



NEW ORLEANS SAINTS  
**MEDIA GUIDE**

2023



NEW ORLEANS SAINTS

# 2023 SCHEDULE

PRESENTED BY:



## ► PRESEASON

WEEK	DAY	DATE	OPPONENT	TIME (CT)
<b>P1</b>	<b>SUNDAY</b>	<b>AUG. 13</b>	<b>KANSAS CITY CHIEFS</b>	<b>NOON</b>
P2	SUNDAY	AUG. 20	AT LOS ANGELES CHARGERS	6:05 P.M.
<b>P3</b>	<b>SUNDAY</b>	<b>AUG. 27</b>	<b>HOUSTON TEXANS</b>	<b>7:00 P.M.</b>

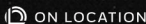
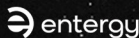
## ► REGULAR SEASON

WEEK	DAY	DATE	OPPONENT	TIME
<b>1</b>	<b>SUNDAY</b>	<b>SEPT. 10</b>	<b>TENNESSEE TITANS</b>	<b>NOON</b>
2	MONDAY	SEPT. 18	AT CAROLINA PANTHERS	6:15 P.M.
3	SUNDAY	SEPT. 24	AT GREEN BAY PACKERS	NOON
<b>4</b>	<b>SUNDAY</b>	<b>OCT. 1</b>	<b>TAMPA BAY BUCCANEERS</b>	<b>NOON</b>
5	SUNDAY	OCT. 8	AT NEW ENGLAND PATRIOTS	NOON
6	SUNDAY	OCT. 15	AT HOUSTON TEXANS	NOON
<b>7</b>	<b>THURSDAY</b>	<b>OCT. 19</b>	<b>JACKSONVILLE JAGUARS</b>	<b>7:15 P.M.</b>
8	SUNDAY	OCT. 29	AT INDIANAPOLIS COLTS	NOON
<b>9</b>	<b>SUNDAY</b>	<b>NOV. 5</b>	<b>CHICAGO BEARS</b>	<b>NOON</b>
10	SUNDAY	NOV. 12	AT MINNESOTA VIKINGS	NOON
11	BYE WEEK			
12	SUNDAY	NOV. 26	AT ATLANTA FALCONS	NOON
<b>13</b>	<b>SUNDAY</b>	<b>DEC. 3</b>	<b>DETROIT LIONS</b>	<b>NOON</b>
<b>14</b>	<b>SUNDAY</b>	<b>DEC. 10</b>	<b>CAROLINA PANTHERS</b>	<b>NOON</b>
<b>15</b>	<b>SUNDAY</b>	<b>DEC. 17</b>	<b>NEW YORK GIANTS</b>	<b>NOON</b>
16	THURSDAY	DEC. 21	AT LOS ANGELES RAMS	7:15 P.M.
17	SUNDAY	DEC. 31	AT TAMPA BAY BUCCANEERS	NOON
<b>18</b>	<b>TBD</b>	<b>TBD</b>	<b>ATLANTA FALCONS</b>	<b>TBD</b>

► SAINTS HOME GAMES IN BOLD

► DATES/TIMES SUBJECT TO CHANGE

## THANK YOU TO OUR 2023 PATRON SAINTS PARTNERS







# We power Saints Nation

Entergy is proud to support our home team, the New Orleans Saints. The Saints bring a special energy to our city, and we're here to power them for seasons and generations to come. [entergy.com](https://www.entergy.com)

**We power life.<sup>SM</sup>**

EST. 2011



# HANDCRAFTED WITH PRIDE IN LOUISIANA



## THE OFFICIAL RUM OF THE NEW ORLEANS SAINTS

Drink Responsibly. © 2023 Louisiana Spirits, LLC, Lacassine, LA.





COMING 2024

# NEW ORLEANS CHARM MEETS ROMAN LUXURY

**CAESARS**  
NEW ORLEANS



MUST BE 21 OR OLDER TO GAMBLE (18 OR OLDER FOR PARI-MUTUEL WAGERING). KNOW WHEN TO STOP BEFORE YOU START. © GAMBLING PROBLEM? CALL 1-877-770-STOP. ©2023. CAESARS LICENSE

**GAMBLING PROBLEM? CALL 1-877-770-STOP**



# YOUR EXPERIENCE OF A LIFETIME AWAITS



ON LOCATION.



@ONLOCATIONEXP | #ONLYWITHONLOCATION

ACCESS MORE AT ONLOCATIONEXP.COM



# TABLE OF CONTENTS

Staff Directory . . . . .	2-4
Community Relations . . . . .	5-6
Youth Programs . . . . .	7

## **OWNER . . . . . 8-23**

Benson New Orleans Saints Timeline . . .	9-17
Owner/CEO Gayle Benson . . . . .	18-21
President Dennis Lauscha . . . . .	22-23

## **FOOTBALL . . . 24-326**

Exec. VP/GM Mickey Loomis . . . . .	25-26
Head Coach Dennis Allen . . . . .	27-30
Assistant Coaches . . . . .	31-70
Veteran Players . . . . .	71-250
2023 Draft Picks . . . . .	257-269
Undrafted/First-Year . . . . .	270-282
Alphabetical Roster . . . . .	283-284
Numerical Roster . . . . .	285-286
How The Saints Were Built . . . . .	286-287
2022 NFL Season In Review . . . . .	289
2022 Final Statistics . . . . .	290-291
2022 Game-By-Game Saints . . . . .	292
2022 Game-By-Game Opponents . . . . .	293
2022 Game-By-Game Starters . . . . .	294
2022 Turnover Table . . . . .	295
2022 Participation Report . . . . .	296-297
2022 Team Superlatives . . . . .	298
2022 Individual Superlatives . . . . .	299
2022-23 Transactions Log . . . . .	300-302
Football Operations Staff . . . . .	303-326

## **ADMINISTRATIVE LEADERSHIP. . 327-334**

## **RECORDS . . . . 335-379**

Career Leaders . . . . .	336-339
Yearly Leaders . . . . .	340-351
Individual Records . . . . .	352-361
Team Records . . . . .	362-367
Two-Team Records . . . . .	368
Consecutive Records . . . . .	369
Big Games . . . . .	370-374
Last Time . . . . .	375-376
Individual Playoff Records . . . . .	377-378
Team Playoff Records . . . . .	379

## **HISTORY. . . . 380-540**

Saints Timeline . . . . .	381-396
Season Results . . . . .	397-416
Year-by-Year Results . . . . .	416-417
Series Records . . . . .	418-424
Attendance Figures . . . . .	425-426
Preseason Results . . . . .	427-430
Preseason Records . . . . .	430
Year-By-Year Statistics . . . . .	431-485
Playoff Game Summaries . . . . .	486-497
All-Time Roster . . . . .	498-515
Pro Football Hall of Fame . . . . .	516-520
Ring of Honor . . . . .	521
NFL Honors . . . . .	522-530
NFL Draft History . . . . .	531-539
Saints In Prime Time . . . . .	540

## **2023 NEW ORLEANS SAINTS MEDIA GUIDE**

The media guide includes a compilation of information that has been gathered and preserved by members of the team's previous communications departments. Many Thanks to everyone who has helped prepare and preserve this information.

The 2023 Saints media guide was written and edited by the Saints communications staff

Editor: Justin Macione  
Editorial Assistance: Davis Friend, Grace Ostendorf, Grant Segar  
Photography: Michael C. Hebert  
Cover, Design and Layout: Luke Halvorsen

All information current as of July 20, 2023.  
©Copyright, 2023. New Orleans Saints.



# STAFF DIRECTORY



## NEW ORLEANS SAINTS

Ochsner Sports Performance Center • 5800 Airline Drive, Metairie, LA 70003

Telephone: (504) 733-0255 • Ticket Office: (504) 731-1700

Website: NewOrleansSaints.com • Colors: Old Gold, Black, and White

Conference: National Football Conference (South Division)

### EXECUTIVE

Gayle Benson ..... Owner & Chief Executive Officer  
Melissa Manwaring ..... Sr. Exec. Asst. to the Owner  
Melissa Hoang ..... Exec. Personal Asst. to the Owner  
Eldric Washington ..... Personal Asst. to the Owner

### FOOTBALL OPERATIONS

Mickey Loomis ..Exec. Vice President/General Manager  
Khari Harley ..... Vice President of Football Administration  
Scott Kuhn ..... Director of Football Administration  
Derek Stannos ..... Director of Operations  
Grant Mathews ..... Manager of Team Operations  
Debbie Gallagher ..Exec. Asst. to EVP/General Manager  
Zach Stuart ..... Director of Analytics

### PLAYER PERSONNEL

Jeff Ireland .. VP/Asst. Gen. Manager - College Personnel  
Michael Parenton ..... Director of Pro Scouting  
Ryan Powell ..... Pro Scout  
Justin Matthews ..... Pro Scout  
Tosan Eyetsemitan ..... Pro Scout  
Cody Rager ..... Assistant College Scouting Director  
Mike Baugh ..... National Scout  
Terry Wooden ..... National Scout  
Mike DiJulio ..... Area Scout  
Jon Sandusky ..... Area Scout  
Casey Talley ..... Area Scout  
Joey Vitt Jr. .... Area Scout  
Paul Zimmer ..... Area Scout  
C.J. Leak ..... Area Scout  
Matt Phillips ..... Area Scout  
Scott Campbell ..... Senior College Scouting Analyst  
Will Martinez ..... Combine Scout  
Ziad Qubti ..... College Scouting Coordinator  
Chad Vincent ..... Director of Football Applications  
Ben Autin ..... Software Developer  
Harry Piper ..... Scouting Assistant  
Rishi Desai ..... Scouting Assistant

### COACHING

Dennis Allen ..... Head Coach  
Clancy Barone ..... Tight Ends  
Bob Bicknell ..... Senior Offensive Assistant  
Kodi Burns ..... Wide Receivers  
Pete Carmichael ..... Offensive Coordinator  
Kevin Carberry ..... Assistant Offensive Line  
Ronald Curry ..... Passing Game Coord./Quarterbacks  
Phil Galiano ..... Assistant Special Teams  
Peter Giunta ..... Sr. Defensive Asst.  
Matt Giordano ..... Defensive Assistant  
Michael Hodges ..... Linebackers  
Doug Marrone ..... Offensive Line  
Mike Martinez ..... Assistant to the Head Coach  
Todd Grantham ..... Defensive Line  
Kevin Petry ..... Offensive Asst.  
Marucs Robertson ..... Secondary  
Darren Rizzi ... Asst. Head Coach/Special Teams Coord.  
Joel Thomas ..... Running Backs  
Jordan Traylor ..... Offensive Asst.  
D.J. Williams ..... Offensive Asst.  
Joe Woods ..... Defensive Coordinator  
Brian Young ..... Pass Rush Specialist

### EQUIPMENT

John Baumgartner ..... Head Equipment Manager  
Corey Gaudet ..... Asst. Equipment Manager  
Richard Killian ..... Asst. Equipment Manager  
Ben Steib ..... Equipment Assistant

### COMMUNICATIONS

Doug Miller ..Exec. Director of Football Communications  
Justin Macione ..... Director of Football Communications  
Sam Shannon ..... Corporate Communications Manager  
Davis Friend ..... Football Communications Coordinator  
Dan Simmons .. Alumni/Legends Development Coordinator  
Grant Segar ... Communications and Government Relations Associate

### PLAYER ENGAGEMENT

Fred McAfee ..... Vice President of Player Engagement  
Danny Lawless ..... Director of Security  
Evan Meyers ... Asst. Player Engagement/Legends & Alumni Manager

### ATHLETIC TRAINING

Ben Stollberg ..... Director of Sports Medicine  
Shone Gipson ..... Head Athletic Trainer  
Jonathan Gress ..... Director of Rehabilitation  
Kevin Mangum ..... Asst. Athletic Trainer  
Bobby Feedback ..... Asst. Athletic Trainer  
Jamie Meeks ..... Director of Sports Nutrition

### MEDICAL STAFF

Dr. John Amoss ..... Team Physician  
Dr. Karim Majjer ..... Team Orthopedist  
Dr. W. Stephen Choate ..... Team Orthopedist  
Dr. David Leslie ..... Team Physician

### SPORTS SCIENCE/STRENGTH & CONDITIONING

Dr. Matt Rhea ..... Director of Sports Science  
Matt Clapp ..... Strength & Conditioning  
Charles Byrd ..... Strength & Conditioning  
Rob Wenning ..... Strength & Conditioning

### VIDEO

Dave Desposito ..... Video Director  
Joe Alley ..... Asst. Video Director  
Tim Youngblood ..... Video Asst.  
Chris McNeice ..... Video Asst.

### SENIOR ADMINISTRATION

Dennis Lauscha ..... President  
Greg Benschel ..... Sr. VP of Communications, Broadcast, Community and Government Relations  
Ben Hales ..... Sr. VP of Marketing and Operations  
Ed Lang ..... Senior Vice President of Finance/CFO  
Vicky Neumeyer ..... Sr. Vice President/General Counsel  
Greg Rouchell ..... Sr. VP of Human Resources  
Michael Stanfield ..... Senior Vice President of Sales  
Jeanne Brown ..... Exec. Asst. to the President





# STAFF DIRECTORY

## BUSINESS OPERATIONS

**Stephen Pate** ..... Vice President of Business Operations  
**Ian Tighelear** ..... Sr. Dir. of Business/Marketing Operations  
**Katie Krajcer** ..... Dir. of Event Policies and Fan Engagement  
**Courtney Kennedy** ..... Operations Manager  
**Morgan Parmer** ..... Sr. Manager of Fan Experience and Initiatives  
**Megan Bourg** ..... Mgr. of Event Policies and Fan Engagement  
**Giancarlo Hernandez** ..... Ops. and Fan Engagement Coord.  
**Brady Johnson** ..... Ops. and Fan Engagement Assoc.

## SOCIAL UNIFICATION/ YOUTH SPORTS

**Elicia Broussard Sheridan** ..... Senior Director of Social Unification/Youth Sports  
**Austin Pasco** ..... Manager, Youth Programs  
**Jason Lapouble** ..... Community Relations Manager  
**Adam Fournier** ..... Social Responsibility Manager

## DIGITAL MEDIA

**Doug Tatum** ..... Vice President, Digital Media  
**Alex Restrepo** ..... Senior Director of Social Media  
**Beth Blackburn** ..... Director of Digital Media  
**Andy Weilbaecher** ..... Digital Developer  
**Megan Kottemann** ..... Social Media Manager  
**Justin Vlosich** ..... Digital Media Coordinator  
**Madison Leavelle** ..... Social Media Illustrator  
**Christian Verde** ..... Social Media Coordinator  
**Tatiana Lubanko** ..... Social Media Coordinator  
**Jean Marie Jenkins** ..... Social Media Associate  
**Hannah McCreight** ..... Social Media Associate  
**Andrew Lang** ..... Digital Media Associate  
**Michael C. Hebert** ..... Director of Photography

## PRODUCTION

**Shaneika Dabney-Henderson** ..... Vice President of Production  
**James Crosbie** ..... Sr. Director of Production  
**Layne Murdoch Jr.** ..... Video/Still Photo Manager  
**Jon Lavangetto** ..... Senior Content Manager  
**Brendan Hassett** ..... Videographer/Editor  
**Jon Mahody** ..... Producer/Editor  
**John Sebag** ..... Videographer/Content Creator  
**Brianna Latino** ..... Director of Production  
**Shota Hashimoto** ..... Senior Motion Graphics Manager  
**Blaire Perriatt** ..... Motion Graphics Senior Coordinator  
**Ryan Micklin** ..... Production Assistant  
**Chrys Sims** ..... Producer/Editor  
**Colin Spangler** ..... Video Production Associate

## BROADCAST

**John DeShazier** ..... Sr. Writer/Digital Media Contributor  
**Todd Graffagnini** ..... Digital Media Contributor  
**Erin Summers** ..... Broadcast Contributor  
**Josh Richardson** ..... Gameday Producer

## MARKETING & GAME PRESENTATION

**Nancy Gold** ..... Vice President, Brand Strategy  
**Mariana Jerez** ..... Special Events Manger  
**Andy Antunez** ..... Marketing Manager  
**Luke Halvorsen** ..... Graphic Designer  
**Christopher Grim** ..... Graphic Designer  
**Tiana Watts** ..... Graphic Designer  
**Dan Askin** ..... Director, Digital Marketing  
**Bradley Gale** ..... Email Marketing Specialist  
**Sara Anderson** ..... Director, Entertainment Teams  
**Jenny Craig** ..... Assistant Manager, Entertainment Teams

**Chrissy Flores** ..... Director, Game Experience  
**Hailey Williams** ..... Senior Game Experience Coordinator  
**Jessica Weinberg** ..... Live Entertainment Coordinator  
**Charity Mackey** ..... Brand and Events Coordinator  
**Anitra Christman** ..... Game Experience Coordinator  
**Richard Merrifield** ..... Game Experience Associate  
**Kinsley Hopkins-Campbell** ..... Game Experience Assoc.

## BUSINESS INTELLIGENCE

**Rich Barbier** ..... VP, Consumer Insights & Analytics  
**Basem Elkhatib** ..... Senior Business Intelligence Analyst  
**Sarah Lassman** ..... Senior Business Intelligence Analyst  
**Luis Carlos Villasenor** ..... Business Intelligence Analyst  
**Victoria Boldis** ..... Consumer Insights Analyst

## CORPORATE PARTNERSHIPS

**Matt Webb** ..... Vice President, Corporate Partnerships  
**Dr. Dan Kaufmann** ..... Dir., Global Partnership Sales & Strategy  
**Erica Bernadas** ..... Dir., Partnership Sales & Innovation  
**Johnny Pizzo** ..... Director of Corporate Partnerships Sales  
**Victoria Leahy** ..... Partnership Sales, Account Manager  
**Andrew Boylan** ..... Partnership Sales, Account Manager  
**Eric Naranjo** ..... Director, Partnership Marketing  
**Taylor Johnson** ..... Director, Partnership Marketing  
**Ashley Livaccari** ..... Corporate Partnership Marketing & Events Coordinator  
**Eavan Roark** ..... Partnerships Marketing Manager  
**McKell McLaughlin** ..... Partnerships Marketing Manager  
**Nathan Turner** ..... Partnerships Marketing Manager  
**Russell Tebeff** ..... Partnerships Marketing Manager  
**Sara Hayes** ..... Partnerships Marketing Manager  
**MaryClare Stannard** ..... Partnerships Marketing Manager  
**Quinton Washington** ..... Partnership Marketing Coordinator  
**Desiree Chambers** ..... Partnership Marketing Coordinator  
**Caitlin Link** ..... Partnership Marketing Coordinator  
**Sydney LaBiche** ..... Partnership Marketing Coordinator  
**Blair Positerry** ..... Graphic Design and Events Manager  
**Fred Ruckert** ..... Sr. Manager, Broadcast & Marketing

## TICKET SALES/SERVICE LEADERSHIP

**Bryan Ross** ..... Vice President, Ticket Sales, Service & Operations  
**Blake Simon** ..... Sr. Director of Ticket Service & Operations  
**Matt Dixon** ..... Senior Director of Ticket Sales  
**Chris Guidry** ..... Senior Director of Ticket Sales  
**Zac Cooper** ..... Director of Season Ticket Sales  
**Anthony Parilla** ..... Director of Sales & Retention

## PREMIUM SEATING

**Molly Threeton** ..... Premium Service Manager  
**David Stern** ..... Sr. Premium Seating Account Executive  
**Jesse Nantz** ..... Sr. Premium Seating Account Executive  
**Tyler Westbrook** ..... Premium Seating Account Executive  
**Robbie Lynch** ..... Premium Seating Account Executive  
**Meghan Rotolo** ..... Premium Seating Account Executive

## SEASON TICKET SALES

**Courtney Gros** ..... Sr. Sales & Retention Acct. Exec  
**Cody Link** ..... Senior Ticket Acct. Exec.  
**Jon Rene** ..... Season Ticket Acct. Exec  
**Tyler Sherman** ..... Season Ticket Acct. Exec  
**Gabriel Chasin** ..... Season Ticket Acct. Exec  
**Mallory Panzavecchia** ..... Season Ticket Acct. Exec  
**Ryan Callahan** ..... Season Ticket Acct. Exec

# STAFF DIRECTORY



SAINTS

## SALES AND RETENTION

**Courtney Gros** ..... Sr. Sales & Retention Acct. Exec.  
**Blake Leonard** ..... Sr. Sales & Retention Acct. Exec.  
**Jordan Thomas** ..... Sr. Sales & Retention Acct. Exec.  
**Carrie Albright** ..... Sales & Retention Acct. Exec.  
**Dimitric Young** ..... Sales & Retention Acct. Exec.  
**Larry Staub** ..... Sales & Retention Acct. Exec.  
**Austin Busby** ..... Sales & Retention Acct. Exec.

## GROUP SALES & SERVICE

**Denton Hunter** ..... School Prog. Sales and Service Mgr.  
**Chris Harpster** ..... Group Sales Manager  
**Lindsey Stanek** ..... Group Sales Acct. Exec.  
**Caroline Yates** ..... Group Sales Acct. Exec.  
**Eric Morris** ..... Group Sales Acct. Exec.

## SEASON TICKET SERVICE

**Joshua Daniels** ..... Ticket Service Coordinator  
**Bryson Parker** ..... Ticket Service Coordinator

## TICKET OPERATIONS

**Daniel Holden** ..... Director of Ticket Operations  
**Joe Chavis** .. Ticket Operations & Parking Services Manager  
**Angela Leon** ..... Ticket Administration Manager  
**Lauren Brown** ..... Sr. Ticket Operations Coordinator  
**Austin Myer** ..... Sr. Box office Coordinator  
**Anna Haun** ..... Ticket Operations Coordinator  
**Tori Scott** ..... Receptionist

## FINANCE & ACCOUNTING

**David Chaix** .. Vice President, Head of Team Accounting  
**Mallory Vedros** ..... Controller  
**Kristi Dupuy** ..... Sr. Accounting Coordinator  
**Josh Harris** ..... Senior Accounting Coordinator  
**Alicia Dupart** ..... Payroll Manager  
**Justin Pelligrini** ..... Financial Reporting Manage  
**Felicia Jones** ..... Payroll Coordinator  
**Alex Watermeier** ..... Accounts Receivable Coordinator  
**Teresa Magallanes** ..... Accounting Coordinator

## ADMINISTRATION

**Jay Romig** ..... Executive Director, Administration  
**John Birect** ..... Mail Clerk

## LEGAL

**Matthew Sharpe** ..... Staff Attorney

## DIVERSITY & INCLUSION/ COMMUNITY RELATIONS

**Dr. Darvelle Hutchins** .. Vice President, Equity & Impact  
**Julie Borsch** ..... Sr. Director of Community Relations  
**Justine Drake** ..... Community Relations Coordinator

## HUMAN RESOURCES

**Mary Vinet** ..... Director of People & Benefits  
**Linley Fenlason** .. Senior Talent Acquisition & Retention  
Manager  
**Charlene Brown** ..... Benefits & Legal Coordinator

## INFORMATION TECHNOLOGY

**Jeff Huffman** ..... Sr. Director of IT Security & Administration  
**Jody Barbier** ..... Senior Director of IT Operations  
**Chris Chapital** ..... Computer and Info. Systems Mgr.

**Kelvin Smith** ..... Sr. Network Administrator  
**Brock Orrett** ..... Systems Administrator  
**Robert Crump** ..... IT Support Specialist  
**Jordan Lewis** ..... IT Support Specialist

## FACILITIES

**Terry Ashburn** ..... Facilities Director  
**Wade Vicknair** ..... Assistant Facilities Manager  
**Corey Rogers** ..... Grounds Superintendent  
**Gordon Duplessis** ..... Groundskeeper  
**Cody Vicknair** ..... Groundskeeper  
**Erick Delgado** ..... Groundskeeper





SAINTS



## SAINTS IN THE COMMUNITY

The Saints Community Relations Department is committed to supporting the charitable efforts of the club's ownership, players, coaches and staff throughout the Gulf South. This dedication to charitable causes and individuals in need was a defining trait of Tom Benson's 33-year tenure as the franchise's Owner and now that legacy carries on under the leadership of Gayle Benson. As a philanthropic force in the community, the club is committed to exercising its core beliefs and basic expectations of every member of the Saints organization, defined by its participation in initiatives that will have a positive and lasting impact in our community.

## RESPONDING TO THE COMMUNITY IN TIMES OF CRISES

The relationship between the Saints and its fans is unique in the world of sports. The team has been the recipient of unqualified support from the community since its inception and welcomes the opportunity to give back – particularly in times of crisis. Donating and raising money as well as providing extensive organizational support following several devastating hurricanes, the 2010 Gulf Coast Oil Spill, widespread flooding and tornadoes that affected the region in 2016 and the COVID-19 pandemic, the club most

recently faced the challenge of supporting the community following Hurricane Ida that battered the Gulf Coast in August, 2021. Almost immediately following the storm, Mrs. Benson made a donation of \$1 million to activate the Saints Gulf Coast Renewal Fund, with over \$5 million total being raised. With the assistance of the community leaders, the NFL Foundation and the Greater New Orleans Foundation, nonprofit organizations were identified to be beneficiaries that could address the immediate needs of those impacted throughout Louisiana.

Responding to immediate needs of the community is a priority of the organization. In light of the events involving Buffalo Bills safety Damar Hamilton on Monday Night Football late in the 2022 season, the Saints sprung into action and donated 67 automated external defibrillators (AEDs) to the New Orleans and Jefferson Parish recreation departments, also making sure staff members are trained in their use.

In addition to reacting to real-time issues such as natural disasters, the Saints also will continue its commitment to prioritize efforts that build awareness of and support for issues challenging the Gulf South by working to safeguard and promote our wetlands and energy production, as they are critical to our nation's future economic vitality.

## SPECIAL ATTENTION TO YOUTH & EDUCATION



The New Orleans Saints organization believes in the future of the Gulf South, and understands our community's children are our greatest resource and hope for a stronger region. Our Community Affairs and Youth Programs Departments conduct and assist in events and initiatives focusing on the development and education of our children.

Throughout the year, Saints players, Legends, and staff visit schools and various community centers to stress the importance of education, physical fitness, nutrition, leadership development, character building and time management. The club partners with a variety of organizations including (but not limited to) Boys & Girls Clubs, Special Olympics, Boy and Girl Scouts, United Way, NFL YET Center, Kingsley House, Teach for America, Youth Empowerment Project, NORD and Jefferson Parish Recreation Department.

## SUPPORT AND IMPACT FOR THE ENTIRE COMMUNITY

While supporting youth and education is a daily focus of the club, significant resources are dedicated to enrich the lives of individuals in other areas of need. For the past six years, the Saints 50/50 Charity Raffle's season total jackpot has raised over two million dollars, allowing the organization to assist thousands of people across the Gulf South region through the works of benefitting charities. Local and non-profit organizations have received proceeds garnered via fundraisers such as the Saints Draft Crawfish Cook-off and the Caesars Sportsbook Crescent City Classic. Saints ownership, executives and staff members serve on numerous community organization boards and partner with those entities to assist or co-develop appropriate programs with a plethora of organizations including (but not limited to) the Autism Society of Greater New Orleans and Autism Speaks, CADA of Greater New Orleans, American Heart Association, Second Harvest Food Bank, City Park of New Orleans, Saintsgiving at Dryades YMCA, Toys for Tots, Rebuilding Together New Orleans, American Red Cross, Make-A-Wish, Volunteers of America, United Negro College Fund and Bridge House. Each year, millions of dollars are given back to the community by the Saints through the donation of cash, goods and services, media and sponsorship.

Whether through financial support, in-kind donations, charitable appearances or just lending a helping hand, the New Orleans Saints are there to reciprocate the support the club has received from its community for 57 years.

## SOCIAL JUSTICE EFFORTS

The Saints have taken an active role in supporting programming events and advocacy efforts to promote social justice since 2018. Saints Ownership, staff and players have worked towards multiple legislative changes, discussing the reduction and elimination of gun violence and supporting programs that empower those impacted by incarceration to successfully re-enter the community.



SAINTS



# YOUTH SPORTS DEVELOPMENT



## SAINTS YOUTH SPORTS DEVELOPMENT

The New Orleans Saints Youth Sports Development Department maintains an active presence in the community throughout the year, bringing National Football League excitement to children who may not have the opportunity to experience the thrill of a Saints football game in person. The Saints reach thousands of youth through programs such as the Saints Play Football Experience Camp, the Saints Experience and the Saints/Nike 11-ON annual event/High School 7-on-7 Regional Tournament. The club is also highly involved with all of the NFL's youth football initiatives such as PLAY60, NFL FLAG, and PLAY FOOTBALL MONTH celebrations.


The Saints have continued to champion smarter and safer play for young athletes in partnership with USA FOOTBALL through the Heads Up Football program by hosting Player Safety Clinics, Player/Parent Camps and forums to further educate coaches, parents and players. Across the Gulf Coast, the Saints continue to fully fund Heads Up Football's enrollment fees for every high school in Alabama, Louisiana and Mississippi. Also in being committed to keeping young participants safe, in January, the team donated automated external defibrillators (AEDs) to the New Orleans Recreation Department and the Jefferson Parish Recreation Department.

The club also honors area high school coaches through the Saints NFL High School Coach of the Week program, which provides \$1,000 to each coach's respective football programs. In addition, the Saints collaborate with corporate partners to conduct life skills presentations to high schools throughout the city. Topics such as education, work ethic, leadership, and character as well as post-graduation career opportunities are discussed.

The Youth Programs Department is influential in helping to secure thousands of dollars through the NFL Foundation via the Player Matching, Team and Grassroots Grants. Funding received from these grants are distributed to youth and high school football organizations and support field projects throughout the region. The team also partners with John Fayard Moving to donate and deliver practice equipment to a local high school football program in need annually. All these efforts positively impact the growth and direction of football for youngsters in the community.

NEW ORLEANS SAINTS

# OWNER



NEW ORLEANS

SAINTS

NEW ORLEANS

SAINTS

NEW ORLEANS

SAINTS



**TIMELINE****OWNER**

When Tom Benson purchased the Saints in 1985, the franchise was quickly transformed. Combining his passion for building a championship team with commitment to being a business leader and community citizen, the Saints reached the playoffs for the first time two seasons later. After marrying Gayle Benson in 2004, Mr. and Mrs. Benson continued to work to build a championship franchise on and off the field, culminating with the Saints capturing Super Bowl XLIV. With Mr. Benson's passing in 2018, Mrs. Benson has upheld the high standards for the franchise that her late husband set, providing the resources and guidance to allow the organization to reach new heights.

**MAY 31, 1985**

Tom Benson purchases New Orleans Saints from John Meacom Jr.

**JAN. 14, 1986**

Jim Finks is hired by Benson as President/ General Manager.

**JAN. 28, 1986**

Jim Mora is hired as Head Coach.

**DEC. 27, 1987**

With a 33-24 win over Green Bay, the Saints close out the regular season at 12-3, the franchise's first winning record and would go on to play in their first playoff game the following week.

**JAN. 3, 1988**

Saints play in their first playoff contest vs. Minnesota before 68,127 fans in the Superdome.

**MAR. 23, 1989**

Tom Benson is named as chairman of the NFL's finance committee, the league's most influential committee. Benson would serve three terms before stepping down in 2013.

**DEC. 22, 1991**

In a 27-3 win at the Phoenix Cardinals, the Saints win their first division title in franchise history with an 11-5 record as the defense allowed 211 points, the fewest allowed in the NFL. Pat Swilling is named *Associated Press* NFL Defensive Player of the Year following a season where he had a club-record 17 sacks.






# BENSON NEW ORLEANS SAINTS TIMELINE



OWNER

**DEC. 26, 1992**

The Saints close out a 12-4 regular season, where they gave up a league-low and club-record 202 points, also leading the NFL with 57 sacks, while surrendering only 15, the first time since 1977 a club led the league in both categories. All four starting linebackers-Rickey Jackson, Vaughan Johnson, Sam Mills and Swilling-are among six Saints selected to the Pro Bowl.



**APR. 25, 1993**

Saints draft eventual NFL Hall of Famer William Roaf in the first round with the eighth overall pick, following a deal with the Detroit Lions to bring the eighth pick and a fourth round selection in exchange for Swilling.

**APR. 15, 1996**

A state-of-the-art training facility is opened in Metairie, housing the entire Saints organization for the first time in club history, which would later be expanded with an indoor facility and is now called the Ochsner Sports Performance Center.

**DEC. 30, 2000**

After winning the NFC West with a 10-6 record, the Saints record the franchise's first playoff win with a 31-28 victory over the St. Louis Rams at the Superdome.

**MAY 13, 2002**

Mickey Loomis is promoted to General Manager.

**OCT. 29, 2004**

Tom Benson marries the former Gayle Marie LaJaunie.

**SEPT. 8, 2005**

The New Orleans Saints Hurricane Katrina Relief Fund is launched, which would eventually distribute over \$1 million dollars to benefit causes in the Gulf South.

**JAN. 18, 2006**

Sean Payton is hired as Head Coach.

**MAR. 14, 2006**

QB Drew Brees agrees to a five-year contract.

**SEPT. 25, 2006**

In the team's return to the Superdome following Hurricane Katrina, the Saints defeat the Atlanta Falcons 23-3 before a nationally televised audience.

**JAN. 13, 2007**

The Saints defeat the Philadelphia Eagles 27-24 in the NFC Divisional Playoff round and advance to the Conference Championship for the first time.

**OCT. 26, 2008**

The Saints played their first ever regular season game outside of the United States, defeating San Diego 37-32 at London's historical Wembley Stadium.

# BENSON NEW ORLEANS SAINTS TIMELINE



**JAN. 6, 2009**

Brees is named the AP 2008 NFL Offensive Player of the Year after he passed for 5,069 yards, 15 short of the NFL record at the time, while also tying the league lead with 34 touchdown passes.

**APR. 30, 2009**

Mr. Benson negotiates a lease extension with the State of Louisiana and the Saints long-term, which resulted in extensive renovations to the Superdome, the construction of Champions Square outside the stadium and the purchase of an adjacent office building renamed Benson Tower, which was put back into service at full occupancy to help revitalize the city's Central Business District.

**MAY 19, 2009**

Led by Mr. Benson, the City of New Orleans is awarded Super Bowl XLVII, the fifth Super Bowl he would land for his hometown during his ownership tenure.

**DEC. 13, 2009**

New Orleans wins its club record 13th game of the season with a 26-23 win at Atlanta to improve to 13-0.

**JAN. 24, 2010**

With a 31-28 overtime win over the Minnesota Vikings in the NFC Championship, the Saints capture the first conference championship victory in team history.

**FEB. 6, 2010**

Jackson becomes the first Saints player to spend the majority of his career with the club to be voted to the Pro Football Hall of Fame. Jackson would be presented by Mr. Benson for induction at the ceremony in Canton, Ohio on August 7.

**FEB. 7, 2010**

Saints capture Super Bowl XLIV, defeating the Indianapolis Colts 34-17 in South Florida. Brees was named the game's MVP after completing 32-of-39 passes (82.1%) with three touchdowns.



The game attracted an average audience of 106.5 million U.S. viewers, making it the most watched Super Bowl at that time.



**JUNE 24, 2010**

In the wake of a catastrophic oil spill in the Gulf of Mexico, Mr. Benson and the Saints establish the Saints Gulf Coast Renewal Fund, which distributed over \$1.5 million to local charities.

**AUG. 9, 2010**

The Super Bowl Champion Saints visit the White House.

# BENSON NEW ORLEANS SAINTS TIMELINE



**JAN. 8, 2011**

The Saints close their 2010 season with a Wild Card playoff loss at Seattle, although New Orleans qualified for the postseason in consecutive seasons for the first time since the 1990-92 campaigns.

**APR. 28, 2011**

With the 24th overall pick in the first round of the 2011 NFL Draft, New Orleans selected California defensive end Cameron Jordan and the Saints then moved back into the first round in a draft night trade with New England to select Alabama running back Mark Ingram, the 2009 Heisman Trophy winner, with the 28th overall selection. Jordan is ranked first in franchise history with 115.5 sacks and has been selected to eight Pro Bowls, the most by a Black and Gold defender. Ingram is the franchise's all-time leader in rushing yards (6,500) and rushing touchdowns (52).

**JAN. 1, 2012**

Following a 45-17 win over divisional rival Carolina in the 2011 regular season finale, the Saints finish 13-3 for the second time in three seasons, winning the NFC South and setting the NFL single-season record with 7,474 total net yards. Brees passes for 5,476 yards, an NFL record at the time and would be named the AP NFL Offensive Player of the Year for the second time.

**FEB. 4, 2012**

Roaf voted to the Pro Football Hall of Fame.

**MAY 20, 2012**

Dennis Lauscha is promoted by Mr. Benson to Team President.

**JUNE 15, 2012**

Mr. Benson purchases the New Orleans Hornets NBA franchise, which he would rename and rebrand the New Orleans Pelicans in 2013.

**NOV. 10, 2013**

Jackson, Archie Manning and Roaf are the first three inductees into club's Ring of Honor on a Sunday evening when the Saints defeated the Dallas Cowboys 49-17. The club set an NFL record with 40 first downs and setting a club mark with 625 total net yards.

**DEC. 29, 2013**

After a one-year absence from postseason play, the Saints clinch their fourth playoff berth in five years with a 42-17 win over Tampa Bay in the Superdome to seal up home perfection for the just the second time in franchise record books.

**JAN. 4, 2014**

Saints win NFC Wild Card Playoff at Philadelphia, 26-24, for franchise's first road playoff win.

**SEPT. 2, 2014**

A statue of Mr. Benson holding the Lombardi Trophy after the team's Super Bowl XLIV win makes its debut in Champions Square following a ceremonial unveiling before Mr. and Mrs. Benson, Saints executives and local dignitaries.



# BENSON NEW ORLEANS SAINTS TIMELINE



**DEC. 21, 2015**

During halftime of New Orleans' game against the Detroit Lions, Morten Andersen was inducted as the fourth member of the Saints Ring of Honor. He is the Saints' all-time leading scorer with 1,318 points, was selected to the Pro Bowl six times in Black and Gold and was the NFL's all-time leading scorer from 2006-18.

**JAN. 1, 2017**

The Saints boasted a 5,000-yard passer (Brees, 5,208), 1,000-yard rusher (Ingram, 1,043) and two 1,000-yard receivers (Brandin Cooks, 1,173 and Michael Thomas, 1,137) for the first time in franchise history, as the 2016 New Orleans offense joined the 2013 Denver Broncos as only the second team in NFL history that featured a 5,000-yard passer, a 1,000-yard rusher and two 1,000-yard receivers. Brees also set the NFL single-season for completions (471) that stood until 2021, when 17-game seasons started.

**FEB. 4, 2017**

Andersen is voted to the Pro Football Hall of Fame.

**AUG. 3, 2017**

A completely renovated Tom Benson Hall of Fame Stadium is dedicated at the Pro Football Hall of Fame in Canton, Ohio, with a statue of Mr. Benson in the end zone plaza unveiled that overlooks the field. Mr. Benson donated \$10 million to the stadium renovation project and another \$1 million towards the construction of a planned retirement facility on the Hall's grounds for retired NFL players.

**NOV. 3, 2017**

Tom Benson Way, the street located outside the Ochsner Sports Performance Center, is dedicated in Mr. Benson's honor.

**DEC. 24, 2017**

The Saints played in front of 73,188 fans on Christmas Eve and topped the Atlanta Falcons 23-13 to record their 11th win of the season, securing a return to the playoffs for the first time since 2013. New Orleans's regular season home attendance of 585,113 set a franchise record.

**JAN. 7, 2018**

The Saints defeat the Carolina Panthers in the NFC Wild Card Playoff, 31-26.

**JAN. 28, 2018**

Seven Saints participated in the Pro Bowl in Orlando, Fla. The New Orleans staff coached the NFC squad.

**FEB. 3, 2018**

Alvin Kamara finished his dazzling rookie campaign with a club-best 1,544 total yards from scrimmage and 14 touchdowns, as he and Marshon Lattimore, who led National Football League rookies with five interceptions, would be the first duo on the same club to capture *Associated Press* NFL Offensive and Defensive Rookie of the Year in the same season since 1967.

# BENSON NEW ORLEANS SAINTS TIMELINE



in business and professional sports that spanned over 70 years. Mrs. Benson becomes Owner & Chief Executive Officer of the Saints, Pelicans and his business enterprises.

**SEPT. 9, 2018**

During halftime of New Orleans' opener vs. Tampa Bay, Mr. Benson is inducted posthumously as the fifth member of the Saints Ring of Honor.

**NOV. 22, 2018**

In a 31-17 win over Atlanta on Thanksgiving night at the Superdome, New Orleans wins its tenth consecutive game, giving the Saints the second-longest winning streak in franchise history.

**JAN. 20, 2019**

Mrs. Benson finishes her first season as Owner with the with 13 regular season wins, tying the 2009 and 2011 teams for the most regular season victories in team history. New Orleans's 13-3 record earned them back-to-back division titles for the first time in franchise history as they advanced to the NFC Championship for the first time since the 2009 campaign. Eight Saints were named to the NFC Pro Bowl squad. Brees finishes the 2018 regular season campaign, setting the NFL single-season record for completion percentage (74.4%).

**DEC. 16, 2019**

In a 34-7 win over Indianapolis on Monday Night Football, capping a weekend that featured a reunion of the Super Bowl XLIV squad, Brees set an NFL record for completion percentage in a contest, completing 29-of-30 throws (96.7%).

**DEC. 29, 2019**

Saints finish with a 13-3 record for the second consecutive season, capturing their third consecutive NFC South title and playoff appearance. Individually, a club-record six Saints were selected to the *Associated Press* All-Pro team: LB Demario Davis, DB J.T. Gray (special teams), WR/RS Deonte Harris (punt returner), DE Cameron Jordan, RT Ryan Ramczyk and WR Michael Thomas. A team-record 11 Saints were named to the Pro Bowl. Thomas captured



AP NFL Offensive Player of the Year with a recordbreaking season. In his fourth campaign, he captured his second straight NFL receiving title, totaling a league-record 149 receptions for a team-record 1,725 yards and nine touchdowns.

## MAR. 16, 2020

Mrs. Benson formed the Gayle Benson Community Assistance Fund, starting with a personal \$1 million donation in response to the COVID-19 pandemic. In addition to her donation, a significant amount of additional money has been raised through her encouragement and the commitment of the local business community, with the donations being disbursed through the Greater New Orleans Foundation to local businesses and individuals affected.

## DEC. 25, 2020

In a 52-33 Christmas Day win over the Minnesota Vikings, New Orleans clinches the NFC South for the fourth consecutive season and four consecutive playoff berths for the first time in franchise history. In the contest, Kamara rushes for six touchdowns, tying a longstanding NFL record for both rushing touchdowns and total touchdowns (six). Individually, three Saints were selected to the *Associated Press* All-Pro team: LB Demario Davis, Kamara and RT Ryan Ramczyk and five were selected to the Pro Bowl. Following a season that ended in the second round of the playoffs, QB Drew Brees announced his retirement, 15 years to the day he agreed to join the Saints in 2006. Brees ends his playing career as the NFL's all-time leader in completions (7,142) and passing yardage (80,538), leading New Orleans to nine playoff appearances, seven division titles and the Super Bowl XLIV championship over a 15-year period.

## JULY 26, 2021

Mrs. Benson and the Saints announce a 20-year agreement with Caesars Entertainment to rename the club's renovated stadium the Caesars Superdome.

## SEPT. 12, 2021

On and off the field, the Saints under Mrs. Benson's leadership respond to Hurricane Ida, which battered the Louisiana Coast on August 29. Starting with a \$1 million donation to the Saints and Pelicans Gulf Coast Renewal Fund, over \$5 million would be raised to support deserving nonprofits supporting relief and rebuilding efforts on the Gulf Coast. On the field, the Saints withstood a necessary relocation of football operations to Dallas and the moving of their season opener against Green Bay to Jacksonville, FL with an emotional 38-3 win over the Packers at TIAA Bank Field.



# BENSON NEW ORLEANS SAINTS TIMELINE



OWNER

**DEC. 2, 2021**

During a halftime ceremony of the team's contest against the Dallas Cowboys, the Saints inducted linebacker Sam Mills posthumously as the seventh member of the club's Ring of Honor. Mills finished his Saints career with 934 tackles and was selected to four Pro Bowls. Two months later, Mills would be voted into the Pro Football Hall of Fame's Class of 2022.



**JAN. 25, 2022**

After New Orleans finished the season 9-8 with its fifth straight winning campaign and saw Gray, Jordan, Kamara and Lattimore selected to the Pro Bowl and Gray (first-team) and Davis (second-team) voted as Associated Press All-Pros, Payton stepped away after posting a 161-97 record (regular season and postseason combined) in 16 seasons. He departed the Saints as the franchise's winningest head coach.

**FEB. 8, 2022**

Following an extensive internal and external search led by Mrs. Benson, Loomis and Lauscha, Dennis Allen was introduced as the 17th head coach of the New Orleans Saints. Allen, who had served as defensive coordinator since 2015, is a coaching veteran of 27 seasons, including 13 in New Orleans.



**MAY 11, 2022**

In a presentation held at the Ochsner Sports Performance Center, Mrs. Benson received the *New Orleans Times-Picayune* Loving Cup Award for 2021, which annually has been awarded to New Orleanians whose philanthropic efforts and community involvement soar above and beyond. Mrs. Benson was recognized for her leadership in a community in 2021 that was adversely affected by both the COVID-19 Pandemic and Hurricane Ida. Mrs. Benson and the Saints and Pelicans franchise stepped



**NOV. 4, 2022**

up to support the region with a combination of financial support of local nonprofits, volunteerism and providing inspiration and example to a community in need.



With the leadership of Mr. Benson as honorary chair, the tenth annual Moonlight & Miracles gala at the Caesars Superdome raised over 1.8 million dollars to directly benefit patients and programs of the Ochsner cancer Institute patients and programs at comprehensive cancer centers located throughout New Orleans, Baton Rouge and the Northshore.

**NOV. 15, 2022**

Mrs. Benson received the Southeast Louisiana Council's Boy Scouts Distinguished Citizen Award for 2022 at the World War II Museum Freedom Pavilion in front of several Saints executives and players. Mr. Benson was previously a recipient in 1986.



**MAR. 6, 2023**

New Orleans agreed to terms with quarterback Derek Carr on a four-year contract.





OWNER



## **GAYLE BENSON**

**OWNER & CHIEF EXECUTIVE OFFICER**

Gayle Benson provides leadership for the New Orleans Saints and New Orleans Pelicans. She succeeds her late husband, Tom Benson, who passed away on March 15, 2018, after serving as Owner of the Saints since 1985 and the Pelicans since 2012. The New Orleans native is an accomplished business professional and philanthropist with strong ties to the local community and is dedicated to contributing to the growth and enhancement of the Gulf South region.

Mr. and Mrs. Benson worked together to build championship-level NFL and NBA organizations, housed in state-of-the-art facilities at the Ochsner Sports Performance Center, Caesars Superdome and Smoothie King Center, while making a positive impact in the community away from the football field and basketball court as well.

With the Saints franchise under the guidance of Mr. and Mrs. Benson, the team has reached new heights since 2006, when they entrusted Executive-Vice President/General Manager Mickey Loomis to set the direction for the organization, responding by making important coaching hires and continually supplementing and upgrading the roster through the draft, free agency and trades. Since then, the franchise has reached its highest point of success, posting a 175-116 record from 2006-22, featuring ten winning seasons, nine playoff berths, seven division titles, three NFC Championship appearances and the Super Bowl XLIV title. Off-the-field, the Caesars Superdome is more than halfway through a five-year, multiple-phase enhancement. The Caesars Superdome has been sold out on a season ticket basis for every campaign since 2006, with a waiting list of over 73,000 and 172 consecutive sellouts for contests played at the facility through 2022. The facility is currently undergoing a \$475 million renovation which will allow it to retain its standing as one of the world's iconic multipurpose facilities. The club has also positioned itself as a leader in the community, assisting with the recovery from several natural disasters as well as the COVID-19 pandemic, while also working to enhance the region as a whole.

In Mrs. Benson's first five seasons of ownership, New Orleans has posted four consecutive winning seasons (2018-21) and three consecutive NFC South division titles (2018-20), reaching the NFC Championship game in the 2018 campaign. No NFC team has matched the Saints' 29 regular season road victories since 2018. Their 56 wins (regular season and postseason combined) are tied for first in the NFC during the five-season period. 14 Saints have received 30 Pro Bowl selections and eight players over the past four seasons have received Associated Press All-Pro honors.

Following in the footsteps of her late husband, who played a significant role in the city of New Orleans hosting five Super Bowls during his ownership and wielded extensive influence and respect among fellow NFL owners with a 25-year tenure as Chairman of the Finance Committee, Mrs. Benson has become instrumental with her influence and leadership in important league issues, serving on the Audit, Business Ventures and Hall of Fame Committees and the Social Justice Working Group. She helped the city land Super Bowl LIX to be played in February, 2025, which will mark the 11th time Louisiana and the Crescent City will serve as a host, tying with Miami for the most Super Bowls by a host city. The economic impact of Super Bowl XLVII, played in 2013, which Mr.





Benson successfully campaigned for, was \$480 million, not to mention the exposure and charitable contributions that the National Football League makes during Super Bowl week that extends for generations. Mrs. Benson is committed to continuing to bring Super Bowls to New Orleans.

Immediately upon Mr. and Mrs. Benson's purchase of the former Hornets franchise from the NBA in 2012, construction began on a state-of-the-art basketball practice facility to house the entire organization together and the franchise would also be rebranded as the Pelicans. Through agreements with the State of Louisiana upon the purchase of the Pelicans, the Smoothie King Center has undergone a complete renovation since the 2012 purchase, featuring a new center-hung HD scoreboard, which debuted in 2015, along with several additional fan upgrades. Through this commitment, NBA All-Star Weekend was awarded to New Orleans in 2014 and 2017, making the city one of just seven current NBA markets to host the event at least three times. Active in league affairs, Mrs. Benson, serves as a member of the NBA's Labor Relations Committee and was named to the NBA Foundation Board of Directors in 2020. As a board member, she is constantly an advocate for the city of New Orleans and the state of Louisiana. Since her 2020 addition, every distribution by the foundation has benefited New Orleans nonprofits. On the court, she oversaw a significant overhaul of the Pelicans in 2019 when she hired Executive VP of Basketball Operations David Griffin and committed to significant upgrades to the Ochsner Sports Performance Center's basketball facilities. Through the support of these organizational improvements by Mrs. Benson, combined with a shrewd build of the roster and the hiring of Head Coach Willie Green, the Pelicans have established a solid foundation.

Community investment and giving back have been hallmarks of Mr. and Mrs. Benson's ownership of the Saints and Pelicans. This tradition continues under Mrs. Benson's stewardship, sharing her late husband's vision and passion for helping others. She has further enriched the New Orleans community through her support to causes in the health and wellness, cancer care, education, arts and faith-based sectors.

As dedicated corporate citizens, the Saints and Pelicans annually put millions of dollars back into the community in financial support, in-kind donations, charitable appearances and donations of goods and services. Mrs. Benson's philanthropic leadership has been recognized far and wide since becoming Owner.

Mrs. Benson has always quickly responded and taken action to conditions that affect the local community adversely. With the COVID-19 pandemic and Hurricane Ida providing multiple challenges to the New Orleans area and its citizens since 2020, Mrs. Benson has donated over \$2 million, partnering with the Greater New Orleans Foundation to assist local organizations and individuals in need to help the region and its residents recover. In 2020, utilizing the platform of the Saints and Pelicans to harness the unifying power of sport to advance race relations, she formed the Social Justice Leadership Alliance. The alliance, with key front office executives and players from both franchises in leadership positions, advocates for issues of change in minority communities.

In 2014, Mrs. Benson was honored by the New Orleans Council for Community and Justice with its Weiss Award, recognizing achievement for exceptional civic and humanitarian contributions. In 2015, the couple were honored by the regional chapter of the Anti-Defamation League with the A.I. Botnick Torch of Liberty Award. In 2018, she and Mr. Benson (posthumously) were honored by two of the city's leading higher education institutions. They received a Dermot McGlinchey Lifetime Achievement Award from Tulane University, honoring those who have demonstrated service, volunteer





OWNER

involvement and commitment to Tulane and their hometown communities and were inducted into the University of New Orleans' Hall of Distinction.

In 2019, Mrs. Benson received several important honors. She was honored by Xavier University of Louisiana with the Sister Maris Stella "Women of Faith" Award and was recognized by the UNCF with the group's MASKED Award for her support of educational opportunities for all. Mrs. Benson was honored by the Allstate Sugar Bowl Chapter of the National Football Foundation/College Football Hall of Fame with its Distinguished American Award. The National World War II Museum selected her as an American Spirit Medallion recipient. The Greater New Orleans Foundation honored Mrs. Benson with the organization's Spark Plug Award, given to an individual whose philanthropy in the greater New Orleans community has been exemplary.

In 2021, Mrs. Benson was presented by the University of Holy Cross with its Spes Unica Award, the educational institution's highest honor, based on her support of the university's mission to educate both the mind and heart. She was the Times-Picayune's 2021 Loving Cup award winner, an honor which has been presented since 1901 to men and women who have performed exemplary service to the community without expecting material recognition. Mrs. Benson was recognized by the local charity, Clover, as a co-recipient of the 2022 Reverend Beverley Warner Ward, for her extensive work with the non-profit whose mission is to educate children, strengthen families and build community. Mrs. Benson was honored by the American Cancer Society's Louisiana Chapter with their 2022 Heart & Soul Award for her constant support in the fight against cancer through the services provided to cancer patients, families and caregivers at Ochsner's Gayle and Tom Benson Cancer Center. She was recognized by the Southeast Louisiana Council, Boy Scouts of America with their 2022 "Distinguished Citizen" Award.

Mrs. Benson has received three important honors, recognizing her local commitment in both the business and charitable arenas. She was honored as a "Louisiana Legend" by Louisiana Public Broadcasting for distinguishing herself in the sports field and through her philanthropy. She was the recipient of the 2023 Black College Football Hall of Fame Founders Award, recognizing her and the Saints organization's financial support and community involvement with the HBCU Legacy Bowl postseason college football all-star game played at Tulane University. Tulane honored Mrs. Benson with the university's 2023 Distinguished Entrepreneur of the Year award.

In addition to serving on the boards of several local educational institutions and the New Orleans Museum of Art, Mrs. Benson also is a member of the Audubon Commission, which oversees the Audubon Nature Institute.

Mrs. Benson has been a longtime trusted and valued member of the local Catholic community, reflecting her deep religious faith. She has worked tirelessly with the Archdiocese of New Orleans' Catholic Charities organization and its umbrella agencies that feature almost 50 programs and three affiliated ministries. These organizations deliver health and human services to the poor and vulnerable in the eight Southeast Louisiana parishes which the Archdiocese serves, as well as food and nutrition services throughout the state. Mrs. Benson has worked closely with St. Louis Cathedral's Rite of Christian Initiation for Adults (RCIA) program. Her support of the Catholic Church has been recognized numerous times. In 2002, she received the Medal of the Order of St. Louis Award for dedication to the Catholic Church. In 2010, she became an Honorary Oblate of Mary Immaculate and in recognition of longstanding support of Catholic education, Mr. and Mrs. Benson received the St. Elizabeth Ann Seton Award from the National Catholic Educational Association. In 2012, Mr. and Mrs. Benson received from



Pope Benedict XVI the Pro Ecclesia et Pontifice award-for outstanding service to the Church and the Pontiff, the highest Papal award granted to a lay person. She holds a leadership role after being inducted as Dame Commander with Star in the Equestrian Order of the Holy Sepulchre of Jerusalem and is a member of the Order of St. Lazarus, a confraternity of Christian faithful who profess their commitment to Jesus Christ.

Mrs. Benson began her professional career in 1968 as a manager for a noted New York-based jeweler. She was responsible for overseeing and managing the daily operation of over 40 sales associates. She then branched out into real estate development, which allowed her to successfully integrate her passion for interior design with property management. Her first real estate transaction occurred in 1978 when she purchased a home in New Orleans's Irish Channel and then sold the property eight months later after extensive restoration. She would go on to purchase, manage and eventually sell numerous properties, primarily in the city's Uptown district.

In 1975, Mrs. Benson began a 30-year design industry career, a business where she achieved tremendous success. Throughout the course of her interior design career she was recognized with numerous professional awards and served as an inaugural member on the Louisiana State Board of Licensing for Interior Designers for four years. She directed numerous major design efforts with her clients, including the Caesars Superdome (formerly Louisiana and Mercedes-Benz Superdome), several of the city's most prestigious hotels, local supermarket chains, automobile dealerships, yachts and many others.

In 2000, Mrs. Benson worked with the Superdome on renovations to the iconic New Orleans landmark's third and fourth level public spaces, in addition to renovations on select suites. She also owned and developed a commercial real estate building on the corner of Laura and Octavia Streets, a women's clothing private enterprise called "Toujours la Ligne" and a designer's showroom called "Designers Resource" which served as a wholesale location for designers and architects seeking to purchase fabric, wall coverings and accessories. The Men of Fashion Committee recognized Mrs. Benson as one of the "Ten Best Dressed Women in New Orleans" in 1983.

In addition to her ownership of the Saints and Pelicans, Mrs. Benson established GMB Racing Stables in 2014. In 2016, two of the thoroughbreds, Mo Tom and Tom's Ready participated in the Kentucky Derby. Her Lone Sailor horse ran in the 2018 Kentucky Derby and Preakness. She owns Benson Farm in Paris, Ky, a 1,000-acre farm with nearly 50 horses. As part of her passion for horse racing, she is a member of the Jockey Club of New York. Mrs. Benson also serves as the Owner of four local automotive dealerships (Best Chevrolet, Cadillac of New Orleans, Mercedes-Benz of New Orleans and Mercedes-Benz Van Center), Benson Tower, Benson Capital Partners, Made By The Water, Corporate Realty and also owns the Hyatt Regency New Orleans as part of a partnership.

Mrs. Benson was born in New Orleans and grew up in Old Algiers. She began her education in Catholic schools and in 1966 graduated from Martin Behrman High School in Algiers. She received a Doctorate of Letters from Notre Dame Seminary in 2014. Serving as keynote speaker at their respective commencement ceremonies, Mrs. Benson has been awarded honorary degree from University of Holy Cross (2015), Southern University of New Orleans (2021), Delgado Community College (2022) and an Honorary Doctor of Humane Letters from Loyola University New Orleans (2019).

Mr. and Mrs. Benson married on October 29, 2004 at the Immaculate Conception Memorial Chapel. Mr. Benson died on March 15, 2018.





OWNER



## DENNIS LAUSCHA

PRESIDENT

Dennis Lauscha, a native New Orleanian, has been a fan of the Saints since he was a young boy. He attended Jesuit High School and received degrees in Business, first from the University of Alabama, followed by an M.B.A. from Loyola University. Starting out his career as a C.P.A., Lauscha worked for a major global financial services firm before his decades long career with the Saints. He first joined the Saints in 1998 as Treasurer, and as a result of his hard work, loyalty and business acumen, Lauscha rose through the executive ranks to serve as Vice President, Senior Vice President and Executive Vice President before reaching his now esteemed post as President since 2012. In his role, he oversees the club's financial operations, government affairs, marketing, ticket and suite sales, legal, stadium, community affairs, human resources, business intelligence and information technology. He also serves as a representative for both clubs at National Football League and National Basketball Association Owners meetings, also serving as president of the Pelicans franchise.

In addition to his duties with the Saints and Pelicans, the New Orleans native maintains multiple roles within other holdings of Mrs. Benson, maintaining a role in the management of her four local automotive dealerships (Best Chevrolet, Cadillac of New Orleans, Mercedes-Benz of New Orleans and Mercedes-Benz Sprinter), Corporate Realty and other real estate holdings, GMB Racing, Benson Capital Partners, Made By The Water and other investments.

Lauscha's collaborative style, financial acumen and long-term view has played a key role as a member of a contingent that has negotiated agreements for both the Saints and Pelicans with the state of Louisiana. These have resulted in long-term lease agreements, continuous improvements to their playing and practice facilities, revitalization of the areas around them and generated revenue for the state without any new taxes for citizens.

In 2009, Lauscha helped negotiate the partnership with the Louisiana Governor and a subsequent extension of the agreement that continues the Saints' long-term commitment to the state. The deal included the purchase and redevelopment of the former New Orleans Centre, which has been transformed into Champions Square and the Benson Tower property adjacent to the Caesars Superdome, with the stadium undergoing extensive renovations and improvements. Since playing a key role in Mr. and Mrs. Benson's purchase of the Pelicans in 2012, Lauscha has helped broker agreements with the state to upgrade the team's playing and practice facilities. Following successful negotiations, the Pelicans have a long-term commitment to the state, and the Smoothie King Center has undergone over \$50 million in renovations and improvements.

In 2015, Lauscha helped negotiate an agreement with the state that resulted in \$40 million in enhancements for fans of both the Saints and Pelicans. The Caesars Superdome had state-of-the-art video boards added in 2016 in addition to renovated suites and other fan amenities, while a new center-hung HD video scoreboard was installed in the Smoothie King Center. Most recently, Lauscha brokered a \$450 million



agreement with the state that has resulted in a long-term lease extension for the Saints and a multiple-phase transformation of the Caesars Superdome, to keep the stadium among the world's elite sports facilities, including brand new field level suites, which debuted in 2021 and many seating, suite and concession upgrades. He has played a key role in finalizing 2021 and 2014 ground-breaking naming rights and sponsorship agreements for both teams' playing facilities with Caesars Entertainment and Smoothie King.

Lauscha was instrumental in the 2003 expansion of the Saints training facility. He later oversaw a renovation and expansion of the facilities and administrative offices for the Saints and Pelicans from 2012-13, while directing the construction of a standalone basketball practice facility. The clubs are now housed on the same site at the Ochsner Sports Performance Center, featuring some of the top practice and administrative facilities in professional sports.

Lauscha's committed to help attract major sporting events to New Orleans. He's a key member of the team that actively pursues future Super Bowls and NCAA Basketball Final Four Championships for New Orleans – and was instrumental in landing Super Bowl XLVII, which was played in 2013 and Super Bowl LIX to be played at the Caesars Superdome in February, 2025, which was awarded by the NFL in 2018. After Mr. and Mrs. Bensons' 2012 purchase of the Pelicans, the city has hosted NBA All-Star Games in 2014 and 2017.


Active throughout sports and the community, Lauscha currently serves as a member of the Business Council of New Orleans & the River Region, as a board member of the Audubon Nature Institute and Loyola University New Orleans and as a trustee of the National World War II Museum. Lauscha has completed terms as board president of the Preservation Resource Center, president of the regional chapter of the Boy Scouts of America, a member of the Blight Transition New Orleans Task Force, the Mayor's Transition Committee, the Super Bowl XLVII Host Committee, the 2014 and 2017 NBA All-Star Game Host Committees, the 2012 NCAA Final Four Host Committee, the Loyola University New Orleans School of Business Visiting Committee, the NBA's Team Advisory Council of Presidents and Team CBA Advisory Committee, the NFL's Ticketing Strategy Working Group, the NFL's 100th Anniversary Committee, the NFL's Sports Betting Committee, the Stuart Hall School Board of Trustees and on the New Orleans Museum of Art Board.

Lauscha's dealings with the Saints and Pelicans, state officials and local organizations have provided an opportunity for community involvement. His professional and charitable work was recognized by New Orleans CityBusiness, when he was selected as one of the 40 Most Influential Members of the Community. The honor is bestowed on those who are laying the groundwork for a better city. In 2010, he was named the Alumnus of the Year by Loyola's College of Business and was named to the 2010 Class of Role Models by the Young Leadership Council. He was honored by the Allstate Sugar Bowl Chapter of the National Football Foundation/College Football Hall of Fame with its 2014 Distinguished American Award. In 2015, Lauscha gave the commencement address to the graduates of the University of New Orleans. In 2016, he was inducted into the Order of West Range for the Pi Kappa Alpha Foundation. He was honored as a 2019 Laureate of Junior Achievement's Greater New Orleans chapter. Lauscha has also completed the National Football League Managers Program at Stanford University's Executive Education Graduate School of Business. Most recently, he was named Jesuit's 2022-23 Alumnus of the Year.



NEW ORLEANS SAINTS

# FOOTBALL



NEW ORLEANS

SAINTS

NEW ORLEANS

NEW ORLEANS

SAINTS

NEW ORLEANS

SAINTS



## EVP/GENERAL MANAGER



### **MICKEY LOOMIS** EXECUTIVE VICE PRESIDENT/ GENERAL MANAGER

Responsible for the club's entire football operations, Executive Vice President/General Manager Mickey Loomis enters his 22nd season in his current position and 24th with the Saints. He is a veteran of 37 years in the NFL and during his time in New Orleans has been honored with the most prestigious awards presented to a league executive. Yet the most satisfying achievement of Loomis' career has come in helping mold a roster that has produced many of the franchise's finest moments over the last 17 seasons, including the Super Bowl XLIV championship.

Loomis was promoted to general manager in 2002 and earned the additional title of executive vice president later that year. The departments under his direction include coaching, player personnel and scouting, salary cap management, contract negotiations, athletic training, equipment, video and communications.

In 2006 - after being the key figure in the hiring of Head Coach Sean Payton, the signing of QB Drew Brees and essentially rebuilding a team that would advance to the NFC Championship - Loomis was voted the NFL Executive of the Year by *Pro Football Weekly*/Pro Football Writers of America. He was also honored by *The Sporting News* as the George Young Executive of the Year, an award voted on annually by NFL front-office executives and owners.

Loomis has continued to build on the success of 2006, highlighted by ten winning seasons, nine postseason appearances, seven division titles, three NFC Championship game berths and the Super Bowl victory. Over the past 17 years, he's brought aboard a group of players who have played a key role in New Orleans posting a 175-116 overall record through a combination of the draft, free agency and trades. He's also presided over the club's ability to retain their core players, re-signing significant contributors to long-term contracts. In 2022, Loomis conducted an extensive coaching search on behalf of the organization to lead the Saints into the future and following the search, Dennis Allen was promoted from defensive coordinator and hired as the Saints' 17th head coach in franchise history.

While his responsibilities have grown during his Saints tenure, Loomis has been a key figure in the highest management circle of the organization since arriving in 2000. Loomis joined the club as director of football administration, a post he held until 2002, handling contract negotiations, managing the salary cap and coordinating different areas of the football operations.

In 2005, Loomis helped steer the club through unprecedented challenges for a National Football League team. He calmly guided the staff and players through a sudden evacuation from New Orleans in the wake of Hurricane Katrina, in addition to several moves of the club's base of operations.

## EVP/GENERAL MANAGER

Since 2003, Loomis has overseen four extensive renovations of Saints headquarters that have added an indoor practice facility, new weight room and cafeteria and completely renovated coaches and player personnel offices, meeting rooms, medical/rehab areas and locker rooms, giving the club one of the NFL's top training complexes in the Ochsner Sports Performance Center.

Prior to arriving in New Orleans, Loomis spent 15 years with the Seattle Seahawks, including as executive vice president from 1992-98. He joined the Seahawks in October, 1983, was promoted to vice president/finance in 1990 and to Executive Vice President in 1992. A native of Eugene, Ore., Loomis has a degree in accounting from the University of Oregon and a Master's Degree in Sports Administration from Wichita State University.

Married to Melanie, Loomis has four children: Alex, Katherine, Sam and Lucy.



FOOTBALL

## COACHING STAFF



### DENNIS ALLEN HEAD COACH

Dennis Allen enters his second season as head coach of the New Orleans Saints in 2023 after being named the 17th head coach in franchise history on Feb. 8, 2022.

Now in his 28th year in coaching, 22nd in the NFL, including 13 with the Saints, Allen has played for, coached with and learned from some of the best coaches in all of football. He was recruited to play at Texas A&M by R.C. Slocum and in the NFL he has honed his skills on the staff of Super Bowl XLIV champion head coach Sean Payton for 12 seasons and also for Super Bowl participants John Fox and Dan Reeves.

During his 27 years of coaching in the NFL, Allen has worked with ten players who have combined for 23 Pro Bowl selections and he has also coached two *Associated Press* NFL Defensive Rookie of the Year winners and three members of the Pro Football Hall of Fame.

Allen's defenses have consistently been among the most productive in the NFL in a number of categories, including scoring defense, total yards allowed and sacks. The team's defensive play-caller since the middle of the 2015 season, the Saints are the only team in the National Football League to rank in the top three in both opponent rushing yards per game and sacks cumulatively over the six-season period since 2017. Allen's defenses have ranked in the top ten in yards per game and opponent points per game each of the past two seasons.

In his first year as head coach of the Saints, Allen guided New Orleans through the challenge of significant injuries at virtually every position to win three of their last four games after a Week 14 bye and give up 20 or fewer points in the final eight contests of the season, ten points apiece in each of the final three contests.

Under Allen's supervision, New Orleans ranked second in the NFL in pass defense (184.4 ypg.) fifth in total defense (314.8 net yards per game), tied for fifth in sacks (48), ranked sixth in opponent red zone touchdown percentage (50.0) and ninth in scoring defense (20.3 ppg.). New Orleans posted shutouts in consecutive seasons for the first time since the 1991-92 campaigns. Linebacker Demario Davis and defensive end Cameron Jordan, who became the franchise's all-time leader in sacks, were each named to the Pro Bowl while Davis earned *AP* (second-team) honors.

Offensively, New Orleans improved nine or more spots in league rankings in both net yards per game and net passing yards per game. The team's top draft selection, wide receiver Chris Olave, earned PFWA All-Rookie recognition, as he led the team in receiving with 72 receptions for 1,042 yards. Running back Alvin Kamara became the only player to currently have six consecutive seasons of at least 1,300 yards from scrimmage. Taysom Hill ranked second on the team in rushing with a career-high 575 yards and team-leading seven rushing touchdowns, adding two receiving scores for a club-best nine total touchdowns, while adding two scoring throws. Tight end Juwan Johnson tied for third at the position in the league with a club-best seven touchdown grabs on 42 receptions for 508 yards.

In 2021 in his final season as defensive coordinator, Allen's defensive unit boasted two Pro Bowl selections (Jordan and cornerback Marshon Lattimore) and one *AP*



## COACHING STAFF



FOOTBALL

All-Pro selection (Davis), ranked first in the NFL in opponent red zone touchdown percentage (43.5), second in opponent first downs (304) and opponent rushing first downs (84), fourth in scoring defense (19.7 points per game), opponent net yards per play (5.08) and run defense (93.5 yards per game), seventh in total defense (318.2 net yards per game) and eighth in sacks (46). New Orleans' streak of 22 regular season/postseason contests without allowing a 100-yard rusher at the end of the season was the longest in the NFL. With 25 takeaways and a plus-seven turnover ratio, Allen's defense was instrumental in leading the Saints to their fifth consecutive winning season. Allen handled Sean Payton's head coaching duties in a December 19 9-0 win over the Tampa Bay Buccaneers as Payton was sidelined due to COVID-19 protocols.

In 2020, the Saints defense boasted one of the league's top units, finishing tied for first in interceptions (18), ranked fourth in opponent net yards per game (310.9) and opponent rushing yards per game (91.3), fifth in opponent net passing yards per game (217.0) and opponent points per game (21.1) and eighth in sacks (45). The 139 road points given up on the road by New Orleans were the fewest in the NFL and the third-lowest total by the club since the start of a 16-game regular season schedule in 1978. New Orleans did not allow a 100-yard rusher until Week 14 of the season, marking an NFL record of 55 games (regular season/postseason combined) of not giving up 100 yards to an individual.

The 2019 Saints ranked third in the league in sacks, recording 51 takedowns and finished fourth in run defense at 91.3 yards rushing per game. The sack total was the highest for the Saints since 2001. New Orleans also ranked sixth on third down (34.8 percent) and 11th in total defense (333.1 yards per game). With two Pro Bowl starter selections on defense – Jordan and Lattimore and one AP first-team All-Pro – Davis – the Saints had two contests where they did not surrender a defensive touchdown for the first time since 2000. Jordan finished with a career-high 15.5 sacks, ranked third in the NFL and tied for the fourth-highest total in franchise history, also earning All-Pro honors. Davis filled up the stat sheet with a team-high 111 tackles, four sacks, one interception and a career-high 12 passes defended.

In 2018, the Saints boasted the second-best run defense in the NFL, allowing just 80.2 rushing yards per game and 3.6 yards per carry. His defense also collared 49 sacks, which tied for fifth in the league. The New Orleans defense held its opponents to 20 points or less in ten games in 2018 and had a six-game streak of keeping opponents under 20 for the first time since 2000. Jordan was selected to the Pro Bowl as an AP All-Pro in a season where he posted 12 sacks. On the interior, defensive tackle Sheldon Rankins posted eight sacks in a breakout campaign, the most takedowns by a Saints interior defender since 2000. Davis, in his first season with the club, became only the fourth player in Saints history to record 110 tackles and five sacks in a season. Lattimore led the team with five regular season takeaways and added two more in the club's postseason win over Philadelphia.

In 2017, Allen coordinated a Saints defense that finished third in the league in interceptions (20), tied for seventh in sacks (42) and ranked tenth in opponent points per game (20.4 ppg.) after ranking 31st in 2016. Away from home, New Orleans surrendered only 18.3 points per game, tied for sixth in the NFL, with their 146 road points given up tied for the fifth-lowest total by the club since the start of a 16-game schedule in 1978. Allen oversaw a defense that featured first-team All-Pro Jordan who posted 13 sacks and Lattimore, who led rookies with five interceptions and garnered AP Defensive Rookie of the Year honors, as both defenders earned Pro Bowl trips. Lattimore was the second rookie under Allen's tutelage to capture league Rookie of the Year honors. Rookie safety Marcus Williams, the club's second round draft pick, joined Lattimore as a PFWA All-Rookie selection, tying for second among league rookies with four picks.

## COACHING STAFF

In 2016, a young Saints defensive unit took several strides in the right direction, surrendering only 90.6 rushing yards per game over the final 13 weeks of the season, ranked sixth in the NFL over that period. In fact, New Orleans allowed under 100 yards rushing in eight games on the season, the fewest in a single season since they gave up seven in 2013. Jordan led the team with 7.5 sacks. Linebacker Craig Robertson started all 15 games he appeared in and filled up the stat sheet with a team-high and career-high 131 tackles, one sack, one interception, five passes defended and two recoveries.

After starting the 2015 season as the club's senior defensive assistant, Allen assumed coordinator duties in Week 11. As New Orleans rallied to win three of their final four contests, Allen's unit contributed to finishing strong as the defense surrendered 35.1 total net yards per game below the overall season average, including 25.1 fewer yards per game in stopping the run. New Orleans also held opponents to a season-low 17 points in two of the final four contests. Jordan was selected to his second Pro Bowl, as he recorded double-digit sacks (10) for the second time in his career.

Allen served as the head coach of the Oakland Raiders from 2012-14. In his second season, he guided a team that made significant improvement in several areas. Offensively, the Raiders ranked 12th in the NFL in rushing, improving 16 spots in league rankings from 2012 and sixth in yards per rush (4.6), improving 21 places in league rankings despite starting an NFL-high eight offensive line combinations due to injury. The defense replaced nine starters, yet improved in several categories. The defense recorded 38 sacks, 13 more than 2012, and tied for second in the NFL with 15 different players getting to the quarterback. The rush defense improved five spots from 18th in the NFL in 2012 to 13th in 2013, as they limited opposing offenses to just five runs of 20-or-more yards, tied for the fewest in the league, and kept opponents to less than two yards per carry three times. On special teams, the Raiders moved from the NFL's bottom-third to first overall in opponent gross punting (41.7), ranked third in opponent net punting (37.0) and fourth in opponent kickoff returns (20.4).

Allen coached the first four games of the 2014 season for the Raiders, during which he helped usher in a pair of rookies that went on to enjoy impressive first-year campaigns in quarterback Derek Carr, signed by New Orleans this offseason, and linebacker Khalil Mack. The club's pass defense ranked fourth in the NFL.

In 2011, Allen served as defensive coordinator of the Denver Broncos. He led a defense that helped the Broncos win the AFC West division crown and advance to the AFC Divisional round with an AFC Wild Card game victory. The Broncos improved 12 spots over the previous year in overall defensive ranking and bettered their points allowed eight spots. The defense produced four Pro Bowl selections as rookie linebacker Von Miller joined cornerback Champ Bailey, safety Brian Dawkins and defensive end Elvis Dumervil on the AFC squad. Miller set what was the team's rookie record with 11.5 sacks en route to AP NFL Defensive Rookie of the Year honors and Dumervil also thrived under Allen, rebounding from injury to register 9.5 takedowns. The Broncos' 41 sacks as a team marked the unit's most since 2000.

During Allen's previous five-year tenure in New Orleans, he first served as assistant defensive line coach (2006-07) before being promoted to secondary coach (2008-10).

He was a part of a defensive coaching staff that engineered significant improvement from 2009-10, when the club went 24-8 in the regular season, qualified for the playoffs both times and captured Super Bowl XLIV. Under Allen's direction in 2010, the Saints allowed an NFL-low 13 touchdown passes, while New Orleans ranked fourth in both opponent net yards per game (306.3) and pass defense (193.9 ypg.) and fifth in opponent third down efficiency (34.5 pct.). Safety Roman Harper was selected to his second consecutive Pro Bowl, posting 100 tackles and three sacks, and cornerback Jabari Greer recorded two interceptions with one brought back for a touchdown.

## COACHING STAFF



FOOTBALL

In 2009, Allen tutored a secondary that played a key role in helping the Saints to the club's first Super Bowl victory. A revamped unit accounted for an NFL-high five interception returns for touchdowns and totaled 21 picks with two of the four starters being selected to the Pro Bowl. Opposing quarterbacks managed a meager 68.6 passer rating against the Saints, ranked third in the NFL. Greer returned one pick for a touchdown. Harper led the unit with a career-high 127 tackles and added 1.5 sacks and two forced fumbles while being selected to his first Pro Bowl. Cornerback Tracy Porter picked off quarterback Brett Favre and Peyton Manning in the fourth quarter in consecutive postseason contests, with his famous Super Bowl XLIV interception being brought back for a touchdown.

While serving as assistant defensive line coach from 2006-07, Allen helped develop a unit that ranked as one of the defense's strengths. During that stretch, the front four combined for 49.5 sacks, 10 forced fumbles and 10 recoveries. Defensive end Will Smith was voted to his first Pro Bowl in 2006, posting a club-best 10.5 sacks and three forced fumbles.

Allen joined the Saints after a four-year stint with the Atlanta Falcons, where he spent his final two years as defensive assistant/quality control with an emphasis on working with the defensive line. Over the previous two seasons, he was in charge of defensive quality control while helping tutor the secondary.

Over his last two years in Atlanta, the Falcons' defense was paced by the play of the front four. In 2004, Atlanta led the NFL for the first time in club history with 48 sacks and the unit sent defensive end Patrick Kerney to the Pro Bowl. In 2005 defensive tackle Rod Coleman represented the club in the Pro Bowl and the Falcons notched 37 sacks.

In 2002, Allen's first year with the Falcons, he assisted in coaching the defensive backfield. Atlanta improved to 16th against the pass after ranking 30th the year before, and tied for third in the NFL with 24 interceptions.

Allen worked as the secondary coach for the University of Tulsa (2000-01) before heading to the NFL. Prior to his stint at Tulsa, Allen was on the coaching staff for four years (1996-99) at his alma mater, Texas A&M, as a graduate assistant working primarily with the school's secondary under Slocum.

A native of Hurst, Texas, Allen earned four letters for Texas A&M as a safety from 1992-95 and started the final 21 games of his career. A highlight was his fourth-quarter interception that clinched an 18-9 victory over Texas in 1993, sending the Aggies to their third-straight Cotton Bowl. He collected Southwest Conference Defensive Player of the Week honors after intercepting two passes in a 36-14 win over Oklahoma in 1994.

Allen was signed as an undrafted free agent by the Buffalo Bills and competed in their training camp in 1996. Allen's late father, Grady, played at Texas A&M and was a linebacker for the Falcons from 1968-72. Allen and his wife Alisson have a daughter, Layla and a son, Garrison.

**PLAYING CAREER:** Texas A&M, 1992-95.

**COACHING CAREER:** Texas A&M, 1996-1999; Tulsa, 2000-01; Atlanta Falcons, 2002-05; New Orleans Saints, 2006-10, Denver Broncos, 2011, Oakland Raiders (Head Coach), 2012-14, New Orleans Saints 2015- (Head Coach since 2022).



## COACHING STAFF



### CLANCY BARONE TIGHT ENDS COACH

Clancy Barone enters his first season as tight ends coach of the New Orleans Saints. Barone has 34 years of coaching experience, his first 17 at the collegiate level and his last 17 in the NFL. New Orleans will be the sixth NFL stop for Barone, having most recently served as tight ends coach for the Chicago Bears from 2020-21.

Prior to his Bears tenure, Barone has coached either tight ends or offensive line with the Falcons (2004-06), Chargers (2007-08), Broncos (2009-16), Vikings (2017-18). As a tight ends coach, Barone has had four players voted to the Pro Bowl with four different teams: the Falcons' Alge Crumpler, the Chargers' Antonio Gates, the Broncos' Julius Thomas and the Vikings' Kyle Rudolph.

In his two seasons in Chicago, Barone oversaw high-level performances from veterans, as well as developing younger players. In 2021, Cole Kmet posted a career-high 60 receptions for a career-best 612 yards in his second season. In 2020, the Bears returned to the postseason after a one-year absence as Jimmy Graham led the team with eight touchdown catches, the second-most among NFC tight ends and his most since 2017-on 50 receptions, adding one more scoring grab in the playoffs.

Prior to Chicago, Barone served as the tight ends coach (2017) and co-offensive line coach with the Vikings. His tight ends were a valuable part of the club's 13-3 season in 2017 and advancing to the NFC Championship game, as Rudolph was selected to the Pro Bowl, when he recorded 57 receptions for 532 yards with eight touchdowns.

Prior to his time in Minnesota, Barone spent eight seasons in Denver coaching tight ends (2009, 2011-14) and offensive line (2010, 2015-16). The Broncos won Super Bowl 50 and played in Super Bowl XLVIII against Seattle during his tenure. Thomas was selected to back-to-back Pro Bowls under Barone's supervision from 2013-14, a period when he ranked second in the NFL in touchdown receptions (24), tying for the league lead in 2014 (12).

From 2007-08, Barone coached tight ends for San Diego, as the Chargers captured back-to-back AFC West titles and Gates was selected to the Pro Bowl each season. During Barone's two seasons in San Diego, Gates was tied for the league lead among tight ends in touchdown receptions (17), and was ranked in the top four in receptions (135-fourth) and receiving yards (1,688-third).

In 2004, Barone got the call for his first NFL coaching position as the assistant offensive line coach in Atlanta. The Falcons led the NFL and set franchise records in both yards per rush (5.1) and rushing yards per game (167.0) on their way to an NFC Championship Game berth. The Falcons went 11-5 in the regular season to capture the NFC South title. The 2005 season marked Barone's first as a tight ends coach at any level when he took on that role for the Falcons. Crumpler was selected to the Pro Bowl both seasons under Barone's guidance, first posting a career-high 65 receptions for a career-best 877 yards and five touchdowns in 2005. In 2006, Crumpler posted 56 receptions for 780 yards and

## COACHING STAFF

a career-high eight touchdowns, ranked second among NFL tight ends.

Barone's coaching career began in the college ranks, serving 17 years coaching offensive lines at seven institutions. Barone spent the final seven years of his collegiate coaching career serving as offensive coordinator from 1997-2003 at the University of Wyoming (1997-99), University of Houston (2000-02) and Texas State (2003). He also served as the offensive line coach at both Wyoming and Houston and was the assistant head coach for his season at Texas State.

A native of San Andreas, California, Barone attended Red Bluff (Calif.) High School, where he is a member of the school's Hall of Fame. He attended and played on the offensive line first at the University of Nevada and later at Sacramento State University, where he holds a place in the Hornets Athletic Hall of Fame.

**PLAYING CAREER:** Nevada, 1983-84; Sacramento State, 1985-86.

**COACHING CAREER:** American River College, 1987-90; Sacramento State, 1991-92; Texas A&M, 1993; Eastern Illinois, 1994-96; University of Wyoming, 1997-99; University of Houston, 2000-02; Texas State University, 2003; Atlanta Falcons, 2004-06; San Diego Chargers, 2007-08; Denver Broncos, 2009-16; Minnesota Vikings, 2017-18; Chicago Bears, 2020-21; New Orleans Saints, 2023-.



### BOB BICKNELL SENIOR OFFENSIVE ASSISTANT

Bob Bicknell is in his second season as a senior offensive assistant on Dennis Allen's coaching staff.

Bicknell (pronounced "bick-NELL"), has 14 years of NFL experience in the coaching ranks and 29 years of college and professional experience overall. The Holliston, Mass.

native possesses extensive coaching experience on both the offensive line and at the skill positions.

From 2018-20, Bicknell served as wide receivers coach of the Cincinnati Bengals, where he was instrumental in the development of a pair of young wideouts in Tyler Boyd and Tee Higgins. Bicknell's tutelage in his first season in Cincinnati in 2018 helped Boyd make a big jump in his third campaign, when he finished with 76 receptions for 1,028 yards and seven touchdowns. In each of his three seasons, tutoring Boyd the wideout posted at least 76 receptions. A second round draft pick out of Clemson in 2020, Higgins finished his rookie season under Bicknell's tutelage with 67 receptions for 908 yards and six touchdowns, with his catch total tying a Bengals rookie record at the time.

Prior to his arrival in Cincinnati, Bicknell spent the 2017 season as the wide receivers coach at Baylor University, where he helped sophomore Denzel Mims to career-highs in catches (61), receiving yards (1087) and TDs (eight).



FOOTBALL

## COACHING STAFF

Bicknell tutored the wideouts under Chip Kelly with the Philadelphia Eagles (2013-15) and San Francisco 49ers (2016). During his Eagles tenure, Bicknell helped guide DeSean Jackson, Jeremy Maclin and Jordan Matthews to career-high receiving yardage and receiving touchdown totals. In 2013, Bicknell helped Jackson set career-highs in receptions (82) and receiving yards (1,332) and tied his career-best in scoring grabs (nine) en route to his third Pro Bowl selection.

From 2010-12, Bicknell was on the Buffalo Bills' coaching staff, serving as tight ends coach from 2010-11 and wide receivers coach in 2012, when he helped Stevie Johnson to his third consecutive 1,000-yard receiving season.

Bicknell broke into the NFL coaching ranks in 2007 with the Kansas City Chiefs, where he initially served as assistant offensive line coach before being promoted to offensive line coach (2008) and then moving to tight ends coach (2009). In 2008, Bicknell helped the Chiefs' offensive line support a powerful running attack that tied for the AFC lead in rushing, at 4.8 yards per carry.

Before joining NFL coaching, Bicknell served as the offensive line coach at Temple University in 2006. Prior to his time at Temple, he spent eight years in NFL Europe (1998-2005), including stints as the offensive coordinator/offensive line coach for the Cologne Centurions (2004-05) and Berlin Thunder (2001-03). During his time in Europe, Bicknell won three consecutive World Bowls as part of the coaching staff of the Thunder (2000-01) and Frankfurt Galaxy (1999). Bicknell began his coaching career at Boston University, where he coached safeties, running backs and linebackers from 1993-97.

Bicknell was a three-year letterwinner as a tight end at Boston College from 1989-91 and graduated with a bachelor's degree in speech communications. He comes from a football family, as his father, Jack Sr., was the head coach at BC from 1981-90 and spent 13 seasons as a head coach in NFL Europe before retiring in 2007. His brother, Jack, Jr., is currently the offensive line coach at the University of Wisconsin, previously served as an NFL assistant with several teams and was head coach at Louisiana Tech for eight seasons (1999-2006).

Bicknell and his wife, Stacey, have two children – Gabriella and Grace.

**PLAYING CAREER:** Boston College, 1989-91.

**COACHING CAREER:** Boston University, 1993-97; Frankfurt Galaxy (NFL Europe), 1998-99; Berlin Thunder (NFL), 2000-03; Cologne Centurions (NFL), 2004-05; Temple, 2006; Kansas City Chiefs, 2007-09; Buffalo Bills, 2010-12; Philadelphia Eagles, 2013-15; San Francisco 49ers, 2016; Baylor, 2017; Cincinnati Bengals, 2018-20; New Orleans Saints, 2022-.





## KODI BURNS WIDE RECEIVERS

Kodi Burns enters his second season as New Orleans' wide receivers coach after originally joining the team in 2022. Burns coached at the collegiate level for ten seasons prior to joining the Black and Gold.

In 2022, Burns coached a group that was led by a pair of standout rookies in Chris Olave and Rashid Shaheed. Olave, the 11th overall selection in the 2022 NFL Draft out of Ohio State, became only the second Saints rookie to lead the team in receiving (72 catches), receiving yardage (1,042 yards) and yards per catch (14.5 avg.) and only the third to reach the 1,000-yard mark. Olave was a PFWA All-Rookie selection. Signed as an undrafted free agent out of Weber State, Shaheed caught 28 passes for 488 yards (17.4 avg.) with two touchdowns and added four carries for 57 yards with a 44-yard touchdown in only 12 games.

Burns served as wide receivers coach at the University of Tennessee in 2021. He was instrumental in the development of redshirt junior Cedric Tillman, who had 64 receptions for 1,081 yards and 12 touchdowns as he was selected as Phil Steele second-team All-SEC, becoming the first Volunteer to reach 1,000 receiving yards since 2012. In a shootout against College Football Playoff champion Georgia, Tillman had ten receptions for 200 yards and one touchdown. He also hauled in seven receptions for 152 yards and one touchdown against CFP finalist Alabama. Tillman capped his historic season with a standout performance at the Music City Bowl vs. Purdue, bringing in seven catches for 150 yards and three touchdowns. Burns also garnered impressive production out of Velus Jones Jr., who in his graduate transfer sixth-year caught 62 passes for 807 yards with seven touchdowns and ranked third in the conference with 1,772 all-purpose yards, earning Phil Steele third-team All-Conference.

Burns served six years on the coaching staff at Auburn, where he won a national title as a player and a Southeastern Conference Championship as a player and coach as well. The Fort Smith, Arkansas native was co-offensive coordinator/wide receivers coach from 2016-20 after first serving as a graduate assistant in 2013, adding the role of passing game coordinator from 2019-20. During his tenure, a total of nine Auburn offensive players were selected in the NFL Draft, including two wide receivers in 2021. Anthony Schwartz was a third round selection by Cleveland after totaling 1,433 career receiving yards on 117 catches with six touchdowns from 2018-20. Seth Williams went in the sixth round to the Denver Broncos after recording 47 receptions for 760 yards (16.2 avg.) with four touchdowns. It marked the first time since 2006 multiple Tiger wide receivers were taken in a single draft. In addition, Darius Slayton was a 2019 selection by the New York Giants under Burns' watch after catching 35 passes for 670 yards (19.1 avg.) and five touchdowns in 2018. Also in 2018, Ryan Davis finished his career as Auburn's all-time receptions leader (178) and Williams led the SEC and ranked tenth nationally as a freshman in yards per reception.



## COACHING STAFF

In 2017, Auburn became just the eighth team in SEC history to rush and pass for 3,000 yards in a season, while setting a school record with 327 points in conference play. Burns played a key role on a squad that captured the SEC West championship with a 7-1 conference record and finished tenth nationally in the final Associated Press poll, mentoring Davis, who set an Auburn record with 84 receptions, ranking second in the SEC and 20th nationally in catches per game.

Burns' first season back at Auburn in 2016 saw 13 different receivers catch a pass of at least 20 yards, while posting the fourth-highest total offensive yard mark in school history (5,730), as they captured a Sugar Bowl berth.

Burns spent 2015 as wide receivers coach at Middle Tennessee. He mentored Richie James, who led Conference USA with 108 receptions and his 1,346 receiving yards were third as he was named first-team Freshman All-America by both the Football Writers Association of America and USA Today, as well as a first-team All-Conference USA selection. Ed Batties' 82 receptions and 1,048 receiving yards ranked fourth and fifth, respectively in the conference, as he was voted second-team All-Conference USA.

Burns served as running backs coach at Samford in 2014. Under his guidance, Bulldog tailback Denzel Williams tallied more than 1,000 all-purpose yards, including 918 rushing yards and 16 touchdowns, earning All-Southern Conference. Burns began his coaching career in 2012 as a graduate assistant at Arkansas State.

Burns earned four letters at Auburn (2007-10), excelling in a variety of roles. He was a quarterback his first two seasons. In 2007, he became the first Tiger true freshman quarterback to start a game since 1998. He moved to wide receiver for the second half of his career, collecting nearly 2,300 total yards and 22 career touchdowns. As a senior wideout in 2010, he guided Auburn to a perfect 14-0 season and the national title, scoring the opening touchdown on a 35-yard pass reception in a BCS National Championship Game win over Oregon. Burns earned his bachelor's degree in exercise science in 2011.

**PLAYING CAREER:** Auburn, 2007-10.

**COACHING CAREER:** Arkansas State, 2012; Auburn, 2013; Samford, 2014; Middle Tennessee, 2015; Auburn, 2016-20; Tennessee, 2021; New Orleans Saints, 2022-.



## KEVIN CARBERRY ASSISTANT OFFENSIVE LINE

Kevin Carberry in 2023, enters his first season with the Saints and seventh as a National Football League coach. He will serve as assistant offensive line coach, assisting Saints Offensive Line Coach Doug Marrone.

Carberry comes to New Orleans from the Los Angeles Rams, where he served the last two seasons as the team's offensive line coach. Over his two Rams seasons, The Chicago, Ill. native helped steer the line through everything from youth to injuries to COVID-19 issues. Last season, Los Angeles was forced to use 13 different offensive line combinations in 17 games, overseeing progress from several young offensive linemen in the process.

Under Carberry's guidance, the Super Bowl Champion Rams finished the 2021 season tied for sixth in least sacks allowed (31). The unit started the same five linemen 13 of 17 games played. There were two weeks where the offensive line unit did not allow a sack and they allowed just one takedown on seven occasions. Carberry's position group also finished seventh-best in QB sack rate (4.9%) and third-best in pressures allowed per dropback (26.8%). In 2021, the Rams offensive line finished on top of the league rankings in average time to pressure allowed on offense (2.67 seconds) and 14th in average time to throw (2.79 seconds).

Carberry joined the Rams after spending the prior three seasons at Stanford as the run game coordinator/offensive line coach. Despite playing just six games in 2020 compared to 12 in 2019, Stanford saw improvement in rushing touchdowns (15 in 2020 vs. eight in 2019), on third down (48 percent in 2020 vs. 39 percent in 2019) and in red zone offense (touchdowns on 78 percent of attempts in 2020 vs. 47 percent in 2019). The Cardinal finished third in the Pac 12 in total offense (420.0 ypg.) in 2020.

Carberry spent the 2016-17 seasons as the assistant offensive line coach with the Washington Commanders and the 2014-15 campaigns as an offensive assistant with the Dallas Cowboys. While with Washington, Carberry and offensive line coach Bill Callahan presided over one of the league's top units, producing two Pro Bowlers (T Trent Williams and G Brandon Scherff) for the first time since 1991 in 2016. The unit powered Washington to the third-ranked offense in the NFL, allowing the team to average more than 400 yards per game for the first time in team history and allowing only 23 sacks – fourth-lowest in the NFL.

The tutelage and guidance of Carberry and Callahan were paramount in helping the Washington offense overcome a season-long rash of injuries and still average nearly 325 yards/game in 2017. Washington used 36 unique groups of offensive linemen (including seven different combinations of six-lineman groupings), as well as eight different starting lineups. Members of the unit were once again honored for their excellence, as Scherff earned his second Pro Bowl selection and Williams received his sixth consecutive nod despite battling a year-long knee injury. Together, Scherff and Williams became the first Washington offensive line duo collectively named to the Pro Bowl in consecutive seasons since the 1983-86 campaigns.



## COACHING STAFF



FOOTBALL

In Dallas, Carberry assisted Mike Pope in coaching the tight ends in 2015, when Jason Witten led the team in receptions with 77 and finished second with 713 receiving yards. The Cowboys finished fifth in the NFL in rushing yards/attempt (4.6). In 2014, Carberry assisted Callahan with the Dallas line. The Cowboys won their first NFC East title since 2009 and finished second in the NFL in rushing (147.1) with RB DeMarco Murray leading the league in rushing and setting a franchise record with 1,845 yards.

Carberry spent the first five seasons of his coaching career at the collegiate level, serving as a defensive graduate assistant at Kansas (2009-11) and coaching defensive ends at Stephen F. Austin (2012-13).

Prior to entering the coaching ranks, Carberry competed in training camps of the Cleveland Browns (2005) and Carolina Panthers (2006) and spent the 2005 season on the Detroit Lions practice squad. He also played for the Berlin Thunder of NFL Europe in the spring of 2006. From 2007-08, he played in the Arena Football League for the New York Dragons and Philadelphia Soul and was a member of the Soul's 2008 Arena Bowl Championship squad.

Carberry also coached during his playing career, serving as the defensive coordinator, defensive line and inside linebackers coach at St. Ignatius College Prep (Ill.), during his AFL years in 2007-08. In 2006, he was a varsity assistant for Illinois state champion St. Rita High School, his alma mater.

Carberry, a four-year letterman at Ohio University, earned All-MAC honors as senior team captain. The defensive lineman graduated from Ohio in 2005 with a bachelor's degree in marketing and earned his master's degree in sports administration from Kansas in 2010.

Carberry and his wife Emily, have one son, Frank, and one daughter, Elizabeth.

**PLAYING CAREER:** Ohio University, 2002-05; Detroit Lions, 2005; Berlin Thunder (NFL Europe), 2006; New York Dragons (Arena Football League), 2007; Philadelphia Soul (Arena Football League), 2008.

**COACHING CAREER:** : St. Rita (Chicago, Ill.) High School, 2006; St. Ignatius (Chicago, Ill.) College Prep, 2007-08; Kansas, 2009-11; Stephen F. Austin, 2012-13; Dallas Cowboys, 2014-15; Washington Commanders, 2016-17; Stanford, 2018-20; Los Angeles Rams, 2021-22; New Orleans Saints, 2023-.

## COACHING STAFF



### **PETE CARMICHAEL** **OFFENSIVE COORDINATOR**

Pete Carmichael's in his 15th season as New Orleans Saints offensive coordinator after tutoring the quarterbacks his first three years with the club.

Throughout this 17-year period, he has been a key figure in the planning and preparations of an offensive attack that has been ranked first in the National Football League in yardage in six seasons and in the top ten each campaign from 2006-19. During this period of Carmichael's tenure on the New Orleans coaching staff, the club's 14-year streak of finishing in the top 10 in offense was the third-longest since the 1970 AFL-NFL merger. Additionally, quarterback Drew Brees, who retired following the 2020 season, was named to the Pro Bowl 12 times, while becoming the league's all-time leader in completions and passing yardage.

In 2022, Carmichael helped steer the offense to improvements in the passing game, despite missing wide receiver Michael Thomas for the final 14 games of the season, wideout Jarvis Landry missing eight contests and needing to start nine different offensive line combinations. The Saints improved from being ranked 32nd in the National Football League in 2021 to rank 16th in 2022 in net passing yards per game. Quarterback Andy Dalton set a career-high in completion percentage (66.7%), as he completed 252-of-378 passes for 2,870 yards with 18 touchdowns, only nine interceptions and a 95.2 passer rating. Despite the injuries to Thomas and Landry, Carmichael and the offensive staff quickly developed the rookie wideout tandem of Chris Olave and Rashid Shaheed. Olave, the 11th overall selection in the 2022 NFL Draft out of Ohio State, became only the second Saints rookie to lead the team in receiving (72 catches), receiving yardage (1,042 yards) and yards per catch (14.5 avg.) and only the third to reach the 1,000-yard mark. Signed as an undrafted free agent out of Weber State, Shaheed caught 28 passes for 488 yards (17.4 avg.) with two touchdowns and added four carries for 57 yards with a 44-yard touchdown in only 12 games. Third-year tight end Juwan Johnson, in his second season at the position, had career-highs in all major receiving categories, as he caught 42 passes for 508 yards with a team-leading seven touchdowns, tied for third in the position in the league. Taysom Hill contributed in the running game with a career-high 575 yards rushing and seven touchdowns, and the passing game, where he caught two scores for a team-high nine total touchdowns and threw for two more. Running back Alvin Kamara had his sixth consecutive season with 1,300 total yards from scrimmage (team-high 1,387) despite missing two games with injuries.

Despite the New Orleans offense being limited by significant injuries at quarterback, the skill positions and the offensive line in 2021, New Orleans managed to finish 19th in the NFL in scoring, reaching outputs of at least 30 points five times. Despite the impacts of multiple lineups, New Orleans was tied for the sixth-fewest turnovers (18) in the league. Through the first eight weeks, Jameis Winston posted a 5-2 record as a starter and ranked in the top 10 in the NFL in touchdown passes (14), touchdown percentage (8.7) and passer rating (102.8) before suffering a season-ending knee injury. After Winston's injury, Carmichael was forced to prepare four



**FOOTBALL**

## COACHING STAFF

starting quarterbacks. Hill won four of his five starts, while rushing for 374 yards to rank second on the team with a club-best five rushing touchdowns, passing for four more. Trevor Siemian closed out important divisional victories over Tampa Bay and Atlanta following injuries to Winston and Hill. Kamara was selected to his fifth consecutive Pro Bowl as he led New Orleans in rushing and receiving for the second consecutive season, carrying 240 times for 898 yards and four touchdowns, while grabbing 47 passes for 439 yards and five scores, for a club-best 1,337 total yards from scrimmage despite missing four games.

In 2020, Carmichael guided a Saints offense that ranked No. 6 in the NFL in rushing offense with 141.6 yards per game and had a league-best 30 rushing touchdowns, a team record and tied for the sixth-highest total in NFL record books, en route to a 12-4 record and the team's fourth consecutive NFC South championship. The Saints also finished fourth in the NFL in points per game (30.1) and New Orleans quarterbacks threw only eight interceptions, tied for the fourth-lowest total in the league. Brees completed 275-of-390 passes (70.5%) for 2,942 yards with 24 touchdowns, only six interceptions and a 106.4 passer rating, ranked first in the NFL in fourth quarter passer rating (128.7), second in completion percentage and sixth in passer rating. Also under Carmichael's tutelage, Kamara, turned in a breakout campaign, leading the NFL with a club-record 21 touchdowns, while carrying 187 times for a career-high 932 yards (5.2 avg.) with 16 touchdowns. He led all running backs in receiving with a career-high and team-best 83 receptions for 756 yards (9.1 avg.) with five touchdowns, finishing third in the league with a career-high 1,688 total yards from scrimmage. Kamara, left tackle Terron Armstead and guard Andrus Peat were named to the Pro Bowl and Kamara and right tackle Ryan Ramczyk were selected second-team *Associated Press* All-Pro.

In 2019 under Carmichael's guidance, the Saints set an NFL record with the fewest turnovers (8) in NFL history as they finished the regular season 13-3 and captured their third consecutive NFC South Division championship. In addition to the NFL record for the fewest turnovers, the Saints finished tied for third in the league in points per game (28.6), ranked sixth in total yards per play (5.9) and seventh in net passing yards per game (265.3) despite Brees being sidelined for five games (thumb). While Brees completed 281-of-378 passes for 2,979 yards with 27 touchdowns, only four interceptions and a career-high 116.3 passer rating, Carmichael and the offensive staff also prepared Teddy Bridgewater, who posted a 5-0 record as the starter and completed 133-of-196 passes (67.9%) for 1,384 yards with nine touchdowns, only two interceptions and a 99.1 rating. Thomas set the NFL's receiving record, posting 149 receptions for a franchise-record 1,725 yards and nine touchdowns and was selected as *Associated Press* NFL Offensive Player of the Year and as an *AP* first-team All-Pro and Pro Bowl starter for the second straight season. Kamara became only the second Saint to have 1,300 total yards from scrimmage in three consecutive seasons, the first to do so in his first three campaigns, as he also became the first Saint to be named to the Pro Bowl in his first three seasons. Tight end Jared Cook led his position in the league in yards per catch and ranked second in touchdown receptions, as he posted 43 catches for 705 yards (16.4 avg.) and nine scoring grabs, snagging a Pro Bowl berth. The Saints offensive line surrendered only 25 sacks, tied for the third-lowest total in the league, sending Armstead, Peat and guard Larry Warford to the Pro Bowl, while Ramczyk was an *AP* first-team All-Pro.

In 2018, Carmichael guided an offense that finished third in the NFL in points per game (31.5) en route to a 13-3 record and an NFC South title for the second straight





season. The Saints finished tied for third in the league with the fewest giveaways (16), ranked sixth in the NFL in rushing yards per game (126.6), eighth in total offense (379.2) and led the NFL in rushing touchdowns (26). Brees finished the season surpassing his prior NFL record for completion percentage (74.4), leading the league with a 115.7 passer rating to go along with 32 touchdowns and only five interceptions in a season when he became the league's all-time completions and passing yardage leader. Also under Carmichael's tutelage, Kamara ranked seventh in the NFL in total yards from scrimmage (club-best 1,592) and ranked second in the league with 18 touchdowns, which tied the franchise-best at the time. Thomas shattered what was the club's receptions and receiving yardage records with a league-best 125 grabs for 1,405 yards and nine touchdowns. Brees (second-team) and Thomas (first-team) were AP All-Pros in addition to being selected as Pro Bowl starters. The offensive line surrendered only 20 sacks for the second consecutive season, the league's second-lowest total. Armstead, Peat, Warford and center Max Unger were named to the Pro Bowl, while Ramczyk was an AP second-team All-Pro.

In 2017, Carmichael coordinated a balanced offense that finished second in the National Football League (391.2 ypg.), with the Saints the only club to be ranked in the top five both in passing (fifth-261.8) and rushing (fifth-129.4). The Saints also finished first in the NFL in yards per play (6.3), passing yards per play (8.1), fourth down efficiency (80.0%) and yards after the catch (2,401). Brees set the NFL single-season record for completion percentage (72.0%), completing 386-of-536 passes for 4,334 yards and 23 touchdowns and a 103.9 passer rating. Running back Mark Ingram set career-highs with 1,124 yards rushing, 12 rushing touchdowns, 58 receptions and 1,540 total yards from scrimmage. Kamara set a league record for rookie running backs with 826 receiving yards on 81 receptions and five touchdowns, while he led the NFL by averaging 6.1 yards per carry on 120 carries for 728 yards with eight touchdowns, as he led the club with 1,554 total yards from scrimmage and was selected by the AP as NFL Offensive Rookie of the Year and as a second-team All-Pro (flex). The 3,094 combined total yards from scrimmage from Ingram and Kamara was the second-most by a running back duo since the start of a 16-game season in 1978. Thomas posted 104 receptions for 1,245 yards. The 4,339 combined total yards from scrimmage by Ingram, Kamara and Thomas was the highest total by a skill position trio in club history. The offensive line allowed just 20 sacks, second-fewest in the NFL, even though they had to open with six different combinations. Brees, Ingram, Kamara, Thomas and Warford were selected to the Pro Bowl.

In 2016, the Saints offense ranked first in the NFL (426.0 ypg.), with the club also finishing first in passing offense (317.1 ypg.), third down efficiency (48.6), first downs (395) and yards after the catch (2,439). The club posted the third-highest scoring season in club history, ranking second in the NFL (29.3 ppg.). The team's 6,816 total net yards gained was seventh-highest in league history. With Thomas and wide receiver Brandin Cooks each recording 1,000-yard receiving seasons, Ingram posting a 1,000-yard rushing season and Brees reaching 5,000-yards passing, the Saints became the second offensive in NFL history that featured a 5,000-yard passer, a 1,000-yard rusher and two 1,000-yard receivers, joining the 2013 Denver Broncos. Brees reached 5,000 passing yards for an NFL-record fifth time while his passing yardage total (5,208) was the second-highest in his career and the fourth-highest of all-time, leading the league for an NFL-record seventh time. He also set an NFL single-season record for completions (471), as he was named to the Pro Bowl. Ingram ran for 1,043 yards, becoming the first 1,000-yard rusher in club history since 2006. Cooks (1,173) and Thomas (1,137) each eclipsed 1,100 yards receiving with Thomas

## COACHING STAFF

setting the team single-season rookie record for receptions, receiving yardage and receiving touchdowns. Thomas finished the season leading NFL rookies in all three categories with the receptions total second all-time for a rookie behind Anquan Boldin's 101 in 2003.

In 2015, Carmichael coordinated an offense that finished second in the NFL (403.8 ypg.), with the club finishing first in net passing yards per game (310.6), third down efficiency (47.7%) and first downs (381). Brees threw for an NFL-high 4,870 yards and 32 touchdowns with a 101.0 rating despite missing one game. Despite being sidelined the final four games, Ingram had a team-high 1,074 total yards from scrimmage. Wideouts Cooks and Willie Snead IV enjoyed breakout seasons. Cooks led the team in all three major receiving categories with 84 grabs for 1,138 yards and nine touchdowns. Snead secured a roster spot and made 69 catches for 984 yards and three touchdowns. Tight end Benjamin Watson set career-highs with 74 grabs for 825 yards, while tying a career-best with six touchdown receptions.

In 2014, Carmichael led an offense that finished first in the NFL in net yards per game (411.4), third down efficiency (48.3%) and first downs (395). Brees tied for the NFL lead in passing yardage (4,952). He also finished first in the NFL in completions (456), second in completion percentage (69.2%) and tied for fifth in touchdown passes (33). Tight end Jimmy Graham led the team in both receiving and touchdowns with 85 catches for 889 yards and ten touchdowns and Ingram led the team in rushing yards (964), total yards from scrimmage (1,109) and rushing touchdowns (nine), which was tied for third in the NFL. Four offensive Saints made the Pro Bowl: Brees, guard Jahri Evans, Graham and Ingram.

In 2013 the offense finished fourth in net yards per game (399.4), second in passing offense (307.4 ypg.), third in third down conversion percentage (43.9%), fourth in first downs (359) and second in yards after the catch (2,576). Brees, Evans, Graham and guard Ben Grubbs were selected to the Pro Bowl. Brees finished near the top of the NFL in virtually every passing category, completing 446-of-650 (68.6%) passes for 5,162 yards with 39 touchdowns and a 104.5 rating. Graham enjoyed one of the most prolific seasons for a tight end in NFL history, recording 86 receptions for 1,215 yards with a franchise-record 16 touchdowns. The 2013 Saints were also only the fifth NFL team to have four players with 65 or more catches (Graham-86, running back Pierre Thomas-77, wide receiver Marques Colston-75 and running back Darren Sproles-71), as New Orleans did so for the second consecutive season.

In 2012, Carmichael called plays for an offense ranked second in the NFL (410.9 ypg.) and third in the league in scoring (28.8 ppg.). The Saints compiled top-five NFL rankings in red zone touchdown percentage (68.4%), third down conversion rate (44.0%) and first downs (352), supported by a line with two Pro Bowl selections (left tackle Jermon Bushrod and Evans) that surrendered only 26 sacks, tied for third-lowest in the NFL. Brees threw for 5,177 yards and 43 touchdowns, both league-bests. The wideout duo of Colston and Lance Moore each reached 1,000 yards.

In 2011, the Saints produced some of the best offensive numbers in league history as the team shattered several NFL and team records. After Head Coach Sean Payton suffered a leg injury in Week Six, Carmichael took over play-calling duties. New Orleans set NFL records in completion percentage (71.3%), net passing yardage (5,347) and first downs (416) that have since been broken, while the marks for total net yards (7,474), third down conversion rate (56.7%) and fewest fumbles (6) still stand. They also set a team mark and led the league in third down conversions (118).

## COACHING STAFF



FOOTBALL

New Orleans finished with 547 points, then the fourth-highest total in NFL history, and scored at least 45 points in four regular season games and one postseason contest, including three straight outputs of at least 45. Brees enjoyed one of the most prolific seasons by a signal-caller as he completed 468-of-657 passes (71.2%) for 5,476 yards, 46 touchdowns and a 110.6 rating, breaking NFL records for yardage (since broken), completions, 300-yard passing games (13) and completion percentage (since broken). Graham had 99 receptions for 1,310 yards with 11 touchdowns. A running game ranked sixth in the NFL flourished behind an offensive line that featured three Pro Bowl selections (Bushrod, Evans and guard Carl Nicks), in addition to Brees and Graham.

In 2010, the Saints finished third in the NFC and sixth in the NFL after averaging 372.5 yards of total offense, finishing third in the league in passing. The unit converted 48.8% of their third down conversions and ranked fifth in the NFL with 351 first downs.

In 2009, Carmichael's first season with his new title, the Saints continued to compile impressive offensive numbers. The Saints finished in the top five in seven offensive categories, while also racking up an NFL-best 510 points. At least 45 points were scored four times, a fifth time in the postseason, with four straight outputs of at least 30. The Saints ranked first in the league with 6,461 net yards, then third-best in club history. The Saints' 348 first downs was the second-best total in league rankings. The Saints also finished ranked sixth in the NFL in rushing with 131.6 yards per game on 4.5 yards per carry. The offense continued to flourish in the postseason, averaging 35.6 points per game and scoring eight-of-nine times inside the red zone. Brees keyed the run, completing 70.6 percent of his passes and throwing eight touchdowns with a 117.0 passer rating. He was selected the Super Bowl XLIV MVP, as he led the Saints back from a ten-point deficit, completing 18 of his last 19 passes and engineering the fourth quarter game-winning drive.

In 2008, Carmichael's title was quarterbacks/passing game – with duties that included assisting in pass routes, protections and quarterback responsibilities. He tutored the signal callers his first three seasons with the club. In 2008, the offense went on to rank No. 1 in the NFL in passing, and Brees threw for 5,069 yards and was selected as AP NFL Offensive Player of the Year.

Carmichael worked closely with Brees since both arrived in New Orleans from the San Diego Chargers in 2006 through the signal-caller's retirement following the 2020 season, a period when virtually all of the franchise's passing records fell. Brees led the NFL or tied for the lead in passing yardage an NFL-record seven times, set the league record for completion percentage four times and threw for a club-record 491 touchdowns over 15 seasons.

Carmichael brings the perspective of having a wide range of coaching experiences, including working with nearly every position group on offense. With the Chargers, he assisted wide receivers coach James Lofton for an offense that ranked tenth in the NFL in 2004 and 2005. Carmichael joined the Chargers in 2002 and served as offensive assistant/quality control coach until being promoted.

For his first two NFL positions, Carmichael was a quality control coach for Washington in 2001, and in 2000, he was the tight ends coach/offensive assistant for Cleveland. From 1995-99, Carmichael was the quarterbacks coach at Louisiana Tech, and during his tenure the signal-callers broke almost every school passing record. He began his coaching career as the assistant offensive line coach at the University of New



## COACHING STAFF

Hampshire in 1994, with the Wildcats winning the Yankee Conference championship.

Born Oct. 6, 1971 in Framingham, Mass., Carmichael attended Medway (Mass.) High School where he played football and baseball. He was a four-year baseball letterman at Boston College. As a senior, Carmichael was a team captain and Most Valuable Player. He graduated with a degree in mathematics in 1994. Growing up in a football family, his late father, Pete Carmichael Sr., was a football coach with more than 40 years of coaching experience at the high school, college and NFL levels, including 18 years at Boston College and nine years with the Jacksonville Jaguars (1995-99), Browns (2000) and Chicago Bears (2001-03).

Carmichael and his wife, Tina, have two sons, Peter and John, and one daughter, Allison.

**COACHING CAREER:** New Hampshire, 1994; Louisiana Tech, 1995-99; Cleveland Browns, 2000; Washington, 2001; San Diego Chargers, 2002-05; New Orleans Saints, 2006-.



### **RONALD CURRY** **PASSING GAME COORDINATOR/ QUARTERBACKS COACH**

Ronald Curry, who is in his 18th season overall in the National Football League and his seventh as an assistant coach with the Saints, is one of the top offensive minds on New Orleans' coaching staff. After working primarily with the wide receivers his first five seasons with the club, the former college signal-caller will serve as quarterbacks coach for the third season, having added the role of passing game coordinator in 2022.

In 2022, under Curry's collaboration with Offensive Coordinator Pete Carmichael and the offensive staff, the Saints improved from 32nd in the NFL to 16th in net passing yards per game, while he mentored Andy Dalton and Jameis Winston. Winston started the first three games of the season, leading the team to a fourth quarter come from behind victory in the season opener at Atlanta. Dalton set a career-high in completion percentage (66.7%), as he completed 252-of-378 passes for 2,870 yards with 18 touchdowns, only nine interceptions and a 95.2 passer rating. Following the conclusion of the 2023 Saints season, Curry participated in two important events related to development. In January, he served as the offensive coordinator for the Reese's Senior Bowl's National team, where he tutored the all-star game's MVP, Fresno State QB Jake Haener, who was later selected by New Orleans in the fourth round of the 2023 NFL Draft. In May, Curry was the Saints representative for the NFL's Coach Accelerator program at the Spring League Meeting in Minneapolis.

In 2021, Curry's first season tutoring the quarterbacks, Winston posted a 5-2 record as a starter and ranked in the top 10 in the NFL in touchdown passes (14), touchdown

## COACHING STAFF



FOOTBALL

percentage (8.7) and passer rating (102.8) through the first eight weeks of the season before suffering a season-ending knee injury in an October 31 victory over the Tampa Bay Buccaneers. Due to Winston's injury, Curry was forced to prepare four starting signal-callers. Taysom Hill won four of his five starts, while rushing for 374 yards to rank second on the team, with a club-best five rushing touchdowns, passing for four more. Trevor Siemian closed out important divisional victories over Tampa Bay and at the Atlanta Falcons following injuries to Winston and Hill.

In 2020, Curry held the title of wide receivers coach for the second season with the club, focusing on the position group in his first four years in New Orleans. He helped guide the position group through injuries to several players including Michael Thomas. Emmanuel Sanders led the Saints wideouts with 61 receptions for 726 yards and five touchdowns. Tre'Quan Smith, under Curry's guidance worked through injuries to record 34 receptions for 228 yards with four touchdowns, adding two more scoring grabs in the NFC Divisional Playoff.

In 2019, Curry helped Thomas shatter the NFL's receptions record and club receiving yardage records as he posted 149 receptions for 1,725 yards and nine touchdowns as he was selected *Associated Press* NFL Offensive Player of the Year. He was selected as an *AP* first-team All-Pro and Pro Bowl starter for the second consecutive season.

In 2018, Thomas recorded a NFL-best 125 grabs for 1,405 yards and nine touchdowns. Curry also developed third-round pick Smith, who was named NFL Rookie of the Week after a ten reception, 157-yard, one touchdown performance in Week 11.

In his three years with the San Francisco 49ers prior to coming to New Orleans, Curry served as wide receivers coach in 2015 and as an offensive assistant working with the wideouts from 2013-14. In 2015, Anquan Boldin recorded at least 65 receptions for the fourth consecutive season and Torrey Smith led the National Football League in yards per catch (20.1). From 2013-14, Boldin became the first player in 49ers history to reach 1,000 receiving yards in each of his first two seasons with the team and the first 49ers receiver to eclipse the mark in back-to-back seasons since Terrell Owens from 2002-03.

Prior to joining the 49ers staff, Curry spent three years at Mooresville Christian Academy in Mooresville, N.C., as the athletic director and head football coach.

Curry was originally selected in the seventh round (235th overall) by the Oakland Raiders in the 2002 NFL Draft. He played in 76 career games with 32 starts and registered 193 receptions for 2,347 yards and 13 touchdowns from 2002-08. In 2006, he was the team's recipient of the Ed Block Courage Award.

While with Oakland, Curry learned the intricacies of the wide receiver position from Pro Football Hall of Famers Fred Biletnikoff (2003-06) and James Lofton (2008).

A four-year starter at quarterback at the University of North Carolina (1998-2001), Curry left Chapel Hill with school records of 4,987 passing yards and 6,236 yards of total offense in his career. In the 2001 Peach Bowl against Auburn, Curry earned Offensive Most Valuable Player honors. The year prior, Curry was voted Tar Heels Offensive MVP as a junior, where he registered 2,325 passing yards and 11 passing touchdowns. Curry was a two-sport athlete at UNC, as he was also the starting point guard on the school's 1998-99 and 2000-01 basketball teams.

## COACHING STAFF

A Hampton, Va. native, Curry was a high school All-American in football and basketball.

**PLAYING CAREER:** North Carolina, 1998-2001; Oakland Raiders, 2002-08.  
**COACHING CAREER:** Mooresville Christian Academy (Head Coach), 2010-12; San Francisco 49ers, 2013-15; New Orleans Saints, 2016-.



### JAHRI EVANS OFFENSIVE ASSISTANT

After serving as a training camp intern in 2022, Jahri Evans begins his full-time coaching career in 2023 as an offensive assistant with the New Orleans Saints.

Evans was drafted by the Saints in the fourth round (108th overall) of the 2006 NFL Draft and spent the first 11 seasons of his 12-year playing career with the Saints.


Overall, he started 183 career regular season games at right guard for the Saints (2006-16) and Green Bay Packers (2017), 169 for the Black and Gold. Evans also opened all ten Saints playoff games at his position. Evans was a six-time Pro Bowl selection, a five-time *Associated Press* All-Pro and was named to the Pro Football Hall of Fame's 2020's All-Decade Team, as New Orleans finished in the Top Ten in total offense each of the 11 seasons he lined up for the Saints, while the 196 sacks surrendered by the offensive line over the period were the lowest in the NFC and second-lowest in the NFL. After being selected as a consensus All-Rookie in 2006, Evans was a Pro Bowl starter and consensus first-team All-Pro each season from 2009-12. He was inducted into the Saints Hall of Fame in 2020, the Louisiana Sports Hall of Fame in 2022 and was a semifinalist for the Pro Football Hall of Fame's Class of 2023.

A three-year starter at Bloomsburg, which he originally attended on a combined academic/athletic scholarship, Evans anchored the left tackle position and was a finalist for the Division II Gene Upshaw Offensive Player of the Year Award in 2004 and 2005. The Philadelphia native graduated with a bachelor's degree in exercise science and received his MBA from the University of Miami (Fla.) in Executive Business Administration in 2017.

Evans and his wife, Takia, have two sons.

**PLAYING CAREER:** Bloomsburg, 2001-05; New Orleans Saints, 2006-16; Green Bay Packers, 2017.  
**COACHING CAREER:** New Orleans Saints, 2023-.





### **PHIL GALIANO** ASSISTANT SPECIAL TEAMS COACH

Phil Galiano enters his fifth season with the New Orleans Saints as assistant special teams coach in 2023. Galiano is a veteran in the coaching ranks with 23 years of experience, including seven seasons in the NFL.

Over his Saints career, Galiano's work with special teams coordinator Darren Rizzi has made the kicking an integral part of New Orleans' success. On coverage units, J.T. Gray's 54 tackles rank second in the NFL. Galiano has helped guide K Wil Lutz into second place on the club's all-time list for scoring (781), field goals (165) and PATs (286). The punting game has produced the top three seasons in club history for inside-20s. Since 2019, the Saints have excelled in the return game. Over the four-season period, the team has been ranked sixth in the NFL in both punt return average (9.6) and kickoff return average (23.5).

Last season, the Saints special teams units delivered another productive season. After a season-ending toe injury, suffered by Deonte Harty, rookie WR/RS Rashid Shaheed had a 9.7 average on 20 punt returns. Despite missing three contests, Gray led the Saints with 12 coverage stops. P Blake Gillikin had a team-record 32 punts inside-the-20.

In 2021, Saints special teams ranked fifth in NFL writer Rick Gosselin's comprehensive special teams rankings for the second consecutive season. Special teams ace J.T. Gray received his first career selection as a starter in the league's All-Star Game after leading the NFL with 19 special teams tackles and was also an AP first-team All-Pro. LB Andrew Dowell, in his first full NFL season, tied for fifth in the league with 14 coverage stops and blocked a punt. Galiano helped prepare Blake Gillikin for his first season handling punting duties. 29 of Gillikin's punts were downed inside the 20-yard line, ranked fourth in the NFL and tying a team record. The Saints special teams unit ranked fourth in the NFL in opponent average starting position after kickoffs (24.1-yard line) and eighth in punt return average (10.0).

2020 saw the Saints ranked fifth in Gosselin's annual rankings. They ranked first in opponent punt return average (2.3) and second in opponent kickoff return average (17.2), sixth in kickoff return average (25.4 avg.) and ninth in punt return average (10.2 avg.), while ranking third in opponent average starting position after kickoffs (23.8-yard line) and ninth in average starting position after kickoffs (25.9-yard line). Despite missing seven games with injuries, wide receiver/return specialist Deonte Harty had a 12.2 punt return average and 27.3 kickoff return average. Lutz (Week Five) and punter Thomas Morstead (Week One) each were named NFC Special Teams Player of the week once.

The 2019 season saw special teams rise to first in Gosselin's special teams rankings. The special teams featured standout performances from Harty, Lutz, Morstead and Gray. For the first time in franchise history, two special teams players were selected to the Associated Press All-Pro team (Gray and Harris) and for the second time two were selected to the Pro Bowl (Harris and Lutz). As an undrafted free agent, Harris ranked in the top five in the NFL in both kickoff and punt return average. Lutz set a franchise record by drilling 32 field goals, ranking second in the NFL in scoring (144 points), PATs (48), touchbacks (career-high 74) and third in field goals. Morstead ranked fifth in the NFL in net punting average (43.1) and was named the September NFC Special Teams Player

## COACHING STAFF

of the Month and twice was selected conference Special Teams Player of the Week. Gray led the Saints with 16 stops, blocked a punt and recovered a fumble on coverage.

In 2018, Galiano was the special teams coordinator and assistant defensive line coach at Penn State. The Nittany Lions were ranked 12th in the country in kickoff return average with (24.7 ypr.) and 23rd in special teams efficiency and gross punt average (44.0 avg.). He joined the Nittany Lions in 2017 as a defensive consultant and served as the special teams coordinator for the 2017 Playstation Fiesta Bowl.

In 2016, he was a special teams intern with the Miami Dolphins and served under current Saints Assistant Head Coach/Special Teams Coordinator Darren Rizzi. Miami ranked seventh in Gosselin's special teams rankings and led the National Football League in opponent gross punting average (41.8 yards per punt) and tied for the league lead with four blocked kicks.

Galiano spent eight years at Rutgers over three stints, most recently as special teams coordinator/tight ends coach in 2015 and director of recruiting in 2014. Under Galiano's tutelage in 2015, the Scarlet Knights ranked 12th in ESPN's special teams efficiency ranking, including finishing 19th in the Football Bowl Subdivision in kick return defense (18.75), 13th in punt return average (13.92) and scoring five special teams touchdowns in 2015.

After 12 years at the college level, Galiano jumped to the NFL with the Tampa Bay Buccaneers from 2012-13 as assistant special teams coach. In 2013, Tampa Bay led the NFL in kickoff return defense (18.8 ypr.) and blocked two punts. In 2012, the Buccaneers led the NFL with three blocked punts. Galiano also worked with kicker Connor Barth, who tied for the league lead in field goals of 40+ yards and punter Michael Koenen, who led the league in touchbacks on kickoffs and touchback percentage on kickoffs

In his second stint with the Scarlet Knights, Galiano coached the defensive line (2011) and tight ends (2010). In 2011, the Rutgers defense finished third in the FBS in forced turnovers (34), eighth in tackles for loss (7.62) and scoring defense (18.31) and 15th in sacks (2.69).

Prior to his second stint at Rutgers, Galiano served as the defensive coordinator and linebackers coach at Florida International from 2007-09. At FIU, Galiano helped the Panthers achieve marked improvements on the defensive side of the ball. Between the 2007 and 2008 seasons, FIU jumped up 74 spots in turnover margin, 45 spots in pass efficiency defense, 36 spots in scoring defense, 34 spots in total defense and 25 spots in rush defense. The team also ranked 25th nationally in tackles for loss average, moving up 37 spots.

In his first stop at Rutgers from 2003-06, Galiano began as a defensive graduate assistant in 2003, before he was elevated to linebackers coach in 2004. He spent the 2005-06 seasons coaching the defensive ends. His defensive ends were major contributors on a defensive unit that ranked fourth nationally in 2006. Rutgers' defense was fifth in the NCAA in sacks and tackles for loss per game and produced first-team All-America and All-Big East defensive lineman Eric Foster, as well as second-team All-Big East defensive lineman Jamaal Westerman, both of whom played in the NFL.

Galiano began his coaching career at Dickinson College, where he worked with the outside linebackers in 2000. He spent 2001 as outside linebackers coach at the University of New Haven for Rizzi who served as head coach, before becoming an offensive assistant at Villanova in 2002, working primarily with the tight ends.

## COACHING STAFF

A three-year starter at safety for Shippensburg, Galiano served as a tri-captain during his senior campaign. He helped lead the Raiders to three consecutive winning seasons from 1997-99. The Norristown, Pennsylvania native graduated with a bachelor's degree in business administration.

**PLAYING CAREER:** Shippensburg University, 1996-99.

**COACHING CAREER:** Dickinson College, 2000; New Haven, 2001; Villanova, 2002; Rutgers, 2003-06; Florida International, 2007-09; Rutgers, 2010-11; Tampa Bay Buccaneers, 2012-13; Rutgers, 2014-15; Miami Dolphins, 2016; Penn State, 2017-18; New Orleans Saints, 2019-.



### MATT GIORDANO DEFENSIVE ASSISTANT

Matt Giordano, a nine-year NFL veteran safety in the playing ranks and Super Bowl champion, enters his first season as a defensive assistant with the New Orleans Saints. This will be his second stint in New Orleans after contributing on defense and special teams in 2010.

The Clovis, Calif. native was a fourth round draft pick of the Indianapolis Colts in 2005 and enjoyed a nine-year NFL career with the Colts (2005-08), Green Bay Packers (2009), Saints (2010), Oakland Raiders (2011-12) and St. Louis Rams (2013), starting 30-of-116 career games, accumulating 202 tackles, one sack, 11 interceptions, including two returned for touchdowns, 16 passes defended, two forced fumbles, 52 special teams stop and one coverage fumble recovery. He also appeared in seven postseason games for the Colts and Packers and was a member of Indianapolis' Super Bowl XLI championship team.

Following his playing career, Giordano served as head coach at his high school alma mater, Buchanan High School in Clovis, Calif., where he amassed a record of 51-16. In 2022, he served as a volunteer assistant at Fresno State under Jeff Tedford, his college head coach at the University of California.

Giordano played two years at California, transferring from Fresno City College. He started 14-of-25 games at safety for Cal and posted 111 career tackles, four stops for loss, one sack, two forced fumbles, a fumble recovery, six passes defended and two interceptions. He was honorable-mention All-America selection and first-team All-Pac-10 in 2004, when he totaled 61 tackles, 1.5 stops for loss, a sack, two forced fumbles, six passes defended and an interception. He was inducted into the Fresno Athletic Hall of Fame in 2019.

**PLAYING CAREER:** Fresno City College, 2001-02; California, 2003-04; Indianapolis Colts, 2005-08; Green Bay Packers, 2009; New Orleans Saints, 2010, Oakland Raiders, 2011-12; St. Louis Rams, 2013.

**COACHING CAREER:** Buchanan (Clovis, Calif.) High School (Head Coach), 2016-21; Fresno State, 2022; New Orleans Saints, 2023.



FOOTBALL



## COACHING STAFF



### **PETER GIUNTA** SENIOR DEFENSIVE ASSISTANT

Peter Giunta (pronounced GEN-ta) enters his eighth season as a Saints senior defensive assistant in 2023. He's a 44-year coaching veteran, including 32 years of experience in the NFL with three Super Bowl Championships.

In 2022, Giunta worked with a Saints secondary that contributed to the New Orleans defense being ranked fifth in the NFL in net yards per game, with a stingy back end responsible for being ranked second in the league in opponent net passing yards per game and being tied for giving up the third-fewest touchdown passes (17) in the league. Giunta worked with veterans, such as S Tyrann Mathieu, while overseeing the development of second-round pick CB Alontae Taylor. Mathieu started every game and posted a career-high 91 tackles and led the Black and Gold with four takeaways. Taylor played in 13 games with nine starts and led the Saints with 11 passes defended, fourth among NFL rookies.

In 2021, Giunta worked to develop young contributors in the secondary, as well as enhance the performance of veterans. He helped develop third round draft pick Paulson Adebó, who was the only Saints defender to open all 17 contests in 2021, while tying for the team lead with three interceptions, second among National Football League rookies. Marshon Lattimore continued his improvement with a career-high 19 passes defended, ranked third in the NFL, while being selected to his fourth Pro Bowl in his first five seasons. New Orleans was tied for sixth in the NFL with 18 interceptions, with 16 of them coming from the secondary. In addition to New Orleans finishing fourth in the NFL in scoring defense (19.7 points per game) and seventh in total defense (318.2 net yards per game), the Saints gave up the third-fewest touchdown passes (20).

In 2020, the secondary contributed to the Saints tying for third in the NFL in takeaways (26), first in interceptions (18), ranked fourth in total defense (310.9 ypg.), and fifth in opponent points per game (21.1) and opponent net passing yards per game (217.0 ypg.). Lattimore posted 62 tackles (52 solo), two interceptions and 11 passes defended and was selected to his third Pro Bowl.

In 2019, Saints defensive backs recorded nine interceptions, 2.5 sacks, five forced fumbles and six fumble recoveries. Giunta had a helping hand in the growth of fourth-year safety Vonn Bell, who totaled five regular season fumble recoveries – the most in the NFL and added another in the postseason. Bell also led the secondary in tackles (86) for the fourth consecutive season. Safety Marcus Williams led the team with four interceptions. Lattimore became the first Saints cornerback to be selected to two Pro Bowls, leading the team with 14 passes defended.

In 2018, New Orleans defensive backs recorded ten interceptions, three sacks, nine forced fumbles and six recoveries. Giunta aided in the continued development of Lattimore, who led the team with five takeaways in the regular season, adding two interceptions in the NFC Divisional Playoff win over Philadelphia.

Lattimore enjoyed a breakout campaign in 2017, starting all 13 games he appeared in

## COACHING STAFF



FOOTBALL

and leading NFL rookies with a team-high five interceptions and tying for the rookie lead with a club-best 18 passes defended as he was the youngest Saint (21 years old) ever selected to the Pro Bowl and the franchise's first AP Defensive Rookie of the Year. Safety Kenny Vaccaro filled up the stat sheet with 60 tackles (48 solo), 1.5 sacks, a career-high three interceptions, seven passes defended and one fumble recovery.

Giunta served as the secondary/cornerbacks coach of the Giants from 2006-14, a period when New York captured two Super Bowl titles. The Salem, Mass. native was at the forefront in the development of several young cornerbacks, also experiencing success with veterans.

Former LSU standout Corey Webster developed into an eight-year starter under Giunta's watch and recorded 22 interceptions and four fumble recoveries in the regular season and postseason, including recording three takeaways in the 2007 playoffs all the way to a Super Bowl title. Webster's pick of a Brett Favre pass set up the Giants' game-winning field goal in overtime of the NFC Championship in Green Bay. In 2011, Webster opened all 20 regular season and postseason contests. Aaron Ross, the club's first round draft pick in 2007, was inserted into the starting lineup midway through his rookie campaign and delivered three interceptions, one brought back for a score. Ross returned to the starting lineup in 2011 and finished tied for second on the team to Webster (six) with a career-high four picks. Giunta was instrumental in the development of cornerback Prince Amukamara, the team's first round draft pick in 2011, who despite missing the last eight games with a biceps injury in 2014, had set a career-high with three interceptions through the first eight contests. In 2009, cornerback Terrell Thomas led the team with five interceptions, one returned for a touchdown, as New York ranked ninth in opponent net passing yards per game. Thomas was selected to the *USA Today* All-Joe Team.

Giunta was Kansas City's defensive backs coach from 2001-05. In 2003, safety Jerome Woods earned his first career Pro Bowl berth under his guidance, an impressive feat considering the fact that he missed the 2002 campaign with a broken leg. The Chiefs registered 25 interceptions to rank third in the NFL that season, as safety Greg Wesley and cornerback Dexter McCleon paced the team with six picks apiece.

Giunta joined the Chiefs after spending four seasons (1997-2000) with the St. Louis Rams, including the last three as defensive coordinator. Giunta served as the Rams' assistant head coach under Dick Vermeil in 1998-99, after originally joining the staff as defensive backs coach in 1997.

As defensive coordinator, Giunta was responsible for the resurgence in the St. Louis defense which helped spark the club's unexpected run to a world championship in 1999. Those efforts culminated with a 13-3 regular season record and a 23-16 victory over the Tennessee Titans in Super Bowl XXXIV. Giunta's unit led the league in rush defense in 1999, allowing just 74.3 yards per game, while ranking fourth in scoring defense (15.1 ppg.) and sixth in total defense (293.6 ypg.).

The Rams' 1999 defense led the NFC and was second in the NFL with 29 interceptions. Cornerback Todd Lyght tied for the league lead with six picks, earning his initial Pro Bowl berth in the process. St. Louis was also opportunistic, returning nine takeaways (seven interceptions and two fumbles) for touchdowns in 1999. Those turnovers were due in large part to a Rams pass rush which racked up 57.0 sacks, a figure which tied for the league lead. The sack brigade was headlined by Pro Bowl defensive end Kevin Carter, who led the NFL with 17.0 takedowns.

## COACHING STAFF



FOOTBALL

Giunta's long had a reputation for getting the most out of his defensive backs. In 2000, McCleon intercepted eight passes, a total surpassed only by one player. In Giunta's first season as defensive coordinator in 1998, St. Louis ranked third in the NFL in pass defense, allowing 176.9 yards per game. With Giunta serving as defensive backs coach in 1997 the Rams were second in the league with 25 interceptions, including an NFL-high nine by cornerback Ryan McNeil.

Prior to his stint with the Rams, Giunta spent two seasons as defensive backs coach for the New York Jets. In 1995, the Jets led the league in opponent net yards passing (171.3 yards per game). Giunta was instrumental in the development of Aaron Glenn, who would go on to be a three-time All-Pro and Pro Bowl selection.

Giunta entered the NFL as the defensive backs coach with the Philadelphia Eagles from 1991-94. In 1991, the Eagles defense ranked first in the league in passing defense (150.8 yards per game), rushing defense (71.0 yards per game) and total defense (221.8 yards per game). That marked just the fifth time in NFL history and the first time since 1975 that a single team led the league in all three of those defensive categories. No team has equaled that feat since the 1991 Eagles.

Giunta's ten seasons in the college ranks began at Penn State (1981-83). He was a defensive assistant his first year before coaching the tight ends in his final two seasons. While he was at Penn State, the Nittany Lions won the 1982 National Championship with a 27-23 victory over Georgia in the Sugar Bowl. Penn State won three bowl games during Giunta's tenure.

Following Penn State, Giunta moved to Brown (1984-87), where he coached tight ends and wide receivers before becoming the offensive coordinator (1986-87). He then joined the staff at Lehigh (1988-90), where he was responsible for tight ends and wide receivers.

After a four-year playing career as a defensive back and running back at Northeastern (1974-77), Giunta began his coaching career in Massachusetts, where he was an assistant coach at Swampscott High School from 1978-80.

**PLAYING CAREER:** Northeastern, 1974-77.

**COACHING CAREER:** Swampscott (Mass.) High School, 1978-80; Penn State, 1981-83; Brown, 1984-87; Lehigh, 1988-90; Philadelphia Eagles, 1991-94; New York Jets, 1995-96; St. Louis Rams, 1997-2000; Kansas City Chiefs, 2001-05; New York Giants, 2006-14; New Orleans Saints, 2016-.

## COACHING STAFF



### **TODD GRANTHAM** DEFENSIVE LINE COACH

Todd Grantham, a 33-year coaching veteran is in his first season coaching as the Saints' defensive line coach. Grantham, who has extensive college and NFL experience both along the front seven and as a coordinator, spent the 2022 season as an analyst at the University of Alabama after serving as a defensive coordinator in the college

ranks from 2010-2021.

From 2018-21, Grantham served as defensive coordinator at the University of Florida. From 2018-20, the Gators defense registered 65 takeaways, tied for 11th-most in the nation over that span. With a turnover margin of plus-12 in 2018 and plus-five in 2019, UF also finished with a turnover margin of at least plus-five in back-to-back seasons for the first time since 2014 and 2015. The Gators also ranked in the top-ten in the nation in sacks in both 2019 (49-fifth) and 2020 (35-tied for seventh), leading the Southeastern Conference each season.

Grantham came to Gainesville after serving in the same position at Mississippi State in 2017 and at Louisville from 2014-16, where he tutored former Saints first round pick Sheldon Rankins. He first entered the college coordinator ranks in 2010 at the University of Georgia, where he enjoyed a four-year stint, first as defensive coordinator/outside linebackers coach from 2010-11 and adding the title of associate head coach from 2012-13. In 2012, Grantham led a unit that contributed to only Georgia's third 12-win season all-time, as the Bulldogs allowed just 19 points (one touchdown, four field goals) in their last three SEC regular season victories and had a streak of six scoreless quarters. In 2011, Georgia finished fifth nationally in total defense, third in third down defense, fifth in interceptions and seventh in forced turnovers (32), which also ranked first in the SEC.

Prior to joining the Georgia coaching staff in 2010, Grantham had an 11-year NFL stint as a defensive assistant. He served as the defensive line coach of the Dallas Cowboys from 2008-09. In 2009, the Cowboys ranked second in the NFL in scoring defense (15.6 points per game), fourth in rushing defense (90.5 yards per game), seventh in sacks (42) and ninth in total defense (315.9 yards per game). The Dallas defensive unit finished eighth in the NFL in total defense in 2008 and led the league with 59 sacks.

Prior to his tenure in Dallas, Grantham served three years as Cleveland's defensive coordinator from 2005-07. Following his arrival in 2005, the Browns ranked fourth in the NFL in pass defense (179.2 yards per game). In 2007, the Browns defense finished ranked eighth in third down efficiency (36.7%) as they improved from 4-12 to 10-6. Grantham started his NFL coaching career as a defensive line coach for the Indianapolis Colts (1999-2001) and the Houston Texans (2002-04).

Prior to his first NFL stint, Grantham had additional significant experience on the college level, serving three seasons as the defensive line coach at Michigan State (1996-98) under Head Coach Nick Saban, one as assistant head coach (1998). He also spent six seasons (1990-95) at his alma mater, Virginia Tech, coaching defensive ends, inside linebackers and defensive linemen. In 1995, the Hokies ranked first



FOOTBALL



## COACHING STAFF

nationally in rushing defense, fifth in scoring defense and tenth in total defense.

Grantham played guard and tackle for the Hokies from 1984-88. He earned second-team All-South and honorable mention All-America honors as a senior, graduating with a bachelor's degree in sports management in 1989.

Grantham and his wife, Paige, have a son, Corbin and a daughter, Olivia.

**PLAYING CAREER:** Virginia Tech, 1984-88.

**COACHING CAREER:** Virginia Tech, 1990-95; Michigan State, 1996-98, Indianapolis Colts, 1999-2001; Houston Texans, 2002-04; Cleveland Browns, 2005-07; Dallas Cowboys, 2008-09; Georgia, 2010-13; Louisville, 2014-16; Mississippi State, 2017; Florida, 2018-21; Alabama, 2022; New Orleans Saints, 2023-.



### ADAM GRISTICK DEFENSIVE ASSISTANT

Adam Gristick enters his first season in the NFL as a defensive assistant with the New Orleans Saints.

As a defensive assistant, Gristick's responsibilities include producing self-scout breakdown reports, compilation of scouting reports, breakdown of Saints opponents, the organization of playbooks and assisting Linebackers


Coach Michael Hodges with the position group during practice.

Gristick came to New Orleans after serving on the coaching staff at Eastern Illinois University from 2018-22. His entire tenure in Charleston, he coached linebackers, adding the title of defensive game run coordinator in 2020. In 2022, he was promoted to defensive coordinator, while also continuing to coach the team's linebackers. Gristick came to Eastern Illinois after serving three seasons as an assistant at Syracuse, one as a defensive quality control coach and one as a graduate assistant. The Orefield, Pa. native's coaching career began in quality control at Missouri State in 2015.

Gristick played linebacker at Eastern Illinois from 2010-14, where as a three-year starter, he made 194 career tackles with 20 stops for loss and three interceptions, helping EIU capture back-to-back Ohio Valley Conference championships and FCS playoff appearances from 2012-13 He earned his bachelor's degree in exercise science in 2015.

**PLAYING CAREER:** Eastern Illinois 2010-14.

**COACHING CAREER:** Missouri State, 2015; Syracuse, 2016-17; Eastern Illinois, 2018-22; New Orleans Saints, 2023-.



## MICHAEL HODGES LINEBACKERS

The New Orleans Saints hired Michael Hodges during the 2017 offseason to serve as a defensive assistant. Hodges was promoted to assistant linebackers coach in 2019 and now enters his fourth season as linebackers coach.

In 2022, Demario Davis was again one of the Saints' most productive defensive players. He led the team for the fifth consecutive season in tackles (109) and set a career-high with 6.5 sacks, leading all inside linebackers in the NFL. Davis was selected to the Pro Bowl Games for the first time and as an *Associated Press* second-team All-Pro. Second-year pro Pete Werner started 11 of the 12 games in which he played and contributed 79 tackles (55 solo) and two forced fumbles. Kaden Elliss, enjoyed a breakthrough campaign under Hodges' tutelage in his fourth season, starting 11 of the 17 games he appeared in and posted 74 tackles, seven sacks to lead the position group and rank second on the team and two forced fumbles.

Under Hodges' guidance in 2021, Davis led the team with 105 tackles (70 solo), three sacks and seven passes defended as he was selected as an *AP* second-team All-Pro. Kwon Alexander filled the stat sheet with 50 stops, 3.5 sacks, an interception, two passes defended, a forced fumble and a fumble recovery. Werner, a second round pick, finished with 59 tackles, while starting 8-of-15 games in his first professional season.

In his first season as linebackers coach, Hodges oversaw a position group where Davis posted a team-leading 119 tackles, four sacks and six passes defended as he was selected as an *AP* second-team All-Pro. Alexander was able to carve out a role in the Saints defense following a midseason trade, starting all eight games he played in, tying for the team lead with two fumble recoveries.

In 2019, Hodges' assistance with the linebackers featured solid production from the position group. Davis was selected as an *AP* first-team All-Pro, leading the team with 111 tackles, four sacks, one interception and a career-high 11 passes defended.

Hodges came to New Orleans after serving on the coaching staff at Eastern Illinois from 2014-16. From 2014-15, Hodges tutored the linebackers. In 2016, he was elevated to co-defensive coordinator, also coaching the safeties. Hodges came to EIU after serving two seasons as a defensive graduate assistant at Fresno State, where he coached the inside linebackers and assisted with film breakdown, scouting and game preparation.

Hodges played linebacker at Texas A&M where he earned second-team All-Big 12 honors as a senior when he led the Aggies in tackles and honorable mention as a junior after beginning as a walk-on. He was a two-time Academic All-Big 12 selection and was named a first-team Academic All-American in 2010. He graduated in 2010 and earned his master's in 2011. He was presented with the 2010 Heart Award, which is the highest honor for a Texas A&M senior football player.

**PLAYING CAREER:** Texas A&M, 2008-11.

**COACHING CAREER:** Fresno State, 2012-13; Eastern Illinois, 2014-16; New Orleans Saints, 2017-.

## COACHING STAFF



### DOUG MARRONE OFFENSIVE LINE

In his second coaching stint with the Saints, Doug Marrone returned to New Orleans in 2022 after originally spending three seasons on the club's coaching staff from 2006-08 as offensive coordinator/offensive line.

Marrone possesses 31 years of coaching experience, including ten as a head coach, six in the NFL. This will be his 17th season coaching in the NFL.

In his first season back with the Saints in 2022, Marrone navigated an offensive line group that featured nine different starting combinations throughout the season and still produced three 100-yard rushing performances by Taysom Hill and Alvin Kamara. Kamara led the team in rushing with 897 yards, while Hill ran for a career-high 575 yards and a team-best seven touchdowns. With the Saints offensive line group having only one lineup change over the first eight weeks of the season, New Orleans was fifth in the NFL in total offense (394.4 ypg.) and eighth in rushing yards per game (141.3).

Marrone returned to New Orleans after serving as the offensive line coach at the University of Alabama in 2021. Marrone tutored an offensive line unit that helped the Crimson Tide win the Southeastern Conference championship game and advance to the College Football Playoff final, anchored by left tackle Evan Neal, who in his first season as a starter at the position, was a consensus All-American and was the seventh overall pick in the 2022 NFL Draft by the New York Giants.

Marrone came to Alabama after four-plus seasons as head coach of the Jacksonville Jaguars (2016-20). He guided the Jaguars to the 2017 AFC Championship game after finishing with a 10-6 regular season record in his first full season as head coach after going 1-1 in interim duties in 2016. His 2017 team was tied for the NFL's biggest win/loss improvement (plus-seven) among first-year head coaches and earned him AFC Coach of the Year recognition from the prestigious Kansas City Committee of 101.

From 2017-20, Marrone coached eight players to eleven Pro Bowl selections and five players to AP All-Pro selections. He coached the Jacksonville offensive line for two years prior to becoming head coach. His 2016 offensive line allowed 17 fewer sacks than the previous season while the 2015 unit helped former running back T.J. Yeldon become the first Jaguars rookie to surpass 1,000 yards from scrimmage since 2006.

Marrone also spent two years as the Buffalo Bills head coach from 2013-14, winning 15 games over two seasons, including a 9-7 record and a second-place finish in the AFC East in 2014. The 9-7 mark was the Bills' first winning record since 2004. He became only the third head coach in Bills history up to that date to win 15 games in his first two seasons. His 2013 Bills team led the AFC and finished second in the NFL in rushing (144.2 ypg.) while also leading the league in red zone scoring percentage (95.5 pct.).

## COACHING STAFF



FOOTBALL

Prior to joining the Bills, Marrone spent four seasons (2009-12) as the head coach at Syracuse, where he led the program to a 21-17 record in his final three seasons. He guided the Orange to an 8-5 mark in 2010 and 2012 with both seasons culminating with victories in the New Era Pinstripe Bowl. Marrone earned AFCA Region 1 Coach of the Year honors in 2011 and was a finalist for the Liberty Mutual Coach of the Year Award.

Marrone's first seven NFL seasons as an assistant coach (2002-08) culminated with his hiring at Syracuse based on his success in New Orleans from 2006-08. During Marrone's first Saints tenure, the Saints led the NFL in total offense twice (391.5 avg. in 2006; 410.7 avg. in 2008) and passing yards per game two times (281.4 avg. in 2006; 311.1 in 2008). The Saints' offensive line held their opponents to the fewest sacks allowed in the NFL in 2007 (16), second-lowest in 2008 (club-record 13) and tied for the fewest sacks in the NFL from 2006-08 with 52 despite leading the NFL with 1,868 passing attempts during that span. Quarterback Drew Brees captured the NFL passing title in 2006 (4,418 yards) and 2008 (5,069) and became just the second passer in NFL history to eclipse 5,000 passing yards.

Before his first stint in New Orleans, Marrone was the offensive line coach of the New York Jets from 2002-05 and the team made two postseason appearances (2002, 2004) and running back Curtis Martin led the NFL in rushing in 2004. Before arriving in New York, Marrone served as tight ends/tackles coach at the University of Tennessee in 2001. He spent the 2000 season at the University of Georgia as offensive line coach after spending the previous five seasons (1995-99) at Georgia Tech where he was part of three consecutive bowl appearances. He was director of football operations for the Yellow Jackets in 1995 before coaching the tight ends in 1996 and offensive line from 1997-99.

Marrone began his coaching career in 1992 at Cortland (N.Y.) State as tight ends coach before stints as the offensive line coach at the U.S. Coast Guard Academy (1993) and Northeastern University in 1994. A native of the Bronx, Marrone was a sixth-round draft pick of the Los Angeles Raiders in 1986 and played with the Miami Dolphins in 1987 and with the Saints in 1989. He also had stints with Pittsburgh, Dallas and Minnesota before closing his career with the London Monarchs of NFL Europe from 1991-92. Marrone was a three-year letterman at Syracuse. He returned to Syracuse and graduated in 1991 with a liberal arts degree.

Marrone and his wife, Helen, have two daughters, Madeline and Annie, and one son, Mack.

**PLAYING CAREER:** Syracuse, 1982-85; Miami Dolphins, 1987; New Orleans Saints, 1989; London Monarchs (NFL Europe), 1991-92.

**COACHING CAREER:** Cortland (N.Y.) State, 1992; U.S. Coast Guard Academy, 1993; Northeastern, 1994; Georgia Tech, 1995-99; Georgia, 2000; Tennessee, 2001; New York Jets, 2002-05; New Orleans Saints, 2006-08; Syracuse (Head Coach), 2009-12; Buffalo Bills (Head Coach), 2013-14; Jacksonville Jaguars (Interim Head Coach last two games of 2016 and Head Coach 2017-20), 2015-20; Alabama, 2021; New Orleans Saints, 2022-.



## COACHING STAFF




### **MIKE MARTINEZ** ASSISTANT TO THE HEAD COACH

Mike Martinez enters his first campaign on the New Orleans Saints coaching staff as assistant to the head coach after serving as a football operations/scouting assistant from 2020-22. In his role, he is responsible for assisting Head Coach Dennis Allen in organizing the club's football operations. Martinez is responsible for coordinating the Saints' meeting and practice schedules, the team's daily football calendar and orchestration

of team and staff events, as well as providing administrative assistance to the coaching and operations staff.

The Boise, Idaho native played basketball at Dordt (Sioux Center, Iowa) University and graduated with degrees in communication and sports management.

**COACHING CAREER:** New Orleans Saints, 2023-.



### **KEVIN PETRY** ASSISTANT TO THE HEAD COACH/ OFFENSIVE ASSISTANT

Kevin Petry enters his seventh season as a member of the New Orleans Saints coaching staff.

In his fifth season as an offensive assistant, Petry will continue to assist offensive coordinator Pete Carmichael and the rest of the Saints offensive staff. After working with the quarterbacks in 2022, Petry will tutor the Saints wideouts with Wide Receivers Coach Kodi Burns in 2023.

Petry was responsible for coordinating the Saints' meeting and practice schedules, daily football calendar and orchestration of team and staff events, as well as providing administrative assistance to the coaching and operations staff from 2017-22.

This will be Petry's 11th year as a member of the Saints organization. During the 2015 and 2016 seasons, he served as a video assistant. From 2012-14, Petry was a member of the team's equipment staff.

The Covington, La. native who prepped at St. Paul's High School, graduated from Louisiana State University with a bachelor's degree in sports administration in 2013. Petry and his wife Kelsey, have one son, Louis Michael.

**COACHING CAREER:** New Orleans Saints, 2017-.



## **DARREN RIZZI** **ASSISTANT HEAD COACH/ SPECIAL TEAMS COORDINATOR**

Darren Rizzi was named special teams coordinator for the New Orleans Saints on February 11, 2019 and added the important role of assistant head coach in 2022 under Head Coach Dennis Allen. Rizzi brings 30 years of coaching experience, including a ten-season stint with the

Miami Dolphins from 2009-18.

Units that Rizzi has coordinated the past 11 seasons are ranked first in the NFL throughout that period with 13 blocked punts. Since entering the NFL in 2009, six special teams players have been named to seven Pro Bowls. He has coached six players to the NFL All-Rookie team in the past nine years. Rizzi's units have served in the top half of NFL writer Rick Gosselin's annual special teams rankings in 11 of the 12 years that he has served as a coordinator, including first in 2019 and fifth in both 2020 and 2021.

Over his Saints career, Rizzi's work with the special teams units has made the kicking game an integral part of New Orleans' success. On coverage units, J.T. Gray's 54 tackles rank second in the NFL since 2019. Rizzi has helped guide K Wil Lutz into second place on the franchise's all-time list for scoring (781), field goals (165) and PATs (286). The punting game has produced the top three seasons in club history for inside-20s. Since 2019, the Saints have excelled in the return game. Over the four-season period, the team has been ranked sixth in the NFL in both punt return average (9.6) and kickoff return average (23.5).

Last season, the Saints special teams units delivered another productive season. After a season-ending toe injury, suffered by Deonte Harty, rookie WR/RS Rashid Shaheed had a 9.7 average on 20 punt returns. Despite missing three contests, Gray led the Saints with 12 coverage stops. P Blake Gillikin had a team-record 32 punts inside-20.

In 2021, Gray received his first career selection as a Pro Bowl starter after leading the NFL with 19 special teams tackles and was also an AP first-team All-Pro. LB Andrew Dowell, in his first full NFL season, tied for fifth in the league with 14 coverage stops and blocked a punt. Rizzi prepared Gillikin for his first season handling punting duties. 29 of Gillikin's punts were downed inside the 20-yard line, ranked fourth in the NFL and tying a team record at the time. The Saints special teams unit ranked fourth in the NFL in opponent average starting position after kickoffs (24.1-yard line) and eighth in punt return average (10.0).

In 2020, Rizzi fielded a unit that ranked first in opponent punt return average (2.3), second in opponent kickoff return average (17.2), sixth in kickoff return average (25.4 avg.) and ninth in punt return average (10.2 avg.), while ranking third in opponent average starting position after kickoffs (23.8-yard line) and ninth in average starting position after kickoffs (25.9-yard line). Harty had a 12.2 punt return average and 27.3 kickoff return average.

## COACHING STAFF

In his first season with New Orleans in 2019, Rizzi worked with a unit that rose to first in Gosselin's rankings, featuring standout performances from Harty, Lutz, P Thomas Morstead and Gray. For the first time in franchise history, two special teams players were selected to the AP All-Pro team (Gray and Harty) and for the second time two were selected to the Pro Bowl (Harty and Lutz). An undrafted free agent, Harty ranked in the top five in the NFL in kickoff and punt return average. Lutz set a team record by drilling 32 field goals, ranking second in the NFL in scoring (144 points), PATs (48), touchbacks (career-high 74) and third in field goals. P Thomas Morstead ranked fifth in the NFL in net punting average (43.1) and was named the September NFC Special Teams Player of the Month and twice was selected conference Special Teams Player of the Week. Gray led the Saints with 16 coverage stops, blocked a punt and recovered a fumble on coverage.

The 2018 Dolphins graded out fourth in the NFL in Gosselin's rankings. Jason Sanders drilled 18-of-20 (90.0 pct.) field goal attempts and was a PFWA All-Rookie selection, one of only four kickers to kick in all of his team's games and miss just two or fewer field goals and one of only four to miss three or fewer kicks. His 90.0 field goal percentage was ranked eighth in the NFL and fifth-best in Dolphins history. Matt Haack's 35 punts downed inside the 20 ranked fifth in the NFL. Miami was ninth in the NFL in punt return average (10.5 avg.) with Jakeem Grant leading the league (16.3) before being placed on Injured Reserve in Week 13.

The 2017 Dolphins were tied for second in the NFL with three blocked kicks – two field goals and one punt. Cody Parkey tied what was a team field goal percentage record by converting 21-of-23 attempts (91.3 pct.), including a 54-yard game-winner, the longest game-winner in team history. He also successfully converted four onside kicks, the most in NFL history since records date back to 1997. Miami's kickoff coverage unit was the best in the NFL, forcing opponents to start on average at their own 23-yard line. The team graded out at No. 11 in Gosselin's rankings and Pro Football Focus ranked the team's special teams No. 6 in the NFL. S Michael Thomas was named PFF's Special Teamer of the Year and led the Dolphins with 11 coverage tackles.

Miami was ranked seventh in Gosselin's rankings in 2016, led the NFL in opponent gross punting average (41.8) and tied for the league lead with four blocked kicks. Andrew Franks made his first two career game-winning kicks and drilled an important 55-yard field goal at Buffalo (12/24) as the field goal unit was rushing onto the field to tie the game and send it to overtime. The eventual Dolphins win solidified the team's first playoff berth since 2008. Grant and KR Kenyan Drake each had touchdown returns, becoming the second Dolphins rookie tandem and fourth NFL rookie duo to return a punt and kickoff for a touchdown in the same season. Thomas tied for the NFL lead in special teams tackles (19, including a league-best 16 solo). Walt Aikens scored the first two-point defensive conversion in team history after he returned a blocked PAT for two points. The team finished in the top ten in several additional special teams units including opponents starting field position following a kickoff (tenth/24.4 yard line), own starting field position following a kickoff (eighth/25.3 yard line) and opponent net punting average (third/37.4 yards per punt).

In 2015, WR Jarvis Landry earned AFC Special Teams Player of the Week honors for his Week One performance, when he returned a punt 69 yards for a touchdown. Landry ranked fourth in the NFL with 356 punt return yards. P Matt Darr posted the fourth-best gross punting average (47.6) in team history and earned NFL All-Rookie honors as his punting average was ranked third in the league. Franks was 13-for-16

## COACHING STAFF

in field goal attempts as a rookie. The Dolphins ranked in the top 10 in five special teams categories.

In 2014, Rizzi guided a special teams unit that set the team record with three blocked punts. They also added two blocked field goals, giving Miami five blocked kicks, the most since the team blocked seven in 1977. Explosive plays were not limited to the block units as Landry won October AFC Special Teams Player of the Month when he returned five kickoffs for 178 yards (35.6 avg.), with a long of 54. The 35.6 average kickoff return was the second-highest in the NFL in October and the highest October average in franchise history. Landry finished the season with a 28.1 kick return average, the fourth-highest in the NFL and tops among rookies.

In 2013, for the third-straight season, Dolphins special teams were rated among the top eight units in the NFL based on Gosselin's annual rankings. Miami was one of three teams to remain in the top 10 (along with Baltimore and Seattle) in both the 2013 and 2012 rankings. Additionally, from 2011-13, only Miami and Seattle were ranked in the top 10. Rizzi's units were highlighted by the play of Brandon Fields, who earned his first Pro Bowl berth. Fields ranked second in the NFL in gross punting average (48.8), second in net average (42.4, which was eighth-best in NFL history at the time), tied for fourth with 33 punts inside the 20-yard line and also recorded the third-longest punt (74 yards) during the season as he was selected to the Pro Bowl.

The 2012 campaign was built off a strong 2011 season for Dolphins special teams. Gosselin ranked Miami as one of the top five special teams units in the NFL for the second consecutive year, making the Dolphins the only team in the NFL to rank in the top five in both 2012 and 2011, following a second place finish in '11. Fields continued to establish himself as one of the most productive punters in NFL history, leading the league with a 50.2 average, while moving into first place in team history for highest career punting average (46.4), highest-career net punting average (38.7) and second place in NFL history for highest-career punting average (46.4). Marcus Thigpen became the first player in team history to return a kickoff and a punt for touchdowns in the same season. Thigpen also stood alone as the only player in the NFL to rank in the top five in both kickoff return average (27.4) and punt return average (12.2). Additionally, Miami became the first NFL team in the last 20 years to block a field goal, block a punt and recover their own onside kick in the same game.

After Rizzi took over the special teams in Week Five of the 2010 season, the Dolphins improved in almost every major statistical special teams category, including net and gross punting average, punt and kickoff return average, average drive start and opponent's gross and net punting average. He led an impressive 2011 campaign by the Miami special teams. The Dolphins showed the biggest improvement of any special teams unit from 2010 to 2011 according to Gosselin's annual report. The improvement saw the Dolphins jump from their 2010 ranking of 24th in the NFL to second in 2011. The 22-place advancement was aided by K Dan Carpenter's 13-of-16 in field goals from 40 yards and beyond and Fields' net punting average of 41.1 yards.

Rizzi joined the Dolphins with four years of experience as a college head coach, including 2008 at the University of Rhode Island. Prior to taking over the program at URI, Rizzi was an assistant at Rutgers for the previous six seasons (2002-07), where he headed up the Scarlet Knights' special teams units. He also tutored the team's running backs his first three years and the linebackers his final three. In addition, he held the title of assistant head coach from 2004-06 and associate head coach in 2007. In Rizzi's six years at Rutgers, he coached three players who earned first-team All-



FOOTBALL



## COACHING STAFF

held the title of assistant head coach from 2004-06 and associate head coach in 2007. In Rizzi's six years at Rutgers, he coached three players who earned first-team All-Big East honors in special teams including kick returner Nate Jones (2002), kick/punt returner Willie Foster (2005) and punter Joe Radigan (2006). Jones also was named the conference's co-Special Teams Player of the Year in 2002 while Foster was the Big East Special Teams Player of the Year in 2005.

Before his Rutgers stint, Rizzi was head coach at the University of New Haven, where he guided the Chargers to a three-year record of 15-14 from 1999-2001. He was the special teams and linebackers coach at Northeastern University in 1998. He coached at New Haven from 1994-97, where he was defensive coordinator in his final year, after overseeing the special teams and defensive line his first three. Rizzi began his coaching career as a graduate assistant at Colgate in 1993.

Rizzi played tight end at Rhode Island, where he first walked on in 1988. He went on to tally 160 receptions for 2,426 yards (15.2 avg.) and 15 touchdowns in his collegiate career and was a consensus All-American in 1992. He was signed as a free agent by the Philadelphia Eagles prior to beginning his coaching career.

A native of Hillsdale, N.J. and a graduate of Bergen Catholic High School, Rizzi earned a degree in speech communications from URI in 1992. In 2013, he was inducted into the Bergen Catholic Hall of Fame. A two-sport high school star, he concluded his prep football career with 69 receptions, a school record which stood for 22 years, also excelling as an All-League outfielder for the baseball team.

**PLAYING CAREER:** Rhode Island, 1989-92.

**COACHING CAREER:** Colgate, 1993; New Haven, 1994-97; Northeastern, 1998; New Haven (Head Coach), 1999-2001; Rutgers, 2002-07; Rhode Island (Head Coach), 2008; Miami Dolphins, 2009-18; New Orleans Saints, 2019-.



### MARCUS ROBERTSON SECONDARY COACH

Marcus Robertson, a 16-year NFL coaching veteran is in his first year as the Saints' secondary coach. He spent the previous four years as the Arizona Cardinals' defensive backs coach.

Robertson has spent the last 32 seasons in the NFL as a player, coach and administrator, coaching defensive backs with the Tennessee Titans (2007-11), Detroit Lions (2012-13), Oakland Raiders (2014-16), Denver Broncos (2017-18) and Arizona (2019-22).

Under Robertson's tutelage in Arizona, Budda Baker has been the only safety in the NFL named to the Pro Bowl each of the last four seasons. In 15 games in 2022, Baker ranked seventh among NFL defensive backs with 111 tackles and added seven passes defended and three takeaways. Robertson also developed S Jalen Thompson, who in 2021 was one of just five NFL players with 100+ tackles

## COACHING STAFF



FOOTBALL

(club-best 120), 3+ interceptions (three) and 5+ passes defended (seven). In 2022, Thompson finished second on the team with 109 stops and added two takeaways and a club-best eight passes defended. CB Byron Murphy Jr., a second round pick of the club in 2019, posted a career year in 2021 under Robertson's development, when he was just one of four players in the NFL with 4+ interceptions (four, including one returned for a touchdown) and 12+ passes defended (12) and had two fumble recoveries in his first nine appearances in 2022, before being sidelined in the second half of the season. In 2022, second-year CB Marco Wilson led the Cardinals with the first three interceptions of his career, one returned for a touchdown and ten passes defended.

Robertson arrived in Arizona after serving in the same position with the Broncos from 2017-18 on current Saints Defensive Coordinator Joe Woods' defensive staff. He helped the 2018 Broncos tie for fifth in the NFL in interceptions (17) after Denver ranked fourth in the NFL in pass defense (200.6 ypg.) and second in third down defense (31.5%) in 2017. CB Aqib Talib earned his fifth consecutive Pro Bowl selection in 2017 and CB Chris Harris was selected to his fourth career Pro Bowl in 2018. Saints CB Bradley Roby led the Broncos in 2017 with a career-high 17 passes defended, and Denver's secondary had all ten of the team's interceptions that season.

Robertson spent two seasons (2015-16) as the Raiders defensive backs coach after working as the assistant defensive backs coach in 2014 on Saints Head Coach Dennis Allen's Oakland staff. During Robertson's last two seasons in Oakland, the Raiders ranked eighth in the NFL with 30 interceptions and sixth in the league with 163 passes defended, while Hall of Fame DB Charles Woodson (2015) along with S Reggie Nelson (2016) were each selected to the Pro Bowl. Woodson's five interceptions in 2015 were the most in NFL history by a player in his 18th season or later.

Robertson served as Detroit's secondary coach in 2013 after being promoted from assistant secondary coach in 2012. The Lions finished ninth in the league with 88 passes defended and held opponents to a 59.1 completion percentage in 2013.

He began his coaching career with the Titans as assistant secondary coach for two seasons (2007-08) before being promoted to secondary coach from 2009-11. In 2008, the Titans had three first-time Pro Bowl selections (CB Cortland Finnegan, S Chris Hope, S Michael Griffin) while Tennessee defensive backs had 19 interceptions, second in the NFL. As secondary coach, the Titans ranked second in the NFL in average passing yards per completion (10.6) between 2009-11. In 2009, Tennessee finished eighth in the NFL in interceptions (20), second in the league with four interceptions returned for touchdowns. Following his playing days, Robertson spent four seasons (2003-06) as the Titans director of player development.

Robertson played in the NFL for 12 years with the Houston Oilers/Tennessee Titans (1991-00) and the Seattle Seahawks (2001-02) after entering the league with Houston as a fourth-round selection (102nd overall) in the 1991 NFL Draft out of Iowa State. Robertson was a first-team All-Pro at free safety in 1993 and 1997. The Pasadena, Calif. native finished his career by appearing in 162 games (144 starts), collecting 24 interceptions, 72 passes defended, 11 fumble recoveries, nine forced fumbles and 795 tackles (638 solo).

## COACHING STAFF

During his four seasons at Iowa State as a cornerback, Robertson totaled 257 tackles, six interceptions and nine forced fumbles. He was inducted into the Iowa State Athletic Hall of Fame in 2008. The Pasadena, Calif. earned a bachelor's degree in Management and Organizational Development from Bethel University in 2012. He and his wife, Holly, have two daughters, Morgan and Milan, and a son, Marcus Andrew.

**PLAYING CAREER:** Iowa State, 1987-90; Houston Oilers/Tennessee Titans, 1991-2000; Seattle Seahawks, 2001-02.

**COACHING CAREER:** Tennessee Titans, 2007-11; Detroit Lions, 2012-13; Oakland Raiders, 2014-16; Denver Broncos, 2017-18; Arizona Cardinals, 2019-22 New Orleans Saints, 2023-.



### JOEL THOMAS RUNNING BACKS

Joel Thomas enters his ninth season as the Saints running backs coach after 16 years of coaching in the college ranks. Since arriving in 2015, the club has led the National Football League with 148 rushing touchdowns. In total, Thomas' running backs have registered 25 individual 100-yard performances since 2015.

Under Thomas' tutelage, Alvin Kamara has earned five Pro Bowl selections as the only player in the NFL to have at least 1,300 total yards from scrimmage in each of the last six seasons, three of them 1,500 or more. Since his debut in 2017, Kamara's one of only two players in the NFL with at least 8,500 yards from scrimmage and at least 70 touchdowns, tied for the franchise lead by reaching the end zone 72 times.

In his eighth season in New Orleans, Thomas tutored Kamara to his sixth straight season with at least 1,300 yards from scrimmage (1,387). He became the first Saint to lead the team in rushing five consecutive seasons, carrying 223 times for 897 yards, while ranking second on the team in receiving with 57 grabs for 490 yards. Kamara moved into a tie for first place in club record books in total touchdowns (72) and rushing touchdowns (49). Kamara also moved into second place in club record books in total yards from scrimmage (8,888), third place with 5,135 career rushing yards and fifth place with 430 receptions. Mark Ingram II added to his totals as the franchise's all-time rushing leader (6,500) and is only the third player in club records with 8,300 yards from scrimmage (8,304).

In 2021, Thomas tutored Kamara to his fifth consecutive Pro Bowl campaign, as he led the team in both rushing and receiving despite missing four games, carrying 240 times for 898 yards with four touchdowns and catching 47 passes for 439 yards and five scores. Kamara had three 100-yard rushing games for the first time and his 102.8 scrimmage yards per game ranked fifth in the NFL. Kamara finished the season with 4,238 career rushing yards, moving into fourth place in club record books. After being re-acquired by the Saints at midseason, Ingram became the franchise's all-time rushing leader.

## COACHING STAFF



FOOTBALL

In 2020, Thomas oversaw the NFL's sixth-ranked rushing attack. New Orleans led the league with a club-record 30 touchdowns on the ground, tied for the NFL's sixth-highest total all-time. Kamara, selected to his fourth consecutive Pro Bowl, shattered the team record and led the NFL with 21 touchdowns, ranking second with 93 downs and third with a career-best 1,688 total yards from scrimmage. In addition to running for a career-high 932 yards on 187 carries (5.0 avg.), Kamara led NFL running backs in receiving with a team-best and career-high 83 grabs for 756 yards and five touchdowns, as he became only the second Saint to lead the team in rushing and receiving in the same season. Latavius Murray served as a solid complement to Kamara in the running game, carrying 146 times for 656 yards (4.5 avg.) with four touchdowns.

The 2019 season was a success for Thomas as the backfield was headlined by Kamara and newcomer Murray. Under Thomas' watch, Kamara became the first Saint to have three consecutive seasons of at least 1,300 total yards from scrimmage in his first three seasons and only the second to do so in three consecutive campaigns. Kamara became the only Black and Gold running back selected to three Pro Bowls and the only Saint to be selected in each of his first three campaigns. New Orleans also received significant offensive contributions from Murray, who accounted for 872 total yards from scrimmage and six touchdowns.

In 2018, the Saints were ranked sixth in the NFL in rushing (126.6 ypg.). Kamara had a standout sophomore campaign, as he rushed 194 times for a club best 883 yards (4.6 avg.) with 14 touchdowns. He also caught 81 receptions for 709 yards with four scores for a 1,589 total yards from scrimmage and 18 total touchdowns. Ingram rushed 138 times for 645 yards (4.7 avg.) with six touchdowns in 12 games.

In 2017, the duo of Ingram and rookie Kamara produced standout seasons, with both being selected to the Pro Bowl. Ingram appeared in all 16 games for the second consecutive season and led the team with a career-high 1,124 yards rushing and a career-best 12 touchdowns on 230 carries, a 4.9-yard average per attempt. He added a career-high 58 receptions for 416 yards for a career-high 1,540 yards from scrimmage. Kamara set a league record for rookie running backs with 826 receiving yards on 81 receptions and five touchdowns, while he led the NFL by averaging 6.1 yards per carry on 120 carries for 728 yards with eight touchdowns. He led the club with 1,554 total yards from scrimmage and was selected by the *Associated Press* as the NFL Offensive Rookie of the Year and as a second-team All-Pro at the Flex position. The 3,094 combined total yards from scrimmage from Ingram and Kamara was the second-most by an NFL running back duo since the start of a 16-game season in 1978.

Under Thomas' tutelage in 2016, Ingram became the first Saint to record 1,000 yards rushing in a single season since Deuce McAllister (2006). He accumulated 1,043 yards on 205 rushing attempts (5.1 avg.) with six touchdowns and 319 yards on 46 receptions with four touchdowns for 1,362 total yards from scrimmage. His 5.1 yards per carry ranked third in the NFL among rushers with at least 200 carries. Tim Hightower also enjoyed a productive season under Thomas, with his 548 rushing yards marking his most since 2010 and his 200 yards receiving marking his most since 2009.

In 2015, Thomas tutored Ingram who had a team-best 1,074 total yards from scrimmage, despite missing the last four games with a shoulder injury. Overall, he carried 166 times for a team-best 769 yards (4.6 avg.) with six touchdowns and added 50 receptions for 405 yards. After Ingram was sidelined, Thomas prepared Hightower to play after missing the previous three seasons and he gained 454 total yards from



## COACHING STAFF

scrimmage and four touchdowns in the final four contests.

Thomas came to New Orleans following a two-year stint in the same position at the University of Arkansas from 2013-14. In those two seasons, tailbacks Jonathan Williams and Alex Collins both blossomed. In 2014, they were the only pair of Football Bowl Subdivision teammates to rush for 1,000-plus yards. The duo became just the second pair of Razorbacks to accomplish the feat. Collins became just the second player in school history to surpass 1,000 yards in each of his first two seasons and was named SEC Freshman of the Year in 2013.

Thomas spent the four previous seasons (2009-12) as running backs coach at the University of Washington, coaching a 1,000 yard rusher in each, and added the title of associate head coach for offense prior to the 2012 campaign. In his last season in Seattle, Thomas tutored All-Pac-12 running back Bishop Sankey, who ranked third in the Pac-12 and tied for 13th in the NCAA with 16 rushing touchdowns, second-highest single-season in school history, rushing for 1,439 yards, third-highest in Huskies history.

Thomas also has experience as running backs coach at Purdue (2006-08), Idaho (2004-05) and Louisville (2002-03).

In 2007, the Boilermakers led the Big Ten in total offense and scoring offense. In 2008, they set a school record for fewest fumbles (12) and tailback Kory Sheets rushed for 1,131 yards to become Purdue's first 1,000 yard rusher in six seasons while posting the fourth-highest single-season rushing total in school history, ending his career second on the school's career rushing list with 3,341 yards. Sheets tied the school's single-season rushing touchdowns record in 2008 (16) and broke the career record (48). Thomas was also at Purdue from 2000-01, as a graduate assistant. In 2000, QB Drew Brees led the NCAA in total offense and won the Maxwell Award. The Boilermakers won the Big Ten and advanced to the Rose Bowl for the first time in 33 years.

In between his two stints at Purdue, Thomas served as co-offensive coordinator at his alma mater, the University of Idaho in 2004-05 and as running backs coach at Louisville from 2002-03. In 2003, Louisville averaged 228.2 rushing yards per game to rank tenth in the NCAA with a school-record 5.7 yards per carry average. The 2004 Idaho squad set a school record for completion percentage and the 2005 team ranked 28th in the country in passing yards per game.

Thomas lettered at running back at the University of Idaho from 1993-98, where he was a two-time first-team All-Big West selection and conference Player of the Year as a senior and still holds Vandals career records with 3,929 rushing yards, 51 rushing touchdowns and 765 rushing attempts. He was inducted into the University of Idaho Athletic Hall of Fame in 2008 and into the North Idaho Athletic Hall of Fame in 2022. Thomas earned his bachelor's degree in public communications in 1998.

Thomas and his wife, Ebbie, are the parents of two boys.

**PLAYING CAREER:** Idaho, 1993-98.

**COACHING CAREER:** Purdue, 2000-01; Louisville, 2002-03; Idaho, 2004-05; Purdue, 2006-08; University of Washington, 2009-12; Arkansas, 2013-14; New Orleans Saints, 2015-.

## COACHING STAFF



### **JORDAN TRAYLOR** OFFENSIVE ASSISTANT


Jordan Traylor enters his fifth season with the Saints, his third on the coaching staff. After two seasons as a defensive assistant, Traylor will work on the offensive side of the ball in 2023, assisting with the team's tight ends. During his first two seasons in New Orleans, Traylor served as a scouting assistant.

Prior to coming to New Orleans, he served as an offensive analyst working with quarterbacks at the University of Arkansas in 2018 until first joining the Saints prior to 2019 training camp. In the 2016 and 2017 seasons, he served as an offensive graduate assistant working with quarterbacks and receivers at the University of Texas.

The Gilmer, Texas native, who played quarterback and wide receiver in high school, started his collegiate playing career at Mississippi College from 2012-13, before transferring to play quarterback at Texas A&M from 2014-15, where he was a Southeastern Conference All-Academic selection. Traylor is the son of UTSA (University of Texas-San Antonio) Head Coach Jeff Traylor.

**PLAYING CAREER:** Mississippi College, 2012-13; Texas A&M, 2014-15.

**COACHING CAREER:** Texas, 2016-17; Arkansas, 2018; New Orleans Saints, 2021-.



### **D.J. WILLIAMS** OFFENSIVE ASSISTANT

D.J. Williams, a former college quarterback, enters his fifth season with the New Orleans Saints as an offensive assistant, after helping the coaching staff during 2017 training camp and both the club's coaches and football operations in 2018.

Williams graduated from Grambling State in 2015, where he played quarterback for the Tigers from 2011-14, starting contests all four seasons and earning tryouts with several NFL teams following the conclusion of his college career.

D.J. Williams is the son of Washington Commanders executive Doug Williams, who won Super Bowl XXII as their starting quarterback, the pinnacle of his 12-year storied pro playing career, followed by a long tenure in NFL front offices.



FOOTBALL

## COACHING STAFF

From 2019-21 and in 2023, Williams has participated in the NFL/Black College Football Hall of Fame Quarterback Coaching Summit. He served as the National Team quarterbacks coach at the 2023 Senior Bowl.

**PLAYING CAREER:** Grambling State, 2011-14.

**COACHING CAREER:** New Orleans Saints, 2019-.



### JOE WOODS DEFENSIVE COORDINATOR

Joe Woods is in his first season as the Saints' defensive coordinator. A 31-year coaching veteran, including the last 19 in the National Football League, Woods will enter his sixth NFL season as a defensive coordinator after spending the last three coordinating the Cleveland Browns defense.

In 2022, Woods led a Browns defensive unit that had a constantly-evolving cast of players because of roster transactions and injuries. Despite the changes, the Browns tied for fourth in the NFL in passes defended (85) and ranked fifth in opponent passing yards per game (196.2 ypg.) and helped Cleveland win four of its last seven games after a 3-7 start., surrendering 17 points or fewer in five of the contests. In a Week 17 24-10 victory over the Washington Commanders that eliminated Washington from the playoff chase, Cleveland held them to 260 net yards and recorded three interceptions.

Several individual contributors also enjoyed standout campaigns and others made strides as young professionals. DE Myles Garrett tied his own team record first set in 2021, of 16 sacks, tied for second-most in the NFL. He became the only NFL player to record 16 takedowns in each of the past two seasons, as he was selected to the Pro Bowl and as an Associated Press second-team All-Pro. S Grant Delpit showed significant growth in his second season, when he led the team in interceptions (four) and tackles (101), as one of only three National Football League players to have at least four picks and 100 stops. CB Denzel Ward led the team with five takeaways, including two fumble returns for touchdowns and tied for the team lead in passes defended (15). Rookie CB Martin Emerson Jr. tied Ward for the team lead in pass breakups and was selected to Pro Football Journal's All-Rookie team, as Cleveland was one of only two teams to have two players with at least 15 passes defended.

In 2021 under Woods' supervision, the Browns finished fifth in the NFL in total defense, marking just the third time since 1970 the team ranked in the top-five and the club's highest finish since 1987, one of just three NFL teams to finish in the top-12 in total defense, run defense and pass defense. Garrett earned first-team All-Pro and Pro Bowl honors with 16 takedowns and Ward earned his second career Pro Bowl selection.

Upon arriving in Cleveland in 2020, Woods helped the opportunistic Browns reach the playoffs for the first time since 2002, as they led the NFL with six red zone takeaways

## COACHING STAFF



FOOTBALL

and tied for second in the league with 17 forced fumbles. The Browns were 6-0 when they forced two or more turnovers in a game and 8-1 with at least one takeaway. In the team's Wild Card Playoff win at Pittsburgh, the Browns recorded five takeaways, including four interceptions. The club finished ninth in run defense after finishing 30th in 2019, prior to Woods' arrival. Garrett earned first-team All-Pro and Pro Bowl honors as he ranked among the league leaders in strip sacks (tied for second with four), forced fumbles (tied for third with four), fumble recoveries (tied for third with two) and sacks (sixth with 12). Along with DE Olivier Vernon (nine), the Browns were one of just four teams to have a pair of teammates each record at least nine sacks. Ward finished tied for second in the NFL with 18 passes defended, despite only playing in 12 games.

Prior to his tenure in Cleveland, Woods served as defensive backs/pass game coordinator for the Super Bowl LIV finalist San Francisco 49ers in 2019, when they held opponents to 169.2 passing yards per game, ranking first in the NFL in 2019 and the lowest total allowed by an NFL team since 2009. San Francisco also led the league with 21 forced fumbles and finished in the top-eight in nine other major defensive categories.

Woods spent four seasons in Denver from 2015-18, where he served as defensive backs coach his first two seasons and as defensive coordinator his final two.

Under Woods' tutelage in 2018, LB Von Miller and rookie LB Bradley Chubb combined for 26.5 sacks as Miller's 14.5 were the second-most in a single season in his career and Chubb's 12.0 set the Broncos franchise rookie record. Miller was selected to his fifth consecutive Pro Bowl, as he reached double-digit takedown totals for the fifth consecutive season, also adding four takeaways.

The 2017 Broncos finished third in the NFL in total defense and joined the Minnesota Vikings as the only two teams to rank in the top five in run defense (89.4 ypg.) and passing defense (200.6 ypg.) that season. Woods' defense also held each of its opponents to less than 300 net yards passing. Woods helped Miller lead the team with ten sacks as he was selected to the Pro Bowl and PFW/PFWA All-NFL. LB Brandon Marshall led the team with 106 tackles at inside linebacker and added a career-high three sacks.

Prior to his promotion to defensive coordinator, Woods coached Denver's defensive backs to first-place rankings in the NFL in passing yards per game allowed in both 2015 (199.6 ypg.) and 2016 (185.8 ypg.). The Broncos also held opponents to the lowest completion percentage (57.8), yards per attempt (5.99) and passer rating (74.3) during those two seasons. From 2015-16, the Broncos secondary led the NFL in defensive touchdowns (seven).

Each of Denver's four starting defensive backs made at least one Pro Bowl playing for Woods from 2015-16, including CBs Chris Harris Jr. (2015-16) and Aquib Talib (2015-16), who were also named first-team All-Pro selection in 2016, S T.J. Ward (2015) and S Darian Stewart (2016) also earned Pro Bowl honors while playing for Woods.

In 2014, Woods tutored the Oakland Raiders secondary. He worked with Pro Football Hall of Fame S Charles Woodson, who led the team with 160 tackles (105 solo) and four interceptions (35 yds.) in his 17th NFL season.



## COACHING STAFF

Prior to his season in Oakland, Woods spent eight seasons coaching defensive backs for the Minnesota Vikings (2006-13). The Vikings finished in the NFL's top 10 defenses in four of his first five years with the team, winning consecutive NFC North Division titles from 2008-09 and making an appearance in the NFC Championship game following the 2009 season. In 2013, Woods was instrumental in the development of first-round CB Xavier Rhodes, who appeared in 13 games (six starts) for the club and set a Vikings rookie record with 23 passes defended. CB Antoine Winfield earned all three of his career Pro Bowl selections (2008-10) playing for Woods, recording 14 interceptions and 58 passes defended in his six years with the Vikings.

Woods was brought to Minnesota in 2006 along with defensive coordinator Mike Tomlin, who worked side-by-side with him as a secondary coach in Tampa Bay from 2004-05. With Woods serving as a defensive quality control coach, he assisted Tomlin in coaching a talented secondary led by Pro Football Hall of Fame CB Ronde Barber, who would earn first-team *Associated Press* All-Pro both seasons. In 2005, the Buccaneers boasted the NFL's top defensive unit (277.8 ypg.)—including the league's sixth-ranked pass defense (183.1 ypg.)—while finishing 11-5 and capturing the NFC South Division title. Barber set a team single-season record for most tackles (120) by a cornerback and led the club with five interceptions. Tampa Bay ranked first in the NFL in pass defense (161.2 ypg.) in Woods' initial season with the club in 2004 and limited opposing quarterbacks to a 77.2 passer rating. Barber was selected to his second career Pro Bowl after finishing the season as one of just four NFL cornerbacks to record at least three interceptions and three sacks.

Before joining the Bucs, Woods was the defensive backs coach for three seasons (2001-03) at Western Michigan. He coached the same position with Hofstra from 1998-2000, helping the school make consecutive trips to the 1-AA playoff quarterfinals.

Woods also served as defensive backs coach at Kent State University (1997) and Grand Valley State University (1994-96) following a stint coaching linebackers during the spring of 1994 at Northwestern State University.

He began his coaching career as a defensive backs coach at Muskingum College in 1992 and moved on to become a graduate assistant coach at Eastern Michigan University in 1993.

Woods lettered four times as a cornerback and safety during his college career at Illinois State, graduating in 1992 with a degree in criminal justice. He was team captain as a senior in 1991 and went on to earn first-team All-Gateway Conference following his final season.

Born on June 25, 1970, in North Vandergrift, Va., Woods and his wife, Ellen, have two daughters, Brianna and Danari, and a son, Geno.

**PLAYING CAREER:** Illinois State, 1988-91.

**COACHING CAREER:** Muskingum College, 1992; Eastern Michigan, 1993; Northwestern State, 1994; Grand Valley State, 1994-96; Kent State, 1997; Hofstra, 1998-2000; Western Michigan, 2001-03; Tampa Bay Buccaneers, 2004-05; Minnesota Vikings, 2006-13; Oakland Raiders, 2014; Denver Broncos, 2015-18; San Francisco 49ers, 2019; Cleveland Browns, 2020-22; New Orleans Saints, 2023-.

## COACHING STAFF



### **BRIAN YOUNG** PASS RUSH SPECIALIST

Brian Young enters his eighth season as the club's pass rush specialist. In his 15th season as a valued member of the New Orleans Saints coaching staff, Young has worked with all of the club's front seven position groups after first breaking into the ranks as a coaching assistant in 2009 following the conclusion of a nine-year playing career and 124 games along the defensive line in the National Football League.

Since 2017, New Orleans' 281 sacks rank first in the NFC and second in the league, nine different defensive linemen have produced multi-sack games and the New Orleans defense went an NFL-record 55 regular season and postseason games without allowing a 100-yard rusher between the 2017-20 campaigns. The Saints have ranked in the top ten in sacks five of the last six seasons and have finished in the top five in run defense in four of the last five campaigns.

During the 2022 season, Young helped the Saints produce 48 sacks to finish the year tied for fifth in the NFL. Young coached defensive end Cameron Jordan to a season, where he led the team with 8.5 sacks and reached his seventh consecutive Pro Bowl and eighth overall, as he became the franchise's all-time takedown leader.

Young first joined the Saints coaching staff in 2009 after concluding a nine-year NFL playing career, where he appeared in 124 games and had 22.5 sacks and eight fumble recoveries for the St. Louis Rams (2000-03) and the Saints (2004-08). During his five-year playing tenure with the Black and Gold he served as a valuable member of the Saints interior defensive line rotation, starting 58-of-64 contests.

Young played at Texas-El Paso from 1996-99. He was the Western Athletic Conference Defensive Player of the Year as a senior in 1999, when he had a career-high 121 tackles and eight sacks. The El Paso native graduated with a bachelor's degree in criminal justice. He was a 2016 inductee into the El Paso Athletic Hall of Fame and a 2019 inductee into the UTEP Athletics Hall of Fame.

**PLAYING CAREER:** Texas El-Paso, 1996-99; St. Louis Rams, 2000-03; New Orleans Saints, 2004-08.

**COACHING CAREER:** New Orleans Saints, 2009-.



FOOTBALL

NEW ORLEANS SAINTS

# PLAYERS



NEW ORLEANS

SAINTS

NEW ORLEANS

NEW ORLEANS

NEW ORLEANS

NEW ORLEANS

NEW ORLEANS



## VETERANS



# JOHNATHAN ABRAM

# 24 S

HEIGHT: 5-11 • WEIGHT: 205  
COLLEGE: MISSISSIPPI STATE  
JOINED SAINTS: UFA-23 (SEA)  
NFL EXPERIENCE: 5  
BORN: 10/25/96

**NFL CAREER** – Fifth-year safety joined the Saints in the offseason after previous stints with the Oakland/Las Vegas Raiders (2019-22), Green Bay Packers (2022) and Seattle Seahawks (2022). Originally drafted by the Raiders in the first round (27th overall) of the 2019 NFL Draft, Abram has logged 43 career regular season games with 36 starts and has recorded 256 tackles (162 solo), eight stops for loss, nine quarterback hits, three interceptions, 14 passes defensed, one fumble recovery, 11 special teams stops and one coverage fumble recovery.

**CAREER TRANSACTIONS** – Agreed to terms with the New Orleans Saints, 3/22/23; Awarded off waivers to the Seattle Seahawks from the Green Bay Packers, 11/30/22; Waived by Green Bay, 11/29/22; Awarded off waivers to the Packers from the Las Vegas Raiders, 11/9/22; Waived by Las Vegas, 11/8/22; Placed on Reserve/Injured by the Raiders, 12/25/21; Reinstated by Las Vegas from Reserve/COVID-19, 11/21/20; Placed by Las Vegas on Reserve/COVID-19, 11/28/20; Reinstated by Las Vegas from Reserve/COVID-19, 10/26/20; Placed by Las Vegas on Reserve/COVID-19, 10/26/10; Placed on Reserve/Injured by the Raiders, 9/13/19; Signed by Oakland to four-year contract, 6/18/19; Selected in the first round (27th overall) by Oakland in the 2019 NFL Draft.

**2022** – Appeared in 15 regular season games with eight starts for the Raiders, Packers and Seahawks and recorded 58 tackles (41 solo), three passes defensed and two coverage stops. A key acquisition down the stretch for Seattle to provide depth to their secondary, he also added two solo tackles in the NFC Wild Card Play-off...Started at strong safety in Las Vegas' season opener at L.A. Chargers and recorded 12 tackles (nine solo)...Started at strong safety and recorded seven tackles (five solo) and one pass defense vs. Arizona, Sept. 18...Started at strong safety and recorded five tackles (four solo), at Tennessee, Sept. 25...Started at safety and recorded five tackles (three solo), in Las Vegas' first win of the season vs. Denver, Oct. 2...Started at strong safety and recorded three solo tackles at Kansas City, Oct. 10...Started at strong safety and finished with eight tackles (six solo), vs. Houston, Oct. 23...Started at strong safety and finished with five tackles and a pass defense vs. N.Y. Jets, 1/1/23. **2021** – Started all 14 games he appeared in for Las Vegas and posted a career-high 114 tackles (63 solo), while adding an interception, four passes defensed and a fumble recovery...Sept. 13, vs. Baltimore, started in the contest and finished third on team with nine tackles (five solo) and added a pass defense...Sept. 19, at Pittsburgh, started and finished second on team with seven tackles (five solo). Added one stop on special teams...Sept. 26, vs. Miami, started and recorded seven tackles (three solo) on defense...Oct. 4, at L.A. Chargers, started and saw extensive action on defense and special teams. Finished third on team with eight tackles...Oct.





10, vs. Chicago, finished with six tackles (one solo)...Oct. 17, at Denver, started and tied a season-high with nine tackles (seven solo). Recorded his first interception of the season and one pass defended...Oct. 24, vs. Philadelphia, finished tied for third on the team with six tackles, adding a pass defense and a fumble recovery...Nov. 7, at N.Y. Giants, started and finished second on team with eight tackles (six solo)...Nov. 14, vs. Kansas City, started and finished second on team with ten tackles (four solo)...Nov. 21, vs. Cincinnati, started and tied for team lead with 12 tackles...Nov. 25, at Dallas, started and led team with ten tackles (seven solo)...Dec. 5, vs. Washington, finished with three tackles, including a stop for loss, and a pass defense...Dec. 12, at Kansas City, led the team with ten tackles (four solo)...Dec. 20, at Cleveland, led the team with nine tackles (six solo), including two tackles for loss, before exiting the game early with an injury. **2020** – Started all 13 games in which he appeared during his second season with the Silver and Black. Finished with 79 tackles (57 solo), two interceptions and six passes defended while adding seven special teams tackles...Sept. 13, at Carolina, led all players with a career-high 13 tackles (nine solo) in the contest. His 13 total tackles tied for fourth-most by a Raiders defensive back in a single game and most by a Raiders defensive back since 2014...Sept. 21, vs. New Orleans, recorded four tackles and a pass defended...Sept. 27, at New England, tallied three tackles (two solo), one interception and one pass defended. Recorded his first career interception, picking off QB Cam Newton with 2:08 remaining in the first quarter and returning it 24 yards to the Patriots 14-yard line...Oct. 4, vs. Buffalo, recorded three tackles (two solo) on defense, while registering his first career fumble recovery on special teams...Oct. 11, at Kansas City, finished with five tackles (four solo) and one pass defended...Nov. 8, at L.A. Chargers, finished with seven tackles (five solo) and a pass defense while adding a single-game career-high three special teams stops...Nov. 15, vs. Denver, recorded four tackles on defense, adding one stop on special teams...Nov. 22, vs. Kansas City, tied for a game-high nine tackles (seven solo). Added one stop on special teams...Nov. 29, at Atlanta, tallied six tackles (five solo), one interception and one pass defended. Recorded his second interception of the season, picking off QB Matt Ryan...Dec. 13, vs. Indianapolis, finished with team-leading and game-high 12 tackles (six solo). Also recorded two special teams stops...Dec. 17, vs. L.A. Chargers, declared inactive due to injury...Dec. 26, vs. Miami, recorded five tackles (two solo). Also appeared on special teams...1/3/21, at Denver, posted four tackles (three solo). **2019** – Started in NFL debut in Week 1 vs. Denver, Sept. 9, and recorded five tackles and a pass defended...Placed on the Reserve/Injured List with a shoulder injury, Sept. 11.

**COLLEGE** – Two-year letterman at Mississippi State (2017-18), who also attended Jones County Junior College in 2016 and started his collegiate career with Georgia in 2015...In his two years with Mississippi State, appeared in 26 contests and made 18 starts, compiling 170 tackles, including 14 for loss, five sacks, two interceptions, 10 passes defended, three forced fumbles and one fumble recovery...As senior, played in 13 contests with 11 starts and earned six All-American honors including The Athletic (second-team), *Sports Illustrated* (Second Team), *AP* (third-team), CBS Sports (second-team), AFCA (second-team) and Phil Steele (third-team). Also recognized as first-team All-SEC by *AP* after logging 99 tackles, three sacks, two interceptions, five passes defended, one forced fumble and one fumble recovery. Led the SEC and finished third in the nation among safeties with 16 quarterback pressures, according to Pro Football Focus...99 stops were tops among SEC DBs. When targeted, posted a 43.6 passer rating, the lowest among all SEC safeties, per PFF...In 2017, played in 13 games and made seven starts in first season with Bulldogs. Tallied 71 tackles,

# VETERANS

good for second-most on the team, while adding two sacks, five passes defended and two forced fumbles...In 2016, spent the season at Jones County Junior College, where he was ranked as the No. 1 junior college safety in America and a consensus four-star prospect...In lone season, posted 23 tackles, including 2.5 for loss, with one pass defended and one forced fumble...Spent his freshman year with Georgia in 2015, appearing in 10 games and with four starts, collecting 25 stops, including 1.5 for loss...Graduated with a degree in interdisciplinary studies.

**PERSONAL** – Attended East Marion (Columbia, Miss.) HS...Was a three-star prospect by ESPN.com, Scout.com and 247Sports and rated the No. 14 overall prospect in the state of Mississippi...As a senior, was named MAC Defensive Player of the Year and led his school to a 10-5 record and a berth in the 2014 2A Mississippi state semifinal game...Played both quarterback and safety...In his junior season, collected 88 tackles, five interceptions, two forced fumbles and one fumble recovery, while tallying 1,737 passing yards and 21 passing scores in addition to 1,288 rushing yards and 19 touchdowns...A two-sport athlete who was also three-time varsity player in baseball...Holds an annual youth football camp in his hometown...Participated in 2023 Saints Hall of Fame Golf Tournament at Chateau Country Club...Participated in a USO tour to Okinawa, Japan to visit U.S. Service personnel with Ravens LB Roquan Smith.

## JOHNATHAN ABRAM

Year	Team	GP	GS	Tot	TACKLES			Yds	INTERCEPTIONS				FUMBLES			
					Solo	Asst	Sk		No	Yds	Lg	TD	PD	FF	FR	Yds
2019	Oakland	1	1	5	1	4	0.0	0.0	0	0	0	1	0	0	0	
2020	Las Vegas	13	13	79	57	22	0.0	0.0	2	29	24	0	6	0	0	
2021	Las Vegas	14	14	114	63	51	0.0	0.0	1	6	6	0	4	0	1	
2022	LV-GB-Sea.	15	8	58	41	17	0.0	0.0	0	0	0	0	3	0	0	
<b>NFL Totals</b>		<b>43</b>	<b>36</b>	<b>256</b>	<b>162</b>	<b>94</b>	<b>0.0</b>	<b>0.0</b>	<b>3</b>	<b>35</b>	<b>24</b>	<b>0</b>	<b>14</b>	<b>0</b>	<b>1</b>	<b>0</b>

**ADDITIONAL STATISTICS:** Special Teams Tackles — (2020, 7); (2021, 2); (2022, 2) Total: 11; Special Teams Fumble Recoveries — (2020, 1) Total: 1.

**CAREER HIGHS:** Tackles — 13, at Carolina (9/13/20); Solo Tackles — 9 (2x), last at L.A. Chargers (9/11/22); Sacks — 0; Passes Defended — 1 (14x), last vs. N.Y. Jets (1/1/23); Forced Fumbles — 0; Fumble Recoveries — 1, vs. Philadelphia, (10/24/21); Special Teams Tackles — 3, at L.A. Chargers (11/8/20).



**PAULSON ADEBO**

**29  
CB**

**HEIGHT: 6-1 • WEIGHT: 198**

**COLLEGE: STANFORD**

**JOINED SAINTS: D3-21**

**NFL EXPERIENCE: 3**

**BORN: 1/3/99**

**NFL CAREER** – Originally a third round draft pick out of Stanford in 2021, Paulson Adebo has started all but one game he's appeared in for the Black and Gold over the past two seasons. Overall, the Mansfield, Texas native has appeared in 30 games with 29 starts, recording 123 tackles (105 solo) with 15 passes defended, three



interceptions and three special teams stops. After missing the first two games of 2022 with an ankle injury, Adebo returned to produce another solid campaign, appearing in 13 games with 12 starts and posting 60 tackles (51 solo) and seven pass breakups as New Orleans ranked second in the NFL in pass defense. The third-year pro will look to continue improving as a member of one of the league's top defensive back units.

**CAREER TRANSACTIONS** – Signed to a four-year contract, 6/8/21; Originally selected in the third round (76th overall) of the 2021 NFL Draft.

**2022** – Appeared in 13 games with 12 starts and posted 60 tackles (51 solo) and seven pass breakups, as Saints ranked second in NFL in pass defense...Inactive for first two contests (ankle)...At Carolina, Sept. 25, registered one tackle...Vs. Minnesota, Oct. 2, started and recorded career-high eight solo tackles with a pass defense... Vs. Seattle, Oct. 9, started and recorded team-high and career-best tying eight tackles (six solo) and a pass defense...At Arizona, Oct. 20, inactive (knee)...Vs. Las Vegas Oct. 30, started at left cornerback and also played on special teams. Recorded eight tackles (six solo) to tie a career-high and a pass defense, as New Orleans shut-out Raiders 24-0. Included in the defensive tackle total was a stop for a three-yard loss on a fake punt attempt...Vs. Baltimore, Nov. 7, started and recorded three solo tackles...Vs. L.A. Rams, Nov. 20, started at left cornerback and recorded five solo tackles, including one stop for loss as New Orleans surrendered only 188 net yards passing...At San Francisco, Nov. 27 started at left cornerback and recorded six tackles (two solo) as well as a team-high and career-high tying two passes defended... At Tampa Bay, Dec. 5, started at left cornerback and registered three solo tackles... Vs. Atlanta, Dec. 18, started at left cornerback and registered one solo tackle...At Cleveland, Dec. 24, started at left cornerback and posted two tackles (one solo), as New Orleans surrendered only 135 net passing yards...At Philadelphia 1/1/23, started at left cornerback and recorded six solo tackles and one pass defense...Vs. Carolina 1/8/23, declared inactive (hamstring). **2021** – Started all 17 games and finished with 63 tackles (54 solo), three interceptions to tie for team lead with 50 yards in returns, eight passes defended and three special teams stops...Became only fifth Saints rookie to have at least three interceptions in his rookie campaign, joining CB Robert Massey (1989), S Sammy Knight (1997), CB Marshon Lattimore (2017) and S Marcus Williams (2017)...In opener vs. Green Bay, Sept. 12, finished with three tackles (two solo) and became the first Saint to record an interception in his NFL debut since LB James Allen in 2002...Recorded seven tackles (career-high six solo) at Carolina, Sept. 19...Recorded four solo tackles, a pick and a pass defense at Washington, Oct. 10...Recorded four tackles (three solo), a stop for loss and a pass defense in a 13-10 Monday Night Football win at Seattle, Oct. 25, when the defense surrendered only 129 net passing yards...Recorded five solo tackles, a pass defense and a special teams stop as the defense surrendered only 178 net passing yards at N.Y. Jets, Dec. 19...Finished with three tackles (two solo) and a pass defense in 9-0 Sunday Night Football win at Tampa Bay, Dec. 19...Recorded five solo tackles, a stop for loss and a pass defense as New Orleans surrendered season-low 90 net passing yards vs. Carolina, 1/2/22...Finished with five tackles (three solo), defended two passes and recorded his third interception of season at Atlanta, 1/9/22.

**COLLEGE** – Adebo finished his college career playing in 22 games with 21 starts for Stanford and recording 97 tackles, 34 passes defended and eight interceptions, earning All-Pac-12 honors in both 2018 and 2019...Opted out of 2020 season...All-Pac-12 first team selection (conference coaches) and AP second-team selection in

# VETERANS

2019. Played in and started each of the first nine games before being sidelined by a season-ending injury and totaled 33 tackles, 10 pass breakups and four interceptions. Led Pac-12 Conference in passes defended per game and interceptions per game. Third nationally in passes defended per game and eighth in interceptions per game... Matched his career high with four pass breakups and added five tackles vs. No. 15 Washington to be named Pac-12 Defensive Player of the Week...Recorded two interceptions, his second career two-pick game, vs. Arizona, when he was named Pac-12 Defensive Player of the Week and Jim Thorpe Award National Player of the Week.... FWAA All-America second-team, All-Pac-12 first-team and Pacific Takes Pac-12 All-Freshman selection as he played in 13 games and started 12 in 2018. No. 1 in the nation with 24 passes defended (20 breakups and four interceptions). Led team and finished third in the Pac-12 (16th in the nation) with four picks. Ranked third on team with 64 tackles (44 solo), including 3.5 stops for loss...Recorded six solo tackles and four passes defended, including three in overtime, at No. 20 Oregon, Sept. 22...Finished with three solo tackles, one interception and three passes defended in victory at Arizona State, Oct. 18...Finished with four solo tackles and one interception in win at UCLA, Nov. 24...Recorded three tackles (two solo), two interceptions and three pass breakups in win at Cal, Dec. 1...Did not see action in 2017...Majored in product design.

**PERSONAL** – Prepped at Mansfield (Texas) HS...Four-star recruit was ranked nation's 58th-best recruit and ninth-best wideout by ESPN...Ranked nation's seventh-best athlete by Scout and 20th by Rivals...Ranked nation's 18th-best CB by 247Sports, Texas' 12th-best recruit by ESPN, 16th by 247Sports, 22nd by Scout.com, 30th by Rivals and 32nd by PrepStar...2017 Under Armour All-America...2016 6A AP All-State honorable mention...2015 6A Texas Sports Writers Association All-State honorable mention selection...Two-time (2015-16) *Dallas Morning News* All-Area first-team defense selection...Made 53 tackles, seven passes defended, three interceptions (one touchdown return) as senior. Added 25 catches for 494 yards and two touchdowns and 14 carries for 151 yards and a score...Finished with 75 tackles, 12 passes defended, five interceptions (two returned for touchdowns) as a junior in 2015. Added 41 catches for 730 yards (17.8 avg.) and 11 touchdowns and 11 carries for 94 yards...Competed in both track and basketball...Academic All-State second-team selection...Full name is Saiid Paulson Adebo...Born in Farmington, Mich... Older brother, Mouf, played football at Sam Houston State...First language at home is French, the native tongue of his mother, Pauline Domingo, who emigrated from the West African nation of Benin and teaches it at the University of Texas-Arlington...In April, participated in the league's "NFL Africa" camp.

## PAULSON ADEBO

Year	Team	GP	GS	TACKLES				Yds	INTERCEPTIONS				FUMBLES			
				Tot	Solo	Asst	Sk		No	Yds	Lg	TD	PD	FF	FR	Yds
2021	New Orleans	17	17	63	54	9	0.0	0.0	3	50	33	0	8	0	0	0
2022	New Orleans	13	12	60	51	9	0.0	0.0	0	0	0	7	0	0	0	
<b>NFL Totals</b>		<b>30</b>	<b>29</b>	<b>123</b>	<b>105</b>	<b>18</b>	<b>0.0</b>	<b>0.0</b>	<b>3</b>	<b>50</b>	<b>33</b>	<b>0</b>	<b>15</b>	<b>0</b>	<b>0</b>	<b>0</b>

**ADDITIONAL STATISTICS:** Special Teams Tackles — (2021, 3) Total: 3.

**CAREER HIGHS:** Tackles — 8 (2x), last vs. Las Vegas (10/30/22); Solo Tackles — 8, vs. Minnesota (London) (10/2/22); Sacks — 0; Interceptions — 1 (3x), last at Atlanta (1/9/22); Passes Defended — 2 (2x), last at San Francisco (11/27/22); Forced Fumbles — 0; Fumble Recoveries — 0; Special Teams Tackles — 1 (3x), last vs. Miami (12/27/21).





## UGO AMADI

# 50

HEIGHT: 5-9 • WEIGHT: 201  
 COLLEGE: OREGON  
 JOINED SAINTS: FA-23  
 NFL EXPERIENCE: 5  
 BORN: 5/16/97

**NFL CAREER** – Fifth-year defensive back spent his first three NFL seasons with the Seattle Seahawks, where he appeared in 50 regular season games with 11 starts and in three postseason contests. He split the 2022 season between the Tennessee Titans and Kansas City Chiefs, playing in three games and recording five stops (four solo) and one coverage tackle. Originally selected by Seattle in the fourth round (132nd overall) of the 2019 NFL Draft out of Oregon, the Nashville, Tenn. native has career totals of 112 tackles (92 solo), one interception, 13 passes defended, two forced fumbles, 19 coverage stops and one special teams fumble recovery. He will compete for snaps on defense and special teams in New Orleans.

**CAREER TRANSACTIONS** – Signed by Saints, 3/7/23; Elevated from practice squad to active roster by Chiefs (standard), 11/12/22; Signed by Chiefs to practice squad, 11/3/22; Waived by Titans, 10/31/22; Acquired by Titans from Eagles in exchange for future considerations, 8/24/22; Acquired by Eagles from Seahawks in exchange for WR J.J. Arcega-Whiteside, 8/15/22; Signed by Seahawks to a four-year contract, 5/6/19; Selected by Seattle in the fourth round (132nd overall) of the 2019 NFL Draft.

**2022** – Played in two games for the Titans and recorded five tackles (four solo) in contest vs. N.Y. Giants, Sept. 11...Joining the Chiefs practice squad at midseason, for whom he was a member of the remainder of their Super Bowl LVII Championship season, Amadi was active for the team's victory at Jacksonville on Nov. 13, contributing one coverage stop. **2021** – Started seven of 17 games played for the Seattle Seahawks and recorded a career-high 51 tackles (39 solo) and posted his first-career interception to go with three coverage stops...Recorded two solo tackles and a forced fumble vs. New Orleans, Oct. 25...Started at NCB vs. Jacksonville, Oct. 31 and finished with a career-high nine tackles (career-best eight solo) and a pass defense...Had first career interception to go with two tackles (one solo) and one pass defense vs. Detroit, 1/2/22. **2020** – Saw the most playing time of his career, primarily at nickel for Seattle. Started four of 14 games played and recorded 49 tackles and finished fifth on the team with seven passes defended to go with five special teams stops. **2019** – Played in 16 games or Seattle as a rookie, primarily on special teams, but took over nickel duty late in season...Posted three tackles (two solo) and a team-best ten coverage tackles (eight solo), where he was selected as club's Special Teams MVP...Recorded two tackles (one solo) and career-high two special teams stops vs. Arizona, Dec. 22...Recovered a muffed punt in the fourth quarter at L.A. Rams, Dec. 8.

**COLLEGE** – Played in all 51 of Oregon's games from 2015-18...Scored four touchdowns over his final two seasons with three coming on interception returns for

# VETERANS

touchdowns...First FBS player with two pick-6s and a punt return for a touchdown in the same season (2018) since 2015 and first Pac-12 player to accomplish the feat since 2007...Only player in the Pac-12 and one of just 11 FBS players with three interceptions and three forced fumbles in 2017...Was AP Pac-12 coaches All-Conference honorable mention...Started all 13 games as a senior as the Lombardi Award winner, as the top FCS player regardless of position based on performance and leadership as well as character and resiliency, when he finished with 55 tackles, including 5.0 for loss and 1.5 sacks. Turned two of three interceptions into TDs. Totaled 223 yards and one TD on 14 punt returns...Shared Oregon's 2018 team MVP with QB Justin Herbert...As junior, the only Pac-12 player and just one of 11 FBS players with three interceptions and three forced fumbles in 2017, adding 43 tackles, including 2.5 for loss and 1.5 sacks...Graduated with a degree in business.

**PERSONAL** – Accounted for 15 TDs for John Overton (Nashville, Tenn.) HS, which finished 2014 advancing to 6a playoffs...Credited with 25 tackles and two interceptions senior year in addition to breaking up five passes and returning three punts and a kickoff for touchdowns...Tallied 49 tackles, five interceptions and nine pass defensed as a junior in 2012 to earn a spot on the Tennessean's Dandy Dozen... In June, hosted a youth football camp at Overton through his "Hear What You Don't Know" foundation...Ugochukwu (pronounced oo-go-choo-koo) Amadi, was born in Nashville, Tenn. on May 16, 1997.

## UGO AMADI

Year	Team	GP	GS	Tot	TACKLES			Yds	INTERCEPTIONS				FUMBLES				
					Solo	Asst	Sk		No	Yds	Lg	TD	PD	FF	FR	Yds	
2019	Seattle	16	0	7	5	2	0.0	0.0	0	0	0	0	0	0	0	0	0
2020	Seattle	14	4	49	44	5	0.0	0.0	0	0	0	0	7	1	0	0	0
2021	Seattle	17	7	51	39	12	0.0	0.0	1	12	12	0	6	1	0	0	0
2022	Tenn-KC	3	0	5	4	1	0.0	0.0	0	0	0	0	0	0	0	0	0
<b>NFL Totals</b>		<b>50</b>	<b>11</b>	<b>112</b>	<b>92</b>	<b>20</b>	<b>0.0</b>	<b>0.0</b>	<b>1</b>	<b>12</b>	<b>12</b>	<b>0</b>	<b>13</b>	<b>2</b>	<b>0</b>	<b>0</b>	<b>0</b>

**ADDITIONAL STATISTICS:** Special Teams Tackles — (2019, 10); (2020, 5); (2021, 3); (2022, 1) Total: 19; Special Teams Fumble Recoveries — (2019, 1) Total: 1.


**CAREER HIGHS:** Tackles — 9, vs. Jacksonville (10/31/21); Solo Tackles — 8 (2x), last vs. Jacksonville (10/31/21); Sacks — 0; Interceptions — 1, vs. Detroit (1/2/22); Passes Defensed — 2 (4x), last at Houston (12/12/21); Forced Fumbles — 1 (2x), last vs. New Orleans (10/25/21); Fumble Recoveries — 0; Special Teams Tackles — 2, vs. Arizona (12/22/19).

### POSTSEASON

Year	Team	GP	GS	Tot	TACKLES			Yds	INTERCEPTIONS				FUMBLES				
					Solo	Asst	Sk		No	Yds	Lg	TD	PD	FF	FR	Yds	
2019	Seattle	2	0	3	2	1	0.0	0.0	0	0	0	0	0	0	0	0	0
2020	Seattle	1	0	0	0	0	0.0	0.0	0	0	0	0	0	0	0	0	0
<b>NFL totals</b>		<b>3</b>	<b>0</b>	<b>3</b>	<b>2</b>	<b>1</b>	<b>0.0</b>	<b>0.0</b>	<b>0</b>	<b>0</b>	<b>0</b>	<b>0</b>	<b>0</b>	<b>0</b>	<b>0</b>	<b>0</b>	<b>0</b>

**ADDITIONAL STATISTICS:** Special Teams Tackles — (2019, 1) Total: 1.

**POSTSEASON CAREER HIGHS:** Tackles — 2, at Philadelphia (1/5/20); Solo Tackles — 1 (2x), last at Green Bay (1/12/20); Special Teams Tackles — 1, at Philadelphia (1/5/20).



## ZACK BAUN

## 53 LB

HEIGHT: 6-3 • WEIGHT: 225

COLLEGE: WISCONSIN

JOINED SAINTS: D3A-20

NFL EXPERIENCE: 4

BORN: 12/30/96

**NFL CAREER** – An athletic, sideline to sideline linebacker, possessing the combination of pass rush skills and the ability to drop in coverage, Baun enters his fourth season with the Saints. After a stellar college career at Wisconsin, Baun’s played in 45 games with eight starts at both outside linebacker positions and has posted 38 tackles (2 solo) with 20 coverage stops.

**CAREER TRANSACTIONS** – Placed on Injured Reserve, 12/17/22; Signed to a four-year contract, 7/27/20; Selected in the third round (74th overall) of the 2020 NFL Draft.

**2022** – Appeared in 13 games with one start at LB, posting eight tackles (six solo) and tied career-high with eight special teams stops...At Atlanta, Sept. 11, registered a special teams tackle...Vs. Tampa Bay, Sept. 18, registered a special teams tackle... At Carolina, Sept. 25, played on special teams and registered an assisted tackle...Vs. Cincinnati, Oct. 16, played on special teams and recorded two tackles (one solo) to tie a career-high...Vs. Las Vegas, Oct. 30, played on special teams and registered a solo tackle...Vs. Baltimore, Nov. 7, played on defense and special teams and recorded two tackles (one solo)...At Pittsburgh, Nov. 13, saw action on defense and special teams, registering two tackles (one solo) and one coverage stop...Vs. L.A. Rams, Nov. 20, saw action on defense and special teams and registered one solo coverage stop... At San Francisco, Nov. 27, received first start of the season and played on special teams, recording four solo tackles, including a stop for loss and one quarterback hit...At Tampa Bay, Dec. 5, saw action on defense and special teams and had one quarterback hit before leaving in second quarter (ankle). Placed on Injured Reserve, Dec. 17. **2021** – Played in all 17 games with four starts and recorded 22 tackles (16 solo) and eight special teams stops...Recorded team-high five solo tackles in 38-3 win vs. Green Bay, played in Jacksonville due to Hurricane Ida, Sept. 12... Started at WLB at Carolina and recorded a career-high seven tackles (three solo) and recovered a blocked field goal...Recorded a quarterback hit and a special teams stop at New England, Sept. 26...Recorded a career-high two special teams tackles (one solo) in Monday night win at Seattle, Oct. 25...Recorded a defensive tackle and tied a career-high with two special teams stops on Thanksgiving night vs. Buffalo, Nov. 25...Started at SLB and played on special teams vs. Dallas, Dec. 2, recording two solo tackles...Started at SLB and played on special teams at N.Y. Jets, Dec. 12... Started at SLB and played on special teams vs. Miami, Dec. 27 and tied career-high with seven tackles (career-high six solo), a quarterback hit and one coverage stop. **2020** – Played in 15 regular season games with three starts at SLB, posting eight tackles (three solo) and four special teams stops...At Las Vegas, Sept. 21, played on special teams in his National Football League debut...At Detroit, Oct. 4,

# VETERANS

played on special teams and recorded first career stop...Vs. L.A. Chargers, Oct. 12, made first career start and finished with two tackles (one solo) and a special teams stop...Vs. Carolina, Oct. 25, started at SLB and recorded one solo tackle...Vs. San Francisco, Nov. 15, played on defense and special teams, recording a coverage stop...At Atlanta, Dec. 6, played on defense and special teams and finished with two assisted coverage stops...Vs. Kansas City, Dec. 20, played on both defense and special teams, recording one assisted tackle...At Carolina, 1/3/21, started at SLB and finished with two tackles (one solo)...In NFC Wild Card Playoff vs. Chicago, 1/10/21, played on defense and special teams...In NFC Divisional playoff vs. Tampa Bay, 1/17/21, played on defense and special teams, recording the first two postseason tackles of his career (one solo) and one coverage stop.

**COLLEGE** – Played in 39 games with 27 starts at Wisconsin, all of the starts which took place in his final two seasons, recording 154 tackles, 30.5 stops for loss, 15 sacks, two interceptions and three forced fumbles...Enjoyed a breakout redshirt senior campaign in 2019, when he was the first consensus (FWAA, Walter Camp) first-team All-American linebacker in Badgers history, when he started all 14 games and ranked second in the Big Ten in tackles for loss (19.5) and sacks (12.5)... Graduated with retailing and consumer behavior degree.

**PERSONAL** – Was a consensus three-star recruit at Brown Deer (Wis.) Middle/High School...Scout.com's No. 2 OLB in Wisconsin and No. 54 in country and rated ESPN's No. 4 overall recruit in state...Passed for 3,061 yards and 27 touchdowns, adding 3,923 yards and 67 TDs rushing...Scored 94 career TDs in 22 games...State Offensive Player of the Year by Wisconsin Football Coaches Association (WFCA) as senior...First-team All-State QB by WFCA and

second-team All-State...2014 Dave Krieg Award winner (state's most outstanding senior QB)...Woodland Conference East Division Offensive Player of the Year and first-team All-Conference...Dual-threat QB, averaged 167.0 rushing yards per game and 9.7 yards per carry as a senior, finishing with 1,837 rushing yards and state-leading 39 TDs...Completed 54.9 percent of his passes for 1,936 yards and 20 TDs... As a junior, honorable mention All-State and first-team All-Woodland Conference at QB...Rushed for 2,086 yards and 28 TDs, averaging 189.6 yards per game... Threw for 1,125 yards and seven TDs...Two-time team MVP and captain...Lettered in basketball, leading team to Wisconsin Division Three state title as a junior (2013-14)...Lettered in track, placing four times at Division Two state meet...Finished fifth in 100 meters and eighth in 200 meters as a junior...Finished third in the 100 meters (10.91 in prelims) and fourth in the 4x100 relay as a senior...Injured in the final of the 200 meters after running 21.53 in the prelims...For the league's "My Cause, My Cleats" promotion, wore specially designed cleats to support Special Olympics... Played in the 2023 Saints Hall of Fame Golf Tournament at Chateau Country Club.

## ZACK BAUN

Year	Team	GP	GS	Tot	TACKLES			Yds	INTERCEPTIONS				FUMBLES				
					Solo	Asst	Sk		No	Yds	Lg	TD	PD	FF	FR	Yds	
2020	New Orleans	15	3	8	3	5	0.0	0.0	0	0	0	0	0	0	0	0	0
2021	New Orleans	17	4	22	16	6	0.0	0.0	0	0	0	0	0	0	0	0	0
2022	New Orleans	13	1	8	6	2	0.0	0.0	0	0	0	0	0	0	0	0	0
<b>NFL Totals</b>		<b>45</b>	<b>8</b>	<b>38</b>	<b>25</b>	<b>13</b>	<b>0.0</b>	<b>0.0</b>	<b>0</b>	<b>0</b>	<b>0</b>	<b>0</b>	<b>0</b>	<b>0</b>	<b>0</b>	<b>0</b>	<b>0</b>

ADDITIONAL STATISTICS: Special Teams Tackles — (2020, 4); (2021, 8); (2022, 8) Total: 20.



# VETERANS

## ZACK BAUN

**CAREER HIGHS:** Tackles — 7, at Carolina (9/19/21); Solo Tackles — 5, vs. Green Bay (9/12/21); Sacks — 0; Interceptions — 0; Passes Defensed — 0; Forced Fumbles — 0; Fumble Recoveries — 0; Special Teams Tackles — 2 (2x), vs. Buffalo (11/25/21) and vs. Cincinnati (10/16/22).

### POSTSEASON

FUMBLES		TACKLES							INTERCEPTIONS							
Year	Team	GP	GS	Tot	Solo	Asst	Sk	Yds	No	Yds	Lg	TD	PD	FF	FR	Yds
2020	New Orleans	2	0	2	1	1	0.0	0.0	0	0	0	0	0	0	0	0
<b>NFL totals</b>		<b>2</b>	<b>0</b>	<b>2</b>	<b>1</b>	<b>1</b>	<b>0.0</b>	<b>0.0</b>	<b>0</b>	<b>0</b>	<b>0</b>	<b>0</b>	<b>0</b>	<b>0</b>	<b>0</b>	<b>0</b>

**ADDITIONAL STATISTICS:** Special Teams Tackles — (2020, 1) Total: 1.

**POSTSEASON CAREER HIGHS:** Tackles — 2, vs. Tampa Bay (1/17/21); Solo Tackles — 1, vs. Tampa Bay (1/17/21); Special Teams Tackles — 1, vs. Tampa Bay (1/17/21).



# ENO BENJAMIN

# 26 RB

**HEIGHT: 5-9 • WEIGHT: 207**  
**COLLEGE: ARIZONA STATE**  
**JOINED SAINTS: WAI-22 (HOU)**  
**NFL EXPERIENCE: 4**  
**BORN: 4/13/99**

**NFL CAREER** – A standout running back at Arizona State who broke multiple records during his three-year campaign as a Sun Devil, Eno Benjamin has rushed 111 times for 431 yards and three touchdowns, caught 31 receptions for 235 yards, returned 15 kickoffs for 342 yards (22.8 avg.) and added two special teams stops. After spending the 2022 season with the Arizona Cardinals, Houston Texans and Saints, Benjamin looks to master the Saints offense in the offseason and preseason and compete for snaps at tailback.

**TRANSACTIONS** – Acquired off waivers by New Orleans, 12/14/22; Waived by Houston, 12/13/22; Acquired off waivers by the Houston Texans, 11/15/22; Waived by Arizona, 11/14/22; Signed to a four-year contract by Arizona, 7/22/2020; Drafted by the Arizona Cardinals in the seventh round (222nd overall) of the 2020 NFL Draft.

**2022** – Played in 15 games with three starts for the Cardinals, Texans and Saints. Finished with 77 carries for 313 yards and two touchdowns, 25 receptions for 193 yards and added one special teams stop...In season opener vs. Kansas City, Sept. 11, rushed four times for 28 yards, caught three receptions for a career-high 33 yards including a career-long 22 yard reception and returned two kickoffs for 68 yards, including a 44-yard runback...At Carolina, Oct. 2, carried five times for 36 yards, caught one pass for a nine-yard gain and made a special teams tackle...At Seattle, Oct. 16, recorded his first career start, carrying a career-high 15 times for 37 yards and adding three receptions for 28 yards...Vs. New Orleans, Oct. 20, started and rushed 12 times for a career-high 92 yards, including a career-long 45-yard rush, and



one touchdown. Also added a career-high tying four receptions for 21 yards. **2021** – Saw action in nine games for Cardinals, totaling 118 rushing yards on 34 carries including his first career touchdown and added 42 receiving yards on six catches and one special teams tackle on coverage units...Inactive Weeks One-Four, Six, Eight and 14...Dressed, but did not play in Game 15...Recorded a special teams tackle in his NFL debut vs. San Francisco, Oct. 10...Registered the first offensive touches of career with two rushes for seven yards vs. Houston, Oct. 24...Tallied first career TD and totaled 39 yards on nine carries for an offense that put up 400+ yards and 30+ points for an NFL-best fifth time through Week 9 at San Francisco, Nov. 7...Recorded 15 yards on six rushing attempts and registered his first career reception for five yards at Seattle, Nov. 21...In best performance of the season, garnered 31 rushing yards on seven attempts and caught four passes for 25 yards vs. Seattle, 1/9/22...Tallied 26 yards on two receptions out of the backfield and added eight rushing yards in his playoff debut at L.A. Rams, 1/17/22. **2020** – Did not see game action as a rookie.

**COLLEGE** – Played in 35 games with 25 starts in three seasons from 2017-19 at Arizona State, totaling 2,867 rushing yards and 27 TDs while adding 82 receptions for 625 yards and four TDs...His 2,867 career rushing yards rank seventh on the school's all-time rushing list upon his finishing his college career...Also added 119 yards on six kickoff returns and returned a blocked punt nine yards for a TD...Became the 20th Sun Devil in program history to reach 2,000 career rushing yards and just the fifth three-year player to do so...Also joined the 3,000 all-purpose yards club at ASU... Had 15 career games with 100+ rushing yards (fourth in program history), 18 career games with 100+ all-purpose yards and 18 games with at least one TD...Named an offensive team captain as a junior and rushed for 1,083 yards and 10 TDs on 253 carries (4.3 avg.) in 12 games started/played in 2019...Added a career-high 42 receptions for a career-high 347 yards and two touchdowns...Ranked fourth in the Pac-12 with 10 rushing TDs, fifth with 12 total TDs and fourth with 119.2 all-purpose yards per game...In a record-breaking sophomore campaign, earned third-team All-American honors (*AP*) and first-team All-Pac-12 recognition after rushing for a school single-season record 1,642 yards and 16 TDs on a school-record 300 attempts (5.5 avg.) in 2018...Added 35 receptions for 263 yards and two TDs...Surpassed the previous school single-season rushing record of 1,565 yards set by Woody Green in 1972... His nine games with 100+ rushing yards also set a new ASU single-season record... His rushing yards and rushing TDs led the Pac-12 while his rushing total ranked fifth nationally...First Arizona State running back to finish in the top-10 nationally in single-season rushing yards...146.5 all-purpose yards per game ranked ninth nationally and second in the Pac-12. Took home the Wilford "Whizzer" White Outstanding Running Back Award and Frank Kush Team Most Valuable Player honors...Appeared in 10 games as a reserve RB and kickoff return specialist as a true freshman.

**PERSONAL** – Attended Wylie (Texas) East HS...High School All-American who totaled 7,546 rushing yards and scored 111 total TDs...Ranked as No. 71 overall prospect, No. 5 RB prospect in the country and No. 9 prospect in Texas by Rivals.com...Selected to play on the West roster in the Army All-American Bowl following a senior year (2016) in which he was named 5A State Offensive Player of the Year... Rushed for 2,604 yards and 32 TDs in final season...Had 2,652 rushing yards to go with 232 receiving yards and 43 total TDs in a first-team All-State campaign as a junior in 2015...Tallied 1,724 rushing yards and 25 rushing TDs as sophomore in first season as featured back.



## ENO BENJAMIN

Year	Team	GP	RUSHING					RECEIVING					
			GS	Att	Yds	Avg	Lg	TD	No	Yds	Avg	Lg	TD
2020	Arizona	0	0	0	0	-	-	0	0	-	-	0	
2021	Arizona	9	0	34	118	3.5	21t	1	6	42	7.0	12	0
2022	Ari.-Hou.-NO	15	3	77	313	4.1	45	2	25	193	7.7	22	0
<b>NFL Totals</b>		<b>24</b>	<b>3</b>	<b>111</b>	<b>431</b>	<b>3.9</b>	<b>45</b>	<b>3</b>	<b>31</b>	<b>235</b>	<b>7.6</b>	<b>22</b>	<b>0</b>
<b>Saints Totals</b>		<b>3</b>	<b>0</b>	<b>4</b>	<b>13</b>	<b>3.3</b>	<b>8</b>	<b>0</b>	<b>1</b>	<b>9</b>	<b>9.0</b>	<b>9</b>	<b>0</b>

Year	Team	KICKOFF RETURNS					PUNT RETURNS					
		No	Yds	Avg	Lg	TD	No	FC	Yds	Avg	Lg	TD
2020	Arizona	0	0	-	-	0	0	0	0	-	-	0
2021	Arizona	7	162	23.1	29	0	0	0	0	-	-	0
2022	Arizona	8	180	22.5	44	0	0	0	0	-	-	0
<b>NFL Totals</b>		<b>15</b>	<b>342</b>	<b>22.8</b>	<b>44</b>	<b>0</b>	<b>0</b>	<b>0</b>	<b>0</b>	<b>-</b>	<b>-</b>	<b>0</b>

**ADDITIONAL STATISTICS:** Special Teams Tackles — (2021, 1); (2022, 1) Total: 2.

**CAREER HIGHS:** Rushes — 15, at Seattle (10/16/22); Rushing Yards — 92, vs. New Orleans (10/20/22); Long Rush — 45, vs. New Orleans (10/20/22); Rushing TDs — 1 (3x), last vs. New Orleans (10/20/22); Receptions — 4 (3x), last at Minnesota (10/30/22); Receiving Yards — 33, vs. Kansas City (9/11/22); Long Reception — 22, vs. Kansas City (9/11/22); Total Yards From Scrimmage — 123, vs. New Orleans (10/20/22); Kickoff Returns — 3, at San Francisco (11/7/21); Kickoff Return Yards — 68, vs. Kansas City (9/11/22); Long Kickoff Return — 44, vs. Kansas City (9/11/22); All Purpose Yards — 128, vs. Kansas City (9/11/22).

### POSTSEASON

Year	Team	GP	RUSHING					RECEIVING					
			GS	Att	Yds	Avg	Lg	TD	No	Yds	Avg	Lg	TD
2021	Arizona	1	0	4	8	2.0	5	0	2	26	13.0	13	0
<b>NFL Totals</b>		<b>1</b>	<b>0</b>	<b>4</b>	<b>8</b>	<b>2.0</b>	<b>5</b>	<b>0</b>	<b>2</b>	<b>26</b>	<b>13.0</b>	<b>13</b>	<b>0</b>

**CAREER HIGHS:** Rushes — 4, vs. at Los Angeles Rams (1/17/22); Rushing Yards — 8, at Los Angeles Rams (1/17/22); Long Rush — 5, at Los Angeles Rams (1/17/22); Rushing TDs — 0; Receptions — 2, at Los Angeles Rams (1/17/22); Receiving Yards — 26, at Los Angeles Rams (1/17/22); Long Reception — 13, at Los Angeles Rams (1/17/22); Total Yards From Scrimmage — 34, at Los Angeles Rams (1/17/22).



## LYNN BOWDEN JR. WR 84

**HEIGHT: 6-1 • WEIGHT: 204**

**COLLEGE: KENTUCKY**

**JOINED SAINTS: FA-23**

**NFL EXPERIENCE: 3**

**BORN: 10/14/97**

**NFL CAREER** — After appearing in one game for the New England Patriots in 2022, Lynn Bowden Jr. signed as a free agent with the New Orleans Saints after participating in the team's minicamp on a tryout basis. Originally drafted in the third round by Las Vegas in 2020 out of Kentucky, Bowden was traded as a rookie to the Miami Dolphins before the start of the season, where he appeared in 10 games and made four starts in his rookie campaign, finishing the season with 28 receptions for 211 yards along with nine rushing attempts for 32 yards. The former college quarterback also completed one pass on two attempts for 32 yards. After spending the 2021 sea-

son on Injured Reserve, Bowden appeared in one contest for New England in 2022.

**CAREER TRANSACTION** – Signed by New Orleans Saints, 6/15/23; Waived by New England Patriots, 5/10/23; Signed by Patriots to reserve/future contract, 1/30/23; Elevated to Patriots active roster (standard), 11/5/22; Signed by Patriots to the practice squad, 9/1/22; Waived by Miami Dolphins, 8/30/22. Placed on Injured Reserve by Miami, 8/24/21; Reinstated by Miami off Reserve/COVID-19, 11/12/20; Placed by Miami on Reserve/COVID-19, 11/6/20; Traded by the Las Vegas Raiders to the Miami Dolphins in exchange for a 2021 fourth round pick, 9/5/20; Signed by the Raiders to a four-year rookie contract, 7/25/20; Selected by the Las Vegas Raiders in the third round (80th overall) of the 2020 NFL Draft.

**2022** – Spent the season on the Patriots practice squad. Appeared in one game without recording any statistics. **2021** – Spent season on Injured Reserve **2020** – After being traded by the Raiders prior to the start of his rookie season, Bowden appeared in 10 games for the Dolphins, making four starts. In his rookie campaign, finished the season with 28 receptions for 211 yards along with nine rushes for 32 yards. The former quarterback also completed one pass on two attempts for 32 yards. In his final game action of his rookie season, He caught a career-high eight passes for 44 yards at Buffalo, 1/3/21. His first NFL pass completion also came against Buffalo for 32 yards. Also recorded a season-high 11 rushing yards vs. Cincinnati, Dec. 6 and a season-high 82 receiving yards vs. the AFC Champion Kansas City Chiefs, Dec. 13.

**COLLEGE** – Played at the University of Kentucky, where he appeared in all 39 contests with 25 starts...Appeared at QB, WR, RB, and handled return duties during his three-year collegiate career...He finished with career marks of 38-of-79 passing (48.1 pct.) for 495 yards (6.3 avg.) and 3 TDs, 206 carries for 1,530 yards (7.4 avg.) and 13 TDs, 114 receptions for 1,303 yards (11.4 avg.) and six TDs, made 71 kickoff returns for 1,628 yards (22.9 avg.), and returned nine punts for 199 yards (22.1 avg.) and 2 TDs. His 114 career receptions ranked 13th in school history. Additionally, his 1,303 career receiving yards ranked 18th in school history. His 4,660 career all-purpose yards ranked fifth in school history. Became the 10th player in school history to reach 4,000 all-purpose yards and the 38th player in program history to reach 1,000 career rushing yards...As a junior in 2019, was voted a team captain and started all 13 games on offense, finishing 35-of-74 passing (47.3 avg.) and 3 TDs, 185 carries for 1,468 yards (7.9 avg.) and 13 TDs, 30 receptions for 348 yards (11.6 avg.) and one TD, made nine kickoff returns for 220 yards (24.4 avg.); and returned four punts for 53 yards (13.3 avg.). His 1,369 rushing yards in his eight games at QB were a school record for rushing yards in a season by a QB. He also became the only player in FBS to lead his team in both rushing and receiving yards, earning first-team All-American, first-team All-SEC honors and won the Paul Hornung Award for nation's most versatile player. In his sophomore campaign in 2018, he played in all 13 games with 12 starts, finishing 0-of-1 passing, made nine carries for 25 yards, recorded 67 receptions for 745 yards (11.1 avg.) and five TDs, along with 25 kickoff returns for 539 yards (21.6 avg.), and made five punt returns for 146 yards (29.2 avg.) and two TDs. His 67 receptions, 745 receiving yards and five TD receptions led team and set a school record by a sophomore. He earned second-team All-SEC honors and made the All-Citrus Bowl Team for his efforts...As a freshman in 2017, Bowden played in all 13 games, finishing the campaign three-of-four passing for 92 yards, recorded 12 carries for 37 yards (3.1 avg.), 17 receptions for 210 yards (12.4 avg.), and made 37 kickoff returns for 869 yards (23.5 avg.). Earned All-SEC Freshman Team honors for



# VETERANS

his contributions...Majored in community and leadership development


**PERSONAL** – Attended Warren G. Harding (Warren, Ohio) HS, where he played both quarterback and running back. Over career, finished sixth all-time in state of Ohio with 7,387 rushing yards...He finished his senior season in 2016 with 1,366 passing yards and 2,227 rushing yards with 57 total touchdowns. Named the Division II Offensive Player of the Year, the County Player of the Year, and finished as runner up for Ohio's "Mr. Football" honors following senior campaign...Lettered in basketball...Last name is pronounced BO-den.

## LYNN BOWDEN JR

Year	Team	RECEIVING						RUSHING					
		GP	GS	No	Yds	Avg	Lg	TD	Att	Yds	Avg	Lg	TD
2020	Miami	10	4	28	211	7.5	22	0	9	32	3.6	11	0
2021	Miami	INJURED RESERVE											
2022	New England	1	0	0	0	-	22	0	0	0	-	-	0
<b>NFL Totals</b>		<b>11</b>	<b>4</b>	<b>28</b>	<b>211</b>	<b>7.5</b>	<b>22</b>	<b>0</b>	<b>9</b>	<b>32</b>	<b>3.6</b>	<b>11</b>	<b>0</b>

Passing: 1-for-2 for 32 yards in 2020

**CAREER HIGHS:** Receptions — 8, at Buffalo (1/3/21); Receiving Yards — 82, vs. Kansas City (12/13/20); Long Reception — 22, vs. Kansas City (12/13/20).



## DEREK CARR

# 4 QB

**HEIGHT: 6-3 • WEIGHT: 215**  
**COLLEGE: FRESNO STATE**  
**JOINED SAINTS: FA-23**  
**NFL EXPERIENCE: 10**  
**BORN: 3/28/91**

**NFL CAREER** – On March 6, the New Orleans Saints agreed to terms with QB Derek Carr on a four-year contract to solidify the team's quarterback position. He spent the first nine seasons of his NFL career with the Oakland/Las Vegas Raiders. Originally selected in the second round (36th overall) of the 2014 NFL Draft by the Raiders out of Fresno State, the Bakersfield, Calif. native has started all 142 career regular season games he's played in, completing 3,201-of-4,958 passes (64.6 percent) for 35,222 yards with 217 touchdown passes, 99 interceptions and a 91.8 passer rating, while adding 845 rushing yards and six touchdowns. From 2014-22 as a member of the Raiders, Carr was selected to four Pro Bowl Games (2015-17, 2022) and set numerous team passing records including the franchise's career passing yardage and touchdown pass marks and single-season mark in passing yards (4,804 in 2021), as the only signal-caller in the team's history with multiple seasons reaching the 4,000 yard mark. He also holds franchise records from his Raiders tenure for multiple-touchdown pass games (69), contests with a passer rating of at least 100.0 (47) and 300-yard passing performances (33). Since entering the league in 2014, Carr ranks fourth in the NFL in passing yardage, seventh in passing touchdowns and



PLAYERS

his 3,201 completions through his first nine campaigns rank second in NFL history. He became the third quarterback in history to pass for 3,000-plus yards in each of his first nine seasons, joining Pro Football Hall of Fame signal-caller Peyton Manning and Russell Wilson. He is just the fourth player in NFL history to reach 35,000 passing yards in his first nine seasons. He has completed 275 passes of 25+ yards since he entered the league in 2014, the fifth-most in the NFL over that span. His 142 starts are tied with Tom Brady for the most by a quarterback since 2014.

**CAREER TRANSACTIONS** – Agreed to terms with New Orleans Saints on a four-year contract, 3/6/23; Released by Las Vegas Raiders, 2/14/23; Signed by Las Vegas to a three-year contract extension, 4/13/22; Signed by Raiders to a five-year contract extension, 6/22/17; Signed by Raiders to a four-year contract, 5/21/14; Selected by the Oakland Raiders in the second round (36nd overall) of 2014 NFL Draft.

**HONORS – 2022:** Pro Bowl Games; **2021:** AFC Offensive Player of the Month (September); **2017:** Pro Bowl; Ed Block Courage Award (Raiders team recipient); **2016:** Pro Bowl; Castrol Edge Clutch Performer of the Year; AFC Offensive Player of the Week (Week 8); FedEx Air Player of the Week (Weeks 1, 4, 8 and 12); Castrol Edge Clutch Performer of the Week (Weeks 1, 8); **2015:** Pro Bowl Castrol Edge Clutch Performer of the Week (Weeks 2, 12); **2014:** *Sports Illustrated* All-Rookie; Pepsi NFL Rookie of the Week (Week 14).

**2022** – Started the first 15 games and completed 305-of-502 attempts for 3,522 yards with 24 touchdown passes for an 86.3 passer rating in his final season with the Las Vegas Raiders. Voted by his teammates as a team captain and named to the 2023 Pro Bowl Games, his fourth career selection...Sept. 11, at L.A. Chargers, completed 22-of-37 passes for 295 yards, two touchdowns and three interceptions in season opener...Sept. 18, vs. Arizona, completed 25-of-39 attempts (64.1%) for 252 yards and two TDs for a 99.5 passer rating...Sept. 25, at Tennessee, completed 26-of-44 passes for 303 yards with two TDs and one interception...Oct. 2, vs. Denver, completed 21-of-34 passes for 188 yards and rushed for 40 yards (5.7 avg.) on seven attempts, including a career-high five rushing first downs to lead the Raiders to their first win of the season...Oct. 10, at Kansas City, completed 19-of-30 passes for 241 yards and two touchdowns. Notched 58- and 48-yard TD passes. Reached 201 career passing touchdowns becoming only the 19th quarterback in NFL history to reach the milestone in 132 games or less...Oct. 23, at Houston, completed 21-of-27 passes for 241 yards and one touchdown in 38-20 win...Nov. 6, at Jacksonville, finished with 259 passing yards and two touchdowns, completing 21-of-36 attempts for a 99.2 rating...Nov. 13, vs. Indianapolis, completed 24-of-38 passes (63.2%) for 248 yards, two touchdown passes and a 99.5 passer rating. Completed a fourth quarter 48-yard TD to Davante Adams...Nov. 20, at Denver, completed 23-of-37 passes (62.2%) for 307 yards, two touchdowns and a 106.5 passer rating in 22-16 win. Notched second game of the season with 300+ passing yards and the 33rd of his career...His 33 300-yard games since 2014 are the tenth-most in the NFL over that span...Nov. 27, at Seattle, completed 25-of-36 passes (69.4%) for 295 yards, three TDs, two interceptions and a 98.7 passer rating. Completed four passes for 20 or more yards...Dec. 4, vs. L.A. Chargers, finished with 250 passing yards, two TDs and an interception, completing 16-of-30 attempts. Notched eighth season with 20+ passing touchdowns, tied for most in NFL since 2014. Nine passing touchdowns of 30+ yards through Week 13 was the most in NFL...Dec. 8, at L.A. Rams, completed 11



passes for 137 yards...Dec. 18, vs. New England, completed 20-of-38 attempts for 231 yards, three TDs and one interception. Orchestrated a game-tying drive with under four minutes to play in the game, capped off by a 30-yard touchdown pass to WR Keelan Cole. Through Week 14, had thrown 67 touchdowns in the fourth quarter or overtime of games since entering the league in 2014, seventh-most in the league over that span...Dec. 24, at Pittsburgh, completed 16-of-30 attempts for 174 yards, one touchdown and three interceptions. Finished season with 303 completions, his ninth-straight campaign with 300+ completions. Joined Peyton Manning as only the second player in NFL history with 300 completions in each of their first nine seasons.

**2021** – Started all 17 regular season games and completed 428-of-626 attempts (68.3 percent) for 4,804 yards with 23 touchdowns against 14 interceptions for a 94.0 rating to lead the Raiders to the postseason. Set team records with 4,804 passing yards and 428 completions...Sept. 13, vs. Baltimore, finished the contest completing 34-of-56 attempts for 435 yards, recording two TDs against one interception for a passer rating of 89.5. His 435 yards passing are most ever in a Raiders opening game, surpassing Marc Wilson's 346 yards in 1986. His 56 attempts were tied for third-most in his career while his 435 passing yards are third-most. Led his 22nd fourth quarter comeback of his career...Sept. 19, at Pittsburgh, completed 28-of-37 passes for 382 yards (75.7 percent) with two TDs for a 126.2 rating. Became just the fourth player in NFL history to record at least 380 passing yards and two TDs in each of his team's first two games of season...Sept. 26, vs. Miami, completed 26-of-43 passes for 386 yards with two TDs against one interception for a 95.7 passer rating. Recorded 1,203 passing yards through his first three contests, fourth-most through three games in NFL history. Recorded at least 325 passing yards in five consecutive contests (dating back to last two games of 2020), becoming just fourth player to accomplish the feat, joining Rich Gannon (six games in 2002), Drew Brees (five in 2011) and Kurt Warner (five in 2000 and five in 2008)...Oct. 10, vs. Chicago, completed 22-of-35 passes for 206 yards...Oct. 17, at Denver, completed 18-of-27 passes for 341 yards with two TDs for a season-high 134.4 passer rating. Second in NFL with 1,946 yards through Week 6...Oct. 24, vs. Philadelphia, completed 31-of-34 attempts for 323 yards with two TDs against one interception for a 113.6 rating. 91.2 completion percentage ranks as second-highest in NFL history (min. 30 att.). 2,298 passing yards are second-most in team history through the first seven games of a season...Nov. 7, at N.Y. Giants, completed 30-of-46 attempts for 296 yards with one touchdown...Nov. 14, vs. Kansas City, completed 25-of-35 pass attempts (71.4 percent) for 261 yards and two touchdowns with one interception for a 99.8 rating. Added a team-high 18 rushing yards on three carries...Nov. 21, vs. Cincinnati, completed 19-of-27 attempts (70.4 percent) for 215 yards with a TD against an interception for a 90.8 passer rating. Became fourth quarterback to pass for at least 3,000 yards in each of his first eight seasons, joining Peyton Manning, Cam Newton and Russell Wilson...Nov. 25, at Dallas, completed 24-of-39 attempts for 373 yards with one TD against zero interceptions for a passer rating of 101.8...Dec. 5, vs. Washington, completed 28-of-38 passes for 249 yards and a passer rating of 90.8. Joined Manning as the only players in NFL history to record 300 completions in each of their first eight years...Dec. 12, at Kansas City, completed 33-of-45 passes for 263 yards with a TD against an interception for an 85.7 rating...Dec. 20, at Cleveland, completed 25-of-38 passing attempts (65.8 percent) for 236 yards with a TD against an interception. Completed five-of-seven passes for 56 yards on final drive, to set up 48-yard game-winning field goal as time expired for 16-14 win...Dec. 26, vs. Denver, completed 20-of-25 passing attempts for 201 yards with one touchdown against one interception for a 96.8 passer rating in win...Became just the fourth quarterback to pass

for at least 4,000 yards with 20 TDs from 2019-21...1/2/22, at Indianapolis, completed 24-of-31 attempts for 255 yards with one TD against two interceptions. Completed four-of-six passes for 51 yards, including a 24-yard completion to Hunter Renfrow, to set up a 33-yard field goal as time expired for a 23-20 win...1/9/22, vs. L.A. Chargers, completed 20-of-36 attempts for 186 yards and two TDs. With 186 passing yards in the contest, Carr set the single-season franchise record for passing yards (4,804), surpassing Gannon's mark of 4,689 from the 2002 season. Recorded two passing TDs for the eighth time on season, improving to 6-2 when passing for two TDs. Recorded his 30th game-winning drive of his career, when he completed three-of-three passes for 23-yards to set up a 47-yard game winning field goal in overtime... In AFC Wild Card Playoff, at Cincinnati, 1/15/22, completed 29-of-54 attempts for 310 yards with one TD against one interception in first career playoff appearance. Added a 20-yard carry. **2020** – Completed 348-of-517 passes for 4,103 yards with 27 TDs for a passer rating of 101.4. Finished with 4,103 passing yards and a passer rating of 101.4, which also marked the second-best passer rating in franchise history, trailing only Ken Stabler's 103.4 passer rating set in 1976. Became only seventh quarterback in league history to record 170 touchdown passes through his first seven seasons...Broke an NFL record for most fourth-quarter comebacks (21) through a player's first seven seasons. Ranked 11th in the league with 27 TD passes. Added 39 carries for 140 yards with a career-high three rushing TDs. Named club's nominee for the Art Rooney Sportsmanship Award for the fifth consecutive season...Sept. 13, at Carolina, finished the contest completing 22-of-30 attempts for 239 yards with one TD for a passer rating of 107.5. Posted a passer rating of at least 100 points (107.5) for the 33rd time, surpassing Stabler for most such games in team history. Registered his 19th career fourth-quarter comeback, when he completed four-of-five passes for 36 yards, to set up go-ahead rushing touchdown with 4:08 left in 34-30 win...Sept. 21, vs. New Orleans, completed 28-of-38 attempts for 282 yards with three TDs for a 120.7 passer rating. Registered his 19th career three-TD performance, tying QB Darlyle Lamonica for second-most such game in club history...Sept. 27, at New England, completed 24-of-32 attempts for 261 yards with two TDs for a passer rating of 119.4, marking the third game in a row with a 100.0-plus rating. Made his 97th career start for the Raiders, surpassing Stabler for the most starts by a quarterback in franchise lore...His one-yard TD pass to TE Foster Moreau tied him with Lamonica for second-most TD passes (148) in franchise history. His 13-yard TD pass to Renfrow moved him into sole possession of second place (149), while also surpassing Stabler for the second-most multi-TD games through the air (43) in Raiders lore...Oct. 4, vs. Buffalo, completed 32-of-44 attempts for 311 yards with two TDs for a passer rating of 107.3. His three-yard TD pass to TE Jason Witten tied him with Stabler for the most TD passes (150) in franchise history. On a seven-yard TD pass to WR Nelson Agholor, moved into sole possession of first place for most passing TDs in Raiders history (151). Recorded a passer rating of at least 100.0 (107.3) for the fourth consecutive game for the first time in his career. Recorded his 20th career game with 300-plus passing yards (311)...Oct. 11, at Kansas City, finished the day 22-of-31 for 347 yards with three TDs and one interception for a 126.7 passer rating. Extended his personal record of five consecutive games with a passer rating of at least 100.0. Became first Raider with 300 passing yards against the Chiefs since Gannon in 2002. Recorded three TD passes to mark his 20th career game with three passing TDs, tying Stabler for the most such games in franchise history...Oct. 25, vs. Tampa Bay, made his 100th career start at quarterback and surpassed QB Tony Romo for second-most completions (2,272) by a player through his first 100 starts in NFL history. Finished 24-of-36 for 284 yards with two TD passes and one interception for a 97.5 passer





rating. Recorded two-plus TDs in five consecutive games, tied with Gannon (2001) and QB Jim Plunkett (1986) for the third longest streak in franchise history. His 46 games with at least two passing touchdowns were tied with Lamonica for most such games in team history. Ranked 21st in NFL history with 156 TD passes through his first 100 career starts. Ranked tenth in NFL history with a passer rating of 91.9 through his first 100 career starts...Nov. 1, at Cleveland, completed 15-of-24 pass attempts for 11 yards and one TD. Rushed six times for 41 yards (6.8 avg.), finishing second on team in rushing yards...His 41 yards rushing rank fourth-most in his career...His nine first downs rushing were the second-most of his career, trailing only his 10 recorded as a rookie in 2014...Nov. 8, at L.A. Chargers, completed 13-of-23 pass attempts for 165 yards and two TDs for a passer rating of 108.1. His 47th game with multiple TD passes moved him ahead of Lamonica for most such games in team history. Passed for at least two TDs and earned a 95-plus passer rating in six-of-seven game stretch...Nov. 15, vs. Denver, completed 16-of-25 pass attempts for 154 yards for a passer rating of 81.1. Also added four rush attempts for 10 yards...Nov. 22, vs. Kansas City, completed 23-of-31 pass attempts for 275 yards and three TDs against one interception for a 119.7 passer rating. With a 29-yard completion to Agholor on the opening drive, surpassed 25,000 pass yards for his career, joining Wilson as the only players in NFL history with 25,000 pass yards and less than 70 interceptions in their first seven seasons. Earned a Pro Football Focus grade of 96.0, the fifth-highest mark by a quarterback since 2015. Surpassed Stabler for most three-TD games in Raiders history (21)...Nov. 29, at Atlanta, completed 22-of-34 pass attempts for 215 yards and one interception. Posted seventh contest of season with a completion percentage of at least 70 percent, then tied for the second-most such contests in a season in Raiders history (now tied for third)...Dec. 6, at N.Y. Jets, completed 28-of-47 pass attempts for 381 yards with three TDs against one interception for a passer 97.9 rating. Recorded his first rushing TD of the season on a two-yard run. On his first quarter nine-yard TD pass to TE Darren Waller, joined Peyton Manning, Dan Marino, Wilson, Eli Manning and Matt Ryan as the only quarterbacks with at least six seasons with 20 TD passes in their first seven years. 381 passing yards marked a new single-game high by a Raiders quarterback against Jets. Became only fifth player in NFL history with 3,000-plus pass yards in each of his first seven seasons. Recorded his 20th career fourth-quarter comeback to surpass Ryan for most such comebacks (20) in NFL history through a player's first seven years...Dec. 13, vs. Indianapolis, completed 31-of-45 pass attempts for 316 yards with two TDs against two interceptions for a passer rating of 85.0. Entered the Top-5 in NFL history for most career passing yards (26,136) through a player's first seven seasons. Passed for 300-plus yards for the 23rd time in his career and passed for at least two TDs for 50th time. His 50th multi-TD game through the air ranked eighth in NFL history through a player's first seven seasons. Recorded his second TD of the season on a five-yard run, marking the first time in his career recording a rushing TD in consecutive weeks. Joined Peyton Manning as the only two quarterbacks in league history to complete 300 passes in each of his first seven seasons...Dec. 26, vs. Miami, completed 21-of-34 attempts for 336 yards with one TD for a passer rating of 104.5... Recorded his third rushing TD of the season on a one-yard TD run...His three rushing touchdowns marked a career-high and rank fifth in team history among quarterbacks. Posted his eighth contest with a passer rating over 100.0 and his fifth with at least 300 passing yards...1/3/21, at Denver, completed 24-of-38 passes for 371 yards with two TDs for a passer rating of 91.0 in the win. Recorded his 21st career fourth-quarter comeback, improving his own NFL record for most fourth quarter comebacks through a player's first seven seasons. On his second TD pass of the game, a 26-yarder to

WR Bryan Edwards, became the seventh player in NFL history with 170 career TDs in their first seven seasons in the NFL. Passed for 300-plus yards for the 25th time in career and recorded at least two TDs for the 10th game of the campaign and 51st of his career. Reached the 4,000-yard milestone for third time in career. **2019** – Finished season completing 361-of-513 passes for 4,054 yards with 21 TDs against eight interceptions for a then-career-high passer rating of 100.8. With his TDs consecutive season of 4,000-plus yards passing, he became the first quarterback in franchise history with multiple 4,000-yard campaigns. Recorded the eighth-highest single-season completion percentage (70.4) in NFL history at the time among qualified passers (now 11th). Surpassed QB Matt Ryan for second-most completions in NFL history through a player's first six seasons (2,120) and passed Andy Dalton for sixth-most TD passes (143) through a player's first six seasons. Joined QB Matthew Stafford as the only players in NFL history with four campaigns of at least 350 completions (361) in their first six years in the NFL...Sept. 9, vs. Denver, finished the night with an 84.6 completion percentage on 22-of-26 passing with 259 yards and one TD for a passer rating of 121.0. His passer rating marked his highest in a season opener, besting his previous high of 114.3 against the Tennessee Titans in 2017...Sept. 15, vs. Kansas City, passed Stabler to become the Raiders' all-time leader in passing yards (19,196). Finished completing 23-of-38 attempts for 198 yards with one TD, adding two carries for 18 yards...Sept. 22, at Minnesota, completed 27-of-34 attempts (79.4%) for 242 yards with two TDs for a 103.7 passer rating, marking the 25th time in his career surpassing the 100-point barrier and ranking first in franchise history through a player's first six seasons...Sept. 29, at Indianapolis, completed 21-of-31 attempts for 189 yards with two TDs for a 105.4 passer rating...Oct. 6, vs. Chicago, completed 25-of-32 attempts (78.2 percent) for 229 yards for a 96.5 passer rating...Oct. 20, at Green Bay, completed 22-of-28 attempts (78.6 percent) for 293 yards with two TDs for a 119.2 passer rating...Oct. 27, at Houston, completed 18-of-30 attempts for 285 yards with three TDs for a passer rating of 125.0. Recorded three TDs for the 18th time in his career, which tied for 13th-most in NFL history through a player's first six years...Nov. 3, vs. Detroit, ended the day completing 20-of-31 attempts for 289 yards with two TDs for a passer rating of 116.2. Recorded the 18th career game-winning drive. Recorded third game in a row with two-plus TDs and a 115-plus passer rating, marking a 100-plus passer rating in five of the past six games...Nov. 7, vs. L.A. Chargers, set NFL record with his 18th career fourth-quarter comeback, the most in NFL history through a player's first six seasons. Completed 21-of-31 attempts for 218 yards with a TD for a 98.6 passer rating...Nov. 17, vs. Cincinnati, finished the day completing 25-of-29 attempts for 292 yards with one TD for a passer rating of 105.7. Recorded a passer rating of at least 100.0 (105.7) for the 30th time in his career and for the sixth time in his last eight contests. Carr surpassed a 95.0 passer rating in eight consecutive contests...Dec. 8, vs. Tennessee, completed 25-of-34 attempts (73.5 percent) for 263 yards with two TDs for a 115.2 passer rating. Passed for two TDs and a passer rating of at least 115.0 (115.2) for the fourth time on the year...Dec. 15, vs. Jacksonville, ended the day completing 22-of-36 attempts for 267 yards with one TD for a passer rating of 93.2...Dec. 22, at L.A. Chargers, finished the day completing 26-of-30 attempts (season-best 86.7 percent) for 291 yards with one TD for a passer rating of 118.2. Added his second rushing TD of season. His 86.7 completion percentage was second-highest performance of his career (90.6 percent vs. Den., Week 2, 2018) at the time. Became first player in franchise history with five seasons of 20-plus TD passes. Surpassed Gannon for the most 3,500-yard passing seasons in franchise history (four). His 32 games with a passer rating over 100.0 tied Stabler for most such games in franchise history. Entered the Top-Five in NFL history for career passing

## VETERANS



PLAYERS

yards in a player's first six seasons (22,402). Recorded his 20th TD pass, joining QBs Peyton Manning, Dan Marino, Wilson, Andrew Luck, Eli Manning and Ryan as the only quarterbacks in NFL history with at least five seasons with 20 TD passes in their first six years in NFL...Dec. 29, at Denver, ended the day completing 29-of-46 attempts (63 percent) for 391 yards with one TD for a passer rating of 97.3. **2018** – Finished season completing 381-of-553 passes for 4,049 yards with 19 TDs against ten interceptions for a 93.9 passer rating. Surpassed 4,000 passing yards for the first time of his career, becoming just one of three Raiders to pass the barrier. Set a franchise record for most consecutive games without an interception (10) and most consecutive passes without an interception (332). Streak of 332 consecutive pass attempts without an interception stands as the fourth-longest streak in NFL history. Moved into second place on the Raiders all-time passing yards list with 18,739 career yards, fifth in NFL history for most passing yards through a player's first five seasons. Became the quickest Raider to surpass 15,000 career yards and just the fourth overall in the club history to reach the mark. Broke Peyton Manning's record for most completions through a player's first five seasons (1,759). In Week Two, set a then-NFL record among quarterbacks with at least 30 pass attempts in a single game by recording a 90.6 completion percentage...Sept. 10, vs. L.A. Rams, finished completed 29-of-40 passes for 303 yards...Sept. 16, at Denver, finished with a 90.6 completion percentage, which at the time marked the fourth-best single-game percentage in NFL history and new franchise record. Completed 29-of-32 passing for 288 yards with one TD for a 114.6 rating. Became quickest Raider to surpass 15,000 career yards and just the fourth to reach mark in club history...Sept. 23, at Miami, ended contest throwing for 345 yards on 27-of-39 passing with one TD for an 83.8 passer rating...Sept. 30, vs. Cleveland, completed 35-of-58 attempts for 437 yards with four TDs against two interceptions for a passer rating of 92.4. Surpassed 400 passing yards for the third time in his career. Talled the second-most passing yards in a single game in franchise history behind his record-setting performance in Week 8 of the 2016 season (513 yards) against the Tampa Bay Buccaneers. Totaled four TD passes and tied Stabler for second-most games (six) with four-or-more passing TDs in franchise history. 35 completions rank second-most in his career for a single contest. Helped Oakland produce two 100-yard receivers, one 100-yard rusher and one 400-yard passer for the first time in franchise history since the 1970 AFL merger...Oct. 7, at L.A. Chargers, finished the day throwing for 268 yards on 24-of-33 passes for a 72.7 completion percentage with one TD, earning a passer rating of 94.0...Oct. 14, vs. Seattle, completed 23-of-31 passes for 142 yards...Oct. 28, vs. Indianapolis, completed 21-of-28 attempts for 244 yards, earning a completion percentage of 75.0, with three passing TDs against zero interceptions and his first career rushing TD. Ended the day with a 136.6 passer rating, marking his 20th career game with a rating of 100.0 or better, to tie him for fifth-most in franchise history. Posted 16th game with at least three scores...Nov. 11, vs. L.A. Chargers, completed 24-of-37 passes with 243 yards. Surpassed 17,000 career passing yards to make him third quarterback in Raiders history to cross the barrier...Nov. 18, vs. Arizona, completed 19-of-31 passes for 192 yards with two TDs and zero interceptions. Posted passer rating of at least 100.0 for 21st time (100.5). Recorded 15th career fourth quarter comeback...Nov. 25, at Baltimore, completed 16-of-34 attempts for 194 yards with a TD and zero interceptions...Dec. 2, vs. Kansas City, moved into second place on the franchise's all-time passing yards list with 17,802 career yards. Passed Newton for the seventh-most passing TDs in the NFL through a player's first five years with 119. Earned a passer rating of 123.2 in the game, his 22nd career game with a passer rating of at least 100 points to tie Plunkett for fourth-most in franchise history...Dec. 9, vs. Pittsburgh,

## VETERANS

recorded his 16th career fourth quarter comeback in the victory. Finished with 322 yards, the fourth time he eclipsed the 300-yard milestone in 2018. Recorded his 23rd career game with a passer rating of at least 100 points, finishing with 122.4. Recorded his eighth straight game without an interception, extending the longest streak of his career and setting a new franchise record for most consecutive games without an interception...Dec. 16, at Cincinnati, completed 21-of-38 attempts for 263 yards with one TD. Set the franchise record for most consecutive pass attempts without an interception with 278...Dec. 24, vs. Denver, completed 19-of-26 passes for 167 yards, earning an 89.7 passer rating in in 27-14 win. Tenth consecutive game without an interception, extending his streak without a pick to 325 passes...Dec. 30, at Kansas City, completed 24-of-33 passes for 185 yards. Recorded a completion percentage of 70.0 or better the tenth time on year. For the first time in his career, surpassed 4,000 passing yards to end the season with 4,049, becoming just one of three Raiders to pass the 4,000 yard barrier. Completed 24 passes to total 381 completions on year, setting a new single-season career-best up to that point. Broke Manning's NFL record for completions through a player's first five seasons (1,759). **2017** – Started in 15 games for Raiders, missing one start (back). Earned his third consecutive Pro Bowl selection. Finished the year with 3,496 passing yards on 323-of-515 attempts (62.7 percent) with 22 TDs and 13 interceptions for a passer rating of 86.4. Also ran 23 times for 66 yards. Surpassed 14,000 career passing yards, becoming just the 10th quarterback in NFL history with over 14,000 yards passing in his first four years. Became fourth quarterback in team history to toss for at least 100 TDs, doing so in just 60 games, quickest in club history. Became only the fifth quarterback to throw 100 TDs in his first four seasons, with his 103 ranked fourth through a player's first four seasons. Became sixth quarterback in NFL history to pass 3,000 yards in each of his first four seasons, and first in franchise history. Tied Rich Gannon for the most consecutive seasons (four) in franchise history with 20 TDs and 3,000 yards. Threw for 300 yards three times and compiled a passer rating of at least 100.0 on five occasions...Sept. 10, at Tennessee, completed 22-of-32 passing for 262 yards with two TDs for a 114.3 passer rating...Sept. 17 vs. N.Y. Jets, threw for 230 yards on 23-of-28 passing with three TDs, earning a 136.6 passer rating...Sept. 24, vs. Washington, finished throwing for 118 yards on 19-of-31 passing with one TD...Oct. 1, at Denver, recorded 143 yards on 10-of-18 passing with one TD for a 100.0 passer rating, before exiting in the third quarter with a back injury...Oct. 8, vs. Baltimore inactive due to a back injury...Oct. 19, vs. Kansas City, completed 29-of-52 passes for 417 yards, third-highest yardage total of his career at the time, and added three TDs, earning a 101.2 passer rating. His first TD pass marked the 90th of his career, becoming the first quarterback in NFL history to throw at least 90 TDs and less than 40 interceptions in his first 53 games...Oct. 29, at Buffalo, completed 31-of-49 passes for 313 yards with one TD and two interceptions...Nov. 5, at Miami, completed 21-of-30 passes for 300 yards with one TD and one interception for a 99.3 passer rating...Nov. 19, vs. New England, completed 28-of-49 attempts for 237 yards with a TD and an interception...Nov. 26, vs. Denver, recorded 253 yards on 18-of-24 passing (75.0 percent) with two TDs for a 136.3 passer rating, second-highest of season...Dec. 3, vs. N.Y. Giants, completed 22-of-36 passing for 287 yards with a TD pass for a 95.5 passer rating...Dec. 17, vs. Dallas, threw for 171 yards, completing 21-of-38 passes with two TDs for a 84.4 rating. Totaled 47 rushing yards on four carries, including a season-best 32-yard rush to set up Raiders' first TD...Dec. 31, at L.A. Chargers, recorded 243 yards on 19-of-38 passing with one TD and one interception for a 91.8 passer rating. **2016** – Started 15 games in his third season with the Silver and Black, missing the final game (ankle)...Finished tied for third in the voting for the AP NFL



MVP...Earned second consecutive Pro Bowl selection...Named recipient of team's prestigious Commitment to Excellence Award...Named Castrol Edge Clutch Performer of the Year...Earned one AFC Offensive Player of the Week award and one FedEx Air Player of the Week award (Week 8 at TB)...Named Castrol Edge Clutch Performer of the Week four times (Week 1 at NO, Week 4 at Bal., Week 8 at TB and Week 12 vs. Car.)...Finished the year with 3,937 passing yards on 357-of-560 attempts (63.8 percent) with 28 TDs and six interceptions for a 96.7 passer rating...Also ran 39 times for 70 yards...Joined Gannon as the second player in Raiders history with multiple 3,500-yard passing seasons, becoming the 15th NFL player with that mark in two of their first three seasons...His 96.7 passer rating and 357 completions were both the third-best in a season in franchise history...Was second in the NFL with seven fourth-quarter comebacks and set the NFL record with five game-winning TD passes in the fourth quarter or overtime...Sept. 11 at New Orleans, completed 24-of-38 passes for 319 yards with one touchdown for a 98.5 passer rating in opening victory. Named the Castrol Edge Clutch Performer of the Week. Orchestrated an 11-play, 75-yard drive in the final minutes, culminating in a ten-yard TD to WR Seth Roberts and then successfully completed a two-point conversion on a pass to WR Michael Crabtree to secure the victory...Vs. Atlanta, Sept. 18, threw for 299 yards on 34-of-45 passing (75.6 percent) with three TDs for a passer rating of 115.0...Sept. 25 at Tennessee, threw for 249 yards on 21-of-35 passing with one TD and one interception (his first in 137 passing attempts) for a 79.3 rating...Oct. 2, at Baltimore, named Castrol Edge Clutch Performer of the Week. Tied career high with four TD passes, connecting with Crabtree three times. Threw for 199 yards on 25-of-35 (71.4 percent) attempts with four TDs for a season-high 123.4 passer rating. Orchestrated a six-play, 66-yard drive in 1:24, culminating in a 23-yard TD pass to Crabtree with 2:12 left... Oct. 9, vs. San Diego, completed 25-of-40 passes (62.5 percent) for 317 yards with two TDs and one interception for a 93.4 passer rating...Oct. 30 at Tampa Bay, finished with a career-high 513 passing yards on 40-of-59 attempts with four TD passes and zero interceptions for a passer rating of 117.4 in the overtime victory. His 513-yard day through the air set a franchise record, eclipsing the previous record set in 1964. Became only third player in NFL history with 500 yards, four TDs and zero interceptions in a game...Nov. 21 vs. Houston, finished with 295 passing yards on 21-of-31 attempts (67.7 percent) with three TDs and one interception for a 117.0 passer rating. On his third TD, a 35-yard pass to WR Amari Cooper, surpassed 10,000 career passing yards to become the 12th player in NFL history to do so in 42 games or less. Became just the third Raider with 20 passing TDs in three straight seasons, joining Gannon and Lamonica...Nov. 27, vs. Carolina, finished with 315 yards on 26-of-38 attempts (68.4 percent) with two TDs and one interception, earning himself a passer rating of 100.2...Dec. 4, vs. Buffalo, finished with 260 yards on 19-of-35 attempts with two TDs for a passer rating of 97.3. On his final completion of game, became the fourth player in NFL history with 300 completions in each of his first three seasons. Became first quarterback in NFL history with five game-winning touchdown passes in the fourth quarter or overtime in a season...Dec. 8, vs. Kansas City, completed 17-of-41 attempts for 117 yards. Became the fourth player in NFL history with 1,000 completions through their first three seasons...Dec. 18, at San Diego, earned seventh fourth-quarter/overtime comeback win of season, which led the AFC and tied for second in NFL. Finished 19-of-30 for 213 yards with one touchdown and one interception...Dec. 24, vs. Indianapolis, threw for 253 yards on 21-of-31 attempts (67.7%) with three TDs for a passer rating of 122.6 before leaving midway through fourth quarter with what would be a season-ending ankle injury. Also became just second quarterback in NFL history to have two seasons with at least 350 completions



## VETERANS

through their first three years in league. **2015** – Started all 16 games in sophomore campaign, making him the first offensive player in team history to start all 32 contests over his first two seasons...Selected to his first Pro Bowl and earned two Castrol Edge Clutch Performer of the Week Awards (Weeks 2 and 12). Finished year with 3,987 passing yards on 350-of-573 attempts (61.1%) with 32 touchdowns and only 13 interceptions for a 91.1 passer rating. Ran 33 times for 138 yards (4.3 avg.) with a long of 24. 32 touchdowns were the second-most in Raiders history behind Lamonica's 34 (1969). Led NFL with 13 TD passes of 25-plus yards...Sept. 13, vs. Cincinnati, completed 7-of-12 passes for 61 yards. Left in second quarter (hand)...Sept. 20, vs. Baltimore, posted 351 passing yards on 30-of-46 passing with three touchdowns and one interception for a 100.9 rating...Sept. 27, at Cleveland, completed 20-of-32 passes for 314 yards and two TDs for a 115.9 rating...Eclipsed Flores (3,914) for most passing yards by Raider through two seasons...Oct. 4, at Chicago, completed 20-of-33 passes for 196 yards, two TDs and an interception. Moved ahead of Flores (27) for most passing TDs by a Raider through his first two seasons...Oct. 25, at San Diego, threw for 289 yards and three TDs on 24-of-31 passing for a 137.7 rating. Highest road rating of career and seventh-best on the road in franchise history (min. 20 att.)...Nov. 1, vs. N.Y. Jets, tied career-high with four TD passes on 26-of-33 passing for 333 yards and a 130.9 passer rating. Threw three TDs of 35-or-more yards...Nov. 8, at Pittsburgh, eclipsed 300 yards and threw four TDs for second straight game. Completed 24-of-44 passes for 301 yards and four scores with an interception...Nov. 15, vs. Minnesota, threw for 302 yards on 29-of-43 attempts (67.4%) with two TDs and two interceptions for an 83.7 passer rating. Also rushed twice for 12 yards...Nov. 29, at Tennessee, orchestrated game-winning drive and fourth-quarter comeback with a nine-play, 90-yard drive (3:20)...Finished with 330 passing yards on 24-of-37 passing with three TDs and a 120.3 rating...Dec. 6, vs. Kansas City, finished the game with 283 yards on 31-of-48 passing with two TDs, three interceptions and a rating of 68.3. Became the fifth NFL player with 3,000 passing yards and 20 TDs in each of his first two seasons...Dec. 13 at Denver, tossed two TD passes including the game-winner. Finished with 135 yards on 12-of-29 passing and a rating of 79.0. Orchestrated another fourth-quarter comeback, a three-play, 16-yard drive capped off with a 10-yard TD to TE Mychal Rivera...Dec. 20, vs. Green Bay, threw for 276 yards on 23-of-47 passing with two TDs and two interceptions for a 63.8 passer rating. Recorded his 11th multi-TD game of the season, setting a new franchise record...Dec. 24, vs. San Diego, threw for 204 yards on 23-of-38 passing with one TD and one interception. Rushed four times for 30 yards (7.5 avg.). Orchestrated his first career overtime game-winning drive, a 15-play, 67-yard drive, leading to the go-ahead field goal...1/3/16, at Kansas City, completed 21-of-33 passes for 194 yards with one TD and one interception. Set a new single-season franchise record with his 13th game with 20-plus completions in 2015. **2014** – Posted one of the most prolific rookie seasons in NFL history, completing 348-of-599 passes (58.1 percent) for 3,270 yards, 21 touchdowns, 12 interceptions and a 76.6 rating. Named *Sports Illustrated* All-Rookie...Started all 16 games, becoming first Raiders rookie signal-caller and 14th NFL rookie (since 1978) to do so. Finished season second in completions and attempts by a rookie...Tied (with QB Cam Newton) for the sixth most passing TDs by a rookie...Became fourth rookie quarterback to throw at least 20 TDs with 12-or-fewer interceptions...Sept. 7, at N.Y. Jets, became the first rookie in franchise history to start at quarterback in Week One. Went 20-for-32 passing (62.5 percent) for 151 yards, two TDs and a passer rating of 94.7. Started game nearly perfect, going seven-for-seven for 53 yards and a TD. Threw first career TD pass to WR Rod Streater for a 12-yard score...Sept. 14, vs. Houston, finished with 263 yards



on 27-of-43 passing (64.3 percent), a TD and two interceptions. Added 58 yards on four carries (14.5 avg.), including a career-long 41-yard run, second-longest by a Raider quarterback since 2000...Sept. 28, vs. Miami, completed 16-of-25 passes for 146 yards, one TD and one interception before leaving with injury. Rushed twice for nine yards...Oct. 12, vs. San Diego, completed 18-of-34 passes for 282 yards, four TDs and one interception for a 107.7 rating, his first over 100. Four TDs are the most ever by a Raider rookie and tied for second-most by a rookie in NFL history. Had two TD passes of 40-plus yards...Oct. 26, at Cleveland, completed 34-of-54 passes (60.7 percent) for 328 yards with a touchdown. Became the most prolific rookie passer in franchise history, setting records for starts, passing touchdowns and completions. Recorded first 300-yard passing game by a rookie in Raiders history...Nov. 19, vs. Denver, completed 30-of-47 passes for 192 yards, two TDs and two INTs. Passed QB Tom Flores (1960) for the most passing TDs and yards by a Raider in his first season of action...Nov. 20, vs. Kansas City, earned first NFL win with a 17-play, 80-yard game-winning drive capped off by a nine-yard TD pass to James Jones. Became first rookie in franchise history to record a fourth-quarter comeback and game-winning drive...Dec. 7, vs. San Francisco, finished 22-of-28 (78.6 percent) for 254 yards with three TDs and a passer rating of 140.2, earning the NFL's Pepsi Rookie of the Week. Posted seventh-best single-game passer rating in Raiders history (min. 20 att.) and the sixth-best single-game rating by a rookie since 1960 (min. 20 att.)...Dec. 21, vs. Buffalo, finished 17-of-34 for 214 yards with two TDs and a passer rating of 89.6. Eclipsed the 3,000-yard mark, becoming the 13th NFL rookie and eighth different Raider (15th occurrence) to accomplish the feat. Threw his 20th TD to FB Jamize Olawale for a one-yard score, making him the eighth rookie since 1950 to throw 20 TDs. Marked his sixth game with at least 30 attempts and zero interceptions, tying him with Dalton for the most by a rookie in NFL history...Dec. 28, at Denver, completed 18-of-36 passes for 158 yards with one TD and one interception. Threw an interception on his final attempt of the season, ending a streak of 176 consecutive pass attempts without a pick.

**COLLEGE** – Played four seasons at Fresno State, appearing in 44 games with 39 starts, where he established 27 school records and 21 Mountain West Conference records over career...Career totals include 12,842 passing yards on 1,086-of-1,630 passing (66.7%), 113 TDs and 24 interceptions...Added 190 rushing yards on 164 carries and five TDs on the ground...Holds school records in almost every major passing category, including passing yards (12,482), completions (1,086) and touchdowns (113)...Two-time MWC Offensive Player of the Year, becoming the third player in league history to win the award in back-to-back seasons...Two-time All-American selection as a junior and senior...Started all 13 games as a senior, and became the fourth quarterback in FBS history to throw for over 5,000 yards and 50 TDs in a season. Named the MWC Offensive Player of the Year for the second straight time and also garnered first-team All-MWC honors. Led nation in total offense (5,199), total passing yards (5,082) and passing TDs (50). Winner of the 2013 Sammy Baugh Award, which goes to the nation's top passer. His 50 TD passes tied for the fourth most in FBS single-season history. Established new league and school records for passing yards, attempts and TDs...Started 13 games as a junior and was named MWC Offensive Player of the Year and unanimous first-team All-MWC. Threw for 4,104 yards on 344-of-511 passing with 37 TDs. TD pass total tied for No. 3 in FBS. Ranked eighth nationally and first in the Mountain West with 315.7 passing yards per game. Was a three-time MWC Offensive Player of the Week, three-time MAACO Bowl Las Vegas Mountain West Player of the Week and twice honored as the Manning

# VETERANS

Award Quarterback of the Week...Started all 13 games as sophomore. Second-team All-Western Athletic Conference selection. Threw for WAC-best 3,544 yards, the most-ever by a Bulldog sophomore. Added 26 TDs against nine interceptions and completed 62.6 percent of his passes...Redshirted as sophomore...Saw limited action in five games as a freshman. Completed 10-of-14 passes for 112 yards...Majored in recreation administration and leisure services management.

**PERSONAL** – Attended Bakersfield (Calif.) Christian HS...Named the Private School National Player of the Year...Played two seasons of football at Clements (Sugar Land, Texas) HS, before moving back to his hometown the summer before senior year...Guided team to a 12-1 record and threw for 4,067 yards and 46 TDs as senior, leading team to Division V Central Section title...Ranked third in California and 11th in the nation for high school quarterbacks in passing yards...Both brothers, Darren and David, played Division I football...David was a quarterback at Fresno State, the 2001 Johnny Unitas Award winner and the No. 1 overall NFL pick in 2002 by the Houston Texans and played in the NFL for 11 seasons with Houston, Carolina, the New York Giants and San Francisco...David is an NFL Network analyst...Darren was a defensive lineman at the University of Houston, and serves as head coach at Bakersfield Christian...Uncle, Lon Boyett, played tight end for Tampa Bay, the Raiders and San Francisco.

PLAYERS

## DEREK CARR

### PASSING

Year	Team	GP	GS	Att	Cmp	Pct	Yds	Yds/Att	TD	Int	Lg	Sk	Lst	Rating
2014	Oakland	16	16	599	348	58.1	3,370	5.5	21	12	77t	24	149	80.4
2015	Oakland	16	16	573	350	61.1	3,897	7.0	32	13	68t	31	230	91.1
2016	Oakland	15	15	560	357	63.8	3,937	7.0	28	6	75t	16	79	96.7
2017	Oakland	15	15	515	323	62.7	3,496	6.8	22	13	87t	20	101	86.4
2018	Oakland	16	16	553	381	68.9	4,049	7.3	19	10	66	51	299	93.9
2019	Oakland	16	16	513	361	70.4	4,054	7.9	21	8	75	29	184	100.8
2020	Las Vegas	16	16	517	348	67.3	4,103	7.9	27	9	85t	26	150	101.4
2021	Las Vegas	17	17	626	428	68.4	4,804	7.7	23	14	61t	40	241	94.0
2022	Las Vegas	15	15	502	305	60.8	3,522	7.0	24	14	60	27	191	86.3
<b>NFL Totals</b>		<b>142</b>	<b>142</b>	<b>4,958</b>	<b>3,201</b>	<b>64.6</b>	<b>35,222</b>	<b>7.1</b>	<b>217</b>	<b>99</b>	<b>87t</b>	<b>264</b>	<b>1,624</b>	<b>91.8</b>

### RUSHING

Year	Team	Att	Yds	Avg	Lg	TD
2014	Oakland	29	92	3.2	41	0
2015	Oakland	33	138	4.2	24	0
2016	Oakland	39	70	1.8	13	0
2017	Oakland	23	66	2.9	32	0
2018	Oakland	24	47	2.0	15	1
2019	Oakland	27	82	3.0	12	2
2020	Las Vegas	39	140	3.6	18	3
2021	Las Vegas	40	108	2.7	22	0
2022	Las Vegas	24	102	4.3	20	0
<b>NFL Totals</b>		<b>278</b>	<b>845</b>	<b>3.0</b>	<b>41</b>	<b>6</b>

**ADDITIONAL STATISTICS:** Receiving — one reception for -9 yards in 2018.

**CAREER HIGHS:** Attempts — 59, at Tampa Bay (10/30/16); Completions — 40, at Tampa Bay (10/30/16); Completion Pct. — 91.2 (31-for-34), vs. Philadelphia (10/24/21); Passing Yards — 513, at Tampa Bay (10/30/16); Long Completion



# VETERANS



## DEREK CARR

— 87t, at Los Angeles Chargers (12/31/17); **Interceptions** — 3 (2x), last vs. Los Angeles Rams (9/10/18); **Passing TDs** — 4 (6x), last vs. Cleveland (9/30/18); **Passer Rating** — 140.2, vs. San Francisco (12/7/14); **Rushes** — 7 (2x), last vs. Denver (10/2/22); **Rushing Yards** — 58, vs. Houston (9/14/14); **Long Rush** — 41, vs. Houston (9/14/14); **Rushing TDs** — 1 (6x), last vs. Miami (12/26/20).

### POSTSEASON

Year	Team	GP	GS	Att	Cmp	Pct	Yds	Yds/Att	TD	Int	Lg	Sk	Lst	Rating
2021	Las Vegas	1	1	54	29	53.7	310	5.7	1	1	26	3	28	69.2
<b>NFL Totals</b>		<b>1</b>	<b>1</b>	<b>54</b>	<b>29</b>	<b>53.7</b>	<b>310</b>	<b>5.7</b>	<b>1</b>	<b>1</b>	<b>26</b>	<b>3</b>	<b>28</b>	<b>69.2</b>

### RUSHING

Year	Team	Att	Yds	Avg	Lg	TD
2021	Las Vegas	1	20	20.0	20	0
<b>NFL Totals</b>		<b>1</b>	<b>20</b>	<b>20.0</b>	<b>20</b>	<b>0</b>

**CAREER HIGHS: Attempts** — 54, at Cincinnati (1/15/22); **Completions** — 29, at Cincinnati (1/15/22); **Completion Pct.** — 53.7 (29-for-54), at Cincinnati (1/15/22); **Passing Yards** — 310, at Cincinnati (1/15/22); **Long Pass** — 26, at Cincinnati (1/15/22); **Interceptions** — 1, at Cincinnati (1/15/22); **Passing TDs** — 1, at Cincinnati (1/15/22); **Passer Rating** — 69.2, at Cincinnati (1/15/22); **Rushes** — 1, at Cincinnati (1/15/22); **Rushing Yards** — 22, at Cincinnati (1/15/22); **Long Rush** — 20, last at Cincinnati (1/15/22); **Rushing TDs** — 0.

PLAYERS

## PASSING

### 2022

	ATT	CMP	YDS	PCT	TD	INT	LG	SACKS	RT
9/11 @LAC	37	22	295	59.5	2	3	41	5/29	69.1
9/18 ARI	39	25	252	64.1	2	0	23	1/8	99.5
9/25 @TEN	44	26	303	59.1	2	1	60	1/7	85.7
10/2 DEN	34	21	188	61.8	0	0	20	2/15	76.6
10/10 @KC	30	19	241	63.3	2	0	58t	2/18	110.6
10/23 HOU	27	21	241	77.8	1	0	27	1/5	116.2
10/30 @NO	26	15	101	57.7	0	1	14	3/20	50.3
11/6 @JAX	36	21	259	58.3	2	0	38t	2/11	99.2
11/13 IND	38	24	248	63.2	2	0	48t	2/16	99.5
11/20 @DEN	37	23	307	62.2	2	0	43	1/9	106.5
11/27 @SEA	36	25	295	69.4	3	2	36t	1/2	98.7
12/4 LAC	30	16	250	53.3	2	1	45t	0/0	89.6
12/8 @LAR	20	11	137	55.0	0	2	35	0/0	36.9
12/18 NE	38	20	231	52.6	3	1	30t	3/20	86.6
12/24 @PIT	30	16	174	53.3	1	3	34	3/31	42.2
1/1/23 SF	INACTIVE								
1/7/23 KC	INACTIVE								
<b>Totals</b>	<b>502</b>	<b>305</b>	<b>3,522</b>	<b>60.8</b>	<b>24</b>	<b>14</b>	<b>60</b>	<b>27/191</b>	<b>86.3</b>

### 2020

	ATT	CMP	YDS	PCT	TD	INT	LG	SACKS	RT
9/13 @CAR	30	22	239	73.3	1	0	45	0/0	107.5
9/21 NO	38	28	284	73.7	3	0	31	3/23	120.9
9/27 @NE	32	24	261	75.0	2	0	34	2/12	119.4
10/4 BUF	44	32	311	72.7	2	0	37	2/14	107.3
10/11 @KC	31	22	347	71.0	3	1	72t	1/1	126.7
10/25 TB	36	24	284	66.7	2	1	44	3/13	97.5
11/1 @CLE	24	15	111	62.5	1	0	17	2/11	87.3
11/8 @LAC	23	13	165	56.5	2	0	53	1/5	108.1
11/15 DEN	25	16	154	64.0	0	2	25	0/0	81.1
11/22 KC	31	23	275	74.2	3	1	29	0/0	119.7
11/29 @ATL	34	22	215	64.7	1	3	36	3/21	70.1
12/6 @NYJ	47	28	381	59.6	3	1	46t	2/13	97.0
12/13 IND	45	31	316	68.9	2	2	47t	0/0	85.0
12/17 LAC	5	3	53	60.0	0	0	30	1/3	96.2
12/26 MIA	34	21	336	61.8	1	0	85t	3/22	104.5
1/3 @DEN	38	24	371	63.2	2	2	57	3/12	91.0
<b>Totals</b>	<b>517</b>	<b>348</b>	<b>4,103</b>	<b>67.3</b>	<b>27</b>	<b>9</b>	<b>85t</b>	<b>26/150</b>	<b>101.4</b>

### 2021

	ATT	CMP	YDS	PCT	TD	INT	LG	SACKS	RT
9/13 BAL	56	34	435	60.7	2	1	37	3/26	89.5
9/19 @PIT	37	28	382	75.7	2	0	61t	2/9	126.5
9/26 MIA	43	26	386	60.5	2	1	34	3/29	95.7
10/4 @LAC	34	21	196	61.8	2	1	51	4/31	84.9
10/10 CHI	35	22	206	62.9	0	1	29	3/18	67.1
10/17 @DEN	27	18	341	66.7	2	0	51	2/1	134.4
10/24 PHI	34	31	323	91.2	2	1	43	0/0	113.6
11/7 @NYG	46	30	296	65.2	1	2	24	1/10	72.4
11/14 KC	35	25	261	71.4	2	1	38	2/12	99.8
11/21 CIN	27	19	215	70.4	1	1	31	2/9	90.8
11/25 @DAL	39	24	373	61.5	1	0	56t	3/7	101.8
12/5 WAS	38	28	249	73.7	0	0	34	2/15	90.8
12/12 @KC	45	33	263	73.3	1	1	19	4/17	85.7
12/20 @CLE	38	25	236	65.8	1	1	17	2/6	80.6
12/26 DEN	25	20	201	80.0	1	1	28	2/19	96.6
1/2 @IND	31	24	255	77.4	1	2	42	2/14	84.7
1/9 LAC	36	20	186	55.6	2	0	44	3/18	88.4
<b>Totals</b>	<b>626</b>	<b>428</b>	<b>4,804</b>	<b>68.4</b>	<b>23</b>	<b>14</b>	<b>61t</b>	<b>40/241</b>	<b>94.0</b>

### 2019

	ATT	CMP	YDS	PCT	TD	INT	LG	SACKS	RT
9/9 DEN	26	22	259	84.6	1	0	43	0/0	121.0
9/15 KC	38	23	198	60.5	1	2	25	3/20	61.1
9/22 @MIN	34	27	242	79.4	2	1	30	4/28	103.7
9/29 @IND	31	21	189	67.7	2	0	20	1/0	105.4
10/6 CHI	32	25	229	78.1	0	0	23	0/0	96.5
10/20 @GB	28	22	293	78.6	2	1	48	0/0	119.2
10/27 @HOU	30	18	285	60.0	3	0	65t	0/0	125.0
11/3 DET	31	20	389	64.5	2	0	34	1/10	116.2
11/7 LAC	31	21	218	67.7	1	0	27	3/18	98.6
11/17 CIN	29	25	292	86.2	1	1	32	3/19	105.7
11/24 @NYJ	27	15	127	55.6	0	1	19	1/7	52.5
12/1 @KC	30	20	222	66.7	1	2	28	2/12	71.8
12/8 TEN	34	25	262	73.5	2	0	49t	2/4	115.2
12/15 JAX	36	22	267	61.1	1	0	40	4/31	93.2
12/22 @LAC	30	26	291	86.7	1	0	56	3/24	118.2
12/29 @DEN	46	29	391	63.0	1	0	75	2/11	97.3
<b>Totals</b>	<b>512</b>	<b>361</b>	<b>4,054</b>	<b>70.4</b>	<b>21</b>	<b>8</b>	<b>75</b>	<b>29/184</b>	<b>100.8</b>

# VETERANS

## PASSING

### 2018

	ATT	CMP	YDS	PCT	TD	INT	LG	SACKS	RT
9/10 LAR	40	29	303	72.5	0	3	45	1/3	62.8
9/16 @DEN	32	29	288	90.6	1	0	30	1/7	114.6
9/23 @MIA	39	27	345	69.2	1	2	66	3/20	83.8
9/30 CLE	58	35	437	60.3	4	2	36	3/11	92.4
10/7 @LAC	33	24	268	72.7	1	1	47	3/30	94.0
10/14 SEA	31	23	142	74.2	0	0	21	6/36	83.0
10/28 IND	28	21	244	75.0	3	0	31t	0/0	136.6
11/1 @SF	21	16	171	76.2	0	0	25	7/32	99.5
11/11 LAC	37	24	243	64.9	0	0	31	4/40	83.5
11/18 @ARI	31	19	192	61.3	2	0	32	4/19	100.5
11/25 @BAL	34	16	194	47.1	1	0	44	3/12	74.9
12/2 KC	38	29	285	76.3	3	0	29	3/14	123.2
12/9 PIT	34	25	322	73.5	2	0	39	4/23	122.4
12/16 @CIN	38	21	263	55.3	1	0	44	5/34	85.7
12/24 DEN	26	19	167	73.1	0	0	16	1/8	89.7
12/30 @KC	33	24	185	72.7	0	2	13	3/20	60.8
Totals	553	381	4,049	68.9	19	10	66	51/299	93.9

### 2017

	ATT	CMP	YDS	PCT	TD	INT	LG	SACKS	RT
9/10 @TEN	32	22	262	68.8	2	0	25	2/12	114.3
9/17 NYJ	28	23	230	82.1	3	0	39	0/0	136.6
9/24 @WAS	31	19	118	61.3	1	2	21t	4/22	52.9
10/1 @DEN	18	10	143	55.6	1	0	64t	2/12	100.0
10/8 BAL	INACTIVE								
10/15 LAC	30	21	171	70.0	1	2	23t	1/6	67.5
10/19 KC	52	29	417	55.8	3	0	45t	0/0	101.2
10/29 @BUF	49	31	313	63.3	1	2	40	0/0	71.2
11/5 @MIA	30	21	300	70.0	1	1	44t	1/5	99.3
11/19 NE	49	28	237	57.1	1	1	26	1/2	68.2
11/26 DEN	24	18	253	75.0	2	0	54	2/9	136.3
12/3 NYG	36	22	287	61.1	1	0	59	1/5	95.5
12/10 @KC	41	24	211	58.5	1	2	29t	3/13	60.1
12/17 DAL	38	21	171	55.3	2	0	28	0/0	84.4
12/25 @PHI	29	15	140	51.7	1	2	63t	1/3	48.1
12/31 @LAC	28	19	243	67.9	1	1	87t	2/12	91.8
Totals	515	323	3,496	62.7	22	13	87t	20/101	86.4

### 2016

	ATT	CMP	YDS	PCT	TD	INT	LG	SACKS	RT
9/11 @NO	38	24	319	63.2	1	0	43	0/0	98.5
9/18 ATL	45	34	299	75.6	3	0	31t	1/0	115.0
9/25 @TEN	35	21	249	60.0	1	1	31	1/4	79.3
10/2 @BAL	35	25	199	71.4	4	0	23t	0/0	123.4
10/9 SD	40	25	317	62.5	2	1	64t	3/17	93.4
10/16 KC	34	22	225	64.7	1	1	24	2/4	81.1
10/23 @JAX	37	23	200	62.2	1	0	56	0/0	85.4
10/30 @TB	59	40	513	67.8	4	0	68	2/15	117.4
11/6 DEN	31	20	184	64.5	0	0	21	2/5	80.6
11/21 HOU	31	21	295	67.7	3	1	75t	0/0	117.0
11/27 CAR	38	26	315	68.4	2	1	49	1/5	100.2
12/4 BUF	35	19	260	54.3	2	0	37t	0/0	97.3
12/8 @KC	41	17	117	41.5	0	0	18	1/8	49.1
12/18 @SD	30	19	213	63.3	1	1	28	2/13	81.7
12/24 IND	31	21	232	67.7	3	0	35	1/8	122.0
1/1 @DEN	INACTIVE								
Totals	560	357	3,937	63.8	28	6	75t	16/79	96.7

### 2015

	ATT	CMP	YDS	PCT	TD	INT	LG	SACKS	RT
9/13 CIN	12	7	61	58.3	0	0	24	0/0	71.9
9/20 BAL	46	30	351	65.2	3	0	68t	1/0	100.9
9/27 @CLE	32	20	314	62.5	2	0	55	0/0	115.9
10/4 @CHI	33	20	196	60.6	2	1	26t	2/23	84.9
10/11 DEN	39	26	249	66.7	1	1	33	4/26	82.1
10/25 @SD	31	24	289	77.4	3	0	52t	1/7	137.7
11/1 NYJ	36	23	333	63.9	4	0	59t	0/0	130.9
11/8 @PIT	44	24	301	54.5	4	1	38t	0/0	96.9
11/15 MIN	43	29	302	67.4	2	2	38	2/15	83.7
11/22 @DET	25	13	169	52.0	0	0	43	1/5	73.6
11/29 @TEN	37	24	330	64.9	3	0	41	1/7	120.3
11/6 KC	48	31	283	64.6	2	3	25t	4/21	68.3
12/13 @DEN	29	12	135	41.4	2	0	29	3/36	79.0
12/20 GB	47	23	276	48.9	2	2	41	3/24	63.8
12/24 SD	38	23	204	60.5	1	1	33	3/29	72.7
1/3 @KC	33	21	194	63.6	1	1	31t	6/37	77.1
Totals	573	350	3,987	61.1	32	13	68t	31/230	91.1

### 2014

	ATT	CMP	YDS	PCT	TD	INT	LG	SACKS	RT
9/7 @NYJ	32	20	151	62.5	2	0	30t	2/18	94.7
9/14 HOU	42	27	263	64.3	1	2	42	0/0	69.8
9/21 @NE	34	21	174	61.8	0	1	29	0/0	62.6
9/28 MIA	25	16	146	64.0	1	1	30	1/3	76.4
10/12 SD	34	18	282	52.9	4	1	77t	0/0	107.7
10/19 ARI	28	16	173	57.1	0	0	55	1/9	75.4
10/26 @CLE	54	34	328	63.0	1	0	31	4/17	86.0
11/2 @SEA	41	24	194	58.5	2	2	23	1/5	66.5
11/9 DEN	47	30	192	63.8	2	2	28	0/0	68.8
11/16 @SD	34	16	172	47.1	0	0	35	2/10	62.4
11/20 KC	35	18	174	51.4	1	0	37	1/2	75.2
11/30 @StL	39	24	173	61.5	0	2	18	3/23	50.5
12/7 SF	28	22	254	78.6	3	0	27	1/9	140.2
12/14 @KC	56	27	222	48.2	1	0	33	4/20	64.7
12/21 BUF	34	17	214	50.0	2	0	51	1/7	89.6
12/28 @DEN	36	18	158	50.0	1	1	46	3/26	59.7
Totals	599	348	3,270	58.1	21	12	77t	24/149	76.6



## RYAN CONNELLY

## 43 LB

HEIGHT: 6-2 • WEIGHT: 234

COLLEGE: WISCONSIN

JOINED SAINTS: FA-23

NFL EXPERIENCE: 4

BORN: 10/23/95

**NFL CAREER** – Connelly will provide experience and depth to the Saints linebacker corps and special teams units. In four seasons with the New York Giants (2019) and Minnesota Vikings (2020-22), the Eden Prairie, Minn. native has appeared in 31 games with three starts with career totals of 21 tackles (11 solo), one sack, two interceptions, two passes defended and nine special teams stops.

**CAREER TRANSACTIONS** – Signed by the New Orleans Saints to a reserve/future contract, 1/26/23; Elevated to active roster by Minnesota (standard), 1/7/23; Signed to practice squad by Minnesota, 10/6/22; Waived by Minnesota, 10/5/22; Activated by Minnesota from PUP, 10/4/22; Placed by Minnesota on Physically Unable to Perform, 8/23/22; Placed by Minnesota on Injured Reserve (knee), 12/13/21; Reinstated by Minnesota, 11/18/21; Placed by Vikings on Reserve/COVID-19, 11/8/21; Awarded to Minnesota Vikings off Waivers from Giants, 9/6/20; Waived by Giants, 9/5/20; Placed by Giants on Injured Reserve, 9/30/19; Signed by Giants to a four-year contract, 5/13/19; Selected by the New York Giants in the fifth round (143rd overall) of the 2019 NFL Draft.

**2022** – Appeared in finale for Vikings at Chicago, 1/8/23 and recorded one solo tackle. **2021** – Appeared in 12 games for Vikings, recording three special teams tackles, before suffering season-ending knee injury. **2020** – Played in 14 games for Vikings and had career-best six special teams stops...Made Vikings debut at Indianapolis Sept. 20 and had one special teams stop...Recorded two special teams tackles at New Orleans, Dec. 25. **2019** – Played in first four games of season for Giants and started final three he played in before suffering season-ending knee injury...Made debut in opener at Dallas, Sept. 8, where he had two solo tackles... Started first career game vs. Buffalo, Sept. 15 and posted six stops...Had interceptions in consecutive games at Tampa Bay, Sept. 22, and vs. Washington Sept. 29, when he added a sack. Notched first career pick off Jameis Winston at Buccaneers and returned it 13 yards. Added career-best seven tackles in game and helped team to a 32-31 win. The interception was the first by a Giants rookie 2008. Had most productive game of season vs. Washington before suffering injury. Grabbed an interception off Case Keenum on third play of game that set up a touchdown. Sacked Keenum for a two-yard loss on the next series and finished with five tackles.

**COLLEGE** – Capped Badgers career with 246 tackles, 29 stops for loss, 6.0 sacks and two interceptions in 52 games (26 starts)...Originally a walk-on, earned a scholarship before second season...Team captain started all 12 games he played as senior (2018) and was third-team All-Big Ten (coaches)...Helped Badgers go 4-0 in bowls and to two Big Ten Championship game appearances, high-



PLAYERS

## VETERANS

lighted by a 13-1 season in 2017 that ended with Orange Bowl win over Miami... Led team in tackles as junior (88) and ranked second on team as senior (89)... Honorable Mention All-Big Ten as junior and Academic All-Big Ten as junior and senior...Named Big Ten Defensive Player of the Week as a sophomore in 2016 for 11-tackle day against Nebraska, when he played in 14 games with six starts... Redshirted in 2014 and played in 12 games in 2015...Earned economics degree.


**PERSONAL** – Helped Eden Prairie (Minn.) HS to three straight Class 6A state football titles as a sophomore, junior and senior, playing under Coach Mike Grant, the son of late Pro Football Hall of Fame Vikings Head Coach Bud Grant...Helped lacrosse team to state titles as a junior and senior...Cousin, Anders Lee, plays in the NHL with the New York Islanders.

### RYAN CONNELLY

Year	Team	GP	GS	Tot	TACKLES			Yds	INTERCEPTIONS				FUMBLES			
					Solo	Asst	Sk		No	Yds	Lg	TD	PD	FF	FR	Yds
2019	N.Y. Giants	4	3	20	10	10	1.0	2.0	2	18	13	0	2	0	0	0
2020	Minnesota	14	0	0	0	0	0.0	0.0	0	0	0	0	0	0	0	0
2021	Minnesota	12	0	0	0	0	0.0	0.0	0	0	0	0	0	0	0	0
2022	Minnesota	1	0	1	1	0	0.0	0.0	0	0	0	0	0	0	0	0
<b>NFL totals</b>		<b>31</b>	<b>3</b>	<b>21</b>	<b>11</b>	<b>10</b>	<b>1.0</b>	<b>2.0</b>	<b>2</b>	<b>18</b>	<b>13</b>	<b>0</b>	<b>2</b>	<b>0</b>	<b>0</b>	<b>0</b>

**ADDITIONAL STATISTICS:** Special Teams Tackles — (2020, 6); (2021, 3) Total: 9.

**CAREER HIGHS:** Tackles — 7, at Tampa Bay (9/22/19); Solo Tackles — 3 (2x), last vs. Washington (9/29/19); Sacks — 1, vs. Washington (9/29/19); Passes Defensed — 1 (2x), last vs. Washington (9/29/19); Special Teams Tackles — 2, at New Orleans (12/25/20); Solo Special Teams Tackles — 2, vs. New Orleans (12/25/20).



# KEKE COUTEE

# 16 WR

HEIGHT: 5-11 • WEIGHT: 180

COLLEGE: TEXAS TECH

JOINED SAINTS: FA-23

NFL EXPERIENCE: 5

BORN: 1/1/1997

**NFL CAREER**— Joining the Saints at the end of the 2023 offseason, Keke Coutee is a seasoned pass catcher who owns the Houston Texans' postseason single-game record for receptions (11). Over five years with the Texans and Indianapolis Colts, the Lufkin, Texas native has played in 33 regular season games with 10 starts, recording 85 receptions for 966 yards and four touchdowns and five attempts for 14 yards and one touchdown. Also adding to the special teams unit, Coutee has added 24 punt returns for 200 yards and five kickoff returns for 97 yards. Coutee will look to provide depth in the wide receiver room for the Saints in 2023.

**TRANSACTIONS** – Signed by the New Orleans Saints, 6/15/23; Elevated by the Colts to the active roster (standard), 1/7/23; Elevated by the Colts to active





roster (standard), 12/31/22; Signed by the Colts to the practice squad, 12/29/22. Waived by the Colts, 12/13/22; Signed to the Colts active roster, 10/15/22; Elevated by the Colts to active roster (standard), 9/17/22; Signed by the Colts to the practice squad, 8/31/22...Released by the Colts, 8/30/22; Signed by the Colts to reserve/future contract, 1/10/22; Signed to the Colts active roster from the practice squad, 12/25/22; Signed to the Colts active roster from the practice squad, 10/23/21; Signed to the practice squad by the Indianapolis Colts, 9/2/21; Waived by Houston, 8/31/21; Signed by Houston to a four-year contract, 5/11/18; Selected in the fourth round (103rd overall) of the 2018 NFL Draft by the Houston Texans.

**2022** – Played in eight games for the Indianapolis Colts and recorded a 20-yard reception in 25-20 win at Las Vegas, Nov. 13. Added on 17 punt returns for 152 yards. **2022** – Appeared in two games for Colts and notched a five-yard reception at San Francisco, Oct. 24. **2020** – Played in eight games with four starts for Houston and set single-season career highs with 33 receptions for 400 yards and three touchdowns while adding on seven punt returns for 48 yards and five kick returns for 97 yards...Vs. New England, Nov. 22, recorded two receptions for ten yards and a TD in 27-20 win...Vs. Indianapolis, Dec. 6, registered eight receptions for a career-high 141 yards and contributed to special teams with 25 punt return yards and 87 kickoff return yards for career-high 253 all-purpose yards...Vs. Tennessee, 1/3/21, notched six receptions for 90 yards. **2019** – Appeared in nine games with four starts for Texans and recorded 22 receptions for 254 yards and two attempts for 14 yards and a touchdown...Vs. Atlanta, Oct. 6, recorded three receptions for 72 yards (career-best 24.0 avg) in 53-32 win...At Indianapolis, Oct. 20, finished with three receptions for 25 yards and a four-yard carry and a touchdown. **2018** – Played in six regular season games with two starts, finishing with 28 receptions for 287 yards and a touchdown and added three rushing attempts. In lone playoff game, set the Texans single-game postseason record for receptions when he finished with 11 for 110 yards and a TD...Made NFL debut at Colts, Sept. 30, and recorded career-high 11 receptions for 109 yards...Vs. Dallas, Oct. 7, registered six receptions for 51 yards and first career touchdown...In postseason debut vs Colts, 1/5/19, recorded postseason franchise-record 11 receptions for 110 yards and one TD.

**COLLEGE** – Three-year letterman at Texas Tech appeared in 38 games (15 starts) and recorded 159 receptions for 2,424 yards and 17 touchdowns... As a junior in 2017, named second-team All-Big 12 selection after seeing action in 13 games (11 starts) and tallying 93 receptions for 1,429 yards and ten touchdowns while adding on five carries for 15 yards and 10 kickoff returns for 315 yards and one touchdown. His 1,429 receiving yards were the second-most in a single-season in school history... As a sophomore in 2016, earned honorable mention All-Big 12 honors after he competed in 12 games (two starts) and registered 55 receptions for 890 yards and seven touchdowns. Also contributed three carries for two yards and one touchdown...In 2015 as a freshman, appeared in all 13 games (two starts) and compiled 11 receptions for 105 yards...Majored in general studies

**PERSONAL** – Attended Lufkin (Texas) HS and earned first-team All-District honors as a sophomore, junior and senior...As a senior, registered 56 receptions for 841 yards as well as nine punt returns for 273 yards and three touchdowns... High school teammate of Saints G/C Erik McCoy...Last name is pronounced Q-T... Key'vantanie Coutee was born on Jan. 14, 1997.

# VETERANS



PLAYERS

## KEKE COUTEE

Year	Team	RECEIVING							RUSHING				
		GP	GS	No	Yds	Avg	Lg	TD	Att	Yds	Avg	Lg	TD
2018	Houston	6	2	28	287	10.3	40	1	3	0	0.0	3	0
2019	Houston	9	4	22	254	11.5	51	0	2	14	7.0	10	1
2020	Houston	8	4	34	400	12.1	64	3	0	0	-	-	0
2021	Indianapolis	2	0	1	5	5.0	5	0	0	0	-	-	0
2022	Indianapolis	8	0	1	20	20.0	20	0	0	0	-	-	0
<b>NFL Totals</b>		<b>33</b>	<b>10</b>	<b>85</b>	<b>966</b>	<b>11.4</b>	<b>64</b>	<b>4</b>	<b>5</b>	<b>14</b>	<b>2.8</b>	<b>10</b>	<b>1</b>

Year	Team	KICKOFF RETURNS					PUNT RETURNS					
		No	Yds	Avg	Lg	TD	No	FC	Yds	Avg	Lg	TD
2020	Houston	5	97	19.4	28	0	7	6	48	6.9	11	0
2022	Indianapolis	0	0	-	0	0	17	9	152	8.9	19	0
<b>NFL Totals</b>		<b>5</b>	<b>97</b>	<b>19.4</b>	<b>28</b>	<b>0</b>	<b>24</b>	<b>15</b>	<b>200</b>	<b>8.3</b>	<b>19</b>	<b>0</b>

**CAREER HIGHS:** Receptions — 11, at Indianapolis (9/30/18); **Receiving Yards** — 141, vs. Indianapolis (12/6/20); **Long Reception** — 64, vs. Indianapolis (12/6/20); **Receiving TDs** — 1 (4x), last at Indianapolis (12/20/20); **Rushes** — 2, at Indianapolis (9/30/18); **Rushing Yards** — 10, vs. Carolina (10/29/19); **Long Rush** — 10, vs. Carolina (10/29/19); **Rushing TDs** — 1, at Indianapolis (10/20/19); **Kickoff Returns** — 4, vs. Indianapolis (12/6/20); **Kickoff Return Yards** — 87, vs. Indianapolis (12/6/20); **Long Kickoff Return** — 28, vs. Indianapolis (12/6/20); **Punt Returns** — 3, vs. Indianapolis (12/6/20); **Punt Return Yards** — 25, vs. Indianapolis (12/6/20); **Long Kickoff Return** — 11, vs. Indianapolis (12/6/20).

### POSTSEASON

Year	Team	RECEIVING							RUSHING				
		GP	GS	No	Yds	Avg	Lg	TD	Att	Yds	Avg	Lg	TD
2018	Houston	1	1	11	110	10.0	20	1	0	0	-	-	0
<b>NFL Totals</b>		<b>1</b>	<b>1</b>	<b>11</b>	<b>110</b>	<b>10.0</b>	<b>20</b>	<b>1</b>	<b>0</b>	<b>0</b>	<b>-</b>	<b>-</b>	<b>0</b>

**CAREER HIGHS:** Receptions — 11, vs. Indianapolis (1/5/19); **Receiving Yards** — 110, vs. Indianapolis (1/5/19); **Long Reception** — 20, vs. Indianapolis (1/5/19); **Receiving TDs** — 1, vs. Indianapolis (1/5/19).



# DEMARIO DAVIS

# 56 LB

**HEIGHT:** 6-2 • **WEIGHT:** 248  
**COLLEGE:** ARKANSAS STATE  
**JOINED SAINTS:** UFA-18 (NYJ)  
**NFL EXPERIENCE:** 12  
**BORN:** 1/11/1989

**NFL CAREER** – Since signing with New Orleans in 2018, Davis has made an instant impact to the defense and team as a whole, as he was immediately voted as a team captain. As a unit in 2022, New Orleans ranked fifth in total defense, sixth in red zone defense, fifth in opponent yards per game, second in pass defense and fourth in sacks per pass play. This dependable and sure-tackling defender led the Saints in stops for the fifth straight season, was selected as an *Associated Press* All-Pro for the fourth consecutive season and earned his first career Pro Bowl nod, posting 109 tackles, a career-high 6.5 sacks, six passes defended and one fumble recovery. For his career, the Brandon, Miss. native has missed only one game and played in 177 regular season contests with 163 starts for the Saints, New York Jets (2012-15, 2017), and Cleveland Browns (2016), recording 1,214 tackles (786 solo),



36.0 sacks, three interceptions, 51 passes defensed, three forced fumbles, seven fumble recoveries and 24 special team stops. Davis is one of only three active players with at least 1,200 career stops.

**CAREER TRANSACTIONS** – Signed a contract extension with Saints, 9/13/20; Signed by Saints to three-year contract (UFA-NYJ), 3/19/18; Traded by Browns to Jets, in exchange for S Calvin Pryor, 6/1/17; Signed by Browns to two-year contract (UFA-NYJ), 3/16/16; Signed four-year contract with Jets, 6/1/12; Selected by New York Jets in the third round (77th overall) of the 2012 NFL Draft.

**HONORS – 2022:** Second-team All-Pro (*Associated Press*, Pro Football Journal); Pro Bowl; New Orleans Saints Man of the Year (Team nominee for Walter Payton Man of the Year); Alexis de Tocqueville Award (United Way of Southeastern Louisiana). **2021:** AP second-team All-Pro. **2020:** AP second-team All-Pro; PFWA All-NFC; Bart Starr Award; Saints Man of the Year (Team nominee for Walter Payton Man of the Year); Greater New Orleans Sports Hall of Fame Jimmy Collins Award (Allstate Sugar Bowl). **2019:** *Associated Press* first-team All-Pro; NFL Way to Play Award (Week 10). **2018:** NFC Defensive Player of the Week (Week Four); Athletes in Action Call to Courage Award.

**2022** – Started all 17 games at MLB and led the Saints in stops for the fifth straight season, was selected as an *Associated Press* All-Pro for the fourth straight campaign and earned his first career Pro Bowl nod, posting a club-best 109 tackles (53 solo), a career-high 6.5 sacks, first in the NFL among inside linebackers, six passes defensed and a fumble recovery...Joined Rickey Jackson (1984 and 1986) as only the second Saints linebacker to have at least 105 tackles and six sacks in a season...A key member of a unit that finished second in pass defense, fifth in opponent yards per game, tied for fifth in sacks and ranked ninth in opponent points per game...In opening win at Atlanta, Sept. 11, recorded six tackles (five solo) and a QB hit...Vs. Tampa Bay, Sept. 18, recorded five tackles, a pass defense and a fumble recovery... At Carolina, Sept. 25, recorded five tackles, one sack/stop for loss, two quarterback hits and one pass defense...Vs. Minnesota (London), Oct. 2, made 150th career start and had eight tackles (five solo) with a sack/QB hit/stop for loss...Vs. Seattle, Oct. 9, finished with three tackles (two solo)...Vs. Cincinnati, Oct. 16, recorded nine tackles (seven solo), two sacks for a 17-yard loss to tie career-high, two stops for loss and two QB hits...At Arizona, Oct. 20, recorded four solo tackles, one sack/QB hit/stop for a six-yard loss, one stop for loss and a QB hit...Vs. Las Vegas, Oct. 30, finished with three tackles (two solo), including a stop for loss, as Saints recorded a 24-0 shutout...Vs. Baltimore, Nov. 7, recorded seven tackles (five solo), one sack and two stops for losses...At Pittsburgh, Nov. 13, recorded eight tackles (three solo), including a stop for loss...Vs. L.A. Rams, Nov. 20, in 75th career game played and started as Saint, recorded eight tackles (three solo) and one quarterback hit/split sack...At San Francisco, Nov. 27, registered eight tackles (two solo) and one pass defense...At Tampa Bay, Dec. 5, registered seven tackles (two solo), an interception and two passes defensed...Vs. Atlanta, Dec. 18, finished with team-best eight tackles (five solo)...At Cleveland, Dec. 24, had five assisted tackles...At Philadelphia, 1/1/23, registered team-high seven tackles (three solo) and one pass defense, becoming only the third active player with 1,200 stops...Became only third Saint with at least 100 tackles in five consecutive seasons, joining LB Joe Federspiel (six seasons, 1975-80) and S Roman Harper (five seasons, 2008-12) and has reached the century mark in six straight campaigns overall and in nine of his 11 campaigns...In finale vs. Carolina,

# VETERANS

1/8/23, registered eight tackles (three solo), including a stop for loss.

## 2022 GAME BY GAME

Date	Opp.	GP	ST	SOLO	AST	TOT	SACK / YDS	INT / YDS	PD	FF	FR
9/11	@ATL	X	X	5	1	6	0 0	0 0	0	0	0
9/18	TB	X	X	1	4	5	0 0	0 0	1	0	1
9/25	@CAR	X	X	2	3	5	1 3	0 0	1	0	0
10/2	MIN	X	X	5	3	8	1 11	0 0	0	0	0
10/9	SEA	X	X	2	1	3	0 0	0 0	0	0	0
10/16	CIN	X	X	7	2	19	2 17	0 0	0	0	0
10/20	@ARI	X	X	4	0	4	1 9	0 0	0	0	0
10/30	LV	X	X	2	1	3	0 0	0 0	0	0	0
11/7	BAL	X	X	5	2	7	1 0	0 0	0	0	0
11/13	@PIT	X	X	3	5	8	0 0	0 0	0	0	0
11/20	LAR	X	X	3	5	8	0.5 4.5	0 0	0	0	0
11/27	@SF	X	X	2	6	8	0 0	0 0	1	0	0
12/5	@TB	X	X	2	5	7	0 0	1 4	2	0	0
12/18	ATL	X	X	5	3	8	0 0	0 0	0	0	0
12/24	@CLE	X	X	0	5	5	0 0	0 0	0	0	0
1/1	@PHI	X	X	3	4	7	0 0	0 0	1	0	0
1/8	CAR	X	X	3	5	8	0 0	0 0	0	0	0
<b>2022 Season</b>		<b>17</b>	<b>17</b>	<b>53</b>	<b>56</b>	<b>109</b>	<b>6.5 44.5</b>	<b>1 4</b>	<b>6</b>	<b>0</b>	<b>1</b>

**2021**- Started all 16 games he played in at MLB and led the team in tackles for fourth consecutive season with 105 stops (70 solo), three sacks and seven passes defended, recording double-digits in three contests. Became the first Saint to reach the century mark in tackles in four consecutive seasons since Harper (2009-12) and the first Black and Gold defender with at least 101 stops in four straight campaigns since Federspiel. Selected *AP* second-team All-Pro...A key member of a unit that finished the season ranked first in the NFL in red zone touchdown percentage, second in opponent first downs and opponent rushing first downs, fourth in scoring defense, opponent net yards per play and run defense, seventh in total defense and eighth in sacks...Finished with four tackles in season-opening 38-3 win vs. Green Bay, Sept. 12, in contest played in Jacksonville, Fla. due to Hurricane Ida...Led Saints with 12 tackles (eight solo), a stop for loss and a pass defended at Carolina, Sept. 19...Recorded eight tackles (seven solo) with two stops for loss and two passes defended in win at New England, Sept. 26...Recorded eight tackles (five solo) and a sack at Washington, Oct. 10...Finished with a team-leading ten tackles (seven solo) on Monday Night Football victory at Seattle, Oct. 25. Also had two sacks, four stops for a loss, three quarterback hits and defended one pass...Recorded five tackles (three solo), including one stop for loss and a quarterback hit in victory over Tampa Bay, Oct. 31...Recorded six tackles (two solo), vs. Atlanta, Nov.7...Had a team-high ten tackles (six solo) with a stop for loss vs. Buffalo, Nov. 25...Had a team-high eight tackles with one stop for loss and defended one pass at N.Y. Jets, Dec. 12...Recorded team-high seven tackles (three solo) with a stop for loss and defended a pass in 9-0 shutout win at Tampa Bay on Sunday Night Football, Dec. 19...Missed Week 16 game vs. Miami due to COVID-19 protocols, ending his consecutive games played streak at 157 contests, which was the longest in the NFL at the time it ended...Returned to lineup vs. Carolina, 1/2/22 and posted five tackles (two solo) and a pass defense...In season finale at Atlanta, 1/9/22, recorded a team-high five solo tackles.

**2020**- Started all 16 regular games he played in and both postseason contests. Posted more than 100 tackles for the fourth consecutive regular season with a team-high 119 stops (73 solo), his seventh campaign at the century mark, reaching double-digits in four contests. Registered four sacks and six passes defended. *AP* second-team All-Pro. A key member of a unit that finished fourth in opponent yards





per game, also ranked fifth in points per game, passing yards per game and opponent third down conversion rate...In season-opening win vs. Tampa Bay, Sept. 13, started at WLB and finished with six tackles (five solo) and a sack of Tom Brady...At Las Vegas, Sept. 21, started at WLB and finished with eight tackles (five solo) and a pass defense...Vs. Green Bay, Sept. 27, started at WLB and finished with seven tackles (six solo) and a sack of Aaron Rodgers for 12-yard loss...At Detroit, Oct. 4, started at WLB and finished with five tackles (four solo)...Vs. L.A. Chargers, Oct. 12, started at WLB and tied for team lead with ten tackles (two solo) in Monday Night Football win... Vs. Carolina, Oct. 25, started at WLB and finished with two solo tackles...At Chicago, Nov. 1, started at WLB and finished with four solo tackles...At Tampa Bay, Nov. 8, started at WLB and posted five solo tackles, tied for team lead as New Orleans surrendered only 194 total net yards in 38-3 win...Vs. San Francisco, Nov. 15, started at MLB and recorded third sack of season, taking down Nick Mullens on final play of first quarter. Davis finished with 12 total tackles and added a pass defense, pacing a run defense that surrendered only 49 yards on 25 carries...Vs. Atlanta, Nov. 22, led Saints with seven tackles (four solo) while adding a sack and a pass defended...At Denver, Nov. 29, led the team in tackles with ten (seven solo) and crossed the 950 tackle mark for his career...At Atlanta, Dec. 6, started at MLB and led the team in tackles with nine (four solo)...At Philadelphia, Dec. 13, started at MLB and finished with six tackles (three solo)...Vs. Kansas City, Dec. 20, started at MLB and finished with a team-leading and season-high 15 tackles, marking his fourth game of 2020 with double-digit stops and his most as a Saint. Davis recorded the 1,000th tackle of his career (defense/special teams) on his fourth stop of the game, stopping Clyde Edwards-Helaire with 19 seconds left in first quarter. Became first Saints defender to surpass 100 stops in three consecutive seasons since Curtis Lofton (2012-14)...Vs. Minnesota, Dec. 25, started at MLB and finished with eight tackles (six solo)...At Carolina, 1/3/21, started at MLB and recorded the 1,000th defensive tackle of his career on a takedown of Curtis Samuel with 6:59 left in the game. Davis finished the game with five tackles (two solo) and added one pass defense. In Wild Card Playoff vs. Chicago, 1/10/21, started at MLB and finished with five tackles (four solo), as New Orleans set a team playoff record surrendering only 239 total net yards, only 48 on the ground on 19 attempts (2.5 avg.)...In Divisional Playoff vs. Tampa Bay, 1/17/21, started at MLB and finished with nine tackles (eight solo) and one sack of Brady, the first postseason takedown of Davis' career. Also led Saints defenders with two quarterback hits. **2019**- Started all 16 games. Posted a team-high 111 tackles, reaching double-digits in three contests...Registered four sacks, one interception and a career-high 12 passes defended...Voted *AP* first-team All-Pro...A key member of a defensive unit that finished ranked in the top five in opponent rushing yards per game for two consecutive seasons for only the second time in team history (1986-87)... Recorded seven tackles (four solo) in Wild Card Playoff vs. Minnesota, 1/5/20... Produced nine tackles apiece in back-to-back wins at Seattle, Sept. 22 and vs. Dallas, Sept. 29...Recorded seven solo tackles and two passes defended vs. Tampa Bay, Oct. 6...Made six tackles (five solo) and a pass defended in an effort where the defense only surrendered two field goals and 226 total net yards at Jacksonville, Oct. 13...Finished with a team-leading 11 tackles (seven solo), a sack and a pass defended vs. Atlanta, Nov. 10...Picked off Jameis Winston, posted a career-high four passes defended and added six tackles at Tampa Bay, Nov. 17...Finished with a team-leading 11 tackles (nine solo), one sack and one pass defended vs. Carolina, Nov. 24...Posted seven tackles (six solo) and a sack of Jimmy Garoppolo for a nine-yard loss vs. San Francisco, Dec. 8...Made three solo tackles and two passes defended vs. Indianapolis, Dec. 16...Dropped Ryan Tannehill for a ten-yard loss, led



PLAYERS

the team with 11 tackles (nine solo) and added one pass defended at Tennessee, Dec. 22. **2018** - Started all 16 regular season games and both postseason contests in first Saints campaign...Posted team-high 110 tackles (74 solo), five sacks and added four passes defended, two forced fumbles and a fumble recovery. Became only the fourth player in Saints history to record at least 110 tackles and five sacks in a single season, joining LB Rickey Jackson (1984 and '86) and LB Vaughan Johnson (1993)...Recorded eight tackles (five solo) in season opener vs. Tampa Bay, Sept. 9...Recorded nine tackles (three solo) and one forced fumble, playing a key role in a run-stopping effort where New Orleans gave up only 3.4 yards per carry vs. Cleveland, Sept. 16, holding Carlos Hyde to only 43 yards on 16 carries (2.7 avg.)...Finished with a team-leading nine tackles (six solo), helping lead the front seven in a run-stopping effort that surrendered only 48 yards rushing on 22 carries (2.2 avg.) at Atlanta, Sept. 23...Named NFC Defensive Player of the Week at N.Y. Giants, Sept. 30, with a team-best 11 tackles (nine solo) and tied his career-high with two sacks for a 17-yard loss, with the Saints giving up only 299 total net yards...Recorded six tackles (five solo) as Saints gave up only 39 yards rushing on 18 attempts (2.2 avg.), vs. Washington, Oct. 8...Finished with six tackles (five solo) and a pass defended, as New Orleans gave up only 77 yards rushing on 23 carries (3.3 avg.), at Baltimore, Oct. 21...Finished with six tackles (five solo) in Sunday night win at Minnesota, Oct. 28, as New Orleans surrendered only 85 yards rushing on 22 attempts (3.9 avg.)...Finished with a team-high seven tackles (five solo) vs. L.A. Rams, Nov. 4...Finished with five tackles (three solo) to tie for team lead at Cincinnati, Nov. 11...Finished with six tackles (five solo), a sack for seven yards, and one forced fumble vs. Atlanta, Nov. 22...Finished with 11 tackles (five solo) at Dallas, Nov. 29...Finished with eight tackles (seven solo) and a pass defended at Tampa Bay, Dec. 9...Led the team with eight tackles (four solo), including one sack and added two passes defended at Carolina, Dec. 17...Recorded fifth sack of season vs. Pittsburgh, Dec. 23. On Steelers' final play from scrimmage, a first-and-ten from the New Orleans 42-yard line, recovered a fumble at the New Orleans 35-yard line to clinch the victory. Finished with three total tackles...Made his postseason debut in the Divisional Playoff vs. Philadelphia, 1/13/19 and led the team with eight tackles...In the NFC Championship game vs. L.A. Rams, 1/20/19, led the team with 14 tackles (10 solo), a one-yard interception return and one pass defended.

**2017** - Started all 16 games for the Jets at ILB and posted a team-best and a career-high 165 tackles (112 solo), five sacks, tied for second in NFL among inside linebackers, three passes defended and a fumble recovery...At Buffalo, Sept. 10, led team in tackles (14). Also added a split sack...At Cleveland, Oct. 8, led the Jets in tackles for the fifth straight week (nine), adding a team-high four quarterback hits...Tied for the team lead in tackles (11) and added a fourth quarter nine-yard sack at Miami, Oct. 22...Vs. Buffalo, Nov. 2, tied for team lead in tackles (11). Added a three-yard sack in the second quarter and a fourth quarter fumble recovery that set up a touchdown on the next play...Vs. Carolina, Nov. 12, for eighth time of season, led Jets in tackles with 14. In the third quarter with Carolina backed up at their own 14-yard line, Davis recorded a third down sack to force a punt...At Denver, Dec. 10, recorded a career-high 16 tackles, including a stop for loss and a half-sack. Takedown brought Davis' total to team-best and five. **2016** - Voted as season-long captain by his teammates in only season in Cleveland...Finished second on team with 99 tackles and added two sacks, two passes defended and a forced fumble...Dec. 18, at Buffalo, recorded ten tackles, tying season-high for third time in 2016...Nov. 10, at Baltimore, registered first sack of season and added three tackles...Nov. 6, vs. Dallas, forced first fumble of season, matching season-high with ten tackles. **2015** - Started all 16 games and finished with a team-high 114 tackles, five passes defended, two sacks

and a fumble recovery for Jets...Dec. 13, vs. Tennessee, earned second sack of season when he took down Marcus Mariota for a 13-yard loss on fourth down to halt a fourth quarter drive...Nov. 12, vs. Buffalo, tied for the team lead with nine tackles (seven solo) and registered his first sack of the season...Oct. 4, at Miami, recorded three passes defended and four tackles...Nov. 27, vs. Philadelphia, registered 15 tackles (including two for loss) and recovered a fumble. **2014** - Started all 16 games for Jets and recorded 125 tackles (87 solo), 3.5 sacks, six passes defended, two fumble recoveries and two special teams stops...Dec. 28, at Miami, in the fourth quarter, sacked Tannehill for a seven-yard loss and finished with four tackles, a sack and a fumble recovery...Dec. 21, vs. New England, combined with Antonio Allen to drop Brady for eight-yard loss and also tallied 12 tackles, one pass defended and one QB hit...Sept. 22, vs. Chicago, led team with 12 tackles and recorded a half sack for loss of 0.5 yards, recovered a fumble and broke up a pass...Sept. 14, at Green Bay, recorded first-career multi-sack performance, finishing with two takedowns for a 22-yard loss to go with seven tackles (including two for loss). **2013** - Started all 16 games for Jets, ranking second on team with 120 tackles (75 solo), one sack for a three-yard loss, an interception, a pass defended and six special teams stops...Nov. 2, vs. New Orleans, recorded his first-career interception when he picked off a first quarter Drew Brees pass...Sept. 22, vs. Buffalo, amassed nine tackles (one for loss) and first career sack...Sept. 8, vs. Tampa Bay, logged seven tackles, including a touchdown-saving rundown of Vincent Jackson to help win game. **2012** - Played in all 16 games with three starts as rookie for Jets. Finished second on team with 16 special teams tackles, also recording 33 defensive tackles (21 solo) and one fumble recovery...Nov. 22, vs. New England, recorded season-high eight tackles.

**COLLEGE**- Played in 48 career games at Arkansas State, starting the final 37. Amassed 230 career tackles, seven sacks, five forced fumbles and three fumble recoveries, including one returned 53 yards for a touchdown...Added seven passes defended and four interceptions, including a 75-yard TD...Three-time All-Sun Belt Conference...Earned bachelor's degree in communications...Named to Arkansas State's Athletic Director's Honor Roll and Sun Belt Conference Academic Honor Roll multiple times.

**PERSONAL**- Prepped at Brandon (Miss.) HS and led the team to its 14th playoff appearance in a 16-year period...Recorded 81 tackles, six interceptions and one sack as senior...2006 All-Region 3-5A, Mississippi Athletic Conference first-team All-State and *Clarion Ledger* All-Metro selection...Played mostly wide receiver as sophomore and junior...Recorded four touchdowns and 386 receiving yards as a senior team captain...Starter on the basketball team and competed in the high jump in track & field...Cousin of the late Steve McNair, the standout quarterback for the Tennessee Titans (1995-2005) and Baltimore Ravens (2006-07)...Held an internship with the United Way in Washington D.C. in 2017...Participated in the Willie Colon Alliance for Lupus Research (ALR) Golf Outing, benefiting the ALR Jean Davis Research Grant...Partnered with Saks Fifth Avenue as part of the "Taste of the New York Jets" on a fashion show with teammates to raise funds for the Food Bank for New York City...Hosts annual youth summer camps for middle school youth in Jackson, as well as sponsoring his own seven-on-seven football team in Mississippi...This offseason, Davis opened the Devoted Dreamers Academy at Southern University of New Orleans, a program designed to serve New Orleans youth through sports, academics and mentorship, with gradual plans to evolve into a full-service academic institution...As part of the NFL's Crucial Catch partnership with the American Cancer Society



# VETERANS

in 2022, met with a skin cancer survivor at training camp, as part of the team and league's "Sun Safety" initiative...For the league's "My Cause, My Cleats" promotion, wore specially designed cleats to support and bring attention to the Devoted Dreamers Academy...Participated in the Zurich Classic's Celebrity Shootout event in 2022 to raise funds for and bring awareness to Devoted Dreamers...Distributed Christmas gifts to underprivileged children on behalf of the Fore Kids Foundation in 2018... In 2019, partnered with the United Way to help raise money for those affected by the Flint, Mich. water crisis, personally visiting Flint...Participated in the 2019 Saints Hall of Fame Golf Tournament at Bayou Oaks Golf Club...In 2020, partnered with the United Way of Southeast Louisiana with a matching donation to the Hospitality Cares Pandemic Response Fund, which provides aid and assistance in the form of crisis grants to hospitality workers in need...For the 2020 postseason, spearheaded a campaign through his foundation and in collaboration with the Athletics Corner to donate over 16,000 meals to a local food bank...At the 2021 NFL Draft in Cleveland, announced the team's third round pick, CB Paulson Adebo on behalf of the team and league...Demario and his wife, Tamela have hosted multiple "Dinner with the Davises" events in various locations in the Greater New Orleans area, where they serve a sit down dinner for families, designed to promote and encourage family dinner time...Enlisted teammates in 2021 for his first "Dining for Dreams" celebrity waiter dinner event to raise money for the foundation as well as Hurricane Ida relief efforts locally...Born January 11, 1989 in Collins, Miss..

## DEMARIO DAVIS

Year	Team	GP	GS	Tot	TACKLES			Yds	INTERCEPTIONS				FUMBLES		
					Solo	Asst	Sk		No	Yds	Lg	TD	PD	FF	FR
2012	N.Y. Jets	16	3	33	21	12	0.0	0.0	0	0	0	0	0	1	0
2013	N.Y. Jets	16	16	120	75	45	1.0	3.0	1	0	0	0	1	0	0
2014	N.Y. Jets	16	16	125	87	38	3.5	33.0	0	0	0	0	6	0	2
2015	N.Y. Jets	16	16	118	75	43	2.0	14.0	0	0	0	0	5	0	1
2016	Cleveland	16	15	99	59	40	2.0	20.0	0	0	0	0	2	1	0
2017	N.Y. Jets	16	16	165	112	53	5.0	21.5	0	0	0	0	3	0	1
2018	New Orleans	16	16	110	74	36	5.0	43.0	0	0	0	0	4	2	1
2019	New Orleans	16	16	111	87	24	4.0	37.0	1	1	1	1	12	0	0
2020	New Orleans	16	16	119	73	46	4.0	36.0	0	0	0	0	5	0	0
2021	New Orleans	16	16	105	70	35	3.0	16.0	0	0	0	0	7	0	0
2022	New Orleans	17	17	109	53	56	6.5	41.5	1	4	0	0	6	0	1
<b>NFL totals</b>		<b>177</b>	<b>163</b>	<b>1214</b>	<b>786</b>	<b>428</b>	<b>36.0</b>	<b>265.0</b>	<b>3</b>	<b>5</b>	<b>1</b>	<b>0</b>	<b>51</b>	<b>3</b>	<b>7</b>
<b>Saints totals</b>		<b>81</b>	<b>81</b>	<b>554</b>	<b>357</b>	<b>197</b>	<b>16.0</b>	<b>173.5</b>	<b>2</b>	<b>5</b>	<b>1</b>	<b>0</b>	<b>34</b>	<b>2</b>	<b>2</b>

**ADDITIONAL STATISTICS: Special Teams Tackles** — (2012, 16); (2013, 6); (2014, 2) **Total: 24.**

**CAREER HIGHS: Tackles** — 16, at Denver (12/10/17); **Sacks** — 2 (4x), last vs. Cincinnati (10/16/23); **Interceptions** — 1 (3x), vs. New Orleans (11/3/13), at Tampa Bay (11/17/19) and at Tampa Bay (12/5/22); **Passes Defended** — 4, at Tampa Bay (11/17/19); **Forced Fumbles** — 1 (3x), last vs. Atlanta (11/22/18); **Fumble Recoveries** — 1 (7x), last vs. Tampa Bay (9/18/22).

### POSTSEASON

Year	Team	GP	GS	Tot	TACKLES			Yds	INTERCEPTIONS				FUMBLES		
					Solo	Asst	Sk		No	Yds	Lg	TD	PD	FF	FR
2018	New Orleans	2	2	22	15	7	0.0	0.0	1	1	1	0	1	0	0
2019	New Orleans	1	1	7	4	3	0.0	0.0	0	0	0	0	2	0	0
2020	New Orleans	2	2	14	12	2	1.0	10.0	0	0	0	0	0	0	0
<b>NFL Totals</b>		<b>5</b>	<b>5</b>	<b>43</b>	<b>31</b>	<b>12</b>	<b>1.0</b>	<b>10.0</b>	<b>1</b>	<b>1</b>	<b>1</b>	<b>0</b>	<b>3</b>	<b>0</b>	<b>0</b>

**POSTSEASON CAREER HIGHS: Tackles** — 14, vs. L.A. Rams (1/20/19); **Sacks** — 1, vs. Tampa Bay (1/17/21); **Interceptions** — 1, vs. L.A. Rams (1/20/19); **Passes Defended** — 2, vs. Minnesota (1/5/20).





# ANDREW DOWELL

# 50 LB

HEIGHT: 6-0 • WEIGHT: 238  
 COLLEGE: MICHIGAN STATE  
 JOINED SAINTS: FA-17  
 NFL EXPERIENCE: 4  
 BORN: 1/16/96

**NFL CAREER** – After originally signing with the Dallas Cowboys as an undrafted free agent in 2019, Dowell joined the Saints at the end of his rookie season and spent the majority of the 2020 campaign on the Saints practice squad, before making his NFL Debut in the regular season finale. In 2021, Dowell made a huge impact on special teams, appearing in 16 games, posting one defensive tackle and 14 special teams stops, good for second on the team and tied for fifth-best in the league. He also blocked one punt. Dowell was the only player in the NFL to record five special teams tackles in a single game in 2021. In 2022, Dowell appeared in all 17 games and continued to carve out his place on special teams as he led the Saints with 379 snaps in the kicking game and recorded seven stops and two forced fumbles.

**CAREER TRANSACTIONS** – Re-signed by the Saints, 4/3/23; Signed by the Saints to reserve/future contract, 1/18/21; COVID-19 Elevation to practice squad (COVID-19) by the Saints, 1/2/21; Agreed to terms on a practice squad contract with New Orleans, 9/6/20; Waived by New Orleans, 9/5/20; Signed by the New Orleans Saints to a reserve/future contract, 1/6/20; Signed by the Saints to the practice squad, 11/20/19; Waived by the Cowboys, 8/11/19; Signed by the Cowboys, 5/1/19.

**2022** – Appeared in all 17 games with a club-best 379 snaps in the kicking game and recorded seven special teams tackles and two forced fumbles...In 39-32 win vs. Seattle, Oct. 9, recorded a solo tackle...Vs. Cincinnati, Oct. 16, recorded a solo tackle and a forced fumble...At Arizona, Oct. 20, posted a solo tackle...At Philadelphia, 1/1/23, tallied two tackles (one solo)...Vs. Carolina, 1/8/23, finished with one assisted tackle and one forced fumble. **2021** – Appeared in 16 games posting one defensive tackle and 14 special teams stops, good for second on the team and tied for fifth-best in the league. Also blocked one punt...Vs. Green Bay, Sept. 12, played on defense and special teams and recorded a tackle...Played on special teams and recorded one tackle and his first career blocked punt, at New England, Sept. 26...At Washington, Oct. 10, played on special teams and recorded a tackle...At Tennessee, Nov.14, inactive...Played on special teams and recorded two tackles, at Philadelphia, Nov. 21...Vs. Dallas, Dec. 2, Played on special teams and finished with a tackle...Played on special teams and finished with two tackles at N.Y. Jets, Dec. 12...At Tampa Bay, Dec. 19 played on special teams and finished with five tackles (four solo). Became first National Football League player in 2021 to record five special teams stops...Vs. Miami, Dec. 27, played on special teams and finished with one tackle...In season finale at Atlanta, 1/9/22, played on special teams and recorded one tackle to finish season with 14. **2020** – Spent the first 16 weeks

# VETERANS

on the New Orleans practice squad...Made his NFL debut in Week 17 at Carolina, 1/3/21. **2019** – Spent the offseason and start of training camp as a member of the Dallas Cowboys before joining the Saints practice squad at midseason.

**COLLEGE** – Four-year letterwinner and three-year starter at LB for Michigan State, posting 260 tackles, including 15 for losses with 5.5 sacks, 16 passes defended, three fumble recoveries, two forced fumbles and one interception... As a senior in 2018, named honorable mention All-Big Ten, starting all 13 games and posting a career-best 97 tackles, 8.5 tackles for loss, nine breakups and 3.5 sacks...Started all 13 games as a junior and ranked second on team with 74 tackles, 2.5 stops for losses, one sack, four passes defended, one forced fumble and one fumble recovery...As a sophomore, fourth on team with 67 tackles, starting 8-of-12 games played...As a true freshman, played in 13 games, primarily on special teams, and led unit with ten tackles...Graduated with a bachelor's degree in advertising management and currently working towards a master's in sports administration at Northwestern University.

**PERSONAL** – Attended St. Edward (Lakewood, Ohio) HS, rushing 47 times for 241 yards (5.1 avg.) with six touchdowns and catching ten passes for 148 yards and three TDs as a senior...Also started at safety as a senior, notching 153 stops, six picks - three for touchdowns - and 11 passes defended...Ranked among Scout.com's Top 300 prospects (No. 197)...AP Division I All-Ohio first-team and Cleveland.com All-Star Team as senior...National Football Foundation Scholar-Athlete...Led St. Edward's 31-21 win over Huber Heights Wayne in 2014 Division I state championship...Dowell and his brothers David, who he played with at Michigan State and youngest, Michael, who also played for the Spartans is currently playing a graduate transfer year at Miami (Ohio), have formed the DO-WELL Foundation. In July, 2022, they hosted their first DO-WELL youth football camp at St. Edward for both boys and girls. Also played basketball and ran track at St. Edward...Also enjoys playing golf and played in the 2022 and 2023 Saints Hall of Fame Golf Tournaments at Chateau Country Club...Andrew Jordan Dowell was born on Nov. 16, 1996 in Fairview, Ohio.

## ANDREW DOWELL

Year	Team	GP	GS	Tot	TACKLES			Yds	INTERCEPTIONS			FUMBLES			
					Solo	Asst	Sk		No Yds	Lg	TD	PD	FF	FR	Yds
2020	New Orleans	1	0	0	0	0	0.0	0	0	0	0	0	0	0	0
2021	New Orleans	16	0	1	1	0	0.0	0	0	0	0	0	0	0	0
2022	New Orleans	17	0	0	0	0	0.0	0	0	0	0	0	0	0	0
<b>NFL Totals</b>		<b>34</b>	<b>0</b>	<b>1</b>	<b>1</b>	<b>0</b>	<b>0.0</b>	<b>0.0</b>	<b>0</b>	<b>0</b>	<b>0</b>	<b>0</b>	<b>0</b>	<b>0</b>	<b>0</b>

**ADDITIONAL STATISTICS:** Special Teams Tackles — (2021, 14); (2022, 7) **Total: 21;** Blocked Punts — (2021, 1) **Total: 1;** Special Teams Forced Fumbles — (2022, 2) **Total: 2**

**CAREER HIGHS:** Tackles — 1, vs. Green Bay (9/12/21); Solo Tackles — 1, vs. Green Bay (9/12/21); Special Teams Tackles — 5, at Tampa Bay (12/19/21).



# BRYAN EDWARDS

# 11 WR

HEIGHT: 6-3 • WEIGHT: 215  
 COLLEGE: SOUTH CAROLINA  
 JOINED SAINTS: FA-23  
 NFL EXPERIENCE: 4  
 BORN: 11/13/98

**NFL CAREER** – Originally a third round draft pick (81st overall) of the Las Vegas Raiders in 2020 out of South Carolina, this tall target has the ability to make contested catches and will look to compete for a roster spot by contributing on offense and special teams. Over the course of his three-year career with the Raiders (2020-21) and Atlanta Falcons (2022), he has played in 35 games with 16 starts, recording 48 receptions for 779 yards with four touchdowns.

**CAREER TRANSACTIONS** – Agreed to terms with the New Orleans Saints, 3/27/23; Practice squad contract terminated by the Chiefs, 1/4/23; Signed by the Kansas City Chiefs to the practice squad, 11/28/22; Waived by the Falcons, 11/24/22; Traded to the Atlanta Falcons, 5/13/22; Activated by the Raiders from Reserve/COVID-19, 12/30/21; Placed by the Raiders on Reserve/COVID-19, 12/26/21; Signed by the Raiders to a four-year contract, 7/25/20; Selected by the Las Vegas Raiders in the third round (81st overall) of the 2020 NFL Draft.

**2022** – Appeared in seven games with one start for the Falcons and recorded three receptions for 15 yards. Also spent six weeks on the Chiefs practice squad.

**2021** – Set career-highs for receptions (34), receiving yards (571) and receiving touchdowns (three) in 16 games (12 starts) for the Raiders...Caught three passes for 41 yards (13.7 avg.) in the AFC Wild Card Playoff loss at Cincinnati...Started vs. Baltimore, Sept. 13 and set a career-high with four receptions for 81 yards (20.3 avg.)...Sept. 26, vs. Miami, Started and posted three receptions for a career-high 89 yards (career-best 29.7 avg.)...At Denver, Oct. 17, started and posted two receptions for 67 yards, including a career-long 51-yard grab...Vs. Philadelphia, Oct. 24, started and made three receptions for 43 yards and a TD...Nov. 14, vs. Kansas City, had three receptions for 88 yards (29.3 avg.) with a 37-yard TD from Derek Carr...At Cleveland, Dec. 12, first quarter five-yard TD catch from Carr gave the Raiders a 7-0 lead...In regular season finale victory vs. Los Angeles Chargers, 1/9/22, started and tied a career-high with four receptions for 63 yards as win put Raiders in playoffs. **2020** - In 12 games with three starts for Las Vegas, recorded 11 receptions for 193 yards (17.5 avg.) with one touchdown...In season finale at Denver, 1/3/21, caught two passes for 51 yards, including a 26-yard TD from Carr.

**COLLEGE** – Played four seasons (2016-19) at the University of South Carolina, where he totaled 234 receptions for 3,045 yards (13.0 avg.) and 22 touchdowns in 48 games played and started for the Gamecocks...Set program records for career receptions (234) and career receiving yards (3,045), while his 22 touchdowns were the third-most in school history, behind only Alshon Jeffrey (23) and

# VETERANS

Sidney Rice (23)...As a senior in 2019, was named a team captain and played in 10 games, recording 71 receptions for 816 yards (15.4 avg.) with six TDs, winning the Steve Spurrier MVP Award and being named second-team All-Southeastern Conference. Reached 100 receiving yards in eight career games and recorded at least five receptions in 25 contests...Tallied 55 receptions for 846 yards (15.4 avg.) and seven TDs in 2018...Notched 64 receptions for 793 yards (12.4 avg.) and five TDs as a sophomore in 2017...Earned freshman All-SEC honors in 2016 after finishing with 44 receptions for 590 yards (13.4 avg.) and four TDs, as only the sixth true freshman to start in the season opener for Carolina since 2009...Graduated with a bachelor's degree in sport and entertainment management.

**PERSONAL** – Attended Conway (S.C.) HS where he was a finalist for South Carolina's "Mr. Football". Finished his high school career with 188 receptions for 2,562 yards and 32 touchdowns. Selected to play in the Shrine Bowl and U.S. Army All-American Game...Tallied 53 receptions for 969 yards and nine touchdowns as a senior in 2015...Played in the 2023 Saints Hall of Fame Golf Tournament at Chateau Country Club.

## BRYAN EDWARDS

Year	Team	RECEIVING							RUSHING				
		GP	GS	No	Yds	Avg	Lg	TD	Att	Yds	Avg	Lg	TD
2020	Las Vegas	12	3	11	193	17.5	34	1	0	0	-	-	0
2021	Las Vegas	16	12	34	571	16.8	51	3	1	0	0.0	0	0
2022	Atlanta	7	1	3	15	5.0	10	0	0	0	-	-	0
<b>NFL Totals</b>		<b>35</b>	<b>16</b>	<b>48</b>	<b>779</b>	<b>16.2</b>	<b>51</b>	<b>4</b>	<b>1</b>	<b>0</b>	<b>0.0</b>	<b>0</b>	<b>0</b>

**ADDITIONAL STATISTICS:** Miscellaneous Tackles — (2021, 1).

**CAREER HIGHS:** Receptions — 4 (2x), last vs. Los Angeles Chargers (1/9/22); Receiving Yards — 89, vs. Miami (9/6/22); Long Reception — 51, at Denver (10/17/22); Receiving TDs — 1 (3x), last at Cleveland (12/20/21).

### POSTSEASON

Year	Team	GP	GS	RECEIVING				
				No	Yds	Avg	Lg	TD
2021	Las Vegas	1	0	3	41	13.7	19	0
<b>NFL Totals</b>		<b>1</b>	<b>0</b>	<b>3</b>	<b>41</b>	<b>13.7</b>	<b>19</b>	<b>0</b>

**CAREER HIGHS:** Receptions — 3, at Cincinnati (1/15/22); Receiving Yards — 41, at Cincinnati (1/15/22); Long Reception — 19, at Cincinnati (1/15/22); Receiving TDs — 0.





**BLAKE  
GILLIKIN**

**5  
P**

HEIGHT: 6-2 • WEIGHT: 196  
COLLEGE: PENN STATE  
NFL EXPERIENCE: 3  
JOINED SAINTS: FA-20  
BORN: 1/21/98

**NFL CAREER** –The former Penn State standout took over the punting duties in 2021, proving to be a valuable weapon with his strong leg and directional kicking abilities. In his second season, he punted 77 times for 3,571 yards (46.4 gross), a 41.6 net average and 32 pinned inside the 20-yard line, a franchise record and ranked fourth in the NFL, while holding for all field goal and extra point attempts.

**CAREER TRANSACTIONS** – Re-signed, 3/16/23; Placed on Injured Reserve, 9/9/20; Agreed to terms on a three-year contract as an undrafted free agent, 4/2/20.

**HONORS – 2021:** NFC Special Teams Player of the Month (October).

**2022** – Played in all 17 games and punted 77 times for 3,571 yards (46.4 gross), a 41.6 net average and 32-downed inside the 20, and held for all field goal and PAT attempts. 32-downed inside the 20, surpassing the team record that Gillikin (2021) and Thomas Morstead (2019) were tied for...In season-opening win at Atlanta, Sept. 11, punted five times for 272 yards (54.4 avg., 46.0 net), including one inside the 20...Vs. Tampa Bay, Sept. 18, punted five times for 218 yards (43.6 avg., 40.2 net), including two inside the 20-yard line...At Carolina, Sept. 25, punted six times for 285 yards (47.5 avg., 40.5 net), including two inside the 20...Vs. Minnesota (London), Oct. 2, punted four times for 194 yards (48.5 avg., 42.8 net), including a second quarter 63-yarder, with one inside the 20-yard line...Vs. Seattle, Oct. 9, punted four times for 189 yards (47.3 avg., 37.3 net) with two touchbacks and a long of 62...Vs Cincinnati, Oct. 16, punted three times for 149 yards (49.7 avg., 38.7 net) with a long of 61...At Arizona, Oct. 20, Punted twice for 94 yards (47.0 gross and net) with both dropping inside the 20-yard line...Vs. Las Vegas, Oct. 30, punted twice for 80 yards with a 38.5 net and both dropping inside the 20...At Pittsburgh, Nov. 13, punted five times for 259 yards and had a 47.2 net punting average with two dropped inside the 20... Vs. L.A. Rams, Nov. 20, punted five times for 239 yards and had a 45.0 net punting average with three dropped inside the 20...At San Francisco, Nov. 27, punted four times for 183 yards and had a 36.3 net punting average with two dropped inside the 20...At Tampa Bay, Dec. 5, punted six times for 262 yards and had a 40.3 net punting average with three dropped inside the 20 and a 62-yard punt...Vs Atlanta, Dec. 18, punted four times for 181 yards with a 45.3 net average, one downed inside the 20 and a long of 53 yards...At Cleveland, Dec. 24, punted six times for 256 yards with a 42.3 gross and 36.5 net and two downed inside the 20 and a long of 52 yards...At Philadelphia, 1/1/23, punted six times for 256 yards with a 42.7 gross and 41.5 net, a career-best five dropped inside the 20 and a long of 55...Vs. Carolina, 1/8/23, punted five times for 224 yards with a 44.8 gross and a 40.4 net with two dropped inside the



20 with a career-long of 68 yards. **2021** – Played in all 17 games and punted 83 times for 3,956 yards (47.7 gross), a 42.0 net average and 29 downed inside the 20 and held for all field goal and PAT attempts...Vs. Green Bay, Sept. 12, made his NFL debut and punted twice for 103 yards (51.5 gross punting average and 43.0 net) with one downed on the Green Bay five-yard line...Punted six times for 294 yards (49.0 gross punting average and 45.0 net) with a 60 yard punt with one downed inside the twenty, at Carolina, Sept. 19...At New England, Sept. 26, punted five times for 249 yards (49.8 gross punting average, 39.8 net) with a long of 56...Punted three times for 132 yards (44.0 gross average, 35.3 net) with a long of 55 and two downed inside the 20-yard line, vs. N.Y. Giants, Oct. 3...At Washington, Oct. 10, punted five times for 268 yards (53.6 gross average, 51.6 net) with a long of 60. Gillikin had three punts downed inside the five-yard line...At Seattle, Oct. 25, punted six times for 285 yards (47.5 gross average, 44.3 net) with a long of 58 yards. Had four punts downed inside the 20-yard line. Also had one punt downed at the one...Punted three times for 158 yards (52.7 gross, 48.0 net) with a career-long of 63 and one downed inside the 20-yard line, vs. Tampa Bay, Oct. 31. Selected as NFC Special Teams Player of the Month (October)...Vs. Atlanta, Nov. 7, punted three times for 122 yards (40.7 gross, 34.0 net) with a long of 45 and one downed inside the 20-yard line...Punted five times for 202 yards (40.4 gross average, 34.6 net) with a long of 43 and one downed inside the 20-yard line, at Tennessee, Nov. 14...At Philadelphia, Nov. 21, punted six times for 299 yards (49.8 average, 42.7 net) with a long of 62 and three downed inside the 20-yard line, including two downed inside the five...Punted five times for 235 yards (47.0 gross average, 37.2 net) with a long of 53 yards, vs. Buffalo, Nov. 25...Vs. Dallas, Dec. 2, punted six times for 308 yards (51.3 gross average, 44.0 net) with a long of 62 yards and one downed inside the 20-yard line...Punted five times for 258 yards (51.6 gross average, 42.8 net) with a long of 62 yards and one downed inside the 20-yard line, at N.Y. Jets, Dec. 12...At Tampa Bay, Dec. 19, punted a career-high nine times for 412 yards (45.8 gross average, 41.2 net) with a long of 58 yards. Gillikin also downed four punts inside the 20-yard line...Punted seven times for 316 yards (45.1 gross average, 43.9 net) with a long of 54, vs. Miami, Dec. 27. Also downed two punts inside the 20...Vs. Carolina, 1/2/22, punted five times for 215 yards (43.0 gross, 39.0 net) with a 63-yard punt, with three punts downed inside the 20-yard line and only one touchback...At Atlanta, 1/9/22, punted twice for 100 yards (50.0 gross average, 44.0 net) with a long of 52 yards and one punt downed inside the 20-yard line. **2020** - Spent the regular season and postseason on Injured Reserve.

**COLLEGE** – Tied for second on Penn State’s career gross punting average charts (43.03 ypp.), landed 53 career punts inside the opponent’s ten-yard line (seven in 2016, 18 in 2017, 12 in 2018, 15 in 2019) and the only player in program history with seven punts of 65 or more yards...In 2019, special teams captain averaged 42.2 yards per punt as he was selected All-Big Ten honorable mention by the conference coaches and media and a CoSIDA Academic All-American first team for second consecutive year...In 2018, played in all 13 games, averaging 44.0 gross yards per punt, ranked second in the Big Ten and 22nd in the nation...In 2017, earned consensus second-team All-Big Ten (coaches and media), averaging 43.2 gross yards per punt...In 2016, selected ESPN.com True Freshman All-America, Campus Insiders Freshman All-America honorable mention, ESPN.com Big Ten All-Bowl Team, All-Big Ten honorable mention (coaches and media), BTN.com and ESPN.com All-Big Ten Freshman Team, as he was ranked third in conference with a 42.8 gross punting average...Created a program to have his fellow student-athletes donate their new or gently used backpacks and filled them with school supplies to give them

## VETERANS

to underprivileged kids at the Youth Service Bureau in Centre County. In addition, he served as the treasurer of the Penn State Uplifting Athletes chapter in 2018, helping the chapter raise nearly \$115,000 million for rare disease treatment and research. Gillikin also participated in THON events, Hershey Hospital visits and a variety of other community service projects...Kinesiology Major.

**PERSONAL** – Three-time letterman at Westminster (Atlanta, Ga.) School, helping them to first Class AAA Georgia State Championship since 1978 by kicking three field goals, including a 53-yard boot, and two punts of 60 yards in final. Had school-record 56-yard field goal...Kohl's Pro Camp five-star punter and kicker... *Atlanta Journal-Constitution* first-team South Fulton All-Metro and first-team All-Metro as a senior...Averaged 45.2 yards per punt and 19 downed inside the 20 as senior, 54-for-54 on PATs and 16-of-26 on field goals...Four-year soccer and two-year basketball letterman...Helped Wildcats to 2013 Class AA Soccer Championship and to 2014 runner-up finish...Mother, Taryn, swam at Kansas...Father, Walt, swam at North Carolina...Twin brother, Tyler, handled long snapping duties at Northwestern from 2017-20...As a member of the Saints, a regular visitor to young patients at local hospitals...Played in the 2023 Saints Hall of Fame Golf Tournament at Chateau Country Club...Blake Thomas Gillikin was born January 21, 1998 in Atlanta, Ga.

## BLAKE GILLIKIN

Year	Team	G	No	Yds	Avg	Ret	Punting					Kickoffs			
							Yds	Net	TB	In 20	LG	Blk	KO	In EZ	TB
2021	New Orleans	17	83	3,956	47.7	43	391	42.0	4	29	63	0	2	2	2
2022	New Orleans	17	77	3,571	46.4	26	232	41.5	7	32	68	0	0	0	0
<b>NFL Totals</b>		<b>34</b>	<b>160</b>	<b>7,527</b>	<b>47.0</b>	<b>69</b>	<b>623</b>	<b>41.8</b>	<b>11</b>	<b>61</b>	<b>68</b>	<b>0</b>	<b>2</b>	<b>2</b>	<b>2</b>

**ADDITIONAL STATISTICS: Special Teams Tackles** – (2021, 1) **Total: 1.**

**CAREER HIGHS: Punts** – 9, at Tampa Bay (12/19/21); **Most Yards** – 412, at Tampa Bay (12/19/21); **Gross Avg.** – 53.6, at Washington (10/10/21); **Net Avg.** – 54.4, vs. Tampa Bay (9/18/22); **Most Punts Inside the 20** – 5, at Philadelphia (1/1/23); **Long Punt** – 68, vs. Carolina (1/8/23); **Kickoff Touchbacks** – 2, at Washington (10/10/21); **Special Teams Tackles** – 1, vs. New York Giants (10/3/21).



## CARL GRANDERSON 96 DE

HEIGHT: 6-5 • WEIGHT: 261

COLLEGE: WYOMING

JOINED SAINTS: FA-19

NFL EXPERIENCE: 5

BORN: 12/18/96

**NFL CAREER** – Granderson showed the persistence to jumpstart an NFL career after early challenges and has worked ardently to develop into a pass rush threat. Signed as an undrafted free agent out of Wyoming in 2019, he played in 16 regular season games with four starts in 2022. The fifth-year pro finished with a career-



high 53 tackles (career-best 30 solo), while adding 5.5 sacks and recording his first career fumble recovery. Granderson looks to continue to develop and increase his value to New Orleans' defensive line rotation in 2023.

**CAREER TRANSACTIONS** – Activated from Reserve/COVID-19, 12/30/21; Placed on Reserve/COVID-19, 12/25/21; Signed as an undrafted free agent, 5/10/19.

**2022** – Played in 16 games with four starts, posting a career-high 53 tackles (career-best 30 solo), 5.5 sacks for a loss of 33.5 yards and one fumble recovery...Vs. L.A. Rams, Nov. 20, started at RDE and played on special teams. Notched a career-high seven tackles (three solo), including one stop for loss, and added 1.5 sacks for a loss of 12.5 yards...At Tampa Bay, Dec. 5, posted four tackles (three solo) and first career fumble recovery...Vs. Atlanta, Dec. 18, recorded career-high tying seven tackles (four solo) with a half-sack/quarterback hit...At Cleveland, Dec. 24, started at RDE and registered six tackles (career-high five solo), including three stops for loss and a sack...At Philadelphia, 1/1/23, started at RDE and posted two tackles (one solo) and 1.5 sacks for a loss of six yards, marking the first time in his career where he had three consecutive contests with at least half a takedown. Added one stop for loss and two quarterback hits. **2021** – Appeared in 15 games with three starts and finished with 24 tackles (11 solo), three sacks and an assisted special teams stop...At Carolina, Sept. 19, made his first NFL start at RDE and played on special teams. Recorded afive tackles (two solo), also blocking a field goal attempt...At Washington, Oct. 10, recorded a solo tackle/sack for a four-yard loss...Vs. Buffalo, Nov. 25, started and finished with three tackles (two solo) and one sack of college teammate and Bills QB Josh Allen...At N.Y. Jets, Dec. 12, recorded two solo tackles with a sack...At Tampa Bay, Dec. 19, finished with two tackles (one solo)...Vs. Carolina 1/2/22, rotated at DE and recorded three tackles (one solo)...In season finale at Atlanta 1/9/22, finished with one tackle. **2020** – Appeared in 15 regular season games and both postseason contests and finished with 14 tackles (11 solo), five sacks, one pass defended and two forced fumbles...Recorded two solo tackles, his first career forced fumble and a sack of QB Tom Brady vs. Tampa Bay, Sept. 13...Recorded his first career pass deflection vs. Green Bay, Sept. 27...Recorded one solo tackle and a strip sack of Falcons QB Matt Ryan at Atlanta, Dec. 6...Turned in his third sack of 2020 and second takedown in month of December, taking down QB Patrick Mahomes for an eight-yard loss vs. Kansas City, Dec. 20...Posted career-high 2.0 sacks in regular season finale at Carolina, 1/3/21. **2019** – Played in eight regular season contests and one postseason game and posted ten tackles (seven solo) and one sack...Vs. Tampa Bay, Oct. 6, dropped QB Jameis Winston for a nine-yard loss...Finished with four tackles (one solo) vs. Indianapolis, Dec. 16.

**COLLEGE** – A three-year starter at defensive end for Wyoming and two-time All-Mountain West selection...Appeared in 42 games with 24 starts over his four-year career, totaling 172 tackles (95 solo), 17.5 sacks, 35.5 tackles for loss, three interceptions, six passes defended, three forced fumbles and a fumble recovery...As a senior, earned second-team All-MWC (coaches and media), finished with 40 tackles (28 solo), three sacks, 7.5 tackles for loss and one interception returned 61 yards for a TD at Hawaii...As a junior, Granderson was first-team All-MWC, playing in 13 games and recording 77 tackles, 9.5 sacks, 16 stops for loss, two forced fumbles, a 58-yard fumble recovery/return for a touchdown, one safety and two interceptions...Graduated with a bachelor's degree in social science.

**PERSONAL** – Led Grant (Sacramento, Calif.) HS to a 14-1 record and the 2014 California Section Championship as a LB...Led team in total tackles (172),



# VETERANS

sacks (15.0) and tackles for losses (34.0)...Also intercepted two passes, recovered one fumble and forced a fumble...Returned one of his picks for a TD...Carl Allen Granderson was born December 18, 1996 in Sacramento, Calif.



PLAYERS

## CARL GRANDERSON


Year	Team	GP	GS	Tot	TACKLES				Yds	INTERCEPTIONS					FUMBLES		
					Solo	Asst	Sk	No		Yds	Lg	TD	PD	FF	FR	Yds	
2019	New Orleans	8	0	10	7	3	1.0	9.0	0	0	0	0	0	0	0	0	0
2020	New Orleans	15	0	14	11	3	5.0	25.0	0	0	0	0	1	2	0	0	
2021	New Orleans	15	3	24	11	13	3.0	29.0	0	0	0	0	0	0	0	0	
2022	New Orleans	16	4	53	30	23	5.5	33.5	0	0	0	0	0	0	1	0	
<b>NFL totals</b>		<b>54</b>	<b>7</b>	<b>101</b>	<b>59</b>	<b>42</b>	<b>14.5</b>	<b>96.5</b>	<b>0</b>	<b>0</b>	<b>0</b>	<b>0</b>	<b>1</b>	<b>2</b>	<b>1</b>	<b>0</b>	

**ADDITIONAL STATISTICS:** Special Teams Tackles — (2021, 1) **Total: 1**; Blocked Field Goals — (2021, 1) **Total: 1**;

**CAREER HIGHS:** Tackles — 7 (2x), last vs. Atlanta (12/18/22); Solo Tackles — 5, at Cleveland (12/24/22); Sacks — 2, at Carolina (1/3/21); Passes Defensed — 1, vs. Green Bay (9/27/20); Forced Fumbles — 1 (2x), vs. Tampa Bay (9/13/20) and at Atlanta (12/6/20); Fumble Recoveries — 1, at Tampa Bay (12/5/22); Blocked Field Goals — 1, at Carolina (9/19/21).

### POSTSEASON

Year	Team	GP	GS	Tot	TACKLES				Yds	INTERCEPTIONS					FUMBLES		
					Solo	Asst	Sk	No		Yds	Lg	TD	PD	FF	FR	Yds	
2019	New Orleans	1	0	0	0	0	0.0	0.0	0	0	0	0	0	0	0	0	
2020	New Orleans	2	0	0	0	0	0.0	0.0	0	0	0	0	0	0	0	0	
<b>NFL Totals</b>		<b>3</b>	<b>0</b>	<b>0</b>	<b>0</b>	<b>0</b>	<b>0.0</b>	<b>0.0</b>	<b>0</b>	<b>0</b>	<b>0</b>	<b>0</b>	<b>0</b>	<b>0</b>	<b>0</b>	<b>0</b>	



**J.T.  
GRAY**

**48  
DB**

**HEIGHT: 6-0 • WEIGHT: 202**  
**COLLEGE: MISSISSIPPI STATE**  
**NFL EXPERIENCE: 6**  
**JOINED SAINTS: FA-18**  
**BORN: 1/18/96**

**NFL CAREER** – Signed by the Saints after the 2018 NFL Draft out of Mississippi State, Gray enjoyed another productive campaign in 2022. Voted by his teammates as the club’s special teams captain for the second consecutive season, Gray led the team with 12 special teams tackles in 14 games while adding five defensive stops and 2.5 sacks. Playing in 67 career games, Gray has career totals of 56 special teams stops, one blocked punt, three fumble recoveries and ten defensive tackles, 2.5 sacks and a pass defense. Since his first full season in 2019, Gray’s 54 special teams stops rank first in the NFC and second in the NFL and his 42 solo stops lead the conference and are tied for the NFL lead.

**CAREER TRANSACTIONS** – Agreed to terms on three-year contract extension, 3/10/23; Agreed to terms on two-year contract extension, 3/3/21; Signed to reserve/future contract, 1/21/19; Signed to practice squad, 11/15/18; Waived,

# VETERANS

11/13/18; Signed as an undrafted free agent, 5/2/18.

**HONORS – 2021:** AP first-team All-Pro; PFWA All-NFL and All-NFC; Pro Bowl (starter); **2019:** AP second-team All-Pro; PFWA All-NFC.

**2022** – Appeared in 14 games, posting 12 special teams stops to go with five defensive tackles (two solo) and 2.5 sacks...At Atlanta, Sept. 11, played on special teams, recording two tackles (one solo)...At Carolina, Sept. 25, played on both defense and special teams, posting two tackles to tie a career-high, a split sack, a QB hit and a coverage stop...Vs. Minnesota (London), Oct. 2, played on special teams and made season-high three tackles (two solo)...Vs. Seattle, Oct. 9, played on special teams and rotated at S, recording one solo tackle and one sack...Vs. Las Vegas, Oct. 30, played on special teams, posting one assisted tackle...At Pittsburgh, Nov. 13, played on special teams and recorded two tackles (one solo)...Missed next three games (hamstring)...Vs. Atlanta, Dec. 18, appeared on special teams and recorded one solo tackle...At Philadelphia, 1/1/23, appeared on defense and special teams, tallying one assisted stop and one assisted coverage tackle. In the third quarter, flipped a punt before it reached the end zone to allow linebacker Pete Werner to down ball at the Eagles four-yard line...Vs. Carolina, 1/8/23, played on both defense and one special teams, recording one sack for an eight-yard loss and one solo special teams tackle. **2021** – Played in 16 games and led NFL with career-high and NFL-high 19 special teams tackles (NFL-leading 16 solo) and added three defensive stops... In opener vs. Green Bay (played in Jacksonville, Fl. due to Hurricane Ida), Sept. 12, played on defense and special teams and finished with career-high two tackles (one solo) and two coverage stops (one solo)...Finished with two special teams stops at Seattle, Oct. 25...Played on defense and special teams at Tennessee, Nov. 14, and had two coverage stops...Played on defense and special teams at Philadelphia, Nov. 21 and recorded a coverage stop...With a coverage stop vs. Buffalo, Nov. 25, recorded double-digit figures for second time in three seasons...Recorded two special teams tackles vs. Dallas, Dec. 2...Played in 50th career game at N.Y. Jets and recorded career-high four special teams tackles (three solo)...Finished with a special teams stop in Sunday Night win at Tampa Bay, Dec. 19...Missed Week 16 contest vs. Miami, Dec. 27, (COVID-19 protocols)...Returned in Week 17 and rotated at safety and on special teams vs. Carolina, 1/2/22, recording a solo tackle and a coverage stop...Finished with one special teams tackle in finale at Atlanta. **2020** – Played in all 16 regular season games and posted one defensive tackle, a team-high seven coverage stops and one pass breakup...Recorded a coverage stop at Las Vegas, Sept. 21...Recorded a special teams stop vs. Carolina, Oct. 25...Recorded a coverage stop at Tampa Bay, Nov. 8...Recorded one special teams tackle vs. Atlanta, Nov. 22...Recorded fifth special teams tackle of season at Atlanta, Dec. 6...Recorded season-high two coverage tackles, vs. Kansas City, Dec. 20...Played on defense and special teams, recording a solo tackle and his first career pass breakup in regular season finale at Carolina, 1/3/21...Appeared in both postseason contests. **2019** – Played in all 16 regular season games and posted team-high 16 special teams tackles, a blocked punt, a coverage fumble recovery and a defensive stop... AP second-team All-Pro and PFWA All-NFC...Notched three special teams tackles at Seattle, Sept. 22...Recorded blocked punt on Chicago's opening possession that resulted in a safety at Bears, Oct. 20...Recorded first career defensive solo tackle and a special teams stop vs. Atlanta, Nov. 10...Recorded one special teams stop at Tampa Bay, Nov. 17...Had a first quarter fumble recovery off a muffed punt that led to a touchdown at Carolina, Nov. 24...Recorded two special teams tackles (one solo)

PLAYERS

# VETERANS

at Tennessee, Dec. 22...Posted two solo special teams stops in regular season finale at Carolina, Dec. 29...Played on special teams in the NFC Wild Card Playoff loss vs. Minnesota, 1/5/20. **2018** – Played in five regular season games, spending the remainder of the season on the club's practice squad and finished with two special teams stops...Had one solo special teams tackle at Atlanta, Sept. 23.

**COLLEGE** – Played in 45 games with 17 starts for the Bulldogs from 2014-17 and collected 210 tackles, 14.5 tackles for loss, four sacks, eight passes defended and an interception...In 2017, ranked third on team in tackles (65) while playing MSU's S/LB hybrid...As a junior, ranked third on the team in tackles (71), playing in all 13 games at Viper and starting 10 contests...In 2015, played in all 13 games at linebacker and ranked fourth on the team in tackles (74) and added 3.5 tackles for loss and one sack...Industrial Technology major.

**PERSONAL** – Played junior season at Coolidge (Ariz.) HS, before transferring to Clarksdale (Miss.) HS for senior campaign...Helped the Cougars to a 7-5 record as a senior as his team advanced to the second round of the Class 5A Mississippi state playoffs...A member of The *Clarion-Ledger's* Targeted 22...Took part in the Alabama-Mississippi All-Star Classic...Earned Arizona Division IV Section II first-team as a DB after junior season and second-team at RB in 2012...Played on both sides of the ball as a senior and recorded 58 tackles. Offensively, rushed for 939 yards and 16 scores...As junior, tallied 60 carries for 914 yards and 15 scores and caught ten passes for 117 yards and a TD...Defensively, booked a team-leading 112 stops and two interceptions...Ran track for Coolidge and qualified for the state meet in the 100-meter dash, 200-meter run, high jump and long jump...Participated in NFL's My Cause, My Cleats initiative in 2019 to promote mental health awareness... In 2022, participated in a Hancock Whitney Play Football Experience with Chalmette Elementary Youth...The past two years, has collaborated with his high school teammate, Green Bay Packers OL Elgton Jenkins to host the "Backyard Dawgz" Camp and seven-on-seven tournament for third to eighth graders in Clarksdale in the summer Juantavious Tavon Gray was born Jan. 18, 1996 in Clarksdale, Miss.



PLAYERS

## J.T. GRAY

Year	Team	GP	GS	Tot	TACKLES			Yds	INTERCEPTIONS					FUMBLES			
					Solo	Asst	Sk		No Yds	Lg	TD	PD	FF	FR	Yds		
2018	New Orleans	5	0	0	0	0	0.0	0.0	0	0	0	0	0	0	0	0	0
2019	New Orleans	16	0	1	1	0	0.0	0.0	0	0	0	0	0	0	0	0	0
2020	New Orleans	16	0	1	1	0	0.0	0.0	0	0	0	0	1	0	0	0	0
2021	New Orleans	16	0	3	2	1	0.0	0.0	0	0	0	0	1	0	0	0	0
2022	New Orleans	14	0	5	2	3	2.5	12.5	0	0	0	0	1	0	0	0	0
<b>NFL Totals</b>		<b>67</b>	<b>0</b>	<b>10</b>	<b>6</b>	<b>4</b>	<b>2.5</b>	<b>12.5</b>	<b>0</b>	<b>0</b>	<b>0</b>	<b>0</b>	<b>1</b>	<b>0</b>	<b>0</b>	<b>0</b>	<b>0</b>

**ADDITIONAL STATISTICS:** Special Teams Tackles — (2018, 2); (2019, 16); (2020, 7); (2021, 19); (2022, 12) Total: 56; Blocked Punts — (2019, 1) Total: 1; Special Teams Forced Fumbles — (2019, 1) Total: 1; Special Teams Fumble Recoveries — (2019, 1) Total: 1.

**CAREER HIGHS:** Tackles — 2 (2x), last at Carolina (9/25/22); Solo Tackles — 1 (6x), last at Carolina (1/8/23); Sacks — 1 (2x), last vs. Carolina (1/8/23); Passes Defended — 1, at Carolina (1/3/21); Special Teams Tackles — 4, at N.Y. Jets (12/12/21).

### POSTSEASON

Year	Team	GP	GS	Tot	TACKLES			Yds	INTERCEPTIONS					FUMBLES			
					Solo	Asst	Sk		No Yds	Lg	TD	PD	FF	FR	Yds		
2019	New Orleans	1	0	0	0	0	0.0	0.0	0	0	0	0	0	0	0	0	0
2020	New Orleans	2	0	0	0	0	0.0	0.0	0	0	0	0	0	0	0	0	0
<b>NFL Totals</b>		<b>3</b>	<b>0</b>	<b>0</b>	<b>0</b>	<b>0</b>	<b>0.0</b>	<b>0.0</b>	<b>0</b>	<b>0</b>	<b>0</b>	<b>0</b>	<b>0</b>	<b>0</b>	<b>0</b>	<b>0</b>	<b>0</b>



## JACK HEFLIN

# 95 DL

HEIGHT: 6-3 • WEIGHT: 304  
 COLLEGE: IOWA  
 JOINED SAINTS: FA-23  
 NFL EXPERIENCE: 2  
 BORN: 3/8/98

**NFL CAREER** - Heflin has played in five career games with Green Bay (2021) and the New York Giants (2022) and has recorded one assisted tackle. In 2021, he played in four games for the Packers and recorded one assisted stop. Heflin played in the regular season finale for the Giants in 2022 after spending the first 14 weeks of the season on the Packers practice squad. In the spring of 2023, was an All-XFL selection for the Houston Roughnecks. After playing three years for Northern Illinois, the Prophetstown, Ill. native played a graduate transfer campaign for Iowa in 2020. Heflin will compete for a spot along the New Orleans defensive line rotation in the preseason, signing with the club after participating in their rookie minicamp on a tryout basis.

**CAREER TRANSACTIONS** – Signed by New Orleans Saints, 5/16/23; Giants practice squad contract terminated, 1/10/23; Elevated to Giants active roster (standard), 1/7/23; Signed to the Giants practice squad, 1/6/23; Giants practice squad contract terminated, 1/3/23; Signed to New York Giants practice squad, 12/15/22; Practice squad contract terminated by Packers, 12/13/22; Signed to Packers practice squad, 8/31/22; Waived by Packers, 8/30/22; Re-signed by Green Bay, 1/27/22; Released by Packers, 1/21/22; Signed by Green Bay Packers as an undrafted free agent, 5/14/21.

**2023** – An All-XFL selection for the Houston Roughnecks, when he created 25 tackles, three stops for loss and one sack. **2022** – Played in regular season finale for Giants, at Philadelphia, 1/8/23 after being elevated from practice squad...Spent first three and a half months on Green Bay practice squad...Joined Giants practice squad, Dec. 15. **2021** – Played in four games for Green Bay as a reserve and logged one assisted tackle...Inactive for 12 contests and dressed but did not play in another...Made his NFL debut, playing four special teams snaps at San Francisco, Sept. 26...Appeared on ten snaps and posted one assisted tackle at Kansas City, Nov. 7.

**COLLEGE** – Played his graduate season at Iowa (2020), starting all eight games at defensive tackle after spending three seasons at Northern Illinois (2017-19), where he appeared in 39 games with 29 starts...Recorded 21 tackles (13 solo), 3.5 tackles for a loss and a sack during lone season as a Hawkeye in 2020. Posted season-high seven tackles (four solo) and a half-stop for loss vs. Northwestern, Oct. 31. Brought down QB Will Levis for five-yard sack at Penn State, Nov. 21, his first as a Hawkeye... Started all 11 games he appeared in as a junior at Northern Illinois in 2019, earning first-team All-Mid-American Conference and honorable mention All-American recognition from Pro Football Focus. Received second-team All-MAC from league coaches. Selected as NIU's Defensive Player of the Year by the team's coaching staff. Served as one of the Huskies' four permanent team captains throughout the season. Posted



# VETERANS



PLAYERS

31 tackles (14 solo), leading team with a career-high 8.5 stops for loss and three sacks. Also forced three fumbles, good for No. 2 in the MAC and tied for No. 16 in the nation. Racked up five tackles (three solo), a stop for a loss and a four-yard strip-sack of QB Drew Plitt that stalled a second quarter drive vs. Ball State, Oct. 5...Played in 14 games with five starts as sophomore, earning third-team All-MAC honors (league coaches). Finished the season with a career-high 33 tackles (19 solo), eight tackles for a loss (No. 4 on team), a career-high six sacks (No. 3) and a blocked kick. All of his sacks and tackles for a loss came during a six-game stretch in the second half of the season. Made his first start of the season vs. Toledo, Nov. 7, and set career-highs with 2.5 sacks and 3.5 tackles for loss, while matching his career-best of seven tackles (five solo)...Started all 13 games as a redshirt freshman in 2018, recording eight tackles (six solo) and a tackle for a loss. Made his collegiate debut vs. Boston College, Sept. 1, starting at DT and logging an assisted tackle...Earned degree in kinesiology.

**PERSONAL** - Received all-state honors from the Illinois High School Football Coaches Association as a senior attending Prophetstown (Ill.) HS...Earned first-team All-Western Illinois as an offensive and defensive lineman as a junior and senior... Finished his prep career with 249 tackles and eight forced fumbles...Competed for basketball team, earning first-team All-Area selections as a senior and a sophomore... Also played baseball and was a member of track and field team...Visited day cares and elementary schools and packaged meals at local food banks in college...Worked for Pittsley Realty Group in DeKalb, Ill., while in college...Showed beef cattle for JETTTT Farms, his family's business, while growing up...Sister, Erin, played lacrosse at Cornell College (Iowa)...Given name Jackson Dean Heflin; born in Galesburg, Ill.

## JACK HEFLIN

Year	Team	GP	GS	TACKLES					Yds	INTERCEPTIONS					FUMBLES		
				Tot	Solo	Asst	Sk			No	Yds	Lg	TD	PD	FF	FR	Yds
2021	Green Bay	4	0	1	0	1	0.0	0.0	0	0	0	0	0	0	0	0	0
2022	N.Y. Giants	1	0	0	0	0	0.0	0.0	0	0	0	0	0	0	0	0	0
<b>NFL Totals</b>		<b>5</b>	<b>1</b>	<b>1</b>	<b>0</b>	<b>1</b>	<b>0.0</b>	<b>0.0</b>	<b>0</b>	<b>0</b>	<b>0</b>	<b>0</b>	<b>0</b>	<b>0</b>	<b>0</b>	<b>0</b>	<b>0</b>

**CAREER HIGHS:** Tackles — 1, at Kansas City (11/7/21); Solo Tackles — 0; Sacks — 0; Interceptions — 0; Passes Defensed — 0; Forced Fumbles — 0; Fumble Recoveries — 0; Special Teams Tackles — 0.

## VETERANS



**TAYSOM  
HILL**

**7  
TE**

**HEIGHT:** 6-2 • **WEIGHT:** 221  
**COLLEGE:** BRIGHAM YOUNG  
**JOINED SAINTS:** WAI-17 (GB)  
**NFL EXPERIENCE:** 7  
**BORN:** 8/23/90

PLAYERS

**NFL CAREER** – Claimed off of waivers from Green Bay at the conclusion of the 2017 preseason by the Saints, Hill has provided value to New Orleans in multiple spots on both offense and special teams. His role continued to expand, as he started four games in place of an injured Drew Brees in 2020 and became the first player in club history to win his first three NFL starts at signal-caller. In 2022, he excelled in a hybrid role, taking snaps at both the tight end and quarterback positions. Starting eight of 16 contests he appeared in, Hill rushed 96 times for 575 yards and seven touchdowns, had nine receptions for 77 yards and two touchdowns, and completed 13-of-19 passes for 240 yards and two touchdowns. Including the postseason, Hill has ten career touchdown passes, 23 rushing touchdowns and 11 career receiving scores, making him the first NFL player since Frank Gifford (1952-64) to reach double-digit totals in passing, rushing and receiving touchdowns. In addition to his statistics in reaching the end zone, Hill has carried 317 times for 1,758 yards, caught 43 passes for 465 yards, completed 185-of-287 passes (64.5 pct.) for 2,265 yards, returned 18 kickoffs for 429 yards and added 13 special teams tackles and one blocked punt. Hill's 5.5 yards per carry average ranks second in franchise history.

**CAREER TRANSACTIONS** – Re-signed by the New Orleans Saints (RFA), 4/26/20; Claimed by the Saints off waivers from the Green Bay Packers, 9/3/17; Waived by the Packers, 9/2/17; Signed by the Packers as an undrafted free agent, 5/5/17.

**HONORS – 2022:** NFC Offensive Player of the Week (Week Five); Pro Football Journal first-team All-Pro (flex) **2018:** NFC Special Teams Player of the Week (Week 14).

**2022** – Played in 16 games with eight starts at multiple positions on offense, as well as contributing on special teams. Rushed 96 times for 575 yards (club-best 6.0 avg.) and team-high seven touchdowns, caught nine passes for 77 yards and two TDs and completed 13-of-19 throws for 240 yards and two TDs with a 146.3 passer rating...At Atlanta, Sept. 11, started at TE and saw time at QB and carried four times for a club-best 81 yards and a TD, including a 57-yard rush. Also had one catch for two yards...vs. Seattle, Oct. 9, appeared at QB, TE and on special teams and finished with nine carries for a career-high 112 yards (club-record 12.4 avg.) and career-high three rushing touchdowns (including a career-long 60-yard rushing score) for his fifth career multi-rushing score game, while completing lone pass for a 21-yard TD. Selected as NFC Offensive Player of the Week, as he joined RB/PR Reggie Bush as only the second player in franchise records to capture Conference Player of the Week



honors in two different phases (Week 14 NFC Special Teams Player of the Week in 2018). Became the first player since 1970 NFL-AFL merger to register a kick return, two rushing touchdowns and a passing touchdown in the same game, second player in franchise history with at least three rushing touchdowns and a passing touchdown in the same game and third player in NFL history to record at least 100 rushing yards, three rushing touchdowns and a TD pass in a single game...At Arizona, Oct. 20, started at TE and saw action at QB and on special teams and carried three times for nine yards, completing two-of-two passes for 48 yards and catching a three-yard TD...Vs. Las Vegas, Oct. 30, played on offense at QB and TE and saw time on special teams and rushed ten times for 61 yards, completing only pass for two yards and catching a pass for an 11-yard gain...Vs. L.A. Rams, Nov. 20, started at TE and appeared at QB and on special teams. Rushed nine times for a club-best 52 yards (5.8 avg.), caught one pass for eight yards and completed one-of-three passes for 14 yards...At Tampa Bay, Dec. 5, started at TE and played at QB and on special teams, rushing three times for ten yards, completing a pass for a 21-yard gain and catching two passes for 35 yards, including a 30-yard TD. Became first NFL player in Super Bowl era with nine rushing touchdowns, nine receiving TDs and nine passing TDs... Vs. Atlanta, Dec. 18, started at TE and appeared at QB and on special teams, accounting for 110 total yards, including 2-of-2 passing for 80 yards with a 68-yard touchdown pass to Rashid Shaheed, also contributing 30 yards on seven carries...At Philadelphia, 1/1/23, carried 14 times for 46 yards with a TD, completing two-of-two passes for 24 yards and catching a pass for a ten-yard gain. 23 career rushing touchdowns put him in tie for eighth all-time in team record books...Finished with club-best nine total touchdowns, tying his career-high first set in 2020. **2021** – Played in 12 games with nine starts on offense, opening five contests at quarterback and completed 78-of-134 passes for 978 yards with four touchdowns, carried 70 times for 374 yards (5.3 avg.) with five TDs, caught four passes for 52 yards and added a special teams stop...At New England, Sept. 26, started at TE and appeared at QB and on special teams and rushed six times for 32 yards (6.0 avg.) with one touchdown...Vs. N.Y. Giants, Oct. 3, started at WR and appeared at QB, TE and on special teams, rushing six times for 29 yards and two touchdowns, completing two-of-three passes for nine yards and an interception and two receptions for 26 yards. Made his presence felt on the opening possession of the second half, when he broke seven tackles from eight yards out for the score...Started at WR and appeared at TE and on special teams, catching a pass for an 11-yard gain before leaving the game in the second quarter with a concussion...Missed next two games before returning for contest vs. Atlanta, Nov. 7, where he went two-of-two passing for 33 yards and rushed once for four yards...Rotated at QB, WR and on special teams at Tennessee, Nov. 14, finishing two-of-two passing for 11 yards, carrying three times for 23 yards and catching a pass for a 15-yard gain...Missed next two contests (plantar fascia) and returned to action for first start of the season at QB vs. Dallas, Dec. 2. Completed 19-of-41 passes for 264 yards with two touchdowns and four interceptions. Also ran for 101 yards on 11 attempts (9.2 avg.)...Made his second start of season at QB at N.Y. Jets and helped Saints snap a five-game losing streak, completing 15-of-21 passes for 175 yards, while rushing 11 times for 73 yards (6.6 avg.), the fourth time he has reached the end zone twice on the ground...At Tampa Bay, Dec. 19, efficiently engineered 9-0 Sunday Night Football victory, completing 13-of-27 passes for 154 yards, carrying 11 times for 33 yards...After missing Week 16 contest vs. Miami due

# VETERANS



## PLAYERS

to COVID-19 protocols, returned to lineup vs. Carolina, 1/2/22, completing 17-of-28 passes for 222 yards and one touchdown. Rushed 12 times for 45 yards...In season finale at Atlanta, 1/9/22, won his fourth consecutive start, when he completed seven-of-nine passes for 107 yards with a touchdown and carrying five times for 18 yards with a 153.2 passer rating before leaving in second quarter (foot). **2020** – Played in all 16 regular season games with eight starts, including four starts at quarterback and completed 88-of-121 passes (72.7%) for 928 yards with four touchdowns and two interceptions, carried 87 times for 457 yards (5.3 avg.) with eight touchdowns and added eight grabs for 98 yards and one touchdown...In season opener vs. Tampa Bay, Sept. 13, started at WR, finishing with 13 rushing yards on three attempts, 38 passing yards on sole passing attempt, and 14 yards on one reception...Oct. 12 vs. L.A. Chargers, appeared on offense and special teams, rushing three times for 13 yards with a fourth quarter nine-yard scoring touchdown to tie the score, also throwing an incomplete pass...Nov. 1 at Chicago, caught a critical 20-yard fourth quarter touchdown from Drew Brees, his first receiving score of 2020. Finished with two receptions for 30 yards and carried five times for 35 yards...Nov. 8, at Tampa Bay, played on offense and special teams and rushed for 54 yards on seven attempts (7.7 avg.), passed for 48 yards on two-for-two passing, and added a 21-yard reception... Vs. San Francisco, Nov. 15, started at TE and recorded 45 rushing yards on career-high eight carries...Nov. 22, vs. Atlanta, made his first career start at quarterback, in place of an injured Brees. Completed 18-of-23 passes for 233 yards, also carrying ten times for a game-high 51 yards with two rushing touchdowns and a 108.9 passer rating, joining Daunte Culpepper as only the second player in the Super Bowl era with 40+ rush yards & 2+ rush TDs in his first QB start...At Denver, Nov. 29, started and completed 9-of-16 passes for 78 yards, carried ten times for 44 yards and scored two TDs...Dec. 6, at Atlanta, started at QB and completed 27-of-37 passes for 232 yards with the first two touchdown passes of his career and a 107.0 rating, carrying 14 times for 83 yards. Hill became the first Saint to win his first three career starts at quarterback...Dec. 13, at Philadelphia, started at QB and completed 28-of-38 passes for 291 yards with two touchdown passes and a 102.0 rating while carrying five times for 31 yards...Dec. 20 vs. Kansas City, rushed for his sixth touchdown of 2020 on a one-yard run with 10:24 left in the second quarter. Finished with three yards on two rushes...Dec. 25 vs. Minnesota, rushed for 18 yards on five carries with one touchdown, passed for eight yards on 2-for-2 passing, and caught one pass for 19 yards, marking the third game this season he's recorded positive yardage in all three categories...1/3/21, at Carolina, rushed for 41 yards on seven attempts and one touchdown in regular season finale, moving his final season totals to 87 carries for 457 yards and eight rushing touchdowns. Added a five-yard reception. **2019** – Played in all 16 regular season games with five starts, contributing on offense and special teams...Carried 27 times for 156 yards (5.8 avg.) with a TD, caught 19 passes for 236 yards (12.4 avg.) and six TDs, completed three-of-five passes for 55 yards, returned a kickoff 12 yards and made two special teams stops...Started NFC Wild Card Playoff vs. Minnesota on offense 1/5/20, and carried four times for 50 yards (10.3 avg.), caught two passes for 25 yards (12.5 avg.) with a TD, completed a 50-yard pass and made a special teams stop...In opener vs. Houston, Sept. 9, scored first career regular season touchdown, catching a nine-yard pass and rushing twice for eight yards...Carried twice for 16 yards, including an 18-yard rush, in win vs. Dallas, Sept. 29...Started at WR vs. Tampa Bay, Oct. 6. Finished with two carries for





16 yards and completed first pass attempt of 2019, an 18-yard throw with 12:53 left in second quarter, extending a nine-play, 75-yard TD drive...At Jacksonville, Oct. 13, played on offense and special teams, rushing for the Saints' longest play on the ground (19-yard carry). Finished with three carries for 37 yards (12.3 avg.)...At Chicago, Oct. 20, played on offense and on special teams, catching his second touchdown of the season, a four-yard completion from Teddy Bridgewater. Carried twice for 23 yards, including 21-yard long...Vs. Arizona, Oct. 27, finished with three receptions for 63 yards and a touchdown, including the Saints' longest gain, a 36-yard fourth quarter reception from Brees...Vs. Atlanta, Nov. 10, finished with a 17-yard completion to Michael Thomas, a three-yard reception from Brees and an 11-yard rush...On Thanksgiving night at Atlanta, Nov. 28, deflected Atlanta's first punt, adding two carries for 33 yards and a touchdown and two receptions for 12 yards and a touchdown...Vs. Indianapolis, Dec. 16, started at TE and recorded first touchdown reception of game, finishing with two grabs for 42 yards and two carries for one yard... Started at FB at Tennessee, Dec. 22, catching two passes for 21 yards, carrying twice for 11 yards, completing a 20-yard pass to Thomas where he tied NFL single-season receptions record and added two special teams stops...In regular season finale at Carolina, Dec. 29, started in two-TE set, carried once for four yards and caught a career-long 45-yard TD. **2018** – Played in all 16 regular season games and carried 37 times for 196 yards with two touchdowns, caught five passes, completed three-of-seven throws for 64 yards, returned 14 kickoffs for 348 yards (24.9 avg.), posted six special teams stops and blocked a punt...At Atlanta, Sept. 23, rushed three times for 39 yards, including the Saints' longest rush (35 yards), returning three kickoffs for 64 yards and a coverage stop...At N.Y. Giants, Sept. 30, carried four times for 28 yards (7.0 avg.), completed one-of-two passes for ten yards, caught a pass for -4 yards and returned a kickoff 16 yards...Vs. Washington, Oct. 8, carried five times for 23 yards, scoring his first career TD on a third quarter one-yard run and returned two kickoffs for 43 yards...At Baltimore, Oct. 21, played on offense and special teams, carrying six times for 35 yards and making two coverage stops. Converted a fake punt for a first down on a direct snap, rushing up the middle for a four-yard gain...At Minnesota, Oct. 28, started as jumbo TE and connected with Thomas on a 44-yard completion on the opening drive. Had a five-yard reception, carried three times for -2 yards and ran back two kickoffs for 50 yards...Vs. L.A. Rams, Nov. 4, played on both offense and special teams, carrying twice for ten yards and running back two kickoffs for 49 yards...At Cincinnati, Nov. 11, started as jumbo TE, carrying four times for 24 yards and catching a pass for no gain...Vs. Philadelphia, Nov. 18, started at WR and played on special teams, carrying three times for four yards, completing one-of-two passes for one yard and fielding a punt...Vs. Atlanta, Nov. 22, carried twice for 13 yards and returning a kickoff 32 yards...At Tampa Bay, Dec. 9, helped New Orleans clinch their second straight NFC South title, as he blocked a punt midway through the third quarter, setting up the offense with their best field position at the Buccaneers 30-yard line. Hill was named NFC Special Teams Player of the Week...At Carolina, Dec. 17, carried once for 17 yards and recording an assisted coverage tackle...Threw first quarter interception vs. Pittsburgh, Dec. 23...Vs. Carolina, Dec. 30, started in two-TE set and played on special teams, carrying three times for 11 yards with a nine-yard touchdown and catching a pass for a gain of three yards...In two postseason contests, carried three times for eight yards, caught a two-yard touchdown, threw an incomplete pass and had a special teams tackle...In NFC Divisional Playoff vs. Philadelphia,



PLAYERS

1/13/19, carried twice for eight yards, including a second quarter four-yard rush on a successful fake punt attempt. Added an assisted special teams stop...In NFC Championship vs. L.A. Rams, 1/20/19, carried once for no gain, caught a two-yard touchdown and threw an incomplete pass. **2017** – After being claimed off waivers from the Packers at the conclusion of the preseason, served as the club’s third quarterback and saw his playing debut on special teams in the last five games, where he recorded four tackles. Played on special teams in both postseason games...In preseason for Green Bay, completed 14-of-20 passes (70.0 pct.) for 149 yards with two touchdowns, zero interceptions and a 124.8 rating.

**COLLEGE** – Started 33 of 37 games played in five seasons at BYU, finishing with 23 wins as starter...Finished his career with 6,929 yards and 43 touchdowns on 609-of-1,047 passing...Added 2,815 rushing yards and 32 TDs on 534 attempts... Finished fifth in school annals and first among signal-callers in rushing yards and posted nine 100-yard games...Started all 12 games he played in as a senior, finishing with 222 completions on 372 attempts for 2,323 yards, 12 TDs. Carried 137 times for 603 yards (4.4 avg.) and eight TDs...Started one game in 2015 before suffering season-ending foot injury and awarded medical redshirt. Suffered injury on first drive of second quarter at Nebraska (September 5) on a 21-yard touchdown run and missed next three plays, but returned to throw a TD and played until early in fourth quarter. Finished the game with 21 completions on 34 attempts (61.8 pct.) for 268 yards and one TD, adding 72 rushing yards and two TDs on nine carries...Started five games as a junior in 2014, suffering a season-ending leg injury in the fifth game. Finished with 975 yards and seven TDs on 88-of-132 passing (66.7 pct.). Contributed on the ground with 460 yards rushing and eight TDs on 87 attempts (5.3 avg.)...Started all 13 games as a sophomore in 2013 in his first full season as a starter, throwing for 2,938 yards and 19 TDs on 236-of-438 passing (53.9 pct.) with 14 interceptions. Ran for a career-high 1,344 yards and ten TDs on 246 attempts (5.5 avg.), including six 100-yard rushing games...Appeared in six games with two starts as a true freshman in 2012 before suffering a season-ending knee injury. Completed 42-of-71 passes (59.2 pct.) for 425 yards, four TDs and two interceptions in limited action. Ran for 336 yards and four touchdowns on 55 attempts (6.1 avg.)...Participated in two-year Mormon mission to Australia...Earned a bachelor’s degree in finance.

**PERSONAL** – Attended Highland (Pocatello, Idaho) HS, where he played QB, P and K and lettered three years in basketball and track and field, competing in the 200, 4x100 relay, 4x200 relay and long jump...Brother-in-law, David Nixon, played LB for the Raiders (2009), Texans (2010) and Rams (2010-11)...Older brother, Jordan, played DT at Arizona State (2003-06)...Late older brother, Dexter, played QB at Scottsdale Community College, Northern Iowa and Dixie State...Older sister, Celeste, played basketball at Western Wyoming Community College...In 2022, volunteered both with donations of goods and services and mentoring with the Youth Empowerment Project (YEP)...The past two years for the league’s “My Cause, My Cleats” promotion, has worn specially designed cleats to support the New Orleans Women and Children’s Shelter in 2021 and Ochsner Hospital for Children’s Child Life Center, focusing on pediatric cardiology, in 2022...Taysom Shawn Hill was born on Aug. 23, 1990 in Pocatello, Idaho.



## TAYSON HILL

PLAYERS

		PASSING												
Year	Team	GP	GS	Att	Cmp	Pct	Yds	Yds/Att	TD	Int	Lg	Sk	Lst	Rating
2017	New Orleans	5	0	0	0	0.0	0	0.0	0	0	0	0	0	0.0
2018	New Orleans	16	4	7	3	42.9	64	9.1	0	1	44	1	3	36.3
2019	New Orleans	16	5	6	3	60.0	55	9.2	0	0	20	1	9	81.9
2020	New Orleans	16	8	121	88	72.7	928	7.7	4	2	44	14	87	98.8
2021	New Orleans	12	9	134	78	58.2	978	7.3	4	5	70t	9	64	75.4
2022	New Orleans	16	8	19	13	68.4	240	12.6	2	0	68t	2	14	146.3
<b>NFL Totals</b>		<b>81</b>	<b>34</b>	<b>287</b>	<b>185</b>	<b>64.5</b>	<b>2265</b>	<b>7.9</b>	<b>10</b>	<b>8</b>	<b>70t</b>	<b>27</b>	<b>177</b>	<b>88.7</b>

		RECEIVING							RUSHING				
Year	Team	GP	GS	No	Yds	Avg	Lg	TD	Att	Yds	Avg	Lg	TD
2017	New Orleans	5	0	0	0	-	-	0	0	0	-	-	0
2018	New Orleans	16	4	3	4	1.3	5	0	37	196	5.3	35	2
2019	New Orleans	16	5	19	234	12.3	45t	6	27	176	5.8	30t	1
2020	New Orleans	16	8	8	98	12.3	21	1	87	457	5.3	43	8
2021	New Orleans	12	9	4	52	13.0	15	0	70	374	5.3	44t	5
2022	New Orleans	16	8	9	77	8.6	30t	2	96	575	6.0	60t	7
<b>NFL Totals</b>		<b>81</b>	<b>34</b>	<b>43</b>	<b>465</b>	<b>10.8</b>	<b>45t</b>	<b>9</b>	<b>317</b>	<b>1758</b>	<b>5.5</b>	<b>60t</b>	<b>23</b>

		KICKOFF RETURNS					PUNT RETURNS					
Year	Team	No	Yds	Avg	Lg	TD	No	FC	Yds	Avg	Lg	TD
2018	New Orleans	14	348	24.9	47	0	1	0	0	-	-	0
2019	New Orleans	1	12	12.0	12	0	0	0	0	-	-	0
2022	New Orleans	3	69	23.0	26	0	0	0	0	-	-	0
<b>NFL Totals</b>		<b>18</b>	<b>429</b>	<b>23.8</b>	<b>47</b>	<b>0</b>	<b>1</b>	<b>0</b>	<b>0</b>	<b>0.0</b>	<b>0</b>	<b>0</b>

**ADDITIONAL STATISTICS: Special Teams Tackles** — (2017, 4); (2018, 6); (2019, 2); (2021, 1) **Total: 13; Blocked Punts** — (2018, 1) **Total: 1.**

**CAREER HIGHS: Attempts** — 41, vs. Dallas (12/2/21); **Completions** — 28, at Philadelphia (12/13/20); **Passing Yards** — 291, at Philadelphia (12/13/20); **Long Completion** — 70t, vs. Dallas (12/2/21); **Passing TDs** — 2 (3x), last vs. Dallas (12/2/21); **Receptions** — 3, vs. Arizona (10/27/19); **Receiving Yards** — 63, vs. Arizona (10/27/19); **Long Reception** — 45t, at Carolina (12/29/19); **Receiving TDs** — 1 (9x), last at Tampa Bay (12/5/22); **Rushes** — 14, at Atlanta (12/6/20); **Rushing Yards** — 112, vs. Seattle (10/9/22); **Long Rush** — 60t, vs. Seattle (10/9/22); **Rushing TDs** — 3, vs. Seattle (10/9/22); **Kickoff Returns** — 3 (2x), last vs. Seattle (10/9/22); **Kickoff Return Yards** — 69, vs. Seattle (10/9/22); **Long Kickoff Return** — 47, vs. Cleveland (10/6/18); **Special Teams Tackles** — 2 (2x), last at Baltimore (10/21/18); **Blocked Punts** — 1, at Tampa Bay (12/9/18).

### POSTSEASON

		PASSING												
Year	Team	GP	GS	Att	Cmp	Pct	Yds	Yds/Att	TD	Int	Lg	Sk	Lst	Rating
2017	New Orleans	2	0	0	0	0.0	0	0.0	0	0	0	0	0	0.0
2018	New Orleans	2	0	1	0	0.0	0	0.0	0	0	0	0	0	39.6
2019	New Orleans	1	1	1	1	100.0	50	50.0	0	0	50	0	0	118.8
2020	New Orleans	1	1	0	0	0.0	0	0.0	0	0	0	1	3	0.0
<b>NFL Totals</b>		<b>6</b>	<b>2</b>	<b>2</b>	<b>1</b>	<b>50.0</b>	<b>50</b>	<b>25.0</b>	<b>0</b>	<b>0</b>	<b>50</b>	<b>1</b>	<b>3</b>	<b>95.8</b>

		RECEIVING							RUSHING				
Year	Team	GP	GS	No	Yds	Avg	Lg	TD	Att	Yds	Avg	Lg	TD
2017	New Orleans	2	0	0	0	-	-	0	0	0	-	-	0
2018	New Orleans	2	0	1	2	2.0	2t	1	3	8	2.7	4	0
2019	New Orleans	1	1	2	25	12.5	20t	1	4	50	12.5	28	0
2020	New Orleans	1	1	2	5	2.5	5	0	4	15	3.8	10	0
<b>NFL Totals</b>		<b>6</b>	<b>2</b>	<b>5</b>	<b>32</b>	<b>6.4</b>	<b>20t</b>	<b>2</b>	<b>11</b>	<b>73</b>	<b>6.6</b>	<b>28</b>	<b>0</b>

**POSTSEASON ADDITIONAL STATISTICS: Special Teams Tackles** — (2018, 1); (2019, 1) **Total: 2.**

**CAREER HIGHS: Attempts** — 1 (2x), vs. L.A. Rams (1/20/19) and vs. Minnesota (1/5/20); **Completions** — 50, vs. Minnesota (1/5/20); **Passing Yards** — 50, vs. Minnesota (1/5/20); **Long Completion** — 50, vs. Minnesota (1/5/20); **Receptions** — 2 (2x), vs. Minnesota (1/5/20) and vs. Chicago (1/10/21); **Receiving Yards** — 25, vs. Minnesota (1/5/20); **Long Reception** — 20t, vs. Minnesota (1/5/20); **Receiving TDs** — 1 (2x), last vs. Minnesota (1/5/20); **Rushes** — 4 (2x), vs. Minnesota (1/5/20) and vs. Chicago (1/10/21); **Rushing Yards** — 50, vs. Minnesota (1/5/20); **Long Rush** — 28, vs. Minnesota (1/5/20); **Rushing TDs** — 0; **Special Teams Tackles** — 1 (2x), last vs. Minnesota (1/5/20).



# JAMES HURST

# 74 G/T

HEIGHT: 6-5 • WEIGHT: 310  
 COLLEGE: NORTH CAROLINA  
 JOINED SAINTS: FA-20  
 NFL EXPERIENCE: 10  
 BORN: 12/17/91

**NFL CAREER** – Originally signed by the Baltimore Ravens as an undrafted free agent in 2014, since signing with New Orleans in 2020, versatility and reliability have been a calling card of Hurst. In nine NFL seasons with Baltimore (2014-19) and New Orleans (2020-22), the Plainfield, Ind. native's played in 135 regular season contests with 80 starts at four different offensive line positions, left tackle (41), left guard (23), seven at right guard, six starts as a jumbo tight end and three starts at right tackle. In 2022, Hurst started all 16 regular season games he appeared in at left tackle (15) and left guard (one).

**CAREER TRANSACTIONS** – Re-signed by the Saints to a three-year contract, 3/19/21; Signed by the New Orleans Saints to a one-year contract, 5/28/20; Released by the Ravens, 3/16/20; Re-signed by the Ravens to a four-year contract extension, 3/4/18; Re-signed by the Ravens to a one-year contract (RFA), 4/19/17; Signed by the Baltimore Ravens to a three-year contract as an undrafted free agent, 5/12/14.

**2022** – Started all 16 games he appeared in at LT (Games 1-10, 12-16) and LG (17), missing Game 11 (concussion)...Vs. Tampa Bay, Sept. 18, recorded one miscellaneous tackle and one fumble recovery...Vs. Seattle, Oct. 9, blocked for an offense that rushed for a season-high 235 yards...Vs. Cincinnati, Oct. 16, blocked for an offense that rushed for 228 yards, the first back-to-back 200-yard rushing performances for the Saints since 2020...at Pittsburgh, Nov. 13, left at halftime (concussion), which caused him to miss the following week's contest, vs. L.A. Rams, Nov. 20...At Cleveland, Dec. 24, blocked for a run game that rushed for 152 yards and did not surrender a sack...Vs. Carolina, 1/8/23, started at LG and also saw action at LT.

**2021** – Played in all 17 games with 15 starts at four different positions, opening eight at LT, three at RT, two at LG and two as an extra lineman, one of only two linemen to play in all 17 contests...Vs. Green Bay, Sept. 12, helped block for an offense that produced their highest scoring output of the season with 38 points while allowing zero sacks, a career-high tying five touchdown passes from quarterback Jameis Winston and 171 rushing yards as a team, giving the Saints a 38-3 victory over the Packers...Started at LT and blocked for an offense that totaled a season-high 405 total yards, vs N.Y. Giants, Oct. 3...At Seattle, Oct. 25, started at T in jumbo package, blocking for running back Alvin Kamara as he totaled 179 yards from scrimmage in the Saints' 13-10 Monday Night Football victory...Vs. Tampa Bay, Oct. 31, started at LG as the Saints rushed for 152 yards, helping them earn a 36-27 win over defending Super Bowl champions...Started at LT and blocked for an offense that posted season-high 287 passing yards, at Tennessee, Nov. 14...Vs. Dallas, Dec. 2, started at LT and blocked for an offense that tied a season-high output with 405 total net yards...Started at RT for the Saints' highest rushing output of the season with 203 yards and three



touchdowns as a team, propelling New Orleans to a 30-9 victory, at N.Y. Jets, Dec. 12...At Atlanta, 1/9/22, started at LT and finished the season strong blocking for an offense that totaled 195-rushing yards, the second best output of season. **2020** – In first season with Saints, played in 12 regular season games with five starts, opening two as an extra lineman, two at LT and one at LG. Played in both postseason games... Started at LT at Denver, Nov. 29, blocking for a rushing effort of 229 yards and four TDs...At Atlanta, Dec. 6, started at LT and blocked for an offense that rushed for over 200 yards for the second consecutive week...Started at LG in place of an injured Andrus Peat and blocked for a season-high 583-total yards and 264-rushing yard Christmas Day performance, including 155 yards from Kamara as he tied a NFL record in rushing touchdowns (six) and total touchdowns (six) vs. Minnesota, while not giving up a sack. **2019** – Appeared in all 16 regular season games for Baltimore and the team's postseason contest with Weeks 15 and 17 starts at LT...Part of an offense that broke the NFL record for most rushing yards (3,296) and broke club record with 6,521 total net yards...Helped Ravens set franchise mark with 14 regular season wins... Started in 42-21 win vs. N.Y. Jets, Dec. 12...Started vs. Pittsburgh, Dec. 29. **2018** – Started all ten games he appeared in at three different positions and postseason contest...Helped team produce NFL's No. 2 rushing attack, totaling 2,441 yards (152.6 ypg)...Baltimore also tallied what was a single-season team-record 5,999 total net yards...Started at RT and helped protect quarterback Joe Flacco, allowing him to complete 25 of 34 passes for 236 yards and three TDs in 47-3 season-opening win vs. Buffalo, Sept. 9...Started for an O-line that helped protect Flacco, allowing him to record 376 passing yards (sixth-highest total of his career) and two TDs at Cincinnati, Sept. 13...Started at RT for a line that paved the way for 451 total yards (most ever for Ravens at Pittsburgh) in 26-14 win at Pittsburgh, Sept. 30...Started at RT for a line that didn't permit a sack and helped pave the way for 123 rushing yards and two touchdowns in 21-0 win at Tennessee, Oct. 14...Part of a line that paved way for 242 rushing yards in 20-12 win vs. Tampa Bay, Dec. 12...Helped ground attack gain season-high 296 yards in 26-24 win vs. Cleveland, Dec. 30...Started at RG in AFC Wild Card Playoff vs. L.A. Chargers, 1/6/19. **2017** – Started all 16 games for Ravens at LG, who permitted the league's seventh-fewest sacks (27, tied), helping team produce the NFL's ninth-ranked scoring attack (24.7 ppg)...Over the last nine games, Baltimore averaged league's second most points per contest...Started at LG for a line that helped rushing attack gain 157 yards, also permitting just one sack, in 20-0 opening victory vs. Cincinnati, Sept. 10...Started at LG for line that helped Ravens register 136 rushing yards and Flacco throw for two TDs in 24-10 win vs. Cleveland, Sept. 17...Started at LG for offense that didn't allow a sack and generated 143 rushing yards in 30-17 victory at Oakland, Oct. 18...Part of line that didn't permit a sack, paving the way for season-high 174 rushing yards in 40-0 win vs. Miami, Oct. 26...Part of line that paved way for 139 rushing yards and two TDs in 23-16 win vs. Houston, Nov. 27... Played for a line that protected Flacco, allowing zero sacks and helped Ravens produce season-high in points (44) vs. Detroit, Dec. 3...Protected Flacco, allowing him to complete 26 of 42 passes for season-high 288 yards and a TD in 27-10 win at Cleveland, Dec. 17. **2016** – Played in all 16 games with three starts...Part of a line that protected Flacco, allowing him to register a career-high 64.9 completion percentage (436-of-672) and throw for team-record 4,317 yards...Played TE in several games for the Ravens for blocking purposes...Started at LT for an injured Ronnie Stanley and was part of an offensive line that helped generate 130 rushing yards vs. Oakland, Oct. 2...Started at RT for an injured Rick Wagner and protected Flacco (307 yards) at N.Y. Giants, Oct. 16. **2015** – Appeared in all 16 games with eight starts... Played for an O-line that permitted the NFL's third-fewest sacks (24) and helped





produce a then-franchise record 4,271 net passing yards (eighth in league)...Started at LT in place of Eugene Monroe and played every snap for an offense that gained then the sixth-most net yards (493) in team history at Oakland, Sept. 20...Started at LT for an O-line that didn't allow a sack and helped Flacco throw for 362 yards, including 186 to wide receiver Steve Smith Sr. (third in team history), vs. Cincinnati, Sept. 27...Started at LT for an offense that produced 191 rushing yards in the 23-20 overtime win at Pittsburgh, Oct. 1. Helped block for RB Justin Forsett, who carried a career-high 27 times for 150 yards (second-most in his career)...Started at LT, helping Flacco complete 25 of 37 passes for 319 yards, one TD and a season-high 103.3 passer rating, in the 29-26 win vs. San Diego, Nov. 1. Helped block on Flacco's one-yard TD run, giving the Ravens a 26-23 fourth-quarter lead...Started at LT for a line that did not permit a sack in the 33-27 victory at Cleveland, Nov. 30... Played on special teams after starting at jumbo TE in 20-17 win vs. Pittsburgh, Dec. 12, and vs. Kansas City, Dec. 20. **2014** – Appeared in all 16 games with five starts in regular season and started both postseason contests after making the roster as a rookie free agent...Made five starts at LT for an offense that at the time established team single-season records in total net yards (5,838) and points scored (409)...Helped Flacco establish career-highs in passing yards (3,986, since broken) and touchdown passes (27)...Started his first-career game at LT for an offense that posted 454 total net yards and five touchdowns vs. Carolina Sept. 28. Helped Flacco throw for 327 yards and three TDs for a then-franchise-record 137.4 QB rating...Started at LT for an offense that gained 475 yards and racked up six TDs at Tampa Bay, Oct. 12. Helped protect Flacco, allowing him to complete 75% of his passes (21-of-28) for 306 yards and a franchise-record-tying five TDs and a then-team record 149.7 QB rating. Also helped Forsett rush for his third-career 100-yard game (111 yards)...Started both postseason games at LT, helping produce 727 net yards and 61 points...Started at LT, helping Forsett rush for 129 yards (third most in Ravens postseason history) and Flacco throw for a postseason franchise-record four TDs in the Divisional Playoff at New England, 1/10/15.

**COLLEGE** – Played in 50 games (school-record-tying 48 starts) at North Carolina, where he was a two-time first-team All-ACC, two-time second-team All-ACC and Freshman All-America selection (Rivals.com, Phil Steele and *The Sporting News*)...Earned first-team All-ACC honors as a senior in 2013 after starting all 13 games at left tackle. Received first-team (coaches) and second-team (media) All-ACC accolades after helping the Tar Heels set school records in total offense, scoring and passing yards. Part of the ACC-leading and NCAA's No. 9-ranked O-line that allowed 11 sacks (0.92 per game)...Graduated with a degree in exercise and sport science.

**PERSONAL** – Prepped at Plainfield (In.) HS, where he was a two-time first-team All-Conference, All-Area and All-State honoree...Received Area Player of the Year recognition and ranked as the No. 10 overall player in the country and the No. 2 offensive tackle by Rivals.com as a senior...Considers himself a coffee connoisseur, enjoys visiting locally-owned and operated cafes on his off days and vacationing in the Pacific Northwest...Hurst hopes to run a coffee shop in his post-playing career... Visited Scotland in the 2023 offseason...Enjoys playing board games...Participated in the Raven's KaBoom! playground build in the Douglass Homes neighborhood alongside teammates in 2018...Joined Baltimore teammates to sign autographs and play games during the Ravens' 'A Purple Evening', the team's annual event dedicated to female fans in 2017...Served as celebrity shopper during teammate Benjamin Watson's 2017 Big BENefit Holiday Shopping Event.

# VETERANS

## JAMES HURST

Games Played/Started: Baltimore — (2014, 16/5); (2015, 16/8); (2016, 16/3); (2017, 16/16); (2018, 10/10); (2019, 16/2)  
New Orleans — (2020, 12/5); (17/15); (16/16) NFL Totals: 135/80

### POSTSEASON

Games Played/Started: Baltimore — (2014, 2/2); (2018, 1/1); (2019, 1/0) New Orleans — (2020, 2/0) NFL Totals: 6/3



PLAYERS



# D'MARCO JACKSON

# 52 LB

HEIGHT: 6-1 • WEIGHT: 233  
COLLEGE: APPALACHIAN STATE  
JOINED SAINTS: D5-22  
NFL EXPERIENCE: 2  
BORN: 7/20/98

**NFL CAREER** – A versatile linebacker coming out of college as the only FBS player with more than 200 tackles and 25 tackles for loss in the 2020 and 2021 seasons combined, D'Marco Jackson is known for elite production in the run and pass games. Jackson was placed on Injured Reserve during 2022 training camp. The South Carolina native will look to make his debut as a part of the Saints linebacker group in 2023.

**CAREER TRANSACTIONS** – Placed on Injured Reserve, 8/9/22; Signed to a four-year contract, 5/13/22; Selected in the fifth round (161st overall) of the 2022 NFL Draft.

**2022** – Spent the season on Injured Reserve.

**COLLEGE** – Played in all 53 games with 32 starts at Appalachian State, recording 296 tackles, 34.0 stops for loss, 11.5 sacks, three interceptions, a forced fumble and a fumble recovery, and a touchdown on the return of a blocked punt... As senior in 2021, earned PFN second-team All-America, while being named Sun Belt Defensive Player of the Year and first-team All-Sun Belt. Started all 14 games as a captain and posted 120 tackles, 19 stops for loss, six sacks, an interception, five passes defended, a forced fumble and 27 QB pressures, making him the only FBS player in the 2000s that had at least 120 tackles, 19 stops for loss and six passes defended in same season...Named first-team All-Sun Belt (Phil Steele) and second-team All-Sun Belt (conference) as junior who started all 12 contests at ILB, posting a team-high tying 91 tackles, also contributing 6.5 stops for loss, 2.5 sacks, two interceptions, six passes defended and one fumble recovery...Played in all 14 games with six starts at ILB as a sophomore, placing fifth on team with 60 tackles (31 solo) along with 6.5 stops for loss, three sacks and two passes defended...As redshirt freshman, appeared in all 13 games at ILB and on special teams and recorded 25 tackles (team-high tying total among underclassmen), two stops for loss and one pass deflected...

## VETERANS

Helped lead Appalachian State to two Sun-Belt titles, a Sun-Belt East Division title and three bowl wins...Earned bachelor's degree and pursuing an MBA.

**PERSONAL** – Attended Broome (Spartanburg, S.C.) HS, where he was a South Carolina Mr. Football finalist...Finished high school career with over 400 tackles, 27 stops for loss, 15 sacks and eight interceptions...Rushed for over 3,000 yards... Broome team MVP in both 2015 and 2016...Four-time All-Area and All-Academic... Lettered in track and field and was state discus champion...Cousin Maurice Morris played running back for the Seattle Seahawks (2002-08) and Detroit Lions (2009-11)...Older brothers played football at Pikeville College and Limestone College... Grew up on a family farm that specializes in raising cattle...Enjoys fishing, horse riding, bull riding, and calf wrestling...In offseason, worked with the Charlotte-Mecklenburg (N.C.) Reach Out program, a court diversion program for first-time youthful offenders charged with a non-violent felony, providing them with the opportunity to earn the right to have their charge dismissed...Rode in the Krewe of Tucks Mardi Gras parade...To celebrate “504 Day” on May 4, 2023, Jackson, two teammates and other team employees joined with Second Harvest Food Bank to give back through their food packing event...Played in the 2023 Saints Hall of Fame Golf Tournament at Chateau Country Club in Kenner.



**JESSE  
JAMES**

**81  
TE**

**HEIGHT: 6-7 • WEIGHT: 261**

**COLLEGE: PENN STATE**

**JOINED SAINTS: FA-23**

**NFL EXPERIENCE: 9**

**BORN: 6/4/94**

**NFL CAREER** – Jesse James joined the Saints during OTAs, looking to bring veteran experience in catching the football and making an impact as a blocker in to the Black and Gold tight end room. The Pennsylvania native was originally selected by Pittsburgh in the fifth round (160th overall) in the 2015 NFL Draft out of Penn State. The ninth-year pro appeared in 14 games with nine starts in 2021, totaling seven receptions for 62 yards (8.9 avg.) with one touchdown for the Chicago Bears and contributed to the Cleveland Browns offense for the first two contests of 2022 before suffering a season-ending biceps injury. In eight seasons for Pittsburgh, Detroit, Chicago and Cleveland, James has played in 104 regular season games with 63 starts, catching 157 passes for 1,522 yards (9.7 avg.) with 12 touchdowns. In six playoff contests with three starts for Pittsburgh, he recorded 13 receptions for 171 yards.

**CAREER TRANSACTIONS** – Signed by the New Orleans Saints, 5/31/23; Placed on Injured Reserve by Cleveland, 9/20/22; Signed by the Cleveland Browns, 9/5/22; Reinstated by Chicago Bears from Reserve/COVID-19, 12/29/21; Placed on Reserve/COVID-19 by Bears, 12/16/21; Signed to a one-year contract by the Chicago Bears, 7/27/21; Released by Detroit, 3/12/21; Signed to a four-year



## VETERANS

contract by the Detroit Lions (UFA-Pit.), 3/14/19; Signed to a four-year contract by Pittsburgh, 5/14/15; Selected in the fifth round (160th overall) of the 2015 NFL Draft by the Pittsburgh Steelers.

**2022** – Appeared in two games with the Cleveland Browns before suffering season-ending biceps injury. **2021** – Appeared in 14 games with nine starts and recorded seven receptions for 62 yards (8.9 avg.) with one touchdown in his only season in Chicago...Collected first and only touchdown of season, an eight-yard grab from Justin Fields and tied a season-high of three receptions for a season-high 38 yards at San Francisco, Oct. 31. **2020** – Played in all 16 games for the fifth consecutive season with seven starts for Detroit and collected 14 receptions for 129 yards (9.2 avg.)...Tallied a season-high three receptions for 28 yards and caught a touchdown in the process at Arizona, Sep. 27...Caught a nine-yard TD pass at Chicago, Dec. 6. **2019** – Played in all 16 games with 11 starts for Lions and recorded 16 receptions for 142 yards...Recorded three receptions for 18 yards vs Los Angeles Chargers, Sep. 15...Caught a season-long 23-yard reception, at Minnesota, Dec. 8... Tied his season-high in receptions with three grabs for 31 yards at Tampa Bay, Dec. 15. **2018** – Played in all 16 games with seven starts, totaling 30 receptions for career-high 423 yards (14.1 avg) with two touchdowns in his final season in Pittsburgh...Collected three receptions for 60 yards in Week One at Cleveland, Sep. 9... Had his best statline all season, five receptions for a career-high 138 yards with one touchdown and also caught the longest pass of his career (46 yards), vs. Kansas City, Sep. 16...Tied season-high for receptions when he recorded five catches for 26 yards at Cincinnati, Oct. 14. **2017** – Played in all 16 regular season games with 14 starts and tallied a career-high 43 receptions for 372 yards (8.7 avg.) with three touchdowns for Pittsburgh...Totaled six receptions for 41 yards and had a multi-touchdown game, recording career-high two in a season-opening win at Cleveland, Sep. 10... Collected five receptions for 21 yards with a TD in a win vs. Tennessee, Nov. 17... Recorded a career-high ten receptions for season-high 97 yards, in victory vs Baltimore, Dec. 11...Contributed in postseason as he caught one ball for 12 yards in the Divisional Round vs. Jacksonville, 1/14/18. **2016** – Played in all 16 regular season games with 13 starts for Steelers and totaled 39 receptions for 338 yards with three touchdowns and posted 11 grabs for 137 yards in three postseason starts/games... Recorded a season-high six receptions for 43 yards with one touchdown in a win vs. New York Jets, Oct. 9...Collected four receptions for a season-high of 59 yards in a loss vs. Dallas, Nov. 13...Contributed heavily in the playoffs, recording five receptions for 83 yards in a win in the Divisional Round at Kansas City, 1/16/17...Also made his mark in the AFC Championship game, collecting five receptions for 48 yards, at New England, 1/22/16. **2015** – In his rookie season, he played in eight regular season games and started two, totaling eight receptions for 56 yards with a touchdown for the Steelers...Recorded two receptions for 13 yards and caught his first NFL touchdown in a win vs. Oakland, Nov. 8...Tallied three receptions for 30 yards and had a 20-yard grab, which were all season-highs in win vs. Indianapolis, Dec. 7...Grabbed 22-yard catch in Divisional Round at Denver, 1/17/16.

**COLLEGE** – Played in 31 games with 21 starts for the Nittany Lions. Totaled 78 receptions for 1,005 yards (12.9 yards per catch) and 11 touchdowns over career... Started 13 contests as a junior in 2014 and finished with 38 receptions for 396 yards



PLAYERS

# VETERANS

and three TDs...Played in all 12 games his sophomore season and had 23 receptions for 335 yards and three TDs...Played in eight games as a true freshman, one of six to get playing time, with six starts and had 15 catches for 276 yards and five touchdowns and was selected as an honorable mention Freshman All-American. Caught his first collegiate touchdown vs. Navy. Made first career start in a win against Temple... Majored in kinesiology.

**PERSONAL** – A two-time second-team all-state performer at South Allegheny (McKeesport, Pa.) HS...He earned first-team All-Century Conference at tight end as a junior and senior, after making 71 receptions for 1,030 yards and 10 touchdowns during his final two seasons with the Gladiators...Selected a team captain during each of his final three seasons at South Allegheny...James was invited to play in the Semper-Fidelis All-American game and was named to the 2011 *Pittsburgh Post-Gazette* Fabulous 22...MaxPreps rated James the nation's No. 3 tight end during his senior season.

## JESSE JAMES

Year	Team	GP	GS	RECEIVING				
				No	Yds	Avg	Lg	TD
2015	Pittsburgh	8	2	8	56	7.0	20	1
2016	Pittsburgh	16	13	39	338	8.7	24	3
2017	Pittsburgh	16	14	43	372	8.7	32	3
2018	Pittsburgh	16	7	30	423	14.1	51	2
2019	Detroit	16	11	16	142	8.9	23	0
2020	Detroit	16	7	14	129	9.2	31	2
2021	Chicago	14	9	7	62	8.9	19	1
2022	Cleveland	2	0	0	-	-	-	0
<b>NFL Totals</b>		<b>104</b>	<b>63</b>	<b>157</b>	<b>1,522</b>	<b>9.7</b>	<b>51</b>	<b>12</b>

**CAREER HIGHS:** Receptions — 10, vs. Baltimore (12/10/17); Receiving Yards — 138, vs. Kansas City (9/16/18); Long Reception — 51, at Baltimore (11/4/18); Receiving TDs — 2, at Cleveland (9/10/17).

### POSTSEASON

Year	Team	GP	GS	RECEIVING				
				No	Yds	Avg	Lg	TD
2015	Pittsburgh	2	0	1	22	22.0	22	0
2016	Pittsburgh	3	3	11	137	12.5	26	0
2017	Pittsburgh	1	0	1	12	10.0	20	0
<b>NFL Totals</b>		<b>6</b>	<b>3</b>	<b>13</b>	<b>171</b>	<b>13.2</b>	<b>26</b>	<b>0</b>

**CAREER HIGHS:** Receptions — 5 (2x), at Kansas City (1/15/17) and at New England (1/22/17); Receiving Yards — 83, at Kansas City (1/15/17); Long Reception — 26, at Kansas City (1/15/17); Receiving TDs — 0.



**JUWAN  
JOHNSON**

**83  
TE**

HEIGHT: 6-4 • WEIGHT: 231  
COLLEGE: OREGON  
JOINED SAINTS: FA-20  
NFL EXPERIENCE: 4  
BORN: 9/13/96

**NFL CAREER** – The former Penn State and Oregon wideout joined the Saints in 2020 following the NFL Draft and transitioned to tight end his second season. In 2023, the New Jersey native had a breakout campaign as he appeared in 16 games with 12 starts and finished with 42 receptions for 508 yards and a team-best seven touchdown grabs.

**CAREER TRANSACTIONS** – Agreed to terms on a two-year contract extension, 3/11/23; Activated from Reserve/COVID-19, 12/28/21; Placed on Reserve/COVID-19, 12/21/21; Signed to active roster from practice squad, 12/19/20; Elevated to active roster, 12/12/20; Elevated to active roster, 12/5/20; Elevated to active roster, 10/31/20; Elevated to active roster, 10/24/20; Agreed to terms on a practice squad contract, 9/6/20; Waived, 9/5/20; Agreed to terms with Saints, 4/27/20.

**2022** – Played in 16 games with 12 starts, finishing with 42 receptions for 508 yards and a team-best seven touchdown grabs, which was tied for third among NFL tight ends. Also added one special teams tackle...At Atlanta, Sept. 11, played on offense and special teams and recorded two catches for a career-high 43 yards...Vs. Tampa Bay, Sept. 18, recorded four catches for 40 yards...At Carolina, Sept. 25, started and saw action on special teams, recording one assisted coverage tackle...Vs. Minnesota (London), Oct. 2, appeared on offense and special teams and caught three passes for 33 yards...Vs. Seattle, Oct. 9, saw time on offense and special teams and had one 13-yard catch...Vs. Cincinnati, Oct. 16, started and saw action on special teams and caught four passes for 41 yards...At Arizona, Oct. 20, started and saw action on special teams and caught a career-high five passes for 32 yards and a career-best tying two touchdown grabs...Vs. Las Vegas, Oct. 30, started and saw action on special teams and had two receptions for 14 yards...Vs. Baltimore, Nov. 7, started and saw action on special teams and finished with two receptions for 42 yards, including a career-long 41-yard scoring grab...At Pittsburgh, Nov. 13, started and saw action on special teams and finished with career-high tying five receptions for 44 yards with a 15-yard TD...Vs. Los Angeles Rams, Nov. 20, started in three-tight end set and saw action on special teams and caught three passes for a career-high 47 yards with one touchdown to set a career-high for scoring grabs (team-best five)...At San Francisco, Nov. 27, started and saw action on special teams...Vs. Atlanta, Dec. 18, started at TE and led team in receiving, hauling in four passes for a career-high 67 yards with two touchdowns. The two scores marked his second multi-touchdown game of the season and third of his career, and made him the team leader in touchdown receptions...At Cleveland, Dec. 24, started and played on special teams and recorded a nine-yard reception...At Philadelphia, 1/1/23, started and finished with career-high tying five receptions for 62 yards...In finale vs. Carolina, 1/8/23,



started and finished with a 21-yard reception. **2021** – Played in 14 games with two starts and finished season with 13 receptions for 159 yards (12.2 avg.) and four touchdowns...In season opener vs. Green Bay, Sept. 12 (played in Jacksonville, Fla. due to Hurricane Ida), caught three passes for 21 yards and recorded his first two NFL TDs, helping the Saints defeat the Packers 38-3...At Carolina, Sept. 19, recorded a 23-yard reception...Vs. New York Giants, Oct. 3, recorded two receptions for 20 yards and one touchdown...Vs. Tampa Bay, Oct. 31, made first career start at TE...At Tennessee, Nov. 14, caught two passes for 36 yards...vs. Dallas, Dec. 12, had a 27-yard catch...At Atlanta 1/9/22, caught a pass for a five-yard touchdown.

**2020** – Played in seven games with four starts in rookie campaign at WR...Totaled four receptions for 39 yards (9.8 avg)...Made debut, starting and playing on special teams vs. Carolina, Oct. 25...At Chicago, Nov. 1, caught first career pass, a five-yard grab from QB Drew Brees...Recorded key first-down pickup from Taysom Hill to bring the ball to the Eagles 39-yard line on a 11-yard reception on a touchdown drive at Philadelphia, Dec. 13...Contributed on offense and special teams and caught a pass for a 19-yard gain from Brees vs. Minnesota, Dec. 25.

**COLLEGE** – Played as a graduate transfer at Oregon in 2019 after playing at Penn State from 2016-18...In four college seasons, played in 47 games and recorded 111 receptions for 1,590 yards and six touchdowns...In 2019, played in the final ten games for the Ducks after missing the first four with a calf injury and recorded 30 receptions for 467 yards (15.6 avg.) and six touchdowns, finishing second on the team with eight grabs over 20 yards...As a Penn State junior in 2018, played in ten games and made seven starts, finishing with 25 catches for 352 yards and a TD... As a sophomore, started all 13 games and finished seventh in Big Ten in receptions (54) and receiving yards (701)...As redshirt freshman in 2016, appeared in all 14 games, primarily on special teams and ranked second on team with nine coverage stops, including eight on kickoff return, one blocked punt and added two receptions for 70 yards...Graduated in 2018 from Penn State with a bachelor's degree in telecommunications.

**PERSONAL** – Consensus four-star and top 200 prospect by multiple recruiting outlets and services at Glassboro (N.J.) HS...Rated as the No. 115 overall prospect and the No. 12 wideout in the nation in the final 247Sports composite rating...Played in the U.S. Army All-American Bowl and also advanced to Nike's "The Opening" Finals camp in Eugene, Ore...Had 42 catches for 804 yards (19.1 avg.) with nine TDs and two rushing scores as senior and made 22 stops at DB...Also played basketball... Younger brother of former Saints DE George Johnson, who played in the NFL from 2011-17, closing out his playing career with the Black and Gold in 2017...Played in the 2022 and 2023 Saints Hall of Fame Golf Tournaments at Chateau Country Club... Although Johnson missed the Dec. 5 'My Cause My Cleats' matchup at Tampa Bay, his cleats were painted to support Culture Aid NOLA, which provides fresh food with twice weekly distributions. The cleats were auctioned off with the proceeds to benefit the nonprofit...Interacted with fans at the 2023 New Orleans Saints Draft Crawfish Cook-off event, which benefited several Autism-related non-profits...In April, provided a perspective on his career pivot to tight end and teaching football skills in leading a clinic with a group of talented New Orleans-area female flag football stars...Born on September 13, 1996 in Stratford, N.J.





## JUWAN JOHNSON

Year	Team	GP	GS	RECEIVING				
				No	Yds	Avg	Lg	TD
2020	New Orleans	7	4	4	39	9.8	19	0
2021	New Orleans	14	2	13	159	12.2	27	4
2022	New Orleans	16	12	42	508	12.1	41t	7
<b>NFL Totals</b>		<b>37</b>	<b>18</b>	<b>59</b>	<b>706</b>	<b>12.0</b>	<b>41t</b>	<b>11</b>

**ADDITIONAL STATISTICS:** Special Teams Tackles — (2021, 1); (2022, 1) Total: 2;

**CAREER HIGHS:** Receptions — 5 (3x), last at Philadelphia (1/1/23); Receiving Yards — 67, vs. Atlanta (12/18/22); Long Reception — 41t, vs. Baltimore (11/7/22); TD Receptions — 2 (3x), last vs. Atlanta (12/18/22).



**LONNIE JOHNSON JR.** **28**  
**DB**

**HEIGHT: 6-2 • WEIGHT: 213**  
**COLLEGE: KENTUCKY**  
**JOINED SAINTS: UFA-23 (TEN)**  
**NFL EXPERIENCE: 5**  
**BORN: 11/4/95**

**NFL CAREER** – Originally selected in the second round of the 2019 NFL Draft by the Houston Texans out of Kentucky, Lonnie Johnson Jr. provides experience and depth to the Saints secondary and special teams units in 2023, as he will compete for snaps on both defense and in the kicking game in the offseason and the pre-season. In three seasons with the Texans (2019-21) and the 2022 campaign with the Tennessee Titans, he has played in 56 regular season games with 19 starts, posting career totals of 168 tackles (122 solo), three interceptions, 13 passes defended and 15 special teams stops. In two postseason contests with one start for Houston in 2019, he has posted three solo tackles, one coverage stops and on blocked punt recovery for a touchdown.

**CAREER TRANSACTIONS** – Signed to a one-year contract (UFA-Ten.) by the New Orleans Saints, 3/21/23; Activated from Injured Reserve by the Tennessee Titans, 12/17/22; Placed on Injured Reserve by the Titans, 11/17/22; Awarded off waivers to the Titans from the Kansas City Chiefs, 8/16/22; Waived by the Chiefs, 8/15/22; Traded from the Houston Texans to the Chiefs in exchange for a 2024 seventh-round draft pick, 5/2/22; Reinstated by the Texans from Reserve/COVID-19, 1/5/22; Placed by the Texans on Reserve/COVID-19, 12/23/21; Signed by the Texans to a four-year contract, 5/10/19; Selected by the Texans in the second round (54th overall) of the 2019 NFL Draft.

**2022** – Played in 12 games for the Titans, totaling nine tackles on defense and two special teams stops...Posted three tackles in back-to-back weeks vs. Houston, Dec. 24 and vs. Dallas, Dec. 29. **2021** – Played in 14 games for Texans with seven starts, totaling 51 tackles (34 solo), a career-high three interceptions, six passes



PLAYERS

defensed and four special teams stops...Started at FS at Buffalo, Oct. 3 and finished with eight tackles (five solo), first career interception, which he returned for a career-long 32 yards and a pass defense...Posted a pick/pass defense for the second consecutive week, to go with four tackles vs. New England, Oct. 10...Recorded a pick at Arizona, Oct. 24. **2020** – Played in 16 games with five starts, last four games at safety and tallying a career-high 70 tackles (50 solo) and six special teams stops... Finished with three tackles (two solo) and a special teams stop vs. Jacksonville, Oct. 11...Finished with six solo stops at Jacksonville, Nov. 8...Finished with five tackles (four solo) vs. New England, Nov. 22...Posted six tackles (four solo) and two special teams stops vs. Indianapolis, Dec. 6...Finished with four tackles (three solo) and two coverage stops at Chicago, Dec. 11...Had a career-high 11 tackles (six solo) vs. Cincinnati, Dec. 27. **2019** – Appeared in 14 regular season games (seven starts) as a rookie for Houston and tallied 38 total tackles (31 solo), a career-high seven passes defensed and added three special teams stops. Also appeared in both postseason contests (one start) and posted three solo tackles, one coverage stop and one blocked punt recovery touchdown. Saw action as reserve cornerback in NFL debut at New Orleans, Sept. 9...Logged first-career start vs. Jacksonville, Sept. 15 and recorded first three career tackles (three solo) and a pass defense...Posted six tackles and a pass defense in Week 3 win over L.A. Chargers, Sept. 22...Tallied four tackles (two solo) in his third career start vs. Atlanta, Oct. 6...Tallied two solo tackles and two passes defensed in victory at Kansas City, Oct. 13...Tied for second on team with seven solo tackles at Indianapolis, Oct. 20...Finished tied for second on team with six tackles (five solo) and added a pass defense vs. New England, Dec. 1... Posted a pass defense at Tennessee, Dec. 15, stopping a second quarter fake punt attempt...Made his first career playoff start in the Divisional Round at Kansas City, 1/12/20 and recorded three solo tackles and one special teams stop. Recovered on a blocked punt by OLB Barkevious Mingo on Chiefs P Dustin Colquitt at the 10-yard line and scored a TD.

**COLLEGE** – Played two seasons from 2017-18 at Kentucky after transferring from Garden City (Kan.) Community College where he played one season in 2015. Played one season (2014) at San Bernardino Valley Community College. Sat out 2016 to focus on academics Recorded 64 tackles, three stops for loss, 1.0 sack, 12 passes defensed, two blocked kicks, an interception and a forced fumble in 26 games (18 starts) at UK...Recorded 23 tackles, four passes defensed, an interception and a forced fumble and started all 13 games as a senior. Notched first-career interception in the Citrus Bowl vs. Penn State...Recorded four tackles in 2019 Reese's Senior Bowl after senior campaign...Notched 41 tackles, three stops for loss, 1.0 sack, five passes defensed and two blocked kicks after appearing in all 13 games in first season at UK. Recorded six tackles and blocked a field goal vs. Missouri, Oct. 7. Tallied three tackles and first-career sack vs. Tennessee, Oct. 28. Finished with five tackles, a stop for loss and a pass defense vs. Mississippi in first career start, Nov. 4. Registered career-high seven tackles vs. Louisville, Nov. 25...Graduated with a community and leadership development degree.

**PERSONAL** – Attended Gary (Ind.) West Side HS...Recorded 66 tackles, two interceptions, two blocked field goals and a blocked punt...Also caught 40 passes for 772 yards (19.3 avg.) and 14 career touchdowns...Lettered in track & field and led

## VETERANS

Gary West Side to the 2014 state championship with individual titles in the long jump and 4x100 relay...Participated in the 2023 Saints Hall of Fame Golf Tournament at Chateau Country Club.



PLAYERS

### LONNIE JOHNSON JR.

Year	Team	GP	GS	Tot	TACKLES			Yds	INTERCEPTIONS				FUMBLES			
					Solo	Asst	Sk		No	Yds	Lg	TD	PD	FF	FR	Yds
2019	Houston	14	7	38	31	7	0.0	0.0	0	0	0	0	7	0	0	0
2020	Houston	16	5	70	50	20	0.0	0.0	0	0	0	0	0	0	0	0
2021	Houston	14	7	51	34	17	0.0	0.0	3	47	32	0	6	0	0	0
2022	Tennessee	12	0	9	7	2	0.0	0.0	0	0	0	0	0	0	0	0
<b>NFL totals</b>		<b>56</b>	<b>19</b>	<b>168</b>	<b>122</b>	<b>46</b>	<b>0.0</b>	<b>0.0</b>	<b>3</b>	<b>47</b>	<b>32</b>	<b>0</b>	<b>13</b>	<b>0</b>	<b>0</b>	<b>0</b>

**ADDITIONAL STATISTICS:** Special Teams Tackles — (2019, 3); (2020, 6); (2021, 4); (2022, 2) Total: 15.

**CAREER HIGHS:** Tackles — 11, vs. Cincinnati (12/27/20); Interceptions — 1 (3x), last at Arizona (10/24/21); Sacks — 0; Passes Defended — 2, at Kansas City (10/13/19); Forced Fumbles — 0; Fumble Recoveries — 0.

#### POSTSEASON

Year	Team	GP	GS	Tot	TACKLES			Yds	INTERCEPTIONS				FUMBLES			
					Solo	Asst	Sk		No	Yds	Lg	TD	PD	FF	FR	Yds
2019	Houston	2	1	3	3	0	0.0	0.0	0	0	0	0	0	0	0	0
<b>NFL totals</b>		<b>2</b>	<b>1</b>	<b>3</b>	<b>3</b>	<b>0</b>	<b>0.0</b>	<b>0.0</b>	<b>0</b>	<b>0</b>	<b>0</b>	<b>0</b>	<b>0</b>	<b>0</b>	<b>0</b>	<b>0</b>

**ADDITIONAL STATISTICS:** Special Teams Tackles — (2019, 1) Total: 1; Blocked Punt Recovery For A TD — (2019, 1) Total: 1.

**CAREER HIGHS:** Tackles — 3, at Kansas City (1/12/20); Solo Tackles — 3, at Kansas City (1/12/20); Passes Defended — 0; Forced Fumbles — 0; Fumble Recoveries — 0; Special Teams Tackles — 1, at New England (11/11/18).



## CAMERON JORDAN 94 DE

HEIGHT: 6-4 • WEIGHT: 287

COLLEGE: CALIFORNIA

JOINED SAINTS: D1A-11

NFL EXPERIENCE: 13

BORN: 7/10/89

**NFL CAREER** – Jordan enjoyed another successful campaign in 2022 starting all 16 games he appeared in and registering 66 tackles (40 solo), a club-best 8.5 sacks, 13 tackles for loss, 13 quarterback hits, two passes defended and two forced fumbles. Jordan's eight Pro Bowl nods are the most for a defensive player in club history and second overall. His six consecutive selections trail only QB Drew Brees (seven from 2008-2014) and T Willie Roaf (seven from 1994-2000) for first in team record books. He finished the season with 115.5 career sacks and holds the franchise record for takedowns. He is the first defensive lineman in team record books and second Saint overall to record at least 7.5 sacks in nine different seasons (LB Rickey Jackson: 1983-97, 1989, 1991-93), the only to do so in 11 straight campaigns

and just the fourth player in franchise history to record at least six seasons with double-digit sack totals (12.5-2013, 10.0-2015, 13.0-2017, 12.0-2018, 15.5-2019, 12.5-2021), joining Jackson (six seasons) and DE Wayne Martin and LB Pat Swilling (five seasons). Jordan's 11 consecutive seasons of at least 7.5 sacks is the current longest streak in the National Football League and he joined Reggie White and John Randle as only the third NFL player to do so in at least 11 straight seasons since takedowns became an official statistic in 1982. He has registered multiple sacks in a game (1.5 or more) 27 times in his career, with 14 of those coming against teams from the NFC South (seven vs. Atlanta; five vs. Tampa Bay; two vs. Carolina). Jordan is one of only three defensive linemen to register at least 60 passes defended since 2011. An explosive and physical defensive end, the former University of California standout possesses the combination of size, speed and strength to play end in either a 3-4 or 4-3. Jordan has appeared in 192 games with 191 starts, posting career totals of 733 stops (459 solo), 115.5 quarterback takedowns, two interceptions, 60 passes defended, 15 forced fumbles, ten fumble recoveries and one blocked kick. He's also appeared in 11 career postseason games (ten starts), tallying 42 tackles (32 solo), 5.5 sacks and five passes defended, the club's all-time leader in quarterback takedowns in the playoffs.

**CAREER TRANSACTIONS** – Activated from Reserve/COVID-19, 12/16/21; Placed on Reserve/COVID-19, 12/6/21; Signed by New Orleans to a three-year contract extension, 6/12/19; Signed by Saints to a five-year contract extension, 6/2/15; Fifth-year option exercised, 4/8/14; Signed by Saints to a four-year contract, 8/2/11; Selected by Saints in the first round (24th overall) of the 2011 NFL Draft.

**HONORS – 2022:** NFC Defensive Player of the Week (Week 17); Pro Bowl; **2021:** NFC Defensive Player of the Week (Weeks 15 and 17); Pro Bowl; Saints Man of the Year (club nominee for NFL Walter Payton Man of the Year); **2020:** NFC Defensive Player of the Month (November); Pro Bowl; PFWA All-NFC; 2019: 2010s NFL All-Decade Team (Pro Football Hall of Fame Selectors); NFC Defensive Player of the Week (Week 13); Pro Bowl (starter); AP second-team All-Pro; *The Sporting News* All-Pro; PFWA All-NFL and All-NFC; **2018:** Pro Bowl; AP Second-team All-Pro; PFWA All-NFC; **2017:** NFC Defensive Player of the Week (Week Six); NFC Defensive Player of the Month (November); Pro Bowl; First-team All-Pro (AP and *The Sporting News*); PFWA All-NFL and All-NFC; Saints Man of the Year (club nominee for NFL Walter Payton Man of the Year); **2015:** Pro Bowl; **2013:** Pro Bowl.

**2022** – Started all 16 games he appeared in as a defensive team captain for the eighth consecutive season, missing only the second contest of his career in Week 11 (eye), the first due to an injury...Led the defensive line with 66 tackles (40 solo), a club-best 8.5 sacks for a loss of 67.5 yards, 13 stops for loss, 13 quarterback hits, two passes defended and two forced fumbles and was named to participate in the Pro Bowl games, his eighth overall berth, second in club history and his sixth consecutive. Surpassed Jackson for most sacks in franchise history (115.5)...Jordan's 11 consecutive seasons of recording at least 7.5 sacks, makes him only the third player since takedowns became an official statistic in 1982 to do so, joining Reggie White (14) and John Randle (11). Only Saint to play in 16 games in 12 seasons...In opener at Atlanta, Sept. 11, recorded seven tackles (five solo) and a stop for loss...In home opener vs. Tampa Bay, Sept. 18, recorded three tackles (one solo) including one stop for loss...At Carolina, Sept. 25, posted four tackles (two solo) and one sack/stop for





loss...Vs. Minnesota (London), Oct. 2, finished with six tackles (three solo), a half-sack and three QB hits...Vs. Seattle, Oct. 9, registered three tackles (two solo) and two sacks/stops for loss/QB hits...At Arizona, Oct. 20, finished with six tackles (four solo), one sack, two stops for loss and one quarterback hit...Vs. Las Vegas, Oct. 30, recorded two assisted tackles and a split sack, reaching 700 career stops...At Pittsburgh, Nov. 13, posted five tackles (one solo), one pass defense and split a sack to reach 112.5 career takedowns with Steelers signal-caller Kenny Pickett being the 45th player he has dropped...Missed contest vs. LAR, Nov. 20 (eye)...At Tampa Bay, Dec. 5, recorded one solo tackle, one pass deflected and one forced fumble, as the Saints gave up only 76 rushing yards on 20 carries (3.8 avg.). Tied Jackson for fourth place in games played (regular/postseason combined) in franchise history (199)...Vs. Atlanta, Dec. 18, posted three tackles (one solo) with a tackle for loss. Played in 200th career game (regular/postseason combined), setting new team mark for games played by a defensive Saint while joining Brees, P Thomas Morstead and K Morten Andersen as only the fourth Saint to play in 200 contests with the club...At Cleveland, Dec. 24, recorded seven tackles (five solo) to lead the defensive line. Started the 200th game (regular/post season combined) of his career, joining Brees as the only players in franchise history to open 200 contests for the club...At Philadelphia, 1/1/23, finished with five solo tackles, a season-high three sacks for a loss of 16 yards, one stop for loss and one forced fumble. The three takedowns increased his career sack total to 115.5, surpassing Jackson's total of 115 and making him the franchise record holder for sacks. The multi-sack game also put his total at 27 career multi-sack games, tying him for first place in club record books with Jackson. Six three-sack games also ties him for first in club records with Jackson and moving him into a tie for 19th in league record books. Became only the third player in NFL history since sacks became an official statistic in 1982 to record at least 7.5 sacks in 11 straight seasons. Moved into 23rd place all-time in NFL record books, surpassing Sean Jones...In season finale vs. Carolina, 1/8/23, registered seven tackles (four solo) and a stop for loss. **2021** – After being voted by his teammates as a defensive team captain for the seventh consecutive season, started all 16 games he appeared in, missing first game of his career in Week 14, at NYJ due to COVID-19 protocols...Recorded 59 tackles, 12.5 sacks for a loss of 75.5 yards, 13 stops for loss, 22 QB hits, six passes defended and two forced fumbles as he was selected to his seventh overall Pro Bowl and fifth consecutive all-star game. Sack total tied for seventh in the NFL...Vs. Green Bay (played in Jacksonville, FL. due to Hurricane Ida), Sept. 12, recorded two quarterback hits in 38-3 win over the Packers...At Carolina, Sept. 19, posted six tackles (two solo) and a stop for loss, leading a run defense that allowed only 2.7 yards per carry...At New England, Sept. 26, had three solo tackles, a stop for loss and defended a pass...Vs. NYG, Oct. 3, recorded four tackles (two solo) and had one quarterback hit...At Washington, Oct. 10, had four tackles (three solo) with a stop for loss and a pass defense...At Seattle, Oct. 25, recorded four tackles (three solo) with a stop for loss and his first sack of 2021. QB Geno Smith became the 38th player that Jordan's sacked...Vs. Tampa Bay, Oct. 31, recorded two tackles (one solo) with a sack and a forced fumble. Jordan's sack also marked his 15th against the Buccaneers, becoming the 15th player in NFL history to record at least 15 against two different teams (Falcons, 21) and (Bucs, 15)...Vs. Atlanta, Nov. 7, recorded four tackles (one solo) with a stop for loss and a sack...At Philadelphia, Nov. 21, recorded three tackles (two solo) with a sack/stop for loss and one pass defense. Jordan's 98.5 sacks moved him past Joey Porter (98) for 38th all-time. Eagles QB Jalen Hurts was the 39th player Jordan has sacked in his career...At NYJ, Dec. 12, Jordan's 172 consecutive games played streak ended due to COVID-19 protocols, which was the longest current in

# VETERANS

## JORDAN SACK NOTES

Cameron Jordan has posted 115.5 sacks overall. Below is a breakdown of them.

### BY CONFERENCE AND DIVISION

	Sks	Yds/Lst		Sks	Yds Lst
NFC	93.0	643.5	AFC	22.5	128.0
NFC South	53.5	362.0	AFC South	7	42.0
NFC North	13.0	93.0	AFC East	6	46.0
NFC West	14.5	117.5	AFC West	5.0	23.5
NFC East	12.0	71.0	AFC North	4.5	16.5

### BY TEAM

	Sks	Yds/Lst		Sks	Yds Lst
Atlanta	23.0	118.0	Dallas	2.0	10.0
Tampa Bay	17.0	131.5	Washington	2.0	16.0
Carolina	13.5	112.5	Houston	2.0	15.0
Philadelphia	7.0	39.0	Jacksonville	2.0	12.0
Arizona	5.0	39.0	Denver	2.0	5.0
L.A. Rams	4.0	37.0	New England	1.0	5.0
Detroit	4.0	23.0	Buffalo	1.0	13.0
Miami	4.0	28.0	Cincinnati	1.0	2.0
Indianapolis	2.0	12.0	N.Y. Giants	1.0	6.0
Chicago	3.5	28.5	Cleveland	2.0	11.0
Minnesota	3.5	26.5	Tennessee	1.0	3.0
Seattle	3.0	28.0	Las Vegas	0.5	2.5
San Francisco	2.5	13.5			
Chargers	2.5	16.0			
Green Bay	2.0	15.0			
Pittsburgh	1.5	3.5			

### BY QUARTERBACK

	Sks	Yds/Lst		Sks	Yds Lst
Matt Ryan	23.0	118.0	Brian Hoyer	1.0	10.0
Jameis Winston	10.0	70.5	Nick Foles	1.0	8.0
Cam Newton	8.0	74.0	Ben Roethlisberger	1.0	0.0
Gardner Minshew II	5.0	28.0	Baker Mayfield	1.0	10.0
Jared Goff	4.0	37.0	Jay Cutler	1.0	10.0
Matthew Stafford	4.0	23.0	Thad Lewis	1.0	13.0
Tom Brady	4.0	24.0	Sam Bradford	1.0	5.0
Sam Darnold	3.5	21.5	Kendall Hinton	1.0	1.0
Josh Freeman	3.0	23.0	Teddy Bridgewater	1.0	7.0
Carson Palmer	3.0	23.0	Eli Manning	1.0	6.0
Michael Vick	3.0	21.0	Trevor Siemian	1.0	4.0
Geno Smith	3.0	28.0	Deshawn Watson	1.0	5.0
Mitchell Trubisky	2.5	20.5	Tua Tagovailoa	1.0	9.0
Kirk Cousins	2.5	24.5	Philip Rivers	1.0	7.0
Colin Kaepernick	2.5	13.5	Jalen Hurts	1.0	2.0
Dak Prescott	2.0	10.0	Andy Dalton	1.0	2.0
Tyrod Taylor	2.0	11.0	Alex Smith	1.0	6.0
Aaron Rodgers	2.0	15.0	Derek Carr	0.5	2.5
Kirk Cousins	2.0	21.0	Kenny Pickett	0.5	3.5
Andrew Luck	2.0	12.0	Justin Herbert	0.5	4.0
Kyler Murray	2.0	16.0			
Ryan Tannehill	2.0	12.0			
Josh McCown	1.5	9.0			
Will Grier	1.0	7.0			
Jacoby Brissett	1.0	0.0			



NFL records for a position player...At Tampa Bay, Dec. 19, recorded five solo tackles with two sacks and a forced fumble in 9-0 shutout. Jordan's two sacks gave him over 100 for his career, joining Jackson as the only players to reach the century mark in sacks with the Saints. They are the third pair of players to each top 100 plus sacks with the same team, joining Dwight Freeney and Robert Mathis (Indianapolis Colts), as well as Lawrence Taylor and Michael Strahan (New York Giants). Took sole possession of 37th all-time in sack leaders surpassing Hall of Fame LB Andre Tippett...Vs. Miami, Dec. 27, recorded six tackles (four solo), along with two sacks. Recorded takedowns against both Dolphins signal-callers, Tua Tagovailoa and Jacoby Brissett. Tagovailoa and Brissett became the 40th and 41st players Jordan has a takedown against...Vs. Carolina, 1/2/22, finished with a team-high eight tackles (six solo) with 3.5 sacks against Carolina, moving his career sack total to 106.0. The sack total marked only the second time in Jordan's career that he has had three straight multi-sack games, joining a three-game stretch from November 22-December 9, 2018. Notching his 10th career sack against Carolina, Jordan has double-digit sack totals against all three NFC South division teams in his career. Panthers signal-caller Sam Darnold became the 42nd player for Jordan to have a takedown against...At Atlanta, 1/9/22, recorded two tackles (one solo), defended two passes and added one sack, giving him 12.5 on the season. Finished the season with 107 career sacks, 26th in NFL records. **2020** – Started all 16 regular season games at LDE for the ninth straight campaign and finished campaign with 7.5 sacks and added 51 tackles (34 solo), 16 QB hits, 11 stops for loss, three passes defended and one forced fumble... Added nine tackles (eight solo) in two postseason contests...Named NFC Defensive Player of the Month in November for the second time in career and to his sixth Pro Bowl...Recorded four tackles (three solo) and a sack of Lions QB Matthew Stafford at Detroit, Oct. 4. Surpassed T/G Jim Dombrowski for the longest consecutive regular season games played streak in team history with 148...Posted season-high and team-high tying ten tackles (team-high five solo) and split a sack...Started and appeared in 150th career game, posting two tackles (one solo), helping lead a run-stopping effort where New Orleans gave up only 37 yards on 14 carries (2.6 avg.) vs. Carolina, Oct. 25...Started 150th consecutive game and finished with three tackles (two solo) and one sack at Chicago, Nov. 1...Had four solo tackles and three sacks for 14 yards lost vs. Atlanta, Nov. 22. With 21 sacks against Atlanta, became the 12th player in NFL history to have 20 quarterback takedowns against an opponent, the 21 of Matt Ryan the most against any QB. With 92.5 sacks, moved into top 50 all-time (48th)...Finished with two solo tackles and a sack of Broncos WR Kendall Hinton who started at quarterback at Denver, Nov. 29...Recorded two solo tackles, surpassing career 600 stop mark at Atlanta, Dec. 6...Recorded the 100th career sack (regular season and postseason combined), in Christmas Day win vs. Minnesota and joined Jackson as only the second Saint to reach that mark and finished with three tackles and one forced fumble...Started 145th consecutive game at LDE at Carolina, 1/3/21, dating back to the 2011 season finale, surpassing DL Wayne Martin (9/9/91-1/2/99) for the most consecutive starts by a Saint. Finished with a tackle and two pass defenses. Jordan's first pass breakup, coming on the game's first offensive play, was his 50th career pass defense. **2019** – Started all 16 regular season games and ranked third in the NFL with a career-high 15.5 sacks and added 53 tackles (38 solo), 24 quarterback hits, 16 stops for loss, three passes defended and a fumble recovery... Named to fifth Pro Bowl and earned AP All-Pro honors...15.5 sacks are tied for fourth-highest by a Saint in an season since takedowns became an official statistic (1982). Only La'Roi Glover (17-2000) and Pat Swilling (17-1991 and 16.5-1989) had more

# VETERANS



## 2022 GAME BY GAME

Date	Opp.	GP	ST	SOLO	AST	TOT	SACK / YDS	INT / YDS	PD	FF	FR
9/11	@ATL	X	X	5	2	7	0 0	0 0	0	0	0
9/18	TB	X	X	1	2	3	0 0	0 0	0	0	0
9/25	@CAR	X	X	2	2	4	1 10	0 0	0	0	0
10/2	MIN	X	X	3	3	6	0.5 3.5	0 0	0	0	0
10/9	SEA	X	X	3	0	3	2 23	0 0	0	0	0
10/16	CIN	X	X	3	0	3	0 0	0 0	0	0	0
10/20	@ARI	X	X	4	2	6	1 9	0 0	0	0	0
10/30	LV	X	X	0	2	2	0.5 2.5	0 0	0	0	0
11/7	BAL	X	X	1	2	3	0 0	0 0	0	0	0
11/13	@PIT	X	X	1	4	5	0.5 3.5	0 0	1	0	0
11/20	LAR						INACTIVE (EYE)				
11/27	@SF	X	X	1	0	1	0 0	0 0	0	0	0
12/5	@TB	X	X	1	0	1	0 0	0 0	1	1	0
12/18	ATL	X	X	1	2	3	0 0	0 0	0	0	0
12/24	@CLE	X	X	5	2	7	2 9	0 0	0	0	0
1/1	@PHI	X	X	5	0	5	3 16	0 0	0	1	0
1/8	CAR	X	X	4	3	7	0 0	0 0	0	0	0
<b>2021 Season</b>		<b>16</b>	<b>16</b>	<b>40</b>	<b>26</b>	<b>66</b>	<b>12.5 75.5</b>	<b>0 0</b>	<b>2</b>	<b>2</b>	<b>0</b>

than him...Surpassed Martin and Swilling to move into second place all-time in club record books with 87 sacks...Had a breakout game on Thanksgiving night at Atlanta, Nov. 28, posting a career-best four sacks and six total tackles along with a pass defended, tied for the most takedowns by a player in a single game in 2019...Recorded his multi-sack game of season with 1.5 takedowns at Tampa Bay, Nov. 17...Posted one takedown vs. Tampa Bay, Oct. 6...Recorded five tackles and two sacks for loss of 12 yards at Jacksonville, Oct. 13...After recording one sack vs. Arizona, Oct. 27, finished October with six takedowns, the most he's recorded in single month...Recorded a sack and one pass defended at Carolina, Dec. 29...Finished with three solo tackles and one sack in NFC Wild Card Playoff loss vs. Minnesota, 1/5/20. **2018** – Started all 16 regular season games and notched 12.0 sacks, 49 tackles, one forced fumble, one fumble recovery and six passes defended, finishing season with 71.5 career quarterback takedowns, moving him past DE Will Smith into fourth place on club's all-time sack list, leading the team for the fourth straight season and sixth time in eight...Selected to the Pro Bowl for the fourth time, the only Saints defensive lineman to be named four times and was selected as an AP second-team All-Pro. In two postseason starts, collected six tackles, a sack and one pass defended...Vs. Cleveland, Sept. 16, sacked Browns QB Tyrod Taylor twice for a loss of 11 yards...Tallied five tackles (four solo), two sacks and one pass defended at Atlanta, Sept. 23...Posted two solo tackles and one sack for six-yard loss vs. Washington, Oct. 8...Registered one sack for two-yard loss at Cincinnati, Nov. 11...Notched four solo tackles and two sacks on Thanksgiving night vs. Atlanta, Nov. 22...At Dallas, Nov. 29, tallied seven tackles (three solo), two sacks, one forced fumble and a fumble recovery as he surpassed Smith to move into fourth place in club records in takedowns...Tallied four solo tackles and two sacks at Tampa Bay, Dec. 9, as Saints clinched second consecutive NFC South division title...In NFC Divisional Playoff victory vs. Philadelphia, 1/13/19, had three solo tackles and a pass defense as the Saints held Eagles scoreless in the final three quarters...In NFC Championship vs. LAR, 1/20/19, recorded three tackles (one solo) and a sack. **2017** – Started all 16 regular season games for the sixth consecutive season and tallied 13.0 sacks, a defensive line-best 62 tackles (48 solo), an interception in the end zone for a touchdown, two forced fumbles and a career-best 11 passes defended to lead NFL linemen, leading team in takedowns and tied for fourth in the NFL, as he was invited to the Pro Bowl for the third time and was selected as an *Associated Press* first-team





All-Pro for the first time. The model of consistency also became the first Saint to have six straight seasons of at least 60 tackles and 7.5 sacks. In two postseason starts, collected four tackles (two solo), one sack for a nine-yard loss and two passes defended...At Minnesota, Sept. 11, made two tackles (two solo), a sack and one pass defended...At Carolina, Sept. 24, recorded seven tackles (three solo) and one sack... Against Miami in London's Wembley Stadium, Oct. 1, played in 100th career game and recorded four solo tackles, a sack and a pass defended, part of an effort that resulted in New Orleans' first shutout since 2012 in 20-0 blanking...Vs. Detroit, Oct. 15, started 100th career game and made five tackles, dropped Stafford twice for a 12-yard loss, picked him off in the end zone for a TD and deflected two passes, earning NFC Defensive Player of the Week for the first time...Vs. Chicago, Oct. 29, posted four tackles and a split sack...Vs. Tampa Bay, Nov. 5, had seven tackles and 1.5 sacks, leading a run-stopping effort where Saints surrendered only 87 yards on the ground on 25 carries (3.5 avg.)...Vs. Washington, Nov. 19, recorded four solo tackles and a sack...At LAR, Nov. 26, recorded four solo tackles, including two sacks and two passes defended, as a key part of an effort that surrendered only 88 yards rushing and limited the Rams to 3.5 yards per carry...Vs. NYJ, Dec. 17, posted a solo tackle and tied career-high with four passes defended, as New Orleans surrendered under 300 yards (294) for seventh time of season...Vs. Atlanta, Dec. 24, recorded three solo stops and two sacks...In regular season finale at Tampa Bay, Dec. 31, recorded four solo tackles and one sack...In NFC Wild Card Playoff victory vs. Carolina, 1/7/18, recorded three tackles, one sack for a nine-yard loss and a postseason career-high two passes defended...In NFC Divisional Playoff loss vs. Minnesota, 1/14/18, started and played on special teams and recorded an assisted tackle. **2016** – Started all 16 games and tallied 7.5 sacks, 66 tackles (39 solo), one forced fumble and four passes defended, leading the team in quarterback takedowns and the defensive line in stops...At NYG, Sept. 18, finished with seven tackles (three solo) and one sack...Vs. Atlanta, Sept. 26, recorded four tackles (one solo) and one sack split with DT Nick Fairley...At Chargers, Oct. 2, recorded eight tackles (four solo), a sack and a forced fumble, part of a run-stopping effort that surrendered 2016-low 38 yards...At San Francisco, Nov. 6, tallied three tackles (two solo) and a split sack...Vs. Denver, Nov. 13, recorded nine tackles to tie a team-high and added one sack...Vs. LAR, Nov. 27, finished with three tackles, including one sack, as a key part of a defensive effort that surrendered only 247 total net yards...At Tampa Bay, Dec. 11, posted five tackles and one sack split with S Vonn Bell...At Arizona, Dec. 18, recorded three solo stops, including one quarterback takedown...Vs. Tampa Bay, Dec. 24, recorded five solo tackles, a sack and a pass defended. **2015** – After being chosen as a defensive captain for the first time in his career, started all 16 games and posted 61 tackles (39 solo), ten sacks for a total loss of 67 yards, seven passes defended, one forced fumble and two fumble recoveries. Named to second Pro Bowl. Sack total tied for 15th in NFL and tied for ninth in defensive fumble recoveries, while the season marked his second double-digit sack performance, making him just ninth Saint to post multiple double-digit campaigns...Posted three solo tackles, one sack and a fumble recovery vs. Tampa Bay, Sept. 20...Had his best game of season vs. Atlanta, Oct. 15, when he recorded a career-high-tying three sacks, seven tackles (six solo), one forced fumble and a recovery...At Indianapolis, Oct. 25, posted three tackles (two solo), two sacks and three passes defended...At Houston, Nov. 29, registered three solo tackles, a sack and a pass defense...Vs. Carolina, Dec. 6, finished with a season-high ten tackles (four solo) and a sack for a nine-yard loss...Posted three tackles (two solo) and one sack vs. Detroit, Dec. 21...



In season finale at Atlanta, 1/3/16, recorded four tackles (two solo), a sack of Ryan and a blocked field goal. Became ninth Saint to have multiple double-digit sack seasons. **2014** – Started all 16 games. Tallied 65 tackles to lead the defensive line, 7.5 takedowns for a loss of 49 yards, one interception, five passes defended and one fumble recovery...Made his 50th career start and earned first sack of the season for a seven-yard loss in the fourth quarter and posted three tackles (two solo) vs. Minnesota, Sept. 21...Recorded four stops (three solo) and two sacks of QB Aaron Rodgers vs. Green Bay, Oct. 26...Totaled five tackles (four solo) and a sack of QB Cam Newton for a nine-yard loss at Carolina, Oct. 30...Led defensive line with five stops (three solo), a fumble recovery and a sack of QB Colin Kaepernick for a loss of nine yards, his third consecutive game with at least one takedown, four total in the span, vs. San Francisco, Nov. 9...Led the line with seven tackles (two solo) while contributing his first-career interception off a pass he tipped to himself and the team's only sack, when he dropped QB Ben Roethlisberger in the fourth quarter, while adding a career-high four passes defended at Pittsburgh, Nov. 30. Posted the first pick by a Saints defensive lineman since Will Smith at Dallas on Nov. 25, 2010... Tallied six tackles to lead defensive line and 1.5 sacks of QB Josh McCown at Tampa Bay, Dec. 28. **2013** – Opened all 16 regular season games and both playoff contests. In the regular season, recorded 66 tackles (32 solo), a club-best 12.5 sacks for loss of 101.5 yards, including three games with multiple takedowns four passes defended, two forced fumbles and two recoveries. Sack total ranked fifth in the NFL and defensive fumble recovery total tied for sixth. Selected to first career Pro Bowl as first Saints defensive lineman to be named to the NFL's all-star game since Smith in 2006. In two playoff contests, recorded 11 tackles (seven solo) and 2.5 sacks... Finished game with six tackles (three solo) and a sack that caused a fumble at Tampa Bay, Sept. 15...Recorded seven tackles (three solo) and two sacks vs. Arizona, Sept. 22...Posted at least one sack in his third consecutive contest vs. Miami, Sept. 30, when he dropped QB Ryan Tannehill...Recorded four tackles and a fumble recovery at Chicago, Oct. 6...Notched a sack for second consecutive contest, when he dropped QB Thad Lewis, along with four stops (one solo), one forced fumble and one fumble recovery, vs. Buffalo, Oct. 27...Sacked Kaepernick vs. San Francisco, Nov. 17...Had a season-high 2.5 sacks at Atlanta, Nov. 21...Recorded five tackles (three solo) and two sacks vs. Carolina, Dec. 8...Tied for team lead with six tackles (two solo) while adding one more takedown of Newton to increase season total to 12.5 at Carolina, Dec. 22...Recorded four tackles and a postseason career-high 1.5 sacks of QB Nick Foles in NFC Wild Card Playoff win at Philadelphia, 1/4/14...Sacked QB Russell Wilson as part of a seven tackle (four solo) day in NFC Divisional Playoff at Seattle, 1/11/14. **2012** – Started all 16 games for the first time in his career and finished with a career-high 76 tackles (52 solo) to lead defensive line in stops, a team-leading eight sacks, three passes defended, three forced fumbles and two fumble recoveries. Also led club in forced fumbles and tied for team lead in fumble recoveries, tied for the 15th-highest total in the National Football League. Opened 15 contests at left end and started at DT at Denver, Oct. 28...Notched five sacks in four-game stretch between Oct. 7-Nov. 5, where the Saints posted a 3-1 mark...Posted a career-high 13 tackles (nine solo) in the season opener vs. Washington, Sept. 9...Notched one sack of Newton, adding four tackles at Carolina, Sept. 16...Had a quarterback takedown for a seven-yard loss vs. San Diego, Oct. 7...Had a sack for a four-yard loss and also recorded his first-career forced fumble on a fourth-and-one play at the goal line at Tampa Bay, Oct. 21...Recorded the first multi-sack game of his career, tallying three takedowns of QB Michael Vick, six tackles and a forced fumble vs. Philadelphia, Nov. 5...Sacked Ryan for a six-yard loss and added seven tackles at



Atlanta, Nov. 29...Dropped QB Josh Freeman for a seven-yard loss, forcing the fumble and recovering it to directly lead to a New Orleans TD in 41-0 shutout of Tampa Bay, Dec. 16. Added four tackles. **2011** – Played in all 16 regular season games with 15 starts as a rookie, 13 at LDE and two at RDE...Made 59 tackles (27 solo) with one sack, six passes defended and one fumble recovery...Played in both postseason contests, with one start and had nine tackles (eight solo) and one pass defense...Made NFL-debut in league opener at Green Bay, Sept. 8, starting at right end and finished with four tackles (three solo)...After opening first two games at right end, moved to left end for remainder of the season, starting with a victory vs. Houston, Sept. 25, when he posted five tackles (two solo)...Finished with eight tackles (two solo) at Tampa Bay, Oct. 16...Recorded five tackles and the first fumble recovery and pass defended of his career, vs. Indianapolis, Oct. 23. Picked up first quarter fumble by RB Delone Carter that was recovered at the New Orleans 48-yard line and eventually led to a Saints TD and 21-0 lead...Tied season-best with eight stops (one solo) at Atlanta, Nov. 13...Recorded first sack of NFL career to go with three solo tackles in regular season finale vs. Carolina, 1/1/12...In return to the Bay area where he played in college, started at left end and led Saints with eight tackles (seven solo) and a pass defended in NFC Divisional Playoff at San Francisco, 1/14/12.

**COLLEGE** – Played both LDE and RDE in a 3-4 and appeared in 50 games with 33 starts, finishing college career with 175 tackles (88 solo), 16.5 sacks, 34 tackles for loss, four forced fumbles, four fumble recoveries, one interception and five pass deflections over four seasons at California...All-American second-team choice by the NFL Draft Report and an All-Pac-10 Conference first-team selection by league coaches as a senior, where as defensive team captain, he started all 12 games at LDE in 3-4 and recorded 62 tackles (33 solo), 5.5 sacks, 12.5 stops behind the line of scrimmage, three forced fumbles, one recovered for a touchdown and four passes defended...Earned All-Pac 10 honorable mention and was recipient of team's Bob Tessier Award as the most improved defensive lineman as a junior when he served as starting RDE and recorded 48 tackles (26 solo), ranking second on team with six sacks and 9.5 tackles for losses, also recovering a fumble and defending a pass... As sophomore, started eight games and played in every contest at RDE, posting 47 tackles (26 solo), four sacks, placing second among defenders with 11 stops for loss...Posted a three-yard interception return, as he forced a fumble and recovered another...Played in all 13 games as freshman and had 18 tackles (seven solo) with a sack and a fumble recovery returned 13 yards for a TD...Legal studies major.

**PERSONAL** – Father Steve, played college football at Brown, then for 13 seasons with the Minnesota Vikings, where he was a six-time Pro Bowl selection and is a member of the team's Ring of Honor, recording career totals of 498 receptions for 6,307 yards and 28 touchdowns...Prepped at Chandler (Ariz.) HS...Earned All-State his senior year in 2006 after registering 85 tackles and 17.5 sacks...Named the Fiesta Region Defensive Player of the Year after breaking Chandler's career quarterback takedown record in only one season...State discus champion as senior... One of the team's leading philanthropists, recognized as the 2017 and 2021 club nominee for the NFL Walter Payton Man of the Year...A regular visitor to the Ochsner Medical Center pediatric ward and to area schools to discuss topics such as literacy, importance of academics and physical fitness...Participated in Rebuilding Together's "Kickoff to Rebuild" prior to Super Bowl XLVII in New Orleans, where he assisted in painting several houses and served as a celebrity judge for a barbeque competition... In 2013, he and teammates hosted a toy and bike giveaway with the club and the

# VETERANS

United States Marines...In 2016, collaborated with TNT of the Harlem Globetrotters to appear at the International School in Metairie to visit with students and emphasize an anti-bullying theme...In 2017, participated in a karaoke contest aboard a cruise ship against Mark Ingram, which he won. In his honor, \$10,000 was donated in his name to the United Way...Hosted annual football camps for youth in 2018, 2019, 2021 and 2022...Participates in ACME Truck Line school visits at high schools to promote the importance of safe driving...Visited NOCCA with Ingram and Alvin Kamara to encourage students who created the featured song 'Shut 'Em Down' for the 2018 Saints-Falcons Thanksgiving game...In 2017 and 2019, participated in USO Tours to visit with and support troops stationed abroad...In 2019, participated in "#DoRight4LA Day with the Saints and Dudley DeBosier" volunteering with teammates to completion renovations to the exterior of a house...In 2020, participated in a Thanksgiving meal with members of the New Orleans Youth Empowerment Project and the following month surprised 25 kids from the YEP with a special visit and shopping spree at a local department store...Participated in the 2019, 2022 and 2023 New Orleans Saints Hall of Fame Golf Tournaments...Regularly purchased pizzas and salads for local medical personnel during the 2020 coronavirus pandemic...Made a \$25,000 donation toward the purchase of 70 laptops and other essential electronics for New Orleans youth in 2020... Played in the 2021 Son of a Saint Celebrity Golf Tournament...Inducted into the Reese's Senior Bowl Hall of Fame in 2021...Both through a significant financial donation and personal involvement in the training program, teamed up with Crescent City Corps and the New Orleans Police Department to further support a program designed to equip police officers with leadership development and community engagement training, also serving as the executive producer of a multi-episode NFL Network series, which chronicled the entire training process through the October graduation ceremonies...As Hurricane Ida hit the Gulf Coast, despite the team being forced to be evacuated for a month to start the season, Jordan immediately stepped up to pledge a \$40,000 dollar donation to Second Harvest Food Bank to help produce 10,000 meals, a \$50,000 donation to the United Way of Southeastern Louisiana and a \$10,000 donation to Giving Hope for a total of \$100,000. Jordan also pledged a donation of \$1,000 for every sack he or a teammate made in 2021 (total of \$46,000) to local nonprofits for Hurricane Ida relief including the Greater New Orleans Foundation...In December, through his foundation, Jordan continued a holiday tradition as he treated 30 kids from the Youth Empowerment Project to a pair of sneakers of their choice in the French Quarter...Cameron Tyler Jordan was born July 10, 1989.

## CAMERON JORDAN

Year	Team	GP	GS	Tot	TACKLES			Yds	INTERCEPTIONS				FUMBLES			
					Solo	Asst	Sk		No	Yds	Lg	TD	PD	FF	FR	Yds
2011	New Orleans	16	15	59	27	32	1.0	5.0	0	0	0	0	6	0	1	0
2012	New Orleans	16	16	76	52	24	8.0	54.0	0	0	0	0	3	3	2	0
2013	New Orleans	16	16	66	32	34	12.5	101.5	0	0	0	0	4	2	2	11
2014	New Orleans	16	16	65	38	27	7.5	49.0	1	6	6	0	5	0	1	0
2015	New Orleans	16	16	61	39	22	10.0	67.0	0	0	0	0	7	1	2	0
2016	New Orleans	16	16	66	39	27	7.5	51.5	0	0	0	0	4	1	0	0
2017	New Orleans	16	16	62	48	14	13.0	93.5	1	0	0	1	11	2	0	0
2018	New Orleans	16	16	49	35	14	12.0	67.0	0	0	0	0	6	1	1	0
2019	New Orleans	16	16	53	37	16	15.5	98.0	0	0	0	0	3	0	1	0



# VETERANS



PLAYERS

## CAMERON JORDAN

Year	Team	GP	GS	Tot	TACKLES			Yds	INTERCEPTIONS				FUMBLES			
					Solo	Asst	Sk		No	Yds	Lg	TD	PD	FF	FR	Yds
2020	New Orleans	16	16	51	34	17	7.5	42.0	0	0	0	0	3	1	0	0
2021	New Orleans	16	16	59	38	21	12.5	75.5	0	0	0	0	6	2	0	0
2022	New Orleans	16	16	66	40	26	8.5	67.5	0	0	0	0	2	2	0	0
<b>NFL Totals</b>		<b>192</b>	<b>191</b>	<b>733</b>	<b>459</b>	<b>274</b>	<b>115.5</b>	<b>771.5</b>	<b>2</b>	<b>6</b>	<b>6</b>	<b>1</b>	<b>60</b>	<b>15</b>	<b>10</b>	<b>11</b>

**ADDITIONAL STATISTICS:** Blocked Kicks — (2015, 1) Total: 1.

**CAREER HIGHS:** Tackles — 13, vs. Washington (9/9/12); Sacks — 4, at Atlanta (11/28/19); Interceptions — 1 (2x), at Pittsburgh (11/30/14) and vs. Detroit (10/15/17); Passes Defensed — 4 (2x), at Pittsburgh (11/30/14) and vs. N.Y. Jets (12/17/17); Forced Fumbles — 1 (13x), last at Tampa Bay (12/19/21); Fumble Recoveries — 1 (10x), last at L.A. Rams (9/15/19); Blocked Field Goals — 1, at Atlanta (1/3/16).

### POSTSEASON

Year	Team	GP	GS	Tot	TACKLES			Yds	INTERCEPTIONS				FUMBLES			
					Solo	Asst	Sk		No	Yds	Lg	TD	PD	FF	FR	Yds
2011	New Orleans	2	1	9	8	1	0.0	0.0	0	0	0	0	2	0	0	0
2013	New Orleans	2	2	11	7	4	2.5	15.0	0	0	0	0	0	0	0	0
2017	New Orleans	2	2	4	2	2	1.0	9.0	0	0	0	0	2	0	0	0
2018	New Orleans	2	2	6	4	2	1.0	8.0	0	0	0	0	1	0	0	0
2019	New Orleans	1	1	3	3	0	1.0	4.0	0	0	0	0	0	0	0	0
2020	New Orleans	2	2	9	8	1	0.0	0.0	0	0	0	0	0	0	0	0
<b>NFL Totals</b>		<b>11</b>	<b>10</b>	<b>42</b>	<b>32</b>	<b>10</b>	<b>5.5</b>	<b>36.0</b>	<b>0</b>	<b>0</b>	<b>0</b>	<b>0</b>	<b>5</b>	<b>0</b>	<b>0</b>	<b>0</b>

**POSTSEASON CAREER HIGHS:** Tackles — 8, at San Francisco (1/14/12); Sacks — 1.5, at Philadelphia (1/4/14); Interceptions — 0; Passes Defensed — 2, vs. Carolina (1/7/18); Forced Fumbles — 0; Fumble Recoveries — 0.



# ALVIN KAMARA

# 41 RB

**HEIGHT: 5-10 • WEIGHT: 215**

**COLLEGE: TENNESSEE**

**JOINED SAINTS: D3A-17**

**NFL EXPERIENCE: 7**

**BORN: 7/25/95**

**NFL CAREER** — Selected by the Saints in the third round (67th overall) of the 2017 NFL Draft, Alvin Kamara emerged as one of the most explosive and versatile offensive weapons in the NFL, earning All-Pro honors in 2017 and 2020 and five consecutive Pro Bowl selections from 2017-21. Despite missing two games in 2022, he led the team in both rushing and total yards from scrimmage (1,387), as he carried 223 times for 897 yards with two touchdowns and caught 57 passes for 490 yards with two touchdowns. He now ranks third on the Saints all-time rushing yards list, second in rushing touchdowns (49), tied for the club record with 72 touchdowns and extended his own record as the only Saint with six campaigns of at least 1,300 yards from scrimmage. The only Saints running back named to the Pro Bowl five times, he became the fastest in NFL history to get to 3,000 rushing yards and 3,000 receiving yards. It took Kamara 66 games to eclipse the mark previously held by Roger Craig

(70). Since coming into the NFL in 2017, Kamara ranks second in the league in total touchdowns (72), second in total yards from scrimmage (8,888), fourth in rushing touchdowns (49), seventh in rushing yards (5,135), second among running backs' receptions totals (430) and second in receiving yardage (3,753). Kamara is also the franchise's all-time postseason rushing leader with 93 carries for 357 yards and three touchdowns, adding 33 receptions for 274 yards and one scoring grab.

**CAREER TRANSACTIONS** – Reinstated from Reserve/COVID-19, 1/10/21; Placed on Reserve/COVID-19, 1/1/21; Signed to a five-year contract extension, 9/12/20; Signed to a four-year contract, 6/2/17; Selected by the Saints in the third round (67th overall) of the 2017 NFL Draft.

**HONORS – 2021:** Pro Bowl; NFC Offensive Player of the Week (Week 7); Jim Finks Media Appreciation Award (cooperation with local media); **2020:** Pro Bowl; FedEx Ground Player of the Week (Week 16); NFC Offensive Player of the Week (Week 16); Second-team *Associated Press* All-Pro (flex position); PFWA All-NFC; Jim Finks Media Appreciation Award (cooperation with local media); **2019:** Pro Bowl; **2018:** Pro Bowl; Second-team Pro Football Focus All-Pro (flex position); **2017:** Pro Bowl; FedEx Ground Player of the Week (Week Nine); Pepsi NFL Rookie of the Week (Weeks 4, 9, 10, 11, 12, 13 and 17); NFL Offensive Rookie of the Month (November); Second-team *Associated Press* All-Pro (flex position); PFWA All-NFC and All-Rookie; NFL Offensive Rookie of the Year (*Associated Press* and *Sports Illustrated*); PFWA Offensive Rookie of the Year (co-winner); NFL Rookie of the Year (*The Sporting News* and *Pepsi*).

**2022** – Played in 15 games with 13 starts and led the Saints in rushing, carrying 223 times for 897 yards (4.0 avg.). This made Kamara the only Saint to have five consecutive seasons leading the team in rushing, surpassing RBs Mark Ingram II (2014-17) and George Rogers (1981-84). Kamara and Ingram (2012, 2014-17) are also the only two Saints to lead the club in rushing five times overall. Added in 57 receptions for 490 yards for 1,387 total yards from scrimmage, this was Kamara's sixth straight year with at least 1,300 yards from scrimmage, becoming the first player to accomplish this feat since Julio Jones (2014-19). With Kamara's eighth career 100-yard rushing game, he surpassed RB Chuck Muncie for the sixth most 100-yard rushing games in franchise history. Led the team in rushing and total yards from scrimmage for the second consecutive season, as he carried 223 times for 897 yards with two touchdowns and caught 57 receptions for 490 yards with two TDs...In opener at Atlanta, Sept. 11, started and ran nine times for 39 yards and caught three passes for seven yards...Vs. Tampa Bay, Sept. 18, inactive (ribs)...At Carolina, Sept. 25, started and carried 15 times for 61 yards and caught two passes for 12 yards... vs. Minnesota (London), Oct. 2, inactive (ribs)...Vs. Seattle, Oct. 9, returned and started and carried 23 times for 103 yards and caught six passes for 91 yards (15.2 avg.)... Vs. Cincinnati, Oct. 16, started and recorded 19 carries for 99 yards (5.2 avg.) and added six receptions for 25 yards. Moved into third place in club's career yards from scrimmage list and fifth in receptions...At Arizona, Oct. 20, started and carried 11 times for 49 yards and caught seven passes for 56 yards (8.0 avg.)...Vs. Las Vegas, Oct. 30, recorded nine receptions, 158 scrimmage yards (96 receiving, 62 rushing), as he led team in both rushing and receiving and all three of the game's touchdowns (two receiving to tie career-high, one rushing). Has ten career games with both a rushing and receiving touchdown as he and Christian McCaffrey are the only two players with 10 such games in their first six career seasons in NFL history. Kamara



## 2022 GAME BY GAME

Date	Opp.	RUSHING							RECEIVING				
		GP	ST	ATT	YDS	AVG	LG	TD	REC	YDS	AVG	LG	TD
9/11	@ATL	X	X	9	39	4.3	15	0	3	7	2.3	15	0
9/18	TB				Inactive						Inactive		
9/25	@CAR	X	X	15	61	4.1	27	0	2	12	6.0	6	0
10/2	MIN				Inactive						Inactive		
10/9	SEA	X	X	23	103	4.5	13	0	6	91	15.2	54	0
10/16	CIN	X	X	19	99	5.2	24	0	6	25	4.2	9	0
10/20	@ARI	X	X	11	49	4.5	17	0	7	56	8.0	12	0
11/30	LV	X	X	18	62	3.4	9	1	9	96	10.7	36t	2
11/7	BAL	X	X	9	30	3.3	10	0	3	32	10.7	19	0
11/13	@PIT	X	X	8	26	3.3	14	0	3	19	6.3	10	0
11/20	LAR	X	X	12	42	3.5	11	0	4	47	11.8	15	0
11/27	@SF	X	X	7	13	1.9	6	0	6	37	6.2	10	0
12/5	@TB	X	X	12	26	2.2	5	0	2	11	8.0	0	0
12/18	ATL	X	X	21	91	4.3	13	0	2	13	6.5	9	0
12/24	@CLE	X	X	20	76	3.8	14	1	2	34	17.0	29	0
1/1	@PHI	X	X	16	73	4.6	15	0	1	7	7.0	7	0
1/8	CAR	X	X	23	107	4.7	22	0	1	3	3.0	3	0
<b>2022 Season</b>		<b>15</b>	<b>13</b>	<b>223</b>	<b>897</b>	<b>4.0</b>	<b>27</b>	<b>2</b>	<b>57</b>	<b>490</b>	<b>8.6</b>	<b>54</b>	<b>2</b>

and McCaffrey are the fifth and sixth players all-time with both a rushing and receiving touchdown in 10 career games, joining Pro Football Hall of Famers Marshall Faulk (15 games), Lenny Moore (12) and Jim Brown (11) as well as Brian Westbrook (12). He and McCaffrey joined Roger Craig (434 receptions) as the only running backs with at least 400 catches in their first six seasons, as he became the fifth Saint with 400 career grabs...Vs. Baltimore, Nov. 7, started and carried nine times for 30 yards and caught three passes for 32 yards as he surpassed Ingram for total scrimmage yards in the fourth quarter, moving into second place in team record books (8,263)...At Pittsburgh, Nov. 13, started. With a 13-yard rush, surpassed Deuce McAllister to move into second place in club records in all-purpose yards. Carried eight times for 26 yards and caught three passes for 19 yards...Vs. L.A. Rams, Nov. 20, started and carried 12 times for 42 yards and caught four passes for 47 yards. Joined Marques Colston as only the second Saint with 9,000 career all-purpose yards...At Tampa Bay, Dec. 5, started and carried 12 times for 26 yards and also had two receptions for 11 yards...Vs. Atlanta, Dec. 18, started and carried 21 times for 91 yards and had two receptions for 13 yards...At Cleveland, Dec. 24, led team in rushing with 20 carries for 76 yards, including one touchdown to move into a tie with Colston for first in club record books in total touchdowns (72) and to move into a tie for first with McAllister for second in club records in rushing touchdowns (49), also catching two passes for 34 yards, including a 29-yard grab to lead team with 126 yards from scrimmage...At Philadelphia, 1/1/23, started and carried 16 times for game-high 73 yards (4.6 avg.) and caught a pass for a seven-yard gain...Vs. Carolina, 1/8/23, started and carried 23 times for 107 yards and caught one pass for a three-yard gain.

**2021** – Played in 13 games with ten starts and led team in both rushing and receiving for the second consecutive season as he carried career-high 240 times for 898 yards with four touchdowns and caught a club-best 47 receptions for 439 yards (9.3 avg.) with five touchdowns, leading team with nine total scores...Vs. Green Bay (played in Jacksonville, Fla. due to Hurricane Ida), Sept. 12, started and finished with 83 yards on 20 rushes. Added eight yards on three grabs, with a TD, surpassing Pierre Thomas for the seventh-most receptions in club records and most catches all-time for a Saints running back...Started and rushed for five yards on eight attempts and recorded four receptions for 25 yards, at Carolina, Sept. 19...At New England,

PLAYERS



Sept. 26, started and rushed 24 times for 89 yards and caught three passes for 29 yards with a TD, totaling 118 scrimmage yards...Started and had 26 attempts for 120 yards, vs. N.Y. Giants, Oct. 3. This was Kamara's second 100-yard game against the Giants (9/30/18 at MetLife Stadium)...At Washington, Oct. 10, started, led team in rushing and totaled over 100 yards from scrimmage, carrying 16 times for 71 yards and a score, his first rushing TD on the season and caught five passes for 51 yards with a TD...Started and rushed 20 times for 51 yards and caught 10 passes for 128 yards and a touchdown, totaling 179 total scrimmage yards on the contest, at Seattle, Oct. 25. Kamara set first half career highs with eight receptions for 109 receiving yards and a touchdown, becoming the first running back with at least eight receptions and 100 receiving yards in the first half of a game since Brian Westbrook in Week 13 of 2004 against Green Bay. With his ten total catches, Kamara's career reception total was second-highest by an NFL player in his first five years, passing Ladainian Tomlinson for second all-time. With 351 career receptions, Kamara surpassed Lance Moore for sixth in receptions in franchise history. Kamara's 51 rush yards moved him into the top five rushing leaders in Saints history with 3,759 yards, surpassing Thomas...Vs. Tampa Bay, Oct. 31, started and rushed 19 times for 61 yards with a TD. Added three receptions for 15 yards...Saw time on offense and rushed 13 times for 50 yards with a score and caught four passes for 54 yards, totaling 104 yards from scrimmage, vs. Atlanta, Nov. 7...Inactive for the next four contests (knee)...At N.Y. Jets, Dec. 12, returned to action and rushed 27 times for 120 yards with a score and caught four passes for 25 yards. Kamara's previous game at MetLife Stadium with over 100 rushing yards was against the Giants (134 yards rushing, Sept. 30, 2018). Kamara's second quarter touchdown run was his 67th and tied him for the second-most TDs in a player's first 70 games since the 1970 merger behind Tomlinson's 68 in 67 career games. With Kamara's four receptions, he moved into first all-time in NFL history for the most receptions by a running back in his first five seasons with 362, passing Craig's 358 catches...Started and carried 11 times for 18 yards and caught two passes for 13 yards, at Tampa Bay, Dec. 19...Vs. Miami, Dec. 27, started and carried 13 times for 52 yards and two receptions for seven yards...Started and finished with 13 carries for 32 yards and caught five passes for 68 yards with a touchdown, totaling 100 scrimmage yards, vs. Carolina, 1/2/22...At Atlanta, 1/9/22, finished with a career-high 30 rushes for 146 yards and caught two passes for 16 yards. Kamara finished the season with 4,238 career rushing yards, surpassing Dalton Hilliard (1986-93) for fourth place in club record books. It was Kamara's sixth career game with at least 100 rushing yards and his career-best third of 2021. Kamara now has 603 career rushing yards against Atlanta, his most against any opponent.

**2020** – Played in 15 regular season games with ten starts and became the second Saint to lead the team in both rushing and receiving as he carried 187 times for a career-high 932 yards (5.0 avg.) with a franchise-record 16 touchdowns. Caught a team-best and career-high 83 receptions, which led NFL running backs, for 756 yards (9.1 avg.) with five touchdowns, leading the NFL with a franchise-record 21 touchdowns. Became only running back in NFL records with at least 80 receptions in each of his first four seasons. Also ranked second in the league with 93 first downs and third with a career-best 1,688 total yards from scrimmage. In two postseason contests, carried 41 times for 184 yards with one touchdown and also caught five passes for 37 yards...In the NFC Divisional Playoff vs. Tampa Bay, 1/17/21, started and carried 18 times for 85 yards and caught three passes for 20 yards...In the NFC Wild Card Playoff vs. Chicago, 1/10/21, carried 23 times for 99 yards with one touchdown and caught two passes for 17 yards for a career-playoff best 116 total





yards from scrimmage...Vs. Minnesota, in the Saints' Christmas 52-33 win, Kamara tied the NFL record for both total touchdowns and rushing touchdowns, as he carried 22 times for a career-high 155 yards (7.0 avg.) with six scores, adding three receptions for 17 yards for 172 total yards from scrimmage. The rushing touchdowns tied the record set by Ernie Nevers of the Chicago Cardinals on Nov. 28, 1929. For total touchdowns, he joined Nevers, the Browns' Dub Jones (Nov. 25, 1951) and the Bears' Gale Sayers (Dec. 12, 1965), which catapulted him into being the NFL's rushing touchdown champion (21), joining Hilliard (1989) as only the second Saint to ever lead the league...Reached the end zone twice (one rushing and one receiving) on 67 yards from scrimmage in season-opening win start vs. Tampa Bay, Sept. 13... Started and carried 13 times for 79 yards (6.1 avg.) with two touchdowns and caught nine passes for 95 yards for 184 total yards from scrimmage at Las Vegas, Sept. 21... Had a career-long 52-yard receiving touchdown on 13 grabs for a career-high 139 yards (10.7 avg.) to go with six carries for 58 yards (9.7 avg.) for a career-high 197 total yards from scrimmage vs. Green Bay, Sept. 27...Started and carried 19 times for 83 yards with one TD to tie the franchise record for scoring in six consecutive regular season games dating back to 2019, at Detroit, Oct. 4...Started and carried 11 times for 45 yards, caught eight passes for 74 yards and returned a kickoff 31 yards in overtime in come-from-behind victory vs. L.A. Chargers, Oct. 12...Started and carried 14 times for 83 yards and caught eight passes for 65 yards vs. Carolina, Oct. 25...Carried 12 times for 67 yards (5.6 avg.) and caught nine passes for 96 yards in overtime win at Chicago, Nov. 1...Started and carried nine times for 40 yards with one touchdown in 38-3 blowout victory at Tampa Bay, Nov. 8. **2019** – Played in 14 games with nine starts and led the Saints in rushing with 171 carries for 797 yards (4.7 avg.) with five touchdowns and finished second on the team in receiving with 81 grabs for 533 yards and one touchdown. With 1,330 total yards from scrimmage, Became the first Saint to have at least 1,300 total yards from scrimmage in his first three seasons and joined Deuce McAllister (2002-04) as only the second Saint to reach the milestone in three straight campaigns. In the NFC Wild Card Playoff vs. Minnesota, 1/5/20, Kamara added seven carries for 21 yards and one touchdown and eight receptions for 34 yards...In regular season opener vs. Houston, Sept. 9, started and finished the night with 169 total yards from scrimmage, leading the team with 97 yards on 13 carries and 72 yards on seven receptions...At L.A. Rams, Sept. 15, started and rushed for a team-high 45 yards on 13 carries and caught a pass for a 15-yard gain...At Seattle, Sept. 22, started and rushed for 69 yards on 16 carries. Also finished the game with nine catches for 92 yards and a touchdown. Finished with 161 total yards from scrimmage...Vs. Dallas, Sept. 29, started and carried 17 times for 69 yards (4.1 avg.) and added three receptions for 20 yards...Vs. Tampa Bay, Oct. 6, started and led team in rushing with 62 yards on 16 carries. Also caught six passes for 42 yards and completed a pass for a 13-yard gain...At Jacksonville, Oct. 13, started and rushed for 31 yards and recorded seven catches for 35 yards...Missed next two games with knee/ankle injury...Vs. Atlanta, Nov. 10, finished with four carries for 24 yards and added eight receptions for 50 yards. Became the 14th Saint to surpass 2,000 rushing yards for his career...At Tampa Bay, Nov. 12, led team in rushing with 13 carries for 75 yards (5.8 avg.) to go with ten catches for 47 yards. Also returned three punts for 32 yards...Vs. Carolina, Nov. 24, finished with 54 yards rushing on 11 carries and nine receptions for 48 yards...On Thanksgiving night at Atlanta, Nov. 28, started and finished with a team-high 61 rushing yards on 11 carries, caught four passes for 23 yards...Vs. San Francisco, Dec. 8, started and finished with four receptions for 18 yards. Rushed for 25 yards...Vs. Indianapolis, Dec. 16, started and rushed for 66 yards on 14 carries (4.7 avg.) to go along with five receptions for

## VETERANS

23 yards. Kamara became just the fourth NFL running back to amass 2,000 yards rushing and 2,000 yards receiving in their first three seasons, joining Christian McCaffrey, Roger Craig and Herschel Walker...At Tennessee, Dec. 22, started and carried 11 times for a team-high 80 yards (7.3 avg.) and two touchdowns. He also added 30 receiving yards on six catches. He became the third player with at least 500 receiving yards and 500 rushing yards in each of his first three seasons, joining Abner Haynes (1960-62) and Walker (1986-88)...At Carolina, Dec. 29, carried eight times for 39 yards (4.9 avg.) with two touchdowns and caught two passes for 18 yards (9.0 avg.). **2018** – Played in the first 15 games of the season (inactive for regular season finale) with 13 starts and led the Saints in rushing with 194 carries for 883 yards (4.6 avg.) with 14 touchdowns and finished second on the team in receiving with 81 grabs for 709 yards and four TDs. 18 total touchdowns ranked second in the National Football League. His 14 rushing touchdowns were a club-best all-time at the time and ranked second in the league. His 1,592 total yards from scrimmage ranked seventh in the NFL. Added 126 kickoff return yards and 82 punt return yards, finished sixth in league with 1,800 all-purpose yards. In the postseason Kamara added 24 carries for 86 yards and 15 receptions for 131 yards. Returning six kickoffs for 164 yards (27.3 avg.), Kamara's 381 all-purpose yards were the highest NFL postseason total...In regular season opener vs. Tampa Bay, Sept. 9, started and rushed for 29 yards on eight carries, with two TDs and a two-point conversion run. In addition, caught nine passes for a career-high 112 yards and a TD, setting a new career-high in total TDs (three) and points (20)...Vs. Cleveland, Sept. 16, started and played on special teams. Rushed for team-high 46 yards and a successful two-point conversion run. In addition, caught six passes for 53 yards for 100 total yards from scrimmage... At Atlanta, Sept. 23, started and rushed for 66 yards on 16 carries. Also finished the game with 15 catches for 124 yards (both career-highs). Finished with 190 total yards from scrimmage. Returned three punts for 16 yards to total 206 all-purpose yards. Receptions total was tied for second all-time for a running back and the most since Atlanta's William Andrews in 1981...At N.Y. Giants, Sept. 30, started and carried 19 times for 134 yards (7.1 avg.) with three TDs and added five receptions for 47 yards (9.4 avg.) for 181 yards from scrimmage, the second straight week he exceeded 180...At Baltimore, Oct. 21, started and led team in rushing with 64 yards on 17 carries and a TD and caught two passes for 11 yards...At Minnesota, Oct. 28, started and rushed for 45 yards and one TD, recorded seven catches for 31 yards and one TD and returned one punt for 15 yards...Vs. L.A. Rams, Nov. 11, started and finished with 19 carries for 82 yards and four receptions for 34 yards., his third three-TD performance of 2019, finishing with two rushing TDs and a receiving TD. Scored tenth touchdown of the season on an eight-yard first quarter run, and joined tight end Jimmy Graham (2013-14), running back Mark Ingram II (2016-17) and wide receiver Joe Horn (2003-04) as only the third Saint with back-to-back seasons of double-digit TDs. Kamara was the only Saint to do so his first two seasons...At Cincinnati, Nov. 11, started and finished with 12 carries for 56 yards and two TDs to go along with four catches for 46 yards. Also returned a punt for two yards...Vs. Philadelphia, Nov. 18, started and finished with 71 yards rushing on 13 carries and a 37-yard TD catch. Kamara, who had 826 receiving yards and 728 rushing yards as a rookie, became the fourth player in NFL history with both 500 rushing yards and 500 receiving yards in each of his first two seasons, joining Edgerrin James, Walker and Haynes...Vs. Atlanta, Nov. 22, started and finished with a team-high 89 rushing yards on 14 carries, caught a nine-yard pass, and returned a punt seven yards...At Dallas, Nov. 29, started and finished with a team-high eight receptions tallying 36 yards. Rushed for 36 yards. Returned three punts for 17 yards, including a career-long 16-yard return...

At Tampa Bay, Dec. 9, started and rushed for 51 yards on 12 carries to go along with five receptions for 36 receiving yards. Also returned three kickoffs for 76 yards...At Carolina, Dec. 17, started and carried 14 times for 67 yards and one touchdown. Added 36 receiving yards on seven catches...Vs. Pittsburgh, Dec. 23, carried seven times for 23 yards with two touchdowns and caught four passes for 82 yards (20.5 avg). With 14 rushing touchdowns in 2018, set what was the Saints single-season record previously held by McAllister (2002), RB George Rogers (1981) and Hilliard (1989). Also set what was a career-high with 18 touchdowns, tying what was the club record with Hilliard (1989). With 82 receiving yards, Kamara joined Walker as only the second player in NFL history to have 1,500 rushing yards and 1,500 receiving yards in his first two seasons...Vs. Philadelphia, 1/13/19, started in the NFC Divisional playoff and led Saints in rushing with 16 carries for 71 yards, including a 12-yard rush for a first down with 1:03 left to seal the win. Also recorded four receptions for 35 yards...In the NFC Championship vs. L.A. Rams, 1/20/19, finished with eight carries for 15 yards, a postseason career-high 11 receptions for a playoff career-best 96 yards and returned postseason career-high four kickoffs for playoff career-high 119 yards, including a postseason career-long 34-yard return. 230 all-purpose yards was a postseason career-best. **2017** – Played in all 16 games and started three. Totaled 120 rushes for 728 yards (NFL-best 6.1 avg.) and eight touchdowns, and 81 receptions for 826 yards (10.2 avg.) and five TDs and brought back 11 kickoffs for 347 yards with a club-record 106-yard TD. Set club receiving yardage record for a running back, club rookie touchdowns record (14) and combined with Ingram for the only RB duo in NFL history each with 1,500 total yards from scrimmage (Ingram-1,540 and Kamara-a team-leading 1,554). In two postseason contests led team with 66 yards rushing and a touchdown and caught five passes for 72 yards with one TD, bringing back two kickoffs for 50 yards...At Minnesota, Sept. 11, carried seven times for 18 yards, had four receptions for 20 yards and returned a kickoff 20 yards...Vs. New England, Sept. 17, carried once for three yards, had three receptions for 51 yards and returned three kickoffs for 71 yards...At Carolina, Sept. 24, carried twice for 37 yards, including a 25-yard TD, his first career NFL score and added three receptions for five yards...At Miami in London's Wembley Stadium, Oct. 1, carried five times for 25 yards, caught 10 passes for 71 yards with a TD and returned a kickoff 23 yards...Vs. Detroit, Oct. 15, started and carried 10 times for 75 yards. Added three receptions for 12 yards...At Green Bay, Oct. 22, carried nine times for 57 yards and caught five passes for 50 yards...Vs. Chicago, Oct. 29, carried eight times for 28 yards with a TD and caught three passes for 48 yards (16.0 avg.)...Vs. Tampa Bay, Nov. 5, carried ten times for 68 yards with a TD and had six receptions for 84 yards, including a 33-yard TD, for two total TDs and game-high 152 scrimmage yards...At Buffalo, Nov. 12, carried 12 times for 106 yards with a TD and added five receptions for 32 yards to finish with a team-high 138 total yards from scrimmage, combining with Ingram to have only the third dual 100-yard rushing game in team history, the first since 2006...Vs Washington, Nov. 19, finished with eight carries for 42 yards (5.3 avg.). Reeled in six catches for 74 yards and a TD. Rushed for his first career two-point conversion and the first by Saints in 2017 to tie contest...At L.A. Rams, Nov. 26, started in two-RB set and finished with five carries for 87 yards (17.4 avg.), including career-long 74-yard TD and six receptions for 101 yards with one touchdown for a team season-high and 188 total scrimmage yards. Became first Saints rookie to score a TD in five straight contests and the first player since Walker in 1986 to have both 500 yards rushing and 500 yards receiving in his first 11 NFL games. Joined Sayers (1965) as only the second rookie in NFL history with multiple games of 150 scrimmage yards, a rushing TD and a receiving TD and selected NFL Offensive Rookie of the Month...





Vs. Carolina, Dec. 3, started and carried nine times for 60 yards with two rushing touchdowns and caught five passes for 66 yards. Joined former Washington wide receiver Charley Taylor (1963) and Detroit running back Billy Sims (1980) as only the third rookie in NFL records to record 600 yards rushing and 600 yards receiving...At Atlanta, Dec. 7, carried once for two yards and caught three passes for 25 yards before leaving contest (concussion)...Vs. N.Y. Jets, Dec. 17, finished with 12 carries for 44 yards and six receptions for 45 yards and a ten-yard TD...Vs. Atlanta, Dec. 24, carried 12 times for 32 yards, caught a team-high seven passes for 58 yards and returned two kickoffs for 72 yards...At Tampa Bay, Dec. 31, played on offense and special teams, carrying nine times for 44 yards with a seven-yard touchdown, catching six passes for 84 yards with career-long 40-yard reception and returning four kickoffs for 155 yards, including a 106-yard touchdown return, the longest play in team history. Finished with game-high 128 scrimmage yards and game-high and career-high 283 all-purpose yards...In NFC Wild Card Playoff vs. Carolina, 1/7/18, started and carried ten times for 23 yards with a fourth quarter two-yard touchdown and caught a ten-yard pass...In NFC Divisional Playoff at Minnesota, 1/14/18, carried 11 times for 43 yards, caught four passes for 62 yards and a fourth quarter 14-yard touchdown grab and returned two kickoffs for 50 yards.

**COLLEGE** – Played in 24 games in two seasons at Tennessee and rushed 210 times for 1,294 yards (6.2 avg.) with 16 touchdowns, caught 74 passes for 683 yards (9.2-average) with seven TDs and brought back a punt for a score. Finished his senior campaign with a team-high 1,188 all-purpose yards (596 rushing, 392 receiving, 184 punt return, 16 kickoff return) and 13 total touchdowns. Tied for third in SEC in touchdowns and ranked seventh in all-purpose yards...312 all-purpose yards at Texas A&M (10/8/16) set a school record. All-purpose yardage total was the second-most by an FBS player in 2016. Matched career-high with three touchdowns (two rushing, one receiving). With 127 yards on career-high 18 carries and 161 yards on career-high eight catches, joined Jamal Lewis (128/105 at Kentucky in 1997) as only two Vols to record 100 rushing yards and 100 receiving yards in same game. Added eight punt return yards and a 16-yard kickoff return...After transferring from a season at Hutchinson (Kan.) Community College, played in all 13 games with one start in 2015, rushing for 698 yards with seven TDs. Second on squad in receptions (34 for 291 yards and three TDs). As punt returner, eight returns for 100 yards (12.5 avg.) with a TD. 6.5 yards per carry average ranked third in the Southeastern Conference and tied for eighth with 11 TDs...Caught two touchdowns as Vols rallied from 24-3 deficit to beat 19th-ranked Georgia (10/10/15), finishing with five catches for 31 yards. Second Vol in school history with a rushing touchdown and punt return for touchdown in same game (other was Stanley Morgan in 1975) with a two-yard rushing TD and a 50-yard punt return TD vs. Western Carolina (9/19/15); TD for punt return was first return of his career in high school, junior college or college; also ran for 47 yards...Rushed for 144 yards, a UT-record for most rushing yards in a debut and two touchdowns vs Bowling Green (9/5/15)...In 2014, named the KJCC Offensive Player of the Year at Hutchinson. In nine games, ran for 1,211 yards with 18 touchdowns...Led team with 1,469 yards of total offense and 21 touchdowns. In 2013, redshirted at Alabama.

**PERSONAL** – Produced a highlight reel of a 2012 senior season at Norcross (Ga.) HS when he rushed for 2,264 yards and 26 touchdowns (7.5 avg.) and added 22 receptions for 286 yards and five scores...Earned Georgia Mr. Football honors from the *Atlanta Journal-Constitution*...Class 6A Player of the Year and garnered first-team All-State honors from the Georgia Sports Writers Association...Added 1,300



# VETERANS

yards rushing and 17 TDs as a junior in 2011...A NASCAR fan who attends races in the offseason...Serves as the car racing body's first-ever Growth and Engagement Advisor and works directly with NASCAR leadership on strategic planning and creative opportunities that support its fan development efforts...Following his 2020 Christmas performance, Son of a Saint reported \$61,000 in donations made from 750 fantasy football winners in Kamara's name...Alvin Mentian Kamara was born July 25, 1995 in Atlanta, Ga.



PLAYERS

## ALVIN KAMARA

Year	Team	GP	RUSHING					TD	RECEIVING				TD
			GS	Att	Yds	Avg	Lg		No	Yds	Avg	Lg	
2017	New Orleans	16	3	120	728	6.1	74t	8	81	826	10.2	40	5
2018	New Orleans	15	13	194	883	4.6	49t	14	81	709	8.8	42	4
2019	New Orleans	14	9	171	797	4.7	40	5	81	533	6.6	41	1
2020	New Orleans	15	10	187	932	5.0	49	16	83	756	9.1	52t	5
2021	New Orleans	13	10	240	898	3.7	30	4	47	439	9.3	31	5
2022	New Orleans	15	13	223	897	4.0	27	2	57	490	8.6	54	2
<b>NFL Totals</b>		<b>88</b>	<b>58</b>	<b>1135</b>	<b>5,135</b>	<b>4.5</b>	<b>74t</b>	<b>49</b>	<b>430</b>	<b>3,753</b>	<b>8.7</b>	<b>54</b>	<b>22</b>

Year	Team	No	FC	PUNT RETURNS			TD	No	KICKOFF RETURNS			TD
				Yds	Avg	Lg			Yds	Avg	Lg	
2017	New Orleans	0	0	0	-	-	0	11	347	31.5	106t	1
2018	New Orleans	12	9	82	6.8	16	0	4	126	31.5	50	0
2019	New Orleans	4	1	30	7.5	27	0	0	0	-	-	0
2020	New Orleans	1	0	0	-	-	0	2	44	22.0	31	0
2021	New Orleans	3	0	29	9.7	14	0	0	0	-	-	0
<b>NFL Totals</b>		<b>20</b>	<b>10</b>	<b>141</b>	<b>7.1</b>	<b>27</b>	<b>0</b>	<b>17</b>	<b>517</b>	<b>30.4</b>	<b>106t</b>	<b>1</b>

**ADDITIONAL STATISTICS:** Two-Point Conversions — (2017, 1); (2018, 3) **Total: 4;** Passing — One 13-yard completion in 2019.

**CAREER HIGHS:** Receptions — 15, at Atlanta (9/23/18); Receiving Yards — 139, vs. Green Bay (9/27/20); Long Reception — 54, vs. Seattle (10/9/22); Receiving TDs — 2, vs. Green Bay (9/27/20); Rushes — 30, vs. Atlanta (1/9/22); Rushing Yards — 155, vs. Minnesota (12/25/20); Long Rush — 74t, at Los Angeles Rams (11/26/17); Rushing TDs — 6-Tied NFL Record, vs. Minnesota (12/25/20); Total Yards From Scrimmage — 197, vs. Green Bay (9/7/20); Punt Returns — 3 (3x), last at Tampa Bay (11/17/19); Punt Return Yards — 32, at Tampa Bay (11/17/19); Long Punt Return — 27, at Tampa Bay (11/17/19); Kickoff Returns — 4, at Tampa Bay (12/31/17); Kickoff Return Yards — 155, at Tampa Bay (12/31/17); Long Kickoff Return — 106t, at Tampa Bay (12/31/17); Total TDs — 6-Tied NFL Record, vs. Minnesota (12/25/20).

### POSTSEASON

Year	Team	GP	GS	RUSHING				TD	No	RECEIVING			TD
				Att	Yds	Avg	Lg			Yds	Avg	Lg	
2017	New Orleans	2	1	21	66	3.1	10t	1	5	72	14.5	23	1
2018	New Orleans	2	1	24	86	3.6	15	0	15	131	8.7	23	0
2019	New Orleans	1	1	7	21	3.0	9	1	8	34	4.3	9	0
2020	New Orleans	2	1	41	184	4.5	25	1	5	37	7.4	10	0
<b>NFL Totals</b>		<b>7</b>	<b>4</b>	<b>93</b>	<b>357</b>	<b>3.8</b>	<b>25</b>	<b>3</b>	<b>33</b>	<b>274</b>	<b>8.3</b>	<b>23</b>	<b>1</b>

Year	Team	No	FC	PUNT RETURNS			TD	No	KICKOFF RETURNS			TD
				Yds	Avg	Lg			Yds	Avg	Lg	
2017	New Orleans	0	0	0	-	-	0	2	50	25.0	30	0
2018	New Orleans	0	0	0	-	-	0	6	164	27.3	34	0
<b>NFL Totals</b>		<b>0</b>	<b>0</b>	<b>0</b>	<b>-</b>	<b>-</b>	<b>0</b>	<b>8</b>	<b>214</b>	<b>26.8</b>	<b>34</b>	<b>0</b>

**ADDITIONAL POSTSEASON STATISTICS:** Miscellaneous Forced Fumbles — (2017, 1) **Total: 1;** Miscellaneous Tackles — (2017, 1) **Total: 1.**



PLAYERS

## ALVIN KAMARA

**POSTSEASON CAREER HIGHS:** **Receptions** — 11, vs. Los Angeles Rams (1/20/19); **Receiving Yards** — 96, vs. Los Angeles Rams (1/20/19); **Long Reception** — 23 (2x), at Minnesota (1/14/18) and vs. Philadelphia (1/13/19); **Receiving TDs** — 1, at Minnesota (1/14/18); **Rushes** — 23, vs. Chicago (1/10/21); **Rushing Yards** — 99, vs. Chicago (1/10/21); **Long Rush** — 25, vs. Chicago (1/10/21); **Rushing TDs** — 1 (3x), last vs. Chicago (1/10/21); **Total Yards From Scrimmage** — 116, vs. Chicago (1/10/21); **Kickoff Returns** — 4, vs. Los Angeles Rams (1/20/19); **Kickoff Return Yards** — 119, vs. Los Angeles Rams (1/20/19); **Long Kickoff Return** — 34, vs. Los Angeles Rams (1/20/19); **All Purpose Yards** — 230, vs. Los Angeles Rams (1/20/19).



**LEWIS  
KIDD**

**66  
OL**

**HEIGHT: 6-6 • WEIGHT: 311**  
**COLLEGE: MONTANA STATE**  
**JOINED SAINTS: FA-22**  
**NFL EXPERIENCE: 2**  
**BORN: 9/7/97**

**NFL CAREER** – After signing with New Orleans as a rookie free agent in 2022, the Minnesota native appeared in 13 games with one start for New Orleans. He looks to build off his promising contributions on special teams and on the offensive line in 2023.

**TRANSACTIONS** – Agreed to terms with New Orleans Saints, 5/1/22.

**2022** – Appeared in 13 games on special teams and offense with one start at LG at Pittsburgh, Nov. 13...Vs. Minnesota (London), Oct. 2, appeared on special teams and saw first NFL offensive action as he rotated in at T in the fourth quarter.

**COLLEGE** – Appeared in 54 games with 48 consecutive starts at T and G for Montana State, the third most starts in school history. Anchored for an offensive line that saw 32 individual 100-yard rushing games in his career...In fifth-year in 2021, moved from guard to tackle and anchored MSU's offensive line as he paved the way for 11 100-yard rushing games. Earned consensus All-American by earning first-team kudos from AFCA, Stats Perform, *Associated Press* and Walter Camp, second-team mention from HERO Sports and first-team All-Big Sky. Played in NFLPA Collegiate Bowl...As fourth-year senior, 2020 season was canceled due to COVID-19 pandemic...As junior in 2019, started all 15 games at guard, earning second-team All-Big Sky as he helped anchor a line that led Big Sky in rushing yards and fewest sacks allowed...As sophomore in 2018, started all 13 games at RG, also playing some snaps at RT. Named Hero Sports Sophomore All-America Honorable Mention...As redshirt freshman in 2017, appeared in 11 games, starting last five at G...Redshirted freshman year in 2016...Graduated with education degree and is also scheduled to earn master's in curriculum and instruction from the College of Education.

**PERSONAL** – Earned second-team All-State as senior and named conference's most valuable offensive lineman for Totino-Grace (Fridley, Minn.) HS...Also competed

# VETERANS

in basketball and track...A two-year honor roll selection, he also competed in his school's anti-bullying organization...Tyrone Lewis Kidd was born Sept. 7, 1997 in Minneapolis, Minn.

## LEWIS KIDD

Games Played/Started: New Orleans — (2022, 13/1) NFL Totals: 13/1



**KEITH  
KIRKWOOD** **18**  
**WR**

HEIGHT: 6-3 • WEIGHT: 210

COLLEGE: TEMPLE

JOINED SAINTS: FA-22

NFL EXPERIENCE: 5

BORN: 12/26/94

**NFL CAREER** – Originally signed by the New Orleans Saints as an undrafted free agent out of Temple in 2018. Kirkwood spent his first two seasons with New Orleans and then played for the Carolina Panthers from 2020-21. This tall target returned to the Saints in 2022 and appeared in five games with one start and recorded two receptions for 18 yards. The New Jersey native has appeared in 18 career regular season games with two starts and has posted 19 catches for 257 yards with two touchdowns for the Saints and Panthers.

**CAREER TRANSACTIONS** – Signed by New Orleans Saints to a one-year contract extension, 2/17/23; Signed to Saints active roster, 1/4/23; Standard practice squad elevation by Saints, 12/31/22; Standard practice squad elevation by Saints, 12/23/22; Signed to Saints practice squad, 10/31/22; Waived by Saints, 10/29/22; Re-signed by Saints, 10/25/22; Waived by Saints, 10/20/22; Signed to active roster by Saints, 10/15/22; Standard practice squad elevation by Saints, 10/8/22; Signed to Saints practice squad, 9/28/22; Waived by Carolina Panthers, 8/30/22; Re-signed by Panthers, 6/6/22; COVID-19 practice squad elevation by Panthers, 1/8/22; Standard practice squad elevation by Panthers, 10/30/21; Standard practice squad elevation by Panthers, 10/23/21; Signed to Panthers practice squad, 9/1/21; Waived by Panthers, 8/31/21; Placed on Injured Reserve by Panthers, 10/20/20; Activated from Injured Reserve by Panthers, 10/17/20; Placed on Injured Reserve by Panthers, 9/2/20; Signed by Panthers, 3/19/20; Placed by Saints on Injured Reserve, 9/17/19; Signed to the Saints active roster, 11/10/18; Signed to Saints practice squad, 9/2/18; Waived by Saints, 9/1/18; Signed as an undrafted free agent by New Orleans, 5/7/18

**2022** – Appeared in five games with one start for Saints, finishing with two receptions for 18 yards...Vs. Seattle, Oct. 9, made his 2022 Saints debut, starting and had a four-yard reception...Vs. Cincinnati, Oct. 16, posted a 14-yard catch, while also seeing action on special teams. **2021** – Played in three games for Carolina and tied a receiving career-high with three receptions for 17 yards at N.Y. Giants, Oct.



PLAYERS

# VETERANS



## PLAYERS

24. **2020** – In his only appearance for Panthers in a season hampered by injury (clavicle), recorded a 13-yard reception vs. Chicago, Oct. 18. **2019** – Played in season opener vs. Houston, Sept. 9, before suffering hamstring injury in pregame warmups at L.A. Rams, Sept. 15. **2018** – Played in eight regular season games with one start and posted 13 grabs for 209 yards (16.1 avg.) and two touchdowns as a rookie after being promoted to the active roster at midseason...At Cincinnati, Nov. 11, made NFL debut and caught two passes for a career-high 45 yards, including a career-long 42-yard grab and recorded one special teams tackle...Vs. Philadelphia, Nov. 18, caught a career-high three passes for 33 yards...Vs. Atlanta, Nov. 22, recorded first career touchdown on a five-yard grab...At Dallas, Nov. 29, made first career start and recorded a 30-yard TD grab...At Tampa Bay, Dec. 9, had two grabs for 21 yards...At Carolina, Dec. 17, caught two passes for 40 yards, including a crucial third-and-14 conversion for 19-yards with 7:21 left...Vs. Pittsburgh, Dec. 23, played on offense, catching two passes for 35 yards...In NFC Divisional Playoff vs. Philadelphia, 1/13/19, made postseason debut starting, tallying two catches for eight yards, including a two-yard touchdown reception to convert on fourth-and-goal.

**COLLEGE** – Played in 44 games with 30 starts at Temple and finished with 103 receptions for 1,638 yards (15.9 avg.) and 16 touchdowns...In 2017, played in 13 games with 12 starts and recorded 45 receptions for 671 yards and seven TDs, as he was a Jason Witten College Man of the Year semifinalist...In 2016, played in 14 games posting 42 receptions for 648 yards and four TDs...After transferring to Temple, played in only one game in 2015 due to injury...Played in eight games for Hawaii in 2014, making five starts after redshirting as a freshman, recording 12 receptions for 250 yards and four touchdowns, including a 60-yard score against USC...Earned a bachelor's degree in criminal justice.

**PERSONAL** – 2013 graduate of Neptune (N.J.) HS...Played just one year of organized football as senior...Selected to All Shore Media's All-Shore second-team All-Class B North and All-Monmouth County second-team as he made 33 catches for 737 yards and seven TDs...2013 McDonald's All-America Boys High School Basketball Team nominee and received several Division I scholarship offers...Participated in visits at local high schools to promote safe driving...Joined St. Michael's Special School students and coached them through drills at a camp sponsored by United Healthcare at the Ochsner Sports Performance Center in 2019...In 2022, Kirkwood and Jets DE Vinny Curry, who also hails from Neptune Township, hosted a 7-on-7 event for high schoolers and a football camp for grade school youth...Favorite musical artist is PNB Rock...Keith Elliott Kirkwood was born Dec. 26, 1994 in Long Branch, N.J.

## KEITH KIRKWOOD

Year	Team	GP	GS	RECEIVING				Lg	TD
				No	Yds	Avg			
2018	New Orleans	8	1	13	209	16.1	42	2	
2019	New Orleans	1	0	0	0	-	0	0	
2020	Carolina	1	0	1	13	13.0	13	0	
2021	Carolina	3	0	3	17	5.7	7	0	
2022	New Orleans	5	1	2	18	9.0	14	0	
<b>NFL Totals</b>		<b>18</b>	<b>2</b>	<b>19</b>	<b>257</b>	<b>13.5</b>	<b>42</b>	<b>2</b>	

ADDITIONAL STATISTICS: Special Teams Tackles — 1 in 2018.



# VETERANS



PLAYERS

## KEITH KIRKWOOD

**CAREER HIGHS:** Receptions — 3 (2x), last at N.Y. Giants (10/24/21); Receiving Yards — 45, at Cincinnati (11/18/18); Long Reception — 45, vs. Cincinnati (11/18/18); Receiving TDs — 1 (2x), vs. Atlanta (11/22/18) and at Dallas (11/29/18); Special Teams Tackles — 1, at Cincinnati (11/18/18).

### POSTSEASON

Year	Team	GP	GS	RECEIVING				
				No	Yds	Avg	Lg	TD
2018	New Orleans	1	1	2	8	4.0	6	1
<b>NFL Totals</b>		<b>1</b>	<b>1</b>	<b>2</b>	<b>8</b>	<b>4.0</b>	<b>6</b>	<b>1</b>

**CAREER HIGHS:** Receptions — 2, vs. Philadelphia (1/13/19); Receiving Yards — 8, vs. Philadelphia (1/13/19); Long Reception — 6 vs. Philadelphia (1/13/19); Receiving TDs — 1, vs. Philadelphia (1/13/19).



## TANOH KPASSAGNON 92 DE

HEIGHT: 6-7 • WEIGHT: 289

COLLEGE: VILLANOVA

JOINED SAINTS: UFA-21 (KC)

NFL EXPERIENCE: 7

BORN: 6/14/94

**NFL CAREER** – Versatile and experienced defensive lineman enters his third season with the Saints. In 2022, the Ambler, Pa. native played in 15 games with five starts, posting 28 tackles (15 solo) and two sacks for a loss of 13 yards. He has appeared in 84 regular season games with 34 starts over his six-year NFL career and has recorded 120 tackles (80 solo), 13 sacks, seven passes defended, two forced fumbles, one fumble recovery, one special teams tackle and one blocked field goal.

**TRANSACTIONS** – Agreed to terms on a two-year contract extension with New Orleans, 2/27/23; Placed by Saints on Injured Reserve, 12/2/21; Agreed to terms on a two-year contract with New Orleans Saints (UFA-KC), 3/29/21; Signed to a four-year contract by Kansas City, 6/7/17; Selected in the second round (59th overall) of the 2017 NFL Draft by Kansas City Chiefs.

**2022** – Appeared in 15 games with five starts at defensive end for New Orleans and recorded 28 tackles (15 solo) and two sacks for a loss of 13 yards...At Arizona, Oct. 20, recorded three tackles (two solo), including two stops for loss...Vs. Baltimore, Nov. 7, appeared on special teams and defense, posting a career-high five solo tackles...At Pittsburgh, Nov. 13, started and recorded three tackles (two solo) and a sack for a loss of five yards...Vs. L.A. Rams, started at LDE in place of an injured Cameron Jordan, also seeing action on special teams and had a split sack/assisted tackle/QB hit for a loss of 4.5 yards...Started at Tampa Bay, Dec. 5 and recorded two assisted tackles, one QB hit and one split sack. **2021** – Appeared in eight games with five starts at RDE in first season in New Orleans. Recorded 18 tackles (14 solo),



tied a career-high with four sacks and added two passes defended and a forced fumble...In Saints debut in season opener vs. Green Bay (played in Jacksonville, Fl. due to Hurricane Ida), Sept. 12, finished with two solo tackles, one sack and one forced fumble...Sacked Mac Jones for a 14-yard loss and added two solo tackles at New England, Sept. 26 in first start as a Saint...Started in 13-10 Monday Night Football win at Seattle, Oct. 25, sacking Geno Smith for a 11-yard loss and adding three tackles. **2020** – Appeared in all 16 regular season games with 15 starts and opened in his final campaign for Kansas City, recording 28 tackles (20 solo), one sack and three passes defended while starting all three playoff games with five tackles (one solo), a sack and a pass defense in run to Super Bowl LV...Tallied four tackles and one pass breakup in overtime win at L.A. Chargers, Sept. 20...Recorded first sack of 2020 at Denver, Oct. 25...Posted a season-high five tackles (four solo) vs. Carolina, Nov. 8...Sacked Josh Allen for an 18-yard loss in the AFC Championship victory vs. Buffalo, 1/24/21. **2019** – Appeared in all 16 regular season games with eight starts and started all three postseason contests for Super Bowl LIV champions, posting career-highs in tackles (29 total with 21 solo) and sacks (four), adding two passes defended, his first career forced fumble, fumble recovery and blocked a field goal...Recorded first sack of 2019, dropping Derek Carr, and added two solo tackles and first career forced fumble at Oakland, Sept. 15...Tied career-high with two sacks of Aaron Rodgers for a 30-yard loss vs Green Bay, Oct. 27...Tied season-high with five tackles (three solo) and a sack of Carr vs. Oakland, Dec. 1...Blocked a field goal attempt at New England, Dec. 8...Tallied a postseason-best with two sacks of Ryan Tannehill in AFC Championship victory vs. Tennessee, 1/19/20...Recorded two tackles (one solo) in Super Bowl LIV vs. San Francisco, 2/2/20. **2018** – Appeared in 13 games, finishing with four tackles (three solo)... Recorded two tackles (one solo) at L.A. Chargers, Sept. 9...Played on defense and special teams in the AFC Divisional Playoff vs. Indianapolis, 1/12/19...Inactive for AFC Championship vs. New England, 1/20/19. **2017** – Appeared in all 16 regular season games with one start, posting 13 tackles (seven solo), two sacks for a 17-yard loss and one special teams stop...Made first career NFL start in regular season finale at Denver, Dec. 31, where he turned in career-bests with seven tackles (four solo) and first two career sacks... Played on defense and special teams in AFC Wild Card game vs. Tennessee, 1/6/18.

**COLLEGE** – The Villanova standout appeared in 41 career games in four seasons with the Wildcats...Totaled 105 tackles (65 solo), 22 sacks, four forced fumbles, three fumble recoveries and a 29-yard interception return...Garnered first-team AP FCS All-American in 2016, ranking sixth in FCS with 21.5 tackles for loss and tying for fifth nationally with 11 sacks...Turned in first-team All-CAA in 2015 with 9.5 tackles for loss and 6.5 sacks...Played as reserve in 2013 with 15 tackles and a sack...Missed eight games (knee) in sophomore campaign where he tallied 12 tackles, five for loss and 3.5 sacks in six games...Redshirted in 2012...Graduated with bachelor's degrees in accounting and finance as double major.

**PERSONAL** – Attended Wissahickon (Ambler, Pa.) HS, lettering in football, track and basketball, receiving first-team All-League honors in both football and basketball and was a 4.0 student...Mother Winifred Wafuoyo, a Uganda native, is a chemist in the Philadelphia area, holding her doctorate...Father, Patrice Kpassagnon Tagro, is an economist, holding his doctorate, who lives in the Ivory Coast...Spent two summers interning with PricewaterhouseCoopers in Philadelphia, working in accounting and finance the first summer and tax accounting the second...Currently taking online classes from Indiana University toward his MBA...Born in Kalamazoo, Mich. on June 14, 1994...Name pronounced: Tawn-oh pass-N-yo.

# VETERANS



PLAYERS

## TANOI KPASSAGNON

Year	Team	GP	GS	TACKLES			Yds	INTERCEPTIONS			FUMBLES						
				Tot	Solo	Asst		No	Yds	Lg	TD	PD	FF	FR	Yds		
2017	Kansas City	16	1	13	7	6	2.0	17.0	0	0	0	0	0	0	0	0	0
2018	Kansas City	13	0	4	3	1	0.0	0.0	0	0	0	0	0	0	0	0	0
2019	Kansas City	16	8	29	21	8	4.0	47.0	0	0	0	0	2	1	1	1	0
2020	Kansas City	16	15	28	20	8	1.0	3.0	0	0	0	0	3	0	0	0	0
2021	New Orleans	8	5	18	14	4	4.0	38.0	0	0	0	0	2	1	0	0	0
2022	New Orleans	15	5	28	15	13	2.0	13.0	0	0	0	0	0	0	0	0	0
<b>NFL Totals</b>		<b>84</b>	<b>34</b>	<b>120</b>	<b>80</b>	<b>40</b>	<b>13.0</b>	<b>118.0</b>	<b>0</b>	<b>0</b>	<b>0</b>	<b>0</b>	<b>7</b>	<b>2</b>	<b>1</b>	<b>0</b>	<b>0</b>

**ADDITIONAL STATISTICS:** Special Teams Tackles — (2017, 1) Total: 1.; Blocked Field Goals — (2019, 1) Total: 1.

**CAREER HIGHS:** Tackles — 7, at Denver (12/31/17); Solo Tackles — 5, vs. Baltimore (1/7/22); Sacks — 2 (2x), last vs. Green Bay (10/27/19); Interceptions — 0; Passes Defended — 1 (7x), last at Washington (10/10/20); Forced Fumbles — 1 (2x), at Oakland (11/29/18) and vs. Green Bay (9/12/21); Fumble Recoveries — 1, at Tennessee (11/10/19); Special Teams Tackles — 1, at New York Jets (12/3/17).

### POSTSEASON

Year	Team	GP	GS	TACKLES			Yds	INTERCEPTIONS			FUMBLES						
				Tot	Solo	Asst		No	Yds	Lg	TD	PD	FF	FR	Yds		
2017	Kansas City	1	0	0	0	0	0.0	0	0	0	0	0	0	0	0	0	0
2018	Kansas City	1	0	0	0	0	0.0	0.0	0	0	0	0	0	0	0	0	0
2019	Kansas City	3	3	5	3	2	2.0	10.0	0	0	0	0	1	0	0	0	0
2020	Kansas City	3	3	5	4	1	1.0	18.0	0	0	0	0	0	0	0	0	0
<b>NFL Totals</b>		<b>8</b>	<b>6</b>	<b>10</b>	<b>7</b>	<b>3</b>	<b>3.0</b>	<b>28.0</b>	<b>0</b>	<b>0</b>	<b>0</b>	<b>0</b>	<b>1</b>	<b>0</b>	<b>0</b>	<b>0</b>	<b>0</b>

**POSTSEASON CAREER HIGHS:** Tackles — 3, at Tampa Bay (2/7/21); Solo Tackles — 3, at Tampa Bay (2/7/21); Sacks — 2, vs. Tennessee (1/19/20); Interceptions — 0; Passes Defended — 1, vs. Tennessee (1/19/20); Forced Fumbles — 0; Fumble Recoveries — 0.



**NIKO  
LALOS**

**54  
DE**

**HEIGHT: 6-5 • WEIGHT: 270**

**COLLEGE: DARTMOUTH**

**JOINED SAINTS: FA-22**

**NFL EXPERIENCE: 2**

**BORN: 6/25/97**

**NFL CAREER** – Signed by the New York Giants as an undrafted free agent out of Dartmouth, Lalos saw action in six of the final games of the 2020 season, amounting five tackles (two solo), one interception and a fumble recovery. After spending the 2021 season on the Giants practice squad, Lalos joined New Orleans in the middle of the 2022 preseason and spent the second half of the season on the Saints practice squad, followed by a successful stint this spring with the NFL's Seattle Sea Dragons. He will compete on both defense and special teams in the preseason, re-signing with the team after participating in their rookie minicamp on a tryout basis.

**CAREER TRANSACTIONS** – Signed by New Orleans Saints, 5/16/23; Signed to Saints practice squad, 11/16/22; Waived by Saints, 8/30/22;

# VETERANS

Signed by Saints, 1/15/22; Waived by Giants, 8/5/22; Signed to a reserve/future contract by Giants, 1/10/22; Signed to Giants practice squad, 9/1/21; Released by Giants, 8/31/21; Activated off Giants practice squad, 12/5/20; Standard elevation off Giants practice squad, 11/29/20; Signed to Giants practice squad, 9/6/20; Waived by Giants, 9/5/20; Signed by Giants as a rookie free agent, 4/28/20.

**2023** – Finished with 35 tackles, seven stops for loss, 1.5 sacks, one forced fumble and one interception for the XFL's Seattle Sea Dragons. **2022** - Spent the second half of the season on Saints' practice squad. **2021** – Spent the entire season on New York Giants practice squad. **2020** - Played in six games and posted five tackles (two solo), one interception, one fumble recovery and one assisted special teams stops for the New York Giants...At Cincinnati, Nov. 29, made NFL debut and posted first career interception, becoming first Giant to intercept a pass in pro debut since 9/13/15, when he picked off Bengals quarterback Brandon Allen...At Seattle, Dec. 6, recorded his first two career tackles (two solo) and recovered a fumbled snap, becoming the first Giant with at least one interception and one opponent fumble recovery in first two NFL games since 1950...Vs. Arizona, Dec. 13, assisted with one tackle...Vs. Cleveland, Dec. 20, assisted with a stop.

**COLLEGE** - Played in 24 games in three seasons for Dartmouth, recording 59 tackles (32 solo), including 17.5 tackles for loss and 11 sacks, nine passes defended, an interception and a fumble recovery...As senior in 2019, selected first-team All-Ivy League after posting career-high totals of 35 tackles (21 solo), ten stops for loss, 5.5 sacks and one interception returned for a touchdown, his first career points...As a junior in 2018, named an All-Ivy League honorable mention selection after playing nine games and posting 17 tackles (ten solo) and five sacks, ranking him second on the team and fifth in the conference...As a sophomore in 2017, recorded six tackles...Graduated with a degree in economics.

**PERSONAL** - Given name is Nikolas A. Lalos...Prepped at St. Vincent-St. Mary (Akron, Ohio) HS, LeBron James' alma mater...Prior to his 2020 regular season NFL debut, James wished Lalos good luck on Twitter...As senior, won the school's Ironman Award and was an *Associated Press* Northeast Ohio Inland all-district pick...Team won state championships his first two years and went 50-7 over his four seasons...Lettered three times in basketball...Earned taekwondo black belt at age 10...Supported the Food Bank for New York City during the 2021 season by funding Backpack programs for P.S. 57 Hubert H. Elementary and sponsoring a teacher appreciation program...Chosen as his team's MVP at the Hula Bowl after notching two sacks and a forced fumble.

## NIKO LALOS

Year	Team	GP	GS	Tot	TACKLES			Yds	INTERCEPTIONS					FUMBLES		
					Solo	Asst	Sk		No	Yds	Lg	TD	PD	FF	FR	Yds
2020	N.Y. Giants	6	0	5	2	3	0.0	0.0	1	0	0	0	1	0	1	0
<b>NFL Totals</b>		<b>6</b>	<b>0</b>	<b>5</b>	<b>2</b>	<b>3</b>	<b>0.0</b>	<b>0.0</b>	<b>1</b>	<b>0</b>	<b>0</b>	<b>0</b>	<b>1</b>	<b>0</b>	<b>1</b>	<b>0</b>

**ADDITIONAL STATISTICS:** Special Teams Tackles — (2020, 1) Total: 1.

**CAREER HIGHS:** Tackles — 2, at Seattle (12/6/20); Solo Tackles — 2, at Seattle (12/6/20); Sacks — 0; Interceptions — 1, at Cincinnati (11/29/20); Passes Defensed — 1, at Cincinnati (11/29/20); Forced Fumbles — 0; Fumble Recoveries — 1, at Seattle (12/6/20); Special Teams Tackles — 1, at Baltimore (12/27/20).





**MARSHON  
LATTIMORE**

**23  
CB**

HEIGHT: 6-0 • WEIGHT: 192  
COLLEGE: OHIO STATE  
JOINED SAINTS: D1A-17  
NFL EXPERIENCE: 7  
BORN: 5/20/96

**NFL CAREER** – This former *Associated Press* NFL Defensive Rookie of the Year had an injury-shortened season in 2022, but continued his stellar play and stymied opposing wideouts with his coverage abilities when his number was called. Lattimore started all seven games he played in and posted 29 stops (20 solo), one interception returned for a 12-yard touchdown and defended four passes. Overall, he has started all 80 regular season games he’s appeared, in totaling 327 tackles (265 solo), 14 interceptions, five forced fumbles, five fumble recoveries and 78 passes defended, tied for third-most in the NFL since he entered the league in 2017. Lattimore has opened all seven postseason contests he has appeared in, recording 23 tackles (22 solo), two picks and ten passes defended. Entering his seventh campaign, Lattimore has established himself as one of the league’s premier cornerbacks as the only Saints defensive back to be selected to the Pro Bowl four times.

**CAREER TRANSACTIONS** – Signed to five-year contract extension, 9/12/21; Fifth-year option exercised, 3/19/20; Signed to four-year contract, 6/2/17; Selected by the Saints in the first round (11th overall) of the 2017 NFL Draft.

**HONORS - 2021:** Pro Bowl; **2021:** Pro Bowl; **2019:** Pro Bowl (starter); PFWA All-NFC. **2017:** Pro Bowl; NFL Defensive Rookie of the Year (*AP*, *ESPN.com*, *Sports Illustrated* and PFWA). PFWA All-Rookie and All-NFC; Pepsi NFL Rookie of the Week (Weeks 5, 7, 15 and 17). NFL Defensive Rookie of the Month (October and December).

**2022** – Started all seven games he played in and posted 29 stops (20 solo), one interception returned for a 12-yard touchdown and defended four passes as New Orleans ranked second in the NFL in pass defense and fifth in total defense. Missed 10 games (abdomen)...At Atlanta, Sept. 11, recorded three tackles (two solo)...Vs. Tampa Bay, Sept. 18, recorded two tackles (one solo) and one pass defended...Vs. Minnesota (London), Oct. 2, led the team with ten tackles (seven solo)...Vs. Seattle, Oct. 9, recorded one pass defense. Left in fourth quarter (abdomen)...Would miss the next ten contests in recovery...At Philadelphia, 1/1/23, started at RCB and in his return to the field, posted six solo tackles, a 12-yard interception return for a touchdown of Eagles QB Gardner Minshew and two passes defended...Vs. Carolina, 1/8/23, started at RCB and recorded eight tackles (four solo) to tie for the team lead, as New Orleans surrendered only 32 net passing yards, the sixth lowest total by a Saints opponent all-time and Panthers QB Sam Darnold managed only a 2.8 passer rating, the lowest an opposing quarterback (min. ten att.) had against the Saints all-time. **2021** – Started all 16 games he played in and posted a career-high 68 stops (career-best 55 solo), three interceptions, defended 19 passes, and recovered a fumble during a standout campaign where he was a Pro Bowl selection for the fourth time...Vs. Green



PLAYERS

Bay (Game played in Jacksonville, Fla. due to Hurricane Ida), Sept. 12, collected three tackles (two solo) along with a pass defended in the Saints 38-3 win over Packers...At Carolina, Sept. 19, inactive (thumb)...At New England, Sept. 26, recorded a team-high ten tackles (eight solo), an interception of Patriots QB Mac Jones and a pass defense... Vs. N.Y. Giants, Oct. 3, recorded two tackles (one solo) with a pass defense...At Washington, Oct. 10, recorded one solo tackle and career-high six passes defended, the National Football League's highest 2021 total...At Seattle, Oct. 25, recorded two solo tackles with a pass defense...Vs. Tampa Bay, Oct. 31, recorded three solo tackles...Vs. Atlanta, Nov. 7, recorded six tackles (four solo)...Vs. Dallas, Dec. 2, finished with eight tackles (five solo), defended three passes, and recorded his second interception of season...At N.Y. Jets, Dec. 12, finished with five solo tackles and defended two passes...At Tampa Bay, Dec. 19, finished with four solo tackles, a fumble recovery, and two passes defended in the Saints 9-0 win over the defending Super Bowl champions...Vs. Miami, Dec. 27, finished with three tackles (two solo), defended a pass, and recorded an interception of Dolphins QB Tua Tagovailoa, his third of the season to tie for team lead...Vs. Carolina, 1/2/22, finished with four tackles (two solo), as New Orleans surrendered a season-low 90 net passing yards...In season finale at Atlanta, 1/9/22, finished with two solo tackles. **2020** – Opened all 14 regular season games that he appeared in at RCB and posted 61 tackles (51 solo), two interceptions and 11 passes defended to pace the NFL's fifth-ranked pass defense. Started both postseason contests and posted three solo tackles and four passes defended as the Chicago Bears and Tampa Bay Buccaneers managed only 191 and 189 net passing yards respectively. First Saints defensive back selected to three Pro Bowls...At Chicago, Nov. 1, recorded a season-high eight tackles and picked off Bears QB Nick Foles for the third time in his career (including twice in the postseason vs. Philadelphia) with one pass defense...At Atlanta, Nov. 6, finished with four solo tackles and two passes defended...Vs. Minnesota, Dec. 25, recorded six tackles (five solo) and two passes defended...At Carolina, 1/3/21, picked off Panthers QB P.J. Walker in the third quarter for his second interception to close out regular season. With a pass defense, defended eight passes in final five contests...In NFC Wild Card Playoff win vs. Chicago, 1/10/21, finished with two solo tackles and two passes defended...In season-ending NFC Divisional Playoff loss vs. Tampa Bay, 1/17/21, posted a solo tackle and two passes defended. **2019** – Started all 14 games he appeared in at RCB and posted 57 tackles, one interception and ranked first on team with club best 14 passes defended. Became the first Saints cornerback selected to two Pro Bowls... At Seattle, Sept. 22, recorded career-high 12 tackles (career-high ten solo) and a pass defense...Vs. Dallas, Sept. 29, finished with four solo tackles and two passes defended...Vs. Tampa Bay, Oct. 6, recorded three tackles (two solo) and two passes defended...At Jacksonville, Oct. 13, finished with three solo tackles, three passes defended, and an interception. Forced Minshew's first interception as a starter in the NFL...Vs. Atlanta, Nov.10, finished with two tackles (one solo) and a pass defense. Left game in first half (thigh) and missed next two games (hamstring)...At Atlanta, Nov. 28, returned to action and tied a team-high with nine tackles (eight solo). Added one pass defense...Vs. Indianapolis, Dec. 16, recorded one pass defended...At Carolina, Dec. 29, posted three tackles (two solo) and a pass defens...In NFC Wild Card Playoff loss vs. Minnesota, 1/5/20, finished with four solo tackles and one pass defense. **2018** – Started all 16 regular season contests, recording 59 tackles (49 solo), two interceptions to tie for the team lead, a team-high 12 passes defended, a club-best four forced fumbles, tied for sixth in the National Football League and three fumble recoveries, returned for 91 yards. Led team in takeaways and tied for second in the NFL in defensive fumble recoveries, the highest total among DBs. Opened both



postseason contests and recorded ten tackles (nine solo), led team with two interceptions and tied club-best with two passes defended...Vs. Cleveland, Sept. 16, finished with four tackles (three solo) and one forced fumble...At N.Y. Giants, Sept. 30, finished with four solo tackles and one fumble recovery...Vs. Washington, Oct. 8, recorded an assisted tackle before leaving in first quarter (concussion)...At Baltimore, Oct. 21, recorded three solo tackles and two passes defended...At Minnesota, Oct. 28, recorded three tackles (two solo) and a fumble recovery returned 54 yards...Vs. L.A. Rams, Nov. 4, started and saw action on special teams and finished with four tackles (two solo)...At Cincinnati, Nov. 11, finished with one assisted tackle as part of an effort where New Orleans surrendered only 174 net yards passing...Vs. Philadelphia, Nov. 18, recorded his first interception of season, picking off Eagles QB Carson Wentz in the first quarter. Led the defense with four tackles and two passes defended...Vs. Atlanta, Nov. 22, finished with five tackles (four solo), one forced fumble and two passes defended in Thanksgiving night win...At Dallas, Nov. 29, posted ten tackles (nine solo) and forced and recovered a fumble...At Tampa Bay, Dec. 9, recorded five solo tackles, two passes defended, one interception, and one forced fumble to help New Orleans repeat as NFC South Champions for the first time in franchise history...At Carolina, Dec. 17, recorded two tackles (one solo)...Vs. Pittsburgh, Dec. 23, finished with six solo tackles and one pass defense, as New Orleans clinched the NFC's top playoff seed...Vs. Carolina, Dec. 30, notched two tackles (one solo)...In NFC Divisional Playoff vs. Philadelphia, 1/13/19, recorded two interceptions, including a fourth quarter interception to end Philadelphia's final drive. The two picks tied a Saints single-game playoff career-high. The turnovers were the first postseason interceptions of Lattimore's career, and increased his season total (regular season and postseason combined) to four interceptions, and three against the Eagles. Lattimore also finished with four tackles and two passes defended. Lattimore recorded the Saints first multi-interception postseason game since Jabari Greer had two picks in the 2011 NFC Wild Card Playoff vs. Detroit...In NFC Championship vs. L.A. Rams, 1/20/19, started and had a postseason career-high six tackles (playoff career-high five solo).

**2017** – Started all 13 games he played in and totaled 53 tackles (44 solo), a forced fumble, a fumble recovery, five interceptions for 85 yards and 18 passes defended, leading all NFL rookies in picks and tying for fifth in the league overall, for which he led the Saints as well as in passes defended. Consensus *Associated Press* NFL Defensive Rookie of the Year, combined with fellow Saint, RB Alvin Kamara who captured the *AP* Offensive Rookie of the Year to become the first duo from same team to sweep the rookie awards in same season since the Detroit Lions' Lem Barney and Mel Farr (1967). Started both postseason contests and recorded six solo tackles and a club-best four passes defended...Made NFL debut in opener at Minnesota, Sept. 11 and finished with four tackles...Vs. New England, Sept. 17, recorded seven tackles (six solo) and two passes defended. Left in the second half (concussion)...Inactive at Carolina, Sept. 24 (concussion)...Against Miami in London, Oct. 1, tied for the team lead with five solo tackles and added a forced fumble as New Orleans pitched their first shutout since 2012...Vs. Detroit, Oct. 15, had five tackles (one solo), a 27-yard interception return for a TD, two passes defended and a forced fumble. Return was one of a club-record three Saints defensive scores...At Green Bay, Oct. 22, finished with three solo tackles and one pass defended, as the Saints surrendered only 79 net passing yards...Vs. Chicago, Oct. 29, finished with three tackles, a fourth quarter 25-yard interception return to seal win, and two passes defended. October NFL Defensive Rookie of the Month, culminating four games where he recorded 16 tackles (12 solo), two interceptions, one brought back for a 27-yard touchdown, five passes defended, one forced fumble and one fumble recovery...Vs. Tampa Bay, Nov. 15,

# VETERANS



## PLAYERS

finished with four solo tackles and one pass defended...At Buffalo, Nov. 12, finished with a team-high five solo tackles...Vs. Washington, Nov. 19, started and posted one pass defended before exiting early (ankle), which sidelined him for the next two contests, returning briefly at start of the second half...At Atlanta, Dec. 7, returned and posted three tackles (two solo), a career-long 33-yard interception return and a pass defended...Vs. N.Y. Jets, Dec. 17, finished win with five tackles (three solo), one fourth quarter interception and three passes defended...Vs. Atlanta, Dec. 24, finished the win with six tackles (five solo) with a highlight reel interception initially caught on his backside, which he then grabbed, near the end of the first half that set up a touchdown and a career-high four passes defended...In regular season finale at Tampa Bay, Dec. 31, posted three solo tackles and a pass defended. Named NFL Defensive Rookie of the Month, for a month where he recorded 17 tackles (13 solo), had one interception in three consecutive contests and nine passes defended despite missing one game with an ankle injury, becoming the first defensive back in the awards history since it was introduced in 1996 to receive the honor twice...Lattimore and Kamara were also the first teammates to combine to win three NFL Offensive/Defensive Rookie of the Month awards since 1998 (Jaguars: Fred Taylor, Donovan Darius).

**COLLEGE** – A first-team All-Big Ten selection and the top-rated cornerback in the NFL Draft, while playing in only 20 games at Ohio State...Lattimore made quite an impression in the Buckeyes secondary in his only campaign as a full-time starter in 2016, opening all 13 games and posting 41 tackles (30 solo), one stop for loss, four interceptions and 13 passes defended. Helped the Buckeyes rank sixth in the nation in total defense (296.8 ypg.) and third in team passing efficiency defense (94.36) and scoring defense (15.5 ppg.)...In 2015, played in Ohio State's first seven games before being sidelined for remainder of season (leg) and recorded five tackles (four solo) and three passes defended...Redshirted as freshman (2014)...Sport industry major.

**PERSONAL** – One of the Top 50 prospects in the country as a senior at Glenville (Cleveland, Ohio) HS...Starred in the defensive backfield and as a wideout for head coach Ted Ginn Sr., and in his senior year, the Tarblooders went 13-2 and advanced to the Division II state championship game...Had 40 receptions for 911 yards (22.8 avg.) and 16 touchdowns as a senior and had three special teams touchdowns and was named Division II's Ohio defensive player of the year...Also named a first-team *Associated Press* All-State selection...Teamed up with fellow Tarblooders and former Saints teammates Ted Ginn Jr. and Justin Hardee to provide local children with a holiday shopping spree...In 2019, hosted "A Better Day" in his hometown, a day of entertainment for local youth in his hometown...Rode in the Endymion Mardi Gras parade in 2018 and Orpheus in 2019...Born May 20, 1996.

## MARSHON LATTIMORE

Year	Team	GP	GS	Tot	TACKLES			Yds	INTERCEPTIONS			FUMBLES				
					Solo	Asst	Sk		No	Yds	Lg	TD	PD	FF	FR	Yds
2017	New Orleans	13	13	53	44	9	0.0	0.0	5	85	33	1	18	1	1	0
2018	New Orleans	16	16	59	49	10	0.0	0.0	2	0	0	0	12	4	3	91
2019	New Orleans	14	14	57	46	11	0.0	0.0	1	0	0	0	14	0	0	0
2020	New Orleans	14	14	62	51	10	0.0	0.0	2	13	13	0	11	0	0	0
2021	New Orleans	16	16	68	55	13	0.0	0.0	3	35	20	0	19	0	1	1
2022	New Orleans	7	7	29	20	9	0.0	0.0	1	12	12t	1	4	0	0	0
<b>NFL Totals</b>		<b>80</b>	<b>80</b>	<b>327</b>	<b>266</b>	<b>62</b>	<b>0.0</b>	<b>0.0</b>	<b>14</b>	<b>145</b>	<b>33</b>	<b>2</b>	<b>78</b>	<b>5</b>	<b>5</b>	<b>92</b>



# VETERANS



PLAYERS

## MARSHON LATTIMORE

**CAREER HIGHS:** Tackles — 12, at Seattle (9/22/19); Solo Tackles — 10, at Seattle (9/22/19); Interceptions — 1 (14x), last at Philadelphia (1/1/22); Long Interception Return — 33, at Atlanta (12/7/17); Passes Defensed — 6, at Washington (10/10/21); Forced Fumbles — 1 (5x), last at Tampa Bay (12/9/18); Fumble Recoveries — 1 (5x), last at Tampa Bay (12/19/21).

### POSTSEASON

Year	Team	GP	GS	Tot	TACKLES			INTERCEPTIONS				FUMBLES				
					Solo	Asst	Sk	Yds	No	Yds	Lg	TD	PD	FF	FR	Yds
2017	New Orleans	2	2	6	6	0	0.0	0.0	0	0	0	0	4	0	0	0
2018	New Orleans	2	2	10	9	1	0.0	0.0	2	14	14	0	2	0	0	0
2019	New Orleans	1	1	4	4	0	0.0	0.0	0	0	0	0	0	0	0	0
2020	New Orleans	2	2	3	2	1	0.0	0.0	0	0	0	0	4	0	0	0
<b>NFL Totals</b>		<b>7</b>	<b>7</b>	<b>23</b>	<b>21</b>	<b>2</b>	<b>0.0</b>	<b>0.0</b>	<b>2</b>	<b>14</b>	<b>14</b>	<b>0</b>	<b>10</b>	<b>0</b>	<b>0</b>	<b>0</b>

**POSTSEASON CAREER HIGHS:** Tackles — 6, vs. L.A. Rams (1/20/19); Solo Tackles — 5, vs. L.A. Rams (1/20/19); Interceptions — 2, vs. Philadelphia (1/13/19); Long Interception Return — 14, vs. Philadelphia (1/13/19); Passes Defensed — 2 (5x), last vs. Tampa Bay (1/17/21).



**WIL  
LUTZ**

**3  
K**

**HEIGHT: 5-11 • WEIGHT: 184**  
**COLLEGE: GEORGIA STATE**  
**JOINED SAINTS: FA-16**  
**NFL EXPERIENCE: 8**  
**BORN: 7/7/94**

**NFL CAREER** – After missing the entire 2021 season, Lutz returned in 2022, booting 23 field goals and all 33 PATs to take possession of second place in franchise record books for career points and became only the third Saint to register 700 career points. Joining Morten Andersen (1985-89) as only the second Saint to score at least 100 points in five consecutive seasons, which he did his first five campaigns, since 2016, he's appeared in 97 regular season games, converting 165-of-195 field goal attempts (84.6 percent) and 286-of-293 PATs (97.6 percent). Lutz has helped New Orleans consistently win the field position battle on kickoffs with 364 career touchbacks, sixth-most in the NFL since 2016. His 781 career points and 165 field goals rank second in club record books.

**CAREER TRANSACTIONS** – Placed on Injured Reserve by Saints, 9/6/21; Agreed to terms with Saints on a five-year contract, 3/13/19; Signed by New Orleans Saints, 9/6/16; Waived by Ravens, 8/30/16; Signed as rookie free agent with Baltimore Ravens, 5/6/16.

**HONORS – 2020:** NFC Special Teams Player of the Week (Week Five); 2019: NFC Special Teams Player of the Week (Week One); Pro Bowl (starter); PFWA All-NFC; **2018:** NFC Special Teams Player of the Month (September); Pro Football Focus second-team All-Pro. **2016:** NFC Special Teams Player of the Week (Weeks

# VETERANS

Six and Eight); All-Rookie (PFWA, NFL.com).

**2022** – Made 23-of-31 field goal attempts, 33-of-33 PAT attempts for 102 points and recorded 48 touchbacks on kickoffs. First Saint to drill every PAT (min. 10 in a season) since 2013 (Garrett Hartley, 41-41)...At Atlanta, Sept. 11, finished 2-of-3 on field goals, including a 51-yard game winner, and went 1-for-1 on PATs...Vs. Tampa Bay, Sept. 18, made a 31-yard field goal and lone PAT attempt...At Carolina, Sept. 25, missed two field goal attempts and went 2-for-2 on PATs...Vs. Minnesota (London), Oct. 2, went 1-for-2 on field goal attempts and 2-for-2 on PATs. Made a career-long fourth quarter 60-yard field goal to tie the game. Successful kick tied for the second-longest in club record books with Andersen's 60-yard kick vs. Chicago on Sept. 27, 1991...Vs. Seattle, Oct. 9, made lone 56-yard field goal attempt and went a perfect 4-for-4 on PATs. Became only the third Saint to surpass 700 career points, joining Andersen (1981-94) and John Carney (2001-06, 09-10)...Vs. Cincinnati, Oct. 16, went a perfect 4-for-4 on field goals to tie a career-high and 2-for-2 on PATs. Also had seven touchbacks...At Arizona, Oct. 20, went a perfect 2-of-2 on field goals and 4-for-4 on PATs for ten points...Vs. Las Vegas, Oct. 30, made 1-of-2 field goal attempts and all three PAT attempts...Vs. Baltimore, Nov. 7, made both field goal attempts and only PAT attempt...At Pittsburgh, Nov. 13, made 44-yard field goal attempt and only PAT attempt and also had 2-of-3 kickoffs sail into the end zone for touchbacks...Vs. L.A. Rams, Nov. 20, made 2-of-2 field goal attempts and all three PATs for nine points and had five touchbacks...At Tampa Bay, Dec. 5, made 3-of-3 field goals, his only PAT attempt and had four touchbacks. 16th career game with three or more field goals...Vs. Atlanta, Dec. 18, finished a perfect 3-for-3 on PATs and had three touchbacks...At Cleveland, Dec. 24, made a 23-yard field goal attempt and both PAT attempts to move into second place in club records in scoring...At Philadelphia, 1/1/23, made both field goal attempts, including a 54-yard kick, both PAT attempts and also had four touchbacks...Vs. Carolina, 1/8/23, missed a 44-yard field goal attempt, had a 55-yard attempt blocked and made only PAT attempt.

**2021** – Spent entire campaign on Injured Reserve (core muscle surgery). **2020** – Made 23-of-28 field goal attempts, a career-high 57-of-58 PATs, tied for second-best in NFL and franchise history and recorded 71 touchbacks...Vs. Tampa Bay, Sept. 13, converted both of his attempts, making field goals of 29 and 21 yards and going four-for-four on extra point attempts. Lutz also recorded six touchbacks off kickoffs, reaching 251 for his career...At Las Vegas, Sept. 21, converted a 31-yard field goal attempt, 3-of-3 PAT attempts for six total points and had three touchbacks... Vs. Green Bay, Sept. 27, converted 3-for-3 field goal attempts, converting on attempts of 45, 35, and 34 yards. With 125 career field goals, surpassed Doug Brien (123) for third in club record books...At Detroit, Oct. 4, converted all five of his extra point attempts and had 4 touchbacks...Vs. L.A. Chargers, Oct. 12, converted 3-of-3 field goal attempts, including a third quarter 53-yard kick and a 36-yard kick in overtime. Converted all three PAT attempts and had three touchbacks. Named NFC Special Teams Player of the Week...Vs. Carolina, Oct. 25, converted 2-of-2 field goal attempts, including a fourth quarter 43-yarder to put New Orleans ahead 27-24, made all three PAT attempts and 4-of-6 kickoffs sail into the end zone for touchbacks. At Chicago, Nov. 1, converted 4-of-5 field goal attempts, including the game winning 35-yarder in overtime to give the Saints the 26-23 win, made both PAT attempts and had two-of-four kickoffs sail into the back of the end zone for touchbacks...At Tampa Bay, Nov. 8, converted a 36-yard field goal and 5-of-5 PAT attempts and had 5-of-7 kickoffs sail into the back of the end zone for touchbacks...Vs. San Francisco, Nov. 15, converted 2-of-2 field goals from 32 and 40 yards and made all three PAT



attempts. Also had 5-of-6 kickoffs sail into the back of the end zone for touchbacks... Vs. Atlanta, Nov. 22, converted 1-of-2 field goals from 22 yards and made all three PAT attempts. Had 4-of-5 kickoffs sail into the back of the end zone for touchbacks... At Denver, Nov. 29, converted a 40-yard field goal and made all four PAT attempts. Also had 5-of-5 kickoffs sail into the back of the end zone for touchbacks...At Atlanta, Dec. 6, converted all three PAT attempts and had 4-of-4 kickoffs sail into the back of the end zone for touchbacks...At Philadelphia, Dec. 13, converted all three PAT attempts and had 3-of-3 kickoffs sail into the back of the end zone for touchbacks... Vs. Kansas City, Dec. 20, converted all four PATs and also had 5-of-5 kickoffs sail into the back of the end zone for touchbacks...Vs. Minnesota, Dec. 25, made only field goal attempt, a 30-yarder to put the Saints up ten points early in second quarter. Also converted seven-of-seven PATs and also had all nine kickoffs sail into the back of the end zone for touchbacks...At Carolina, 1/3/21, converted both of his field goal attempts, connecting from 33-yards and 48-yards. Lutz finished his fifth NFL season 23-of-28 on field goal tries. Lutz's miss on the Saints' first extra point attempt of the game was his first miss on an extra point on the season...In NFC Wild Card Playoff, vs. Chicago, 1/10/21, converted all three of his PATs, setting a new club record with 16 postseason extra point conversions, surpassing Hartley (15, 2009-11) in club records. Also drilled 2-of-4 kickoffs into the end zone for touchbacks...In NFC Divisional Playoff, vs. Tampa Bay, 1/17/21, converted on field goal attempts of 23 and 42 yards and made both of his extra point attempts, marking the third career postseason game he was perfect on field goal and PATs. **2019** – Made 32-of-36 field goal attempts, setting a club record for field goals, 48-of-49 PAT attempts and recorded career-high 74 touchbacks...Ranked second in NFL in scoring, PATs and touchbacks and third in field goals...In regular season opener vs. Houston, converted a 58-yard field goal on final play to win the game. 58-yarder was the longest of Lutz's career to that point. Overall, made 2-of-3 field goal attempts, converted all three PAT attempts and had 5-of-5 kickoffs sail into the end zone for touchbacks...Vs. Los Angeles Rams, drilled 3-of-3 field goals, including a 52-yard kick and had 4-of-4 kickoffs sail into end zone for touchbacks...Vs. Dallas, Sept. 29, converted 4-of-4 field goals in 12-10 Sunday Night Football win and had all four kickoffs sail into end zone for touchbacks, tying career-high for field goals...Vs. Tampa Bay, Oct. 6, converted a 29-yard FG, all 3 PATs and 4-of-6 kickoffs for touchbacks...At Jacksonville, Oct. 13, Converted both FG attempts, his only PAT and had all four kickoffs sail into the end zone for touchbacks...Set NFL record for consecutive field goals on the road (35), surpassing Rian Lindell at Chicago, Oct. 20...Converted 3-of-3 field goal attempts, and had all 3 kickoffs sail into end zone for touchbacks, vs. Atlanta, Nov. 10...2-of-2 on field goals and 4-of-4 on PATs for ten points at Tampa Bay, Nov. 17...Converted game-winning 33-yard field goal as time expired, finishing two-of-two on field goal attempts and 4-of-4 on PATs as he became fourth Saint to reach 500 points vs. Carolina, Nov. 24...Finished 4-of-4 on field goals and added two PATs to produce 14 points on Thanksgiving night at Atlanta, Nov. 28, as he improved to 18-of-18 versus the Falcons...Converted 47-yard field goal attempt at Tennessee, Dec. 22 to set club single-season record for kicks (32)...Made 6-of-6 PATs and had 6-of-7 kickoffs sail into the end zone for touchbacks in the regular season finale at Carolina, Dec. 29, finishing season with 17 consecutive field goals and 144 points...Converted 2-of-3 field goal attempts, including a 49-yarder to send game to overtime in NFC Divisional Playoff loss vs. Minnesota, 1/5/20. **2018** – Made 28-of-30 field goal attempts, including a club-record 26 straight, 52-of-53 PAT attempts and recorded 64 touchbacks, adding three special teams tackles. Ranked second in NFL in scoring with 134 points and PATs (52), third in field goal percentage (career-high 93.3) and

## VETERANS

recorded 64 touchbacks, adding three special teams tackles. Named September NFC Special Teams Player of the Month, when he made 10-of-11 field goals...Vs. Tampa Bay, Sept. 9, made a 36-yard field goal and converted all 3 PATs...Vs. Cleveland, Sept. 16, drilled 44-yard game-winner with 21 seconds left, converted his only PAT attempt...At Atlanta, Sept. 23, made 3-of-3 field goals and 4-of-4 PAT attempts...At N.Y. Giants, Sept. 30, made 4-of-4 second quarter field goals, tying an NFL record and all 3 PATs for a career-high 15 points...Vs. Washington, Oct. 8, made a 44-yard field goal, 4-of-5 PATs and had 6-of-8 kickoffs sail into the end zone for touchbacks... At Baltimore, Oct. 21, made 39-yard field goal attempt and 3-of-3 PATs...At Minnesota, Oct. 28, made 3-of-3 field goals, 3-of-3 PATs and had 5-of-7 kickoffs sail into end zone for touchbacks...Vs. L.A. Rams, Nov. 4, converted a season-long 54-yard field goal attempt, 6-of-6 PATs and five touchbacks...At Cincinnati, Nov. 11, converted 3-of-3 FG attempts and 6-for-6 on PATs. Tied a career-high with 15 points. Recorded a special teams tackle...Vs. Philadelphia, Nov. 18, converted both field goals and all six PATs, becoming the first Saints K since John Carney (2002-04) to record 100 points in three straight seasons. Recorded a special teams tackle...Vs. Atlanta, Nov. 22, nailed a 22-yard field goal, his only attempt, converted all four PATs and recorded a special teams stop...At Dallas Nov. 29, nailed a 33-yard field goal, his only PAT attempt, and had all three kickoffs sail into the end zone for touchbacks...At Tampa Bay, Dec. 9, made both field goals and both PATs...At Carolina, Dec. 17, made both field goals and had 3-of-4 kickoffs sail into the back of the end zone for touchbacks...Vs. Pittsburgh, Dec. 23, made 1-of-2 field goals and converted all four PATs. Made 26 consecutive field goals before his second attempt was blocked, moving past Andersen (11/1/92-9/12/93) for the longest streak of consecutive field goals in club history...Vs. Carolina, Dec. 30, made both PATs and had all six kickoffs sail into the end zone for touchbacks. Streak of consecutive games with at least one field goal ended at 36, the second-longest streak in NFL history...In the NFC Divisional playoff game vs. Philadelphia, 1/13/19, connected on a 45-yard field goal attempts with 11 seconds remaining in the first half and nailed another 39-yard field goal in the fourth quarter. Finished game 2-of-3 from field goal range and 2-of-2 on PATs...In the NFC Championship game vs. L.A. Rams, 1/20/19, connected 3-of-3 field goals, both PAT attempts and had 5-of-6 kickoffs sail into the end zone for touchbacks. Moved into second place in team history with 32 postseason points, surpassing Andersen with playoff career-high 11 points. **2017** – Converted 31-of-36 field goal attempts (86.1 %) and 47-of-50 PATs for 140 points in 16 regular season games. 31 field goals tied the team record shared by Andersen (1985) and Carney (2002), since broken with his 32 kicks in 2019. In making first four field goals of 2017, had a streak of 20 consecutive field goals made until a miss vs. New England, Sept. 17, dating back to 2016 that was then tied for the second most consecutive field goal attempts in team history...Made 4-of-4 field goals at Minnesota, Sept. 11...Made a 41-yard field goal, tied a career-high with 7-of-7 PATs and had six touchbacks vs. Detroit, Oct. 15...Made 2-of-2 on field goals at Green Bay, Oct. 22...Made 2-of-2 field goals, both PATs, had 4-of-5 kickoffs sail into the end zone for touchbacks and on one that didn't, tackled RB Tarik Cohen at the Bears 42-yard line vs. Chicago, Oct. 29...Made 2-of-2 field goal attempts, 5-of-6 PATs and had 8-of-9 kickoffs sail into the end zone, six for touchbacks at Buffalo, Nov. 12...Converted 4-of-4 field goal attempts, including the game-winning 28-yard kick in overtime, as part of a career-high 14 points after drilling both PATs and had all seven of his kickoffs sail into the end zone for touchbacks vs. Washington, Nov. 19...Went 2-of-2 on both field goals and PATs to reach 100 points, becoming the first Saint to accomplish feat in consecutive seasons since Hartley from 2012-13 and pushed career field goal total





to 52, tying Charlie Durkee for fifth all-time at L.A. Rams, Nov. 26...Surpassed Durkee the following week with a 31-yard field goal vs. Carolina, Dec. 3...Converted a 34-yard field goal attempt at Atlanta, Dec. 7...Converted 23-yard field goal attempt vs. N.Y. Jets, Dec. 17...Converted all four field goal attempts vs. Atlanta, Dec. 24...At Tampa Bay, Dec. 31, with a 48-yard kick, tied club record for field goals with Andersen and Carney and finished season with 140 points, then second-highest in club history...In NFC Wild Card Playoff vs. Carolina, 1/7/18, drilled a Saints postseason-long 57-yard field goal...In NFC Divisional Playoff vs. Minnesota, 1/14/18, drilled a 43-yard field goal with 25 seconds left to give New Orleans a 24-23 lead. **2016** – Signed at the conclusion of the preseason after initially signing with Baltimore as a rookie free agent and proceeded to have the most field goals (28) and points (133) by a New Orleans rookie kicker...Made 28-of-34 field goals (82.4 %), including making his last 14 attempts and was 49-of-50 on PATs...In regular season debut at Oakland, Sept. 11, made two field goal attempts and converted all four PAT attempts, narrowly missing a 61-yard attempt as time expired in 35-34 loss...Vs. Atlanta, Sept. 26, his 57-yard field goal was the longest by a Saints rookie. Also converted 3-of-3 PATs...In fourth quarter come-from-behind win at San Diego, Oct. 2, drilled all five PATs and had 4-of-6 kickoffs sail into the end zone for touchbacks...Vs. Carolina, Oct. 16, Drilled 2-of-3 field goals, including a 52-yard game winner with 11 seconds left, the first of his career, and all five PATs and had 5-of-8 kickoffs sail into the end zone for touchbacks. It was the longest game-winner by a Saint since Andersen's 53-yard kick at Cleveland on October 28, 1984 as time expired for a 16-14 win, as Lutz was named the NFC Special Teams Player of the Week...Vs. Seattle, Oct. 30, drilled all four FGAs and his only PAT for 13 points and made a special teams tackle as he was named NFC Special Teams Player of the Week for the second time in three weeks, joining Reggie Bush (2006) and Thomas Morstead (2009) as only the third Saints rookie to earn the honor twice...Made all seven PATs, setting career-highs for attempts and conversions vs. L.A. Rams, Nov. 27...Drilled both field goals and all six PATs at Arizona, Dec. 18...Made all three field goals, both PATs and drilled 4-of-6 kickoffs through end zone for touchbacks vs. Tampa Bay, Dec. 24.

**COLLEGE** – Played in 47 games (most in school history) for Georgia State, serving primarily as team's placekicker, adding punting duties as senior...Program's career leader in field goals (31), PATs (120) and points (213) and owns school's top punting average (42.8 avg.)...Finished career 31-of-46 on field goals (67.4 percent), with eight of his misses coming from beyond 48 yards...23-of-27 (85.2 percent) from inside the 40-yard line...Second-team All-Sun Belt at punter and nominated for the Ray Guy Award (nation's top punter) in 2015...Finished 7-of-8 on field goals and converted all 35 PATs in 2014, adding punting duties halfway through season...Kicked game-winning 26-yard FG vs. Abilene Christian with 4 seconds left...8-of-12 on field goals in 2013. Converted school-record 53-yard FG at No. 1 Alabama...Was 4-of-7 on field goals and 18-of-18 on PATs as a true freshman...Graduated with a criminal justice degree.

**PERSONAL** – Prepped at Northgate (Newnan, Ga.) HS, where he was a two-time All-County selection by the Newnan Times-Herald...5-of-8 on field goals as a senior, helping the team to an 11-1 finish...All-County soccer selection...Success on the field during his Saints tenure has been matched by his commitment to the community through various charitable appearances...Participated in 2018 Saints Hall of Fame Golf Tournament in Biloxi, Miss...Played in the 2023 Saints Hall of Fame Golf Tournament at Chateau Country Club...Participated with teammates in

# VETERANS

2017 Saints/United Way Hometown Huddle Event at the Salvation Army of Greater New Orleans, showing children how to utilize fitness equipment that was installed... Regularly visits patients at Ochsner Medical Center, as well as the annual Christmas visit organized by former teammate Thomas Morstead in 2017 and 2018...Rode in the 2019 Bacchus Mardi Gras parade...In 2020, Lutz was selected as one of Georgia State University's most prominent alumni under 40 years old...Participated in the 2021 and 2023 Zurich Classic Celebrity Shootout for Charity and the tournament's 2021 Pro-Am...Conducted a cooking demonstration with a lucky fan at NOCCA on behalf of the team and Hello Fresh in January, 2022.

PLAYERS

## WIL LUTZ

### SCORING

Year	Team	GP	FG	FGA	Pct	Lg	Blk	XP	XPA	Pct	Blk	Points
2016	New Orleans	16	28	34	82.4	57	3	49	50	98.0	1	133
2017	New Orleans	16	31	36	86.1	53	0	47	50	98.0	0	140
2018	New Orleans	16	28	30	93.3	54	1	52	53	98.1	0	136
2019	New Orleans	16	32	36	88.9	58	0	48	49	98.0	0	144
2020	New Orleans	16	23	28	82.1	53	0	57	58	98.3	0	126
2022	New Orleans	17	23	31	74.2	60	2	33	33	100.0	0	102
<b>NFL Totals</b>		<b>80</b>	<b>165</b>	<b>195</b>	<b>84.6</b>	<b>60</b>	<b>6</b>	<b>286</b>	<b>293</b>	<b>97.6</b>	<b>1</b>	<b>781</b>

### FIELD GOALS

Year	Team	1-19	Pct	20-29	Pct	30-39	Pct	40-49	Pct	50+	Pct
2016	New Orleans	1/1	100.0	7/7	100.0	9/11	81.8	8/8	100.0	3/7	42.9
2017	New Orleans	0/0	-	10/10	100.0	4/5	80.0	13/16	81.3	4/5	80.0
2018	New Orleans	1/1	100.0	5/5	100.0	9/9	100.0	11/12	91.7	2/3	66.7
2019	New Orleans	1/1	100.0	9/9	100.0	6/6	100.0	13/15	86.7	3/5	60.0
2020	New Orleans	0/0	-	5/6	83.3	10/10	100.0	7/9	77.8	1/3	33.3
2022	New Orleans	0/0	-	6/6	100.0	9/11	81.8	4/8	50.0	4/6	66.7
<b>NFL Totals</b>		<b>3/3</b>	<b>100.0</b>	<b>42/43</b>	<b>97.7</b>	<b>47/52</b>	<b>90.4</b>	<b>56/68</b>	<b>82.4</b>	<b>17/29</b>	<b>58.6</b>

**ADDITIONAL STATISTICS:** Special Teams Tackles — (2016, 1); (2017, 3); (2018, 3) **Total: 7**; Kickoff Touchbacks — (2016, 49); (2017, 58); (2018, 64); (2019, 74); (2020, 71); (2022, 48) **Total: 363**; Rushing — (2017, one four-yard carry) **Total: One four-yard carry.**

**CAREER HIGHS:** Field Goals Made — 4 (6x), last vs. Cincinnati (10/16/22); Field Goal Attempts — 5, at Chicago (11/1/20); Longest Field Goal — 60, vs. Minnesota (London-10/2/22); Longest Field Goal Attempt — 61 (2x), vs. Oakland (9/11/16) and vs. Minnesota (London-10/2/22); PAT Made — 7 (3x), last vs. Minnesota (12/25/20); PAT Attempted — 7 (3x), last vs. Minnesota (12/25/20); Points — 15 (2x), last at Cincinnati (11/11/18); Consecutive FG Made — 26, (9/16-12/23/18); Kickoff Touchbacks — 9, vs. Minnesota (12/25/20).

### POSTSEASON

#### SCORING

Year	Team	GP	FG	FGA	Pct	Lg	Blk	XP	XPA	Pct	Blk	Points
2017	New Orleans	2	2	3	66.7	57	0	7	7	100.0	0	13
2018	New Orleans	2	5	6	83.3	45	0	4	4	100.0	0	19
2019	New Orleans	1	2	3	66.7	49	0	2	2	100.0	0	8
2020	New Orleans	2	2	3	66.7	42	0	5	5	100.0	0	11
<b>NFL Totals</b>		<b>7</b>	<b>11</b>	<b>15</b>	<b>73.3</b>	<b>57</b>	<b>0</b>	<b>18</b>	<b>18</b>	<b>100.0</b>	<b>0</b>	<b>51</b>

#### FIELD GOALS

Year	Team	1-19	Pct	20-29	Pct	30-39	Pct	40-49	Pct	50+	Pct
2017	New Orleans	0/0	-	0/0	-	0/0	-	1/1	100.0	1/2	50.0
2018	New Orleans	0/0	-	1/1	100.0	3/3	100.0	1/1	100.0	0/1	0.0
2019	New Orleans	0/0	-	1/1	100.0	0/0	-	1/2	50.0	0/0	-
2020	New Orleans	0/0	-	1/1	100.0	0/0	-	1/1	100.0	0/1	0.0
<b>NFL Totals</b>		<b>0/0</b>	<b>-</b>	<b>3/3</b>	<b>100.0</b>	<b>3/3</b>	<b>100.0</b>	<b>4/5</b>	<b>80.0</b>	<b>1/4</b>	<b>25.0</b>

**ADDITIONAL POSTSEASON STATISTICS:** Kickoff Touchbacks — (2017, 11); (2018, 9); (2019, 5); (2020, 7) **Total: 32.**

# VETERANS

## WIL LUTZ

**CAREER HIGHS:** Field Goals Made — 3, vs. Los Angeles Rams (1/20/19); Field Goal Attempts — 3 (2x), last vs. Los Angeles Rams (1/20/19); Longest Field Goal — 57, vs. Carolina (1/7/18); Longest Field Goal Attempt — 57, vs. Carolina (1/7/18); PAT Made — 4, vs. Carolina (1/7/18); PAT Attempted — 4, vs. Carolina (1/7/18); Points — 14, vs. Los Angeles Rams (1/20/19); Kickoff Touchbacks — 6, vs. Carolina (1/7/18).



PLAYERS



## KODA MARTIN

60  
OL

HEIGHT: 6-6 • WEIGHT: 304

COLLEGE: SYRACUSE

JOINED SAINTS: FA-23

NFL EXPERIENCE: 2

BORN: 8/21/95

**NFL CAREER** – Martin played both tackle positions at Texas A&M and Syracuse collegiately from 2015-18. After signing with the Chargers as a rookie free agent in 2019, the Manvel, Texas native played in two games for the Arizona Cardinals in 2021, spending the bulk of the last three seasons on their practice squad. Martin will compete in the offseason and in training camp along the offensive line for a roster spot.

**CAREER TRANSACTIONS** – Signed by New Orleans Saints to a reserve/future contract, 1/11/23; Practice squad contract terminated by Arizona, 1/3/23; Re-signed to Arizona practice squad, 11/9/22; Practice squad contract terminated by Arizona, 11/5/22; Signed to Arizona practice squad, 9/13/22; Waived by Arizona, 8/29/22; Signed a future contract with Arizona for the 2022 season, 1/19/22; Re-signed to Arizona practice squad, 11/9/21; Released from Arizona practice squad, 11/2/21; Signed to the Cardinals practice squad, 10/6/21; Released by Cardinals, 10/4/21; Signed to the Cardinals active roster from the team's practice squad, 9/25/21; Signed to the Cardinals practice squad, 9/1/21; Released by Cardinals, 8/31/21; Signed a future contract with the Cardinals, 1/5/21; Signed to the Cardinals practice squad, 9/6/20; Released by Cardinals, 9/5/20; Signed a one-year contract with the Cardinals, 8/4/20; Placed on Injured Reserve by the Chargers, 7/1/19; Waived/Injured by the Chargers, 6/28/19; Signed by the Los Angeles Chargers as a rookie free agent, 5/10/19.

**2022** – Spent bulk of season on Arizona practice squad. **2021** – Appeared in his first two career games for Cardinals...Made his NFL debut at Jacksonville, Sept. 26 as part of an offensive line that did not allow a sack on 20 pass attempts in the second half...Saw action at Los Angeles Rams, Oct. 3. **2020** – Spent the bulk of the season on the Cardinals practice squad. **2019** – After signing with the Chargers following the NFL Draft, spent the season on Injured Reserve.

# VETERANS



PLAYERS

**COLLEGE** – Played final college season at Syracuse in 2018 as a graduate transfer from Texas A&M after playing three seasons (2015-17) with the Aggies... Appeared in 47 career games with 29 starts...In his lone season with the Orange, started all 13 games at RT and played a team-high 1,111 total snaps, earning third-team All-Atlantic Coast Conference honors...Blocked for an offense that ranked 11th in the nation in scoring (40.2 ppg.)...As a junior at Texas A&M in 2017, played in 13 games with 12 starts at LT, blocking for an offense that posted 406.8 yards per game, as a teammate on the Aggies offensive line with Saints C Erik McCoy... Played all 13 games in 2016 with the Aggies, starting three as a tackle and one at TE...Redshirted as a freshman in 2014...Earned a degree in Sports Conditioning from Texas A&M and studied Instructional Design, Development and Evaluation at Syracuse.

**PERSONAL** – Two-time all-district selection and twice a member of the *Houston Chronicle* All-Greater Houston Team at Manvel (Texas) HS...Earned second-team Class 5A All-State honors as a senior after posting 72 tackles, 9.0 sacks, seven forced fumbles and 12 tackles for loss at DE...As a junior, earned All-District honors on defense and offense and was recognized as a second-team All-State selection on defense...Lettered three years in football, two in power-lifting and three in track & field...Married his wife, Jazzmin in 2017; Jazzmin was an All-American volleyball player at Texas A&M and is the daughter of Syracuse head football coach Dino Babers...Father, Kirk, is a senior analyst for the Syracuse football program and played tight end at UTEP...Mother, Caren, played volleyball at UTEP... Younger brother, Kason plays QB at Eastern New Mexico and his adopted brother, London Harris, played LB at Texas State...Sister, Cory Jo, played volleyball at Mary Hardin-Baylor.

## KODA MARTIN

Games Played/Started: Arizona — (2019, 2/0) NFL Totals: 2/0



**TYRANN  
MATHIEU**

**32  
S**

**HEIGHT: 5-9 • WEIGHT: 190**  
**COLLEGE: LSU**  
**JOINED SAINTS: FA-22**  
**NFL EXPERIENCE: 11**  
**BORN: 5/13/92**

**NFL CAREER** – This versatile, hard-hitting, playmaking safety and New Orleans native returned home, signing with the Black and Gold after the 2022 NFL Draft and brought extensive experience to the Saints secondary. Mathieu was originally selected by the Arizona Cardinals in the third round (69th overall) in the 2013 NFL Draft out of LSU and has played for the Cardinals (2013-17), Houston Texans (2018), Kansas City Chiefs (2019-21) and Saints (2022-). In ten NFL seasons, he has played in 146 regular season games with 137 starts and has posted career totals of 697



tackles (584 solo), 44 stops for loss, 11 sacks for a loss of 78 yards, 29 interceptions for 379 return yards, three brought back for touchdowns, 90 passes defensed, five forced fumbles, seven fumble recoveries and five special teams stops. Mathieu has been selected to three Pro Bowls, three *Associated Press* All-Pro teams and the Pro Football Hall of Fame's 2010's All-Decade Team.

**CAREER TRANSACTIONS** – Signed by New Orleans to a three-year contract, 5/4/21; Reinstated by Kansas City from Reserve/COVID-19, 9/11/21; Placed on Reserve/COVID-19 by Kansas City, 9/1/21; Signed by Kansas City Chiefs to a three-year contract (UFA-HOU), 3/14/19; Signed by Houston Texans to a one-year contract, 3/16/18; Released by Arizona, 3/14/18; Placed by Arizona on Reserve/Injured 12/23/16; Signed by Arizona to a five-year contract extension, 8/2/16; Placed by Arizona on Reserve/Injured, 12/22/15; Placed by Arizona on Reserve/Injured, 12/10/13; Signed to a four-year contract by Arizona, 5/23/13; Selected by the Arizona Cardinals in the third round (69th overall) of the 2013 NFL Draft.

**HONORS – 2021:** Chiefs Man of the Year (team nominee for NFL Walter Payton Man of the Year award); Pro Bowl; 2020: First-team All-Pro (*Associated Press* and *The Sporting News*); Pro Bowl; PFWA All-NFL; **2019:** AP All-Pro (first-team as a defensive back and second-team as a safety); AFC Defensive Player of the Month (December) 2010s NFL All-Decade Team (Pro Football Hall of Fame Selectors); **2015:** NFC Defensive Player of the Week (Week Three); NFC Defensive Player of the Month (November); Pro Bowl; PFWA All-NFL; AP All-Pro (first-team); **2013:** PFWA All-Rookie; ProFootballFocus.com first-team All-Pro (slot cornerback); October NFL Defensive Rookie of the Month.

**2022** – Started all 17 games at safety in his first season with the Saints, tallying a career-high 91 tackles (team-leading 64 solo), a sack, three tackles for loss, one QB hit, eight passes defensed, a forced fumble, a fumble recovery and a team-high three interceptions for the NFL's fifth-ranked defense, second against the pass...In opening win at Atlanta, Sept. 11, started in Saints debut and tallied seven tackles (five solo) and a fumble recovery...Vs. Tampa Bay, Sept. 18, recorded three solo tackles...At Carolina, Sept. 25, tallied four tackles (two solo)...Vs. Minnesota (London), Oct. 2, posted seven tackles (four solo), one pass defensed and one interception, his first pick as a member of the Saints...Vs. Seattle, Oct. 9, recorded five tackles (four solo)... vs. Las Vegas, Oct. 30, posted four tackles (three solo), his first interception as a Saint in the Caesars Superdome and two passes defensed as New Orleans held Las Vegas scoreless in 24-0 shutout, where the Saints surrendered only 145 net passing yards...Vs. L.A. Rams, Nov. 20, registered six tackles (four solo) and a pass defense as New Orleans surrendered only 188 net yards passing...At Tampa Bay, Dec. 5, recorded five solo tackles and one pass defensed...Vs. Atlanta, Dec. 18, recorded six solo tackles with two pass defenses and a sack, his first takedown of season as New Orleans surrendered only 89 net yards passing...At Cleveland, Dec. 24, posted game-high 11 tackles (six solo), including a stop for loss, as New Orleans surrendered 20 or fewer points for seventh consecutive game...Vs. Carolina, 1/8/23, registered eight tackles (four solo), a 41-yard interception return, one pass defense and a forced fumble as New Orleans surrendered only 32 net passing yards, the sixth-lowest total by a Saints opponent all-time and QB Sam Darnold managed only a 2.8



# VETERANS



## 2022 GAME BY GAME

Date	Opp.	GP	ST	SOLO	AST	TOT	SACK / YDS	INT / YDS	PD	FF	FR
9/11	@ATL	X	X	5	2	7	0 0	0 0	0	0	1
9/18	TB	X	X	3	0	3	0 0	0 0	0	0	0
9/25	@CAR	X	X	2	2	4	0 0	0 0	0	0	0
10/2	MIN	X	X	4	3	7	0 0	1 3	1	0	0
10/9	SEA	X	X	4	1	5	0 0	0 0	0	0	0
10/16	CIN	X	X	2	1	3	0 0	0 0	0	0	0
10/20	@ARI	X	X	3	2	5	0 0	0 0	0	0	0
10/30	LV	X	X	3	1	4	0 0	1 0	2	0	0
11/7	BAL	X	X	3	2	5	0 0	0 0	0	0	0
11/13	@PIT	X	X	5	2	7	0 0	0 0	0	0	0
11/20	LAR	X	X	4	2	6	0 0	0 0	1	0	0
11/27	@SF	X	X	3	0	3	0 0	0 0	0	0	0
12/5	@TB	X	X	5	0	5	0 0	0 0	1	0	0
12/18	ATL	X	X	6	0	6	1 0	0 0	2	0	0
12/24	@CLE	X	X	6	5	11	0 0	0 0	0	0	0
1/1	@PHI	X	X	2	0	2	0 0	0 0	0	0	0
1/8	CAR	X	X	4	4	8	0 0	1 41	1	1	0
<b>2022 Season</b>		<b>17</b>	<b>17</b>	<b>64</b>	<b>27</b>	<b>91</b>	<b>1 0</b>	<b>3 44</b>	<b>8</b>	<b>1</b>	<b>1</b>

passer rating, the lowest an opposing quarterback (min. ten att.) had against the Saints all-time. **2021** – Started the last 16 regular season games in his final season for Chiefs and recorded 76 tackles (60 solo), a sack, three interception returns for 56 yards, including a 34-yard runback for a touchdown, six passes defended and three fumble recoveries, tied for first in NFL. Started all three postseason contests and recorded six tackles (five solo). Selected to third Pro Bowl...After being inactive for season opener (COVID-19 protocols), returned to lineup at Baltimore, Sept. 19, and posted six solo tackles and two interception returns for 50 yards, including a 34-yard runback for a TD and three passes defended...Posted six tackles (five solo) and one sack for a 11-yard loss vs. Green Bay, Nov. 7...Made four solo tackles and recovered one fumble and returned it 14 yards at Las Vegas, Nov. 14...Posted season-high nine tackles (seven solo) vs. Denver, Dec. 5...Recorded five solo tackles, picked off a pass he returned six yards, recovered a fumble and added a pass defense vs. Las Vegas, Dec. 12...Recovered one fumble and posted two solo tackles vs. Pittsburgh, Dec. 26.

**2020** – Started all 15 regular season games he played in for Kansas City and recorded 62 tackles (48 solo), six interceptions for 70 yards with a 25-yard return for a touchdown, nine passes defended and one fumble recovery as he was voted first-team *Associated Press* All-Pro. Led National Football League safeties in picks. Started all three postseason contests and made 16 tackles (13 solo), a 17-yard interception return and a pass defense...In regular season opener vs. Houston, Sept. 10, posted a season-high eight tackles (season-high six solo)...At L.A. Chargers, Sept. 20, finished with five tackles (four solo) and one pass defense...Vs. New England, Oct. 5, recorded four solo tackles and returned an interception 25 yards for a touchdown in the fourth quarter to seal a 26-10 win...At Denver, Oct. 25, posted five solo tackles, returned a pick 18 yards and recovered a fumble...At Tampa Bay, Nov. 29, recorded five tackles (four solo), a 22-yard interception return and a pass defense...Vs. Denver, Dec. 6, recorded seven tackles (four solo) and picked off two passes...At Miami, Dec. 13, posted two solo tackles, one interception and two passes defended...In the AFC Divisional Playoff victory over Cleveland, 1/17/21, posted seven tackles (five solo) and returned an interception 17 yards.

**2019** – Started all 16 regular season games in his first season in Kansas City and posted 75 tackles (63 solo), two sacks, four interceptions returns for 70 yards and 12 passes defended, as he was voted as



an *Associated Press* All-Pro (first-team as a defensive back and second-team as a safety). In three postseason starts, posted 18 tackles (13 solo), one stop for loss and three passes defended for the Super Bowl LIV champions...At Baltimore, Sept. 22, posted four tackles (two solo) and three passes defended to tie a career-high...At Detroit, Sept. 29, posted six tackles (five solo) and one sack...Vs. Indianapolis, Oct. 6, finished with four solo tackles and returned an interception 30 yards...Vs. Houston, Oct. 13, finished with season-high ten solo tackles and a pass defense...At L.A. Chargers, Nov. 18, posted eight tackles (four solo), a 35-yard interception return and a pass defense...Vs. Oakland, Dec. 1, made one solo tackle, one interception and one pass defense...In the regular season finale vs. L.A. Chargers, Dec. 29, finished with seven solo tackles, one interception and two passes defended. Named December AFC Defensive Player of the Month, when he tallied 25 tackles, six passes defended, two interceptions and a sack through five contests, helping the Chiefs hold the opposition to the fewest points in the National Football League during that span and tally a 5-0 record...Recorded three solo tackles and two passes defended in Divisional Playoff win over Houston, 1/12/20...Finished with nine tackles (six solo), a stop for loss and a pass defense in AFC Championship win over Tennessee, 1/19/20.

**2018** - Matched his career-high with 89 total tackles (70 solo), a career-high 3.0 sacks, two interceptions, eight passes defended, four quarterback hits, five stops for loss and one fumble recovery with the Houston Texans. In Wild Card Playoff loss vs. Indianapolis, 1/5/19, posted eight solo tackles...In Texans debut in season opener at New England, Sept. 9, posted five tackles (three solo), one interception, one pass defense and one fumble recovery...At Jacksonville, Oct. 21, finished with five tackles, (four solo), one sack, one interception and a pass defense...Vs. Miami, Oct. 25, finished with seven tackles (six solo) and a sack...At Washington, Nov. 18, posted nine tackles (eight solo) and a sack.

**2017** - In final season in Arizona, started all 16 games and finished with 74 tackles (66 solo), one sack, two interceptions, seven passes defended, one fumble recovery and four coverage stops...At Indianapolis, Sept. 17, finished with three solo tackles, a 15-yard interception return and two passes defended...Vs. San Francisco, Oct. 1, had season-high 11 solo tackles, a sack and two special teams stops in 18-15 win...At San Francisco, Nov. 5, had three solo tackles and a forced fumble in 20-10 win...Vs. Jacksonville, Nov. 26, finished with four solo tackles, an interception and three passes defended.

**2016** - Started ten games for Arizona Cardinals and posted 35 tackles (33 solo), one sack, one interception for nine yards in total returns, four passes defended and one forced fumble, before being placed on Reserve/Injured in Week 17 (shoulder)...Vs. New England, Sept. 11, recorded seven solo tackles, including one stop for loss...Recorded two solo tackles vs. Tampa Bay, Sept. 18...At Buffalo, Sept. 25, had four solo tackles and one forced fumble...Recorded six solo tackles, one interception and two passes defended vs. N.Y. Jets, Oct. 17...Vs. San Francisco, Nov. 13 and at Minnesota, inactive (ankle)...Returned to action and recorded two solo tackles, one sack, five interception return yards and one pass defense, at Carolina, Nov. 27...After missing two games (shoulder), returned to action vs. New Orleans, Dec. 11 and recorded six tackles (five solo).

**2015** - Started the first 14 games for the Cardinals before suffering season-ending right knee injury...Tied for team lead with five interceptions, one returned 33 yards for a touchdown and led Cardinals with 16 passes defended...Ranked third on team with 89 tackles (career-high 80 solo). Also had 11 tackles for loss, a sack, a forced fumble, three QB pressures and a QB hit...A Pro Bowler for first time. Earned first-team AP



All-Pro and PFWA All-NFL...Named the November NFC Defensive Player of the Month...Registered a team-leading eight solo tackles vs. New Orleans, Sept. 13. Also had a career-best three passes defended and one stop for loss...Recorded career-high two interceptions and his first NFL TD vs. San Francisco, Sept. 27; picked off Colin Kaepernick on 49ers second possession of the game and returned it 33 yards for a TD; then intercepted Kaepernick in the second quarter and his 17-yard return helped set up a field goal before halftime. Added five solo tackles, including one for loss, and had a team-leading two passes defended. Named NFC Defensive Player of the Week for first time in career...Forced a third quarter fumble and totaled six solo tackles and a pass defense vs. Rams, Oct. 4...Posted seven solo tackles, tied for team lead with three stops for loss vs. Baltimore, Oct. 26. Also had a fourth quarter nine-yard sack of Joe Flacco to force a punt; broke up a potential second quarter TD pass to Chris Givens...Intercepted Russell Wilson in third quarter and returned it 24 yards to help set up a field goal at Seattle, Nov. 15. Also had six tackles and a team-high three passes defended...Collected fourth interception of the year when he picked off Blaine Gabbert in first quarter at San Francisco, Nov. 29. Also led team with career-high 13 tackles, including one for loss, and had two pass defenses...Posted a team-high 11 tackles, including one stop for loss vs. Minnesota, Dec. 10. Also had a pass defended and two QB pressures...Picked off a fourth quarter Sam Bradford pass and also had five tackles and a pass defense at Philadelphia, Dec. 20. Suffered season-ending right knee injury in fourth quarter on pick. **2014** – Returned to action after 2013 season-ending knee injury to play in 13 games with six starts and collected 39 tackles (36 solo), two stops for loss, an interception, a fumble recovery and five passes defended...Inactive (knee) for opener vs. San Diego, Sept. 8...Recorded six solo tackles in just 15 defensive snaps vs. San Francisco, Sept. 21...Made first start of season and collected four tackles, one pass defense, one fumble recovery and one QB hit vs. Washington, Oct. 12. Recovered Andre Roberts' fourth quarter fumble, the first of his career and his nine-yard return helped set up a field goal that gave Cardinals a 23-13 lead...Recorded four solo tackles and two passes defended vs. Philadelphia, Oct. 26. Saw increased action at nickel cornerback after Patrick Peterson left the game injured in second quarter...Picked off a Brandon Weeden pass intended for Jason Witten in the third quarter with the Cowboys in the red zone and the Cardinals holding a 14-10 lead at Dallas, Nov. 2. Also had five tackles and one pass defense...Had three tackles at Atlanta, Nov. 30. Left game in the first half with a thumb injury...Inactive for the next two games...Returned and notched five solo tackles vs. Seattle, Dec. 21...Recorded one tackle in Wild Card Playoff game loss at Carolina, 1/3/15. **2013** – Played in 13 games with 11 starts for Cardinals before suffering a season-ending knee injury and finished fifth on team with 63 tackles (57 solo), a sack, two interceptions, 15 passes defended and one forced fumble, making him one of three rookies in the National Football League to have at least two interceptions, one sack and one forced fumble. Also had four stops for loss, three QB pressures, a QB hit and a special teams tackle...Selected NFL Defensive Rookie of the Month for the month of October...Made NFL debut and forced a Jared Cook fumble in the first quarter at St. Louis Rams, Sept. 8. Chased Cook down inside the 10-yard line as he was going in for a score and knocked the ball loose for Karlos Dansby to recover in the end zone for a touchback; led the defensive backs with five unassisted tackles and added one pass defended...Made first career start vs. Detroit, Sept. 15, and sealed the victory for Arizona when he tackled Nate Burleson one yard short of a first





down on fourth-and-four on the Lions final possession of the game. Totaled six tackles, including one stop for loss, and had two passes defended...In his return to hometown, recorded his first career interception by picking off Drew Brees in the end zone during the third quarter at New Orleans, Sept. 22. Led DBs with a season-high eight solo tackles and added one pass defense...Started in place of the injured Rashad Johnson and collected five unassisted tackles and two QB pressures at Tampa Bay, Sept. 29...Started for the second straight game and notched first career sack, taking down Cam Newton in second quarter to force a punt vs. Carolina, Oct. 6. Helped the Cardinals total seven sacks in the game, the most by the team since recording eight sacks in 1987. Added five tackles, one pass defended and one QB hit...Led the DBs with six solo tackles, including two stops for loss, and added one pass defense at San Francisco, Oct. 13...Collected one of the Cardinals' four interceptions off of Matt Ryan vs. Atlanta, Oct. 27. Tied for team lead among defensive backs with seven tackles and added two passes defended...Led DBs with seven tackles and had a pass defended vs. Houston, Nov. 10...Led DBs with four solo tackles and added two passes defended vs. Indianapolis, Nov. 24...Had an unassisted tackle and a pass defended vs. St. Louis, Dec. 8, before leaving in the third quarter with a season-ending knee injury suffered returning a free kick following a safety.

**COLLEGE** – Appeared in 26 games (14 starts) at LSU and registered 133 tackles (93 solo) with 16 stops for loss, 16 passes defended, 11 forced fumbles, eight fumble recoveries, four interceptions, four sacks and two defensive touchdowns...His 11 forced fumbles are the most in program history by a wide margin and are tied for the most in SEC history...As sophomore, earned 2011 National Defensive Player of the Year, was a unanimous first-team All-American and a Bednarik Award recipient...Became the first defensive back to be invited to Heisman Trophy ceremony since Charles Woodson of Michigan in 1997...Finished fifth in 2011 Heisman Trophy voting with 327 points and 34 first place votes...Sports administration major.

**PERSONAL** – Standout CB at St. Augustine (New Orleans, La.) HS, where he recorded 32 tackles, five interceptions, a sack and a fumble recovery in 2009...Named to the *New Orleans Times-Picayune* 2010 Blue-Chip List, the *Baton Rouge Advocate* Super Dozen and the *Mobile Register* Super Southeast 120 and was a SuperPrep All-American...High school standout in baseball, basketball and track & field...Has been extremely active in every community where he has played, including his hometown...Chiefs 2021 team nominee for the Walter Payton Man of the Year award, he's hosted a youth football camp annually and upon joining the Saints, has used his foundation to facilitate giveaway events for back-to-school, Thanksgiving and Christmas in his hometown...Interacted with fans at 2023 Saints Draft Crawfish Cook-off, which benefited several Autism-related non-profits...In June, served as the keynote speaker for the Black Male Summit, sponsored by the state's UL educational system...For the NFL's "My Cause, My Cleats" promotion, wore specially designed cleats to support Son of a Saint and the Tyrann Mathieu Foundation...Made a \$1 million donation to LSU for the Football Operations Center nicknamed "Honey Badger" and established a scholarship...Name pronounced: TY-run MATH-you.

# VETERANS

## TYRANN MATHIEU

Year	Team	GP	GS	Tot	TACKLES			Yds	INTERCEPTIONS					FUMBLES		
					Solo	Asst	Sk		No	Yds	Lg	TD	PD	FF	FR	Yds
2013	Arizona	13	11	67	64	3	1.0	10.0	2	7	7	0	15	1	0	0
2014	Arizona	13	6	39	36	3	0.0	0.0	1	9	9	0	5	0	1	9
2015	Arizona	14	14	89	80	9	1.0	9.0	5	92	33t	1	16	1	0	0
2016	Arizona	10	10	35	33	2	1.0	11.0	1	9	5	0	4	1	0	0
2017	Arizona	16	16	74	66	8	1.0	3.0	2	16	15	0	7	1	0	0
2018	Houston	16	16	89	70	19	3.0	20.0	2	6	6	0	8	0	1	10
2019	Kansas City	16	16	75	63	12	2.0	14.0	4	70	35	0	12	0	0	0
2020	Kansas City	16	16	62	48	14	0.0	0.0	6	70	25t	1	9	0	1	0
2021	Kansas City	16	16	76	60	16	1.0	11.0	3	56	34t	1	6	0	3	14
2022	New Orleans	17	17	91	64	27	1.0	0.0	3	44	41	0	8	1	1	0
<b>NFL Totals</b>		<b>146</b>	<b>137</b>	<b>697</b>	<b>584</b>	<b>113</b>	<b>11.0</b>	<b>78.0</b>	<b>29</b>	<b>379</b>	<b>99t</b>	<b>3</b>	<b>90</b>	<b>5</b>	<b>7</b>	<b>33</b>

**ADDITIONAL STATISTICS:** Special Teams Tackles — (2013, 1); (2019, 4) Total: 5.

**CAREER HIGHS:** Tackles — 13, San Francisco (11/29/15); Sacks — 1 (11x), last vs. Atlanta (12/18/22); Interceptions — 2 (3x), last at Baltimore (9/19/21); Passes Defensed — 3 (5x), last at Baltimore (9/19/21); Forced Fumbles — 1 (5x), last vs. Carolina (1/8/23); Fumble recoveries — 1 (7x), last at Atlanta (9/11/22).

### POSTSEASON

Year	Team	GP	GS	Tot	TACKLES			Yds	INTERCEPTIONS					FUMBLES		
					Solo	Asst	Sk		No	Yds	Lg	TD	PD	FF	FR	Yds
2014	Arizona	1	0	1	1	0	0.0	0.0	0	0	0	0	0	0	0	0
2018	Houston	1	1	8	8	0	0.0	0.0	0	0	0	0	0	0	0	0
2019	Kansas City	3	3	18	13	5	0.0	0.0	0	0	0	0	3	0	0	0
2020	Kansas City	3	3	16	13	3	0.0	0.0	1	17	17	0	1	0	0	0
2021	Kansas City	3	3	6	5	1	0.0	0.0	0	0	0	0	0	0	0	0
<b>NFL Totals</b>		<b>11</b>	<b>10</b>	<b>49</b>	<b>40</b>	<b>9</b>	<b>0.0</b>	<b>0.0</b>	<b>1</b>	<b>17</b>	<b>17</b>	<b>0</b>	<b>4</b>	<b>0</b>	<b>0</b>	<b>0</b>

**CAREER HIGHS:** Tackles — 9, vs. Tennessee (1/19/20); Solo tackles — 8, vs. Indianapolis (1/5/19); Interceptions — 1, vs. Cleveland (1/17/21); Passes Defensed — 2, vs. Houston (1/12/20).



# MARCUS MAYE

# 6 S

**HEIGHT:** 6-0 • **WEIGHT:** 207

**COLLEGE:** FLORIDA

**JOINED SAINTS:** UFA-22 (NYJ)

**NFL EXPERIENCE:** 7

**BORN:** 3/9/93

**NFL CAREER** – Maye joined the Saints as an unrestricted free agent in 2022, where he teamed on the back end at the safety position with Tyrann Mathieu. Maye, entering his seventh NFL season, first joined the league as a second round draft pick (39th overall) of the New York Jets out of the University of Florida in 2017. He has started all 70 contests he has appeared in for the Jets and Saints, posting career totals of 368 tackles (263 solo), 3.5 sacks for a loss of 19 yards, six interception returns for 148 yards, 26 passes defensed, five forced fumbles, one fumble recovery and four special teams stops.



**CAREER TRANSACTIONS** – Agreed to terms with the Saints on a three-year contract (UFA-NYJ), 3/16/22; Placed on Injured Reserve by the Jets, 11/9/21; Re-signed by the Jets to a one-year contract as a Franchise Player, 3/22/21; Designated a Franchise Player by the Jets, 3/9/21; Placed on Injured Reserve by the Jets, 12/1/18; Signed by the Jets to a four-year contract, 5/23/17; Selected by the New York Jets in the second round (39th overall) of the 2017 NFL Draft.

**2022** – Started all 10 games he appeared in for the Saints in 2022 and posted 60 tackles (42 solo), two passes defended and one forced fumble as New Orleans ranked second in NFL in pass defense, fifth in total defense and ninth in opponent points per game...In opener at Atlanta, Sept. 11, led secondary with nine tackles (career-high eight solo) and a forced fumble...Vs. Tampa Bay, Sept. 18, recorded four tackles (three solo)...Inactive for next three contests (ribs)...Vs. Las Vegas Oct. 30, started at SS and recorded one assisted tackle as part of a standout effort in 24-0 shutout...Vs. Baltimore, Nov. 7, tallied 11 tackles, tying a career-high with eight solo stops...At Pittsburgh, Nov. 13, declared inactive (abdomen)...Vs. LAR, Nov. 20, started and recorded three tackles (two solo), as New Orleans surrendered only 188 net yards passing...At San Francisco, Nov. 27, started and recorded five tackles (one solo)...on Monday Night Football at Tampa Bay, Dec. 5, started and posted 11 tackles (career-high tying eight solo), including six stops in the contest's first series...Vs. Atlanta, Dec. 18, started and finished with seven tackles (five solo) and two passes defended to tie a career-high...Inactive for final three contests (shoulder). **2021** – Started all six games he appeared in for the Jets and posted 46 tackles (30 solo), one sack and two passes defended before suffering a season-ending achilles tendon injury. **2020** – Started all 16 games for the second consecutive season and third time in his career...Named a team captain and selected as Team MVP by teammates... Registered career-highs in every statistical category, finishing first on the team with 11 passes defended and second with 88 tackles, adding two sacks, two interceptions, two forced fumbles and a fumble recovery. One of just four NFL players with at least two sacks, interceptions and forced fumbles, plus 85 tackles. Finished with three solo tackles, a forced fumble and a pass defense at LAC, Nov. 22. **2019** – Started all 16 games for the Jets as team's free safety, and registered 65 tackles, the fourth most on the team and second most among defensive backs, an interception, six passes defended and two special teams stops. Recorded four solo tackles, one interception and a pass defense vs. Pittsburgh, Dec. 22. **2018** – Started all six games he appeared in at FS for the Jets after missing the first three weeks and then being placed on Injured Reserve, Dec. 1 (shoulder/thumb)...Registered 33 tackles (29 solo), his first career half-sack, one interception returned for a franchise-record 104 yards, two passes defended, one forced fumble and a special teams stop...Vs. Denver, Oct. 7, had season-high eight tackles (six solo) and 104-yard interception return. **2017** – Started all 16 game at FS as a rookie for the Jets, finishing fourth on the team and second among defensive backs in tackles (76). Added three passes defended, two interceptions, one forced fumble and one special teams stop...Finished season second in NFL among rookie defensive backs in tackles...Had four tackles (three solo), first career interception and one pass defense at Cleveland, Oct. 8... Posted four solo tackles and first career forced fumble vs. Buffalo, Nov. 2.

# VETERANS



## PLAYERS

**COLLEGE** – Started 32-of-45 games for Florida, posting 210 tackles (124 solo), five interceptions, one sack, 22 passes defended, seven forced fumbles and two fumble recoveries...Started Florida's first nine games before suffering a season-ending shoulder injury against South Carolina and notched 50 tackles, fourth on the team, one sack, one interception and six pass breakups...Consensus second -team All-SEC selection...Named first-team All-American by *USA Today* and Pro Football Focus... Named first-team All-SEC by PFF and Gridiron Now...Played in 13 games with 12 starts as junior, where he racked up 82 tackles, forced five fumbles, second most in the country, and recovered two while intercepting two passes and breaking up six more...Played in 11 games with nine starts as a sophomore where he totaled 62 tackles, third most on the team and most among Gators defensive backs...Played in all 12 games and made two starts at safety as a redshirt freshman, where he recorded 16 tackles and his first career interception against Tennessee. Also a key member on special teams, recording four special teams tackles on season...Graduated with a degree in African American Studies.

**PERSONAL** – Rated a four-star prospect by ESPN, Scout.com and Rivals.com following a standout career at Holy Trinity Episcopal (Melbourne, Fla.) HS, where he was a four-sport (football, baseball, basketball and track) athlete...The No. 5 safety in the country, the No. 13 player in the state of Florida and the No. 70 player overall by Rivals.com...Recorded four interceptions and 45 tackles during his senior season... Also played running back for the Tigers, rushing for 712 yards and nine touchdowns as a senior...Holds an annual free youth football camp for boys and girls ages 6-14, "Maye Day", in his hometown of Melbourne...The camp gives kids the chance to learn about the skills needed to be successful on the field and in life from Maye and several college and NFL teammates...Held first annual golf tournament to benefit the foundation on the Spacecoast in 2023.

## MARCUS MAYE

Year	Team	GP	GS	TACKLES					INTERCEPTIONS					FUMBLES		
				Tot	Solo	Asst	Sk	Yds	No	Yds	Lg	TD	PD	FF	FR	Yds
2017	New York Jets	16	16	76	60	16	0.0	0.0	2	44	32	0	3	1	0	0
2018	New York Jets	6	6	33	29	4	0.5	3.0	1	104	104	0	2	1	0	0
2019	New York Jets	16	16	65	50	15	0.0	0.0	1	0	0	0	6	0	0	0
2020	New York Jets	16	16	88	52	36	2.0	6.0	2	0	0	0	11	2	1	0
2021	New York Jets	6	6	46	30	16	1.0	10.0	0	0	0	0	2	0	0	0
2022	New Orleans	10	10	60	42	18	0.0	0.0	0	0	0	0	2	1	0	0
<b>NFL Totals</b>		<b>70</b>	<b>70</b>	<b>368</b>	<b>263</b>	<b>105</b>	<b>3.5</b>	<b>19.0</b>	<b>6</b>	<b>148</b>	<b>104</b>	<b>2</b>	<b>26</b>	<b>5</b>	<b>1</b>	<b>0</b>

**ADDITIONAL STATISTICS: Special Teams Tackles** — (2017, 1); (2018, 1); (2019, 2) **Total: 4.**

**CAREER HIGHS: Tackles** — 12, at New England (10/24/21); **Solo Tackles** — 8 (3x), last at Tampa Bay (12/5/22); **Sacks** — 2, at Buffalo (9/13/20); **Interceptions** — 1 (6x), last at Seattle (12/13/20); **Passes Defended** — 2 (4x), last vs. Las Vegas (12/6/10); **Forced Fumbles** — 1 (5x), last at Atlanta (9/11/22); **Fumble recoveries** — 1, vs. Las Vegas (12/6/20).





## ERIK MCCOY

# 78 C

HEIGHT: 6-4 • WEIGHT: 315  
 COLLEGE: TEXAS A&M  
 JOINED SAINTS: D-2  
 NFL EXPERIENCE: 5  
 BORN: 8/27/97

**NFL CAREER** – Enters fifth season on the interior of the offensive line for the Saints after being selected in the second round of the 2019 NFL Draft as the highest drafted player by New Orleans from Texas A&M. McCoy has opened every regular season and postseason contest at center he’s appeared in for New Orleans the past four seasons and was a consensus All-Rookie selection in 2019.

**CAREER TRANSACTIONS** – Signed to a five-year extension, 9/8/22; Activated from Reserve/COVID-19, 1/1/22; Placed on Reserve/COVID-19, 12/30/21; Signed to a four-year contract, 5/10/19; Selected by New Orleans in the second round (48th overall) of the 2019 NFL Draft.

**HONORS – 2019:** All-Rookie (PFWA, The Athletic).

**2022** – Opened all 13 games he appeared in at center...Vs. Seattle, Oct. 9, blocked for an offense who had two 100 yard rushers, including RB Alvin Kamara who totaled 194 total yards from scrimmage and TE Taysom Hill who rushed for a season-high 112 yards in 39-37 win. Team also rushed for a season-high 235 yards... Vs. Cincinnati, Oct. 16, blocked for RB Alvin Kamara as he posted 124 net yards, his second consecutive 100-yard (rushing and receiving combined) game...At Arizona, Oct. 20, blocked for an offense that posted season-high 409 passing yards without QB Andy Dalton being sacked...Vs. Las Vegas, Oct. 30, blocked with an offensive line that didn’t allow QB Andy Dalton to be sacked for the second consecutive week... Vs. Baltimore, Nov. 7, left the game with a calf injury. Would miss the next four games...At Cleveland, Dec. 24, blocked with an offensive line that didn’t allow QB Andy Dalton to be sacked...Vs. Carolina, 1/8/23, blocked for RB Alvin Kamara as he rushed for season-high 107 yards. **2021** – Opened all 12 games he appeared in at center...Vs. Green Bay, Sept. 12, left the game with a calf injury. Would miss the next five games...At Seattle, Oct. 25, blocked for RB Alvin Kamara as he totaled 179 yards from scrimmage in the Saints’ 13-10 Monday night win...Vs. Tampa Bay, Oct. 31, the Saints rushed for 152 yards, helping them earn a 36-27 win over defending Super Bowl champions...At Tennessee, Nov. 14, blocked for an offense that posted season-high 287 passing yards...Vs. Dallas, Dec. 2, started at C in his 40th career NFL game and blocked for an offense that totaled a season-high 405 total yards...At N.Y. Jets, Dec. 12, blocked for the Saints’ highest rushing output of the season with 203 yards on the ground and three touchdowns as a team, propelling New Orleans to a 30-9 victory...Missed the Week 16 contest against Carolina due to COVID-19 protocols... At Atlanta, 1/9/22, blocked for an offense that totaled 195-rushing yards, the second highest output of the season. **2020** – Opened all 16 regular season games and both postseason contests at center, blocking for an offense that led the NFL with a

# VETERANS



## PLAYERS

club-record 30 rushing touchdowns and averaged 141.6 rushing yards per game, sixth-best in NFL...Provided key block on Kamara's 52-yard touchdown reception vs. Green Bay, Sept. 27...Started 25th consecutive game vs. San Francisco. Nov. 15...Blocked for offense that gained 168 yards rushing vs. Atlanta, Nov. 22...Blocked for an offense that rushed for 229 yards and four scores at Denver, Nov. 29...Blocked for an offense that rushed for over 200 yards for second consecutive week at Atlanta, Dec. 6...Blocked for an offense that rushed for 264 yards and scored seven touchdowns on the ground, including an NFL record tying six by Kamara vs. Minnesota, Dec. 25...Blocked for an offense that rushed for 157 yards at Carolina, 1/3/21. **2019** – Opened all 16 regular season games and Wild Card Playoff game vs. Minnesota, 1/5/20 at center, blocking for a line that allowed just 25 sacks, tied for the third fewest in the NFL...Consensus All-Rookie selection...At Chicago, Oct 20 and vs. Arizona, Oct. 27, helped RB Latavius Murray rush for over 100 yards in back-to-back contests.

**COLLEGE** – Started all 39 games (37 at center, two at guard) that he appeared in over three seasons...Started and was a team captain for all 13 games in 2018, helping the Aggies gain 6,131 total net yards...Paved the way for the SEC's leading rusher (Trayveon Williams)...Led the offense in gaining 500-or-more net yards of total offense in five games...Named SEC's Offensive Lineman of the Week following Texas A&M's victory over LSU...Started every game, lining up at center for 11 of 13 games and guard in the other two in 2017...Helped the Aggies average 406.8 yards per game (155.6 rushing and 251.2 passing)...Assisted the offense in gaining 350 or more yards of total offense in eight games...Earned team's top academic award... Started all 13 games at center as redshirt freshman in 2016...Named Freshman All-SEC...Earned SEC Offensive Lineman of the Week honors after a standout performance in his first career start vs. UCLA...Helped clear way for a balanced offense that gained 467.0 yards per game, (211.8 rushing and 250.0 passing)... Offense rushed for more than 200 yards in seven games and had 350-plus yards twice...Graduated with telecommunications degree.

**PERSONAL** – Prepped at Lufkin (Texas) HS...As a senior, graded out at 95 percent with an impressive 27 pancake blocks and 34 knockdowns...Selected as first-team All-District pick and second-team All-State as a senior...Also a first-team All-District pick as a junior...Supports the local non-profit "Son of a Saint"...To celebrate "504 Day" on May 4, 2023, McCoy, two teammates and other team employees joined with Second Harvest Food Bank to give back through their food packing event, with McCoy also making a generous financial donation to the deserving nonprofit...Erik Christopher McCoy was born on August 27, 1997 in Lufkin, Texas.

## ERIK MCCOY

Games Played/Started: New Orleans — (2019, 16/16); (2020, 16/16); (2021, 12/12); (2022, 13/13) Totals: 57/57

### POSTSEASON

Games Played/Started: New Orleans — (2019, 1/1); (2020, 2/2) Totals: 3/3

# VETERANS



PLAYERS



## SMOKE MONDAY

**HEIGHT: 6-3 • WEIGHT: 199**  
**COLLEGE: AUBURN**  
**JOINED SAINTS: FA-22**  
**NFL EXPERIENCE: 2**  
**BORN: 2/19/00**

# 38 DB

**NFL CAREER** – An athletic player with the instincts and ability to contribute on both special teams and defense who will compete for a roster spot after missing his rookie season following rehabilitation for a season-ending knee injury suffered in training camp. The four-year letterman at Auburn was a starter his final two seasons, racking up five career interceptions and 172 tackles.

**CAREER TRANSACTIONS** – Placed on Injured Reserve, 8/5/22; Agreed to terms with Saints, 5/1/22.

**2022** – Spent the entire season on Injured Reserve due to a knee injury suffered in training camp.

**COLLEGE** – Played in 50 games with 25 starts over four seasons for Auburn, recording career totals of 172 tackles (106 solo), five interceptions, one forced fumble and 11 passes defended...Named to the PFF College All-SEC second-team and made SEC Academic Honor Roll as a senior in 2021, when he started all 13 games and recorded 64 tackles (45 solo) with a career-high nine for loss, two sacks, six pass breakups and one interception returned for a touchdown...As a junior in 2020, earned starting role at safety, played in 11 games with 10 starts and posted 73 tackles (41 solo), a sack, three pass breakups and two interceptions. Awarded second-team all-SEC and third-team honors (*AP* and Phil Steele). Named SEC Defensive Player of the Week after returning an interception 100 yards for a touchdown against Tennessee...Played in 13 games with one start as sophomore in 2019 and registered 20 tackles (13 solo), a sack, one pass breakup and an interception...As true freshman in 2018, appeared in 13 games with one start and recorded 15 tackles (seven solo), two stops for loss, two sacks and an interception...Earned degree from the College of Liberal Arts...A member of SEC Football Leadership Council.

**PERSONAL** – Played for Carver (Atlanta, Ga.) HS...Under-Armour All-American Game participant and an ESPN, Rivals, and 247Sports four-star recruit...Also lettered in track and field...Enjoys singing...Quindarious “Smoke” Monday was born February 19, 2000.

## SMOKE MONDAY

Year	Team	GP	GS	Tot	TACKLES			INTERCEPTIONS				FUMBLES					
					Solo	Asst	Sk	Yds	No	Yds	Lg	TD	PD	FF	FR	Yds	
2022	New Orleans																
INJURED RESERVE																	
<b>NFL Totals</b>		<b>0</b>	<b>0</b>	<b>0</b>	<b>0</b>	<b>0</b>	<b>0.0</b>	<b>0.0</b>	<b>0</b>	<b>0</b>	<b>0</b>	<b>0</b>	<b>0</b>	<b>0</b>	<b>0</b>	<b>0</b>	<b>0</b>

# VETERANS

## SMOKE MONDAY

CAREER HIGHS: Tackles — 0; Solo tackles — 0; Interceptions — 0; Fumble Recoveries — 0; Special Teams Tackles — 0.



# FOSTER MOREAU

# 82 TE

HEIGHT: 6-5 • WEIGHT: 250  
COLLEGE: LOUISIANA STATE  
JOINED SAINTS: FA-23  
NFL EXPERIENCE: 5  
BORN: 5/6/97

**NFL CAREER** – This veteran tight end and New Orleans native enters his fifth NFL season and first with the Black and Gold. For his career, Moreau has appeared in 61 regular season games with 34 starts and has recorded 91 receptions for 1,107 yards (12.2 avg.) with 12 touchdowns and has posted at least 30 catches in each of the last two campaigns. In 2023, the former Jesuit High School and LSU standout set career-highs in receptions (33) and receiving yards (420), while adding two touchdowns. Moreau brings a combination of size, speed and strength to the Saints.

**CAREER TRANSACTIONS** – Agreed to terms with the Saints on a multi-year contract, 5/10/23; Placed by the Raiders on Injured Reserve 12/10/19; Signed by the Raiders to a four-year contract, 5/2/19; Selected by the Raiders in the fourth round (137th overall) of the 2019 NFL Draft.

**2022** – Appeared in 15 games with 14 starts in his final season with the Raiders and finished with career-highs in receptions (33) and receiving yards (420), adding two TDs, also recovering a fumble by a teammate vs. Arizona, Sept. 18...Moreau finished with three receptions for 28 yards vs. Houston, Oct. 23...Had a season-high six receptions for 31 yards at New Orleans, Oct. 30...At Jacksonville, Nov. 6, posted two receptions for 42 yards...Vs. Indianapolis, Nov. 13, made three catches for 43 yards with one TD...At Denver, Nov. 20, posted a season-long 33-yard reception... At Seattle, Nov. 27, recorded three receptions for 33 yards with one TD...Vs. Los Angeles Chargers, Dec. 4, recorded a 32-yard catch...Vs. New England, Dec. 18, had two receptions for 20 yards. **2021** – Played in 17 regular season games with 11 starts for Raiders, posting 30 receptions for 373 yards (12.4 avg.) with three TDs. Added two special teams stops and a coverage fumble recovery...Sept. 19, at Pittsburgh, recorded two receptions for 34 yards with a TD...Sept. 26, vs. Miami, started in win, recording an eight-yard catch. Also made a special teams stop...Oct. 24, vs. Philadelphia, started and finished with 60 yards on six receptions with a TD in win...Nov. 7, at New York Giants, appeared on both offense and special teams, making one stop with the unit...Nov. 14, vs. Kansas City, appeared on both offense and special teams and recovered a fumble on the 50-yard line which was forced by punter AJ Cole...Nov. 21, vs. Cincinnati, recorded a 19-yard receiving TD...Dec. 5,





vs. Washington, recorded a 34-yard reception...Dec. 20, at Cleveland, led the team with a career-high seven receptions for 65 yards in the win...Dec. 26, vs. Denver, set a career-high with 67 receiving yards on four receptions...1/2/22, at Indianapolis, recorded one reception for nine yards in the win, while also appearing on special teams...1/9/22, vs. Los Angeles Chargers, recorded two receptions for 50 yards in the win...In AFC Wild Card Playoff at Cincinnati, 1/15/22, started in the contest, appearing on offense and special teams. **2020** – Appeared in all 16 games for the first time in his career, with two starts and recorded seven receptions for 140 yards with two TDs...Sept. 21, vs. New Orleans, had one reception for 31 yards...Sept. 27, at New England, recorded his first TD of season on a one-yard pass from Derek Carr...Dec. 13, vs. Indianapolis, hauled in a career-long 47-yard TD pass from Carr late in the first quarter, marking his second of season...Dec. 26, vs. Miami, appeared primarily on special teams and recorded one stop. Saw limited action on offense. **2019** – Appeared in 13 games with seven starts during his rookie campaign before being placed on Injured Reserve, Dec. 10. Recorded 21 receptions for 174 yards with five TDs. Ranked first among all rookie tight ends with five TD receptions... Just the sixth tight end in NFL history who was drafted in the fourth round or later to record at least five TD receptions as rookie...Also registered 14 first-down receptions, fifth among rookie TDs...Sept. 9, vs. Denver, made NFL debut in win, recording two receptions for 20 yards...Sept. 22, at Minnesota, started, recording one reception and one stop on special teams...Sept. 29, at Indianapolis, hauled in his first career TD on the Raiders' opening drive. Finished with three receptions for 30 yards and one TD...Oct. 6, vs. Chicago, led the team with four receptions for 46 yards in the win... Oct. 20, vs. Green Bay, finished with two receptions for 24 yards and a TD...Oct. 27, at Houston, recorded one ten-yard reception...Nov. 3, vs. Detroit, recorded his third TD of season on a three-yard pass from Carr...Nov. 17, vs. Cincinnati, capped an 11-play, 91-yard drive with a two-yard TD reception...Dec. 8, vs. Tennessee, finished the day with three receptions for 14 yards with one TD. Capped a 14-play, 71-yard drive with a one-yard TD reception, marking his fifth TD reception of the year.

**COLLEGE** – Four-year letterman at Louisiana State University (2015-18), appearing in 49 games with 32 starts. Totaled 52 receptions for 629 yards with six TDs. His 52 career receptions ranked seventh in school history for most receptions by a tight end while his six career touchdowns tied for fourth...In 2018 as a senior, was named a permanent team captain. Started all 13 games and recorded 22 passes for 272 yards with two TDs. Caught at least one pass in 10-of-13 games...Started all 13 games in 2017, finishing fourth on the team in receptions and yards with 24 and 278, respectively. Tied for most receiving TDs on the team with three...In 2016, played in 11 games with three starts and recorded six receptions for 79 yards with one TD... Played in all 12 games with three starts appearing primarily on special teams as freshman in 2015...Earned his degree in sports administration.

**PERSONAL** – Attended Jesuit (New Orleans, La.) HS, where he was a 247Sports three-star prospect...Finished his high school career with 87 catches for 1,210 yards and 15 touchdowns...Helped lead Jesuit to first state title in more than 50 years as a senior in 2014. Hauled in 37 passes for 550 yards and seven touchdowns... Earned Louisiana Sports Writers Association Class 5A All-State Honorable Mention and Louisiana Football Coaches Association 5A All-State second-team...Caught 35 passes for 475 yards and six TDs as a junior and 15 receptions for 185 yards and two TDs as a sophomore...Also played basketball, starting at center his senior year and was a member of the track and field team...Born on May 6, 1997 in New Orleans, La.

# VETERANS



PLAYERS

## FOSTER MOREAU


Year	Team	GP	GS	No	RECEIVING			
					Yds	Avg	Lg	TD
2019	Oakland	13	7	21	174	8.3	23	5
2020	Las Vegas	16	2	7	140	20.0	47t	2
2021	Las Vegas	17	11	30	373	12.4	44	3
2022	Las Vegas	15	14	33	420	12.7	33	2
<b>NFL Totals</b>		<b>61</b>	<b>34</b>	<b>91</b>	<b>1,107</b>	<b>12.2</b>	<b>47t</b>	<b>12</b>

**ADDITIONAL STATISTICS:** Special Teams Tackles — (2019, 3); (2020, 1); (2021, 3) Total: 7; Special Teams Fumble Recoveries — 1 in 2021.

**CAREER HIGHS:** Receptions — 7, at Cleveland (12/20/21); Receiving Yards — 67, vs. Denver(12/26/21); Long Reception — 47t, vs. Indianapolis (12/13/20); Receiving TDs — 1 (12x), last at Seattle (11/27/22); Special Teams Tackles — 1 (7x), last vs. Cincinnati (11/20/21).

### POSTSEASON

Year	Team	GP	GS	No	RECEIVING			
					Yds	Avg	Lg	TD
2021	Las Vegas	1	1	0	0	0.0	0	0
<b>NFL Totals</b>		<b>1</b>	<b>1</b>	<b>0</b>	<b>0</b>	<b>0.0</b>	<b>0</b>	<b>0</b>



## STORM NORTON

74  
T

HEIGHT: 6-7 • WEIGHT: 317  
COLLEGE: TOLEDO  
JOINED SAINTS: FA-23  
NFL EXPERIENCE: 4  
BORN: 5/16/94

**NFL CAREER** – A versatile addition to the New Orleans offensive line, Norton has appeared in 36 career games with 18 starts for the Minnesota Vikings and Los Angeles Chargers at both tackle positions.

**TRANSACTIONS** – Signed by the Saints to a one-year contract, 3/21/23; Re-signed by the Chargers to a one-year contract, 4/18/22; Reinstated from Reserve/COVID-19 by the Chargers, 1/1/22; Placed on Reserve/COVID-19 by the Chargers, 12/29/21; Signed by Los Angeles Chargers, 4/14/20; Waived by the Vikings, 8/31/19; Signed by the Vikings to a reserve/future contract, 1/2/19; Signed to the Vikings practice squad, 11/6/18; Vikings practice squad contract terminated, 11/3/19; Signed to the active roster from the Vikings practice squad, 10/27/18; Signed to the Vikings practice squad, 9/2/18; Waived by the Vikings, 9/1/18; Signed by the Vikings to a reserve/future contract, 1/29/18; Vikings practice squad contract terminated, 1/16/18; Signed to the Minnesota Vikings practice squad 12/12/17; Practice squad contract terminated by the Arizona Cardinals, 11/30/17; Signed to the Cardinals practice squad, 11/6/17; Practice squad contract terminated by the Detroit Lions, 10/31/17; Signed to the Lions practice squad 10/26/17; Practice squad contract terminated by the Lions, 9/25/17 Signed to the Lions practice squad, 9/13/17; Signed to the active roster from the practice squad by the Lions, 9/9/17; Signed to the Lions practice squad 9/3/17;

Waived by the Lions, 9/2/17; Signed by the Detroit Lions, 5/12/17

**2022** – Appeared in 12 games for the Los Angeles Chargers, seeing action at left tackle and right tackle in five contests...Vs. Las Vegas, Sept. 11, logged three offensive snaps and five special teams snaps played, contributing primarily on field goal protection unit...At Kansas City, Sept. 15, appeared in 34 offensive snaps after right tackle Trey Pipkins III left with injury. Contributed on special teams with four snaps...Vs. Jacksonville, Sept. 25, appeared in 28 offensive snaps in the second half after LT Rashawn Slater left in third quarter...At Houston, Oct. 2, contributed to six special teams units, primarily on field goal protection...At Cleveland, Oct. 9, played in five offensive snaps in the first half in relief of an Pipkins and added six special teams snaps, primarily on the field goal unit...At Atlanta, Nov. 6, appeared in 12 offensive snaps after Pipkins left the game due to injury. Also appeared in four snaps on field goal protection unit...Vs. Kansas City, Nov. 20, appeared in five snaps on field goal protection unit, as well as one snap on offense...Vs. Miami, Dec. 11, appeared in one offensive snap and five snaps on special teams. **2021** – Started 15 of the 17 games played in at right tackle for Chargers...At Washington, Sept. 12, stepped in at right tackle for second half and did not allow a sack of QB Justin Herbert, who went on to record his ninth-career 300-yard performance. Contributed on field goal protection...Vs. Dallas, Sept. 19, started his first game of season and helped protect Herbert, who passed for 338 yards...At Kansas City, Sept. 26, started and didn't allow a sack...Vs. Las Vegas, Oct. 4, started and played every offensive snap while not allowing a sack...Vs. Cleveland, Oct. 10, helped protect Herbert as he passed for a career-high 398 yards, with four passing scores and a rushing TD...At Baltimore, Oct. 17, protected Herbert as he became the second-fastest player in NFL history to eclipse 6,000 yards passing...Vs. New England, Oct. 17, helped a line that propelled run game to total 122 yards in first half, the fourth-most by a Chargers offense in the opening half over the last decade...At Philadelphia, Nov. 7, protected Herbert as he secured his sixth career outing with multiple passing touchdowns and one rushing TD, registering a career-best 84.2 completion percentage...Vs. Minnesota, Nov. 14, helped protect Herbert who accounted for his 50th career passing touchdown...Vs. Pittsburgh, Nov. 21, blocked for Herbert as he became first QB in NFL record books to throw for 350 yards and rush for 90 yards in a single game. Blocked for RB Austin Ekeler who totaled a career-high four scrimmage TDs...At Cincinnati, Dec. 5, provided protection as Herbert recorded his 15th career 300-yard and 11th-three TD performance while reaching 700 completions faster than any player in NFL history...Vs. NYG, Dec. 12, protected Herbert as he threw for three touchdowns, becoming the first player in NFL history to toss at least 30 touchdowns in each of their first two seasons...Vs. Kansas City, Dec. 16, contributed to a unit that did not allow a sack...At Houston, Dec. 26, blocked for RB Justin Jackson as he totaled 162 yards from scrimmage...Vs. Denver, 1/2/22, served on an offensive line unit that did not allow a sack...At Las Vegas, 1/9/22, blocked for Ekeler, who reached a league-high 20 touchdowns from scrimmage on the season, as Herbert totaled three passing touchdowns to set the NFL record for most passing touchdowns (69) and total touchdowns (77) by any player in their first two seasons. **2020** – Appeared in six games with three starts in first season for the Chargers...At New Orleans, Oct. 12, logged five snaps at right tackle for the offensive unit...Vs. New England, Dec. 6, made first career start...Vs. Atlanta, Dec. 13, appeared on offense at right tackle, playing in 70 offensive snaps after Bryan Bulaga suffered an injury...At Las Vegas, Dec. 17, started at right tackle and helped protect Herbert as the rookie tied the NFL record for most passing TDs in a season...Vs. Denver, Dec. 27, appeared at right tackle and protected for Herbert as he became



## VETERANS

the fourth rookie QB in the Super Bowl era to produce game-winning drives in three consecutive games...At Kansas City, 1/3/21, started at left tackle and helped guide an offense that produced over 400 net yards and 35 points as Herbert accounted for four total TDs to set the record for most total TDs by a rookie...Prior to signing with the Chargers in the offseason, started all five games at left tackle for the XFL's Los Angeles Wildcats after the team made him the No. 1 overall selection in phase two of the 2020 XFL Draft. **2019** – Competed for a roster spot in preseason with Vikings. **2018** – Appeared in one game for Vikings...Vs. New Orleans, Oct. 28, made NFL regular season debut, participating on special teams. **2017** – Spent the majority of the season on the practice squads of the Detroit Lions and Arizona Cardinals.

**COLLEGE** – Played four seasons at Toledo, redshirting his freshman season... Participated in 46 career games with 28 starts...Earned first-team All-Mid American Conference honors at left tackle in 2015 and was named to the *Associated Press* All-Bowl team...As a junior, paved the way for the No. 1 rushing attack in the MAC, averaging 207.9 yards per game...Earned a degree in criminal justice.

**PERSONAL** – Named First-Team All-*Toledo Blade* and was the district's Line-man of the Year as a senior at Whitmer (Toledo, Ohio) HS...Recognized as first-team All-State, All-District and All-Conference during his final prep season in 2011...As a junior, was named second-team All-District and All-Conference...Lettered in football, basketball and track and field...Older brother, Beau, walked on at Toledo...Pittsburgh Steelers defensive end Chris Wormley was a high school teammate...Grandfather, Troy, served in the U.S. Navy...Enjoys golfing...Storm Willis Norton was born on May 16, 1994 in Toledo, Ohio.

## STORM NORTON

Games Played/Started: Minnesota — (2018, 1/0); Los Angeles Chargers — (2019, 6/3); (2021, 17/15); (2022, 12/0)  
Totals: 36/18



**CHRIS  
OLAVE**

**12  
WR**

HEIGHT: 6-1 • WEIGHT: 188  
COLLEGE: OHIO STATE  
JOINED SAINTS: D1A-22  
NFL EXPERIENCE: 2  
BORN: 6/27/2000

**NFL CAREER** – A talented wide receiver, Chris Olave made an immediate impact as a rookie in 2022. In 15 games with nine starts, the former Ohio State stand-out turned in an impressive first season catching 72 passes for 1,042 yards (14.5 avg.) and four touchdowns, leading the team in both receptions and receiving yards while earning NFL Offensive Rookie of the Month honors for September. Olave joined Michael Thomas (2016) and Marques Colston (2006) as only the third Saint to cross the 1,000-yard threshold in their rookie seasons. He also joined WR Danny Abramowicz (1967, 50 receptions for 721 yards (14.4 avg.)) as only the second Saint to lead





the team in receptions, receiving yards and yards per catch in his rookie campaign. Olave will look to build on his early success and continuing developing as one of the NFL's top young receivers.

**CAREER TRANSACTIONS** – Signed to a four-year contract, 5/13/22; Selected by the Saints in the first round (11th overall) of the 2022 NFL Draft.

**HONORS – 2022:** PFWA All-Rookie; Sports Info Solutions first-team All-Rookie; NFL Offensive Rookie of the Month (September).

**2022** – Appeared in 15 games with nine starts, finishing with season totals of a team-high 72 catches for a club-best 1,042 yards (team-best 14.5 avg.) and four touchdowns. Olave joined Michael Thomas (2016) and Marques Colston (2006) as only the third Saint to cross the 1,000-yard threshold in their rookie seasons. He also joined wide receiver Danny Abramowicz (1967, 50 receptions for 721 yards (14.4 avg.) as only the second Saint to lead the team in receptions, receiving yards and yards per catch in his rookie campaign...Olave finished ranked first among rookies in receiving yards per game (69.5) and 50-or-more receiving yard games (12), second among rookies in receiving yards and tied for second in receptions...At Atlanta, Sept. 11, caught three passes for 41 yards, including a critical 2-point conversion, as New Orleans rallied from a 16-point fourth quarter deficit to win 27-26...Vs. Tampa Bay, Sept. 18, Started and recorded five receptions for 80 yards, including a 51-yard reception...At Carolina, Sept. 25, recorded a career-high nine catches for a career-high 147 yards. Named NFL Offensive Rookie of the Month for September, as he recorded 17 grabs for 268 yards with a two-point conversion, leading league rookies in receiving yardage...Vs. Minnesota, Oct. 2, started and led team in receiving, with four catches for 67 yards and his first-career touchdown...Vs. Seattle, Oct. 9, started and caught four passes for 54 yards and a TD. Left the game with a concussion suffered on his touchdown catch in third quarter, which caused him to miss one game...At Arizona, Oct. 20, started and finished with seven receptions for 106 yards (15.1 avg.), leading team in receiving yardage and tying for team lead in catches...Vs. Las Vegas, Oct. 30, started and finished with five receptions for 52 yards...Vs. Baltimore, Nov. 7, started and recorded five receptions for 71 yards, seventh consecutive performance with 50+ receiving yards...At Pittsburgh, Nov. 13, recorded three receptions for 40 yards...Vs. Los Angeles Rams, Nov. 20, led Saints with five catches for 102 yards and a career-long 53-yard touchdown reception in third quarter, his third career 100-yard game...At San Francisco, Nov. 27, started and recorded five receptions for 62 yards...At Tampa Bay, Dec. 5 and recorded four receptions for 65 yards...Vs. Atlanta, Dec. 18, started and recorded three receptions for 53 yards...at Cleveland, Dec. 24, inactive (hamstring)...At Philadelphia, 1/1/23, started and recorded four receptions for 42 yards...Vs. Carolina, 1/8/23, recorded five receptions for 60 yards with a 25-yard touchdown.

**COLLEGE** – One of the most prolific receivers in Buckeyes history, Olave played in 47 games and caught 176 passes for 2,711 yards (15.4 avg.) with 35 touchdowns. Olave's 35 career touchdown receptions set an Ohio State program record and ranks fourth in Big Ten Conference history. His 11 career 100-yard games ranks second in school history...As senior, team captain was named first-team All-Big Ten for second consecutive season, when he started all 12 games. Nominated as a first-team All-American by the American Football Coaches Association) and named a consensus second-team All-American. Finished with 65 receptions for 936 yards with 13



# VETERANS



## PLAYERS

TDs, tied for sixth nationally...Recorded a career-high 12 receptions for 126 yards against Oregon. Had a career-high 140 receiving yards in a win over seventh-ranked Michigan State. Finished season with five games over 100 yards receiving. Named first-team All-Big Ten in 2020, when he started all seven games in the COVID-19 shortened season. Led the Buckeyes in receiving for the second year in a row, finishing with 50 catches for 729 yards and seven touchdowns. Tied an Ohio State single-season record for average receptions per game (7.1). Caught six passes for 132 yards and two touchdowns in a 49-28 Sugar Bowl win over Clemson to advance the Buckeyes into the National Championship game...Blossomed into one of the top receivers for the Big Ten champions as a sophomore in 2019. Finished with team-highs in receiving yards (849), yards per catch (17.3) and touchdowns (12), playing in all 14 games with five starts and was named third-team All-Big Ten...Played in 14 games as a true freshman in 2018, making a name for himself as a big-play wide receiver and on special teams. After catching only two passes in his first nine games, Olave finished his freshman campaign with ten catches for 178 yards and three touchdowns in the final five games of the season. Highlight of his freshman season was on one of the biggest stages of college football against Michigan, where he caught two touchdowns and blocked a punt in a 62-39 win over fourth-ranked Wolverines. Finished the year with twelve receptions for 197 yards and three touchdowns...Graduated with a bachelor's degree in consumer and family financial services.

**PERSONAL:** Attended Mission Hills (San Marcos, Calif.), HS, where he enjoyed a monster senior campaign, catching 93 passes for 1,764 yards (18.9 avg.) and 26 TDs...Olave's 1,764 receiving yards set a San Diego Section record...Sat out his junior season after transferring to Mission Hills from Eastlake (Chula Vista, Calif.) HS...Also played basketball and ran track in high school...Ran a 10.8 100-meter dash and long jumped 23 feet, six inches. Partnered with the local Boys and Girls Club for a Thanksgiving Turkey Giveaway on the Westbank and a Christmas party in Slidell...In April, joined teammates Alontae Taylor and Rashid Shaheed to work with children at Martin Behrman Charter School to help open a new fit zone with a football experience, while promoting a healthy lifestyle in speaking to the youth... Interacted with fans at the 2023 Saints Draft Crawfish Cook-off, which benefited several Autism-related non-profits...For the league's "My Cause, My Cleats" promotion, wore specially designed cleats to support Son of a Saint...Held a youth football camp at Mission Hills in June.

## CHRIS OLAVE

Year	Team	RECEIVING							RUSHING				
		GP	GS	No	Yds	Avg	Lg	TD	Att	Yds	Avg	Lg	TD
2022	New Orleans	15	9	72	1042	14.5	53t	4	0	0	-	-	0
NFL Totals		15	9	72	1042	14.5	53t	4	0	0	-	-	0

**CAREER HIGHS:** Receptions — 9, at Carolina (9/25/22); Receiving Yards — 147, at Carolina (9/25/22); Long Reception — 53t, vs. L.A. Rams (1/120/22); Receiving TDs — 1 (4x), last vs. Carolina (1/8/23).



# ANDRUS PEAT

# 75 G/T

HEIGHT: 6-7 • WEIGHT: 316  
 COLLEGE: STANFORD  
 JOINED SAINTS: D1A-15  
 NFL EXPERIENCE: 7  
 BORN: 11/4/93

**NFL CAREER** – The New Orleans Saints selected an offensive lineman in the first round for the first time in ten years when they picked Andrus Peat from Stanford in 2015. This ninth-year pro has played in 95 regular season games with 90 starts, opening a contest at every position except center. During the 2022 season, Peat opened 11 contests at left guard while fighting through multiple injuries.

**HONORS – 2020:** Pro Bowl; **2019:** Pro Bowl; **2018:** Pro Bowl; Ford Tough/NFL.com Offensive Line of the week (Week 10).

**CAREER TRANSACTIONS** – Placed on Injured Reserve, 10/30/21; Agreed to terms, 3/20/20; Fifth-year option exercised, 4/12/18; Placed on Injured Reserve, 1/10/18; Agreed to terms on four-year contract, 5/21/15; Selected by the New Orleans Saints in first round (13th overall) of the 2015 NFL Draft.

**2022** – Started 11 games at left guard...Opened first three games before leaving the game in the second quarter at Carolina, Sept. 25 with a concussion...Returned to action vs. Seattle, Oct. 9, and presence was felt as team rushed for a season-high 235 yards...Inactive for Week seven contest at Arizona (chest)...Missed Weeks 10 and 11 (triceps)...Missed final two contests with ankle injury. **2021** – Started the first six regular season contests at left guard before missing the remainder of the campaign with a pectoral injury...Vs. Green Bay, Sept. 12, blocked for an offense that produced their highest scoring output of the season with 38 points while allowing no sacks, a career-high tying five touchdown passes from QB Jameis Winston and 171 team rushing yards, giving Saints a 38-3 victory over the Packers...At New England, Sept. 26, blocked for an offense that rushed for 142 yards and three touchdown drives in New Orleans 28-13 win...Vs. N.Y. Giants, blocked for an offense that totaled a season-high 405 total net yards...At Seattle, Oct. 25, left game in second quarter (pectoral)...Placed on Injured Reserve, Oct. 30. **2020** – Opened all 13 regular season contests and both playoff games he appeared in at left guard and was named to the Pro Bowl squad...Vs. Tampa Bay, Sept. 13, started...At Las Vegas, Sept. 21, started...Vs. Green Bay, Sept. 27, left game in the second quarter (ankle)...At Detroit, Oct. 4, declared inactive (ankle)...Vs. Los Angeles Chargers, Oct. 12, started...Vs. Carolina, Oct. 25, blocked for 138-yards rushing by team...At Chicago, Nov. 1, started...At Tampa Bay, Nov. 8, started...Vs. San Francisco, Nov. 15, started...Vs. Atlanta, Nov. 22, blocked for a unit that gained 168 yards rushing...At Denver, Nov. 29, inactive (concussion)...At Atlanta, Dec. 6, started 75th career game for rush offense gaining 207 yards...At Philadelphia, Dec. 13, started...Vs. Kansas City, Dec. 20, started...Vs. Minnesota, Dec. 25, inactive (ankle)...At Carolina, 1/3/21, blocked for unit that rushed for 157 yards. **2019** – Started ten regular season



games and Wild Card Playoff Game vs. Minnesota, 1/5/20 at left guard, earning second consecutive selection to the Pro Bowl...At Seattle, Sept. 22, blocked for Alvin Kamara, who gained season-high and game-high 161 yards from scrimmage and two TDs...Suffered forearm injury vs. Atlanta, Nov. 10 and missed next six games... Returned to action and starting lineup in regular season finale at Carolina, Dec. 29.

**2018** – Started 13 regular season games and both postseason contests, seeing action at both left guard and left tackle and named to first career Pro Bowl for NFL’s third-ranked scoring offense. Line gave up 20 sacks, second-fewest in NFL...At N.Y. Giants, Sept. 30, started at left guard as part of a line that blocked for Kamara, who rushed for 139 yards and three TDs...Vs. L.A. Rams, Nov. 4, started at left guard, blocking for an offense that didn’t surrender a sack for second consecutive week and gained 487 total net yards...At Cincinnati, Nov. 11, started at left guard for an offense that did not surrender a sack for the third consecutive week and gained over 500 total yards...Vs. Philadelphia, Nov. 18, started at left guard for a line that did not surrender a sack for the fourth consecutive week and gained over 500 total yards...At Carolina, Dec. 17, started at left guard and moved over to left tackle in fourth quarter...Vs. Pittsburgh, Dec. 23, started at left guard and moved over to right tackle and left tackle in the second and third quarters...In Divisional Playoff Game vs. Philadelphia, 1/13/19, started at left guard, paving the way for a rushing attack that gained 137 yards. **2017** – Played in 15 regular season games with 14 starts, four at left tackle in place of Terron Armstead and ten at left guard...At Minnesota, Sept. 11, started at left guard...Vs. Chicago, Oct. 29, started at left guard...Vs. Tampa Bay, Nov. 5, started at left guard and played at left tackle...At Buffalo, Nov. 12, started at left guard, helping block for the Saints to rush for 298 yards, the third-highest total in club history led by Mark Ingram and Kamara surpassing 100 yards apiece and a club-record six touchdowns and 20 first downs on the ground...At L.A. Rams, Nov. 26, started at left guard and also played at left tackle...Vs. N.Y. Jets, Dec. 17, Peat played on offense and special teams in a limited role while still recovering from a groin injury that sidelined him in previous contest at Atlanta, Dec. 7...Vs. Atlanta, Dec. 24, started at left guard and moved to left tackle for Armstead who left the game in the second quarter (thigh)...Started Wild Card Playoff Game vs. Carolina, 1/7/18 at left guard, before departing in the second quarter with season-ending shin injury.

**2016** – Played in 15 games, starting eight at left guard and seven at left tackle due to Armstead’s injuries...Opened first two games at left guard, before moving to left tackle for next four...Returned to left guard for contests vs. Seattle, Oct. 30 and at San Francisco, Nov. 6, both of which featured 100-yard rushers...Started at left tackle vs. Denver, Nov. 13 and moved back inside to left guard at Carolina, Nov. 17, where he’d settle in for four more contests before moving back to left tackle for final three contests after Armstead was placed on Injured Reserve. **2015** – Played in 12 games as rookie, including eight starts at several different positions along the line, showing a versatility that proved useful...Appeared in first NFL game in opener at Arizona, Sept. 13 as an extra blocker and on special teams...Made first career start as an extra tackle in heavy package vs. Tampa Bay, Sept. 20...Played at left tackle and on special teams vs. Dallas, Oct. 4...Made first career start at left tackle at Philadelphia, Oct. 11...Started at left tackle, but left in first series (knee) vs. Atlanta, Oct. 15...Inactive at Indianapolis, Oct. 25, and vs. N.Y. Giants, Nov. 1 (knee)...Saw action primarily on special teams and at left tackle in fourth quarter at Washington, Nov. 15... Made first career start at left guard at Houston, Nov. 29...Started at left guard, vs. Carolina, Dec. 6...Started at left guard and saw first action at right tackle vs. Detroit, Dec. 21...Made first career start at right tackle in place of an injured Zach Strief vs.



# VETERANS

Jacksonville, Dec. 27, and blocked for an offense that gained 537 total net yards and surrendered only one sack...Inactive for finale at Atlanta, 1/3/16 (concussion).

**COLLEGE** – Played at Stanford from 2012-14, playing in 40 career contests with 27 starts at left tackle...As a junior, started all 13 games, anchoring the left side of an offensive line ranked 18th nationally in fewest tackles for loss allowed (4.62/game) and 42nd in fewest sacks allowed (1.77/game). Named a first-team All-American by ESPN.com, The Sporting News and SI.com, second-team All-American by the *Associated Press*, Walter Camp and CBS Sports, an All-Pac-12 first-team selection and an Outland Trophy semifinalist. Was one of two Morris Trophy winners, given annually to the most outstanding offensive and defensive linemen in the Pac-12 Conference...As a sophomore, started all 14 games, anchoring the left side of one of the nation's top offensive lines, as the Cardinal ranked 11th in fewest sacks allowed (1.14/game) and fewest tackles for loss allowed (4.14/game). Was an SI.com All-American honorable mention selection and Athlon Sports All-Pac-12 first-team selection...As a freshman, played in all 13 games and rotated throughout season at left tackle...Psychology major.

**PERSONAL** – Prepped at Corona del Sol (Tempe, Ariz.) HS, where he was a *USA Today*, *Parade*, SuperPrep and PrepStar All-American...Named nation's top recruit by *The Sporting News*...Selected to play in Under Armour All-American and U.S. Army All-American All-Star games...Also lettered in basketball and led school to Division 1 State Championship as a senior...Father, Todd, played six seasons for the St. Louis/Phoenix Cardinals (1987-89) and Los Angeles Raiders (1990, 1992-1993)...Older brother, Todd, played football at Nebraska...In 2021, Peat and his wife established the Peat's Purpose Foundation and with their first event, bought out a local venue for a day of games, food and joy in December for the Crossroads NOLA organization...In 2022, they hosted a group of expectant mothers for a baby shower sponsored by the foundation and Ochsner Health Systems in the indoor facility of the Ochsner Sports Performance Center...In June, held his first annual "Peat's Purpose" Celebrity Basketball Game and second annual youth football camp at his high school alma mater...Born Andrus Jamerson Peat on Nov. 4, 1993 in Mesa, Ariz.

## ANDRUS PEAT

Games Played/Started: New Orleans — (2015, 12/8); (2016, 15/15); (2017, 15/14); (2018, 13/13); (2019, 10/10); (2020, 13/13); (6/6); (2022, 11/11) Totals: 95/90.

### POSTSEASON

Games Played/Started: New Orleans — (2017, 1/1); (2018, 2/2); (2019, 1/1); (2020, 2/2) Totals: 6/6.



PLAYERS



## TREVOR PENNING

# 70 T

HEIGHT: 6-7 • WEIGHT: 321  
 COLLEGE: NORTHERN IOWA  
 JOINED SAINTS: D1B-22  
 NFL EXPERIENCE: 2  
 BORN: 5/15/99

**NFL CAREER** – A first round selection (19th overall) in the 2022 NFL Draft out of Northern Iowa, Trevor Penning appeared in six contests after returning from a toe injury suffered in training camp and opened the season finale at left tackle. The second-year lineman has ardently rehabilitated in the offseason from a foot injury suffered in the last contest of the season and will look to compete for the left tackle spot in the preseason.

**CAREER TRANSACTIONS** – Activated from Injured Reserve, 11/26/22; Placed on Injured Reserve, 9/1/22; Agreed to terms on a four-year contract, 5/13/22; Selected by Saints in first round (19th overall) of the 2022 NFL Draft.

**2022** – Appeared in six games as a rookie after recovering from a toe injury suffered in training camp and contributed on special teams and as a sixth offensive lineman in his first five appearances, before starting the season finale at left tackle vs. Carolina, 1/8/23...Made NFL regular season debut on special teams and as a sixth lineman at San Francisco, Nov. 27.

**COLLEGE** – Penning saw action in 37 games over his career at Northern Iowa with 33 starts...He started all 12 games at left tackle in the fall of 2021 and was the only offensive lineman in the country to be named as a finalist for the Walter Payton Award, which is annually awarded to the FCS national offensive player of the year. Penning was also named to nine All-America teams, including the *Associated Press* All-America team, and was named Phil Steele's offensive lineman of the year... Appeared in and started in six games in a COVID-19 shortened 2021 spring season postponed from the fall...Made five starts at left tackle and one at right tackle... Named honorable mention All-Missouri Valley and to Bruce Feldman's College Football Freaks list...In 2019, played and started in all 15 games, seeing action primarily at left tackle with right guard mixed in, as the Panthers advanced to the quarterfinals of the FCS playoffs for the first time since 2015...In 2018, played in four games as redshirt freshman...Redshirted as a freshman in 2017...Graduated with a degree in movement and exercise science and a minor in coaching.

**PERSONAL** – Attended Newman Catholic (Mason City, Iowa) HS, where he was named a team captain for the Knights...Earned first-team All-District and selected All-Area...Lettered in basketball and track and field...Teammate of younger brother, Jared, on UNI offensive line from 2019-21...To celebrate "504 Day" on May 4, 2023, Penning, two teammates and other team employees joined with Second Harvest Food Bank to give back through their food packing event.

TREVOR PENNING



PLAYERS

Games Played/Started: New Orleans - (2022, 6/1) NFL Totals: 6/1.



**ADAM  
PRENTICE**

**46  
FB**

HEIGHT: 6-0 • WEIGHT: 245  
COLLEGE: SOUTH CAROLINA  
JOINED SAINTS: WAI-21 (DEN)  
NFL EXPERIENCE: 3  
BORN: 1/16/97

**NFL CAREER** – Prentice’s versatility on both offense and on special teams has served New Orleans well since he was picked up off of waivers from Denver at the conclusion of the preseason in 2021. In 2022, Prentice played in 11 games with two starts, primarily serving as a blocker and special teams contributor. He carried four times for nine yards, caught three passes for nine yards and added three coverage stops.

**CAREER TRANSACTIONS** – Signed by New Orleans to active roster, 11/10/22; Signed by New Orleans to practice squad, 10/4/22; Waived by New Orleans, 10/1/22; Signed by New Orleans to active roster from practice squad, 12/2/21; Elevated to New Orleans active roster (standard), 11/25/21; Signed by New Orleans to practice squad, 9/16/21; Waived by New Orleans, 9/14/21; Awarded off waivers to New Orleans Saints from Denver, 9/1/21; Waived by Denver, 8/31/21; Signed by Denver Broncos as an undrafted free agent, 5/14/21.

**2022** – Prentice appeared in 11 games with two starts for the Saints, carrying four time for nine yards, recording three receptions for nine yards and adding three stops on special teams...Vs. Tampa Bay, Sept. 18, started and recorded one two-yard catch and one coverage tackle...Waived on Oct.1...At Tampa Bay, Dec. 5, played on offense and special teams and converted a two-yard carry for a first down...Vs. Atlanta, Dec 18, played on offense and special teams, finishing with one catch for three yards for a first down and added one coverage tackle...At Cleveland, Dec. 24, started and appeared on special teams and offense, carrying twice for five yards while blocking for a rushing attack that gained 152 yards...At Philadelphia, 1/1/23, saw action on both offense and special teams, posting one carry for two yards, one receptions for four yards and blocking for a rushing attack that gained 130 yards. **2021** – Prentice appeared in seven games with three starts for New Orleans, carrying twice for three yards, posting three receptions for 16 yards and adding one special teams tackle...Vs. Buffalo, Nov. 25, made NFL regular season debut, started on offense and had a ten-yard reception and also saw time special teams...Played on offense and special teams and recorded a tackle at N.Y. Jets, Dec. 12...Vs. Carolina, 1/2/22, played on offense and special teams, and rushed

# VETERANS

once for two yards and had a four-yard reception...Started on offense and saw time on special teams, and recorded one reception for two yards and carried once for one yard in season finale, at Atlanta, 1/9/22.

**COLLEGE** – Prior to his lone season in Columbia, Prentice played three seasons at Colorado State...Appeared in 47 career games, where he rushed 18 times for 65 yards, adding 20 receptions for 128 yards with one TD...In 2020, as a graduate transfer from Colorado State at South Carolina, appeared in all ten games, making five starts totaling two receptions for 13 yards...In 2019, played in all 12 games including two starts at FB for Rams as redshirt junior...Caught seven passes for 44 yards...Earned Fall Academic All-Mountain West honors...In 2018, selected by teammates as one of four captains. Appeared in all 12 games and started six contests. Rushed 16 times for 62 yards, caught four passes for 26 yards and led Rams with nine special teams tackles...Earned Academic All-Mountain West and honorable mention Academic All-Colorado honors by the Colorado chapter of the National Football Foundation...Nominated for Allstate/American Football Coaches Association Good Works Team...In 2017, played in all 13 games (six starts), carrying once for two yards and making five catches for 33 yards with a TD...Served as lead-blocker for an offense ranked 11th in country and a rushing attack ranked 31st in the nation...Academic All-MWC...Was CSU's Burlsworth Trophy nominee, awarded annually to the most outstanding player who began career as walk-on...In 2016, awarded scholarship, but missed season (knee)...In 2015, redshirted....Earned a bachelor's degree in civil engineering from Colorado State and a master's in structural engineering from South Carolina.

**PERSONAL** – Graduated from Clovis (Calif.) HS and won the co-league championship as a sophomore...Earned three football and wrestling varsity letters and two letters in track and field...A national champion wrestler, in addition to earning a pair of California state titles...Three-time wrestling league, conference and city champion...Earned track All-League honors...Graduated No. 16 in his class, earning Advanced Studies Scholar of Distinction recognition...Adam M. Prentice was born Jan. 16, 1997...Late father, Gary, played football at UC Davis...At Fresno State participated in the "Night to Shine", a prom for people with special needs and the "Read with the Rams" reading program with school-age children...Eventually would like to have his own design firm.


## ADAM PRENTICE

Year	Team	GP	GS	RUSHING					RECEIVING				
				Att	Yds	Avg	Lg	TD	No	Yds	Avg	Lg	TD
2021	New Orleans	7	3	3	5	1.7	2	0	3	16	5.3	10	0
2022	New Orleans	11	2	4	9	2.3	3	0	3	9	3.0	4	0
<b>NFL Totals</b>		<b>18</b>	<b>5</b>	<b>7</b>	<b>14</b>	<b>2.0</b>	<b>3</b>	<b>0</b>	<b>6</b>	<b>25</b>	<b>4.2</b>	<b>10</b>	<b>0</b>

**ADDITIONAL STATISTICS:** Special Teams Tackles — (2021, 1); (2022, 3); Total: 4.

**CAREER HIGHS:** Rushes — 2, at Cleveland (12/24/22); Rushing Yards — 5, at Cleveland (12/24/22); Long Rush — 3, at Cleveland (12/24/22); Rushing TDs — 0; Receptions — 1 (6x), last at Philadelphia (1/1/23); Receiving Yards — 10, vs. Buffalo (11/25/21); Long Reception — 10, vs. Buffalo (1/25/21); Total Yards From Scrimmage — 10, vs. Buffalo (11/25/21).



**TROY PRIDE JR.**

**37**

**CB**

HEIGHT: 5-11 • WEIGHT: 193

COLLEGE: NOTRE DAME

JOINED SAINTS: FA-23

NFL EXPERIENCE: 3

BORN: 1/19/98

**NFL CAREER** – This third-year NFL veteran will compete for snaps in both the secondary and on special teams for the Black and Gold. Originally a fourth round draft pick by the Carolina Panthers in 2020 out of Notre Dame, Pride will look to show the promise he displayed as a rookie, as he seeks to rebound from injuries.

**CAREER TRANSACTIONS** – Signed by New Orleans Saints to a reserve/future contract, 1/11/23; Waived by Carolina, 5/16/22; Placed by Carolina on Injured Reserve, 8/17/21; Placed by Carolina on Injured Reserve, 1/2/21; Signed by Carolina to a four-year contract, 7/21/20; Selected by the Carolina Panthers in the fourth round (113th overall) of the 2020 NFL Draft.

**2022** – Spent the season out of football. **2021** – Spent season on Injured Reserve for Panthers after suffering a torn ACL in the preseason opener against Indianapolis. **2020** – Played in 14 games with eight starts as a rookie for the Panthers and recorded 41 tackles (26 solo), one stop for loss, two passes defended and one special teams tackle...Received start in NFL debut in season opener vs. Las Vegas, Sept. 13 and recorded career-high seven tackles (four solo)...Started and saw action on special teams, recording two solo tackles and one coverage stop at Los Angeles Chargers, Sept. 27...Recorded six tackles (five solo) at Atlanta, Oct. 11...Started and posted two solo tackles in 20-0 shutout victory vs. Detroit, Nov. 22.

**COLLEGE** – Four-year letterwinner at Notre Dame...Finished college career with totals of 121 tackles, four interceptions, 18 passes defended, one forced fumble and one fumble recovery. As a senior in 2019, played in all 13 games and notched 40 tackles with an interception and six passes defended, when he earned All-Independent honors. In 2018, totaled 47 tackles, including 1.5 for loss, while adding two interceptions, ten passes defended, a forced fumble and one fumble recovery...A sprinter on the Notre Dame track team...Graduated with a degree in film, television and theater and aspires to work in broadcasting following the conclusion of his playing career.

**PERSONAL** – Prepped at Greer (S.C.) Senior HS, where he led his team to an undefeated regular season (10-0) and ultimate 11-1 record as a senior in 2015, when he recorded 41 receptions for 848 yards (20.7 avg.) and 13 TDs, 183 rushing yards with three TDs, 437 combined kickoff-punt return yards and three TDs and three interceptions, one of which he returned for a TD...2015 American Family Insurance All-USA South Carolina Football first-team selection...An avid

## VETERANS

Netflix series watcher off the field in his free time...Counts 'The Office' as one of his favorites to watch with Dwight Schrute his favorite character...Also enjoys watching "Money Heist"...For the past three years, has held his "TPJ Day of Play" event in his hometown, featuring basic football instruction, interaction and activities for children aged 6-12.

### TROY PRIDE JR.

Year	Team	TACKLES							INTERCEPTIONS					FUMBLES		
		GP	GS	Tot	Solo	Asst	Sk	Yds	No	Yds	Lg	TD	PD	FF	FR	Yds
2020	Carolina	14	8	41	26	15	0.0	0.0	0	0	0	0	2	0	0	0
NFL Totals		14	8	41	26	15	0.0	0.0	0	0	0	0	2	0	0	0

ADDITIONAL STATISTICS: Special Teams Tackles — One in 2020.

CAREER HIGHS: Tackles — 7 (2x), last vs. Tampa Bay (11/15/20); Sacks — 0; Interceptions — 0; Passes Defensed — 1 (2x), last at Minnesota (11/29/20); Forced Fumbles — 0; Fumble Recoveries — 0; Special Teams Tackles — 1, at L.A. Chargers (9/27/20).



## RYAN RAMCZYK

# 71 T

HEIGHT: 6-6 • WEIGHT: 314

COLLEGE: WISCONSIN

JOINED SAINTS: D1B-17

NFL EXPERIENCE: 7

BORN: 4/22/94

**NFL CAREER** — A first round draft pick in 2017, this seventh-year pro started all 16 games he appeared in 2022. Ramczyk has become a stalwart on the right side, starting all 89 regular season games he has appeared in, 86 on the right side, in his first six campaigns and being named to the *Associated Press* All-Pro team for three consecutive years (2018-20). He joined William Roaf as only the second Saints tackle to be named AP All-Pro three times. Since Ramczyk joined the team in 2017, the Saints have the second-fewest sacks allowed (169), the fewest in the NFC.

**CAREER TRANSACTIONS** — Activated from Reserve/COVID-19, 1/5/22; Placed on Reserve/COVID-19, 12/24/21; Signed a to a five-year contract extension, 6/30/21; Fifth-year option exercised, 3/19/20; Signed to a four-year contract, 6/21/17; Selected by New Orleans in the first round (32nd overall) of the 2017 NFL Draft.

**HONORS — 2020:** *Associated Press* second-team All-Pro. **2019:** AP first-team All-Pro; PFWA All-NFL and All-NFC. **2018:** AP and Pro Football Focus second-team All-Pro; Ford Tough/NFL.com Offensive Line of the week (Week 10). **2017:** PFWA All-Rookie.

**2022** — Started all 16 games he appeared in at RT, as he was voted as an offensive team captain for the first time...Vs. Seattle, Oct. 9, blocked for an offense

## VETERANS

that gained 235 yards rushing...Vs. Cincinnati, Oct. 16, blocked for an offense that gained 228 yards rushing...At Arizona, Oct. 20, started for a line that didn't give up a sack...Vs. Las Vegas, Oct. 30, started for a line that did not surrender a sack...At Cleveland, Dec. 24, started for a line that did not surrender a sack...At Philadelphia, 1/1/23, left game in second quarter (hip)...Vs. Carolina, 1/8/23, inactive (hip). **2021** – Started all ten games he appeared in at RT, battled knee injury that forced him to miss five games and missed two more contests (Reserve/COVID-19)...Vs. Green Bay (played in Jacksonville due to Hurricane Ida), Sept. 12, blocked for an offense that produced their highest scoring output of the season with 38 points while allowing no sacks, a career-high tying five touchdown passes from QB Jameis Winston and 171 rushing yards as a team, giving the Saints a 38-3 victory over the Packers...Blocked for an offense that totaled a season-high 405 total yards, vs N.Y. Giants, Oct. 3...At Seattle, Oct. 25, blocked for RB Alvin Kamara as he totaled 179 yards from scrimmage in the Saints' 13-10 Monday Night victory...Part of a blocking effort where the Saints rushed for 152 yards, helping them earn a 36-27 victory over the defending Super Bowl champions, vs. Tampa Bay, Oct. 31...At Tennessee, Nov. 14, blocked for an offense that posted season-high 287 passing yards...Inactive for the next five contests...Placed on Reserve/COVID-19, Dec. 24 and activated, 1/5/22...In season finale at Atlanta, 1/9/22, finished strong, blocking for an offense that totaled 195-rushing yards, the second-best output of the season. **2020** – Started all 16 regular season games and both postseason contests at RT and earned AP second-team All-Pro and PFWA All-NFL/All-NFC...Started 50th career game vs. Green Bay, Sept. 27...Blocked for an offense that gained 138 yards rushing at Tampa Bay, Nov. 8...Blocked for an offense that gained 115 yards rushing vs. San Francisco, Nov. 15...Blocked for an offense that gained 168 yards rushing vs. Atlanta, Nov. 22...Blocked for an offense that rushed for 229 yards and four scores at Denver, Nov. 29...Blocked for an offense that rushed for over 200 yards for second consecutive week at Atlanta, Dec. 6...Blocked for an offense that rushed for 264 yards and scored seven rushing touchdowns, including an NFL record-tying six by Kamara vs. Minnesota, Dec. 25...In regular season finale at Carolina, 1/3/21, blocked for an offense that rushed for 157 yards. **2019** – Started all 16 regular season games and the postseason contest at RT, earning AP first-team All-Pro and PFWA All-NFL and All-NFC...In season-opening Monday Night Football victory vs. Houston, Sept. 9, blocked for an offense that gained 510 total net yards...At Seattle, Sept. 22, blocked for an offense that did not allow QB Teddy Bridgewater to get sacked...Vs. Tampa Bay, Oct. 6, blocked for an offense that gained 457 yards of total offense, four passing touchdowns and did not allow Bridgewater to get sacked...Blocked for back-to-back 100-yard rushing games from RB Latavius Murray at Chicago, Oct. 20 and vs Tampa Bay, Oct. 27...Vs. San Francisco, Dec. 9, blocked for an offense that gained 465 total net yards, six touchdowns and didn't allow QB Drew Brees to get sacked...Vs. Indianapolis, Dec. 16, blocked for a line that did not surrender a sack. **2018** – Started the first 15 regular season games and both playoff contests at RT, earning *Associated Press* second-team All-Pro honors...At N.Y. Giants, Sept. 30, part of an offensive line that blocked for Kamara gaining a season-high 139 yards rushing and season-best three TDs...Vs. L.A. Rams, Nov. 4, blocked for an offense that didn't surrender a sack for second consecutive week and gained 487 total net yards...At Cincinnati, Nov. 11, blocked for an offense that didn't surrender a sack for third consecutive week and gained 509 total net yards...Vs. Philadelphia, Nov. 18, blocked for an offensive line that did not surrender a sack for fourth consecutive week and gained 546 total net yards...In NFC Divisional Playoff game vs. Philadelphia, 1/13/19, paved the way for a rushing attack that recorded 137 yards. **2017** – Started all 16 regular season



PLAYERS



games and both postseason contests...Started at LT in his NFL debut on Monday Night Football in regular season opener at Minnesota, Sept. 11...Started at RT vs. New England, Sept. 17 and at Carolina, Sept. 24...Started at LT before moving to RT in second half following season-ending knee injury to Zach Strief against Miami at London's Wembley Stadium, Oct. 1, the position he would man for the remainder of season...Blocked for back-to-back 100-yard rushing games from RB Mark Ingram II vs. Detroit, Oct. 15 and at Green Bay, Oct. 22....Part of an offense that blocked for Brees passing 23-of-28 for 299 yards vs. Chicago, Oct. 29...Opened up running lanes for 151 yards on the ground vs. Tampa Bay, Nov. 5...Part of a line that blocked for 131 yards rushing and did not allow Brees to be sacked vs. N.Y. Jets, Dec. 17.

**COLLEGE** – Played only one season at Wisconsin after transferring from Wisconsin-Stevens Point in 2015, where he played his first two seasons...Started all 14 games at left tackle in 2016 in Madison on the way to consensus first-team All-American and All-Big Ten honors...Anchored an offensive line that helped the Badgers rush for 203.1 yards per game...Ranked as season's top run blocker among FBS tackles by Pro Football Focus...Allowed just one sack and eight pressures, per PFF...First-team All-Wisconsin Intercollegiate Athletic Conference and a third-team All-Region selection as a sophomore in 2014, where as a starter at left tackle, helped UWSP rank third in league in scoring offense and total offense...As a freshman in 2013, was a second-team All-WIAC selection, when he played in nine games with eight starts at left tackle and was named team's offensive freshman of the year... Initially enrolled at Division II Winona State in 2012, but did not compete...Took classes at Mid-State Technical College after leaving Winona State, before enrolling at UW-Stevens Point...Sociology major.

**PERSONAL** – Attended Stevens Point (Wis.) Area HS, where as a senior, was named first-team All-State by the Wisconsin Football Coaches Association, *AP* honorable mention All-State, first-team All-Region, first-team All-Wisconsin Valley Conference, team Most Valuable Player and Offensive Player of the Year...Played in the 2012 WFCAs All-Star Game...Enjoys hunting, fishing and watching hockey... Chose the Jockey Being Family Foundation as his cause for the National Football League's 'My Cause, My Cleats' promotion in both 2021 and 2022 to bring awareness to the importance of post-adoption services...Ryan Mack Ramczyk was born April 22, 1994 in Stevens Point, Wis.

## RYAN RAMCZYK

Games Played/Started: New Orleans — (2017, 16/16); (2018, 15/15); (2019, 16/16); (2020, 16/16); (2021, 10/10); (2022, 16/16) Totals: 89/89

### POSTSEASON

Games Played/Started: New Orleans — (2017, 2/2); (2018, 2/2); (2019, 1/1); (2020, 2/2) Totals: 7/7





**MALCOLM  
ROACH**

**97  
DL**

HEIGHT: 6-3 • WEIGHT: 290

COLLEGE: TEXAS

JOINED SAINTS: FA-20

NFL EXPERIENCE: 4

BORN: 6/9/98

**NFL CAREER** – Signed as an undrafted free agent out of Texas in 2020, Roach brings speed and strength to the interior of the Saints defensive line. In his first three seasons, Roach has provided valuable depth playing in 29 games with five starts, posting 52 tackles (25 solo), one sack, one interception, one pass defense, six quarterback hits and four stops for loss. Heading into the 2022 season, the Louisiana native looks to continue to make an impact on the Saints defensive line.

**CAREER TRANSACTIONS** – Agreed to terms, 3/22/23; Activated from Injured Reserve, 10/8/22; Placed on Injured Reserve, 9/1/22; Signed to a Reserve/Future Contract, 1/12/22; Standard practice squad elevation, 1/8/22; Activated from Reserve/COVID-19, 1/1/22; Placed on Reserve/COVID-19, 12/27/21; Signed to the Practice Squad, 12/9/21; Waived, 12/7/21; Activated from Injured Reserve, 12/6/21; Placed on Injured Reserve, 11/20/21; Agreed to terms, 4/27/20.

**2021** – Appeared in 13 games with three starts and recorded a career-high 26 tackles (14 solo) and his first career sack...At Pittsburgh, Nov. 13, posted career-high seven tackles (career-high five solo) and first career sack. 2021 – Appeared in seven games with two starts, posting ten tackles (four solo), an interception and a pass defended...Vs. Green Bay, Sept. 12, made his first career start at DT and recorded one solo tackle as Packers managed only 43 yards rushing on 15 carries (2.9 avg.)... Rotated at DT and recorded two tackles (one solo) and his first career interception, at Carolina, Sept. 19, as the Panthers were held to 2.7 yards per carry on 33 rushes... At New England, Sept. 26, started as New Orleans surrendered only 49 rushing yards on 17 carries...Recorded two tackles and a quarterback hit, vs. N.Y. Giants, Oct. 3... At Washington, Oct. 10, rotated at DT and recorded a solo tackle...Inactive next three contests...At Tennessee, Nov. 14, rotated at DT and had one assisted tackle as New Orleans surrendered only 66 yards rushing on 29 carries (2.3 avg.)...Placed on Injured Reserve (knee), Nov. 20...Activated, Dec. 6...Waived, Dec. 7...Re-signed to practice squad, Dec. 9...At Atlanta, 1/9/22, rotated at DT and recorded three tackles (one solo) with a quarterback hit. 2020 – Appeared in nine regular season contests and posted 16 tackles (seven solo)...In opener vs. Tampa Bay, Sept. 13, made NFL debut, recording two solo tackles...At Las Vegas, Sept. 21, played on defense and special teams and recorded four tackles (two solo), including a stop for loss...Vs. Green Bay, Sept. 27, recorded an assisted tackle...At Tampa Bay, Nov. 8, played on defense and special teams and made two assisted tackles...Vs. Kansas City, Dec. 20, played on defense and special teams and recorded four tackles...Vs. Minnesota, Dec. 25, played on defense and special teams and recorded a solo tackle.

**COLLEGE** – A four-year defensive lineman who played in 47 career games with 23 starts at Texas...Spent time at both defensive end and linebacker...One of six

# VETERANS



PLAYERS

Longhorns elected by their teammates as a captain for the 2019 season...Made 40 tackles, including nine tackles for a loss, three sacks, one pass breakup and blocked a kick in 2019 as a senior, when he played in 13 games and made 12 starts...In 2018 as a junior, played in nine games with three starts. Made 24 tackles (17 solo) with 1.5 stops for loss, two quarterback hurries and a pass breakup...In 2017 as sophomore, played in all 13 games while making three starts. Totaled 37 tackles with four tackles for loss, two sacks and a pass breakup... In 2016 as a true freshman, played in 12 games and made five starts. Made 33 tackles (25 solo), eight stops for loss and three sacks...Garnered honorable mention for Big 12 Defensive Freshman of the Year... Eight TFL are tied for eighth-most all-time among UT freshmen...Graduated with youth and community studies degree.

**PERSONAL** – Coached by his father Mike Roach Sr. at Madison Preparatory (Baton Rouge, La.) Academy...Four-time All-State selection...Participated in 2016 Offense-Defense All-American Bowl...Named 2015 first-team Louisiana Sports Writers Association 2A All-State linebacker and Louisiana Football Coaches Association first-team composite...*Baton Rouge Advocate* All-Metro Outstanding Defensive Player, and Small School MVP...No. 35 in *Times-Picayune* Nifty 50...2014 Louisiana Sports Writers Association first-team 1A All-State defensive lineman, and also a Louisiana Football Coaches Association honorable mention selection...*Advocate* All-Metro... Chosen as the NOLA.com All-Baton Rouge Small Schools Defensive Player of Year... 2013 Louisiana Sports Writers Association first-team 1A All-State DL...Attended Southern Laboratory (Baton Rouge) HS as freshman...Louisiana Sports Writers Association Honorable mention 1A All-State selection...Competed in shot put and discus...Older brother, Mike Jr. an All-SWAC safety at Grambling State University... Father was All-American linebacker at Southern University...Volunteers his time with the Boy Scouts in Baton Rouge when he is home...Can sing and play the piano...In January, teamed up with John Fayard Moving to donate \$5,000 worth of new football equipment to Fisher High School in Lafitte after the devastation caused by Hurricane Ida in 2021 to both their school and football program...Interacted with fans at the 2023 Saints Draft Crawfish Cook-off, which benefited several Autism-related non-profits... Born in Baton Rouge, La. on June 9, 1998.

## MALCOLM ROACH

Year	Team	GP	GS	Tot	TACKLES			Yds	INTERCEPTIONS				FUMBLES			
					Solo	Asst	Sk		No	Yds	Lg	TD	PD	FF	FR	Yds
2020	New Orleans	9	0	16	7	9	0.0	0.0	0	0	0	0	0	0	0	0
2021	New Orleans	7	2	10	4	6	0.0	0.0	1	5	5	0	1	0	0	0
<b>NFL Totals</b>		<b>16</b>	<b>2</b>	<b>26</b>	<b>11</b>	<b>15</b>	<b>0.0</b>	<b>0.0</b>	<b>1</b>	<b>5</b>	<b>5</b>	<b>0</b>	<b>1</b>	<b>0</b>	<b>0</b>	<b>0</b>

**CAREER HIGHS:** Tackles — 4, at Las Vegas (9/21/20) and vs. Kansas City (12/20/20); Sacks — 0; Interceptions — 1, at Carolina (9/19/21); Passes Defensed — 1, at Carolina (9/19/21); Forced Fumbles — 0; Fumble Recoveries — 0; Special Teams Tackles — 0.



**BRADLEY  
ROBY**

**21  
CB**

HEIGHT: 5-11 • WEIGHT: 194  
COLLEGE: OHIO STATE  
JOINED SAINTS: TR-21 (HOU)  
NFL EXPERIENCE: 10  
BORN: 5/1/92

**NFL CAREER** – Acquired by New Orleans via a Week One trade in 2021 after spending the first five years of his career with the Broncos (2014-18) and two with the Texans (2019-2020), Roby has contributed to the Saints secondary the last two seasons and will be counted on further in 2023. He has recorded 369 career tackles (326 solo), 85 passes defended, 11 interceptions with three returned for TDs, five sacks, 16 tackles for loss, eight forced fumbles, six fumble recoveries, one special teams stop and one coverage fumble recovery in 126 regular season games played with 60 starts. In six postseason contests with two starts, he's tallied 18 solo tackles, six passes defended, an interception and one forced fumble. Roby was the third cornerback in NFL history to total at least 300 tackles in their first 45 games started. In 2016, he joined Marcus Peters, Stephon Gilmore and Erik Harris as the only players to record multiple interceptions returned for TDs of more than 50 yards in a season since 2015.

**HONORS – 2016:** Week 7 AFC Defensive Player of the Week.

**CAREER TRANSACTIONS** – Activated by Saints off Injured Reserve, 11/26/22; Placed by New Orleans on Injured Reserve, 10/25/22; Acquired by New Orleans from Houston in exchange for a 2022 third round draft pick and future considerations in 2023, 9/9/21; Re-signed by Texans, 3/18/20; Signed by Texans to a one-year contract (UFA-Den.), 3/13/19; Broncos exercise fifth-year option on rookie contract, 4/18/17; Signed by Broncos to a four-year contract, 8/10/14; Selected by Denver in the first round (31st overall) of the 2014 NFL Draft.

**2022** – Played in 13 games with ten starts for New Orleans and posted 36 tackles (29 solo), five passes defended and two fumble recoveries...In season opener at Atlanta, Sept. 11, started and recorded five solo tackles, one pass defended, one forced fumble and one fumble recovery...Vs. Tampa Bay, Sept. 18, started and posted five tackles (four solo)...At Carolina, Sept. 25, started and registered four tackles (three solo) and one pass defended...Vs. Seattle, Oct. 9, appeared at nickel corner and recorded one solo tackle...At Arizona, Oct. 20, started at right cornerback and posted one solo tackle before leaving the game due to ankle injury, which forced him to a four-game stint on Injured Reserve. At San Francisco, Nov. 27, started and registered two tackles (one solo) before leaving in the third quarter (concussion evaluation)...Vs. Atlanta, Dec. 18, started at RCB and recorded one solo tackle and recovered his team-leading second fumble of the season to help seal the win with 2:03 left...At Cleveland, Dec. 24, finished with three solo tackles and one pass defended in a standout defensive effort where the team only gave up 135 net yards passing...Vs. Carolina, 1/8/23, started at nickel corner and posted one pass defense as New Orleans surrendered only 32 net passing yards, the sixth lowest total by a Saints opponent all-time and Panthers signal-caller Sam Darnold managed only a 2.8 passer rating, the lowest



an opposing quarterback (min. ten. att.) ever had against the Saints. **2021** – Played in 14 games with one start in first season for New Orleans and recorded 23 tackles (19 solo), one sack, a two-yard interception return and five passes defended...In Saints debut at Carolina, Sept. 19, posted two tackles and one sack...Recorded his first pick as a Saint to go with a season-high eight tackles, vs. Buffalo, Nov. 25...Posted one solo tackle vs. Dallas, Dec. 2. Also his 21st career contest with multiple passes defended (two). **2020** – Started ten games with the Houston Texans and notched 37 tackles (33 solo), two stops for loss, an interception, seven passes defended and one fumble recovery...Recorded two solo tackles and one pass defended at Pittsburgh, Sept. 27 to become the sixth defensive back in the NFL with a pass defended and stop for loss in each of the past four seasons...Logged seven tackles (six solo) and two passes defended vs. Minnesota, Oct. 4...Recorded seven tackles (six solo), two passes defended and an interception, at Tennessee, Oct. 18...Notched five tackles (four solo), one pass defense and one stop for loss vs. New England, Nov. 22, marking his seventh career game with at least one stop for loss and a pass defended...Registered a pass defense and his first fumble recovery since the 2017 season at Detroit, Nov. 26. **2019** – Started all ten games he played in his first season with Texans and amassed 38 tackles (35 solo), two tackles for loss, a sack, a quarterback hit, two interceptions (one returned for a touchdown), eight passes defended and a forced fumble. Started both postseason contests and posted 11 solo tackles and two passes defended...Tied for the team lead with nine tackles (eight solo), tying single-game career-high in the opener at New Orleans, Sept. 9. Nine tackles were the most he had posted since Week Nine of 2016...Tallied seven total tackles (six solo), a pass defense and a forced fumble vs. Atlanta, Oct. 6...Vs. New England, Dec. 1, finished with four tackles (three solo), a sack, an interception, a stop for loss, a quarterback hit and a pass defense. Posted one sack and one pick in same game for the first time in his NFL career, becoming the seventh defensive back to do so on the season and the ninth Texans player in team history to accomplish the feat; Finished with one solo tackle and two passes defended, marking his first game with multiple passes defended on the season...Finished with four solo tackles, an interception returned for a touchdown and two passes defended at Tampa Bay, Dec. 21. Registered second game of 2019 with multiple passes defended (Week Six at Kansas City). Notched his first pick-six since Week 13 of 2016 at Jacksonville, the third of his career...Set a new postseason single-game career-high in tackles and solo stops, posting seven solo tackles and two passes defended in AFC Wild Card Playoff win over Buffalo, 1/4/20...Registered second career postseason game with multiple passes defended (Super Bowl 50). Tied for third on team with four solo tackles in AFC Divisional Playoff loss at Kansas City, 1/12/20. **2018** – Wrapped up final season with the Broncos with 50 tackles (45 solo), 12 passes defended, two forced fumbles, one interception and a stop for a loss in 15 games played and started...Recorded two solo tackles, an interception and a career-high four passes defended at Arizona, Oct. 18...Matched a season-high with six tackles (five solo) at Kansas City, Oct. 28...Set a season-high with six solo tackles, one pass defended and one forced fumble vs. Pittsburgh, Nov. 25...Registered five tackles (four solo) and a pass defense vs. Cleveland, Dec. 15. **2017** – Registered 42 tackles (35 solo), a career-high 17 passes defended, an interception, a stop for loss, a forced fumble and a fumble recovery in 16 games with four starts...Finished with five tackles (three solo), a pick and two passes defended vs. San Diego, Sept. 11...Notched five solo tackles and one pass defense at Philadelphia, Nov. 5...Tallied four tackles (three solo), a forced fumble, a fumble recovery and season-high three passes defended at Miami, Dec. 3. **2016** –Recorded 39 tackles (34 solo), eight passes defended, one sack, a forced fumble and two picks returned for touchdowns; Joined Peters as the only players to record multiple picks returned for touchdowns of more than 50 yards in same season since joining the National Football League in 2014...Earned AFC Defensive Player of the Week after



# VETERANS



PLAYERS

recording seven tackles (four solo), two passes defended and a pick returned for a touchdown vs. San Diego, Oct. 30...Set a career-high with nine tackles (eight solo) and one sack at Oakland, Nov. 6...Tallied two solo tackles, one forced fumble and two passes defended at Saints, Nov. 13...Amassed three solo tackles, two passes defended and one pick returned for a touchdown at Jacksonville, Dec. 4. **2015** – Finished with 40 tackles (34 solo), ten passes defended, a 19-yard interception return, one stop for loss, a forced fumble and a 21-yard fumble recovery for a touchdown. Made five solo tackles, three passes defended and one forced fumble in three playoff games, helping Broncos capture Super Bowl 50...Recovered a Jamaal Charles fumble late in the fourth quarter and returned it 21 yards for a TD at Kansas City, Sept. 17, to give Broncos a 31-24 win...Tallied two solo tackles, one pick and one pass defense at Detroit, Sept. 27...Matched season-high with five solo tackles, a forced fumble and a pass defense vs. Minnesota, Oct. 4...Notched four solo tackles, a stop for loss and a pass defense in overtime win vs. Cincinnati, Dec. 28...Recorded three solo tackles and a forced fumble in AFC Wild Card Playoff victory vs. Pittsburgh, 1/17/16...Finished with two solo tackles and three passes defended vs. Carolina in Super Bowl win. **2014** – Played in 16 regular season games with two starts and played in AFC Divisional playoff and registered career-high 64 tackles (62 solo), 13 passes defended, five stops for loss, two forced fumbles, a fumble recovery, one sack, a special teams stop and one coverage fumble recovery. Tied for second-most tackles and passes defended among rookie cornerbacks...Made seven solo tackles, a season-high three passes defended and a fumble recovery vs. Indianapolis, Sept. 7...Notched six solo tackles and two stops for loss vs. Kansas City, Sept. 16...Finished with three solo tackles, one sack, one quarterback hit, one stop for loss and two passes defended at Jets, Oct. 12...Tallied two solo tackles, a forced fumble, two passes defended and first-career pick on Tom Brady at Patriots, Nov. 2...Registered four solo tackles, two passes defended, a stop for loss and a pick at Raiders, Nov. 9...Finished with season-high nine solo tackles, a stop for loss and a forced fumble vs. Buffalo, Dec. 7...Recorded two solo tackles and first post-season pick in Divisional Playoff vs. Colts, 1/11/15.

**COLLEGE** – Played three seasons (2011-13) at Ohio State after redshirting in 2010. Started all 37 games. Tallied 44 passes defended and eight interceptions, including two interceptions returned for touchdowns. Returned two blocked punts for TDs and a recovered fumble for a TD; 2013 first-team All-Big Ten, when he finished with 69 tackles (54 solo), three picks and 16 passes defended. Named second-team All-America and first team all-Big Ten in 2012. Led nation and tied school record with 19 passes defended as redshirt sophomore. Finished as only player in the country to score touchdowns three different ways (interception, fumble recovery and blocked punt). Earned the Buckeyes' first-year Defensive Player Award after tying for team lead with three interceptions as a redshirt freshman...Communications major.

**PERSONAL** – Attended Peachtree Ridge (Suwanee, Ga.) HS...Received All-Gwinnett County accolades following senior year in 2009...In 2016, as a member of the Broncos, joined PBA star Sean Rash and Mike Dobbyn, the world record holder for the longest drive, as a host for the Smile Generation Strikes for Kids Golf Par-Tee at Topgolf to support Big Brothers & Big Sisters of Denver.

## BRADLEY ROBY

Year	Team	GP	GS	Tot	TACKLES			Yds	INTERCEPTIONS					FUMBLES		
					Solo	Asst	Sk		No	Yds	Lg	TD	PD	FF	FR	Yds
2014	Denver	16	2	64	62	2	1.0	3.0	2	0	0	0	13	2	1	0
2015	Denver	16	4	40	34	6	0.0	0.0	1	19	19	0	10	1	1	21
2016	Denver	16	4	39	34	5	1.0	0.0	2	102	51t	2	8	1	0	0

# VETERANS



PLAYERS

## BRADLEY ROBY

Year	Team	GP	GS	Tot	TACKLES			Yds	INTERCEPTIONS			FUMBLES				
					Solo	Asst	Sk		No Yds	Lg	TD	PD	FF	FR	Yds	
2017	Denver	16	4	42	35	7	1.0	0.0	1	0	0	17	1	1	0	
2018	Denver	15	15	50	45	5	0.0	0.0	1	0	0	12	2	0	0	
2019	Houston	10	10	38	35	3	1.0	10.0	2	49	27	1	8	1	0	
2020	Houston	10	10	37	33	4	0.0	0.0	1	0	0	7	0	1	0	
2021	New Orleans	14	1	23	19	4	1.0	7.0	1	2	2	5	0	0	0	
2022	New Orleans	13	10	36	29	7	0.0	0.0	0	0	0	5	0	2	6	
<b>NFL totals</b>		<b>126</b>	<b>60</b>	<b>369</b>	<b>326</b>	<b>43</b>	<b>5.0</b>	<b>20.0</b>	<b>11</b>	<b>172</b>	<b>51</b>	<b>3</b>	<b>85</b>	<b>8</b>	<b>6</b>	<b>27</b>
<b>Saints totals</b>		<b>27</b>	<b>11</b>	<b>59</b>	<b>48</b>	<b>11</b>	<b>1.0</b>	<b>7.0</b>	<b>1</b>	<b>2</b>	<b>2</b>	<b>10</b>	<b>0</b>	<b>2</b>	<b>6</b>	

**ADDITIONAL STATISTICS:** Special Teams Tackles — (2014, 1) Total: 1; Special Teams Fumble Recoveries — (2014, 1) Total: 1.

**CAREER HIGHS:** Tackles — 9 (3x), last at New Orleans (9/9/19); Solo Tackles — 9, vs. Buffalo (12/7/14); Sacks — 1 (5x), last at Carolina (9/19/21); Interceptions — 1 (12x), last vs. Buffalo (11/25/21); Int. Ret. for TD — 1 (3x), last at Tampa Bay (12/21/19); Passes Defensed — 4, at Arizona (10/18/18); Forced Fumbles — 1 (8x), last vs. Atlanta (10/6/19); Fumble Recoveries — 1 (6x), last vs. Atlanta (12/18/22); Special Teams Tackles — 1, at Kansas City (11/30/14).

### POSTSEASON

Year	Team	GP	GS	Tot	TACKLES			Yds	INTERCEPTIONS			FUMBLES				
					Solo	Asst	Sk		No Yds	Lg	TD	PD	FF	FR	Yds	
2014	Denver	1	0	2	2	0	0.0	0.0	1	2	2	0	1	0	0	0
2015	Denver	3	0	5	5	0	0.0	0.0	0	0	-	-	3	1	0	0
2020	Houston	2	2	11	11	0	0.0	0.0	0	0	-	-	2	0	0	0
<b>NFL totals</b>		<b>6</b>	<b>2</b>	<b>18</b>	<b>18</b>	<b>0</b>	<b>0.0</b>	<b>0.0</b>	<b>1</b>	<b>2</b>	<b>2</b>	<b>0</b>	<b>6</b>	<b>1</b>	<b>0</b>	<b>0</b>

**POSTSEASON CAREER HIGHS:** Tackles — 7, vs. Buffalo (1/4/20); Solo Tackles — 7, vs. Buffalo (1/4/20); Interceptions — 1, vs. Indianapolis (1/11/15); Int. Ret. for TD — 0; Passes Defensed — 3, vs. Carolina (2/7/16); Forced Fumbles — 1, vs. Pittsburgh (1/17/16).



**CESAR  
RUIZ**

**51  
C/G**

**HEIGHT: 6-4 • WEIGHT: 316**

**COLLEGE: MICHIGAN**

**JOINED SAINTS: D1-2020**

**NFL EXPERIENCE: 4**

**BORN: 6/14/99**

**NFL CAREER** – An athletic, versatile and intelligent lineman, the club's first round draft pick in 2020 has settled into the right guard position, where his 46 consecutive games started from 2020 through Week 15 of the 2022 campaign was the club's longest streak at the time. The former Michigan standout has the flexibility to play all three interior positions, opening games at both right guard and center in 2021 and 2022.

**CAREER TRANSACTIONS** – Placed on Injured Reserve, 12/20/22; Signed, 7/27/20; Selected in the first round (24th overall) of the 2020 NFL Draft.

**2022** – Opened all 14 games he appeared in before being placed on injured

## VETERANS

reserve with a lisfranc injury, suffered late in team's win vs. Atlanta, Dec. 18, starting at right guard for 13 games and center for one...Vs. Seattle, Oct. 9, blocked for an offense that gained 235 yards rushing with two 100-yard rushers and three rushing TDs...Moved to center in second quarter vs. Baltimore, Nov. 7, due to Erik McCoy's injury...Started at center at Tampa Bay, Dec. 5. **2021** – Only Saints offensive player to open all 17 games. After starting season-opening win over Green Bay, Sept. 12, at right guard, moved to center for the next four contests due to McCoy's injury, before returning to right guard for final 12 games. **2020** – Played in 15 games with nine starts at right guard and opened both postseason contests...Started vs. Atlanta, Nov. 22, blocking for an offense that gained 168 yards rushing...Started at Denver, Nov. 29, and blocked for an offense that rushed for 229 yards and four TDs...Started vs. Minnesota, Dec. 25, for an offense that rushed for a season-high 264 yards and club-record seven TDs, including an NFL record-tying six by RB Alvin Kamara.

**COLLEGE** – Started his final 31 games at Michigan during a 36-game career – five at right guard and the final 26 at center...Opened all 13 games in 2019 and selected second-team All-Big Ten by conference coaches...In 2018, earned All-Big Ten third-team (coaches), starting all 13 games at center...In 2017, played in ten games and made five starts at right guard...Majored in Afro-American and African studies.

**PERSONAL** – Attended IMG (Bradenton, Fla.) Academy, where he helped lead his team to undefeated seasons in both 2015 and 2016...As a senior in 2016, anchored an IMG offensive line that helped produce 2,000 yards passing and 1,879 yards rushing in 11 games...Played in 2017 Under Armour All-American Game...ESPN four-star recruit, ranked No. 69 nationally and the No. 1 center...Attended the 2016 "Opening" Nike Camp in Beaverton, Oregon...Transferred to IMG from Camden (N.J.) High School, where he spent his first two years.

## CESAR RUIZ

Games Played/Started: New Orleans — (2020, 15/9); (2021, 17/17); (2022, 14/14) Totals: 46/40

### POSTSEASON

Games Played/Started: New Orleans — (2020, 2/2) Totals: 2/2



**KHALEN  
SAUNDERS**

**99  
DT**

**HEIGHT: 6-0 • WEIGHT: 324**  
**COLLEGE: WESTERN ILLINOIS**  
**JOINED SAINTS: UFA-23 (KC)**  
**NFL EXPERIENCE: 5**  
**BORN: 8/9/96**

**NFL CAREER** – Originally selected by the Chiefs in the third round (84th overall) of the 2019 NFL Draft out of Western Illinois, Khalen Saunders enters his fifth NFL season and first with the New Orleans Saints. The St. Louis, Mo. native has appeared in 38 career regular season games with five starts, recording 81 tackles (40



PLAYERS

solo), 4.5 sacks, two passes defended and three stops for loss. The fifth-year pro has also appeared in six postseason contests, posting eight tackles (six solo) and one sack as a member of Kansas City's Super Bowl LIV and LVII Championship teams. Saunders comes to the Saints after turning in his most productive season as a pro in 2022, setting career highs in games played (16), tackles (48), sacks (3.5) and stops for loss (three).

**CAREER TRANSACTIONS** – Agreed to terms with the New Orleans Saints (UFA-KC), 3/17/23; Placed on Injured Reserve by the Chiefs, 11/30/21; Placed on Injured Reserve by the Chiefs, 9/19/20; Signed by the Chiefs to a four-year contract, 6/4/19; Originally selected by the Chiefs in the third round (84th overall) of the 2019 NFL Draft.

**2022** – Played in a career-high 16 games in 2022 as a member of team's defensive line rotation and posted career-highs in tackles (48), sacks (3.5) and stops for loss (three) in his final season in Kansas City, as Chiefs finished eighth in the NFL in run defense (107.2 ypg.). Also appeared in three postseason contests and posted five tackles and one sack as a member of the Super Bowl LVII Champions...at Indianapolis, Sept. 25, tallied a career-high eight tackles (three solo)...Vs. Tennessee, Nov. 6, recorded six tackles (three solo) and a 12-yard sack of Titans QB Malik Willis... Vs. Jacksonville, Nov. 13, posted two tackles (one solo) and a takedown of Jaguars QB Trevor Lawrence...In the AFC Championship vs. Cincinnati, 1/29/23, Recorded a postseason career high three solo tackles...In Super Bowl LVII vs. Philadelphia, 2/12/23, tallied two tackles (one solo) and his first post-season sack, taking down Eagles QB Jalen Hurts for a one-yard loss as the Chiefs won 38-35. **2021**– Appeared in seven games and recorded eight tackles (two solo)...At Tennessee, Oct. 24, Posted a season-high four tackles (one solo)...Placed on Injured Reserve with a knee injury, Nov. 30, and missed the remainder of the season. **2020**– Appeared in three regular season contests with one start and posted three solo tackles as the Chiefs advanced to Super Bowl LV...Placed on Injured Reserve, Sept. 19. **2019** – Appeared in 12 regular season games with a career-high four starts as a rookie and recorded 22 tackles (13 solo), a sack and a pass defense. Appeared in three postseason contests, tallying three tackles (two solo) as a member of the Super Bowl LIV Champions...In Super Bowl, LIV vs. San Francisco, 2/2/20, recorded one solo tackle as Kansas City won 31-20.

**COLLEGE** – Appeared in 46 games for Western Illinois University, tallying 203 tackles (120 solo), 17.5 sacks for 113 yards lost, six passes defended, four forced fumbles and three fumble recoveries in four seasons...Appeared in 11 games as a senior in 2018, recorded 72 tackles (42 solo), 6.5 sacks for 38 yards lost, one pass defended, one forced fumble and one fumble recovery...Became WIU's first-ever Senior Bowl participant and recorded the first sack of the 2019 game...Majored in math education.

**PERSONAL** – Lettered in football, wrestling and track & field at Parkway Central (Chesterfield, Mo.) HS...Earned All-Conference and All-State honors...Team placed second in state during 2013 football season...Was runner-up junior year in the state track meet in shot put...Nicknamed "Bingo" as a youngster...Brother, Kameron, has been a choreographer and dancer on three of Taylor Swift's tours, including her current "Eras" tour...Also enjoys playing the piano...Born August 9, 1996...First name pronounced: KAH-len.



# VETERANS



PLAYERS

## KHALEN SAUNDERS

Year	Team	GP	GS	Tot	TACKLES			Yds	INTERCEPTIONS				FUMBLES			
					Solo	Asst	Sk		No	Yds	Lg	TD	PD	FF	FR	Yds
2019	Kansas City	12	4	22	13	9	1.0	0.0	0	0	-	-	1	0	0	0
2019	Kansas City	3	1	3	3	0	0.0	0.0	0	0	-	-	0	0	0	0
2020	Kansas City	7	0	8	2	6	0.0	0.0	0	0	-	-	0	0	0	0
2021	Kansas City	16	0	48	22	26	3.5	22.5	0	0	-	-	1	0	0	0
<b>NFL totals</b>		<b>38</b>	<b>5</b>	<b>81</b>	<b>40</b>	<b>41</b>	<b>4.5</b>	<b>22.5</b>	<b>0</b>	<b>0</b>	<b>-</b>	<b>-</b>	<b>2</b>	<b>0</b>	<b>0</b>	<b>0</b>

**CAREER HIGHS:** Tackles — 8, at Indianapolis (9/25/22); Solo Tackles — 3 (3x), last vs. Tennessee (11/6/22); Sacks — 1 (4x), last vs. Denver (1/11/23); Interceptions — 0; Int. Ret. for TD — 0; Passes Defensed — 1 (2x), last at Houston (12/8/22); Forced Fumbles — 0; Fumble Recoveries — 0; Special Teams Tackles — 0.

### POSTSEASON

Year	Team	GP	GS	Tot	TACKLES			Yds	INTERCEPTIONS				FUMBLES			
					Solo	Asst	Sk		No	Yds	Lg	TD	PD	FF	FR	Yds
2019	Kansas City	3	0	3	2	1	0.0	0.0	0	0	-	-	0	0	0	0
2022	Kansas City	3	0	5	4	1	0.0	0.0	0	0	-	-	0	0	0	0
<b>NFL totals</b>		<b>6</b>	<b>0</b>	<b>8</b>	<b>6</b>	<b>2</b>	<b>1.0</b>	<b>1.0</b>	<b>0</b>	<b>0</b>	<b>-</b>	<b>-</b>	<b>0</b>	<b>0</b>	<b>0</b>	<b>0</b>

**POSTSEASON CAREER HIGHS:** Tackles — 3, vs. Cincinnati (1/29/23); Solo Tackles — 3, vs. Cincinnati (1/29/23); Interceptions — 0; Sacks — 1, vs. Philadelphia (2/12/23); Passes Defensed — 0; Forced Fumbles — 0.



## RASHID SHAHEED 22 WR/RS

**HEIGHT: 6-0 • WEIGHT: 180**  
**COLLEGE: WEBER STATE**  
**JOINED SAINTS: FA-22**  
**NFL EXPERIENCE: 2**  
**BORN: 8/31/98**

**NFL CAREER** – A speedy and talented wideout/return specialist with a 6-2, 211-pound frame, Rashid Shaheed burst onto the scene in 2022. Signed by the Saints as an undrafted free agent out of Weber State, Shaheed was activated from the practice squad in mid-October and made an instant impact, scoring touchdowns on his first two offensive touches. The San Diego, Calif. native appeared in 12 games with six starts, catching 28 passes for 488 yards (17.4 avg.) and two scores, carried four times for 57 yards and a score, returned 20 punts for 193 yards (9.7 avg.) and 14 kicks for 320 yards (22.9 avg.). In 2023, Shaheed looks to continue to further develop into an offensive weapon and deep threat for the Saints after his early success as a rookie.

**CAREER TRANSACTIONS** – Signed to active roster, 10/15/22; Signed to practice squad, 8/31/22; Waived, 8/30/22; Agreed to terms with New Orleans Saints, 5/1/22.

**2022** – Appeared in 12 games with six starts as a rookie and caught 28 passes for 488 yards (17.4 avg.) with two touchdowns, carried four times for 57 yards and a score, returned 20 punts for 193 yards (9.7 avg.) and 14 kicks for 320 yards (22.9 avg.)...Vs. Cincinnati, Oct. 16, played in his first career game after being signed from the practice



squad. Recorded a 44-yard touchdown run on his first career touch. Shaheed was the first Saint to score on their career first touch since WR Brandon Coleman scored a 12-yard touchdown against the Arizona Cardinals on Sept. 13, 2015. It was also tied for the longest rush for a first career rush in club history with WR Torrance Small, who had a 44-yard rushing touchdown in his first career carry vs. Philadelphia on Oct. 1, 1995...At Arizona, Oct. 20, saw action on offense and special teams. Had a 53-yard receiving touchdown, returned two punts for 28 yards and one kickoff for 23 yards. Became the first Saint ever to score a touchdown on each of his first two offensive touches...Vs. Las Vegas, Oct. 30, started and handled return duties. Finished with a career-high three receptions for 38 yards and returned two punts for 15 yards...Vs. Baltimore, Nov. 7, returned one punt for eight yards and two kickoffs for 33 yards...At Pittsburgh, Nov. 13, caught a pass for a 12-yard gain and returned four kickoffs for 93 yards...Vs. L.A. Rams, Nov. 20, caught an eight-yard pass and had four punt returns for 40 yards...At San Francisco, Nov. 27, rushed once for six yards, caught two passes for 53 yards (26.5 avg.), including a game-long 35-yard gain and returned two punts for 18 yards and two kickoffs for 47 yards...At Tampa Bay, Dec. 5, started and handled return duties and carried once for no gain, had four receptions for 75 yards, returned two punts for a career-high 59 yards, including a career-long 42-yard return and brought back a kickoff 30 yards for a career-high 164 all-purpose yards... Vs. Atlanta, Dec. 18, started and handled return duties. Finished with three receptions for season-high 95 yards to lead the receivers and had a 68-yard touchdown reception in win. Shaheed's 68-yard touchdown catch from Taysom Hill in the first quarter was the longest touchdown play of the season for the Saints and fifth-longest reception by a Saints rookie all-time...At Cleveland, Dec. 24, started and handled return duties. Finished with four receptions for 41 yards and returned two kickoffs for 47 yards and one punt for 0 yards...At Philadelphia, 1/1/23, started and handled return duties. Recorded a club-best six receptions for team-high 79 yards, including a team-long 58-yard reception, returned three punts for 18 yards and brought back one kickoff 27 yards...Vs. Carolina, 1/8/23, started and handled return duties. Recorded three receptions for 34 yards and had a seven-yard carry.

**COLLEGE** – Five-year letterman for Weber State finished college career as one of the FCS's most prolific kickoff returners...Appeared in 52 career games and finished with 88 kickoff returns for 2,560 yards (29.1 avg.) with seven TDs and had 40 career punt returns for 575 yards (10.8 avg.). Logged 146 receptions for 2,164 yards (14.8 avg.) with 18 touchdowns and a long of 73 yards. Also had 30 rushes for 179 yards (6.0 avg.) with two scores. Finished as Weber State leader in kickoff return average. Accumulated 5,478 all-purpose yards, third in school history, and third in career punt return yardage. Finished seventh in career receiving yards with 2,164 yards and 18 TDs. 146 receptions ranks tenth in school history. The only player in Weber State history to earn All-American honors in four seasons...As a fifth-year senior in 2021, earned multiple first-team All-American honors as a kick returner and punt returner. Finished the season with two kickoffs returned for touchdowns. Had a 100-yard kickoff return for touchdown in the opener at Utah and had a 98-yard return in a win at Idaho State to break the FCS all-time record for return TDs, which was tied in 2022 by current Saints teammate Malik Flowers. Led the Big Sky conference in all-purpose yards. Had 39 receptions for 695 yards (17.8 avg.) with four TDs...During the COVID-shortened season in the Spring of 2021, earned FCS All-America and was named first-team All-Big Sky. Recorded ten kickoff returns in six games for 288 yards (28.8 avg.) with a 100-yard kickoff return for a touchdown in a win over Northern Arizona. Also led the Wildcats in receiving with 21 catches for 251 yards and three TDs...Played the first eight games of junior season (2019) before tearing ACL...Finished season with

# VETERANS



PLAYERS

20 receptions for 231 yards with three TDs, including a career-long 73 yard TD catch against Northern Iowa. Had 12 kickoff returns for 238 yards (19.8 avg.) and nine punt returns for 151 yards (16.8 avg.), as his special teams contributions helped lead Weber State to their third-straight Big Sky title...Played in all 13 games as sophomore in 2018 and led the Wildcats to a Big Sky title and trip to FCS Playoff Quarterfinals. Finished season second in the country in kickoff return average (34.3 avg.) on 19 returns for 651 yards with two TDs. Had 100-yard return for a touchdown in a win over Northern Colorado and had a 79-yard return for a TD in win at Idaho State. Caught team-high 41 passes for 442 yards and five TDs. Earned first-team All-Big Sky and Hero Sports All-American (KR). Had season-high six catches for 62 yards and a TD in a playoff win over Southeast Missouri State...Played in all 14 games as true freshman. Helped lead the Wildcats to a school-record 11 wins and a Big Sky title. First-team All-America and first-team All-Big Sky. Named the top Collegiate Return Specialist by FCS Athletic Directors Association. The only freshman named to the FCS ADA All-America team and the first Wildcat to ever be recognized by team. Fourth in nation in kickoff returns with an average of 29.7 yards per return. Had 25 returns for 743 yards (29.7 avg.) and two TDs. Saw time at receiver and defensive back, recording one interception and finishing with 25 receptions for 545 yards and three TDs. Had 149 receiving yards with a touchdown at California. Had a career day rushing against Montana Western, finishing with 134 yards on 16 carries and one touchdown. Had a 100-yard kickoff return against Southern Utah...Majored in Health Promotion

**PERSONAL** – Played at Mt. Carmel (San Diego, Calif.) HS, where he was a two-time San Diego Section CIF selection and second-team All-State...Had 3,748 total yards with 24 touchdowns on offense and two interceptions with one touchdown on defense...Set school records for receiving yards in a game and for the longest kickoff return...Also ran track & field in high school and was a two-time section champion, clocking a 38.54 in the 400...The sport runs deep in his family's bloodlines...Father Haneef, ran track at Arizona State and mother, Cassandra, ran track at San Diego State...Younger sister, Sysha, runs track at the University of California and his youngest sister is an aspiring track star in high school...In April, joined fellow second-year teammates CB Alontae Taylor and WR Chris Olave to work with children at Martin Behrman Charter School to help open a new fit zone with a football experience, while promoting a healthy lifestyle in speaking to the youth...In May, played in the Saints Hall of Fame Golf Tournament at Chateau Country Club

## RASHID SHAHEED

		RECEIVING						RUSHING					
Year	Team	GP	GS	No	Yds	Avg	Lg	TD	Att	Yds	Avg	Lg	TD
2021	New Orleans	12	6	28	488	17.4	68t	2	4	57	14.3	44t	1
<b>NFL Totals</b>		<b>12</b>	<b>6</b>	<b>28</b>	<b>488</b>	<b>17.4</b>	<b>68t</b>	<b>2</b>	<b>4</b>	<b>57</b>	<b>14.3</b>	<b>44t</b>	<b>1</b>

		KICKOFF RETURNS					PUNT RETURNS					
Year	Team	No	Yds	Avg	Lg	TD	No	FC	Yds	Avg	Lg	TD
2021	New Orleans	14	320	22.9	31	0	20	25	193	9.7	42	0
<b>NFL Totals</b>		<b>14</b>	<b>320</b>	<b>22.9</b>	<b>31</b>	<b>0</b>	<b>20</b>	<b>25</b>	<b>193</b>	<b>9.7</b>	<b>42</b>	<b>0</b>

**CAREER HIGHS:** **Receptions** — 4 (2x), last vs. Cleveland (12/24/22); **Receiving Yards** — 95, vs. Atlanta (12/18/22); **Long Reception** — 68t, vs. Atlanta (12/18/22); **Receiving TDs** — 2, vs. Atlanta (12/18/22); **Rushes** — 1 (4x), last vs. Carolina (1/8/23); **Rushing Yards** — 44, vs. Cincinnati (10/16/22); **Long Rush** — 44t, vs. Cincinnati (10/16/22); **Punt Returns** — 4, at Chicago (10/20/19); **Punt Return Yards** — 59, at Tampa Bay (12/5/22); **Long Punt Return** — 42, at Tampa Bay (12/5/22); **Punt Return TDs** — 0; **Kickoff Returns** — 4, at Pittsburgh (11/13/22); **Kickoff Return Yards** — 93, at Pittsburgh (11/13/22); **Long Kickoff Return** — 31, at Pittsburgh (11/13/22); **All Purpose Yards** — 164, at Tampa Bay (12/5/22).



# NATHAN SHEPHERD

# 93 DT

HEIGHT: 6-4 • WEIGHT: 315  
 COLLEGE: FORT HAYS STATE  
 JOINED SAINTS: UFA-23 (NYJ)  
 NFL EXPERIENCE: 6  
 BORN: 10/9/93

**NFL CAREER** – Originally selected by the Jets in the third round (72nd overall) of the 2018 NFL Draft out of Fort Hays State, this versatile defensive tackle enters his sixth NFL season, his first with the New Orleans Saints. The Ajax, Ontario, Canada native has appeared in 73 career games with 12 starts, totaling 111 tackles (58 solo) and six sacks for a loss of 55 yards. In 2022, he appeared in 17 games with three starts for the Jets, posting a career-high 33 tackles (16 solo), 1.5 sacks and four stops for loss.

**CAREER TRANSACTIONS** – Agreed to terms with the New Orleans Saints (UFA-NYJ), 3/17/23; Re-signed by the New York Jets to a one-year contract, 3/16/22; Signed by the Jets to a four-year contract, 9/10/19; Originally selected by the Jets in the third round (72nd overall) of the 2018 NFL Draft.

**2022** – Played in all 17 games with three starts in 2022 and posted a career-high 33 tackles, 1.5 sacks and four stops for loss as part of a defensive line rotation for a defense ranked fourth in the NFL in total defense (311.1 ypg.) and scoring defense (18.6 ppg.) and tenth in rushing yards per play (4.2 avg.)...Posted three tackles (two solo) and one sack vs. New England, Oct. 30...Started and finished with four tackles (two solo) and one split sack vs. Chicago, Nov. 27. **2021**– Appeared in all 17 games (one start), one of four Jets defensive players to play every game. Finished with 28 tackles, eight QB hits and 15 QB pressures. **2020** – Appeared as part of a Jets defense that allowed only 4.03 yards per carry, the seventh-best average in the league. Registered 17 tackles and 2.5 sacks, including 10 stops and 2.5 sacks over the final three games (all starts). **2019** – Limited to the final nine games of the season following returning from suspension in Week Eight. Registered 15 tackles and first two sacks of his career. Added five stops for loss, contributing to a defense that led the NFL with 117 tackles for no gain or negative yards. **2018** – Appeared in all 16 games (five starts). Registered 18 tackles and five quarterback hits, ranking in the top 10 among rookie defensive linemen (according to Radar360).

**COLLEGE** – Started his college career as a 205-pound defensive end at Simon Fraser (B.C.) University in 2012... Transferred to Fort Hays State in 2015 after working two years to save money, where he played from 2015-17 and earned AFCA and D2Football.com first-team All-American honors and AP second-team All-American recognition as a senior in 2017, when he finished with 38 tackles, 12.5 tackles for loss and four sacks, receiving an invite to the 2018 Senior Bowl...Only the third player ever drafted from Fort Hayes State and the first in over 30 years.

**PERSONAL** – LB at J. Clarke Richardson (Ajax, Ontario) Collegiate...Started playing football as a youth with the Ajax/Pickering Dolphins Football Club...As a result of Canadian universities not offering full athletic scholarships, Shepherd was forced to



## VETERANS

withdraw from Simon Fraser before enrolling at Fort Hays State following year. In his time between the two schools – two seasons – he worked in a plant nursery, electrical construction, which his father does, and at a factory that made boxes for beer and soda, working out by doing push-ups before or after his 12- to 14-hour shifts...After initially paying his way to Fort Hays State for the second semester of 2015, was put on scholarship subsequently.

## NATHAN SHEPHERD

TACKLES		INTERCEPTIONS						FUMBLES								
Year	Team	GP	GS	Tot	Solo	Asst	Sk	Yds	No	Yds	Lg	TD	PD	FF	FR	Yds
2018	New York Jets	16	5	18	10	8	0.0	0.0	0	0	0	0	0	0	0	0
2019	New York Jets	9	0	15	7	8	2.0	23.0	0	0	0	0	0	0	0	0
2020	New York Jets	14	3	17	8	9	2.5	20.5	0	0	0	0	0	0	0	0
2021	New York Jets	17	1	28	17	11	0.0	0.0	0	0	0	0	0	0	0	0
2022	New York Jets	17	3	33	16	17	1.5	11.5	0	0	0	0	0	0	0	0
<b>NFL totals</b>		<b>73</b>	<b>12</b>	<b>111</b>	<b>58</b>	<b>53</b>	<b>6.0</b>	<b>55.0</b>	<b>0</b>	<b>0</b>	<b>0</b>	<b>0</b>	<b>0</b>	<b>0</b>	<b>0</b>	<b>0</b>

**CAREER HIGHS:** Tackles — 5 (2x), last at Buffalo (1/9/22); Sacks — 1.0 (5x), last vs. New England (10/30/22); Interceptions — 0; Passes Defensed — 0; Forced Fumbles — 0; Fumble Recoveries — 0.



PLAYERS



## TRE'QUAN SMITH 10 WR

**HEIGHT: 6-2 • WEIGHT: 210**  
**COLLEGE: CENTRAL FLORIDA**  
**JOINED SAINTS: D3-18**  
**NFL EXPERIENCE: 6**  
**BORN: 1/7/96**

**NFL CAREER** – Smith enters 2023 having previously appeared in 66 career regular season games with 35 starts, recording 131 receptions for 1,764 yards with 18 receiving touchdowns in his first five NFL seasons, along with five grabs for 110 yards (22.0 avg.) with two touchdowns in four postseason contests with two starts. Smith's 18 touchdown receptions to rank second on the club since entering the NFL as a third round draft pick in 2018.

**CAREER TRANSACTIONS** – Agreed to terms on a two-year contract, 3/30/21; Activated from Injured Reserve, 10/25/21; Placed on Injured Reserve, 9/10/21; Activated from Injured Reserve, 1/16/21; Placed on Injured Reserve, 12/24/20; Signed to a four-year contract, 5/21/18; Selected by the New Orleans Saints in the third round (91st overall) of the 2018 NFL Draft.

**HONORS – 2018:** Pepsi NFL Rookie of the Week (Week 11)

**2022**– Played in 15 games with six starts and recorded 19 receptions for 278 yards (14.6 avg.) with one touchdown...Made 2022 debut, starting at Carolina and recorded four receptions for 105 yards, including a 48-yard grab...Vs. Cincinnati, Oct. 16, recorded three grabs for 43 yards, including an 18-yard touchdown. **2021**– Played in 11 games with six starts, recording 32 receptions for 377 yards and three touchdowns...Spent

## VETERANS

first five games on Injured Reserve (hamstring)...Vs. Tampa Bay, Oct. 31, caught three passes for 33 yards and his first touchdown of season...Vs. Atlanta, Nov. 7, had three catches for 53 yards (17.7 avg.)...At Tennessee, Nov. 14, made first start of season and finished with four receptions for 44 yards and a TD...At Philadelphia, Nov. 21, started 25th career game and had season-high five catches for 64 yards...At Atlanta 1/9/22, started and led team in receiving, finishing with five catches for 76 yards (15.2 avg.) and a TD. **2020** – Played in 14 regular season games with ten starts and recorded career-highs in receptions (34) and receiving yards (448) and added four touchdowns...Caught five passes for 86 yards (17.2 avg.) at Las Vegas, Sept. 21... Gained 42 yards on four receptions vs. Green Bay, Sept. 27...Caught four passes for 54 yards and tied a career-high with two touchdown grabs in win at Detroit, Oct. 4... Recorded four receptions for 54 yards in victory vs. Carolina, Oct. 25...Caught five passes for 43 yards in overtime victory at Chicago, Nov. 1...Caught a 14-yard TD in victory at Tampa Bay, Nov. 8...Caught three passes for 42 yards with one touchdown, at Atlanta, Dec. 6...Caught three passes for 60 yards at Philadelphia, Dec. 13...Returned to action from Injured Reserve for NFC Divisional Playoff vs. Tampa Bay, 1/17/21, and recorded the first two postseason touchdown receptions of his career, his first a 56-yard scoring grab from QB Jameis Winston and later, the final touchdown pass of QB Drew Brees' National Football League career, finishing with three grabs for 85 yards. **2019** – Played in 11 games with six starts and was declared inactive for five games (ankle)...Had 18 receptions for 234 yards (13.0 avg.) and five touchdowns...Started in season opener vs. Houston, Sept. 9, and recorded two receptions for 26 yards with one touchdown...Posted three receptions for 49 yards at L.A. Rams, Sept. 15...Hauled in 13-yard touchdown vs. Carolina, Nov. 24...Caught two passes for 29 yards with one touchdown vs. San Francisco, Dec. 8...Grabbed a 21-yard touchdown vs. Indianapolis, Dec. 26...Hauled in five receptions for 56 yards and one touchdown in regular season finale at Carolina, Dec. 29. **2018** – In his rookie season, saw action in 15 games with seven starts and totaled 28 receptions for 427 yards (15.3 avg.) and five touchdowns... Inactive for contest vs. Atlanta, Nov. 22 (foot)...Played in his first-career game in regular season opener vs. Tampa Bay, Sept. 9...Started his first career game and caught a pass for an 18-yard gain vs. Cleveland, Sept. 1...In Week five Monday night win vs. Washington, Oct. 8, started and scored first career touchdown on a 62-yard pass from Brees to make him NFL's all-time passing yardage leader, finishing with three receptions for 111 yards (37.0 avg.) and two scores...In Week seven win at Baltimore, Oct. 21, started and recorded 44 yards on three catches...Caught a team-high ten passes for a club-best 157 yards (15.7 avg.) and one touchdown, vs. Philadelphia, Nov. 18, as he earned Pepsi NFL Rookie of the Week...In regular season finale vs. Carolina, Dec. 30, caught three passes for 30 yards and a TD...In postseason debut in NFC Divisional Playoff vs. Philadelphia, 1/13/19, recorded a 15-yard catch and a five-yard rush...In NFC Championship vs. L.A. Rams, 1/20/19, caught a pass for a gain of ten yards.

**COLLEGE** – Emerging as one of the UCF's top offensive weapons from 2015-17, Smith caught 168 passes for 2,748 yards (16.4 avg.) with 22 touchdowns...For the 13-0 Knights in 2017, started all 13 games he played in and hauled in 54 receptions for 1,082 yards (19.9 avg.) and 13 TDs, his first 1,000-yard receiving season...AAC All-Academic and first-team All-Conference selection...20 plays of 20 yards or more, including seven touchdown grabs...Carried five times for 23 yards and a TD...Started all 13 games in 2016 and led team with 57 receptions for 853 yards and five TDs. Passed 100 yards four times. Second on team with 12 plays of 20 or more yards...League coaches voted him as 2015 AAC Rookie of the Year...Phil Steele All-AAC third-team...First freshman in UCF history to lead team in receptions and receiving yards...Boasted 52 receptions for 724 yards (13.9 avg.) and four TDs...Set UCF freshman records for receptions and

# VETERANS

receiving yards with three 100-yard receiving games...Redshirted as a freshman in 2014 and earned a spot on AAC All-Academic Team...Graduated in 2017 with a degree in interdisciplinary studies, attaining conference All-Academic honors.

**PERSONAL** – WR and DB at Village Academy (Delray Beach, Fla.) HS...Earned a spot on the *Palm Beach Post* All-Area first-team (small schools) in 2012 and 2013, when Village Academy reached 2012 and 2013 FHSAA 2A regional semifinals...Posted 30 catches for 674 yards, had 429 rushing yards with 14 overall touchdowns and intercepted three passes as a senior...Collected 41 receptions for 1,086 yards and 12 TDs as a junior when he was on the All-State second-team, also posting seven interceptions with two returned for TDs...*Sun-Sentinel* No. 4 Palm Beach County prospect...Named 2012 FloridaHSFootball.com Class 2A Underclassman MVP of the Year...Basketball second-team all-area (small schools) pick as junior forward, averaging 15 points and 14 rebounds per game...Honorable-mention all-area in the 400M in track and field, claiming the district championship and was a state semifinalist (time of 51.70 seconds)...Began playing football as a junior, picking up two letters, and earned three in basketball and two in track and field...Honor roll member final two years...Participated in 2019 Saints Hall of Fame Golf Tournament...Has hosted a youth football camp in his hometown the past three years...Born on January 7, 1996 in Boynton Beach, FL.



## TRE'QUAN SMITH

### RECEIVING

Year	Team	GP	GS	No	Yds	Avg	Lg	TD
2018	New Orleans	15	7	28	427	15.3	62t	5
2019	New Orleans	11	6	18	234	13.0	32	5
2020	New Orleans	14	10	34	448	13.2	31	4
2021	New Orleans	11	6	32	377	11.8	34	3
2022	New Orleans	15	6	19	278	14.6	48	1
<b>NFL Totals</b>		<b>66</b>	<b>35</b>	<b>131</b>	<b>1,764</b>	<b>13.5</b>	<b>62t</b>	<b>18</b>

**ADDITIONAL STATISTICS:** Rush Attempts — One three-yard rush in 2020.

**CAREER HIGHS:** Receptions — 10, vs. Philadelphia (11/18/18); Receiving Yards — 157, vs. Philadelphia (11/18/18); Long Reception — 62t, vs. Washington (10/8/18); Receiving TDs — 2 (2x), vs. Washington (10/8/18) and at Detroit (10/4/20).

### POSTSEASON

### RECEIVING

Year	Team	GP	GS	No	Yds	Avg	Lg	TD
2018	New Orleans	2	1	2	25	12.5	15	0
2019	New Orleans	1	0	0	0	-	-	0
2020	New Orleans	1	1	3	85	28.3	56	2
<b>NFL Totals</b>		<b>4</b>	<b>2</b>	<b>5</b>	<b>110</b>	<b>22.0</b>	<b>56t</b>	<b>2</b>

**POSTSEASON ADDITIONAL STATISTICS:** Rush Attempts — One five-yard rush in 2018.

**CAREER HIGHS:** Receptions — 3, vs. Tampa Bay (1/17/21); Receiving Yards — 85, vs. Tampa Bay (1/17/21); Long Reception — 56t, vs. Tampa Bay (1/17/21); Receiving TDs — 2, vs. Tampa Bay (1/17/21).

## VETERANS



# TY SUMMERS

# 42 LB

HEIGHT: 6-1 • WEIGHT: 241

COLLEGE: TCU

JOINED SAINTS: FA-22

NFL EXPERIENCE: 5

BORN: 12/31/95

PLAYERS

**NFL CAREER** – Ty Summers re-signed with the Saints in the offseason, as he brings extensive experience on both defense and special teams to the Saints linebacker corps and coverage units. A seventh round draft pick of the Green Bay Packers in 2019, out of TCU, Summers played in three games for Jacksonville in 2022 and recorded three special teams tackles and posted three more coverage stops in the last three contests of the season with the Saints. In four seasons with the Packers (2019-21) and splitting 2022 with the Jacksonville Jaguars and Saints, the San Antonio, Texas native has played in 52 regular season games with one start, posting career totals of 31 tackles (23 solo), one pass defense, 27 special teams stops and one coverage fumble recovery. In four postseason games for Green Bay from 2019-20, he posted two solo tackles and three coverage stops.

**CAREER TRANSACTIONS** – Agreed to terms with New Orleans Saints on a one-year contract, 3/17/22; Signed to New Orleans active roster, 12/20/22; Elevated to Jacksonville Jaguars active roster (standard), 12/10/22; Elevated to Jacksonville active roster (standard), 10/15/22; Elevated to Jacksonville active roster (standard), 10/1/22; Signed to Jacksonville practice squad, 9/5/22; Waived by Jacksonville, 9/3/22; Acquired by Jacksonville off waivers from Green Bay Packers, 8/31/22; Waived by Green Bay, 8/28/22; Placed by Green Bay on Injured Reserve, 12/24/21; Signed by Green Bay to a four-year contract, 5/3/17; Selected by Green Bay Packers in the seventh round (226th overall) of the 2022 NFL Draft.

**2022** – Appeared in three games for the Jacksonville Jaguars and recorded four special teams tackles and also played in three contests for the New Orleans Saints, recording two coverage stops in first appearance in Black and Gold, win at Cleveland, Dec. 24. **2021** - Played in 14 games for Green Bay, logging four tackles (all solo) on defense and five tackles and a fumble recovery on special teams...Was placed on injured reserve (hamstring) on Dec. 24...In opener at New Orleans (played in Jacksonville, Fla. due to Hurricane Ida), Sept. 12, appeared on 21 special teams snaps, tied for the team-high, and logged a tackle...At San Francisco, Sept. 26, appeared on 20 defensive snaps, and had three solo tackles...Vs. Pittsburgh, Oct. 3, played on nine defensive snaps with one solo stop and contributed on 17 special teams snaps, recording one tackle...At Arizona, Oct. 28, recovered a fumble (first of NFL career) on a muffed punt from Arizona returner Rondale Moore at Arizona's three-yard line. The turnover led to a Green Bay field goal...Vs. Seattle, Nov. 14, played on 13 special teams snaps and posted a tackle...Vs. Chicago, Dec. 12, appeared on 28 special teams snaps and recorded a tackle. **2020** - Played in all 16 games with one start





for Green Bay, recording 27 tackles (19 solo) and a pass defensed. Led team with a career-high 12 tackles on special teams, tied for No. 6 in the NFL. Played in both postseason games and posted two solo tackles and a stop for loss. Also made one special teams tackle...At New Orleans, Sept. 27, stepped in for injured LB Christian Kirksey and led the team with a career-high nine tackles (six solo) while playing 44 defensive snaps, the first defensive action of career. With 6:30 left in second quarter, combined to bring down RB Latavius Murray, his first career defensive stop. Midway through fourth quarter, made a shoestring tackle of WR/RS Deonte Harty on a crossing route to negate a big gain...Vs. Atlanta, Oct. 5, made his first career start and registered seven tackles (tied career-high with six solo) on 52 defensive snaps...At San Francisco, Nov. 5, stepped in on defense in the second half, recording four tackles (three solo) while playing 34 defensive snaps. Early in the fourth quarter, combined to stuff QB Nick Mullens for no gain on fourth-and-one from the Green Bay five-yard line, forcing a turnover on downs...Vs. Carolina, Dec. 19, logged a career-high three special teams tackles on 22 snaps. **2019** - Played in all 16 games on special teams and registered four coverage stops for Packers. Appeared in both playoff contests on special teams and posted two tackles...At Chicago, Sept. 5, played 19 snaps on special teams in his NFL debut and registered a tackle...Vs. Minnesota, Sept. 15, appeared on 20 plays on special teams and posted a tackle...Vs. Denver, Sept. 22, registered a special teams tackle for third straight game...Vs. Seattle in NFC Divisional Playoff, 1/12/21, appeared on 20 plays on special teams and registered two stops.

**COLLEGE** – Played in 51 games with 32 starts for TCU from 2015-18 and recorded 319 career tackles (168 solo), the second-most by a Horned Frog in the first 18 seasons of former head coach Gary Patterson's accomplished tenure, tallied 14 games with 10-plus tackles from 2015-18, ranking third in the Big 12 Conference over that time span, according to sports-reference.com...Senior season (2018): Saw action in 10 games with eight starts, splitting time between linebacker and defensive end and earning honorable mention All-Big 12 honors...Served as a team captain in seven games...Totaled 43 tackles (33 solo) and 6½ tackles for a loss and tied his career-high with four sacks, despite missing three games due to injury. Named a semifinalist for the Jason Witten Collegiate Man of the Year Award, which is presented annually to the Division I college football player who has best demonstrated a record of leadership by exhibiting exceptional courage, integrity and sportsmanship both on and off the field...Junior season (2017): Appeared in 14 games with nine starts, registering 64 tackles (36 solo), an interception, one forced fumble and one fumble recovery, while setting career-highs in sacks (four), tackles for a loss (eight) and passes defensed (six). Tied for third on team in stops for loss and sacks. Made one start at DE (at Oklahoma State, Sept. 23). Named honorable mention All-Big 12 and second-team Academic All-Big 12. Was named one of the TCU Fellowship of Christian Athletes Bob Lilly Athletes of the Year award recipients for the 2017-18 academic year...Sophomore season (2016): Played in all 13 games with 10 starts and earned second-team All-Big 12 honors after ranking No. 2 on TCU and in the conference with 121 tackles (59 solo). Ranked No. 6 in Power Five conferences in tackles. The fourth-highest tackle total in a single season in Patterson's first 16 years at TCU. Added five stops for loss, 1.5 sacks and three passes defensed. Posted double-digit tackles in eight games, tied for the most 10-plus-stop games in the Power Five conferences, (sports-reference.com)...Named Big 12 Defensive Player

# VETERANS

of Week after posting season-best 16 tackles and 1.5 stops for loss vs. Iowa State... Earned Big 12 Defensive Player of the Week honors with a game-high 14 tackles (season-best 11 solo), two tackles for a loss, a sack and a pass defended at Texas (Nov. 25)...Redshirt freshman season (2015): Saw action in 13 games with five starts, earning honorable mention Big 12 Defensive Freshman of the Year and second-team Academic All-Big 12. Finished No. 3 on the team with 86 tackles (43 solo) along with four tackles for a loss, a sack, an interception and a pass defended. Selected as the Walter Camp National Defensive Player of the Week and Big 12 Defensive Player of the Week after finishing with a career-high 23 tackles (seven solo) in the 28-21 double-overtime victory vs. Baylor (Nov. 27). Ended game with a stop on Baylor's fourth-and-1 rush in the second overtime. Tied for sixth-most tackles in school history and was the most in a game since LB Scott Taft tied a single-game TCU record with 30 stops vs. UTEP in 1997...Freshman season (2014): Received a medical redshirt after suffering a season-ending injury in opener...Earned a degree in communications

**PERSONAL** – Unanimous All-District 26-5A selection as a senior at Reagan (San Antonio, Texas) HS...Was a dual-threat quarterback and also played S...Passed for 2,001 yards and 16 touchdowns while rushing for 1,773 yards and 31 scores... Earned a total of six varsity letters in football (three), track (two) and baseball (one)... Father, Jerrod, played QB at Howard Payne University...Has held football camps in San Antonio over the past four years...Played in the 2023 Saints Hall of Fame Golf Tournament...Participated in Packers Give Back Bowling Event in 2019, which raised money for the Wisconsin Court Appointed Special Advocates (CASA) Association... Spoke to students in Neenah, Wis., and helped lead them in fitness activities as part of the National Football League Fuel Up to Play 60 program...As a Jaguar, visited Wolfson Children's Hospital...Participated in the Frog It Forward initiative while a student-Athlete at TCU, a campaign promoting a pay-it-forward lifestyle... Tyler Christian Summers was born on Dec. 31, 1995 in Plano, Texas.

## TY SUMMERS

Year	Team	GP	GS	Tot	TACKLES			Yds	INTERCEPTIONS			FUMBLES			
					Solo	Asst	Sk		No Yds	Lg	TD	PD	FF	FR	Yds
2019	Green Bay	16	0	0	0	0	0.0	0	0	0	0	0	0	0	0
2020	Green Bay	16	1	27	19	8	0.0	0	0	0	0	1	0	0	0
2021	Green Bay	14	0	4	4	0	0.0	0	0	0	0	0	0	0	0
2022	Jacksonville	3	0	0	0	0	0.0	0	0	0	0	0	0	0	0
2022	New Orleans	3	0	0	0	0	0.0	0	0	0	0	0	0	0	0
<b>NFL Totals</b>		<b>52</b>	<b>1</b>	<b>31</b>	<b>23</b>	<b>8</b>	<b>0.0</b>	<b>0.0</b>	<b>0</b>	<b>0</b>	<b>0</b>	<b>1</b>	<b>0</b>	<b>0</b>	<b>0</b>

**ADDITIONAL STATISTICS:** Special Teams Tackles — (2019, 4); (2020, 12); (2021, 5); (2022, 6) Total: 27; Special Teams Fumble Recoveries — (2021, 1) Total: 1.

**CAREER HIGHS:** Tackles — 9, at New Orleans (9/27/20); Solo Tackles — 6 (2x), last vs. Atlanta (12/5/20); Passes Defended — 1, vs. Tennessee (12/27/20); Special Teams Tackles — 3, vs. Carolina (12/19/20).

### POSTSEASON

Year	Team	GP	GS	Tot	TACKLES			Yds	INTERCEPTIONS			FUMBLES			
					Solo	Asst	Sk		No Yds	Lg	TD	PD	FF	FR	Yds
2019	Green Bay	2	0	0	0	0	0.0	0	0	0	0	0	0	0	0
2020	Green Bay	2	0	2	2	0	0.0	0	0	0	0	0	0	0	0
<b>NFL Totals</b>		<b>4</b>	<b>0</b>	<b>2</b>	<b>2</b>	<b>0</b>	<b>0.0</b>	<b>0.0</b>	<b>0</b>	<b>0</b>	<b>0</b>	<b>0</b>	<b>0</b>	<b>0</b>	<b>0</b>



## TY SUMMERS

**ADDITIONAL STATISTICS:** Special Teams Tackles — (2019, 2); (2020, 1) Total: 3.

**CAREER HIGHS:** Tackles — 2, vs. Tampa Bay (1/24/21); Solo Tackles — 2, vs. Tampa Bay (1/24/21); Special Teams Tackles — 2, vs. Seattle (1/12/20).



# ALONTAE TAYLOR

# 1 CB

**HEIGHT:** 6-0 • **WEIGHT:** 193

**COLLEGE:** TENNESSEE

**JOINED SAINTS:** D2-22

**NFL EXPERIENCE:** 2

**BORN:** 12/20/97

**NFL CAREER** – Selected by New Orleans in the second round (49th overall) of the 2022 NFL Draft, Taylor had an impressive rookie season. After seeing action in his first two games primarily on special teams and missing Weeks 3-5 (knee), the talented cornerback returned to start nine of the remaining 11 games and posted 45 tackles (38 solo), one stop for loss and a club-best 11 passes defended, while adding a special teams coverage stop.

**CAREER TRANSACTIONS** – Activated from Injured Reserve, 10/20/22; Placed on Injured Reserve, 9/24/22; Signed a four year contract, 7/19/22; Selected in the second round of the 2022 NFL Draft (49th overall).

**2022** – Appeared in 13 games with nine starts and finished season with with 45 tackles (38 solo), one stop for loss and a club-best 11 passes defended while adding a special teams tackle. Pass defense total ranked fourth among NFL rookies and was only fourth Saints rookie to lead the team (Saints did not track statistic before 1980)... In opener at Atlanta, Sept. 11, made NFL debut on special teams...Vs. Tampa Bay, Sept. 18, recorded one pass defense in first NFL defensive action...At Arizona, Oct. 20, returned from knee injury that sidelined him four weeks and recorded his first NFL start at LCB. Finished with three solo stops...Vs. Las Vegas, Oct. 30, started at RCB, where he would start for four straight weeks. Registered three solo tackles and career-high/game-high tying three passes defended in a 24-0 shutout of Raiders... Vs. Baltimore, Nov. 7, recorded five tackles (three solo) and one pass defense...At Pittsburgh, Nov. 13, posted a career-high six solo tackles...Vs. L.A. Rams, Nov. 20, started finished with five solo tackles and a pass defended...At Tampa Bay, Dec. 5, started at nickel CB and recorded a career-high eight tackles (career-high tying six solo) and a pass defense...Vs. Atlanta, Dec. 18, started at CB and finished with four solo tackles and tied career-high with three passes defended...At Cleveland, Dec. 24, started and recorded five tackles (three solo) and a pass defense as defense surrendered 135 net passing yards...Vs. Carolina, 1/8/23, started at LCB, recording two solo

tackles as New Orleans surrendered only 32 net passing yards, the sixth lowest total by a Saints opponent all-time and QB Sam Darnold managed only a 2.8 passer rating, the lowest an opposing quarterback (min. ten att.) had against the Saints all-time.

**COLLEGE** – Started playing CB as a freshman at Tennessee after playing QB in high school and beginning college career at WR. He took to the secondary and special teams quickly, playing in 45 games with 31 starts and finishing his college career with totals of 162 tackles (115 solo), a split sack, five stops for loss, three forced fumbles, a fumble recovery for a touchdown, four interceptions, one returned 56 yards for a TD, 17 passes defended and one blocked punt...As senior in 2021, proved to be one of the best CBs in the SEC, when he started all 12 games of the regular season and had a career-best 60 tackles, six passes defended, two interceptions, an additional pick on a two-point conversion attempt and a forced fumble to be selected fourth-team All-SEC (Phil Steele)...As junior in 2020, appeared in eight games and made five starts at CB despite battling a hamstring injury. Finished with 29 tackles, two stops for loss, five pass defenses and an interception. Earned Southeastern Conference Academic Honor Roll accolades for the second straight year, as well as being voted by his peers to the first of two terms as the vice chair of the SEC Football Leadership Council, where he would end up being instrumental as a student voice in helping the SEC return to play during the Covid-19 pandemic...As sophomore in 2019, saw action in all 13 games with six starts at cornerback and finished season with 33 tackles, one interception, one split sack and four passes defended. Was a member of the SEC Academic Honor Roll...As a freshman in 2018, played in all 12 games with eight starts as he became Tennessee's first true freshman DB to start an opener since 2013 against West Virginia, posting 40 tackles (28 solo), one stop for loss, two forced fumbles, two breakups, one fumble recovery for a touchdown and one blocked kick...Graduated with a bachelor's degree in Communication Studies.

**PERSONAL** – Rated a four-star prospect and a consensus top 10 recruit in Tennessee out of Coffee County (Manchester, Tenn.) HS...Member of the ESPN 300...Invited to play in the 2018 Under Armour All-American Game...Played in the 2017 Toyota East West TN Football All-Star Classic – named Most Valuable Player of the East Team after throwing the game-winning touchdown on a double-pass...Made 2017 Tennessee Sportswriters Association Class 6A All-State team and earned Region 3-6A Athlete of the Year honors that season as well...Tallied 8,225 yards of total offense and 75 TDs during four-year career at quarterback...In April, joined teammates Chris Olave and Rashid Shaheed to work with children at Martin Behrman Charter School to help open a new fit zone with a football experience, while promoting a healthy lifestyle in speaking to the youth...Interacted with fans at the 2023 Saints Draft Crawfish Cook-off, which benefited several Autism-related non-profits...For the league's "My Cause, My Cleats" promotion, wore specially designed cleats to support the National Alliance on Mental Illness (NAMI)...Says his late grandmother, Ginger Irene Burnett Reese, was his biggest motivator...Grew up playing baseball, basketball and football but focused solely on football after freshman year of high school... Dreams to visit Africa...Originally from Winchester, Tenn., but moved to nearby Manchester in fourth grade...Twitter handle is @taetaylor and Instagram handle is @alontaeetaylor...Alontae Devaun Taylor was born on Dec. 3, 1998.





## ALONTAE TAYLOR

Year	Team	GP	GS	Tot	TACKLES			Yds	INTERCEPTIONS			FUMBLES				
					Solo	Asst	Sk		No	Yds	Lg	TD	PD	FF	FR	Yds
2022	New Orleans	13	9	45	38	7	0.0	0.0	0	0	-	-	11	0	0	0
<b>NFL totals</b>		<b>13</b>	<b>9</b>	<b>45</b>	<b>38</b>	<b>7</b>	<b>0.0</b>	<b>0.0</b>	<b>0</b>	<b>0</b>	<b>-</b>	<b>-</b>	<b>11</b>	<b>0</b>	<b>0</b>	<b>0</b>

**ADDITIONAL STATISTICS: Special Teams Tackles — (2022, 1) Total: 1.**

**CAREER HIGHS:** Tackles — 8, at Tampa Bay (12/5/22); Solo Tackles — 6 (2x), last at Tampa Bay (12/5/22); Sacks — 0; Interceptions — 0; Passes Defended — 3 (2x), last vs. Atlanta (12/18/22); Forced Fumbles — 0; Fumble Recoveries — 0; Special Teams Tackles — 1, at Cleveland (12/24/22).



# MICHAEL THOMAS

# 13 WR

**HEIGHT: 6-3 • WEIGHT: 212**

**COLLEGE: OHIO STATE**

**JOINED SAINTS: D2A-16**

**NFL EXPERIENCE: 8**

**BORN: 3/3/93**

**NFL CAREER** – Entering his eighth season, Thomas is regarded as one of the NFL’s premier wide receivers. In 2019, the former Ohio State standout was selected to the Pro Bowl for the third consecutive season and selected an *Associated Press* first-team All-Pro for the second consecutive campaign and as an *AP* NFL Offensive Player of the Year. He won his second consecutive NFL receiving title, totaling a league-record 149 receptions for a team-record 1,725 yards, the seventh-highest total in league history. His nine touchdown grabs tied for the team lead. Thomas has always shown an exceptional ability to make the tough catch. In 2021, Thomas spent the entire season on the Physically Unable to Perform list while rehabbing from an ankle injury he suffered early in 2020. Thomas regained his dominant form early in 2022, catching 16 passes for 171 yards and three touchdowns in the first three games of the season before suffering a season-ending toe injury. In his first five campaigns, he recorded 510 receptions for 5,950 yards and 32 touchdowns, the most receptions by a player in NFL history in his first five seasons, reaching the milestone in an NFL record 69 games.

**CAREER TRANSACTIONS** – Placed on Injured Reserve; 11/3/22; Placed on the Physically Unable to Perform list, 8/31/21; Activated from Injured Reserve; 1/9/21; Placed on Injured Reserve; 12/19/20; Signed to a five-year contract extension by New Orleans, 7/31/19; Signed to a four-year contract, 5/9/16; Selected by the Saints in the second round (47th overall) of the 2016 NFL Draft.

**HONORS - 2019:** *Associated Press* NFL Offensive Player of the Year; Pro Bowl (starter); First-team *AP* and Pro Football Focus All-Pro; *PFWA* All-NFL and All-NFC; *The Sporting News*, and Bleacher Report All-Pro; NFC Offensive Player of the Month (November); Committee of 101 NFC Offensive Player of the Year.

**2018:** Pro Bowl (starter); First-team AP and Pro Football Focus All-Pro; PFWA All-NFL and All-NFC; *The Sporting News*, and Bleacher Report All-Pro; NFC Offensive Player of the Week (Week 9). **2017:** PFWA All-NFC; Pro Bowl. 2016: PFWA and NFL.com All-Rookie.

**2022** – Started all three games he played in, recording 16 catches for 171 yards and three TDs before suffering season-ending toe injury...At Atlanta, Sept. 11, recorded five receptions for 57 yards and two TDs...Vs. Tampa Bay, Sept. 18, recorded six receptions for 65 yards and a TD...At Carolina, Sept. 25, recorded five receptions for 49 yards. Left in fourth quarter (foot)...Inactive the next five games and placed on Injured Reserve, Nov. 3. **2021** – Spent entire season on the physically unable to perform list with an ankle injury. **2020** – Appeared in seven games with five starts posting 40 receptions for 438 yards...After missing six games, returned at Tampa Bay, Nov. 8, started and led Saints in receptions and receiving yards, finishing with 51 yards on five catches...Vs. San Francisco, Nov. 15, started and caught two passes for 27 yards...Vs. Atlanta, Nov. 22, started and enjoyed his most successful performance of season with nine receptions for 104 yards, with his second catch being his 482nd, giving him the most catches by an NFL player in his first five seasons, surpassing Jarvis Landry's 481 grabs...At Atlanta, Dec. 6, led team in receiving and caught nine passes for 105 yards. Eclipsed 500 receptions mark for his career, reaching the milestone in an NFL record 69 games. Surpassed Anquan Boldin and Julio Jones who each reached 500 receptions in 80 games. Recorded his 21st 100-yard receiving game, third in team history...At Philadelphia, Dec. 13, led team in receiving with eight catches for 84 yards. Placed on Injured Reserve, Dec. 19. Activated, 1/9/21...In NFC wild card playoff, vs. Chicago, 1/10/21, started and recorded five receptions for 73 yards and one touchdown. The touchdown was Thomas' fourth postseason scoring grab, moving him into a tie for first in club records with Marques Colston, Devery Henderson and Willie Jackson for postseason touchdown receptions. Thomas, who entered the game with 38 postseason grabs, became the second Saint to record 40 postseason receptions, joining Colston (58). Also, joins Colston (788) as only Saints in club history with 500 postseason receiving yards, now with 566...Played in the NFC divisional playoff vs. Tampa Bay, 1/17/21. **2019** – Appeared in all 16 regular season games with 15 starts, totaling an NFL-record 149 receptions for a league-high and club-record 1,725 yards and nine TDs, tied for team lead...Surpassed Odell Beckham Jr. (61 games) as the fastest player to record 400 receptions...Surpassed Pro Football Hall of Famer Randy Moss (5,396 yards from 1998-2001) for the most receiving yards through a player's first four seasons...Vs. Houston, Sept. 9, started and finished with 123 yards on ten receptions...At L.A. Rams, Sept. 15, started and led team in receiving with 89 yards on ten receptions...At Seattle, Sept. 22, started and finished with 54 yards on five receptions and a touchdown. Joined Beckham and Anquan Boldin as only third player in NFL history with at least 300 catches and 4,000 receiving yards in his first 50 games...Vs. Dallas, Sept. 29, finished with nine receptions for 95 yards, becoming the fifth player in Saints history with 350 receptions and also tied Beckham for reaching 350 catches quickest in NFL history (52 games)...Vs. Tampa Bay, Oct. 6, started and finished with 11 receptions for 182 yards (16.6 avg.) and two TDs. It was Thomas' fifth career multi-TD game. 182 receiving yards was Thomas' largest output since his 211 in a 2018 Week Nine victory over L.A. Rams, the last game before this first half in which Thomas finished a half with 100 yards...At Chicago, Oct. 20, started and led the team in receiving with nine receptions for 131 yards (14.6 avg.)...Vs. Arizona, Oct. 27, started his 50th career game and finished with 11 receptions for 112

yards and one TD...Vs. Atlanta, Nov. 10, started and recorded 152 yards on 13 receptions. He surpassed Beckham (61 games) as the fastest player in NFL history to record 400 receptions with a seven-yard grab with :48 remaining in the second quarter. Recorded his 401st career reception with 13:10 left in the third quarter, surpassing Landry (400 receptions) for the most grabs in a player's first four seasons. Increased his season total to 1,027 receiving yards and surpassed 1,000 yards in each of his first four seasons. Recorded third consecutive game with at least 100 receiving yards, and had 14th career 100-yard receiving game, surpassing TE Jimmy Graham (2010-14) for fourth in club records...At Tampa Bay, Nov. 17, Started and led team in receiving with eight grabs for 144 yards (18.0 avg.) and a TD, his sixth 100-yard game of 2019 and 15th of his career. Four straight games with over 100 yards receiving tying a club record set by Graham in 2011 and 2013. With 4,928 career receiving yards, surpassed Danny Abramowicz for fourth place in club history...Vs. Carolina, Nov. 24, had ten receptions for 101 yards and one TD, becoming only fifth player in NFL history to have at least 100 receptions and 1,200 receiving yards in three consecutive seasons, joining Antonio Brown, Marvin Harrison, Herman Moore, and Jerry Rice. Joined Colston, Eric Martin, and Joe Horn as only the fourth player with 5,000 receiving yards as a member of the Saints. Became the first Saint to have at least 100 receiving yards in five consecutive games, surpassing Graham. Thomas' seven 100-yard receiving games in 2019 set a new team record for 100-yard games in a season. Recording at least eight receptions and 100 receiving yards in five consecutive games, became only the fourth player in NFL history to do so in a single season (Isaac Bruce, 6 in 1995; Anquan Boldin, 5 in 2005; Calvin Johnson, 5 in 2012). Recorded six receptions for 49 yards in the first quarter, the most first quarter grabs by a Saint since Martin (1991)...Vs. San Francisco, Dec. 8, started and finished game with 134 yards on 11 receptions (12.2 avg.). Broke his own franchise record for receiving yards in a season with 1,424 yards...Vs. Indianapolis, Dec. 16, started and finished with 12 receptions for 128 yards and a touchdown...At Tennessee, Dec. 22, started and finished with 12 catches for 136 yards and a touchdown. Thomas moved past Harrison for the most receptions in a single season in NFL history with 145. Caught the record-breaking reception late in the fourth quarter on a 13-yard catch and run that brought the ball to Titans one-yard line. One play later, Thomas caught a two-yard touchdown pass from Brees to extend the Saints lead to ten points with 2:16 left in the game. With Thomas' 136 receiving yards, he surpassed Moss (5,396 yards from 1998-2001) for the most receiving yards through a player's first four seasons. With his 15th game of 10+ catches and 100+ yards, matched Pro Football Hall of Fame wideout Jerry Rice's career total (tied for seventh all-time in NFL history)...In regular season finale at Carolina, Dec. 29, started and recorded four receptions for 37 yards...In the wild card round vs. Minnesota, 1/5/20, started and finished with seven receptions for 70 yards. Thomas' career postseason totals move to 38 receptions and 493 yards, surpassing Henderson for second in postseason club record books in both categories (Henderson stands at 31 postseason receptions for 464 yards). **2018** – Started all 16 regular season games and recorded 125 receptions for 1,405 yards and nine TDs. Thomas' National Football League-best receiving total was fifth-highest at the time in league history...Ranked sixth in NFL in receiving yardage and tied for second in third down receptions (30)...Opened both playoff contests and posted 16 receptions for 207 yards and one TD...Hauled in 16 receptions for career-high 180 yards and a TD in season opener vs. Tampa Bay, Sept. 9, setting a new franchise record for catches in a single game. Also set the Week One single-game NFL record for catches...Recorded a team-high 12 receptions for 89 yards and two TDs, vs. Cleveland, Sept. 16. Thomas also set an





PLAYERS

NFL record with 28 receptions in the first two games of a season, surpassing former Atlanta Falcons wideout Andre Rison (26-1994)...At Atlanta, Sept. 23, finished with ten catches for 129 yards...Hauled in four receptions for 74 yards in 43-19 win over Washington, Oct. 8...Caught seven passes for 69 yards and a TD in 24-23 win at Baltimore, Oct. 21...Caught five passes for 81 yards in the 30-20 victory at Minnesota, Oct. 28...Recorded 12 receptions for franchise-record 211 yards, including a fourth quarter career-long 72-yard TD grab in the 45-35 victory over L.A. Rams, Nov. 4...Recorded eight receptions for 70 yards and two TDs in 51-14 win at Cincinnati, Nov. 11...Had four receptions for 92 yards and a TD as he became the only Saint with three 1,000-yard seasons to start his career in 48-7 victory vs. Philadelphia, Nov. 18...Finished with five catches for 40 yards and recovery of a fumble, Nov. 29. Joined Beckham (2014-16) and Moss (1998-2000) as the only players in league history to record at least

1,100 receiving yards in each of their first three seasons. Joined Beckham as only the second player to record at least 90 catches in each of their first three seasons...Recorded 11 catches for 98 yards as Saints clinched NFC South for second straight season at Tampa Bay in 28-14 win, Dec. 9. Tied an NFL record for most receptions against a single team in one seasons at 27, joining Rice...Recorded seven receptions for 49 yards in 12-9 victory at Carolina, Dec. 17...Caught 11 passes for 109 yards and the fourth quarter go-ahead TD vs. Pittsburgh, Dec. 23, as he became the first Saint with six double-digit catch games...Led team with 12 receptions for postseason franchise-record 171 yards and one TD in NFC Divisional Playoff victory vs.

## WORTH NOTING

### MOST SINGLE-SEASON RECEPTIONS IN NEW ORLEANS SAINTS HISTORY

Player	Year	Rec
1. Michael Thomas	2019	149
2. Michael Thomas	2018	125
3. Michael Thomas	2017	104

### 2019 NATIONAL FOOTBALL LEAGUE RECEIVING LEADERS

Player	Rec.	Yds.	Avg.	TD
1. Michael Thomas	149	1,725	11.6	9
2. Christian McCaffrey	116	1,005	8.7	4
3. Keenan Allen	104	1,199	11.5	6

### TOP EIGHT ALL-TIME NATIONAL FOOTBALL LEAGUE SINGLE-SEASON RECEIVING TOTALS

Player	Rec.	Yds.	Avg.	TD
1. Michael Thomas, 2019	149	1,725	11.6	9
2. Cooper Kupp, 2021	145	1,947	13.4	16
3. Marvin Harrison, 2002	143	1,722	12.0	11
3t. Antonio Brown, 2015	136	1,834	13.5	10
3t. Julio Jones, 2015	136	1,871	13.8	8
6. Antonio Brown, 2014	129	1,698	13.2	13
7. Stefon Diggs, 2020	127	1,535	12.1	8
8. Michael Thomas, 2018	125	1,405	11.2	9

### TOPS AFTER FIVE

With 510 receptions from 2016-20, Thomas surpassed current Saints teammate Jarvis Landry to become the National Football League player with the most receptions after his first five seasons.

### RECEPTIONS LEADERS THROUGH FIRST FIVE NATIONAL FOOTBALL LEAGUE SEASONS

Player	Years	Rec.	Yds.	TDs
Michael Thomas	2016-20	510	5,950	32
Jarvis Landry	2014-18	481	5,014	26





Philadelphia, 1/13/19. **2017** – Played in all 16 regular season games with 14 starts and led team with a club-record 104 receptions for 1,245 yards, finishing ranked third in the NFL in receiving. Selected to his first Pro Bowl. Started both postseason contests and led team in receiving with 15 grabs for 216 yards (14.4 avg.) and two TDs...Gained team-high 89 yards on team-best five catches, Sept. 17 vs. Patriots... Caught team-high seven receptions for club-best 87 yards and first quarter five-yard TD at Carolina, Sept. 24...Caught eight-for-89 and a third quarter three-yard TD against Miami in contest at London's Wembley Stadium, Oct. 1...Seven-for-77 receiving vs. Chicago...Nine-for-117 receiving at Buffalo, Nov. 12, leading the team in all receiving categories...Six receptions for 91 yards in come-from-behind victory, Nov. 19, vs. Washington...Totaled 52 yards on five catches at Los Angeles Rams, Nov. 26...Five receptions for 70 yards and a second quarter ten-yard TD vs. Carolina, Dec. 3...Ten receptions for 117 yards and one TD at Atlanta, Dec. 7...Nine receptions for 93 yards, Dec. 17 at N.Y. Jets, including a fourth quarter, four-yard TD...Had four receptions for 66 yards (16.5 avg.) vs. Atlanta, Dec. 24...Six-for-94 receiving in regular season finale at Tampa Bay, Dec. 31...Led team in receptions (eight) and receiving yards (131) in NFC Wild Card Playoff vs. Carolina, 1/7/18, becoming the first player in NFL history to record 200 receptions in his first two seasons (regular season and postseason)...Finished with seven receptions for 85 yards and two TDs in NFC Divisional Playoff at Minnesota, 1/14/18. **2016** – Played in 15 games with 12 starts, recording 92 receptions for 1,137 yards (12.4 avg.) with nine touchdowns, leading team in receptions and TDs, setting the Saints single-season rookie record for receptions, receiving yardage and receiving TDs, leading rookies in all three categories. Ranked ninth in NFL in receptions and receiving yardage and sixth in receiving TDs...Vs. Oakland, Sept. 11, in NFL debut caught six passes for 58 yards and recovered a fumble that he returned ten yards...Had his first career start and caught four passes for 56 yards at N.Y. Giants, Sept. 18...Vs. Atlanta, Sept. 26, started and recorded seven receptions for 71 yards, including a second quarter three-yard TD...Started and recorded four receptions for 44 yards, including a fourth quarter five-yard TD at Chargers, Oct. 2...Vs. Carolina, Oct. 16, started and recorded five receptions for a 78 yards, including a nine-yard TD...Started, caught ten passes for 130 yards and a fumble recovery at Kansas City, Oct. 23. Became third Saints rookie wideout to post a ten-catch, 130-yard receiving game, joining Colston (Nov. 12, 2006 at Pit.) and Abramowicz (Oct. 29, 1967 vs. Pit.)...Vs. Seattle, Oct. 30, caught six passes for team-high 63 yards...At San Francisco, Nov. 6, started and caught five passes for team-high 73 yards and career-high two TDs...Caught nine passes for 108 yards and two TDs, both team-highs, vs. Los Angeles Rams, Nov. 27...Inactive (foot) at Tampa Bay, Dec. 11...At Arizona, Dec. 18, started and recorded seven receptions for 52 yards, including a fourth quarter four-yard touchdown grab...Started and recorded six receptions for 98 yards, including a 46-yard grab vs. Tampa Bay, Dec. 24...In finale at Atlanta, 1/1/17, started and recorded ten receptions for 156 yards (15.6 avg.) with a TD...Receptions total of 92 second all-time for a rookie behind Boldin's 101 in 2003.

**COLLEGE** – Played in 39 games with 27 starts, recording 113 catches for 1,602 yards (14.2 avg.) with 18 touchdowns...Caught at least one pass in each of his last 29 games to close out his college career and had at least four receptions in ten contests...Third-team All-Big Ten as a redshirt junior when he started all 13 games and led Buckeyes with 56 catches for 781 yards and nine TDs, tied for second in Big Ten...Leading receiver for the 2014 College Football Playoff Champions with 54 catches in 15 games with 14 starts...Second on squad with 799 receiving yards

# VETERANS

and with nine TDs...Redshirted in 2013...Played in 11 games as true freshman for the undefeated Buckeyes in 2012 and finished with three receptions for 22 yards... Graduated with a bachelor's degree in sports industry.

**PERSONAL** – Thomas produced a highlight reel of a 2010 senior campaign at Taft Charter (Woodland Hills, Calif.) HS when he caught 86 passes, 21 of which went for touchdowns...Played at Oaks Christian School (Westlake Village, Calif.) as a freshman...Attended Fork Union (Va.) Military Academy in 2011 (and roomed with future OSU teammate Cardale Jones)...Nephew to former NFL star and current ESPN Radio talk show host Keyshawn Johnson...Participated in a 2017 holiday shopping spree sponsored by former teammates Mark Ingram II and Thomas Morstead...Participated in the Touchdown Club of New Orleans' crawfish boil in 2016...Partnered with the Salvation Army to host a holiday dinner for youth in 2017...Rode in the Orpheus Mardi Gras parade in 2019...In 2019, participated in "#DoRight4LA Day with the New Orleans Saints and Dudley DeBosier" volunteering with teammates to complete renovations to the exterior of a house...Served as a coach at Steve Gleason's spring football camp in 2018 and 2019...Has volunteered at Second Harvest food bank providing meals to needed families...In 2019, visited Ochsner for Children, partnering with Harrah's to visit and give Christmas presents to the children and also provided free haircuts to men in New Orleans on Christmas Eve...In 2020, partnered with Raising Cane's and founder Todd Graves to provide meals to Ochsner Health frontline workers...In 2021, presented an event in New Orleans East, partnering with Goodr, where 500 families experiencing food insecurity participated in a free grocery shopping experience...In 2022, hosted a Christmas event in Treme gifting local youth with a meal and Christmas gifts.

## MICHAEL THOMAS

Year	Team	GP	GS	RECEIVING				
				No	Yds	Avg	Lg	TD
2016	New Orleans	15	12	92	1,137	12.4	46	9
2017	New Orleans	16	14	104	1,245	12.0	43	5
2018	New Orleans	16	16	125	1,405	11.2	72t	9
2019	New Orleans	16	15	149*	1,725	11.6	49	9
2020	New Orleans	7	5	40	438	11.0	24	0
2021	New Orleans			RESERVE/PUP				
2022	New Orleans	3	3	16	171	10.7	21	3
<b>NFL Totals</b>		<b>73</b>	<b>65</b>	<b>526</b>	<b>6,121</b>	<b>11.6</b>	<b>72t</b>	<b>35</b>

\*-NFL Record

**ADDITIONAL STATISTICS:** Miscellaneous Fumble Recoveries — (2018, 1) Total: 1; Special Teams Tackles — (2017, 1) Total: 1; Rushing — (2019, 1 carry for -9 yards); (2020, 1 carry for 1 yards) Total: 2 carries for -8 yards.

**CAREER HIGHS:** Receptions — 16, vs. Tampa Bay (9/9/18); Receiving Yards — 211, vs. Los Angeles Rams (11/4/18); Long Reception — 72t, vs. Los Angeles Rams (11/4/18); Receiving TDs — 2 (4x), last at Cincinnati (11/11/18).

### POSTSEASON

Year	Team	GP	GS	RECEIVING				
				No	Yds	Avg	Lg	TD
2017	New Orleans	2	2	15	216	14.4	46	2
2018	New Orleans	2	2	16	207	12.9	42	1
2019	New Orleans	1	1	7	70	10.0	20	0
2020	New Orleans	2	1	5	73	14.6	38	1
<b>NFL Totals</b>		<b>7</b>	<b>6</b>	<b>43</b>	<b>566</b>	<b>13.2</b>	<b>46</b>	<b>4</b>



## MICHAEL THOMAS

**ADDITIONAL POSTSEASON STATISTICS:** Miscellaneous Tackles — (2017, 1); (2018, 1) Total: 2.

**CAREER HIGHS:** Receptions — 12, vs. Philadelphia (1/13/19); Receiving Yards — 171, vs. Philadelphia (1/13/18); Long Reception — 46, vs. Carolina (1/7/18); Receiving TDs — 2, at Minnesota (1/14/18).



## CALVIN THROCKMORTON

# 76 OL

**HEIGHT: 6-5 • WEIGHT: 309**

**COLLEGE: OREGON**

**JOINED SAINTS: FA-20**

**NFL EXPERIENCE: 3**

**BORN: 12/17/91**

**NFL CAREER** – Originally signing with the Saints as an undrafted free agent in 2020, Throckmorton spent his entire rookie season on the practice squad before making a significant jump during his next two campaigns. In 2022, Throckmorton played in 14 games with six starts at both guard positions. Overall, the Bellevue, Wash. native has appeared in 31 games with 20 starts at three different positions on the offensive line.

**CAREER TRANSACTIONS** – Signed to a reserve/future contract, 1/18/21; Agreed to terms on a practice squad contract, 9/6/20; Waived, 9/5/20; Agreed to terms with Saints, 4/27/20.

**2022** – Played in 14 games with six starts at both guard positions. At Carolina, Sept. 25, saw action on special teams and also played the entire second half at left guard...vs. Minnesota, Oct. 2, received first start of season at left guard and played on special teams...Missed the next two games (hip)...at Arizona, Oct. 20, started at left guard and saw action on special teams, blocking for a unit that gained 494 yards and did not give up a sack...Vs. Baltimore, Nov. 7, played at right guard following an injury to Erik McCoy that forced Cesar Ruiz to center and on special teams... At Pittsburgh, Nov. 13, played at left guard and also on special teams...Vs. Los Angeles Rams, Nov. 20, started at left guard...At Tampa Bay, Dec. 5, started at right guard...At Cleveland, Dec. 24, started at right guard and blocked for a run game that gained 152 yards and two TDs and didn't surrender a sack...At Philadelphia, 1/1/23, started at right guard, blocking for a run game that gained 129 yards. **2021** – Played in all 17 games with 14 starts at three different positions, opening nine at left guard, four at right guard and one as a jumbo tackle, one of only three linemen to play in all 17 contests...Vs. Green Bay (played in Jacksonville, Fl. due to Hurricane Ida), Sept. 12, upon moving to right guard following an injury to Erik McCoy, helped block for an offense that produced their highest scoring output of the season with 38 points while allowing zero sacks, a career-high tying five touchdown passes from quarterback Jameis Winston and 171 rushing yards as a team, giving the Saints a

# VETERANS

38-3 victory over the Packers...Started at right guard and blocked for an offense that totaled season-high 405 total yards vs New York Giants, Oct. 3...At Seattle, Oct. 25, blocked for running back Alvin Kamara as he totaled 179 scrimmage yards in Saints' 13-10 Monday Night Football victory...Vs. Tampa Bay, Oct. 31, blocked for an offense that gained 152 yards rushing, helping earn a 36-27 win over defending Super Bowl champions...Started at left guard and blocked for a passing offense that posted a season-high 287 yards through the air, at Tennessee, Nov. 14...Vs. Dallas, Dec. 2, started at left guard and blocked for an offense that tied a season-high output with 405 total net yards...Started at left guard for the Saints' highest team rushing output of the season with 203 yards and three touchdowns, propelling New Orleans to a 30-9 victory, at New York Jets, Dec. 12...At Atlanta, 1/9/22, started at left guard and finished the season strong blocking for an offense that totaled 195-rushing yards, the second best output of season. **2020** – Spent his entire rookie season as a member of the practice squad.

**COLLEGE** – Made 52 consecutive starts (right tackle-41, left tackle-5, right guard-3, center-3) for Ducks and allowed just one sack over his final 3,224 snaps (45 contests)...A 2019 second-team All-American, as he opened 12 games at right tackle and two at center...A 2018 consensus second-team All-American and first-team All-Pac 12, as the only FBS player to start at four different offensive line positions... Played the fifth-most snaps (926) by a lineman in the nation without committing a penalty...In 2017, named Phil Steele Pac-12 All-Conference third-team and Pac-12 All-Academic first-team...Did not allow a sack...No. 4 overall graded (73.5) tackle in the Pac-12 (PFF)...Part of a line that helped the offense finish No. 12 nationally in rush yards per game (251.0) and No. 18 in scoring offense (36.0)...Paved way for five games with 200 yards rushing and 200 yards passing...Helped Ducks run for 200 or more yards 10 times...In 2016 as redshirt freshman, named Coaches Pac-12 All-Conference honorable mention and Pac-12 All-Academic and started all 12 games at right tackle, as he committed just one penalty and allowed just two sacks to help Oregon finish No. 15 nationally in total offense (491.7)...Part of a line that led the way for 200 yards rushing and 200 yards passing in the same game seven times... Paved the way for nine 200-yard rushing games en route to team finishing second in the Pac-12 in rushing yards per game (226.4)...In 2015, redshirted...Graduated with a degree in human physiology, while also serving as a peer advisor to other undergraduate students within the major his last two years.

**PERSONAL** – Consensus three-star and top 10 prospect in Washington at Newport (Bellevue, Wash.) HS...Four-year defensive line starter as well as two-time KingCo 4A Lineman of the Year and first-team All-League pick...Named to the *Tacoma News Tribune's* 2015 Northwest Nuggets honor roll and PrepStar All-West Region elite...Selected to the *Associated Press* 2014 4A All-State first-team and *Seattle Times* All-Area...Credited with 13 pancake blocks his senior year in addition to 61 tackles and nine stops for loss...Made season-best nine tackles against Olympia for a team that finished 10-3 and advanced to the 4A state semifinals...Posted 46 tackles (39 solo) and recovered two fumbles as a junior after contributing 33 tackles and three forced fumbles in 2012 campaign.

## CALVIN THROCKMORTON

Games Played/Started: New Orleans — (2021, 17/14); (2022, 14/6) Totals: 31/20





## PAYTON TURNER

# 98 DE

HEIGHT: 6-6 • WEIGHT: 270  
COLLEGE: HOUSTON  
JOINED SAINTS: D1-21  
NFL EXPERIENCE: 3  
BORN: 1/7/99

**NFL CAREER** – With the 28th overall pick in the 2021 NFL Draft, the Saints added to the line with this gifted pass rusher. In 2022, Turner appeared in eight games and posted 16 tackles (11 solo), 2.0 sacks and five stops for loss, while also contributing on special teams. He looks to continue to develop as part of a powerful defensive end group for the 2023 season.

**CAREER TRANSACTIONS** – Placed on Injured Reserve, 11/11/21; Signed to a four-year contract, 6/8/21; Selected in the first round (28th overall) of the 2021 NFL Draft.

**2022** – Appeared in eight games for New Orleans and finished with 16 tackles (11 solo), two sacks and five stops for loss, while also contributing on special teams... At Atlanta, Sept. 11, played on defense and special teams and blocked a late fourth quarter field goal attempt to clinch the win... At Carolina, Sept. 25, played on defense and special teams, recording one stop for loss... Vs. Minnesota (London), Oct. 2, posted two assisted tackles... Vs. Las Vegas, Oct. 30, registered four tackles and a career-high two sacks for a 15-yard loss... Vs. Baltimore, Nov. 7, recorded three solo tackles and a stop for loss... At Pittsburgh, Nov. 13, saw action on both defense and on special teams, tying a career-high with five tackles (career-high tying four solo)... Vs. Los Angeles Rams, Nov. 20, rotated in on defensive end and finished with one solo tackle for loss and a QB hurry. **2021** – Recorded 12 tackles (nine solo) and one sack for a four-yard loss, while also appearing on special teams... At Carolina, Sept. 19, saw his first NFL action at DE in his NFL debut, recording his first sack and five total tackles (four solo) with three tackles for loss... Vs. New York Giants, Oct. 3, recorded one solo tackle with two quarterback hits... At Washington, Oct. 10, saw time on defense and recorded three tackles (one solo)... Inactive for next two contests (calf)... Vs. Atlanta, Nov. 7, rotated in at DE and recorded three solo tackles... Placed on Injured Reserve (shoulder), Nov. 11.

**COLLEGE CAREER** – During his four collegiate seasons, notched career totals of 115 tackles (68 solo), ten sacks, 25 tackles for loss, an interception, a forced fumble, ten passes defended and a blocked punt... Made four starts at BANDIT position and appeared in five games as senior for University of Houston... Team captain who led the Cougars with 10.5 tackles for loss and five sacks, earning second-team All-AAC honors. Registered 25 tackles. Set career-highs for stops for loss (4.5) and sacks in season-opening win vs. Tulane, Oct. 8... Started 12 games as a junior and recorded 34 tackles (20 solo), eight stops for loss and four sacks... Started first 11 games before suffering season-ending foot injury as a sophomore, posting 42 tackles (21 solo), four passes defended and a blocked punt... Appeared in 11 games as a

# VETERANS

true freshman, totaling 14 tackles and was one of seven Cougars to record at least one interception.

**PERSONAL** – Named to the 2016 18-6A All-District first-team at Westside (Houston, Texas) HS...Missed the majority of his senior year due to a knee injury, posting 22 tackles and one interception in four games, before returning late in basketball season right before the playoffs...Started his athletic career as a youth playing baseball as pitcher and first baseman, also a member of the Westside basketball program, a sport where he was also heavily recruited...Mother, Alaina and aunt, Cass Bauer-Bilodeau, were standout basketball players at Montana State...A huge fan of the Star Wars science fiction series, has collected over 400 action figures...A fan of the television show “Blacklist.”...In 2022, appeared at Algiers Charter School for a UnitedHealth fitzone appearance to encourage students to exercise...In 2022, hosted a Saints Play Football Experience at Lusher School...Played in the 2023 Saints Hall of Fame Golf Tournament at Chateau Country Club...Interacted with fans at the 2023 Saints Draft Crawfish Cook-off, which benefited several Autism-related non-profit organizations

## PAYTON TURNER

Year	Team	GP	GS	Tot	TACKLES			Yds	INTERCEPTIONS					FUMBLES				
					Solo	Asst	Sk		No	Yds	Lg	TD	PD	FF	FR	Yds		
2021	New Orleans	5	0	12	9	3	1.0	4.0	0	0	0	0	0	0	0	0	0	0
2022	New Orleans	8	0	16	11	5	2.0	15.0	0	0	0	0	0	0	0	0	0	0
<b>NFL Totals</b>		<b>13</b>	<b>0</b>	<b>28</b>	<b>20</b>	<b>3</b>	<b>1.0</b>	<b>19.0</b>	<b>0</b>	<b>0</b>	<b>0</b>	<b>0</b>	<b>0</b>	<b>0</b>	<b>0</b>	<b>0</b>	<b>0</b>	<b>0</b>

**ADDITIONAL STATISTICS:** Blocked Field Goals — (2022, 1) Total:1.

**CAREER HIGHS:** Tackles — 5 (2x), at Carolina (9/19/21) and at Pittsburgh (11/13/22); Solo tackles — 4 (2x), at Carolina (9/19/21) and at Pittsburgh (11/13/22); Sacks — 2, vs. Las Vegas (10/30/22); Interceptions — 0; Passes Defensed — 0.



**JAMES WASHINGTON** **89**  
**WR**

**HEIGHT:** 5-11 • **WEIGHT:** 216  
**COLLEGE:** OKLAHOMA STATE  
**JOINED SAINTS:** FA-23  
**NFL EXPERIENCE:** 6  
**BORN:** 4/2/96

**NFL CAREER** – The New Orleans Saints signed James Washington as a free agent during the 2023 offseason, adding a versatile weapon who has experience in the slot and out wide. Washington, originally a second round pick (60th overall) by the Pittsburgh Steelers, is an explosive deep threat with terrific ball skills. Through five NFL seasons with Pittsburgh (2018-21) and Dallas (2022), Washington has accumulated 114 receptions for 1,629 yards and 11 touchdowns. Washington was a highly-touted prospect heading into the 2018 NFL Draft after a stellar four-year career at Oklahoma State, including winning the 2017 Biletnikoff Award as the nation’s top

college receiver. He will compete for snaps in New Orleans' receiver rotation.

**CAREER TRANSACTIONS** – Signed by New Orleans, 5/15/23; Signed to New York Giants practice squad, 1/11/23; Waived by Dallas, 1/4/23; Activated from Injured Reserve by Dallas, 12/10/22; Placed by Dallas on Injured Reserve, 8/3/22; Signed by Dallas to a one-year contract (UFA-PIT), 3/21/22; Reinstated by Pittsburgh from Reserve-COVID-19, 1/14/22; Placed by Pittsburgh on Reserve/COVID-19, 1/8/22; Signed by Pittsburgh to a four-year contract, 5/14/18; Selected by Pittsburgh in the second round (60th overall) of the 2018 NFL Draft.

**2022** – Spending the first 14 weeks of the season on Injured Reserve with a broken foot, played in two games for Dallas and also spent two weeks in the postseason on the New York Giants practice squad. **2021** – Appeared in 15 games, two starts, and had 24 receptions for 285 yards and two touchdowns in his final season in Pittsburgh...Tied a season-high four catches for 69 yards at Green Bay, Oct. 3...Tallied four receptions for 65 yards and a touchdown at Minnesota, Dec. 9...In the playoff game at Kansas City, 1/16/22, recorded his first career postseason touchdown reception, a 15-yard catch from QB Ben Roethlisberger. **2020** – Played in all 16 regular season games for the first time in his career with ten starts, reeling in 30 catches for 392 yards and a career-best five touchdowns...Recorded a season-high five receptions for 36 yards against Houston, Sept. 27...Caught two passes for a season-high 80 yards against Washington, Dec. 7, including a 50-yard touchdown reception...In his postseason debut against Cleveland, 1/10/21, caught five passes for 72 yards. **2019** – Played in 15 games with ten starts for the Pittsburgh Steelers and recorded career-highs in receiving yards (735) and receptions (44)...Led the Steelers in yards-per-catch (16.7 avg.) and also added three scores...Recorded the team's longest reception of the season, a career-best 79-yard touchdown catch against Cincinnati, Sept. 30...Set a single-game career-high with six receptions for 90 yards (15.0 avg.) and a touchdown against the Los Angeles Rams, Nov. 10...Recorded his first career 100-yard receiving game against Cleveland, Dec. 1, finishing with four receptions for a career-high 111 yards and a 30-yard game-tying touchdown catch. **2018** – Saw action in 15 games, starting six, and tallied 16 catches for 217 yards and one touchdown as a rookie...Made his NFL debut in a tie at Cleveland, Sept. 9...Recorded his first career reception in the first start of his career against Kansas City, Sept. 16, a 14-yard touchdown grab from Roethlisberger...Set a single-game season-high in receiving yards (65) against New England, Dec. 16.

**COLLEGE** – Left school as Oklahoma State's all-time leading receiver with 4,472 career receiving yards, ranked second in Big 12 history. Joined Rashaun Woods as the only players in Oklahoma State history to record at least 1,000 receiving yards and ten touchdowns in three different seasons...Recipient of 2017 Biletnikoff Award - nation's top receiver - and a unanimous All-American and All-Big 12 selection. Led nation with 1,549 receiving yards and 119.2 receiving yards-per-game in 2017...Earned first-team All-Big 12 honors as a junior after finishing second in the conference with 1,380 receiving yards. Tabbed National Offensive Player of the Week from the Walter Camp Football Foundation following a 296-receiving yard performance on nine catches and two touchdowns at Pittsburgh...As a sophomore totaled 1,087 receiving yards and 10 touchdown catches en route to securing second-team All-Big 12 honors...Led OSU with six TD receptions in 2014, ranked fourth in the nation among freshmen...Earned his degree in agricultural business with an option in farm and ranch management.



# VETERANS

**PERSONAL** – Played three years at Stamford (Texas) HS from 2011-13 and won back-to-back Class 1A Division I state titles at AT&T Stadium (2012-13)...Caught 73 passes for 1,331 yards and 24 touchdowns as a senior...Also competed in basketball, tennis and track in high school, where he won state championships in the 200-meter dash and triple jump as a senior...He and his wife, Julia, were married in 2021 and have a daughter, Tatum...They have a 40-acre ranch near Tye and Merkel, Texas, with cows and horses.

## JAMES WASHINGTON

Year	Team	GP	GS	RECEIVING				TD
				No	Yds	Avg	Lg	
2018	Pittsburgh	14	6	16	217	13.6	47	1
2019	Pittsburgh	15	10	44	735	16.7	79t	3
2020	Pittsburgh	16	7	30	392	13.1	50t	5
2021	Pittsburgh	15	2	24	285	11.9	42	2
2022	Dallas	2	0	0	0	-	-	0
<b>NFL Totals</b>		<b>62</b>	<b>25</b>	<b>114</b>	<b>1,629</b>	<b>14.3</b>	<b>79t</b>	<b>11</b>

**ADDITIONAL STATISTICS:** Rushing — (2021, 2 carries for 13 yards, LG 12) **Total: 2 carries for 13 yards. LG 12.**

**CAREER HIGHS:** Receptions — 6, vs. L.A. Rams (11/10/19); **Receiving Yards** — 111, vs. Cleveland (12/1/19); **Long Reception** — 79t, at Cincinnati (11/24/19); **Receiving TDs** — 1 (11x), last vs. Tennessee (12/19/21).

### POSTSEASON

Year	Team	GP	GS	RECEIVING				TD
				No	Yds	Avg	Lg	
2020	Pittsburgh	1	0	5	72	14.4	27	0
2021	Pittsburgh	1	0	2	37	18.5	22	1
<b>NFL Totals</b>		<b>2</b>	<b>0</b>	<b>7</b>	<b>109</b>	<b>15.6</b>	<b>27</b>	<b>1</b>

**CAREER HIGHS:** Receptions — 5, vs. Cleveland (1/10/21); **Receiving Yards** — 72, vs. Cleveland (1/10/21); **Long Reception** — 27, vs. Cleveland (1/10/21); **Receiving TDs** — 1, at Kansas City (1/16/22).



## PETE WERNER

# 20 LB

**HEIGHT: 6-3 • WEIGHT: 242**

**COLLEGE: OHIO STATE**

**JOINED SAINTS: D2-21**

**NFL EXPERIENCE: 3**

**BORN: 6/5/99**

**NFL CAREER** – Selected by the Saints in the second round (60th overall) of the 2021 NFL draft, Pete Werner has become a mainstay in the New Orleans defense, appearing in 27 games with 19 starts, posting 138 tackles (91 solo), three passes defended and two forced fumbles. Werner produced an impressive sophomore campaign in 2022 where he appeared in 12 games with 11 starts, recording 79 tackles (55 solo), three passes defended and two forced fumbles with one special teams stop as New Orleans ranked fifth in total defense. Heading into 2023, the third-year pro will look to continue ascending as one of the league's top young linebackers.





**CAREER TRANSACTIONS** – Signed to a four-year contract, 6/8/21; Selected by the New Orleans Saints in the second round (60th overall) of the 2021 NFL Draft.

**2022** – Appeared in 12 games with 11 starts (did not open season finale) at WLB, recording 79 tackles (55 solo), three passes defended and two forced fumbles and one special teams stop as New Orleans ranked fifth in total defense. Despite missing four games with an ankle injury, ranked third on team in tackles...In opening win at Atlanta, Sept. 11, started and played on special teams and tallied 12 tackles (career-high 11 solo), a stop for loss, first-career forced fumble and a coverage stop...Vs. Tampa Bay, Sept. 18, recorded eight tackles (six solo) and a pass defense...At Carolina, Sept. 25, led team with ten tackles (six solo)...Vs. Minnesota (London), Oct. 2, recorded nine tackles (eight solo)...Vs. Seattle, Oct. 9, posted seven tackles (four solo) and one forced fumble...Vs. Cincinnati, Oct. 16, tallied six solo tackles...At Arizona, Oct. 20, led the team with seven tackles (three solo), two for loss and a pass breakup...Vs. Las Vegas, Oct. 30, led the team with 11 tackles (seven solo), including a stop on last play of contest at the New Orleans four-yard line to help preserve a 24-0 shutout and one pass defense. The performance marked his sixth career double-digit tackle total and his third of 2022...Vs. Baltimore, Nov. 7, recorded three tackles (one solo) before leaving with an ankle injury, which caused him to miss the next four contests...Vs. Atlanta, Dec. 18, returned to action and finished with four tackles (three solo)...At Cleveland, Dec. 24, inactive (hamstring)...At Philadelphia, 1/1/23, started at WLB and saw action on special teams, downing a punt at the Philadelphia four-yard line...Vs. Carolina, 1/8/23, recorded two assisted tackles. **2021** – Played in 15 games with eight starts at WLB, posting 59 tackles (37 solo) and three special teams stops...Vs. Green Bay, Sept. 12, made NFL debut on special teams...Inactive (hamstring) at Carolina, Sept. 19...At New England, Sept. 26, made first NFL start and played on special teams, finishing with two defensive tackles (one solo)...Started and had a career-high ten tackles (six solo) with one quarterback hit, vs. N.Y. Giants, Oct. 3...At Washington, Oct. 10, started and led the team with a career-high 13 tackles (eight solo)...Started and recorded six tackles (five solo), at Seattle, Oct. 25...Vs. Tampa Bay, Oct. 31, started and recorded four tackles (three solo) with one stop for loss...Rotated at WLB and on special teams, recorded two tackles (one solo) with a stop for loss and recorded two assisted coverage stops, vs. Atlanta, Nov. 7...Rotated in at WLB and on special teams and finished with one solo tackle and one special teams stop, at Tampa Bay, Dec. 19...Vs. Miami, Dec. 27, Started and led the Saints defense with ten tackles in the contest...Rotated at WLB and special teams and finished with two tackles (one solo), vs. Carolina, 1/2/22...At Atlanta, 1/9/22, rotated in at WLB on special teams.

**COLLEGE** – As senior, voted by Big Ten coaches as first-team All-Conference and also was a Butkus Award semifinalist, starting all eight games during an abbreviated Big Ten season, recording 54 tackles (28 solo), 2.5 stops for loss, a sack, two forced fumbles and one pass defense as the Buckeyes reached the College Football Playoff championship game...In 2019, started all 14 games for CFP semifinalists and second on Buckeyes with 64 tackles, 5.5 tackles for loss for -11 yards, three passes defended and two fumble recoveries, earning honorable mention All-Big Ten...As sophomore, started 13 of 14 games for Big Ten and Rose Bowl champion Buckeyes and recorded 58 tackles (38 solo), a career-high 7.5 stops for

# VETERANS

loss, three sacks, two forced fumbles and seven passes defended... Lettered as true freshman, playing in 11 games and contributing nine tackles, most on special teams... Real estate and urban analysis major and was three-time Academic All-Big Ten selection.

**PERSONAL** – Rivals, 247Sports and Scout four-star prospect as a standout OLB at Indianapolis Cathedral HS... Ranked among the Top 300 players nationally by both Scout and 247Sports and among the Top 20 outside linebackers... A first-team *Associated Press* Class 6A all-state pick as a senior for a team that went 7-5 and advanced to the regional finals... Missed three games due to injury, but recorded 64 tackles, including 17 stops for loss and eight sacks... Finished third for *Indianapolis Star* Mr. Football honors and earned the Star's state's top linebacker award... Rated No. 1 OLB in Midwest by Scout and PrepStar all-Midwest region honoree... Father, Greg, starred in football and baseball at DePauw University, is in its Athletics Hall of Fame and played two years in the NFL with the Jets and Eagles and now has an orthodontist practice in Indianapolis... Older brother, Dan, played football at Harvard... Helped local military participate in the Saints/Dudley DeBosier Battle of the Branches 7 on 7 Flag Football Tournament in November for Salute to Service Month at the Ochsner Sports Performance Center... Military members from the Army, Marines, Air Force, and Navy formed teams that competed in a round-robin tournament, while also engaging in individual and team challenges like Tug-A-War, 40 Yard Dash, Long Ball Throw, Pushup Challenge, and Field Goal Kicking... Participated in the 2023 Zurich Classic Celebrity Shootout for Charity, winning 10,000 dollars as a member of the winning team which he donated to the Boys and Girls Club of Metro Louisiana... Played in the 2022 and 2023 Saints Hall of Fame Golf Tournaments that took place both at Chateau Country Club in Kenner and Grand Bear Golf Club in Saucier, Miss... Wants to become involved in commercial real estate after the end of his playing career.

## PETE WERNER

Year	Team	GP	GS	Tot	TACKLES			Yds	INTERCEPTIONS				FUMBLES			
					Solo	Asst	Sk		No	Yds	Lg	TD	PD	FF	FR	Yds
2021	New Orleans	15	8	59	36	23	0.0	0.0	0	0	0	0	0	0	0	0
2022	New Orleans	12	11	79	55	24	0.0	0.0	0	0	0	0	3	2	0	0
<b>NFL Totals</b>		<b>27</b>	<b>19</b>	<b>138</b>	<b>91</b>	<b>47</b>	<b>0.0</b>	<b>0.0</b>	<b>0</b>	<b>0</b>	<b>0</b>	<b>0</b>	<b>3</b>	<b>2</b>	<b>0</b>	<b>0</b>

**ADDITIONAL STATISTICS:** Special Teams Tackles — (2021, 3); (2022, 1) Total: 4.

**CAREER HIGHS:** Tackles — 13, at Washington (10/10/21); Solo tackles — 11, at Atlanta (10/10/21); Sacks — 0; Passes Defensed — 1 (3x), last vs. Las Vegas (10/30/22); Forced Fumbles — 1 (2x), last vs. Las Vegas (10/30/22).



# JAMAAL WILLIAMS

# 30 RB

HEIGHT: 6-0 • WEIGHT: 224  
 COLLEGE: BYU  
 JOINED SAINTS: UFA-23 (DET)  
 NFL EXPERIENCE: 7  
 BORN: 4/3/95

**NFL CAREER** – Signed by the Saints as an unrestricted free agent from Detroit in 2023, Williams is a talented runner who had a breakout season in 2022 as he led the National Football League and set a Lions single-season franchise record for rushing touchdowns with 17. Through 17 games with nine starts for Detroit, Williams added on 262 attempts for 1,066 rushing yards and 12 receptions for 73 yards, producing the first 1,000 yard rushing season of his career and the first for a Lion since 2013. The former BYU star's talent came consistently all over the field, as well as in short bursts, as ten of his rushing touchdowns in 2022 came from exactly one yard out, tied for third-most in NFL history. In 2021, Williams ranked fifth among NFL running backs with 27.5% of his rushes resulting in first downs. Also a sound ballcarrier, he went 752 career touches before fumbling the ball and became the league's first active running back to reach 600 carries before fumbling. Since being drafted by Green Bay in the fourth round (134th overall) of the 2017 NFL Draft, Williams has played in 90 games with 40 starts, totaling 915 attempts for 3,652 yards and 30 touchdowns, while adding 160 receptions for 1191 yards and eight touchdowns against only four fumbles.

**CAREER TRANSACTIONS** – Signed to a three-year contract by the New Orleans Saints (UFA-Det.), 3/17/23; Signed by the Detroit Lions to a two-year contract (UFA-GB), 3/17/21; Signed by Green Bay to a four-year contract, 6/1/17; Selected in the fourth round (134th overall) of the 2017 NFL Draft by the Green Bay Packers.

**2022** – Played in 17 games with nine starts for Lions, recording 262 attempts for 1,066 yards and 17 touchdowns, adding on 12 receptions for 73 yards. 17 rushing TDs led NFL in 2022 and set a new single-season franchise record...Vs. Seattle, Oct. 2, started and recorded 19 attempts for 108 yards (5.7 avg.) and two TDs, while adding a one-yard reception...At NYG, Nov. 20, started and had 17 attempts for 64 yards and a season-high three TDs...Vs. Buffalo, Nov. 24, rushed 18 times for 66 yards and one TD, giving him his tenth consecutive game with at least 50 rushing yards, a career-best streak and the longest active streak in the NFL...Vs. Chicago, 1/1/23, started and attempted 22 times for a career-high 144 yards (6.6 avg.) and one TD with a career-long of 58 yards, while adding one 13-yard reception to finish with career-best 157 yards from scrimmage...At Green Bay, 1/8/23, started and finished with 16 attempts for 72 yards and two TDs. The multi-rushing touchdown game was his sixth of the season, as he surpassed Barry Sanders to hold the new team record while becoming only the third player in the NFL to have six multi-rushing touchdown games in the last ten years. **2021** – Played in 13 games with 11 starts for the Lions



as he finished with 153 attempts for 601 yards and three TDs, adding on 26 receptions for 157 yards...

Vs. San Francisco, Sept. 12, started opener and carried nine times for 54 yards (6.0 avg.) and a TD, catching eight throws for 56 yards. Became first Lions RB since 2014 to tally 50 rushing yards, 50 receiving yards and one TD in a game...Vs. Baltimore, Sept. 26, started and rushed 12 times for 42 yards and a TD, adding two grabs for 25 yards...At Chicago, Oct. 3, started and rushed 14 times for 66 yards (4.7 avg.)...Vs. Minnesota, Dec. 5, started and posted 17 carries for 71 yards, adding a nine-yard reception...At Atlanta,

Dec. 26, started and had season-highs of 19 carries for 77 yards. **2020** – Played in 14 games with three starts for Packers, rushing 119 times for 505 yards and two touchdowns while tacking on 31 receptions for 236 yards and one TD...Vs. Lions, Sept. 20, finished with eight attempts for 63 yards (7.9 avg.)...At Texans, Oct. 25, recorded 19 attempts for season-high 77 rushing yards and a TD and added four receptions for 37 yards for 114 yards from scrimmage...Vs. Vikings, Nov. 1, rushed 16 times for 75 yards and added six receptions for 27 yards to notch his second consecutive game with 100+ total yards from scrimmage...Vs. Chicago, Nov. 30, finished with 17 rushes for 73 yards and a TD...In NFC Divisional Playoff win vs. LAR, 1/16/21, carried 12 times for 65 yards (5.4 avg.). **2019** – Played in 14 games with two starts for Green Bay, totaling 107 attempts for 460 yards and one touchdown as well as 39 receptions for 253 yards and five TDs...Vs. Lions, Oct. 15, recorded 14 attempts for season-high 104 yards and added four receptions for 32 yards and one TD...At Kansas City, Oct. 28, recorded both a rushing and receiving TD in 31-24 road victory. **2018** – Played in 16 games with eight starts for Packers, finishing with 121 attempts for 464 yards and three touchdowns and catching 27 passes for 210 yards...Vs. Vikings, Sept. 16, rushed for 59 yards on a season-high 16 attempts... At NYJ, Dec. 23, rushed for a season-high 95 yards with a TD on 15 attempts (6.3 avg.) and had six receptions for 61 yards for 156 total yards from scrimmage. **2017** – Started in seven of the 16 games he appeared in for Green Bay, rushing 153 times for 556 yards and four touchdowns while adding 25 receptions for 262 yards and two touchdowns...Vs. Lions, Nov. 7, scored his first career TD on his only rush and added two receptions for 31 yards...At Steelers, Nov. 27, recorded first career multi-touchdown game with one rushing TD and one receiving TD. Finished with 21 attempts for 66 yards and four receptions for 69 yards (17.3 avg.)...Vs. Buccaneers,

## WORTH NOTING

### WILLIAMS' 100-YARD RUSHING GAMES (4)

Yds	Date	Opponent	Atts	TDs
144	1/1/23	vs. Chi. (W)	22	1
113	12/3/17	vs. TB (W)	21	1
108	10/2/22	vs. Sea. (L)	19	2
104	10/14/19	vs. Det. (W)	14	2

### WILLIAMS' MULTI-TOUCHDOWN GAMES (9)

Date	Opponent	TDs
11/20/22	at NYG (W)	3
10/2/22	vs. Sea. (L)	2
1/8/23	at GB (W)	2
10/30/22	vs. Mia. (L)	2
9/25/22	at Min. (L)	2
9/11/22	vs. Phi. (L)	2
10/27/19	at KC (W)	2
11/26/17	at Pit. (L)	2
12/10/17	at Cle. (W)	2



# VETERANS



PLAYERS

Nov. 27, rushed 21 times for 113 yards (5.4 avg.) and one TD, adding two receptions for ten yards. Marked first 100-yard rushing game.

**COLLEGE** – Played four seasons at BYU (2012-12, 2016), starting in 34 of 42 games he appeared in. Left as the program’s all-time leader in rushing yards (3,901), rushing attempts (726) and 100-yard rushing games (16). Became the fourth player in school history to register multiple 1,000 yard rushing seasons. His 35 rushing touchdowns rank third in school history and his 4,468 rushing yards rank fifth.

**PERSONAL** – Starred at Summit (Fontana, Calif.) HS, where he helped his team to a CIF division title. As a senior, earned first-team all-league and first-team All-CIF honors after rushing for 1,252 yards and 22 TDs on 141 carries (8.9 avg.)... Cousin Victor Butler played linebacker for the Dallas Cowboys (2009-12), Saints (2013) and Indianapolis Colts (2014)...Mother Nicolle was a sprinter at UCLA... In 2023 offseason, established the Jamaal Williams Foundation-a new non-profit founded to provide financial and community supports to assist in youth development and help meet the needs of those facing food insecurities...His first fundraising event took place in May, a live stream event with the voice actor behind Naruto Uzumaki to raise money...Interacted with fans at the 2023 New Orleans Saints Draft Crawfish Cook-off, which benefited several Autism-related non-profits.

## JAMAAL WILLIAMS

Year	Team	RUSHING							RECEIVING				
		GP	GS	Att	Yds	Avg	Lg	TD	No	Yds	Avg	Lg	TD
2017	Green Bay	16	7	153	556	3.6	25	4	25	262	10.5	54t	2
2018	Green Bay	16	8	121	464	3.8	20	3	27	210	7.8	26	0
2019	Green Bay	14	2	107	460	4.3	45	1	39	253	6.5	17	5
2020	Green Bay	14	3	119	505	4.2	25	2	31	236	7.6	29	1
2021	Detroit	13	11	153	601	3.9	20	3	26	157	6.0	15	0
2022	Detroit	17	9	262	1,066	4.1	58	17	12	73	6.1	17	0
<b>NFL Totals</b>		<b>90</b>	<b>40</b>	<b>915</b>	<b>3,652</b>	<b>4.0</b>	<b>58</b>	<b>30</b>	<b>160</b>	<b>1,191</b>	<b>7.4</b>	<b>54t</b>	<b>8</b>

**ADDITIONAL STATISTICS:** Kickoff Returns — 4 returns for 95 yards, 23.8 avg., 30 LG in 2018; 1 return for 9 yards in 2019; 1 return for 20 yards in 2020; Total - 6 returns for 124 yards, 20.7 avg., 30 LG..

**CAREER HIGHS:** Rushes — 24, vs. Green Bay (11/6/22); **Rushing Yards** — 144, vs. Chicago (1/1/23); **Long Rush** — 58, vs. Chicago (1/1/23); **Rushing TDs** — 3, at New York Giants (11/20/22); **Receptions** — 8, vs. San Francisco (9/12/21); **Receiving Yards** — 95, vs. Atlanta (10/5/20); **Long Reception** — 54t, at Pittsburgh (11/26/17); **TD Receptions** — 1 (8x), last at Indianapolis (11/20/20).


### POSTSEASON

Year	Team	RUSHING							RECEIVING				
		GP	GS	Att	Yds	Avg	Lg	TD	No	Yds	Avg	Lg	TD
2019	Green Bay	2	0	4	9	2.3	4	0	3	10	3.3	9	0
2020	Green Bay	2	1	19	88	4.6	12	0	4	22	5.5	11	0
<b>NFL Totals</b>		<b>4</b>	<b>1</b>	<b>23</b>	<b>97</b>	<b>4.2</b>	<b>13</b>	<b>0</b>	<b>7</b>	<b>32</b>	<b>4.6</b>	<b>11</b>	<b>0</b>

**ADDITIONAL POSTSEASON STATISTICS:** Kickoff Returns — (2020, 1 return for 30 yards) Total: 1 return for 30 yards.

**POSTSEASON CAREER HIGHS:** Rushes — 12, vs. Los Angeles Rams (1/16/21); **Rushing Yards** — 65, vs. Los Angeles Rams (1/16/21); **Long Rush** — 12, vs. Tampa Bay (1/24/21); **Rushing TDs** — 0; **Receptions** — 4, vs. Tampa Bay (1/24/21); **Receiving Yards** — 22, vs. Tampa Bay (1/24/21); **Long Reception** — 11 vs. Tampa Bay (1/24/21); **Receiving TDs** — 0.

## VETERANS



# JAMEIS WINSTON

# 2 QB

HEIGHT: 6-4 • WEIGHT: 231  
COLLEGE: FLORIDA STATE  
JOINED SAINTS: UFA-20 (TB)  
NFL EXPERIENCE: 9  
BORN: 1/6/94

**NFL CAREER** – Originally selected with the first overall pick in the 2015 NFL Draft by the Tampa Bay Buccaneers out of Florida State, Winston enters his fourth season in New Orleans. Starting the first three games of the 2022 season, Winston completed 73-of-115 passes (63.5%) for 858 yards, four touchdowns, five interceptions and a 79.5 passer rating. The Bessemer, Ala. native has appeared in 86 regular season games with 80 starts, completing 1,738-of-2,835 passes (61.3%) for 21,840 yards with 139 touchdowns, 96 interceptions and an 87.5 passer rating, while adding 1,220 rushing yards and 11 touchdowns and being named to the Pro Bowl in 2015. From 2015-19, Winston set numerous Buccaneers passing records including both the franchise's career and single-season marks in passing yardage and the career record for touchdown passes. In 2019, Winston posted career-highs in passing yards (5,109), touchdown passes (33), completions (380), and yards-per-attempt (8.2). During a two-game stretch in wins in Weeks 14 and 15, Winston tossed for 456 and 458 yards, becoming the only player in NFL history to pass for 450 yards in consecutive contests. Winston's NFL-best 5,109 passing yards was the eighth-highest total in NFL record books, as he became only the eighth passer to reach 5,000 yards passing.

**CAREER TRANSACTIONS** – Agreed to terms with New Orleans on a two-year contract, 3/22/22; Placed by New Orleans on Injured Reserve, 11/6/21; Agreed to terms with New Orleans on a one-year contract, 3/15/21; Signed by New Orleans to a one-year contract (UFA-TB), 4/28/20; Fifth-year team option exercised by Tampa Bay, 4/17/18; Signed by Tampa Bay to a four-year contract, 5/1/15; Selected by Tampa Bay in the first round (1st overall) of 2015 NFL Draft.

**HONORS** – **2022**: Ed Block Courage Award (Saints award winner); **2019**: NFC Offensive Player of the Week (Week 4); FedEx Air Player of the Week (Week 4). **2016**: NFC Offensive Player of the Week (Week 1); FedEx Air Player of the Week (Week 1); Castrol EDGE Clutch Performer of the Week (Week 13). **2015**: Pro Bowl; Pepsi Rookie of the Year; NFL Offensive Rookie of the Month (November); Pepsi Rookie of the Week (Weeks 2, 5 & 11); FedEx Air Player of the Week (Week 11). Rookie of the Week (Weeks 2, 5 & 11); FedEx Air Player of the Week (Week 11).

**2022** – Voted by teammates as a team captain for the second consecutive season and also voted by them as the team's winner of the Ed Block Courage Award... Started all three games he appeared in, completing 73-of-115 passes (63.5%) for 858 yards, four touchdowns, five interceptions and a 79.5 passer rating...In season opener at Atlanta, Sept. 11, completed 23-of-34 passes for 269 yards with two touchdowns, including 213 yards with two touchdowns in fourth quarter. Carried two



times for nine yards. Winston led his 13th career game-winning drive in the fourth quarter, as New Orleans rallied from a 16-point deficit...Vs. Tampa Bay, Sept. 18, completed 25-of-40 passes for 236 yards, one touchdown and three interceptions. Carried once for two yards...At Carolina, Sept. 25, completed 25-of-41 passes for 353 yards, one touchdown and two interceptions. Ran for five yards on two carries... Inactive for next two contests (back/ankle)...Dressed, but did not play in the remaining 12 games. **2021** – Started all seven games he appeared in, completing 95-of-161 passes (59.0%) for 1,170 yards, 14 touchdowns, three interceptions and a 102.8 passer rating while adding a rushing score on 32 carries for 166 yards with a 5-2 record...Vs. Green Bay, Sept. 12, made his first start for the Saints and threw for 148 yards on 14-of-20 passing with a 130.8 passer rating in the 38-3 win in Jacksonville, Fla. Winston threw five touchdown passes, with a long of 55 yards on a touchdown pass to Deonte Harris. His five touchdown passes tied a career-high from when he threw five touchdowns against the Eagles (11/22/15) as a member of Tampa Bay. He also finished with 37 rushing yards on six attempts. Winston became the third player since 1950 to throw five touchdowns in his first start with a team. Winston's 148 passing yards were the fewest yards with five passing touchdowns since 1948. With zero interceptions, Winston became the first quarterback in NFL history to throw five touchdown passes with zero picks in his first career start with a new team in a season-opener. Overall, Winston became the seventh quarterback with five touchdown passes and no interceptions in an opener, and first since Ravens QB Lamar Jackson did so at Miami, Sept. 8, 2019. Winston became the 33rd player to start a game at QB for New Orleans, and 11th to win in his first start. Victory was Winston's third career opening day victory and his first win over Green Bay...At Carolina, Sept. 19, completed 11-of-22 passes for 111 yards and two interceptions. Winston got the Saints on the scoreboard with his first rushing touchdown of the season with 14:37 left in the fourth quarter. Winston eclipsed 20,000 career passing yards...At New England, Sep., 26, completed 13-of-21 passes for 128 yards and two scores in 28-13 win....Vs. N.Y. Giants, Oct. 3, completed 17-of-23 passes for 226 yards and one score on the day, without having a chance to see the field in overtime. Winston completed 12 consecutive passes at one point in the contest to tie a career-high. This was Winston's first start in the Caesars Superdome as a Saint...At Washington, Oct. 10, made his 75th career start, completing 15-of-30 passes for 279 yards and four scores with a 108.2 passer rating. Also had six rushes for 26 yards. Winston threw a 72-yard touchdown pass to Deonte Harris in the first quarter, the longest of his career. Marquez Callaway also caught a 49-yard touchdown pass to end the first half; the last time the Saints had two scoring plays of 45 yards or more was on December 18, 2016, at Arizona when WR Brandin Cooks had 45-yard and 65-yard touchdown receptions from Drew Brees. Also marked the first time Winston has thrown two TD passes over 45 yards in his career. Winston's 279 passing yards were the most in his Saints career. Washington became the 19th team Winston defeated as a starter...At Seattle, Oct. 25, completed 19-of-35 passes for 222 yards and one score. Also rushed eight times for 40 yards, his season high and also his most rushing yards with the Saints. Winston led the Saints on their longest scoring drive of the season, which lasted 19 plays for a total of 86 yards and accounted for a total of 10:16. In his first Monday night start since 2017, Winston improved his record on Monday nights to 2-1...Vs. Tampa Bay, Oct. 31, made first career start against his former team, going 6-of-10 passing for 56 yards and a touchdown with four rushes for 40 yards. On a scramble in the second quarter, suffered the season-ending left knee injury. Tampa Bay became the 20th team Winston defeated as a starter. **2020** – Appeared in four regular season games in his first season in New Orleans and completed 7-of-11 passes for 75 yards



PLAYERS

and had six rushes for -4 yards...Appeared in relief of an injured Drew Brees vs. San Francisco and helped Saints hold on for win, Nov. 15, completing six-of-ten passes for 63 yards and carrying three times for -1 yards...In NFC Divisional Playoff vs. Tampa Bay, 1/17/21, completed a 56-yard touchdown pass to Tre'Quan Smith.

**2019** – Started all 16 games, completing 380-of-626 passes (60.7 pct.), for 5,109 yards (8.16 avg.), 33 touchdowns and 30 interceptions in his final season with the Tampa Bay Buccaneers. Posted career-highs and franchise records in passing yards (5,109), 300-yard passing games (11), touchdown passes (33), completions (380) and attempts (626). Winston's NFL-best 5,109 passing yards was the eighth-highest total in league record books, as he became only the eighth passer to ever reach 5,000 yards passing. Posted 8.16 yards per attempt in 2019, the second-highest in team history...In win at Carolina, Sept.12, completed 16-of-25 passes for 208 yards, with one touchdown and a 103.4 rating...Vs. N.Y. Giants, Sept. 22, completed 23-of-37 passes for 380 yards, with three touchdowns, an interception and a 112.4 passer rating...In 55-40 win at L.A. Rams, Sept. 29, where the Buccaneers set club scoring record, completed 28-of-41 passes for 385 yards, with four touchdowns, one interception and a 120.5 passer rating...At New Orleans, Oct. 6, completed 15-of-27 passes for 204 yards, with two touchdowns and a 104.6 rating...At Seattle, Nov. 3, completed 29-of-44 passes for 335 yards, with two touchdown passes and a 103.9 passer rating...In a win vs. Arizona, Nov. 10, completed 30-of-48 passes for 358 yards, with one touchdown and two interceptions. In fourth quarter with Arizona ahead 27-23, completed a pass for a 49-yard gain to Chris Godwin that set up go-ahead touchdown. Also had career-long 26-yard rush...In win vs. Atlanta, Nov. 24, completed 18-of-28 passes for 313 yards, with three touchdowns, two interceptions and a 108.2 passer rating, including a 71-yard completion for a TD...Winston's 13 consecutive games with a touchdown pass from 12/23/18-11/24/19, tied for the second-longest streak in team history...In a victory at Jacksonville, Dec. 1, completed 21-of-38 passes for 268 yards...Vs. Indianapolis, Dec. 8, completed 33-of-45 passes for 456 yards, with four touchdowns, three interceptions and a 107.3 passer rating. The 277 first-half passing yards was the fifth-most in a single half in team history and the 456 passing yards is fourth-most in a game in team history...In a win at Detroit, Dec. 15, completed 28-of-42 passes for 458 yards, four touchdowns, one interception and a 124.9 rating. The 308 first-half passing yards was the third-most in a single half in team history and the 458 passing yards was the third-most in team history.

**2018** – Started 9-of-11 games played, completing 244-of-378 passes (64.6 pct.), for 2,992 yards, 19 touchdowns and 14 interceptions, for a rating of 90.2...Made 2018 debut at Chicago, Sept. 30, coming on in relief of Ryan Fitzpatrick in second half, completing 16-of-20 passes (career-high 80.0%) for 145 yards with a touchdown and two interceptions...At Atlanta, Oct. 14, completed 30-of-41 passes (73.1 pct.) for 395 yards, with four touchdowns and two interceptions, for a 115.4 passer rating. Carried five times for 31 yards...In overtime victory against Cleveland, Oct. 21, totaled 420 yards of offense (365 passing, a career-high 55 rushing). In final overtime drive, completed two-of-three passes for 21 yards to set up a game-winning field goal...Came on in relief of starter Fitzpatrick at N.Y. Giants, Nov. 18, leading four consecutive touchdown drives, finishing the game 12-of-16 (75.0 pct.) for 199 yards (12.4 avg.), with two touchdowns and an interception, for a passer rating of 129.9. Winston's interception came on a Hail Mary attempt with under 30 seconds remaining. Prior to that point, Winston had a 158.3 passer rating. With his Giants game totals, tied Vinny Testaverde for the second-most passing touchdowns in team history and eclipsed Trent Dilfer for the third-most passing yards...Started against San Francisco, Nov. 25, completed 29-of-38 passes (76.3 pct.) for 312 yards, two touchdowns and zero interceptions, for a





117.4 rating. With his totals, eclipsed Testaverde for the second-most passing touchdowns in team history...Against Carolina, Dec. 2, completed 20-of-30 passes for 249 yards, with two touchdowns and zero interceptions, for a 114.4 rating, marking his third consecutive game with a passer rating over 100. With his totals against Carolina, he became Tampa Bay's franchise leader in touchdown passes, surpassing Josh Freeman, and he eclipsed Freeman for the second-most passing yards in team history...Threw two touchdowns vs. New Orleans, Dec. 9...At Dallas, Dec. 23, completed 34-of-48 passes (70.8 pct.) for 338 yards with one touchdown for a 97.2 rating...Completed 22-of-35 passes (62.9 pct.) for 345 yards with four touchdowns and one interception, for a 121.7 passer rating against Atlanta, Dec. 30. **2017** – Started all 13 games he played in, completing 282-of-442 passes (63.8 pct.) for 3,504 yards, 19 touchdowns and 11 interceptions, for a passer rating of 92.2...In a 29-7 win over Chicago, Sept. 17, completed 18-of-30 passes (60.0 pct.) for 204 yards, with one touchdown, for a rating of 91.5...Completed 28-for-40 passes (70.0) for 328 yards and two touchdowns at Minnesota, Sept. 24...In win against N.Y. Giants, Oct. 1, completed 22-of-38 passes for 332 yards and three touchdowns, for a passer rating of 113.0. Completed five-of-five passes for 54 yards and converted a first down with his legs on a seven-yard run to help set up a game-winning 34-yard field goal as time expired...Completed 26-of-46 passes for 334 yards with one touchdown for a rating of 86.7 vs. New England on Thursday Night, Nov. 5. 225 of his passing yards came in the fourth quarter, the second-most in any quarter in team history, trailing his own record of 238 set in 2015 (fourth quarter at St. Louis Rams, Dec. 17, 2015). Winston's 225 fourth quarter passing yards were the most by any quarterback since his own mark in 2015...At Arizona, Oct. 15, completed 5-of-10 passes for 61 yards before exiting (shoulder)...Completed 32-of-44 passes (72.7 pct.) for 384 yards and three touchdowns, for a 112.3 rating at Buffalo, Oct. 22...Against Carolina, Oct. 29, threw for 210 yards...At New Orleans, Nov. 5, went-7-of-13 for 67 yards in the first half, but did not play in the second half due to a shoulder injury. Winston's totals brought his career passing yards over 10,000, in just his 40th game. Only the eighth player in NFL history at the time to do so. Was the second youngest player to ever reach 10,000 passing yards, trailing Drew Bledsoe...Returned at Green Bay, Dec. 3 and completed 21-of-32 passes (65.6 pct.) for 270 yards, with two touchdowns, zero interceptions and a 112.8 passer rating...Against Detroit, Dec. 10, completed 26- of-38 passes (68.4 pct.) for 285 yards, with two touchdowns. Winston's totals had him pass Bledsoe for the ninth-most passing yards by a player through their first three seasons in NFL history...On Monday Night Football vs. Atlanta, Dec. 18, completed 27-of-35 passes (77.1 pct.) for 299 yards, with three touchdowns, zero interceptions and 130.5 rating. Winston's 77.1 completion percentage was the highest by a Buccaneers quarterback since 2013 (Mike Glennon. 87.0 vs. Atlanta, Nov. 17, 2013)...At Carolina, Dec. 24, Winston completed 21-of-27 passes (77.8 pct.) for 367 yards and a touchdown, for a 131.1 rating. Became the first quarterback to complete at least 75 percent of his passes in consecutive games since the 2010 season (Josh Freeman, 12/26/10 vs. Seattle, 1/2/11 at New Orleans)...In a Week 17 win vs. New Orleans, Dec. 31, threw for 363 yards, including a game-winning 39-yard TD to Godwin with under ten seconds left. Also rushed for 32 yards and a TD. With his Week 16-17 totals, became only player in franchise history to post consecutive games with at least 350 passing yards. Finished year with six games of 300 or more passing yards, at the time the most such games in a single season in franchise history. Winston's totals had him pass Cam Newton, Andy Dalton and Dan Marino for the third most passing yards by a player through their first three seasons in NFL history, trailing only Andrew Luck and Peyton Manning. **2016** – Tied for seventh in NFL with 28 touchdown passes and

## VETERANS

ranked 12th in passing yards (4,090)...Started all 16 games, completing 345-of-567 passes for 4,090 yards, with 28 touchdowns and 18 interceptions...In opener at Atlanta, Sept. 11, completed 23-of-32 passes (71.9 pct.) for 281 yards, with four TDs, an interception and a 125.1 rating. Earned NFC Offensive Player of the Week...Vs. L.A. Rams, Sept. 25, completed 36-of-58 attempts (62.1 pct.) for 405 yards and three TDs, with a 93.0 rating....Rushed for a seven-yard touchdown vs. Denver, Oct. 2, the seventh of his career, second-most by a quarterback in team history...At Carolina, Oct. 10, in his first career Monday Night Football game, completed 18-of-30 passes for 219 yards and one touchdown for a rating of 93.6. Recorded his first game-winning drive of the season, leading an 11-play, 66-yard drive that ended with a 38-yard game-winning field goal, giving Tampa Bay a 17-14 prime time victory...At San Francisco, Oct. 23, went 21-of-30 for 269 yards with three touchdowns and one interception, for a rating of 117.2...Threw two touchdown passes with no interceptions against Oakland, Oct. 30...On Thursday night vs. Atlanta, Nov. 3, completed 23-of-37 passes (62.2 pct.) for 261 yards three touchdowns and zero interceptions, for a 110.3 rating...Vs. Chicago, Nov. 13, completed 23-of-33 passes (69.7 pct.) for 312 yards, with two TDs, for a 107.1 rating. Winston's first TD pass vs. Chicago brought career total to 40. At 22 years, 312 days old, he became youngest player in NFL history to throw 40 TDs...Completed 24-of-39 passes (61.5 pct.) for 331 yards and a touchdown for a 97.3 rating in win at Kansas City, Nov. 20. Winston's consecutive games with 300 or more passing yards were the first time he had accomplished feat...Completed 21-of-28 passes (75.0 pct.) for 220 yards with two touchdowns and one interception with a 106.3 passer rating vs. Seattle, Nov. 27...Led team to fifth road victory of 2016 at San Diego, Dec. 4, completing 20-of-30 passes (66.7 pct.) for 280 yards with a touchdown and an interception, for a 93.8 rating. Credited with his fifth career game-winning drive in win over Chargers, helping lead team to 11 fourth-quarter points, overcoming a 21-17 deficit entering final period...Recorded 90+ rating in five straight games (Weeks 9-13)...In win vs. New Orleans, Dec. 11, completed 16-of-26 passes (61.5 pct.) for 184 yards...Threw for 247 yards and two touchdowns on Sunday Night Football at Dallas, Dec. 18...At New Orleans, Dec. 24, threw for 277 yards and two touchdowns...Led a game-winning drive vs. Carolina, 1/1/17, driving the team 74 yards, connecting with Mike Evans with 3:13 left in fourth quarter. Finished the game going 20-of-35 for 202 yards, one touchdown and an interception. **2015** – Started all 16 games, finishing with 84.2 rating, going 312-of-535 for 4,042 yards with 22 touchdowns and 15 interceptions. Also rushed 54 times for 213 yards and six touchdowns...Made NFL debut and finished the day against Tennessee, Sept. 13, completing 16-of-33 passes for 210 yards, two touchdowns and two interceptions...Connected with Austin-Seferian Jenkins on both touchdown passes, his first-career scoring toss being for five yards and the second for 41 yards...At New Orleans Sept. 20, finished the game going 14-of-21 for 207 yards and one touchdown, for a 114.6 rating – and rushed for a touchdown, the first of his pro career in the regular season, recording his first career victory...At Houston Sept. 27, finished going 17-of-36 for 261 yards for a touchdown and one interception...Against Carolina, Oct. 4, finished with then-career high in attempts (43), completions (26) and passing yards (287), while tying his then-career high in passing touchdowns (two)...Vs. Jacksonville, Oct. 11, completed 13 of 19 passes for 209 yards with a touchdown and no interceptions, earning a 122.5 rating, the fourth-highest single-game mark by a rookie in team history...At Washington, Oct. 25, finished the game going 21-of-29 for 297 yards and two touchdowns, including a 40-yard scoring pass to Evans on the third offensive play of the game. His passing yards tied for fourth-most ever by a Buccaneers rookie and his passer rating set the third-best mark by a rookie in team history...At Atlanta, Nov.



1, finished the day going 16-of-29 for 177 yards with one touchdown, as well as rushing three times for 24 yards and one touchdown, including a career-long 21-yard scramble in third quarter that set up his four-yard rushing touchdown three plays later. Led first career game-winning drive, beating the Falcons in overtime after leading the team on a 15-play, 68-yard drive that ended with a 31-yard field goal for the 23-20 lead, becoming only the third rookie quarterback in team history to lead the team to an overtime victory. With second career rushing touchdown at Atlanta Nov. 11, leads Buccaneers rookie quarterbacks for the most rushing touchdowns in franchise history...Against N.Y. Giants, Nov. 8, went 19-of-36 for 247 yards while throwing no interceptions and recording three rushes for 24 yards, including a 10-yard scramble into the end zone for his third rushing touchdown of the season...Vs. Dallas, Nov. 15, completed 22-of-39 passes for 264 yards with two interceptions, as well as recording three rushes for three yards, including a one-yard rushing touchdown in the fourth quarter to win the game. Game-winning drive marked his first career fourth-quarter comeback and the team's first that season...Ended the day at Philadelphia, Nov. 22, going 19-of-29 for 246 yards with five touchdowns and zero interceptions, including four touchdown passes in the first half, marking the most in a first half in team history and tied for the most in a first half in NFL that season. His five passing touchdowns are tied for the most in a single game by a rookie since the 1970 NFL merger and also tied the franchise single-game record...At Indianapolis, Nov. 29, finished going 20-of-36 for 245 yards with a touchdown and an interception, and established franchise record for passing yards by a rookie, with 2,650...Against Atlanta, Dec. 6, completed 18-of-27 passes for 227 yards with one touchdown and one interception, as well as recording five rushes, which included a five-yard rushing touchdown and a 20-yard rush to convert on third-and-19 on what would be the game-winning drive. Led the team on a 12-play, 80-yard drive to win the game against Atlanta, marking the third game-winning drive of his career and his second career fourth-quarter comeback drive. He is also one of only nine quarterbacks this season to direct at least three game-winning drives, and is the only rookie to do so, per data compiled by Pro Football Reference...Vs. New Orleans, Dec. 13, went 18-of-32 for 182 yards, one touchdown and zero interceptions...At St. Louis, Dec. 17, finished going 29-of-50 for 363 yards with two touchdowns – his 363 passing yards are the second-most by a rookie in team history. Led the team on a 98-yard touchdown drive at St. Louis, tied for the longest drive in team history. Threw for 238 yards in fourth quarter at St. Louis, the most in any quarter in franchise history and the most by a quarterback in the fourth quarter since 2012 Eli Manning (243 passing yards vs. Tampa Bay, Sept. 16, 2012). His fourth-quarter passing yardage is the most in any quarter since Aaron Rodgers in 2014 (242 yards, second quarter vs. Chicago)...Against Chicago, Dec. 27, went 15-of-29 for 295 yards and two touchdowns with one interception...In season finale at Carolina, 1/3/16, finishing 29-of-47 for 325 yards, while adding 14 rushing yards and one rushing touchdown - marking his second 300-yard game of the year and the third-most passing yardage in a single game by a Buccaneers rookie.

**COLLEGE** –In his two seasons at the helm in Tallahassee, Winston posted a 27-1 record as a starter, became only the second freshman to win the Heisman Trophy in 2013 and led the Seminoles to back-to-back 13-0 regular seasons as well as a victory over Auburn in the 2014 BCS National Championship where he was named the game's Offensive MVP. Finished college career with 7,964 passing yards, 65 touchdowns and a 163.3 rating. In 2014, started 13 games, completing 305-of-467 passes (65.3 pct.) for 3,907 yards 25 touchdowns and 18 interceptions...Rushed 57 times for 65 yards and three touchdowns...Helped lead Florida State to



their second-consecutive undefeated regular season and ACC Championship, while earning a berth in the first-ever College Football Playoff Semifinal at the Rose Bowl... Led ACC in passing yards (3,907), passing yards per game (300.5), attempts (467), completions (305) and completion percentage (65.3)...Set a Florida state record with 305 completions, while his 3,907 passing yards are the third-most in a single season in school history...Ranked sixth in NCAA in passing yards (3,907) and eighth in yards per game (300.5)...First-team All-ACC (league coaches and media)...A finalist for the Manning Award and a semifinalist for the Davey O'Brien, Maxwell and Walter Camp Player of the Year Awards...Led the NCAA with four game-winning fourth-quarter drives in 2014, including the biggest comeback in school history at Louisville, where he passed for a season-high 401 yards and threw three second-half touchdowns to overcome a 21-0 deficit...In 2013, started 14 games, completing 257-of-384 passes (66.9 pct.) for 4,057 yards with 40 touchdowns and 10 interceptions. Rushed 88 times for 219 yards and four touchdowns...Winner of the 2013 Heisman...At 19 years, 342 days old, was the youngest player to ever win the Heisman, and was only the second freshman to do so...Won the Davey O'Brien and Manning Awards, while placing as a finalist for the Maxwell Award...Named ACC Offensive Player of the Year, ACC Rookie of the Year and ACC Offensive Rookie of the year...The first freshman in the history of the conference to earn ACC Player of the Year...Set the ACC record, the Florida State record and the NCAA freshman record for touchdown passes (40), while breaking the NCAA freshman record for passing yards (4,057)...A first-team All-ACC selection and a consensus All-American...Led Florida State to a 14-0 record, an ACC Championship and the 2013 BCS National Championship...Named offensive MVP of the national championship game, throwing for 237 yards and two touchdowns, including leading a seven-play, 80-yard drive that culminated in a two-yard TD pass to give Florida State the lead with only 13 seconds remaining...Earned ACC Championship Game MVP...Helped lead an offense that set the NCAA record for total points (723 – 51.6 ppg.), while also establishing school and conference records for total yards (7,267)...Named All-ACC Academic...Redshirted in 2012...Graduated in 2022 with a bachelor's degree in social sciences and a minor in business.

**PERSONAL** – Top quarterback prospect in class of 2012, rated a five-star quarterback by Scout...No. 14 on the ESPNU 150 and No. 1 quarterback nationally, No. 5 player regionally and No. 1 player in Alabama...Named to the 2012 USA Football National Team (U19) for the 2012 International Bowl...*USA Today* 2011 All-USA first-team All-American, 2012 *Parade* All-American, ESPNHS first-team All-American and Under Armour All-American...Co-MVP of the Elite 11 national quarterback challenge...MVP in the Under Armour All-American Game...2011 Gatorade Alabama Football Player of the Year and Alabama Sports Writers Association's Class 5A quarterback of the Year as a senior in 2011...Four-year starter at Hueytown (Ala.) HS who totaled 6,871 passing yards and 67 touchdowns, with 25 interceptions, while adding 2,912 rushing yards and 35 TDs...As senior, completed 69 percent of his passes for 2,424 yards and 28 TDs, rushing for 1,065 yards and 15 TDs, leading Hueytown to a 13-1 record and the Class 5A state semifinals...Played baseball in high school and college and selected in the 15th round by the Texas Rangers in the 2012 MLB first-year player draft...Donates time to supporting worthy charitable causes in New Orleans, Tampa, Tallahassee, and Birmingham areas...Winston's Dream Forever Foundation has a mission to impact lives of financially disadvantaged children and youth through encouragement, opportunities and resources to develop and achieve their dreams...In 2022, visited with the George Washington Carver High School football team, discussing his three pillars, which are God, School (learning



Everyday) and Dream Forever, also hosting the youth at a training camp practice... In 2021, following the regional devastation of Hurricane Ida, donated \$50,000 to United Way of Southeast Louisiana, collaborated to raise funds for the World Central Kitchen to provide meals to those in need, as well as supplying bottled water, drinks, snack and construction supplies to local first responders. Collaborated with Cameron Jordan to donate \$1,000 per team touchdown (43 touchdowns) and \$1,000 per team sack (46 sacks) deserving local nonprofits involved in hurricane relief and rebuilding...In 2021 launched a "Dream Room" at Meadowlawn Middle School in St. Petersburg, Fla. With 3D printers, Lego walls, iPads and apps donated to expand creative learning opportunities...In 2020, Winston and his wife, Breion, returned to his hometown of Bessemer to distribute meals as part of a \$25,000 personal donation at local schools to help feed food insecure children...At the height of the COVID-19 pandemic, donated \$30,000 to help eight struggling small restaurants in the Tampa community, providing meals for over 1,000 families in need for a month...Partnered with WWE's Titus O'Neil to donate \$50,000 to provide supplies to families in need and Hillsborough (Fla.) County schools, as well as an additional \$50,000 to Metropolitan Ministries to provide meals to homebound families across the Tampa Bay area during the pandemic...In 2016, 2017 and 2019, hosted the Jameis Winston ProCamp in Tampa and Dream Forever Football Camp at Miles College (Fairfield, Al.) for hundreds of participants and in 2017, hosted the Elite Championship Camp for youth in grades 1-12 in Tallahassee...His Dream Forever camp was resumed at Hueytown High School in 2023, paired with a leadership symposium...The past two years, has partnered with the HBCU Legacy Bowl, played at Tulane's Yulman Stadium... Donated \$50,000 to the Miles athletic department, a historically black college and his mother's alma mater...Led the Buccaneers' efforts in the annual "Special Olympics Day", engaging with athletes through football drills and activities...Hosted the "Dream Big Day" graduation celebration for fifth graders at Tampa's Egypt Lake Elementary School in 2017...In 2021 and 2022, instructed at the Kenny Shaw RAW football camp in Orlando, hosted by his former college teammate...Participated in Buccaneers' 2015, 2016 and 2017 "Cut for a Cure", having his head shaved by pediatric cancer patients to raise funds and awareness for the National Pediatric Cancer Foundation... Visited Tampa's Lockhart Elementary in 2017 as they welcomed over 350 new students and teachers to spend the remainder of the year with them as they recovered from a fire. Spoke to students about overcoming adversity and encouraging them to rally around their new classmates...In 2016, visited victims of the Pulse nightclub shooting at a Central Florida medical facility...In 2016, participated in a surprise visit to the West Tampa Boys & Girls Club with O'Neil to share positive messages with the members and surprise kids with tickets to WWE Monday Night RAW...Served as the 2016 and 2017 celebrity starter for the "One Walk to Cure Diabetes" in Tampa to benefit the Juvenile Diabetes Research Foundation...In 2015, congratulated students at Pinellas Park (Fla.) Middle School for winning the Fuel Up To Play 60 "Defend Your Turf Challenge" through a special assembly and physical education. class...In 2015, participated in games, arts and crafts, and activities with children at Metropolitan Ministries Fall Festival...In 2015, served lunch to over 250 homeless people at Trinity Café in Tampa...In 2015, went bowling with Tampa-area rookie/first-year firefighters and paramedics...In 2015, traveled to Miami to visit Dwayne Mitchell, a high school student battling a rare heart disease, to spend time with Mitchell and show support for the Mitchell family...Served as a celebrity guest at the 2015 Dick Vitale Gala in Sarasota to raise funds and awareness for cancer research...In 2015, visited wounded warriors recovering from injury and illness at James A. Haley Veterans'



# VETERANS

Hospital in Tampa...Born in Bessemer, Ala., on January 6, 1994.



PLAYERS

## JAMEIS WINSTON

PASSING														
Year	Team	GP	GS	Att	Cmp	Pct	Yds	Yds/Att	TD	Int	Lg	Sk	Lst	Rating
2015	Tampa Bay	16	16	535	312	58.3	4,042	7.6	22	15	68	27	190	84.2
2016	Tampa Bay	16	16	567	345	60.8	4,090	7.2	28	18	45t	35	239	86.1
2017	Tampa Bay	13	13	442	282	63.8	3,504	7.9	19	11	70	33	207	92.2
2018	Tampa Bay	11	9	378	244	64.6	3,992	7.9	19	14	64	27	157	90.2
2019	Tampa Bay	16	16	626	380	60.7	5,109	8.2	33	30	71t	47	282	84.3
2020	New Orleans	3	0	11	7	63.6	75	6.8	0	0	19	2	11	83.5
2021	New Orleans	7	7	161	95	59.0	1,170	7.3	14	3	72t	11	69	102.8
2022	New Orleans	3	3	118	73	63.5	858	7.5	4	5	72t	11	74	79.5
<b>NFL Totals</b>		<b>86</b>	<b>80</b>	<b>2,835</b>	<b>1,738</b>	<b>61.3</b>	<b>21,840</b>	<b>7.7</b>	<b>139</b>	<b>96</b>	<b>72t</b>	<b>193</b>	<b>1,229</b>	<b>87.5</b>

RUSHING						
Year	Team	Att	Yds	Avg	Lg	TD
2015	Tampa Bay	54	213	3.9	21	6
2016	Tampa Bay	53	165	3.1	14	1
2017	Tampa Bay	33	135	4.1	17	1
2018	Tampa Bay	49	281	5.7	18	1
2019	Tampa Bay	59	250	4.2	26	1
2020	New Orleans	8	-6	-0.8	3	0
2021	New Orleans	32	166	5.2	20	1
2022	New Orleans	5	16	3.2	6	0
<b>NFL Totals</b>		<b>293</b>	<b>1,220</b>	<b>4.2</b>	<b>26</b>	<b>11</b>

**CAREER HIGHS:** Attempts — 58, vs. L.A. Rams (9/25/16); Completions — 36, vs. L.A. Rams (9/25/16); Completion Pct. — 80.0 (16-for-20), at Chicago (9/30/18); Passing Yards — 458, at Detroit (12/15/19); Long Pass — 72t, at Washington (10/10/21); Interceptions — 5, vs. Carolina (10/13/19); Passing TDs — 5 (2x), at Philadelphia (11/22/15) and vs. Green Bay (9/12/21); Passer Rating — 131.6, at Philadelphia (11/22/15); Rushes — 10, vs. Cleveland (10/21/18); Rushing Yards — 55, vs. Cleveland (10/21/18); Long Rush — 26, vs. Arizona (11/10/19); Rushing TDs — 1 (11x), last at Carolina (9/19/21).

POSTSEASON														
Year	Team	GP	GS	Att	Cmp	Pct	Yds	Yds/Att	TD	Int	Lg	Sk	Lst	Rating
2020	New Orleans	1	0	1	1	100.6	56	56.0	1	0	56t	0	0	158.3
<b>NFL Totals</b>		<b>1</b>	<b>0</b>	<b>1</b>	<b>1</b>	<b>100.0</b>	<b>56</b>	<b>56.0</b>	<b>1</b>	<b>0</b>	<b>56t</b>	<b>0</b>	<b>0</b>	<b>158.3</b>



# ZACH WOOD

# 49 LS

**HEIGHT: 6-3 • WEIGHT: 255**  
**COLLEGE: SOUTHERN METHODIST**  
**JOINED SAINTS: FA-17**  
**NFL EXPERIENCE: 7**  
**BORN: 1/10/93**

**NFL CAREER** – Wood was signed as a free agent by the Saints prior to the 2017 season opener after spending parts of 2016 and 2017 competing for snapping duties with the Dallas Cowboys. Wood snapped for all punts and placekicks in all 17 contests in 2022 and has provided consistency since his arrival.

**CAREER TRANSACTIONS** – Agreed to terms with New Orleans on a

## VETERANS

four-year contract, 3/18/20; Signed by New Orleans Saints, 9/9/17; Waived by Dallas Cowboys, 9/2/17; Signed a reserve/future contract with Dallas, 1/16/17; Waived by Dallas, 9/1/16; Signed by Dallas as an undrafted rookie free agent, 5/24/16.

**2022** – Snapped for punts and placements in all 17 games and recorded a career-high four special teams tackles. **2021** – Snapped for punts and placements in all 17 games. **2020** – Snapped for punts and placements in all 16 regular season games and two playoff contests. **2019** – Handled long snapping for all 16 regular season games and NFC Wild Card Playoff vs. Minnesota, 1/5/20. **2018** – Handled long snapping duties for all 16 regular season games and both postseason contests. 2017 – After spending the offseason and preseason with Dallas Cowboys, signed by New Orleans, Sept. 9 and handled snapping duties for all 16 regular season games and both playoff contests. **2016** – Went to training camp with Dallas.

**COLLEGE** –Started 33-of-43 games he played over four seasons at Southern Methodist, tallying 137 tackles, 22 tackles for loss, nine sacks, two forced fumbles and three blocked kicks at defensive end...Played in ten games, starting nine and recorded 39 tackles with ten tackles for loss, 3.5 sacks, two pass deflections and three blocked kicks in 2015...Appeared in all 12 contests in 2014 and led team with four sacks to go along with 40 tackles....Played and started all 12 games at defensive end in 2013 and tied for fifth on team with 49 tackles and six tackles for loss, adding a sack and two forced fumbles...Appeared in nine games in 2012, making nine tackles and registering a half sack...Graduated with a bachelor's degree in applied physiology.

**PERSONAL** – 2010 Class 4A All-State honorable mention selection at Rowlett (Texas) HS, totaling 115 tackles and 10 sacks as senior...Participated in 2018 Saints Hall of Fame Golf Tournament in Biloxi, Miss and the 2019 tournament in New Orleans.

## ZACH WOOD

Games Played/Started: New Orleans — (2017, 16/0); (2018, 16/0); (2019, 16/0); (2020, 16/0); (2021, 17/0); (2022, 17/0); NFL Totals: 98/0.

### POSTSEASON

Games Played/Started: New Orleans — (2017, 2/0); (2018, 2/0); (2019, 1/0); (2020, 2/0) NFL Totals: 7/0.



**ISAAC  
YIADOM**

**27  
CB**

HEIGHT: 6-1 • WEIGHT: 188  
COLLEGE: BOSTON COLLEGE  
JOINED SAINTS: FA-22  
NFL EXPERIENCE: 6  
BORN: 2/20/96

**NFL CAREER** – Yiadom (pronounced YEAH-dum) has played in 70 career games with 20 starts for the Denver Broncos (2018-19), New York Giants (2020), Green Bay Packers (2021), Houston Texans (2022) and Saints (2022), posting career



PLAYERS

totals of 107 tackles (76 solo), one split sack, one interception, 12 passes defended, one forced fumble and 17 special teams stops. After starting the 2022 season in Houston, the former Boston College standout made an impact on the Saints special teams units in the final six games, recording two tackles and will compete for snaps in both the secondary and on coverage units in 2023.

**CAREER TRANSACTIONS** – Re-signed by the Saints to a one-year contract, 3/23/23; Signed to the active roster from the Saints practice squad, 12/5/22; Elevated from the Saints practice squad (standard); 11/26/22; Signed to the New Orleans Saints practice squad, 11/17/22; Signed by the Texans, 9/1/22; Waived by the Texans, 8/30/22; Signed by the Houston Texans, 3/24/23; Waived by the Packers, 1/21/22; Activated by the Packers from Reserve/COVID/19, 11/13/21; Placed by the Packers on Reserve/COVID-19, 11/3/21; Traded to the Green Bay Packers from the Giants in exchange for CB Josh Jackson, 8/17/21; Traded to the New York Giants from the Broncos in exchange for a seventh round draft pick in 2021, 9/3/20; Signed by the Broncos to a four-year contract, 5/27/18; Selected by the Denver Broncos in the third round (99th overall) of the 2018 NFL Draft.

**2022** – Played in three contests for the Houston Texans and six games for the Saints, for whom he recorded two special teams tackles...In his Saints debut, recorded one stop, at San Francisco, Nov. 27...Posted one assisted stop at Tampa Bay, Dec. 5. **2021** – Played in 16 games with one start for Packers, recording seven tackles (six solo) and three special teams stops...In opener at Saints (played in Jacksonville due to Hurricane Ida), recorded a solo tackle...Vs. Pittsburgh, Oct. 3, logged a season-high three tackles (two solo) in addition to adding two special teams stops... Received only start of season at Chicago, Oct. 17, as part of an effort that surrendered only 137 net yards passing. **2020** – Appeared in 16 games with ten starts for the New York Giants after being acquired at conclusion of preseason and posted 45 tackles (28 solo), 0.5 sacks, one QB hit, five passes defended and one forced fumble while adding on two combined special teams tackles...At Chicago, Sept. 20, recorded a solo tackle and a special teams stop...Vs. San Francisco, Sept. 27, posted season-high eight tackles (four solo) with a pass defense...At LAR, Oct. 4, recorded first career forced fumble and added two tackles (one solo)...Vs. Tampa Bay, Nov. 2, matched season-high with eight tackles (four solo) and a pass defense...At Washington, Nov. 18, credited with first career half-sack and recorded six tackles (four solo) and one QB hit. **2019** – Played in 16 games with eight starts for Denver, recording totals of 38 tackles (28 solo), a stop for loss, four passes defended and five coverage stops...At Oakland, Sept. 9, totaled a season-high eight tackles (all solo)...Vs. LAC, Dec. 1, tallied seven tackles (five solo). **2018** – Appeared in 13 games with one start for the Denver Broncos, posting 17 tackles (14 solo), one interception, three passes defended and three special teams tackles...At Baltimore, Sept. 23, made NFL debut and recorded a season-high four tackles (three solo)...At San Francisco, Dec. 9, made first career NFL start and logged first career pass defended...Vs. LAC, notched first career interception and posted two solo tackles.

**COLLEGE** – Played four seasons at Boston College and appeared in 48 games with 28 starts and totaled 110 tackles (75 solo), three interceptions, one forced fumble and 24 passes defended...As senior in 2017, started all 13 games and finished with



## VETERANS

a career-high 53 tackles (36 solo), two interceptions and seven passes defended, as he was selected to participate in Senior Bowl. Presented with Jay McGillis Memorial Scholarship Award at the conclusion of 2017 spring practice...As junior, played in 13 games with eight starts and amassed 26 tackles (17 solo), an interception, a forced fumble and a career-best ten passes defended...Played in nine games with seven starts in 2015 and had 18 tackles (15 solo) and six passes defended...Appeared in all 13 games primarily on special teams in 2014, and tallied 13 tackles...Graduated with a degree in communications.

**PERSONAL** –Prepped at Doherty Memorial (Worcester, Mass.) HS...As a senior, member of the 2013 Division 4 State Championship Team, helping lead the Highlanders to their first Central Massachusetts title in more than three decades when the team won its state title at Gillette Stadium, when he recorded 107 tackles, two interceptions and a forced fumble, earning Massachusetts High School Football Coaches Association All-State Super 26 honors...Played in the 2023 Saints Hall of Fame Golf Tournament at Chateau Country Club...The son of Ghanaian immigrants...Younger brother, Paul, played linebacker at Central Connecticut State.



PLAYERS

## ISAAC YIADOM

Year	Team	GP	GS	TACKLES				Yds	INTERCEPTIONS					FUMBLES		
				Tot	Solo	Asst	Sk		No	Yds	Lg	TD	PD	FF	FR	Yds
2018	Denver	13	1	17	14	3	0.0	0.0	1	4	4	0	3	0	0	0
2019	Denver	16	8	38	28	10	0.0	0.0	0	0	0	0	4	0	0	0
2020	N.Y. Giants	16	10	45	28	17	0.5	7.5	0	0	0	0	5	1	0	0
2021	Green Bay	16	1	7	6	1	0.0	0.0	0	0	0	0	0	0	0	0
2022	Houston	3	0	0	0	0	0.0	0.0	0	0	0	0	0	0	0	0
2022	New Orleans	6	0	0	0	0	0.0	0.0	0	0	0	0	0	0	0	0
<b>NFL totals</b>		<b>70</b>	<b>20</b>	<b>107</b>	<b>76</b>	<b>31</b>	<b>0.5</b>	<b>7.5</b>	<b>1</b>	<b>4</b>	<b>4</b>	<b>0</b>	<b>12</b>	<b>1</b>	<b>0</b>	<b>0</b>

**ADDITIONAL STATISTICS:** Special Teams Tackles — (2018, 3); (2019, 5); (2020, 1); (2021, 3); (2022, 2) **Total: 14**

**CAREER HIGHS:** Tackles — 8 (3x), vs. Tampa Bay (11/2/20); Solo Tackles — 8, at Oakland (9/9/19); Sacks — 0.5, at Washington (11/8/20); Interceptions — 1, vs. Los Angeles Chargers (12/30/18); Passes Defended — 2, at Seattle (12/6/20); Forced Fumbles — 1, at Los Angeles Rams (10/4/20); Forced Fumbles — 1, at Los Angeles Rams (10/4/20); Special Teams Tackles — 2, vs. Pittsburgh (10/3/21).



**LANDON  
YOUNG**

**67  
T**

**HEIGHT: 6-7 • WEIGHT: 321**

**COLLEGE: KENTUCKY**

**JOINED SAINTS: D6-21**

**NFL EXPERIENCE: 3**

**BORN: 8/21/97**

**NFL CAREER** – Third-year lineman has the ability to play both tackle positions. A 2021 sixth round draft pick out of Kentucky, Young has appeared in 26 games with three starts in his two seasons with the Black and Gold. He looks to continue to

# VETERANS

refine his skills and provide valuable depth to the Saints offensive line heading into 2023.

**CAREER TRANSACTIONS** – Activated from Reserve/COVID-19, 1/3/22; Placed on Reserve/COVID-19, 12/27/21; Placed on Injured Reserve, 11/23/21; Signed to a four-year contract, 6/8/21; Selected by Saints in the sixth round (206th overall) of the 2021 NFL Draft.

**2022** – Appeared in 16 games with two starts, one at each tackle position...Vs. Baltimore, Nov. 7, appeared at T in the jumbo package and saw action on special teams...Vs. L.A. Rams, Nov. 20, made his first start of 2022 season at LT...Vs. Carolina, 1/8/23, Started at RT for first time in NFL career. **2021** – Appeared in ten games with one start before being placed on Injured Reserve with foot injury... Vs. Green Bay, Sept. 12, made NFL regular season debut on special teams...At Washington Football Team, Oct. 10, played on special teams and made his debut on offense in the jumbo package...At Philadelphia, Nov. 21, made first career NFL start at LT, playing through, what would be a season-ending foot injury...Placed on Injured Reserve, Nov. 23.

**COLLEGE** – Appeared in 49 career games, with 26 starts, 24 in a row at LT... As a senior and team captain, selected by coaches as a first-team All-SEC selection with second-team honors from the AP. Started 11 games at left tackle and graded at 89 percent, not missing an assignment and leading the line with 56 knockdown blocks...After missing his entire junior season in 2018 due to injury, returned to start all 13 games at left tackle and was named third-team All-SEC by Athlon, totaling 64 knockdown blocks with only one missed assignment...Redshirted his junior year after missing entire season with a knee injury suffered in training camp...As a sophomore, played in all 13 games with six starting assignments at left tackle...As a true freshman, finished with 27 knockdown blocks, playing in 12 games.

**PERSONAL** – Prepped at Lafayette (Lexington, Ky.) HS...A five-star recruit by Rivals and 247Sports...No. 1 prospect in Kentucky and also the nation's 12th overall prospect by 247sports...Named top offensive lineman in the U.S. Army All-American Game for the West squad...Helped Lafayette average 36.7 points per game and advance to Class 6A state title game...Two-time first-team All-State (Louisville *Courier-Journal*, AP)...2015 Herald-Leader "Class of Commonwealth"...Six-year letterwinner in wrestling and four-year letterwinner in track and field in the shot put and discus...Won 2016 KHSAA state wrestling title, finished his senior year with a 19-0 record...Ranked as state's top wrestler at 285 after finishing fourth in the state as a junior...Three-time Class 3-A track and field champion in discus...2015 state shot put title and finished second in 2016...Named the 2014 Gatorade Kentucky Boys Track and Field Athlete of the Year...2013 USATF National Junior Olympics Track and Field Championships runner-up in both the shot put and discus...Member of National Honor Society...Born on Aug. 21, 1997 in Grayson County, Kentucky.

## LONDON YOUNG

Games Played/Started: New Orleans — (2021, 10/1); (2022, 16/2) NFL Totals: 26/3.



## JABARI ZUNIGA

# 91 DE

HEIGHT: 6-3 • WEIGHT: 264

COLLEGE: FLORIDA

JOINED SAINTS: FA-22

NFL EXPERIENCE: 2

BORN: 8/14/97

**NFL CAREER** – Joining the New Orleans practice squad in Week Seven of the 2022 season, Zuniga appeared in one contest for Saints and recorded two tackles in a winning effort. A third round draft pick (79th overall) of the New York Jets in 2020, Zuniga has appeared in 12 career games and has recorded ten tackles (six solo), one sack and one forced fumble. He will take advantage of an offseason in the team’s strength and conditioning program and full training camp to compete for a roster spot along the club’s defensive line in 2023.

**CAREER TRANSACTIONS** – Signed by the Saints to a reserve/future contract, 1/9/23; Elevated by Saints to active roster (standard), 11/19/22; Signed by the Saints to the practice squad, 10/18/22; Seahawks practice squad contract terminated, 10/12/22; Signed to the Seahawks practice squad, 9/2/22; Waived by the Jets, 8/30/22; Signed to the active roster by the Jets after activation from Practice Squad/Reserve/COVID-19, 1/5/22; Placed by the Jets on Practice Squad/Reserve/COVID-19, 12/25/21; Elevated by the Jets to the active roster (COVID-19 replacement), 11/27/21; Elevated by the Jets to the active roster (standard), 11/4/21; Elevated by the Jets to the active roster (standard), 10/30/21; Signed to the Jets practice squad, 9/2/21; Waived by the Jets, 9/1/21; Activated from Injured Reserve by Jets 10/28/21; Placed by the Jets on Injured Reserve, 9/7/20; Signed by the Jets to a four-year contract, 7/20/20; Selected by the Jets in the third round (79th overall) of the 2020 NFL Draft.

**2022** – After spending the preseason with the Jets, joining the Seattle Seahawks practice squad for a month and being signed to the New Orleans Saints practice squad in mid-October, appeared in a victory vs. LAR, Nov. 20 and recorded two solo tackles. **2021** – In between stints on Jets practice squad, appeared in three games and recorded three tackles, his first career sack and one forced fumble, with three quarterback pressures, one in each game. **2020** – Limited to eight games after spending the first seven weeks on Injured Reserve for the Jets...Registered five tackles.

**COLLEGE** – In four seasons at the University of Florida, the last two under the guidance of current Saints Defensive Line Coach Todd Grantham, he posted 118 tackles, 34.5 stops for loss, 18.5 sacks and one blocked extra point attempt in 42 career appearances. In 2019, he played in six contests with five starts before suffering a high ankle sprain and recorded 14 stops, seven stops for loss and three sacks...As a redshirt freshman, racked up five sacks and 8.5 stops for loss.

# VETERANS

**PERSONAL** – Played basketball until his junior year at Sprayberry (Marietta, Ga.) HS, before getting noticed by SEC schools as a senior in football, where he helped the team improve to 6-4 after going 2-8 the year before...Father, Carlos, is a New Orleans native, who is in the Holy Cross High School Athletic Hall of Fame for his basketball accomplishments in basketball, followed by playing at Tulane from 1976-79.

## JABARI ZUNIGA

Year	Team	GP	GS	Tot	TACKLES			Yds	INTERCEPTIONS					FUMBLES			
					Solo	Asst	Sk		No	Yds	Lg	TD	PD	FF	FR	Yds	
2020	New Orleans	8	0	5	3	2	0.0	0.0	0	0	0	0	0	0	0	0	0
2021	New Orleans	3	0	3	1	2	1.0	8.0	0	0	0	0	0	1	0	0	0
2022	New Orleans	1	0	2	2	0	0.0	0.0	0	0	0	0	0	0	0	0	0
<b>NFL Totals</b>		<b>12</b>	<b>0</b>	<b>10</b>	<b>6</b>	<b>4</b>	<b>1.0</b>	<b>8.0</b>	<b>0</b>	<b>0</b>	<b>0</b>	<b>0</b>	<b>0</b>	<b>1</b>	<b>0</b>	<b>0</b>	<b>0</b>

**CAREER HIGHS:** Tackles — 3, at Cincinnati (10/31/21); Solo tackles — 2, vs. Los Angeles Rams (11/20/22); Sacks — 1, vs. Cincinnati (10/31/21); Interceptions — 0; Passes Defensed — 0; Forced Fumbles — 1, vs. Cincinnati (10/31/21); Fumble Recoveries — 0.



# SAINTS

## DRAFT CHOICES



PLAYERS



**BRYAN  
BRESEE**

**90  
DT**

HEIGHT: 6-2 • WEIGHT: 305

COLLEGE: CELMSON

JOINED SAINTS: 1ST ROUND (29<sup>TH</sup> OVERALL)

BORN: 10/6/01

**COLLEGE CAREER** – The fourth defensive tackle selected in the 2023 NFL Draft, Bryan Bresee played in 26 games with 21 starts at Clemson, producing 54 tackles (35 solo), 15 tackles for loss, nine sacks, one forced fumble, one interception and five passes defended during his collegiate career. A three-time All-Atlantic Coast Conference selection, Bresee fought through injuries and personal tragedy in 2022 to manage 16 tackles, 5.5 stops for loss, 3.5 sacks and two passes defended for the ACC champions. The Maryland native's athleticism and ability to rush the passer from the inside as well as stop the run will put him in competition for a starting spot on the interior of New Orleans' defensive line.

**CAREER TRANSACTIONS** – Signed to a four-year contract, 5/16/23; Selected by the Saints in the first round (29th overall) of the 2023 NFL Draft.

**2022** – Lott IMPACT Trophy quarterfinalist and second-team All-ACC selection was credited with 16 tackles (5.5 for loss), 3.5 sacks and two pass breakups in 329 snaps from scrimmage over 10 games (seven starts)...Recorded five tackles (2.0 for loss) and a half-sack at Georgia Tech...Recorded two tackles in "Ella Strong" game vs. Furman, a game dedicated to his late younger sister Ella, who was in the midst of her poignant battle with brain cancer...Posted one tackle and a critical double-over-time pass breakup at No. 21 Wake Forest...Had a key sack on a third down in the fourth quarter vs. No. 14 Syracuse to help Clemson protect a late lead in a comeback victory...Recorded two tackles (1.5 for loss), a sack and a pass breakup vs. Louisville...Registered a sack among his two tackles in FedEx Orange Bowl vs. No. 6 Tennessee. **2021** – Third-team All-ACC selection despite being limited to four games due to torn ACL injury...Credited with 15 total tackles (including three stops for loss), 1.5 sacks and one interception over 154 snaps in four games/starts...Contributed a career-high seven tackles (one stop for loss) vs. No. 5 Georgia...Recorded two tackles for loss, a career-high 1.5 sacks and his first career interception in sharing team Defensive Player of the Game honors vs. Georgia Tech, sealing game by hauling in a desperation forward lateral attempt on Yellow Jackets' final play...Made two tackles at N.C. State prior to exiting with season-ending knee injury. **2020** – Credited with 23 tackles (6.5 stops for a loss), four sacks, two passes defended, one forced fumble and a safety in 432 snaps over 12 games (ten starts) as a true freshman. Recorded two offensive snaps on Clemson's goal line jumbo package. Along with fellow true



# PLAYERS

freshmen Myles Murphy, also a first round draft pick in 2023 and Trenton Simpson, their four sacks each tied William Perry (4.0, 1981), Ricky Sapp (4.0, 2006) and Shaq Lawson (4.0, 2013) for third-most sacks by a Clemson true freshman all-time. Four sacks were the most by a true freshman interior lineman in 2020, Clemson's second straight season having the Football Bowl Subdivision leader among first-year defensive tackles...Selected freshman All-American (The Athletic, ESPN and Rivals), ACC Defensive Rookie of the Year and a consensus first-team All-ACC honoree...Made impressive college debut at Wake Forest, posting three tackles and a half-sack in addition to recording the Tigers' first blocked field goal since second week of 2018... He and Murphy became the first Clemson first-year freshmen to record a sack in a season opener since 2016...Posted two tackles and one pass defended in his first career start vs. The Citadel...Recorded four tackles (two solo) with his first full sack and one pass breakup vs. Virginia...Helped Clemson limit No. 7 Miami to 210 yards... Recorded two stops including a half-sack, when he forced a fumble that was recovered by Andrew Booth Jr. and returned 21 yards for a TD vs. Syracuse...Recorded three tackles vs. Boston College, including a game-clinching sack when he forced intentional grounding in end zone for a safety to earn team Defensive Player of the Game...Registered five tackles, including one stop for loss at No. 4 Notre Dame... Made three tackles in the ACC Championship Game vs. No. 2 Notre Dame...Posted six tackles (2.5 for loss) including one sack vs. No. 3 Ohio State in the Sugar Bowl/ College Football Playoff semifinal.

**PERSONAL** - Played for Eric Wallich at Damascus (Md.) HS, where he concluded career with 134 tackles, including 80.5 for loss, with 35 sacks. Had 47 tackles in 2019, including 30.5 tackles for loss with 14 sacks while also adding two forced fumbles, a fumble recovery and a pass breakup, when he helped team to 13-2 record and state championship as a senior. Named first-team postseason All-American by *Sports Illustrated*...Two-time first-team *USA Today* All-American and first-team *Washington Post* All-Met defensive lineman as junior and senior...2018 Maryland Defensive Player of the Year...First-team MaxPreps Junior All-American defensive lineman in 2018...2018 Montgomery County 3A Most Valuable Player and Gatorade Player of the Year in Maryland...Had 36 tackles for loss, including 12 sacks as a junior, earning first-team MaxPreps Sophomore All-America status in 2017...Listed as the No. 1 overall player in the nation by 247Sports, which also called him the top defensive tackle in the nation and the top player in Maryland...Ranked as the top overall player in the nation by Rivals.com, the top defensive tackle and the top player in Maryland... Ranked as the No. 2 player in the nation by PrepStar, the top defensive tackle in the nation and the top player in Maryland...Rated as the No. 4 overall player in the nation by ESPN.com, which listed him as the No. 1 defensive tackle in the nation and top player in Maryland...Played basketball as a junior and averaged 13.7 points and 11.9 rebounds...Selected to U.S. Army All-American Bowl...In high school, was active in spending free time with special education students...Father, Rich, played football at James Madison and mother, Meghan, was a junior college All-American basketball player at Frederick (Md.) Community College, which won the 1992 Maryland Junior College title, later playing at Shippensburg...Older sister Kendall, played basketball at George Washington University and Mount St. Mary's University...Sociology major... Last name pronounced bruh-Zee...Born October 6, 2001.



# BRYAN BRESEE

Year	School	GP	GS	TACKLES					INTERCEPTIONS					FUMBLES		
				Tot	Solo	Asst	Sk	Yds	No	Yds	Lg	TD	PD	FF	FR	Yds
2020	Clemson	12	10	23	13	10	4.0	27.0	0	0	0	0	2	1	0	0
2021	Clemson	4	4	15	9	6	1.5	16.0	1	0	0	0	1	0	0	0
2021	Clemson	10	7	16	13	3	3.5	23.0	0	0	0	0	2	0	0	0
<b>College Totals</b>		<b>26</b>	<b>21</b>	<b>54</b>	<b>35</b>	<b>19</b>	<b>9.0</b>	<b>66.0</b>	<b>1</b>	<b>0</b>	<b>0</b>	<b>0</b>	<b>5</b>	<b>1</b>	<b>0</b>	<b>0</b>

**CAREER HIGHS:** Tackles – 9, vs. Georgia (9/4/21); Sacks – 1.5, vs. Georgia Tech (9/8/21); Interceptions – 1, vs. Georgia Tech (9/8/21); Passes Defensed – 1 (5x), last vs. Louisville (11/12/22); Forced Fumbles – 1, vs. Syracuse (10/24/20).



# ISAIAH FOSKEY

# 55 DE

HEIGHT: 6-5 • WEIGHT: 270

COLLEGE: NOTRE DAME

JOINED SAINTS: 2<sup>ND</sup> ROUND (40<sup>TH</sup> OVERALL)

BORN: 10/30/00

**COLLEGE CAREER**– With their second round selection of the 2023 NFL Draft, the New Orleans Saints addressed the defensive line with a productive defender with the 40th overall selection. While with the Saints, the team will look to use his talent, size, strength and speed to the advantage of the defensive line rotation as he adapts to the pro game. During his four collegiate seasons at Notre Dame, where he is the school's all-time sack leader with 26.5 sacks, Foskey finished with career totals of 122 tackles (74 solo), 31.5 stops for loss, seven forced fumbles, three fumble recoveries, two passes defensed and four blocked punts in 41 games with 27 starts.

**CAREER TRANSACTIONS** – Selected by the Saints in the second round (40th overall) of the 2023 NFL Draft.

**2022** - A Walter Camp and AFCA first-team All-American and *Associated Press*, FWAAs and CBS Sports/247 Sports second-team All American...In all 12 games he appeared in and started, recorded 45 tackles (23 solo) and led the team with 11 sacks for the second straight season, adding 14 tackles for loss, a forced fumble and a fumble recovery...Had four tackles, two stops for loss and 1.5 sacks vs. California, Sept. 17...Finished with five tackles, a stop for loss and a split sack at North Carolina, Sept. 24...Posted five tackles, three stops for loss, a career-high three sacks and blocked two punts to set up a touchdown and a field goal vs. UNLV, Oct. 22...Had four tackles, 2.5 stops for loss and 1.5 sacks at Syracuse, Oct. 29...Finished with four tackles, one stop for loss and one sack vs. Clemson, Nov. 5...Posted a solo tackle/stop for loss/sack and a fumble recovery vs. Boston College, Nov. 19...Finished with five tackles, 2.5 stops for loss, 1.5 sacks and a forced fumble at Southern California, Nov. 26. **2021** – Played and started all 13 games...Named as a Phil Steele third-team All-American and first-team All-Independent as he led the team with a 11 sacks, tied for third in school history, and added 52 tackles, 12.5 tackles for loss, six of the

# DRAFT CHOICES



## PLAYERS

team's 13 forced fumbles and two fumble recoveries. Tied for the national lead in forced fumbles...Had a monster night in first career start at Florida State, Sept. 5, with a college career-high eight tackles, two stops for loss and two sacks and one forced fumble...In a victory over Toledo, Sept. 11, had three tackles, one stop for loss and a sack...Had dominant game vs. Purdue, Sept. 18, with four tackles (two solo), a stop for loss/sack and a pass defense...Came up with first career fumble recovery in win paired with three solo tackles against Wisconsin, Sept. 25...Had six tackles, 1.5 stops for loss and a sack in 32-29 win over Virginia Tech, Oct. 9...Had five tackles and two stops for loss/sacks vs. USC, Oct. 24...Made seven tackles and one tackle for loss/sack vs. North Carolina, Oct. 30...Finished with three solo tackles, one tackle for loss/sack and a career-high two forced fumbles in 55-0 blowout victory over Georgia Tech, Nov. 20. **2020** – Played in all 12 games for the Irish, collecting 20 tackles (12 solo, 5.0 stops for loss) and 4.5 sacks for the second-highest total on the Irish defense...Tallied five QB hurries and a pass breakup...Against Duke, Sept. 12, Posted two tackles, 1.5 stops for loss, one sack and one pass defense...Vs. South Florida, Sept. 19, registered two solo tackles, a sack and two QB hurries...In 45-3 win over Pittsburgh, Oct. 24, posted two tackles and a split sack and blocked his second career punt with 0:11 remaining in the first half, returning it for a touchdown for his first career score...Against Georgia Tech, Oct. 31, marked one sack and a tackle in the 31-13 win...In 31-17 win over North Carolina, Nov. 27, posted four tackles and one sack. **2019** – Played in four games as a freshman and made five tackles with a QB hurry and a blocked punt...Blocked a punt in the second quarter of the regular-season finale against Stanford, Nov. 30, adding a pair of tackles including his first career solo stop.

**PERSONAL** – Prepped at De La Salle (Concord, Calif.) HS, where he helped them to the 2018 North Coast Section Open Division championship...Awarded first-team All Bay Area News Group and East Bay Athletic League as a senior...Had the opportunity to work out with NFL All-Pro defensive lineman Aaron Donald during an offseason family trip to Los Angeles...Father, Terry, served in the U.S. Navy...Graduated in December with a degree in marketing.

## ISAIAH FOSKEY

Year	School	TACKLES						INTERCEPTIONS				FUMBLES				
		GP	GS	Tot	Solo	Asst	Sk	Yds	No	Yds	Lg	TD	PD	FF	FR	Yds
2019	Notre Dame	4	0	5	1	4	0.0	0.0	0	0	0	0	0	0	0	0
2020	Notre Dame	12	0	20	12	8	4.5	33.0	0	0	0	0	1	0	0	
2021	Notre Dame	13	13	52	38	14	11.0	127.0	0	0	0	0	1	6	2	
2022	Notre Dame	12	12	45	23	22	11.0	80.0	0	0	0	0	0	1	1	
<b>College Totals</b>		<b>41</b>	<b>27</b>	<b>122</b>	<b>74</b>	<b>48</b>	<b>26.5</b>	<b>240.0</b>	<b>0</b>	<b>0</b>	<b>0</b>	<b>0</b>	<b>2</b>	<b>7</b>	<b>3</b>	

**ADDITIONAL STATISTICS: Blocked Punts** - (2019, 1); (2020, 1); (2022, 2) **Total: 4**

**CAREER HIGHS: Tackles** – 8, at Florida St. (9/5/21); **Sacks** – 3, vs. UNLV (10/22/22); **Passes Defensed** – 1 (2x), last at Purdue (9/18/21); **Forced Fumbles** – 2 (2x), last vs. Georgia Tech (11/20/21); **Fumble Recoveries** – 1 (3x), last vs. Boston College (11/19/22); **Blocked Punts** – 2, vs. UNLV (10/22/22).



## DRAFT CHOICES



PLAYERS



**KENDRE  
MILLER**

**25  
RB**

HEIGHT: 6-0 • WEIGHT: 220

COLLEGE: TCU

JOINED SAINTS: 3<sup>RD</sup> ROUND (71<sup>ST</sup> OVERALL)

BORN: 6/11/02

**COLLEGE CAREER** – When Miller remained available early in the third round of the draft, the Saints moved quickly to select the TCU product. The Mount Enterprise, Texas native arrives in New Orleans following an accomplished career with the Horned Frogs where he was a three-year letterman and posted 2,410 rushing yards and 26 touchdowns, ninth in TCU history, in only 33 games with 17 starts. His 6.7 yards per carry average ranked first nationally among active Power 5 players at the end of the 2022 season. Dating back to the end of the 2021 season and before it was snapped in the College Football Playoff Semifinal early due to a knee injury, the 14 consecutive games with a rushing touchdown was the longest active streak in the nation.

**CAREER TRANSACTIONS** – Signed to a four-year contract, 5/12/23; Selected in the third round (71st overall) in the 2023 NFL Draft.

**2022** –Named a consensus first-team All-Big 12 selection after starting all 14 games he played in and leading the Horned Frogs with 242 carries for 1,399 yards (6.2 avg.) and 17 touchdowns...Also hauled in 16 passes for 116 yards...The 1,399 yards were the most by a Horned Frog since LaDainian Tomlinson led the nation with 2,158 in 2000...Had a streak of five straight 100-yard games...Topped 100 yards in seven of his last 12 games...Had a rushing touchdown in the opening 13 games, the longest streak by a Horned Frog to begin a campaign, the previous mark being Tomlinson scoring in all 12 contests in 2000...Ran for season-best 158 yards and a TD on 21 carries in 34-24 win over Texas Tech...75-yard TD run, tied for second-longest of his career, was part of 138 yards in the 17-10 win at Texas. **2021** – Placed second on TCU with 623 yards rushing while topping the team with seven touchdowns in ten games with three starts...His 7.5 yards per carry average placed fourth for a season at TCU, giving him two of the top-six marks in program history in his first two seasons...Ran for a career-high 185 yards and three TDs on 12 carries in 52-31 win at Texas Tech. Had scoring runs of 33, 75 and 45 yards to become the only player in the nation in 2021 with three touchdowns of at least 33 yards in same game. 75-yard carry was the second-longest of his career...Rushed for 102 yards at Kansas State while tying a career-high with four receptions...Also ran for 112 yards on 12 attempts, including a 56-yard touchdown, in the 31-28 victory over Kansas, his third 100-yard game of season and fourth of his career...His first career receiving touchdown went for 53 yards at Oklahoma. His career-high four receptions against the Sooners nearly equaled his career total of five entering the game. **2020** – His 7.2 yards per carry

## DRAFT CHOICES

average ranked fifth for a season in TCU's storied record books...Placed fourth on the team with 388 yards rushing in nine games...Closed the season with his first career 100-yard game as he ran for 136 yards and two touchdowns on just five carries in the 52-10 win over Louisiana Tech. Scored on runs of 38 and 89 yards for his first career touchdowns. The 89-yard score tied for the second-longest run all-time at TCU and was the eighth-longest play in program history...His previous-best game was 67 yards on 10 carries in the 33-31 victory at No. 9 Texas.

**PERSONAL** - Was a three-star recruit by 247Sports coming out of Mount Enterprise (Texas) HS...Rated as the No. 122 athlete in the nation...Rushed for 2,508 yards and 34 TDs while playing quarterback his senior year...Named the District 10-2A-II Overall Most Valuable Player as a senior...Selected as the Texas Sports Writers Association third-team all-state utility player junior year and first-team All-District.

### KENDRE MILLER

Year	School	GP	GS	RUSHING					RECEIVING				
				Att	Yds	Avg	Lg	TD	No	Yds	Avg	Lg	TD
2020	TCU	9	0	54	388	7.2	89t	2	1	-4	-4.0	-4	0
2021	TCU	10	3	83	623	7.5	75t	7	12	117	9.8	53	1
2022	TCU	14	14	224	1,399	6.2	75t	17	16	116	7.3	21	0
<b>College Totals</b>		<b>33</b>	<b>17</b>	<b>361</b>	<b>2,410</b>	<b>6.7</b>	<b>89t</b>	<b>26</b>	<b>29</b>	<b>229</b>	<b>7.9</b>	<b>53</b>	<b>1</b>

**CAREER HIGHS:** **Rushes** – 29, vs. Kansas State (10/22/22); **Rushing Yards** – 185, at Texas Tech (10/9/21); **Long Rush** – 89t, vs. Louisiana Tech (12/12/20); **Rushing TDs** – 3, at Texas Tech (10/9/21); **Receptions** – 4 (2x), last at Kansas State (10/30/21); **Receiving Yards** – 56, at Oklahoma (10/16/21); **Long Reception** – 53, at Oklahoma (10/16/21); **Receiving TDs** – 1, at Oklahoma (10/16/21); **Total Yards From Scrimmage** – 185, at Texas Tech (10/9/21).



**NICK  
SALDIVERI**

**64  
OL**

HEIGHT: 6-6 • WEIGHT: 316

COLLEGE: OLD DOMINION

JOINED SAINTS: 4<sup>TH</sup> ROUND (103<sup>RD</sup> OVERALL)

BORN: 8/14/00

**COLLEGE CAREER** – The Saints selected Nick Saldiveri with the 103rd overall pick in the fourth round of the 2023 NFL Draft. The 6-foot-6, 316-pound offensive lineman was featured prodominantly at right tackle during his collegiate career, but has the ability to play multiple positions on the line. A native of Monroe, N.C., Saldiveri started 35-of-38 games over his college career. He started all 11 games in 2022, 10 at right tackle and one at right guard, earning second-team All-Sun Belt honors.

**2022** – Started 11 games on the offensive line, one at right guard and 10 at right tackle, earning second-team All-Sun Belt honors...Helped pave the way for Blake Watson to set the ODU single-game rushing record with 259 yards and three TDs

## DRAFT CHOICES

at Coastal Carolina. **2021** – Started all 13 games at right tackle, earning Third-team All-Conference USA honors...Also saw action at right guard...Became the first offensive lineman in ODU history to score a touchdown when he recovered a fumble in the bowl-eligibility clinching win over Charlotte...Helped lead the way for Watson to become the second player in ODU history to rush for 1,000 yards in a season...ODU ranked fifth in C-USA with 158.3 rush yards per game...Helped ODU set single-game record for rushing yards (358) in the win over Hampton. **2020** – Season canceled due to COVID-19 pandemic. **2019** – Started 11 games at right tackle as a redshirt freshman, missing one due to injury...One of two ODU freshman to start on the offensive line. **2018** – Redshirted...Appeared in three games against Middle Tennessee, VMI and Rice.

**PERSONAL** – Graduated with a degree in sport management, being named to the National Football Foundation's Hampshire Society...Saldiveri became the first player from Parkwood (Monroe, N.C.) HS to be selected in the NFL Draft...Earned first-team All-Southern Carolina's Conference...Also on the track and field team throwing the shot put and discus.

### NICK SALDIVERI

Games Played/Started: Old Dominion – (2018, 3/0); (2019, 11/11); (2021-13/13); (2022 11/11)  
College Totals: 38/35.



### JAKE HAENER

14  
QB

HEIGHT: 6-1 • WEIGHT: 200  
COLLEGE: FRESNO STATE  
JOINED SAINTS: 4<sup>TH</sup> ROUND (127<sup>TH</sup> OVERALL)  
BORN: 3/10/99

**COLLEGE CAREER** – With their fourth round draft pick, the Saints selected Jake Haener out of Fresno State, who leaves the school as the all-time leader in completion percentage (68.1). In three seasons in Fresno, Haener started 29 games and completed 731-of-1,072 attempts for 9,013 yards, 67 touchdowns and only 15 interceptions, while rushing for eight more TDs. The two-time All-Mountain West selection, Haener won 21 of his 29 starts and ranks in the top five for every major passing statistic in school history.

**CAREER TRANSACTIONS** – Signed to a four-year contract, 5/16/23; Selected in the fourth round (127th overall) in the 2023 NFL Draft.

**2022** – Started all 10 games played...Suffered ankle injury in game three at USC,



PLAYERS

## DRAFT CHOICES

and was sidelined for four weeks...Completed 252-of-350 passes (72.0 pct.) for 2,896 yards, 20 touchdowns with only three interceptions...Had a season-high 394 yards passing in return from injury against San Diego State, Oct. 29...Had three of the program's top four single game completion percentages - No. 2 (85.7 vs. Cal Poly), No. 3 (82.8 vs Hawaii), and No. 4 (82.4 at UNLV)...Had a season-high four passing touchdowns against Hawaii, Nov. 5...Had at least one passing touchdown in each game, extending his streak to a Mountain West record 29-game streak...Set the program record for best completion percentage in a single season, completing 72.0% of his passes this year. Had six 300-yard passing games on the year, a mark that is the fourth-most in a season in program history. Had a 158.6 passing efficiency, second-highest in a season in program history. Among all MWC passers in 2022, Haener ranked No. 1 in passing yards per game, No. 2 in passing yards, pass completions and passing touchdowns, and No. 3 in pass attempts. Selected as a permanent team captain by his peers. Named the Manning Award Star of the Week, Oct. 31. MWC Offensive Player of the Week two times following his return from injury. Named the Mountain West Championship Game Offensive MVP...Accepted an invitation to the 2023 Reese's Senior Bowl, becoming the first Fresno State quarterback to play in the all-star game since Saints teammate Derek Carr in 2014. Named Senior Bowl Most Valuable Player...Received an invitation to NFL Scouting Combine, the first time a Bulldog signal-caller received an invite since Carr. **2021** – Season team captain started all 13 games, completing 329-of-490 passes (67.1%) for 4,096 yards and 33 TDs with only nine interceptions...Ranked No. 8 in FBS in passing yards per game (315.1)...Was No. 9 in the FBS in passing yards (4,096) and completions per game (25.3)...Ranked No. 11 among FBS players in total offense per game (316.5 yds./game) and passing touchdowns (33)...Ranked No. 14 in the FBS in points responsible for (218) and No. 15 in points responsible for per game (16.8)...No. 18 in completion percentage among FBS players (67.1)...No. 24 in FBS in passing efficiency (155.91)...No. 34 in yards per attempt (8.4) and 54 in yards per completion (12.5)...Ranked second in the Mountain West in total offense, total offensive plays, total offensive yards, total touchdowns, passing yards, passing yards per game, pass attempts, and completions...No. 3 in the MWC in passing touchdowns...His passing yards in 2021 marked just the fourth time a Bulldog quarterback surpassed 4,000 yards in a season - joining Derek Carr and David Carr as the only Bulldogs to do so...His 329 completions and 490 attempts were each the fourth-most in a single season in program history...33 touchdown passes are fourth-most in program history...Had eight 300-yard performances on the year, a mark that's third-most in a season by a Bulldog quarterback...Had one 400-yard passing performance, a career-best 455-yard game at then-No. 13 UCLA, Sept. 18, when he threw for 455 yards on 39-of-53 attempts. His performance that night at the Rose Bowl will be one that is remembered forever in the history books as he led the Bulldogs to a 40-37 victory while battling injury. Haener's 39 completions were the fifth-most in a game in Bulldog records, his 53 attempts were the 11th most, and his 455 yards passing are the 12th most in a game in program history. Earned MWC Offensive Player of the Week...Had a career-best five touchdown passes against UNLV, Sept. 24, the third-most in a game in program history and second-most among MWC quarterbacks on season...Had a career-long 86-yard TD pass in opener against Connecticut, Aug. 28. It was the tenth-longest TD pass in program history...Was responsible for six touchdowns against Cal Poly (four pass, two rush), the most by an MWC player in 2021. Had five TD passes of 50 or





more yards...Nominated season team captain...Fresno State's offense ranked in the Top 30 in the FBS in total offense (No. 14), pass offense (No. 9), first down offense (No. 14), team passing efficiency (No. 18), scoring offense (No. 26) and red zone offense (No. 30)...Helped Fresno State to two wins over ranked opponents, both on the road. It was the first time Fresno State defeated two Top 25 opponents in a season for the first time since 2004, and the first time both wins came on the road in program's 100-year history. **2020** – All-MWC honorable mention. Led Mountain West and was No. 4 in the NCAA in passing average per game (336.8). Also led the league and was No. 6 in the NCAA in total offense (339.8 yards/game). No. 2 in the Mountain West and No. 19 in the NCAA with 153.4 pass efficiency. No. 6 in the NCAA with 25 completions per game. No. 16 in the FBS in yards per pass attempt (8.71). Ranked No. 20 in points responsible per game (17.3), No. 26 in passing yards per completion (13.47) and completion percentage and No. 42 in passing touchdowns and passing yards in the NCAA. Led the Fresno State offense to the top passing and total offense in the Mountain West...Bulldog offense ranked No. 5 in pass offense and No. 17 in total offense in NCAA...Starter for all six games. Completed 150 of 232 (64.7%) passes for 2,021 yards with 14 TDs and three interceptions. Had three rushing touchdowns...Had a 71-yard pass at Utah State, Nov. 14. Had four 300-yard passing games and ties for sixth-most all-time for most 300-yard passing games in a season. His four 300-yard passing games puts him tied for sixth-most in a career. Had two 400-yard passing games - at Utah State and at Nevada, Dec. 5...One of four players to have multiple 400-yard passing games in a season at Fresno State...One of eight players in MWC history to have consecutive 400-yard passing games, 422 yards at Utah State and 485 at Nevada...41 completions on 65 attempts at Nevada... His 41 completions and 65 attempts are each the third-most in a game in program history in the respective categories...Those numbers were also enough to tie for fourth-most in Mountain West history...Led Fresno State to 105 total offensive plays at Nevada, the most in program history...Was responsible for 76 of the Bulldogs' 105 offensive plays versus the Pack. His 76 plays are the third-most in MW history and most since 2015...Holds the MW record for most offensive plays by a junior QB, passing the previous mark of 71 in 2013...Posted 502 total offensive yards against Nevada for a 2020 conference-best...Carried Fresno State to the top passing offense and top total offense in the MWC...Fresno State was second in MWC in scoring offense with Haener behind center...Had two punts for 72 yards, one landing inside the 20, at Nevada...Voted captain by teammates...Phil Steele All-MWC third-team... Named to the Fall Academic All-MWC team. **2019** –Sat out season due to NCAA transfer rules. **2018** –Played in four games for the University of Washington... Made his UW debut in the win over North Dakota, going seven-for-seven for 110 yards and a 12-yard touchdown pass...Saw action late in BYU game...One-for-four for 11 yards at California...One-for-two passing in the Husky win over Oregon State. 2017– Redshirted.

**PERSONAL** - Named the first-team quarterback on the All-Bay Area Preps team following senior year at Monte Vista (Danville, Calif.) HS...Also first-team All-North Coast Section and All-East Bay Athletic League...Also the All-NorCal first-team quarterback...Finished high school career with 8,464 yards on 597-for-977 passing, with a school-record 90 touchdowns and 24 interceptions over three years and 35 games...As senior, led Mustangs to 12-1 record and the CIF North Coast Section

## DRAFT CHOICES

Division I championship. Completed 170-for-279 passes (60.9%) for 2,976 yards, 37 TDs and just eight interceptions and also rushed for six scores. Threw multiple touchdown passes in 12 of 13 games, and three or more eight times...In 2015, his team went 7-4 and played in the CIF NCS Division I quarterfinals. Went 208-for-321 (64.8%) for 3,005 yards, 35 touchdowns and just six interceptions...As sophomore, threw for 2,483 yards on 219-for-377 passing, with 18 TDs and 10 picks...Mother, a television news anchor in Oakland and grandfather both attended UW...Chose to transfer to Fresno State because his dad grew up in Fresno and he had a lot of family and friends there, an easy choice for him...Majored in communications.

## JAKE HAENER

		PASSING									
Year	School	GP	GS	Att	Cmp	Pct	Yds	Yds/Att	TD	Int	Lg
2018	Washington	4	0	13	9	69.2	107	8.2	1	1	43
2020	Fresno State	6	6	232	150	64.7	2,021	8.7	14	3	54
2021	Fresno State	13	13	490	329	67.1	4,096	8.4	33	9	86t
2022	Fresno State	10	10	350	252	72.0	2,896	8.3	20	3	65
<b>College Totals</b>		<b>33</b>	<b>29</b>	<b>1,085</b>	<b>740</b>	<b>68.2</b>	<b>9,120</b>	<b>8.4</b>	<b>68</b>	<b>16</b>	<b>86t</b>

		RUSHING				
Year	School	Att	Yds	Avg	Lg	TD
2018	Washington	1	-9	-9.0	-9	0
2020	Fresno State	57	18	0.3	54	3
2021	Fresno State	71	5	0.1	28	3
2022	Fresno State	46	-123	-2.7	10	2
<b>College Totals</b>		<b>175</b>	<b>-109</b>	<b>-0.6</b>	<b>54</b>	<b>8</b>

**CAREER HIGHS:** Attempts – 65, at Nevada (12/5/20); Completions – 41, at Nevada (12/5/20); Passing Yards – 485, at Nevada (12/5/20); Long Completion – 86t, vs. Connecticut (8/28/21); Touchdown Passes – 5, vs. UNLV (9/24/21); Rushes – 13, at UCLA (9/18/21); Rushing Yards – 36, at Hawaii (10/2/21); Long Rush – 54, at. UNLV (11/7/20); Rushing TDs – 2 (2x), last at Nevada (11/19/22).



# JORDAN HOWDEN

# 31 DB

HEIGHT: 6-0 • WEIGHT: 209

COLLEGE: MINNESOTA

JOINED SAINTS: 5<sup>TH</sup> ROUND (146<sup>TH</sup> OVERALL)

BORN: 5/11/00

**COLLEGE CAREER** – The Saints selected Jordan Howden with the 146th overall pick in the fifth round of the 2023 NFL Draft out of Minnesota. The 6-foot, 209-pound defender possesses a combination of speed, instincts and versatility needed to excel on both defense and special teams. The San Diego, Calif. native started 49-of-58 games during his college career with totals of 240 tackles (168 solo), 5.5 stops for loss, 20 passes defended and four interceptions. Heading into his rookie campaign, Howden will look to provide depth in the Saints defensive backfield and contribute on special teams.



**CAREER TRANSACTIONS** – Signed to a four-year contract, 5/12/23; Selected in the fifth round (146th overall) in the 2023 NFL Draft.

**2022** – Started all 13 games, recording 58 tackles (40 solo), 3.5 tackles for loss, five passes defended and two interceptions and earned All-Big Ten Honorable Mention honors (media vote)...Posted four tackles, a stop for loss and an interception vs. Western Illinois, Sept. 10...Made four tackles, an interception and broke up a pass against Purdue, Oct. 1...Recorded ten tackles and broke up a pass at Illinois, Oct. 15...Made seven tackles, including a stop for loss, at Penn State, Oct. 22...Broke up two passes and made four tackles at Nebraska, Nov. 5...Made five tackles and half a stop for loss vs. Northwestern, Nov. 12...Had eight tackles vs. Iowa, Nov. 19...Had seven tackles, one stop for loss, broke up one pass and recovered one onside kick in the Bad Boy Mowers Pinstripe Bowl vs. Syracuse, Dec. 29. **2021** – Started all 12 games he played in and recorded 43 tackles, 1.5 stops for loss and five passes defended...Had seven tackles and broke up a pass vs. Nebraska, Oct. 16...Made six tackles, including 0.5 stop for loss, vs. Illinois, Nov. 6...Made three tackles, a stop for loss and one pass defense, at Indiana, Nov. 20...Had three tackles and a pass defense vs. Wisconsin, Nov. 27...Notched three tackles and broke up two passes vs. West Virginia in Guaranteed Rate Bowl, Dec. 28. **2020** – Started all seven games during COVID-19 pandemic shortened season...Had 37 tackles and a pass defense...Made five tackles against Michigan, Oct. 24...Made eight tackles and broke up one pass at Maryland, Oct. 30...Registered six tackles at Illinois, Nov. 7. **2019** – Played in all 13 games with 12 starts and tallied 57 tackles (40 solo), six passes defended and an interception...Started vs. South Dakota State and tallied career-high 12 tackles (nine solo) with two passes defended, Aug. 29...Broke up two passes and made five tackles in start vs. Fresno State, Sept. 7...Recorded six tackles vs. Purdue, Sept. 28...Sealed win over Penn State with a late game interception in the end zone and recorded six tackles and a pass breakup, Nov. 9...Recorded three tackles including 0.5 for loss at Iowa, Nov. 16...Tallied six stops and broke up a pass vs. Wisconsin, Nov. 30. **2018** – Played in 13 games with five starts and recorded 45 tackles (28 solo), three passes defended and one interception...Made college debut against New Mexico and tallied two tackles, Aug. 30...Recorded eight tackles vs. Nebraska, Oct. 20...Intercepted first career pass, broke up three passes and recorded seven tackles vs. Indiana, Oct. 26...Led team with nine tackles at Illinois, Nov. 3.

**PERSONAL** - Attended Desert Pines (Las Vegas, Nev.) HS his senior year where he helped lead the Jaguars to a state championship, 10-2 overall record and a 5-0 mark in league play. Notched 45 tackles and three interceptions while earning All-Conference honors senior season. Also lettered in track where he excelled as a senior. Won the NIAA 3A State Championship in the long jump (21-05.00) and was on the relay teams that took first in the 4x100 (42.70) and 4x200 (1:28.87). Placed fourth in state meet in the 100 meters (11.21)...Played junior season at Vista Murrieta (Murrieta, Calif.) HS, where he had 29 tackles, three sacks and seven passes defended... Father, Ramsese Howden, played football at Grambling State University...Cousin, Saladin Martin, played college football at San Diego University and in the NFL with the New York Giants, New York Jets and San Francisco 49ers.

## DRAFT CHOICES



PLAYERS

### JORDAN HOWDEN

Year	School	GP	GS	Tot	TACKLES			Yds	INTERCEPTIONS				FUMBLES		
					Solo	Asst	Sk		No	Yds	Lg	TD	PD	FF	FR
2018	Minnesota	13	5	45	28	17	0.0	0.0	1	0	0	3	0	0	0
2019	Minnesota	13	12	57	40	17	0.0	0.0	1	0	0	6	0	0	0
2020	Minnesota	7	7	37	26	11	0.0	0.0	0	0	0	1	0	0	0
2021	Minnesota	12	12	43	34	9	0.0	0.0	0	0	0	5	0	0	0
2022	Minnesota	13	13	58	40	18	0.0	0.0	2	0	0	5	0	0	0
<b>College Totals</b>		<b>58</b>	<b>49</b>	<b>240</b>	<b>168</b>	<b>72</b>	<b>0.0</b>	<b>0.0</b>	<b>4</b>	<b>0</b>	<b>0</b>	<b>20</b>	<b>0</b>	<b>0</b>	<b>0</b>

**ADDITIONAL STATISTICS: Onside Kick Recovery - (2022, 1) Total: 1**

**CAREER HIGHS: Tackles** – 12, vs. South Dakota State (8/29/22); **Interceptions** – 1 (4x), last vs at Purdue (10/1/22); **Passes Defended** – 3, vs. Indiana (10/26/18).



**A.T.  
PERRY**

**17  
WR**

**HEIGHT: 6-5 • WEIGHT: 205**

**COLLEGE: WAKE FOREST**

**JOINED SAINTS: 6<sup>TH</sup> ROUND (195<sup>TH</sup> OVERALL)**

**BORN: 10/26/99**

**COLLEGE CAREER** – A big-bodied, sure-handed target who emerged as a key performer for Wake Forest, the Saints selected A.T. Perry in the sixth round of the 2023 NFL Draft. During his college career, Perry set numerous Wake Forest receiving records, including a program record 28 touchdowns, which also is tied for seventh in ACC history. Perry also holds the program record with 15 touchdown receptions during the 2021 season, tied the program record with 12 100-yard receiving games and is the only player in program history to have two double-digit touchdown seasons, doing so during the 2021 and 2022 seasons. For his career, Perry appeared in 43 games and caught 171 passes for 2,662 yards (15.6 avg.) and 28 touchdowns.

**CAREER TRANSACTIONS** – Signed to a four-year contract, 5/12/23; Selected in the sixth round (195th overall) in the 2023 NFL Draft.

**2022** – Appeared in 13 games with 12 starts and posted a career-best 81 receptions during his historic campaign, while finishing with 1,096 receiving yards, the first player in program history to have multiple 1,000-yard receiving seasons. His 81 catches is tied for fourth-most in Deacs history. Ricky Proehl (1986-89) held the previous program record of 25 receiving touchdowns for over 30 years, until Perry took over in the first quarter against Syracuse, rewriting the record book with 5:07 remaining in the first half on a 29-yard TD pass. Snagged another touchdown grab late in the first half to give Wake a 24-21 lead. Three TD receptions tied his career-high and was the most of his historic 2022 season...Had ten or more catches three times during



# DRAFT CHOICES



PLAYERS

the season including 11 catches for 116 yards in Gasparilla Bowl win over Missouri... Recorded at least one touchdown reception in nine of 13 games...Tallied career-best 159 yards and a career-best 12 catches against NC State...Caught five passes for 142 yards with a 68-yard touchdown against Vanderbilt...First-team All-ACC for second consecutive season. **2021** – On his way to earning first-team All-ACC Honors and being a Biletnikoff Award semifinalist, set the single-season record with 15 touchdown receptions, three more than any other player in the program's history. Additionally, the total was tied for the fifth-most in ACC history and the third-highest total since 1997. Ended year as just the ninth player in Deacs history to cross over the 1,000-yard barrier, tallying 1,293 receiving yards, ranking second and just 37 yards shy of the program record. Along with Jaquarii Roberson, the duo are the second pair of Wake Forest receivers to both go over 1,000 yards in the same season. Found the end zone in 11 of the 14 games while having 100-plus yards in seven contests...Most memorable moment of the season came at Syracuse when all three of Perry's catches (137 receiving yards) went for touchdowns including the game winner in overtime to secure a 40-37 win for the Deacs and a 6-0 start to the season and earned him ACC Receiver of the Week...Tallied 155 yards on seven receptions (22.1 avg.) and one touchdown in win over Florida State...Had five receptions of 50-plus yards over course of season. **2020** – Appeared in six games, catching 15 passes for 211 yards... Reeled in four receptions at NC State, Sept. 19... Caught five passes for 81 yards vs. Campbell, Oct. 2...Hauled in first touchdown of season vs Virginia, Oct. 17. **2019** – Played in nine games and finished with four receptions for 62 yards and a TD...Broke out with three receptions for 34 yards and a touchdown vs. Elon, Sept. 21. Tallied first receiving TD on 17-yard completion. **2018** – Redshirted.

**PERSONAL** - Team captain at Park Vista Community, (Lake Worth, Fla.) HS... Three-star recruit by 247Sports and ESPN...Rated the No. 18 player on *Palm Beach Post's* Big Board as senior...No. 17 on *Sun-Sentinel's* list of top players in Palm Beach County...Named to Florida Athletic Coaches Association All-District team... Earned All-Area, All-Conference and All-County...Named All-County in basketball... Won county track long jump championship...Helped lead Cobras to state playoffs where they upset No. 1 seed Miramar in the first round where he had two touchdown catches...Snagged two TD receptions against Palm Beach Gardens, including an 80-yarder...Also played DB...During junior year earned All-Area honorable mention honors and team MVP as the Cobras posted a 10-0 regular season record...Majored in Communications...Mother, Chasity Prescott, ran track at Arizona State.

## A.T. PERRY

Year	School	RECEIVING							RUSHING				
		GP	GS	No	Yds	Avg	Lg	TD	Att	Yds	Avg	Lg	TD
2019	Wake Forest	9	0	4	62	15.5	28	1	0	0	-	-	0
2020	Wake Forest	7	0	15	211	14.2	40	1	0	0	-	-	0
2021	Wake Forest	14	0	71	1,293	18.3	69t	15	0	0	-	-	0
2022	Wake Forest	13	12	81	1,096	13.5	68t	11	0	0	-	-	0
<b>College Totals</b>		<b>43</b>	<b>24</b>	<b>171</b>	<b>2,662</b>	<b>15.6</b>	<b>68t</b>	<b>28</b>	<b>0</b>	<b>0</b>	-	-	<b>0</b>

**CAREER HIGHS:** Receptions – 12, at N.C. State (11/5/22); Receiving Yards – 159, at N.C. State (11/5/22); Long Reception – 69, at Syracuse (10/9/21); Receiving TDs – 3, at Syracuse (10/9/21).

## ADDITIONAL ROOKIES AND FIRST-YEAR PLAYERS



### NICK ANDERSON 40 | LB

Tulane (5-11, 230)

NFL Experience: R

Agreed to terms, 4/30/23...Four-year letterman, two-year starter and team captain who played in 50 games with 25 starts, recording 283 tackles (177 solo), 29 stops for loss (tied for tenth all-time at Tulane), 10.5 sacks, six passes defended, three forced fumbles, a fumble recovered and a blocked kick...As a senior in 2022, second-team All-AAC selection, started all 14 games and ranked second on the team in tackles with 113 (62 unassisted) and two forced fumbles and fourth on the team with seven stops for loss and two sacks. Total tackles also ranked eighth in the AAC as he was honored as AAC Defensive Player of the Week twice. Selected as a member of the National Football Foundation's 2023 Hampshire Honor Society and won Tulane Athletics Male Teammate of the Year award...As a junior in 2021, started all nine games he appeared in and finished with 56 tackles (third on team despite missing three games), 7.5 stops for loss, four sacks, one pass defended, a forced fumble and a fumble recovery...As a sophomore in 2020, appeared in 12 games and posted 88 tackles (ranked second on the team), and added 10.5 stops for loss and 3.5 sacks for a loss of 19 yards...As a freshman in 2019, appeared in all 13 games with one start and finished with 26 tackles, two stops for loss, one sack and one pass defended... Graduated with a degree in Homeland Security...Prior to Tulane spent a semester at Jones County Junior College, where he played with fellow Green Wave teammate Deuce Watts and two-time CFP National Champion Stetson Bennett. In his lone season, led the Bobcats with 74 tackles (58 solo) and ranked 43rd national in total tackles and 11th in the nation in solo tackles. Also added two sacks, 8.5 stops for loss and one forced fumble as he helped Jones to the MACJC championship game and a Mississippi Bowl win over Eastern Arizona. Received honorable mention NCJAA All-American honors and joined Tulane after just one semester in junior College... Played linebacker at Vicksburg (Miss.) HS, where he was a two-time Vicksburg Post Defensive Player of the Year...In 2017, helped the defense lead the team to a playoff appearance with 114 tackles and 14 sacks. In 2016, he led the Gator defense with 136 tackles and five sacks and helped his team reach the playoffs with a 9-4 record... Mother once kept him out of football when he got a B+ in a class...Graduated third in his high school class...Grandfather George Flagg Jr. is the mayor of Vicksburg... Born Jan. 27, 2000.



### KAWAAN BAKER 15 | WR

South Alabama (6-1, 215)

NFL Experience: 1


Signed by the Saints to a reserve/future contract, 1/26/23... Signed to the Saints practice squad, 12/27/22...Eagles practice squad contract terminated, 12/6/22...Signed to the Eagles practice squad, 11/30/22...Packers practice squad contract terminated, 11/8/22...Signed to the Packers practice squad, 10/19/22...Waived by the Saints, 10/17/21...Signed by the Saints to a reserve/future contract, 1/11/22...Saints standard practice squad elevation, 1/1/21...Saints practice squad elevation (COVID-19), 12/27/21...Signed by the Saints to the practice squad, 9/1/21...Waived by the Saints, 8/31/21...Signed by the Saints to a four-year contract, 6/8/21...Selected in the seventh round (255th overall) of the 2021 NFL

## ADDITIONAL ROOKIES AND FIRST-YEAR PLAYERS



PLAYERS

Draft by the Saints...Played in two games for Saints and recorded one special teams tackle in 2021...In college, caught 126 passes for 1,829 yards (14.5 avg.) with 16 touchdowns and carried 82 times for 376 yards with 11 TDs...In 2020, was a starter in all 11 of South Alabama's contests and posted career-high totals with 51 catches for 659 yards and eight touchdowns to be selected second-team All-Sun Belt. Returned 16 kickoffs for 264 yards and added 42 yards on the ground to finish second on team with career-best 965 all-purpose yards. Tied for second in scoring, totaling 48 points. Finished among the top six in the Sun Belt in catches and receiving yards per game, ranking among the top 100 in the country in receptions per contest. Tied school season record for TD receptions, also setting career-highs in catches and receiving yards. Had 100-plus yards in two contests, scoring at least one touchdown in six games. Also 11th in league in all-purpose yards per game...In 2019, played in all 12 of the Jaguars' games, starting each of the last 11. Led team with 35 catches for 574 yards to be named honorable mention All-Sun Belt. Added 82 yards rushing and 35 on kickoff returns to post 692 all-purpose yards, second on the squad. Led team in receptions in four contests and in receiving yards five times. Had 12 plays of 20 or more yards, second-highest on the team...In 2018, started all but one outing, seeing action in every contest. Honorable mention All-Sun Belt, catching 33 passes for 494 yards and four touchdowns, rushing for 251 yards and nine TDs. Led team in scoring (78 points) — tenth in league and among top 100 nationally in points per game — finishing third with 839 all-purpose yards. Second on squad in rushing, receiving yards, receptions and plays of 20 yards or more (13)...In 2017, Played in ten games with one start. Caught seven passes for 102 yards and a TD and ran back six kickoffs for 150 yards, recording a team-best 25.0 yards per return...Graduated with a degree in mathematics/statistics with a general business minor...Lettered four years in football, baseball and track at Hapeville Charter Career Academy (College Park, Ga.)...Favorite musical artist is Drake...Kawaan LaAndrae Baker was born Aug. 24, 1998, in East Point, Ga.



### JAKE BARGAS

47 | FB

North Carolina (6-2, 245)

NFL Experience: 1

Signed by Saints, 5/31/23...Signed by Miami to practice squad, 11/8/22...Waived by Chicago, 8/23/22...Signed by Chicago, 8/21/22... Waived by Minnesota, 8/16/22... Signed by Minnesota to a one-year contract, 5/2/22...Elevated to Minnesota active roster from practice squad (standard), 12/4/21...Activated by Minnesota from Reserve/COVID-19, 11/25/21...Placed by Minnesota on Reserve/COVID-19, 11/15/21...Signed by Minnesota to practice squad, 9/1/21...Waived by Minnesota, 8/31/21...Signed by Minnesota to reserve/future contract, 1/4/21...Elevated to Minnesota active roster from practice squad (COVID-19 elevation), 12/24/20...Signed to Minnesota practice squad, 9/6/20...Played in one game for Minnesota in 2021 and one game in 2020...Attended the University of North Carolina...In his original position as a tight end, he caught 21 passes for 189 yards and two touchdowns...As a redshirt freshman in 2016, he had two catches for 22 yards, receiving his first reception from future NFL quarterback Mitch Trubisky...Bargas went on to catch eight catches both his sophomore and junior year and had a career-high 80 yards as a junior...During Bargas' time at North Carolina, the Tar Heels attended several bowl games including the Sun Bowl his redshirt freshman year, where they lost to Stanford 8-5, and the Military Bowl his senior year, where they pulled out a 7-6 victory over Temple...Graduated with a bachelor's degree in media, technology studies and production...Bargas attended St. Andrew's School (Boca Raton, Fla.) where he played basketball, football, track and field and lacrosse...His athletic

## ADDITIONAL ROOKIES AND FIRST-YEAR PLAYERS

prowess earned him several Division I scholarship offers to play lacrosse and 14 varsity letters...Rated the No. 13 tight end in the country by ESPN during time at St. Andrew's... Ranked as the nation's No. 23 tight end by Rivals...As a senior, he was named the Honorable Mention Class 3A All-State honoree.



### JERRON CAGE

77 | DT

Ohio State (6-2, 305)

NFL Experience: R

Agreed to terms with Saints, 5/1/23...Played in 42 games over five seasons (2018-22) for Ohio State and started five times, including three games in 2022. Finished with career totals of 33 tackles, nine tackles for losses and three sacks...In 2022, he played in 12 games for the Buckeyes with three starts and posted 12 tackles (five solo), 2.5 stops for loss and 1.5 sacks...In 2021, he appeared in 11 contests with three starts and finished with ten tackles (four solo) and one takedown...In 2020, recorded five tackles (one solo), including 0.5 stop for loss/sack...Graduated in 2021 with a bachelor's degree in consumer and family financial services...Attended Winton Woods (Cincinnati, Ohio) HS...Two-time AP Division II first-team all-state DL...Was a unanimous 4-star prospect rated among the Top 15 defensive tackles in his class...Member of the ESPN 300 (No. 138) and the No. 3 player in the state according to ESPN...The No. 2 defensive tackle in Midwest according to Scout...First-team MaxPreps/JJ Huddle All-Ohio...Two-time *Cincinnati Enquirer* all-area selection...A three-year starter for head coach Andre Parker, Cage recorded 43 tackles-for-loss for his career, a total that includes 24 sacks...Three-time All-Southwest District performer was its defensive player of the year in 2015 as a junior when he posted 48 tackles, including 10 sacks...Led Winton Woods defenders with 81 tackles as a senior...Was a standout wrestler throughout his high school career...Has an older brother, Daniel, who started 11 games along the defensive line for Notre Dame in 2015 and 2016.



### SHAQ DAVIS

80 | WR

South Carolina State (6-5, 217)

NFL Experience: R

Agreed to terms with Saints as an undrafted free agent, 4/30/23...Summerville, S.C. native was a four-year letterman at South Carolina State and finished with career totals of 116 receptions for 2,452 yards (21.1 avg.) with 25 touchdowns... Enjoyed his finest season in 2021, when he made 43 catches for 864 yards (20.1 avg.) and eight touchdowns, helping the Bulldogs capture the Mid-Eastern Athletic Conference championship and then defeating Jackson State in the Celebration Bowl. Davis was named the game's Most Valuable Player of the stunning 31-10 win over Jackson State, recording five receptions for 95 yards (19.0 avg.) with three touchdowns...In 2022, in nine games, made 29 catches for 662 yards (22.8 avg.) with seven touchdowns and was invited to participate in the East West Shrine Bowl...In a COVID-19 shortened season in 2020, had 13 catches for 294 yards (21.0 avg.) and four TDs...Played in 11 games in 2019 and posted 31 grabs for 632 yards (20.4 avg.) and six TDs...Played both football and basketball at Summerville (S.C.) HS.



## ADDITIONAL ROOKIES AND FIRST-YEAR PLAYERS



PLAYERS



### **PRINCE EMILI** 57 | DT Pennsylvania (6-2, 300) NFL Experience: 1

Signed by the Saints to reserve/future contract, 1/9/23... Signed to practice squad by Saints, 11/16/22... Practice squad contract terminated by Buffalo, 10/4/22... Elevated to active roster by Buffalo (standard), 10/1/22... Signed to the Buffalo practice squad, 9/28/22... Waived by Buffalo, 9/26/22; Signed to Buffalo active roster, 9/24/22... Signed to Buffalo practice squad, 9/14/22... Waived by Buffalo, 8/30/22... Signed by the Buffalo Bills, 5/16/20... In two games for Buffalo in 2022, made three assisted tackles and one pass defense... Finished his career at Penn with 162 tackles, 11 sacks and 30.5 tackles for loss in 37 games. Earned first-team All-Ivy League honors in 2019 and 2021... As a 6th-year senior in 2021, ranked fourth on the team in tackles (49), first in tackles for loss (13), second in sacks (five), and second in QB hurries (six). Also had a blocked kick and his stop for loss total ranked second in Ivy League. Posted five tackles, a sack and a blocked kick at Harvard, Nov. 13... Did not play in 2020 as the Ivy League cancelled all sports due to Covid-19... In 2019, he ranked second in the team in tackles (65), first in tackles for loss (14), second in sacks (4.5) and first in QB hurries (seven)... In 2018, started all 10 games and ranked fourth on the team and led all defensive linemen with 41 total tackles. Posted 3.5 stops for loss and 1.5 sacks... Appeared in seven games in 2017 and posted seven tackles... Graduated cum laude from Wharton in 2020, majoring in healthcare management and pre-med... Prepped at Clarkstown North (New City, N.Y.) HS, where as a senior, the team captain was selected first-team All-State... Did not play football until he was a sophomore, (as he said it was "a process to persuade his parents to allow him to play, Florence, a nurse and Gregory, a doctor, were unfamiliar with the game and concerned that it would interfere with his academics... Emili's older sister Uche was instrumental in winning over their parents and convincing them to let Prince sign up... Older brother, Chukwuka, played pro basketball overseas in Georgia and Spain... Native of Nigeria, Last name is pronounced Uh-MEAL-ee.



### **MARK EVANS II** 73 | T/G Arkansas-Pine Bluff (6-4, 295) NFL Experience: R

Agreed to terms with the New Orleans Saints, 4/30/23... Appeared in 45 games with 40 starts, primarily at LT, for Arkansas-Pine Bluff... Started all ten games at LT in 2022, earning first-team All-SWAC for third consecutive season... Started all ten games at LT in 2021, earning first-team All-SWAC for second consecutive season... Started all five games he played in at LT in the spring, 2021 (2020 season postponed due to COVID-19), helping the Golden Lions reach the SWAC championship game, earning his first of three consecutive first-team All-SWAC selections... Started every game at left tackle in 2019, emerging as one of the league's top linemen. Offensive line allowed second-fewest sacks in SWAC (18). Helped Taeyler Porter become only third player in program history with back-to-back 1,000-yard rushing seasons. Offense posted seven games of 30+ points or more, including back-to-back 50+ point games at Alabama A&M and vs. Langston. Offensive unit posted season-best 614 total yards at Alabama A&M, one of eight 400+ yard total offense games on season... Started four-of-nine games as a freshman in

## ADDITIONAL ROOKIES AND FIRST-YEAR PLAYERS

2018. Offense produced four 500+-yard total offense games, including season-high 579 vs. Morehouse. Opened holes for Porter's career-best 38-carry, 226-yard 3-TD game at Grambling...Prepped at C.E. King (Houston, Texas) HS.



### MILLER FORRISTALL

Alabama (6-5, 245)

NFL Experience: 1

86 | TE

Signed by the Saints to a reserve/future contract, 1/26/23...  
Standard practice squad elevation by Browns, 11/12/22...  
Standard practice squad elevation by Browns, 10/31/22...

Re-signed to practice squad by Browns, 10/12/22...Waived by Browns, 10/10/22...  
Signed to Browns active roster, 10/1/22; Practice squad elevation (standard) by Browns, 9/22/22...Signed to Browns practice squad, 8/31/22...Waived by Cleveland, 8/30/22...Signed by Cleveland to reserve/future contract, 1/10/22...Re-signed to Browns practice squad, 12/28/21...Waived by the Browns, 12/24/21...Signed to the Browns active roster, 12/7/21...Elevated by Dolphins to active roster, 11/7/21...Signed to the Cleveland Browns' practice squad, 9/20/21...Waived by the Titans, 8/31/21...  
Signed by the Tennessee Titans as an undrafted free agent, 5/1/21...Played in six games for Browns, two in 2021 and four in 2022, making a special teams tackle vs. Las Vegas, 12/20/21...Saw action in 54 games for Alabama from 2016-20, posting 44 catches for 505 yards and five touchdowns...Caught 23 passes for 253 yards and one touchdown during his redshirt senior season as the Crimson Tide won the 2021 College Football Playoff National Championship...Attended Cartersville (Ga.) HS...Played QB in high school until future NFL first overall pick QB Trevor Lawrence earned the starting role, moving him to TE...Met wife, Abby, while at Alabama. She was on the women's soccer team. The couple wed in 2022...Trained in martial arts as a kid as his father, Shawn Forristal, is a fourth-degree black belt.



### ADRIAN FRYE

Texas Tech (6-0, 205)

NFL Experience: R

44 | DB

Signed by the Saints, 5/15/23...Participated in team's 2023 rookie minicamp on a tryout basis...Played five seasons at Texas Tech (2018-22), where he played in 51 games over five seasons for the Red Raiders with 24 starts at cornerback, nickel cornerback and safety. Finished college career with 101 tackles (76 solo), including four stops for loss, seven interception returns for 55 yards with one touchdown, 19 passes defended and a forced fumble. Also excelled on special teams, blocking a field goal and returning 24 punts for 146 yards (6.1 avg.) with a long of 39 yards...As a super senior in 2022, Frye appeared in nine games with three starts after missing four games early in the year due to injury and recorded 14 tackles (13 solo), including one for loss and two passes defended...In 2021, appeared in 10 games overall with five starts from his spot at corner, despite missing three games midway through Big 12 play due to injury. Still managed to record 20 tackles (12 solo), including 2.0 for a loss, to go along with a pass breakup and interception. Served as the Red Raiders' primary punt returner when healthy, returning 12 attempts for 74 yards (6.2 average)...In 2020, appeared in nine games overall, missing only

## ADDITIONAL ROOKIES AND FIRST-YEAR PLAYERS

the Nov. 7 contest at TCU. Made one start early in the season in the Big 12 opener versus Texas. Totaled 17 tackles on the year to go along with one pass breakup. Had a tackle in all but one game. Recorded 12 of his tackles on passing plays and had one other on special teams as part of punt coverage. Active on punt returns as well, averaging 4.9 yards over his nine returns...In 2019, moved from cornerback to safety as part of the new defensive scheme. Appeared and started in 11 of 12 games, missing only the Oklahoma State victory due to injury. Named to the team captains circle prior to the season in a vote by his teammates, one of only three sophomores on the captains circle. Finished with 29 tackles (24 solo) to go along with two pass breakups, a forced fumble and an interception. Recorded at least two tackles in eight of his 11 games on the season. Also in the punt returner rotation throughout the season, when he returned four punts on the year for 21 yards with his longest being 10 yards...In 2018, Frye was one of the top freshmen in the country, when he appeared in 12 games with four starts at quarterback and led the Red Raiders with 13 passes defended and five interceptions, including one returned for a touchdown. He was selected as a freshman All-American by the Football Writers Association of America (FWAA) and as an All-Big 12 first-team selection by conference coaches and the AP...Majored in Sports Management...Attended Eisenhower (Houston, Texas) HS...Helped lead Eisenhower to an 8-4 campaign and second round appearance in the Class 6A playoffs as a junior...Member of the school's track and field program as well, advancing to the regional round a year ago in the 300-meter hurdles and 4x400 meter relay...Three-star prospect (Rivals, Scout, ESPN and 247Sports)...Listed as the No. 44 CB in the nation and No. 73 player in Texas by Rivals.



PLAYERS

## BLAKE GRUPE

Notre Dame (5-7, 156)



NFL Experience: R

19 | K

Agreed to terms, 4/30/23...After playing at Arkansas State from 2017-21, played a graduate campaign at Notre Dame in 2022...He led Notre Dame in points scored during his lone season, scoring 91 points on 14-of-19 on field goals and a perfect 49-for-49 in point after attempts...In 2021 at Arkansas State, connected on 20-of-25 field goals on the season. His 20 field goal ranks second in single-season school history. Finished the season with 91 points, tying for the sixth most

points by kicking in school history. Climbed to the top of the A-State career record books, taking over first place for career points by kicking (354), field goals made (64), PAT made (162) and scoring among all players (354)...In 2020, fourth in the Sun Belt for points by kicking (6.9 pg) and sixth among all players in the league. Ranked sixth in the SBC in field goals made (11) while posting the third-most extra points (43). Led A-State in scoring for the third consecutive season with 76 total points, which were the 45th most in the nation. His 43 extra points made tied the sixth most in school history for a single season...In 2019, his 110 points by kicking broke the single-season school record, were the second-most in Sun Belt and 13th in nation. His points total also ranked as the second most scored in school history by any player, regardless of position. Ranked second in the Sun Belt in points per game among all players, and his 8.5 average was the 26th highest in country. Made 19-of-22 field goals for an .864 percentage that led conference and ranked 16th in FBS. His 19 field goals made were the second most in school history for a single season and just two shy of the school record, while also ranking second in the Sun Belt. Scored at least eight points in 10 games and posted a double-figure total in six outings...In 2018, played in the last 11


## ADDITIONAL ROOKIES AND FIRST-YEAR PLAYERS

games of the season after taking over placekicking duties in the third game of the year against Tulsa. Made 14-of-21 field goals for a .667 percentage. Led the team in scoring with 77 points, also ranking fifth in the Sun Belt with 7.0 points per game. 1.27 field goals per game was the third-highest average in the SBC...Earned bachelor's degree in business administration from ASU in the spring of 2020...Prepped at Smith-Cotton (Sedalia, Mo.) HS...Combined nine-time varsity letterman in football, soccer and baseball...2016 Missouri high school All-State selection in football and soccer... Holds the single-season and career school records for field goals...Rated as a 4.5 star kicker by Kohl's Kicking Academy.

### LOU HEDLEY

**Miami (Fla.) (6-4, 220)**  
**NFL Experience: R**

**39 | P**



Agreed to terms with Saints, 4/30/23...Played in 47 games for the University of Miami from 2019-22 and punted 206 times for 9,315 yards with a 45.2 gross punting average and 77 inside-the-20...Played in 12 games in 2022 and punted 46 times for 2,084 yards with 23 inside-the-20. In 13-12 win at Virginia, Oct. 29, dropped five punts inside-the-20...Earned

All-ACC second-team honors in 2021 and selected semifinalist for Ray Guy Award honoring nation's top punter. Averaged 44.9 yards per punt on 47 punts with a long of 62. Totaled 11 punts of 50 yards or more. Dropped 19 punts inside opponents' 20-yard line. Saw action in first 11 games of season. Dropped six punts inside 20-yard line against Appalachian State, Sept. 11. Averaged season-best 50 yards per punt against Central Connecticut State, Sept. 25. Had season-long punt of 62 yards against Virginia, Sept. 30...Delivered one of finest seasons ever by a Hurricanes punter in 2020. Named finalist for Ray Guy Award...Recognized with Associated Press second-team All-America honors and earned second-team All-ACC. Named ACC Specialist of the Week twice. Ranked No. 2 in FBS in regular season in punting (47.3 yards per punt). Helped lead Miami to FBS-leading net punting average during the regular season. Saw action in all ten games and averaged 47.3 yards per punt and a long of 60 yards. Had 19 punts of 50-or-more yards. Had only two touchbacks and landed 13 punts inside opponents' 20-yard line. Had 24 of his 46 punts fair caught. Connected on season-long 60-yard punt in home win over Pittsburgh, Oct. 17. Named ACC Specialist of the Week after performance against Panthers. Had best single-game punting average of season in win over Hokies (52.4), earning ACC Specialist of the Week honors. Landed three punts inside Hokies' 20-yard line...In 2019, averaged 43.9 yards per punt on 64 punts. Ranked No. 26 in FBS in punting. Made UM debut in opener vs. Florida, Aug. 24, averaging 42.5 yards on four punts. Had long punt of 49 yards. Averaged 45.0 yards on three punts with long of 49 yards at North Carolina, Sept. 7. Had career-long 67-yard punt against Georgia Tech, Oct. 19. Punted seven times, including 67-yard punt, in win at Pittsburgh, Oct. 26. Punted five times for average of 45.8 in win at Florida State, Nov. 2, including 65-yard punt. Boomed 61-yard punt in game versus FIU, Nov. 23. Totaled career-high 11 punts in regular season finale at Duke, Nov. 30. Averaged 41.2 yards on nine punts in Walk-On's Independence Bowl against Louisiana Tech, Dec. 26...Redshirted in 2018 to preserve eligibility...Averaged 38.6 yards per punt on the season with long punt of 59 yards in 2017 at City College of San Francisco. Had eight punts downed inside-the-20 and seven punts fair caught over 10 games in 2017. Ran three times on fake punts for 75 yards, including long of 56 yards...Former Australian Rules Football player from Mandurah, Australia.





**ANTHONY JOHNSON**

**36 | DB**

**Virginia (6-2, 205)**  
**NFL Experience: R**

Agreed to terms with Saints, 4/30/23...In six college seasons for Virginia (2021-22) and Louisville (2018-20), appeared in 55 games with 27 starts and posted 138 tackles (94 solo), seven interceptions, three forced fumbles and 38 passes defended...Started all 10 games at cornerback for the Cavaliers and was one of five team captains voted on by the players at the end of the season. Finished with 51 tackles (34 solo), three stops for loss, two interceptions and 14 passes defended. Tied for second in the ACC and 18th in the nation in passes defended, as he was selected as a consensus first-team All-ACC selection, the team's defensive MVP and participated in the Senior Bowl...Appeared in all 12 of UVA's games and started in 11 in 2021. Eighth in ACC in passes defended (nine). Seventh in the ACC in interceptions with three. Fifth on the team in total tackles with 44, two for loss. Named to the Pro Football Focus All-ACC third-team...Appeared in 32 career games with five starts for Louisville, making 42 career tackles, four stops for loss, two interceptions and 15 passes defended...Played in eight of Louisville's 11 games in 2020 with one start. The only player in Cardinal football history to break up a pass on three consecutive plays, a feat he accomplished in 2020 against Florida State...In 2019 Johnson made 27 tackles, 2.0 stops for loss, seven passes defended, had one interception, forced three fumbles and one recovery for the Cardinals...Graduated from Louisville with a degree in marketing and was pursuing a master's in educational psychology from UVA...A 2017 graduate of Chaminade-Madonna (Hollywood, Fla.) Prep, where he played cornerback for head coach Dameon Jones...Earned All-State and All-Broward County honors as a senior in 2016...Made 30 stops with 10 passes defended and three interceptions in 2015...Named a three-star recruit by ESPN.com, Rivals.com and 247Sports.com...Ranked No. 89 on ESPN's top 300 safeties...Participated in track & field at Chaminade-Madonna...Enjoys fishing and the outdoors in spare time.



**LUCAS KRULL**

**87 | TE**

**Pittsburgh (6-6, 260)**  
**NFL Experience: 1**

Signed by Saints to reserve/future contract, 1/9/23...Standard practice squad elevation, 12/5/23...Signed to the practice squad, 8/13/22...Waived, 8/30/22...Agreed to terms with Saints, 5/1/22...Made NFL debut in Monday Night Football contest at Tampa Bay, Dec. 5...A two-year letterman for Pittsburgh after previous stops at Florida and Jefferson College...Shawnee, Ks. native finished college career appearing in 28 games with 11 starts...Best season was in 2021, where he compiled 38 receptions for 451 yards (11.9 avg.) and six TDs, most scores were the most by a Pitt tight end since 2009. Had a career-high six catches for 43 yards at Syracuse. Had a career-high 58 receiving yards on five catches with a TD vs. UMass. Caught personal-best two TDs vs. Western Michigan. Accounted for the game-winning score against North Carolina, catching an 11-yard pass from QB Kenny Pickett on the initial possession of overtime that gave the Panthers a 30-23

## ADDITIONAL ROOKIES AND FIRST-YEAR PLAYERS

victory. Selected second-team All-ACC...Arrived to Pittsburgh as graduate transfer from Florida in 2020...Played in only one game (Sept. 19 against Syracuse) due to injury after appearing in 12 games for Florida in 2019 on special teams...Appeared in all 13 contests as a key member of Florida's special teams units and as a reserve tight end in 2018, when he finished with six catches for 75 yards and three coverage tackles...Prior to arriving at Florida, played baseball at Jefferson his freshman year (2017)...Appeared in 11 contests and made five starts, recording 27 strikeouts in 16.2 innings...Earned bachelor's degree from Florida in arts and literature and completed his MBA in Pitt's Katz Graduate School of Business...Prepped at Mill Valley (Shawnee, Kan.) HS...Two-year football and baseball letterman...Helped his high school win a baseball state championship his senior season...Caught 52 passes for 745 and 13 touchdowns as senior on gridiron...Father, Jon, played football at Kansas State and mother, Diana, was an All-America basketball player for the Wildcats...Played in the 2023 Saints Hall of Fame Golf Tournament.

### SCOTT LASHLEY

Mississippi State (6-7, 315)  
NFL Experience: R

61 | T



Signed by the New Orleans Saints, 5/17/23 after participating in team's rookie minicamp on a tryout basis...Lettered four years, three seasons at Alabama (redshirted in 2016 and played from 2017-19 and one at Mississippi State (2021), appearing in 31 games...In 2021, started 12 games at RT for Mississippi State...Missed 2020 season with injuries...As

a junior in 2019, appeared in eight games and earned 58 snaps on offense and on special teams as the backup RT for Alabama...As sophomore in 2018, saw action in eight games, earning 78 snaps on offense and special teams as the backup RT...As redshirt freshman in 2017, appeared in three games...Graduated with a bachelor's degree in human environmental science from Alabama and pursued a master's in workforce education leadership at MSU...Prepped at West Point (Al.) HS where he was a four-star offensive line prospect and top-30 offensive line recruit by ESPN and 247Sports...Tabbed *Clarion Ledger* and Mississippi Coaches Association Class 5A all-state selection...Garnered Mississippi High School Activities Association Fab 15 ...Participated in Alabama-Mississippi All-Star Game...Born July 13th, 1998.

### KIRK MERRITT

Arkansas State (6-1, 214)  
NFL Experience: 1

33 | RB



Signed by Saints to active roster, 12/23/22...Standard practice squad elevation by Saints, 12/17/22...Standard practice squad elevation by Saints, 12/5/22...Waived by Saints, 8/30/22...Signed by the Saints to a reserve/future contract, 1/21/22...Elevated from practice squad by Dolphins

(COVID-19 replacement), 1/1/22...Standard practice squad elevation by Dolphins, 11/6/21...Practice squad elevation (standard) by Dolphins, 10/16/21...Signed to the Dolphins practice squad, 9/2/21...Waived by Miami, 8/31/21...Signed by Miami to reserve/future contract, 1/6/21...Practice squad elevation by Dolphins (COVID-19), 12/31/20...Elevated from practice squad by the Dolphins (COVID-19), 11/7/20...

## ADDITIONAL ROOKIES AND FIRST-YEAR PLAYERS

Signed to the Dolphins practice squad, 9/6/20...Waived by Dolphins, 9/5/20...Signed by Miami as an undrafted free agent, 4/29/20...Played in four regular season games for Saints in 2022...In 2022 preseason, recorded six receptions for 40 yards with one TD and returned two kickoffs for 84 yards...Played in three games for Dolphins, one in 2020 and two in 2021, making a 13-yard reception vs. Houston, 11/7/21...Two-year starter at Arkansas State (2018-19) after he transferred from East Mississippi Community College...Transferred from Oregon following his freshman season in 2015...Played in all 26 games with 24 starts for the Red Wolves and recorded 153 receptions for 1,811 yards (11.8 avg.) and 19 TDs, seven carries for 42 yards and 26 kickoff returns for 654 yards (25.2 avg.) and one TD...As senior in 2019, started all 13 games and finished the season with 70 receptions for 806 yards (11.5 avg.) and 12 TDs, two carries for 11 yards and 15 kickoff returns for 415 yards (27.7 avg.) and a TD, as he was selected first-team All-Sun Belt...As a junior in 2018, played in all 13 games with 11 starts and finished the season with 83 receptions for 1,005 yards (12.1 avg.) and seven TDs, five carries for 31 yards (6.2 avg.) and 11 kickoff returns for 239 yards (21.7 avg.), earning first-team All-Sun Belt and Conference Newcomer of the Year. Led Sun Belt in receptions and receiving yards. 1,005 receiving yards were third in school history. Became the fourth player in school history to record 1,000+ receiving yards in a season...In 2017 at East Mississippi Junior College, started all 12 games and finished the season with 52 receptions for 628 yards (12.1 avg.) and four TDs, two rushing TDs, six kickoff returns for 197 yards (32.8 avg.) and 15 punt returns for 224 yards (14.9 avg.) and a TD. Helped team win National Junior College Athletic Association national championship...As a freshman in 2015 at Oregon, appeared in 11 games and recorded five receptions for 61 yards, three carries for 13 yards and a 28-yard kickoff return...General Studies major...Played running back and wide receiver at Destrehan (La.) HS and also ran track and was the state runner-up in the 100 and 200-meters at the Louisiana state championships... Also played football at Newman (New Orleans, La.) HS...Attended Victory Christian Academy and St. Martin's Episcopal School as a youth, both located adjacent to the Ochsner Sports Performance Center...At the 2023 Caesars Crescent City Classic, manned a refreshment station to supply runners with water on the course...At the 2023 Destrehan High School spring football game, hosted a food drive to benefit Second Harvest Food Bank...Enjoys painting in free time...Born on January 5, 1997.



PLAYERS



### **ELLIS MERRIWEATHER** **35** | **RB** **Massachusetts (6-2, 225)** **NFL Experience: R**

Signed by New Orleans as an undrafted free agent, 5/15/23... Participated in team's rookie minicamp following 2023 NFL Draft...Played at the University of Massachusetts from 2020-22...In 2022, Merriweather played in ten games, carrying the

ball 150 times for 575 yards as the team's leading rusher, having been named to Phil Steele's 2022 All-Independent Team as a second-team running back. Rushed for a team-high 53 yards at Temple on eight attempts, including a 36-yard run. Had a season-high 122 rushing yards and two touchdowns at Arkansas State, and also caught a shovel pass to score a two-point conversion...In 2021, he carried 218 times for 1,138 yards (5.2 avg.) with five touchdowns, to garner Phil Steele second-team All-Independent, as he was the Minutemen's first 1,000-yard rusher in the FBS era. Established a new school single-season record of seven games with

## ADDITIONAL ROOKIES AND FIRST-YEAR PLAYERS

100 or more rushing yards, recording 749 yards in the last five games alone. Also caught 22 passes for 165 yards with one touchdown. Had 81 all-purpose yards vs. Boston College, including a team-high 56 rushing yards on 11 attempts, including a 32-yard run and also caught two passes for 25 yards, including a 14-yard touchdown reception. Posted first career 100+ yard rushing game with 142 yards on 23 carries vs. Eastern Michigan and caught two passes for 20 yards. In defeat of Connecticut, totaled a career-high in carries (39) with 171 yards rushing and two touchdowns. Had a career-high 177 yards rushing vs. Maine. Finished off a strong campaign with 176 yards rushing, two touchdowns, including the longest of his career (79 yards) in season finale vs. New Mexico State...In a COVID-19 shortened 2020 season, carried 42 times for 115 yards. Season-high 48 yards rushing came on 11 carries (4.4 avg.) at FAU...Transferred to UMass in 2020 from Garden City (Kan.) Community College, where he played from 2018-19...In 2019, totaled 513 rushing yards on 90 carries (5.7 avg.), including six touchdowns...In 2018, played in six games and recorded 327 rushing yards on 69 carries (4.7 avg.) with three touchdowns...Helped team reach National Junior College Athletic Association National Championship Game... Attended Alpharetta (Ga.) HS, where he was a four-position standout and kickoff and punt returner after transferring from King's Ridge (Alpharetta, Ga.) Christian School... All-Conference and All-County selection...Also a star on the basketball team, drawing interest from several major colleges.



### **ANFERNEE ORJI**      **58 | LB**

**Vanderbilt (6-2, 230)**

**NFL Experience: R**

Agreed to terms with New Orleans Saints, 4/30/23...A four-year contributor at linebacker for Vanderbilt, who led the Commodores in tackles for three straight seasons...In 2022 as a senior, he logged 103 tackles, three forced fumbles and returned a fumble 28 yards for a touchdown in a win over Hawaii to capture second-team Phil Steele All-Southeastern Conference honors...In 2021, led team with 93 tackles and 13 tackles for loss, starting all 12 games. Added one sack, one pass break-up, two QB hurries and a forced fumble. Made 13 tackles at Colorado State, most by a Commodore in a game during 2021 campaign. Recorded three tackles for loss in win over UConn, most in a game by a Vandy player that season. Had at least one tackle for loss in eight of 12 games on the year, including six of eight SEC games...In 2020, nine games played and started and recorded 66 tackles, 1.5 tackles for loss, one sack, two pass breakups and one caused fumble. Led the team in tackles. Had career-high 13 tackles, the most for a Commodore in 2020, in home finale vs. Tennessee...In 2019, played in nine games and recorded six tackles and one pass defense, including two stops against Kentucky...Communications and science technology major...Prepped at Rockwall (Texas) HS, where he was a four-star prospect by Rivals and a three-star prospect by ESPN and 247Sports... Recorded 299 tackles and five interceptions in four-year varsity career...94 tackles and pair of interception returns for touchdown as senior co-captain...Varsity letters in football, track and wrestling...Born in Dallas...Full name is Anfernee Chikezie Orji... Two brothers, Alston and Alex. Alston played football for Vanderbilt and Alex is a quarterback at Michigan...Played in school orchestra from fifth to 11th grade...Is of Nigerian-American lineage...Worked at a Subway in high school.





**ALEX PIHLSTROM 65 | OL**

**Illinois (6-6, 305)**

**NFL Experience: R**

Agreed to terms, 4/30/23...Played at the University of Illinois from 2017-22 and appeared in 38 career games with 25 starts along the offensive line for the Illini...As a senior in 2022, started all 13 games at center, as part of the first offensive line in Illinois history to be named a Joe Moore Award finalist (recognizing the nation's top offensive line) and selected All-Big Ten second-team by conference coaches, as well as Academic All-Big Ten for the third time...Played in 12 games with five starts in 2021...Played in all eight games and started two at left guard in 2020, after being awarded a scholarship by head coach Lovie Smith on Nov. 5. Made first career start against Purdue, Oct. 31...Played in one game at tight end in 2019...Graduated with a bachelor's degree in recreation, sport and tourism and pursuing a master's degree in strategic brand communication...2016 All-West Suburban Silver and Academic All-State as a senior at Glenbard West (Glen Ellyn, Ill.) HS, also helping the team to a state title in 2015...Also played basketball and tennis and tennis in high school... Father, Mike, played football at Minnesota from 1984-88...Born on April 28, 1999.



**NEPHI SEWELL**

**45 | LB**

**Utah (6-0, 228)**

**NFL Experience: 1**

Signed to a reserve/future contract, 1/9/23...Re-signed to the practice squad, 12/20/22...Waived, 12/17/22...Standard practice squad elevation, 11/10/22...Signed to the practice squad, 8/13/22...Waived, 8/30/22...Agreed to terms, 5/1/22... Played in four games on special teams for New Orleans in 2022...In three seasons with Utah, Sewell played in 21 games with 17 starts and posted 143 tackles (89 solo) with 13 tackles for loss, three interceptions, two forced fumbles, two fumble recoveries, and four pass breakups...Prior to his time at Utah, Sewell spent two seasons at Nevada, appearing in 23 games with 19 starts and recorded 113 tackles (64 solo) with two interceptions, four pass breakups, a fumble recovery, and a forced fumble...Played in 13 games with 12 starts at linebacker in 2021...Named an AP first-team all-Pac 12 selection...Recorded 89 tackles (54 solo) with an interception and forced fumble. Recorded three games with ten-plus tackles. Had a career best 2.5 tackles for loss against Brigham Young. Had eight tackles in the Rose Bowl vs. sixth-ranked Ohio State...Started all five games in COVID-19 shortened 2020 season at linebacker and earned Pac-12 All-Conference honorable mention honors. Second on the team with 40 tackles (27 solo), two interceptions, two passes defensed, and two fumble recoveries. Posted a career-high 11 tackles, an interception, and a forced fumble against Colorado. Recorded ten tackles with two tackles for loss, an interception, and had first career touchdown off a fumble recovery against Southern California. Had season-high three tackles for a loss and one fumble recovery against Washington State...Arrived as a walk-on before earning a scholarship in 2019 camp and played in three games with a start vs. Texas in Alamo Bowl, where he posted a season-high six stops. Finished the season with 14 tackles (eight solo)...Started 11 games at safety as a sophomore at Nevada in 2018. Finished with 53 tackles (32 solo), one pick, one pass defensed, and a fumble recovery...Played in all 12 games with eight starts as true freshman in 2017. Recorded 58 tackles (32 solo), 4.5 stops

## ADDITIONAL ROOKIES AND FIRST-YEAR PLAYERS

for a loss, three passes defensed, one forced fumble, and one recovery. Earned Nevada's "Hustle Award" for special teams contributions. Had a season-high ten tackles against Washington State... International studies major at Utah...Prepped at Desert Hills (St. George, Utah) HS...A two-time first-team All-State selection... Played running back, cornerback, and was a kick returner in prep days...Helped lead team to state championship as senior...Brothers, Gabriel and Penei, played football at Nevada and Oregon respectively...Penei is a member of the Detroit Lions after getting selected No. 7 overall in the 2021 NFL Draft...Sewell was born in American Samoa and moved to United States in 2012.



PLAYERS

# 2023 ALPHABETICAL ROSTER



PLAYERS

NO.	NAME	POS.	HT.	WT.	BORN	EXP.	COLLEGE	H.S. HOMETOWN
24	ABRAM, Johnathan	S	6-0	205	10/25/96	5	Mississippi State	Columbia, Miss.
29	ADEBO, Paulson	CB	6-1	198	7/3/99	3	Stanford	Mansfield, Texas
0	AMADI, Ugo	S	5-9	201	5/16/97	5	Oregon	Nashville, Tenn.
40	ANDERSON, Nick	LB	5-11	230	1/27/00	R	Tulane	Vicksburg, Miss.
87	BAKER, Kawaan	WR	6-1	215	8/24/98	1	South Alabama	Atlanta, Ga.
47	BARGAS, Jake	FB	6-2	250	11/28/96	1	North Carolina	Boca Raton, Fla.
53	BAUN, Zack	LB	6-3	225	12/30/96	4	Wisconsin	Brown Deer, Wis.
26	BENJAMIN, Eno	RB	5-9	207	4/13/99	3	Arizona State	Wylie, Texas.
84	BOWDEN JR., Lynn	WR	6-1	204	10/14/97	3	Kentucky	Warren, Ohio
90	BRESEE, Bryan	DT	6-5	305	10/6/01	R	Clemson	Damascus, Md.
77	CAGE, Jerron	DL	6-2	305	11/25/98	R	Ohio State	Cincinnati, Ohio
4	CARR, Derek	QB	6-3	215	3/28/91	10	Fresno State	Bakersfield, Calif.
43	CONNELLY, Ryan	LB	6-2	234	10/3/95	4	Wisconsin	Eden Prairie, Minn.
16	COUTEE, Keke	WR	5-11	180	1/14/95	5	Texas Tech	Lufkin, Texas
56	DAVIS, Demario	LB	6-2	248	1/11/89	12	Arkansas State	Brandon, Miss.
80	DAVIS, Shaq	WR	6-5	215	2/8/00	R	South Carolina State	Summerville, S.C.
50	DOWELL, Andrew	LB	6-1	225	11/16/96	4	Michigan State	Lakewood, Ohio
11	EDWARDS, Bryan	WR	6-3	215	11/13/98	4	South Carolina	Conway, S.C.
57	EMILLI, Prince	DT	6-2	300	9/18/98	1	Pennsylvania	Clarkstown, N.Y.
73	EVANS II, Mark	T/G	6-4	295	10/11/99	R	Arkansas-Pine Bluff	Houston, Texas
86	FORRISTALL, Miller	TE	6-5	245	3/11/98	1	Alabama	Cartersville, Ga.
55	FOSKEY, Isaiah	DE	6-5	265	10/30/00	R	Notre Dame	Concord, Calif.
44	FRYE, Adrian	DB	6-0	205	1/21/99	R	Texas Tech	Houston, Texas
5	GILLIKIN, Blake	P	6-2	196	1/21/98	4	Penn State	Atlanta, Ga.
96	GRANDERSON, Carl	DE	6-5	261	12/18/96	5	Wyoming	Sacramento, Calif.
48	GRAY, J.T.	DB	6-0	202	1/18/96	6	Mississippi State	Clarksdale, Miss.
19	GRUPE, Blake	K	5-7	156	11/5/98	R	Notre Dam	Sedalia, Mo.
14	HAENER, Jake	QB	6-1	200	3/10/99	R	Fresno State	Danville, Calif.
39	HEDLEY, Lou	P	6-4	220	6/27/93	R	Miami (Fla.)	Mandurah, Aus.
95	HEFLIN, Jack	DT	6-3	304	3/8/98	2	Iowa	Prophetstown, Ill.
7	HILL, Taysom	TE	6-2	221	8/23/90	7	Brigham Young	Pocatello, Idaho
31	HOWDEN, Jordan	DB	6-0	209	5/14/00	R	Minnesota	San Diego, Calif.
74	HURST, James	T/G	6-5	310	12/17/91	10	North Carolina	Planfield, Ind
52	JACKSON, D'Marco	LB	6-1	233	7/20/98	2	Appalachian State	Spartanburg, S.C.
81	JAMES, Jesse	TE	6-7	261	6/4/94	9	Penn State	Glassport, Pa.
36	JOHNSON, Anthony	DB	6-2	205	6/12/99	R	Virginia	Hollywood, Fla.
28	JOHNSON JR., Lonnie	CB	6-2	213	11/4/95	5	Kentucky	Gary, Ind.
83	JOHNSON, Juwan	TE	6-4	231	9/13/96	4	Oregon	Glassboro, N.J.
94	JORDAN, Cameron	DE	6-4	287	7/10/89	13	California	Chandler, Ariz.
41	KAMARA, Alvin	RB	5-10	215	7/25/95	7	Tennessee	Atlanta, Ga.
66	KIDD, Lewis	OL	6-6	311	9/15/97	2	Montana State	Minneapolis, Minn.
18	KIRKWOOD, Keith	WR	6-3	210	12/26/94	4	Temple	Neptune Township, N.J.
92	KPASSAGNON, Tanoh	DE	6-7	289	6/14/94	7	Villanova	Ambler, Pa.
87	KRULL, Lucas	TE	6-6	260	7/11/98	1	Pittsburgh	Shawnee, Kan.
54	LALOS, Niko	DE	6-5	269	6/25/97	2	Dartmouth	Akron, Ohio
61	LASHLEY, Scott	T	6-7	315	7/13/98	R	Mississippi State	West Point, Miss.
23	LATTIMORE, Marshon	CB	6-0	192	5/20/96	7	Ohio State	Cleveland, Ohio
3	LUTZ, Wil	K	5-11	184	7/7/94	8	Georgia State	Newnan, Ga.
60	MARTIN, Koda	G	6-6	304	8/21/95	2	Syracuse	Manvel, Texas
32	MATHIEU, Tyrann	S	5-9	190	5/13/92	11	Louisiana State	New Orleans, La.
6	MAYE, Marcus	S	6-0	207	3/9/93	7	Florida	Melbourne, Fla.
78	McCOY, Erik	G/C	6-4	303	8/27/97	5	Texas A&M	Lufkin, Texas
33	MERRITT, Kirk	RB	6-1	214	1/5/97	1	Arkansas State	Destrehan, La.
35	MERRIWEATHER, Ellis	RB	6-2	225	4/7/99	R	Massachusetts	Alpharetta, Ga.
25	MILLER, Kendre	RB	6-0	220	6/11/02	R	TCU	Mount Enterprise, Texas
38	MONDAY, Smoke	S	6-3	199	2/19/00	2	Auburn	Atlanta, Ga.
82	MOREAU, Foster	TE	6-4	250	5/6/97	5	Louisiana State	New Orleans, La.
72	NORTON, Storm	T	6-7	317	5/16/94	4	Toledo	Toledo, Ohio
12	OLAVE, Chris	WR	6-0	187	6/27/00	2	Ohio State	San Marcos, Calif.
58	ORJI, Anfernee	LB	6-2	230	10/6/00	R	Vanderbilt	Rockwall, Texas
75	PEAT, Andrus	G/T	6-7	316	11/4/93	9	Stanford	Tempe, Ariz
70	PENNING, Trevor	T	6-7	325	5/15/99	2	Northern Iowa	Mason City, Iowa

# 2023 ALPHABETICAL ROSTER



PLAYERS

NO.	NAME	POS.	HT.	WT.	BORN	EXP.	COLLEGE	H.S. HOMETOWN
17	PERRY, A.T.	WR	6-5	205	10/26/99	R	Wake Forest	Lake Worth, Fla.
65	PHLSTROM, Alex	OL	6-6	305	4/28/99	R	Illinois	Glen Ellyn, Ill.
46	PRENTICE, Adam	FB	6-0	245	1/16/97	3	South Carolina	Clovis, Calif.
37	PRIDE, Troy	DB	5-11	193	1/19/98	3	Notre Dam	Greer, S.C.
71	RAMCZYK, Ryan	T	6-6	314	4/22/94	7	Wisconsin	Stevens Point, Wis.
97	ROACH, Malcolm	DL	6-3	290	6/9/98	4	Texas	Baton Rouge, La.
21	ROBY, Bradley	CB	5-11	194	5/1/92	10	Ohio State	Suwanee, Ga.
51	RUIZ, Cesar	C/G	6-4	316	6/14/99	4	Michigan	Camden, N.J.
64	SALDIVERI, Nick	OL	6-6	316	8/14/00	R	Old Dominion	Monroe, N.C.
99	SAUNDERS, Khalel	DT	6-0	324	8/9/96	5	Western Illinois	St. Louis, Mo.
45	SEWELL, Nephi	LB	6-0	228	12/19/98	1	Utah	St. George, Utah
22	SHAHEED, Rashid	WR/RS	6-0	180	8/31/98	2	Weber State	San Diego, Calif.
93	SHEPHERD, Nathan	DT	6-4	315	1/7/96	6	Fort Hays State	Ajax, Ont. (Ca.)
10	SMITH, Tre'Quan	WR	6-2	210	1/7/96	6	Central Florida	Delray Beach, Fla.
42	SUMMERS, Ty	LB	6-1	241	12/31/95	5	TCU	San Antonio, Texas
1	TAYLOR, Alontae	CB	6-1	199	12/3/98	2	Tennessee	Manchester, Tenn.
13	THOMAS, Michael	WR	6-3	212	3/3/93	8	Ohio State	Woodland Hills, Calif.
76	THROCKMORTON, Calvin	OL	6-5	309	8/16/96	3	Oregon	Bellevue, Wash.
98	TURNER, Payton	DE	6-6	270	1/7/99	3	Houston	Houston Texas.
89	WASHINGTON, James	WR	5-11	213	4/2/96	6	Oklahoma State	Stamford, Texas
20	WERNER, Pete	LB	6-3	242	6/5/98	3	Ohio State	Indianapolis, Ind.
30	WILLIAMS, Jamaal	RB	6-0	224	4/3/95	7	Brigham Young	Fontana, Calif.
2	WINSTON, Jameis	QB	6-4	231	1/6/94	9	Florida State	Hueytown, Ala.
49	WOOD, Zach	LS	6-3	255	1/10/93	7	Southern Methodist	Rowlett, Texas
27	YIADOM, Isaac	CB	6-1	188	2/20/96	6	Boston College	Worcester, Mass.
67	YOUNG, Landon	T	6-7	321	3/30/98	3	Kentucky	Lexington, Ky.
91	ZUNIGA, Jabari	DE	6-3	264	8/19/97	2	Florida	Marietta, Ga.

**HEAD COACH: DENNIS ALLEN.** Assistants: **Clancy Barone** (Tight Ends), **Bob Bicknell** (Senior Offensive Assistant), **Kodi Burns** (Wide Receivers), **Kevin Carberry** (Assistant Offensive Line), **Pete Carmichael** (Offensive Coordinator), **Ronald Curry** (Passing Game Coordinator/Quarterbacks), **Jahri Evans** (Offensive Assistant), **Phil Galiano** (Assistant Special Teams), **Matt Giordano** (Defensive Assistant), **Peter Giunta** (Senior Defensive Assistant), **Todd Grantham** (Defensive Line), **Adam Gristick** (Defensive Assistant), **Michael Hodges** (Linebackers), **Doug Marrone** (Offensive Line), **Michael Martinez** (Assistant to the Head Coach), **Kevin Petry** (Offensive Assistant), **Darren Rizzi** (Assistant Head Coach/Special Teams Coordinator), **Marcus Robertson** (Secondary), **Joel Thomas** (Running Backs), **Jordan Traylor** (Offensive Assistant), **D.J. Williams** (Offensive Assistant), **Joe Woods** (Defensive Coordinator), **Brian Young** (Pass Rush Specialist).



# 2023 NUMERICAL ROSTER

NO.	NAME	POS.	HT.	WT.	AGE	EXP.	COLLEGE	HOW ACQUIRED
0	Ugo AMADI	S	5-9	201	26	5	Oregon	FA-23
1	Alontae TAYLOR	CB	6-1	199	24	2	Tennessee	D2-22
2	Jameis WINSTON	QB	6-4	231	29	9	Florida State	UFA-20 (TB)
3	Wil LUTZ	K	5-11	184	29	8	Georgia State	FA-16
4	Derek CARR	QB	6-3	215	32	10	Fresno State	FA-23
5	Blake GILLIKIN	P	6-2	196	25	4	Penn State	FA-20
6	Marcus MAYE	S	6-0	207	30	7	Florida	UFA-22 (NYJ)
7	Taysom HILL	QB	6-2	221	32	7	Brigham Young	WAI-17 (GB)
10	Tre'Quan SMITH	WR	6-2	210	27	6	Central Florida	D3-18
11	Bryan EDWARDS	WR	6-3	215	24	4	South Carolina	FA-23
12	Chris OLAVE	WR	6-0	207	23	2	Ohio State	D1a-22
13	Michael THOMAS	WR	6-3	212	30	8	Ohio State	D2a-16
14	Jake HAENER	QB	6-1	200	24	R	Fresno State	D-4b-23
15	Kawaan BAKER	WR	6-1	198	24	1	South Alabama	FA-22
16	Keke COUTEE	WR	5-11	180	26	5	Texas Tech	FA-23
17	A.T. PERRY	WR	6-5	205	23	R	Wake Forest	D6-23
18	Keith KIRKWOOD	WR	6-3	210	28	4	Temple	FA-22
19	Blake GRUPE	K	5-7	156	24	R	Notre Dame	FA-23
20	Pete WERNER	LB	6-3	242	25	3	Ohio State	D2-21
21	Bradley ROBY	CB	5-11	194	31	10	Ohio State	TR-21 (Hou.)
22	Rashid SHAHEED	WR/RS	6-0	180	24	2	Weber State	FA-22
23	Marshon LATTIMORE	CB	6-0	192	27	7	Ohio State	D1a-17
24	Johnathan ABRAM	S	6-0	205	26	5	Mississippi State	UFA-23 (SEA)
25	Kendre MILLER	RB	6-0	220	21	R	TCU	D3-23
26	Eno BENJAMIN	RB	5-9	207	24	3	Arizona State	WAI-22 (HOU)
27	Isaac YIADOM	CB	6-1	188	27	6	Boston College	FA-22
28	Lonnie JOHNSON JR.	CB	6-2	213	27	5	Kentucky	UFA-23 (TEN)
29	Paulson ADEBO	CB	6-1	192	24	3	Stanford	D3-21
30	Jamaal WILLIAMS	RB	6-0	224	28	7	Brigham Young	UFA-23 (DET)
31	Jordan HOWDEN	DB	6-0	209	22	R	Minnesota	D5-23
32	Tyrann MATHIEU	S	5-9	190	31	11	Louisiana State	FA-22
33	Kirk MERRITT	RB	6-1	214	26	1	Arkansas State	FA-22
35	Ellis MERRIWEATHER	RB	6-2	225	24	R	Massachusetts	FA-23
36	Anthony JOHNSON	DB	6-2	205	24	R	Virginia	FA-23
37	Troy PRIDE	DB	5-11	193	25	3	Notre Dame	FA-23
38	Smoke MONDAY	S	6-3	199	23	2	Auburn	FA-22
39	Lou HEDLEY	P	6-4	220	30	R	Miami (Fla.)	FA-23
40	Nick ANDERSON	LB	5-11	230	23	R	Tulane	FA-23
41	Alvin KAMARA	RB	5-10	215	28	7	Tennessee	D3a-17
42	Ty SUMMERS	LB	6-1	241	27	5	TCU	FA-22
43	Ryan CONNELLY	LB	6-1	241	27	4	Wisconsin	FA-23
44	Adrian FRYE	DB	6-0	205	24	R	Texas Tech	FA-23
45	Nephi, SEWELL	LB	6-0	228	24	1	Utah	FA-22
46	Adam, PRENTICE	FB	6-0	245	26	3	South Carolina	WAI-21 (Den.)
47	Jake BARGAS	FB	6-2	250	26	1	North Carolina	FA-23
48	J.T. GRAY	DB	6-0	202	27	6	Mississippi State	FA-18
49	Zach WOOD	LS	6-3	255	30	7	Southern Methodist	FA-17
50	Andrew DOWELL	LB	6-1	225	26	4	Michigan State	FA-19
51	Cesar RUIZ	C/G	6-4	316	24	4	Michigan	D1-20
52	D'Marco JACKSON	LB	6-1	233	24	2	Appalachian State	D5-22
53	Zack BAUN	LB	6-3	225	26	4	Wisconsin	D3a-20
54	Niko LALOS	DE	6-5	269	26	2	Dartmouth	FA-23
55	Isaiah FOSKEY	DE	6-5	265	22	R	Notre Dame	D2-23
56	Demario DAVIS	LB	6-2	248	34	12	Arkansas State	UFA-18 (NYJ)
57	Prince EMILI	DT	6-2	300	24	1	Pennsylvania	FA-22
58	Anfernee ORJI	LB	6-2	230	22	R	Vanderbilt	FA-23
60	Koda MARTIN	G	6-6	304	27	2	Syracuse	FA-23
61	Scott LASHLEY	T	6-7	315	24	R	Mississippi State	FA-23
64	Nick SALDIVERI	OL	6-6	316	22	R	Old Dominion	D4a-23
65	Alex PHILSTROM	OL	6-6	305	24	R	Illinois	FA-23
66	Lewis KIDD	OL	6-6	311	25	2	Montana State	FA-22
67	Landon YOUNG	T	6-7	321	25	3	Kentucky	D7-21



**PLAYERS**

# 2023 NUMERICAL ROSTER



NO.	NAME	POS.	HT.	WT.	AGE	EXP.	COLLEGE	HOW ACQUIRED
70	Trevor PENNING	T	6-7	325	24	2	Northern Iowa	D1b-22
71	Ryan RAMCZYK	T	6-6	314	29	7	Wisconsin	D1b-17
72	Storm NORTON	T	6-7	317	29	4	Toledo	UFA-23 (LAC)
73	Mark EVANS II	T/G	6-4	295	23	R	Arkansas-Pine Bluff	FA-23
74	James HURST	G/T	6-5	310	31	10	North Carolina	FA-20
75	Andrus PEAT	G/T	6-7	316	29	9	Stanford	D1a-15
76	Calvin THROCKMORTON	OL	6-5	309	26	3	Oregon	FA-20
77	Jerron CAGE	DL	6-2	305	24	R	Ohio State	FA-23
78	Erik McCOY	G/C	6-4	303	25	5	Texas A&M	D2-19
80	Shaq DAVIS	WR	6-5	215	23	R	South Carolina State	FA-23
81	Jesse JAMES	TE	6-7	261	29	9	Penn State	FA-23
82	Foster MOREAU	TE	6-4	250	26	5	Louisiana State	FA-23
83	Juwan JOHNSON	TE	6-4	231	26	4	Oregon	FA-20
84	Lynn BOWDEN JR.	WR	6-1	204	25	3	Kentucky	FA-23
86	Miller FORRISTALL	TE	6-5	245	25	1	Alabama	FA-23
87	Lucas KRULL	TE	6-6	260	24	1	Pittsburgh	FA-22
89	James WASHINGTON	WR	5-11	213	27	5	Oklahoma State	FA-23
90	Bryan BREESEE	DT	6-5	305	21	R	Clemson	D1-23
91	Jabari ZUNIGA	DE	6-3	264	25	2	Florida	FA-22
92	Tanoh KPASSAGNON	DE	6-7	289	29	7	Villanova	UFA-21 (KC)
93	Nathan SHEPHERD	DT	6-4	315	29	6	Fort Hayes State	UFA-23 (NYJ)
94	Cameron JORDAN	DE	6-4	287	34	13	California	D1a-11
95	Jack HEFLIN	DT	6-3	304	25	2	Iowa	FA-23
96	Carl GRANDERSON	DE	6-5	261	26	5	Wyoming	FA-19
97	Malcolm ROACH	DL	6-3	290	25	4	Texas	FA-20
98	Payton TURNER	DT	6-6	270	24	3	Houston	D1-21
99	Khalen SAUNDERS	DT	6-0	324	26	5	Western Illinois	UFA-23 (KC)

**HEAD COACH:** DENNIS ALLEN. **Assistants:** Clancy Barone (Tight Ends), Bob Bicknell (Senior Offensive Assistant), Kodi Burns (Wide Receivers), Kevin Carberry (Assistant Offensive Line), Pete Carmichael (Offensive Coordinator), Ronald Curry (Passing Game Coordinator/Quarterbacks), Jahri Evans (Offensive Assistant), Phil Galiano (Assistant Special Teams), Matt Giordano (Defensive Assistant), Peter Giunta (Senior Defensive Assistant), Todd Grantham (Defensive Line), Adam Gristick (Defensive Assistant), Michael Hodges (Linebackers), Doug Marrone (Offensive Line), Michael Martinez (Assistant to the Head Coach), Kevin Petry (Offensive Assistant), Darren Rizzi (Assistant Head Coach/Special Teams Coordinator), Marcus Robertson (Secondary), Joel Thomas (Running Backs), Jordan Traylor (Offensive Assistant), D.J. Williams (Offensive Assistant), Joe Woods (Defensive Coordinator), Brian Young (Pass Rush Specialist).

## HOW THE SAINTS WERE BUILT

### 2011 (1)

#### DRAFT

DE Cameron Jordan (1a)

### 2015 (1)

#### DRAFT

T Andrus Peat (1a)

### 2016 (2)

#### DRAFT

WR Michael Thomas (2a)

#### FREE AGENTS

K Wil Lutz (FA)

### 2017 (5)

#### DRAFT

CB Marshon Lattimore (1a)

T Ryan Ramczyk (1b)

RB Alvin Kamara (3a)

#### FREE AGENTS

LS Zach Wood (FA)

#### WAIVERS

QB Taysom Hill (GB)

### 2018 (3)

#### DRAFT

WR Tre'Quan Smith (3)

#### FREE AGENTS

LB Demario Davis (UFA-NYJ)

DB J.T. Gray (Rookie FA)

# HOW THE SAINTS WERE BUILT



PLAYERS

## 2019 (3)

### DRAFT

C Erik McCoy (2)

### FREE AGENTS

LB Andrew Dowell (FA)  
DE Carl Granderson (Rookie FA)

## 2020 (8)

### DRAFT

C Cesar Ruiz (1)  
LB Zack Baun (3)

### FREE AGENTS

P Blake Gillikin (Rookie FA)  
OL James Hurst (FA)  
TE Juwan Johnson (Rookie FA)  
DL Malcolm Roach (Rookie FA)  
OL Calvin Throckmorton (Rookie FA)  
QB Jameis Winston (UFA-TB)

## 2021 (7)

### DRAFT

DE Payton Turner (1)  
LB Pete Werner (2)  
CB Paulson Adebó (3)  
T Landon Young (6)

### FREE AGENTS

DE Tanoah Kpassagnon (UFA-KC)

### WAIVERS

FB Adam Prentice (DEN)

### TRADES

CB Bradley Roby (HOU)

## 2022 (19)

### DRAFT

WR Chris Olave (1a)  
T Trevor Penning (1b)  
CB Alontae Taylor (2)  
LB D'Marco Jackson (5a)

### FREE AGENTS

WR Kawaan Baker (FA)  
DT Prince Emili (FA)  
OL Lewis Kidd (Rookie FA)  
WR Keith Kirkwood (FA)  
TE Lucas Krull (Rookie FA)  
S Tyrann Mathieu (FA)  
S Marcus Maye (UFA-NYJ)  
WR Kirk Merritt (FA)  
S Smoke Monday (Rookie FA)  
LB Nephi Sewell (Rookie FA)  
WR/RS Rashid Shaheed (Rookie FA)  
LB Ty Summers (FA)  
CB Isaac Yiadom (FA)  
DE Jabari Zuniga (FA)

### WAIVERS

RB Eno Benjamin (HOU)

## 2023 (40)

### DRAFT

DT Bryan Bresee (1)  
DE Isaiah Foskey (2)  
RB Kendre Miller (3)

OL Nick Saldiveri (4a)  
QB Jake Haener (4b)  
DB Jordan Howden (5)  
WR A.T. Perry (6)

### FREE AGENTS

S Johnathan Abram (UFA-SEA)  
S Ugo Amadi (FA)  
LB Nick Anderson (Rookie FA)  
FB Jake Bargas (Rookie FA)  
WR Lynn Bowden Jr. (FA)  
DL Jerron Cage (Rookie FA)  
QB Derek Carr (FA)  
LB Ryan Connelly (FA)  
WR Keke Coutee (FA)  
WR Shaq Davis (FA)  
WR Bryan Edwards (FA)  
OL Mark Evans II (Rookie FA)  
TE Miller Forristall (FA)  
DB Adrian Frye (Rookie FA)  
K Blake Grupe (Rookie FA)  
P Lou Hedley (Rookie FA)  
DL Jack Heflin (FA)  
DB Anthony Johnson (Rookie FA)  
CB Lonnie Johnson Jr. (UFA-TEN)  
DE Niko Lalos (FA)  
OL Scott Lashley (Rookie FA)  
OL Koda Martin (FA)  
RB Ellis Merriweather (Rookie FA)  
TE Foster Moreau (FA)  
T Storm Norton (UFA-LAC)  
OL Alex Pihlstrom (FA)  
DT Khalen Saunders (UFA-KC)  
DT Nathan Shepherd (UFA-NYJ)  
RB Jamaal Williams (UFA-DET)  
WR James Washington (FA)



NEW ORLEANS SAINTS

# REVIEW



NEW ORLEANS

SAINTS

SAINTS

NEW ORLEANS

SAINTS

SAINTS

SAINTS



# 2022 NFL SEASON IN REVIEW



## 2022 NFL STANDINGS

### NATIONAL FOOTBALL CONFERENCE

#### NFC East

	W	L	T	PCT.	PTS.	PA
Philadelphia	14	3	0	.824	477	344
Dallas	12	5	0	.706	467	342
New York Giants	9	7	1	.559	365	371
Washington	8	8	1	.500	321	343

#### NFC North

	W	L	T	PCT.	PTS.	PA
Minnesota	13	4	0	.765	424	427
Detroit	9	8	0	.529	453	427
Green Bay	8	9	0	.471	370	371
Chicago	3	14	0	.176	326	463

#### NFC South

	W	L	T	PCT.	PTS.	PA
Tampa Bay	8	9	0	.471	313	358
Carolina	7	10	0	.412	347	374
<b>New Orleans</b>	<b>7</b>	<b>10</b>	<b>0</b>	<b>.412</b>	<b>330</b>	<b>345</b>
Atlanta	7	10	0	.412	365	386

#### NFC West

	W	L	T	PCT.	PTS.	PA
San Francisco	13	4	0	.765	450	277
Seattle	9	8	0	.529	407	401
L.A. Rams	5	12	0	.294	307	384
Arizona	4	13	0	.235	340	449

### AMERICAN FOOTBALL CONFERENCE

#### AFC East

	W	L	T	PCT.	PTS.	PA
Buffalo	13	3	0	.813	455	286
Miami	9	8	0	.529	397	399
New England	8	9	0	.471	364	347
New York Jets	7	10	0	.412	296	316

#### AFC North

	W	L	T	PCT.	PTS.	PA
Cincinnati	12	4	0	.750	418	322
Baltimore	10	7	0	.588	350	315
Pittsburgh	9	8	0	.529	308	346
Cleveland	7	10	0	.412	361	381

#### AFC South

	W	L	T	PCT.	PTS.	PA
Jacksonville	9	8	0	.529	404	350
Tennessee	7	10	0	.412	298	359
Indianapolis	4	12	1	.265	289	427
Houston	3	13	1	.206	289	420

#### AFC West

	W	L	T	PCT.	PTS.	PA
Kansas City	14	3	0	.824	496	369
L.A. Chargers	10	7	0	.588	391	384
Las Vegas	6	11	0	.353	395	418
Denver	5	12	0	.294	287	359

FOOTBALL

## 2022 NFL POSTSEASON RESULTS



#### NFC WILD CARD PLAYOFF GAMES

San Francisco 49ers 41, Seattle Seahawks 23  
 Jacksonville Jaguars 31, Los Angeles Chargers 30  
 Dallas Cowboys 31, Tampa Bay Buccaneers 14

#### AFC WILD CARD PLAYOFF GAMES

Buffalo Bills 34, Miami Dolphins 31  
 Cincinnati Bengals 24, Baltimore Ravens 17  
 New York Giants 31, Minnesota Vikings 24



#### NFC DIVISIONAL PLAYOFF GAMES

Philadelphia Eagles 38, New York Giants 7  
 San Francisco 49ers 19, Dallas Cowboys 12

#### AFC DIVISIONAL PLAYOFF GAMES

Kansas City Chiefs 27, Jacksonville Jaguars 20  
 Cincinnati Bengals 27, Buffalo Bills 10



#### NFC CHAMPIONSHIP GAME

Philadelphia Eagles 31, San Francisco 49ers 7



#### AFC CHAMPIONSHIP GAME

Kansas City Chiefs 23, Cincinnati Bengals 20



#### SUPER BOWL LVII

Kansas City Chiefs 38, Philadelphia Eagles 35

# REGULAR SEASON FINAL STATISTICS

## 2022 RECORD: 7-10 FINISH: 3RD-NFC SOUTH

Date	W/L	Score	Opponent	Attendance	SCORING	TD	Ru	Pa	Rt	PAT	FG	S	PTS	- INTERCEPTIONS	NO.	YDS	AVG	LONG	TD		
09/11	W	27-26	at Atlanta	70,078	Lutz	0	0	0	0	33/33	23/31	0	102	Mathieu	3	44	14.7	41	0		
09/18	L	10-20	Tampa Bay	70,040	Hill	9	7	2	0	0	0	54	Sorenson	2	50	25.0	36	0			
09/25	L	14-22	at Carolina	70,496	J. Johnson	7	0	7	0	0	0	42	Lattimore	1	12	12.0	12t	1			
10/2	L	25-28	Minnesota	60,639	Olave	4	0	4	0	0	0	26	D. Davis	1	4	4.0	4	0			
10/9	W	39-32	Seattle	70,003	Kamara	4	2	2	0	0	0	24	Saints	7	110	15.7	41	1			
10/16	L	26-30	Cincinnati	70,004	Shaheed	3	1	2	0	0	0	18	Opponents	14	246	17.6	68t	3			
10/20	L	34-42	at Arizona	63,290	Thomas	3	0	3	0	0	0	18									
10/30	W	24-0	Las Vegas	70,009	Ingram	1	1	0	0	0	0	8	PUNTING	No.	Yds	Avg	Net	TB	Ln	Lg	B
11/7	L	13-27	Baltimore	70,010	Landry	1	0	1	0	0	0	8	Gillikin	77	3571	46.4	41.5	7	32	68	0
11/13	L	29-40	at Pittsburgh	66,544	Callaway	1	0	1	0	0	0	6	Saints	77	3571	46.4	41.5	7	32	68	0
11/20	W	27-20	L.A. Rams	70,025	Lattimore	1	0	1	0	0	0	6	Opponents	80	3563	44.5	40.5	4	36	67	0
11/27	L	0-13	at San Francisco	71,275	Murray	1	1	0	0	0	0	6									
12/5	L	16-17	at Tampa Bay	68,709	T. Smith	1	0	1	0	0	0	6	PUNT RET.	Ret	FC	Yds	Avg	Long	TD		
12/18	W	21-18	Atlanta	70,041	Trautman	1	0	1	0	0	0	6	Shaheed	20	25	193	9.7	42	0		
12/24	W	17-10	at Cleveland	67,431	Saints	37	12	24	1	33/33	23/31	0	330	Harty	3	7	8	2.7	12	0	
1/1	W	20-10	at Philadelphia	69,796	Opponents	36	14	27	5	27/30	32/35	0	345	Callaway	2	4	25	12.5	21	0	
1/8	L	7-10	Carolina	70,118	2-Pt. Conversions: Saints: 3/4, Opponents: 3/6									Landry	2	1	17	8.5	14	0	
														Saints	27	37	243	9.0	42	0	
														Opponents	26	25	232	8.9	23	0	

TEAM STATISTICS	N.O.	OPP	SACKS:	Jordan 8.5, Ellis 7.0, D. Davis 6.5, Granderson 5.5, Onyemata 5.0, Street 3.5, J. Gray 2.5, Kpassagnon 2.0, Turner 2.0, Tuttle, 2.0, Harris 1.0, Mathieu 1.0, Roach 1.0, Davenport 0.5	KICKOFF RET.	No.	Yds	AVG	LONG	TD
Total First Downs	305	319				14	320	22.8	31	0
Rushing	103	122				6	137	22.8	33	0
Passing	181	159				4	69	17.3	24	0
Penalty	21	38				3	69	23.0	26	0
3rd Down: Made/Att	88/219	97/233				23	520	22.6	37	0
3rd Down Pct.	40.2	41.6								
4th Down: Made/Att	4/11	8/19								
4th Down Pct.	36.4	42.1								
POSSESSION AVG.	29:31	30:29								
TOTAL NET YARDS	5674	5352								
Avg. Per Game	333.8	314.8								
Total Plays	1015	1076								
Avg. Per Play	5.6	5.0								
NET YARDS RUSHING	1982	2218								
Avg. Per Game	116.6	130.5								
Total Rushes	465	492								
NET YARDS PASSING	3692	3134								
Avg. Per Game	217.2	184.4								
Sacked/Yards Lost	38/277	48/279								
Gross Yards	3969	3413								
Att./Completions	512/338	536/322								
Completion Pct.	66.0	60.1								
Had Intercepted	14	7								
PUNTS/AVERAGE	77/46.4	80/44.5								
NET PUNTING AVG.	41.5	40.5								
PENALTIES/YARDS	99/841	92/798								
FUMBLES/BALL LOST	23/11	18/7								
TOUCHDOWNS	37	36								
Rushing	12	14								
Passing	24	17								
Returns	1	5								

SCORE BY PERIODS	Q1	Q2	Q3	Q4	OT	PTS
Saints	65	90	78	97	0	330
Opponents	64	103	57	121	0	345

RECEIVING	No.	Yds	Avg	LONG	TD
Olave	72	1042	14.5	53t	4
Kamara	57	490	8.6	54	2
J. Johnson	42	508	12.1	41t	7
Shaheed	28	488	17.4	68t	2
Landry	25	272	10.9	40	1
T. Smith	19	278	14.6	48	1
Trautman	18	207	11.5	22t	1
Thomas	16	171	10.7	21	3
Callaway	16	158	9.9	33	1
Ingram	16	68	4.3	11	0
Hill	9	77	8.6	30t	2
D. Johnson	4	47	11.8	21	0
Prentice	3	9	3.0	4	0
White	2	74	37.0	64	0
Kirkwood	2	18	9.0	14	0
Harty	2	13	6.5	9	0
Vannett TM	2	13	6.5	8	0
Jones TM	2	12	6.0	7	0
Benjamin TM	1	9	9.0	9	0
Murray TM	1	8	8.0	8	0
Washington	1	7	7.0	7	1
Saints	338	3969	11.7	68t	24
Opponents	322	3413	10.6	78t	17

PASSING	Att	Cmp	Yds	Cmp%	Yds/Att	TD	TD%	Int	Int%	Long	Sack/Lost	Rating
Dalton	378	252	2871	66.7	7.60	18	4.8	9	2.4	64	25/189	95.2
J. Winston	115	73	858	63.5	7.46	4	3.5	5	4.3	51	11/74	79.5
Hill	19	13	240	68.4	12.6	2	10.5	0	0.0	68t	2/14	146.3
Saints	512	338	3969	66.0	7.7	24	4.7	14	2.7	68t	38/277	93.6
Opponents	536	322	3413	60.1	6.4	17	3.2	7	1.3	78t	48/279	83.8

# 2022 DEFENSIVE STATISTICS



FOOTBALL

Name	Regular Defensive Plays									Special Teams				MISC				
	SOLO	AST	TOT	SACK / YDS	INT	PD	FF	FR	FR	TKL	AST	FF	FR	BL	TKL	AST	FF	FR
DEMARIO DAVIS	53	56	109	6.5	41.5	1	6	0	1	0	0	0	0	0	0	0	0	0
TYRANN MATHIEU	64	27	91	1.0	0.0	3	8	1	1	0	0	0	0	0	0	0	0	0
PETE WERNER	55	24	79	0.0	0.0	0	3	2	0	1	0	0	0	0	0	0	0	0
KADEN ELLIS	41	33	74	7.0	41.5	0	2	2	0	2	2	0	0	0	0	0	0	0
CAMERON JORDAN	40	26	66	8.5	67.5	0	2	2	0	0	0	0	0	0	0	0	0	0
MARCUS MAYE	42	18	60	0.0	0.0	0	2	1	0	0	0	0	0	0	0	0	0	0
PAULSON ADEBO	51	9	60	0.0	0.0	0	7	0	0	0	0	0	0	0	0	0	0	0
CARL GRANDERSON	30	23	53	5.5	33.5	0	0	0	1	0	0	0	0	0	0	0	0	0
SHY TUTTLE	26	23	49	2.0	5.5	0	3	0	0	0	0	0	0	0	0	0	0	0
ALONTAE TAYLOR	38	7	45	0.0	0.0	0	11	0	0	1	0	0	0	0	0	0	0	0
DAVID ONYEMATA	25	18	43	5.0	26.5	0	1	0	1	0	0	0	0	0	0	0	0	0
BRADLEY ROBY	29	7	36	0.0	0.0	0	5	0	2	0	0	0	0	0	0	0	0	0
CHRIS HARRIS JR.	26	3	29	1.0	4.0	0	3	1	0	0	0	0	0	0	0	0	0	0
MARSHON LATTIMORE	20	9	29	0.0	0.0	1	4	0	0	0	0	0	0	0	0	0	0	0
MARCUS DAVENPORT	16	13	29	0.5	3.5	0	0	0	0	0	0	0	0	0	0	0	0	0
KENTAVIUS STREET	13	16	29	3.5	12.0	0	1	0	0	0	0	0	0	0	0	0	0	0
TANOAH KPASSAGNON	15	13	28	2.0	13.0	0	0	0	0	0	0	0	0	0	0	0	0	0
MALCOLM ROACH	14	12	26	1.0	3.0	0	0	0	0	0	0	0	0	0	0	0	0	0
JUSTIN EVANS	15	11	26	0.0	0.0	0	2	1	0	2	0	0	0	0	0	0	0	0
P.J. WILLIAMS	17	9	26	0.0	0.0	0	2	0	0	0	0	0	0	0	0	0	0	0
DANIEL SORENSEN	10	7	17	0.0	0.0	2	3	0	1	5	3	0	0	0	0	0	0	0
PAYTON TURNER	11	5	16	2.0	15.0	0	0	0	0	0	0	0	0	1	0	0	0	0
ZACK BAUN	6	2	8	0.0	0.0	0	0	0	0	5	3	0	0	0	0	0	0	0
J.T. GRAY	2	3	5	2.5	12.5	0	0	0	0	7	5	0	0	0	0	0	0	0
CHASE HANSEN	2	1	3	0.0	0.0	0	0	0	0	3	3	0	0	0	0	0	0	0
JABARI ZUNIGA	2	0	2	0	0	0	0	0	0	0	0	0	0	0	0	0	0	0
CHRISTIAN RINGO	0	1	1	0	0	0	0	0	0	0	0	0	0	0	0	0	0	0
DWAYNE WASHINGTON	0	1	1	0	0	0	0	0	0	0	0	0	0	0	0	0	0	0
TY SUMMERS	0	0	0	0	0	0	0	0	0	2	0	0	0	0	0	0	0	0
CESAR RUIZ	0	0	0	0	0	0	0	0	0	0	0	0	0	0	1	0	0	0
ADAM PRENTICE	0	0	0	0	0	0	0	0	0	3	0	0	0	0	0	0	0	0
ANDREW DOWELL	0	0	0	0	0	0	0	0	0	4	3	2	0	0	0	0	0	0
BRYCE THOMPSON	0	0	0	0	0	0	0	0	0	0	2	0	0	0	0	0	0	0
ADAM TRAUTMAN	0	0	0	0	0	0	0	0	0	0	0	0	1	0	0	0	0	0
JAMES HURST	0	0	0	0	0	0	0	0	0	0	0	0	0	0	1	0	0	0
CHRIS OLAVE	0	0	0	0	0	0	0	0	0	0	0	0	0	0	3	0	0	0
ZACH WOOD	0	0	0	0	0	0	0	0	0	2	2	0	0	0	0	0	0	0
JUWAN JOHNSON	0	0	0	0	0	0	0	0	0	0	1	0	0	0	0	0	0	0
KEVIN WHITE	0	0	0	0	0	0	0	0	0	0	2	0	0	0	1	0	0	0
CALVIN THROCKMORTON	0	0	0	0	0	0	0	0	0	0	0	0	0	0	1	0	0	0
JARVIS LANDRY	0	0	0	0	0	0	0	0	0	0	0	0	0	0	1	0	0	1
ALVIN KAMARA	0	0	0	0	0	0	0	0	0	0	0	0	0	0	0	0	0	1
ISAAC YIADOM	0	0	0	0	0	0	0	0	0	2	0	0	0	0	0	0	0	0
TAYSOM HILL	0	0	0	0	0	0	0	0	0	0	0	0	0	0	0	0	0	1
ERIK MCCOY	0	0	0	0	0	0	0	0	0	0	0	0	0	0	1	1	1	0
JAMEIS WINSTON	0	0	0	0	0	0	0	0	0	0	0	0	0	0	0	0	0	2
TRE'QUAN SMITH	0	0	0	0	0	0	0	0	0	0	0	0	0	0	2	0	0	0
ANDY DALTON	0	0	0	0	0	0	0	0	0	0	0	0	0	0	0	1	0	4
TOTALS	663	377	1040	48	279	7	65	9	6	39	26	2	1	1	8	0	1	2

Defense: TKL: tackle, AST: assist, TOT: total, INT: interception, PD: pass defense, FF: forced fumble, FR: fumble recovery. Special Teams: BL: kicks blocked.

# 2022 GAME BY GAME SAINTS



## FOOTBALL

Game	1st Downs			Offense			Net Rushing			Net Passing			Fumb.			Pen.			Punts			Returns			TDS			PAT		FG		TOP						
	Pts	T	R	Pa	Att	Yds	Avg	Att	Yds	Avg	Att	Com	Yds	TD	Int	Sk	Yds	#	Lst	#	Yds	#	Yds	Avg	P	Yds	KO	Yds	Int	Yds	Ru	Pa	Ret	M/A	M/A	M/A		
@ATL	27	18	5	12	57	385	6.9	19	151	7.9	34	23	234	2	0	4	35	1	1	8	99	5	272	54.4	1	12	0	0	0	0	1	2	0	1/1	2/3	1/2	26:16	
TB	10	18	6	9	66	308	4.7	20	100	5.0	40	25	208	1	3	6	28	4	2	9	60	5	218	43.6	1	-6	2	65	0	0	0	1	0	1/1	1/1	0/0	30:18	
@CAR	14	19	4	14	64	426	6.7	22	84	6.7	41	25	342	1	2	1	11	3	1	7	58	6	285	47.5	2	17	3	56	0	0	1	1	0	2/2	0/2	0/0	29:50	
MIN	25	19	8	11	57	338	5.9	27	111	4.1	28	20	227	1	0	2	9	2	2	10	102	4	194	48.5	1	2	2	41	1	3	2	1	0	2/2	1/2	1/1	27:47	
SEA	39	26	14	9	74	438	5.9	48	235	4.9	25	17	203	2	1	1	6	2	1	6	57	4	189	47.3	2	25	5	100	0	0	3	2	0	4/4	1/1	1/1	37:35	
CIN	26	22	9	12	71	399	5.6	34	228	6.7	36	19	171	1	0	1	7	0	0	4	34	3	149	49.7	1	6	1	20	0	0	1	1	0	2/2	4/4	0/0	32:14	
@ARI	34	25	7	17	71	494	7.0	22	85	3.9	49	32	409	4	3	0	0	0	0	8	49	2	94	47.0	2	28	1	23	0	0	0	4	0	4/4	2/2	0/0	29:02	
LV	24	22	9	12	63	367	5.8	32	136	4.3	31	23	231	2	0	0	0	0	0	5	27	2	80	40.0	2	15	0	0	1	0	1	2	0	3/3	1/2	0/0	34:51	
BAL	13	13	2	10	49	243	5.0	15	48	3.2	30	20	195	1	1	4	28	0	0	5	40	5	232	46.4	1	8	2	33	0	0	0	1	0	1/1	2/2	0/0	22:13	
@PIT	10	10	1	8	45	186	4.1	15	29	1.9	28	17	157	1	2	2	17	2	0	10	74	5	259	51.8	0	0	4	93	0	0	0	1	0	1/1	1/1	0/0	21:04	
LAR	27	19	4	14	56	323	5.8	24	88	3.7	28	22	235	3	0	4	39	0	0	2	15	5	239	47.8	4	40	0	0	0	0	0	3	0	3/3	2/2	0/0	31:07	
@SF	0	14	4	8	53	260	4.9	22	63	2.9	30	18	197	0	1	7	2	2	6	46	4	183	45.8	2	18	3	60	0	0	0	0	0	0/0	0/1	0/0	25:10		
@TB	16	14	1	12	56	298	5.3	25	66	2.6	29	21	232	1	0	2	18	2	0	6	43	6	262	43.7	2	59	1	30	1	4	0	1	0	1/1	3/3	0/0	29:55	
ATL	21	17	6	11	55	348	6.3	34	134	3.9	19	13	214	3	0	2	17	2	1	6	46	4	181	45.3	2	1	0	0	0	0	0	3	0	3/3	0/0	0/0	29:04	
@CLE	17	14	8	5	54	244	4.5	39	152	3.9	15	8	92	0	1	0	0	2	0	2	15	6	254	42.3	1	0	2	47	1	36	2	0	0	2/2	1/1	0/0	29:14	
@PHI	20	19	8	10	66	313	4.7	35	129	3.7	24	20	164	0	1	7	45	0	0	3	20	6	256	42.7	3	18	1	27	1	12	1	0	1	2/2	2/2	0/0	37:04	
CAR	7	16	7	7	58	304	4.5	32	143	4.5	25	15	161	1	0	1	10	1	1	2	15	5	224	44.8	0	0	0	0	2	55	0	1	0	1/1	0/2	0/0	29:05	
Totals	300	305	103	181	21	1015	5674	5.6	465	1962	4.3	502	338	3692	24	14	38	277	23	11	99	800	77	3571	46.4	27	243	27	595	7	110	12	24	1	3303	23/31	3/4	29:31



# 2022 GAME BY GAME OPPONENTS



Game	1st Downs				Offense				Net Rushing				Net Passing				Fumb.			Pen.			Returns				TDS			PAT			FG			TOP				
	T	R	Pa	Pe	Att	Yds	Avg	Sk	Att	Com	Yds	TD	Int	Sk	Yds	#	Lst	#	Yds	#	Yds	Avg	P	Yds	KO	Yds	Int	Yds	Ru	Pa	Ret	M/A	M/A	M/A	M/A	M/A	M/A			
@ATL	26	13	8	5	71	416	5.9	38	201	59	33	20	215	0	0	0	3	2	8	55	4	180	45.0	3	42	0	0	0	0	2	0	0	2/2	4/5	0/0	33/44				
TB	20	13	8	4	65	260	4.0	30	72	2.4	34	18	188	1	0	1	2	1	8	101	6	229	38.2	2	17	1	14	3	92	0	1	1	2/2	2/2	0/0	29/42				
@CAR	22	12	7	5	59	293	5.0	31	145	4.7	25	12	148	1	0	3	22	0	4	40	6	281	46.8	3	22	2	54	2	0	0	1	1	1/1	3/3	0/1	30/10				
MIN	28	23	3	15	67	344	5.1	25	81	3.2	39	26	263	1	3	23	0	0	5	35	3	126	42.0	2	23	2	53	0	0	1	1	0	1/2	5/5	0/0	32/13				
SEA	32	15	4	9	49	396	8.1	21	151	7.2	25	16	245	3	0	3	23	2	12	85	5	233	46.6	0	0	1	21	1	0	1	3	0	2/3	2/2	0/1	22/25				
CIN	30	21	7	13	54	348	6.4	14	75	5.4	37	28	273	3	0	3	27	1	3	30	3	131	43.7	2	33	3	62	0	0	1	3	0	3/3	1/1	0/1	27/46				
@ARI	42	21	9	3	60	326	5.4	29	137	4.7	29	20	189	1	0	2	15	2	4	20	5	177	44.3	0	0	2	48	3	94	2	1	2	2/3	2/2	2/2	30/58				
LV	0	13	2	9	56	183	3.3	13	38	3.3	39	23	145	0	1	4	28	0	6	59	5	229	45.8	1	3	2	42	0	0	0	0	0	0/0	0/0	0/0	25/09				
BAL	27	23	14	7	65	319	4.9	40	188	4.7	22	12	131	1	0	3	2	1	0	5	4	193	48.3	0	0	1	9	1	5	2	1	0	3/3	2/2	0/0	37/47				
@PIT	20	28	13	9	79	379	4.8	43	217	5.0	30	18	162	0	0	6	37	1	0	3	40	3	123	41.0	1	3	1	27	2	2	2	0	0	2/2	2/4	0/0	38/56			
LAR	20	17	7	10	62	336	5.4	30	148	4.9	28	16	188	2	0	4	35	0	6	55	6	286	47.7	2	14	1	34	0	0	0	2	0	2/2	2/2	0/0	28/53				
@SF	13	21	6	12	67	317	4.7	29	96	3.3	37	26	221	1	0	1	1	0	0	7	64	4	175	43.8	2	18	0	0	0	0	1	0	1	1/1	2/2	0/0	34/50			
@TB	17	25	4	19	75	350	4.7	20	76	3.8	54	36	274	2	1	1	7	1	4	39	5	247	49.4	2	20	1	25	0	0	0	2	0	2/2	1/1	0/0	30/05				
ATL	18	21	13	6	69	320	4.6	39	231	5.9	26	13	89	0	0	4	8	1	3	30	5	208	41.6	2	13	1	3	0	0	2	0	0	1/1	1/1	1/1	30/56				
CLE	10	15	7	7	67	249	3.7	34	124	3.7	31	15	125	0	1	2	10	0	4	45	5	213	42.6	2	15	3	95	1	40	1	0	0	1/1	1/1	0/0	30/46				
@PHI	10	11	2	9	53	313	5.9	15	67	4.5	32	18	246	1	1	6	28	2	0	8	49	6	251	41.8	1	7	1	15	1	13	0	1	0	1/1	1/1	0/0	22/56			
CAR	10	14	10	4	58	203	3.5	41	171	4.2	15	5	32	0	2	2	11	3	0	2	0	6	281	46.8	1	2	1	18	0	0	0	1	1	1/1	1/1	0/0	30/55			
Totals	345	319	122	159	38	1076	5.52	5.0	492	22/18	4.5	536	322	3134	17	7	48	279	18	7	92	798	80	3563	44.5	26	252	23	520	14	246	14	17	5	2629	30/35	3/6	30/29		

# 2022 GAME BY GAME STARTERS



## FOOTBALL

OFFENSE		WR	LT	LG	C	RG	RT	TE	WR	QB	RB	FB
Date	Opp.	Thomas	Hurst	Peat	McCoy	Ruiz	Ramczyk	Trautman	Landy	Winston	Kamara	Hill (TE)
9/11	@ATL	Thomas	Hurst	Peat	McCoy	Ruiz	Ramczyk	Trautman	Roby	Winston	Ingram II	Prentice
9/18	TB	Thomas	Hurst	Peat	McCoy	Ruiz	Ramczyk	Trautman	Smith	Winston	Kamara	J. Johnson (TE)
9/25	@CAR	Thomas	Hurst	Peat	McCoy	Ruiz	Ramczyk	Trautman	Callaway	Dalton	Kamara	Holtz (TE)
10/2	MIN	Olave	Hurst	Throckmorton	McCoy	Ruiz	Ramczyk	Trautman	Olave	Dalton	Kamara	Holtz (TE)
10/9	SEA	Kirkwood	Hurst	Peat	McCoy	Ruiz	Ramczyk	Trautman	Callaway	Dalton	Kamara	J. Johnson (TE)
10/16	CIN	Smith	Hurst	Throckmorton	McCoy	Ruiz	Ramczyk	J. Johnson	Callaway	Dalton	Kamara	Hill (TE)
10/20	@ARI	Olave	Hurst	Peat	McCoy	Ruiz	Ramczyk	J. Johnson	Callaway	Dalton	Kamara	Shaeheed (WR)
10/30	LV	Olave	Hurst	Peat	McCoy	Ruiz	Ramczyk	J. Johnson	Smith	Dalton	Kamara	White (WR)
11/7	BAL	Olave	Hurst	Peat	McCoy	Ruiz	Ramczyk	J. Johnson	Hill (TE)	Dalton	Kamara	J. Johnson (TE)
11/13	@PIT	White	Hurst	Kidd	Andrews	Ruiz	Ramczyk	Trautman	Hill (TE)	Dalton	Kamara	White (WR)
11/20	LAR	Landy	Young	Throckmorton	Andrews	Ruiz	Ramczyk	Trautman	J. Johnson (TE)	Dalton	Kamara	Hill (TE)
11/27	@SF	Olave	Hurst	Peat	Andrews	Ruiz	Ramczyk	Trautman	Landy	Dalton	Kamara	Hill (TE)
12/5	@TB	Smith	Hurst	Peat	Ruiz	Throckmorton	Ramczyk	Trautman	Shaeheed	Dalton	Kamara	Hill (TE)
12/18	ATL	Olave	Hurst	Peat	McCoy	Ruiz	Ramczyk	Trautman	Shaeheed	Dalton	Kamara	Hill (TE)
12/24	@CLE	Smith	Hurst	Peat	McCoy	Ruiz	Ramczyk	Trautman	Shaeheed	Dalton	Prentice	J. Johnson (TE)
1/1	@PHI	Olave	Hurst	Andrews	McCoy	Throckmorton	Ramczyk	Trautman	Shaeheed	Dalton	Kamara	J. Johnson (TE)
1/8	CAR	Smith	Penning	Hurst	McCoy	Andrews	Young	Trautman	Shaeheed	Dalton	Kamara	J. Johnson (TE)
DEFENSE		LDE	DT	DT	RDE	WLB	MLB	SAM	LCB	RCB	SS	FS
Date	Opp.	Jordan	Onyemata	Tuttle	Davenport	Werner	Davis	Evans (NB)	Roby	Lattimore	Maye	Mathieu
9/11	@ATL	Jordan	Onyemata	Tuttle	Davenport	Werner	Davis	Ellis	Roby	Lattimore	Maye	Mathieu
9/18	TB	Jordan	Onyemata	Tuttle	Davenport	Werner	Davis	Ellis	Roby	Lattimore	Maye	Mathieu
9/25	@CAR	Jordan	Onyemata	Tuttle	Davenport	Werner	Davis	Ellis	Roby	Lattimore	Williams	Mathieu
10/2	MIN	Jordan	Onyemata	Tuttle	Davenport	Werner	Davis	Ellis	Adebo	Lattimore	Williams	Mathieu
10/9	SEA	Jordan	Onyemata	Tuttle	Davenport	Werner	Davis	Ellis	Adebo	Lattimore	Evans	Mathieu
10/16	CIN	Jordan	Onyemata	Tuttle	Davenport	Werner	Davis	Harris (NB)	Adebo	Lattimore	Maye	Mathieu
10/20	@ARI	Jordan	Onyemata	Tuttle	Davenport	Werner	Davis	Evans (NB)	aylor	Roby	Maye	Mathieu
10/30	LV	Jordan	Onyemata	Roach	Davenport	Werner	Davis	Evans (NB)	aylor	Roby	Maye	Mathieu
11/7	BAL	Jordan	Onyemata	Roach	Davenport	Werner	Davis	Harris (DB)	Adebo	Taylor	Maye	Mathieu
11/13	@PIT	Jordan	Onyemata	Tuttle	Kpassagnon	Harris (NB)	Davis	Ellis	Adebo	Taylor	Williams	Mathieu
11/20	LAR	Kpassagnon	Onyemata	Roach	Granderson	Harris (NB)	Davis	Ellis	Adebo	Taylor	Maye	Mathieu
11/27	@SF	Jordan	Onyemata	Tuttle	Kpassagnon	Baun	Davis	Ellis	Adebo	Roby	Maye	Mathieu
12/5	@TB	Jordan	Onyemata	Tuttle	Kpassagnon	Elliss	Davis	Taylor (CB)	Adebo	Roby	Maye	Mathieu
12/18	ATL	Jordan	Onyemata	Tuttle	Kpassagnon	Werner	Davis	Taylor (CB)	Adebo	Roby	Maye	Mathieu
12/24	@CLE	Jordan	Onyemata	Tuttle	Granderson	Elliss	Davis	Hansen	Adebo	Taylor	Evans	Mathieu
1/1	@PHI	Jordan	Onyemata	Tuttle	Granderson	Werner	Davis	Ellis	Adebo	Lattimore	Sorensen	Mathieu
1/8	CAR	Jordan	Onyemata	Tuttle	Granderson	Elliss	Davis	Taylor (CB)	Roby	Lattimore	Sorensen	Mathieu

# 2022 TURNOVER TABLE



FOOTBALL

## SAINTS TAKEAWAYS

Opp	Qtr	Turnover	Spot*	Result
at ATL	1	O. Zaccheaus fumble recovered by B. Roby	ATL 47	Field Goal
at ATL	3	M. Mariota fumble recovered by T. Mathieu	NO 5	Punt
vs. TB	1	T. Brady fumble recovered by D. Davis	NO 25	Punt
vs. MIN	1	K. Cousins intercepted by T. Mathieu	NO 37	Touchdown
vs. SEA	3	D. Metcalf fumble recovered by D. Onyemata	SEA 31	Touchdown
vs. CIN	1	T. Taylor fumble recovered by A. Trautman	CIN 32	Touchdown
vs. LV	2	D. Carr intercepted by T. Mathieu	LV 45	Touchdown
at TB	2	T. Brady intercepted by D. Davis	NO 47	Field Goal
at TB	3	R. White fumble recovered by C. Granderson	NO 43	Field Goal
vs. ATL	4	D. London fumble recovered by B. Roby	NO 25	Downs
at CLE	3	D. Watson intercepted by D. Sorenson	NO 49	Touchdown
at PHI	4	G. Minshew intercepted by M. Lattimore, returned for a TD	PHI 12	Touchdown
vs. CAR	2	S. Darnold intercepted by T. Mathieu	NO 2	Fumble
vs. CAR	4	S. Darnold intercepted by D. Sorenson	CAR 49	Blocked Field Goal

**Saints Takeaway Totals:** 14 Takeaways (7 interceptions, 7 fumbles), 51 points (6 TDs, 3 FGs).

## SAINTS GIVEAWAYS

Opp	Qtr	Turnover	Spot*	Result
at ATL	3	M. Ingram fumble recovered by R. Evans	NO 45	Fumble
vs. TB	3	M. Ingram fumble recovered by C. Nassib	TB 10	Punt
vs. TB	4	J. Winston pass intercepted by J. Dean	TB 0	Touchdown
vs. TB	4	J. Winston intercepted by J. Dean	TB 47	Field Goal
vs. TB	4	J. Winston intercepted by M. Edwards, returned for a TD	TB 32	Touchdown
vs. TB	4	C. Olave fumble recovered by C. Davis	TB 34	Punt
at CAR	1	A. Kamara fumble recovered by M. Haynes, returned for a TD	NO 44	Touchdown
at CAR	4	J. Winston intercepted by D. Brown	NO 35	Field Goal
at CAR	4	J. Winston intercepted by J. Horn	50	End of Game
vs. MIN	2	A. Dalton fumble recovered by M. Phillips	NO 20	Field Goal
vs. MIN	3	D. Harty fumble recovered by K. Boyd	NO 44	Field Goal
vs. SEA	2	A. Kamara fumble recovered by T. Woolen	SEA 39	Touchdown
vs. SEA	3	A. Dalton intercepted by T. Woolen	NO 48	Punt
at ARZ	2	A. Dalton intercepted by A. Hamilton	AZ 9	Field Goal
at ARZ	2	A. Dalton intercepted by M. Wilson, returned for a TD	NO 38	Touchdown
at ARZ	2	A. Dalton intercepted by I. Simmons, returned for a TD	AZ 44	Touchdown
vs. BAL	4	A. Dalton intercepted by J. Houston	NO 22	Touchdown
at PIT	4	A. Dalton intercepted by D. Kazee	NO 46	Touchdown
at PIT	4	A. Dalton intercepted by L. Wallace	PIT 26	End of Game
at SF	1	A. Kamara fumble recovered by S. Ebukam	NO 43	Field Goal
at SF	4	A. Kamara fumble recovered by D. Greenlaw	SF 1	Punt
vs. ATL	2	D. Johnson fumble recovered by A. Ebiketie	ATL 15	Punt
at CLE	1	A. Dalton intercepted by G. Delpit	CLE 30	Touchdown
at PHI	2	A. Dalton intercepted by J. Scott	PHI 12	End of Half
vs. CAR	2	C. Olave fumble recovered by X. Woods	CAR 24	End of Half

**Opponent Takeaway Totals:** 25 Takeaways (14 interceptions, 11 fumbles), 81 points (9 TDs, 6 FGs).

\*Spot where the turnover was made

# 2022 PARTICIPATION REPORT



## FOOTBALL

Name	@ATL	TB	@CAR	MIN	SEA	CIN	@ARI	LV	BAL	@PIT	LAR	@SF	@TB	ATL	CLE	@PHI	CAR	GP-GS-DNP-IA	
ADEBO, Paulson	IA	IA	PL	ST	ST	ST	IA	ST	ST	ST	PL	ST	ST	ST	ST	ST	IA	13-12-0-4	
ANDREWS, Josh	PS	PS	PS	PS	PS	PS	PS	PS	PS	ST	ST	ST	DNP	PS	PL	ST	ST	6-5-1-0	
BAKER, Kawaan	RS	RS	RS	RS	RS	RS	XXX	XXX	XXX	XXX	XXX	XXX	XXX	XXX	XXX	PS	PS	0-0-0-0	
BAUN, Zack	PL	PL	PL	PL	PL	PL	PL	PL	PL	PL	PL	PL	ST	PL	IR	IR	IR	12-1-0-0	
BENJAMIN, Eno	XXX	XXX	XXX	XXX	XXX	XXX	XXX	XXX	XXX	XXX	XXX	XXX	XXX	IA	PL	PL	PL	3-0-0-1	
CALLAWAY, Marquez	PL	PL	PL	ST	PL	ST	ST	PL	PL	IA	PL	IA	PL	PL	PL	IA	PL	14-3-0-3	
CHARLTON, Taco	PS	PS	PS	PS	PS	PS	PS	PS	PS	PS	XXX	XXX	XXX	XXX	XXX	XXX	XXX	0-0-0-0	
DALTON, Andy	DNP	DNP	DNP	ST	ST	ST	ST	ST	ST	ST	ST	ST	ST	ST	ST	ST	ST	14-14-3-0	
DAVENPORT, Marcus	ST	ST	ST	ST	ST	ST	ST	ST	ST	IA	IA	PL	PL	PL	PL	PL	PL	15-9-0-2	
DAVIS, Demario	ST	ST	ST	ST	ST	ST	ST	ST	ST	ST	ST	ST	ST	ST	ST	ST	ST	17-17-0-0	
DAVIS, Wyatt	IA	IA	IA	DNP	PL	DNP	DNP	IA	IA	XXX	XXX	XXX	XXX	XXX	XXX	XXX	XXX	1-0-3-5	
DIXON, DaiJean	PS	XXX	XXX	XXX	XXX	XXX	XXX	XXX	XXX	XXX	XXX	XXX	XXX	XXX	XXX	XXX	PS	PS	0-0-0-0
DOWELL, Andrew	PL	PL	PL	PL	PL	PL	PL	PL	PL	PL	PL	PL	PL	PL	PL	PL	PL	17-0-0-0	
ELLIS, Kaden	PL	ST	ST	PL	ST	PL	PL	ST	PL	ST	ST	ST	ST	PL	ST	ST	ST	17-11-0-0	
EVANS, Justin	ST	PL	PL	PL	ST	PL	ST	PL	PL	PL	PL	PL	PL	PL	ST	IA	IA	15-4-0-2	
FIELDS, DaMarcus	PS	PS	PL	PL	XXX	XXX	XXX	XXX	XXX	XXX	XXX	XXX	XXX	XXX	XXX	XXX	XXX	2-0-0-0	
FUNK, Jake	XXX	XXX	XXX	XXX	XXX	PS	PS	PS	PS	XXX	XXX	XXX	XXX	XXX	XXX	XXX	XXX	0-0-0-0	
GILLIKIN, Blake	PL	PL	PL	PL	PL	PL	PL	PL	PL	PL	PL	PL	PL	PL	PL	PL	PL	17-0-0-0	
GRANDERSON, Carl	PL	PL	PL	PL	PL	PL	PL	IA	PL	PL	ST	PL	PL	PL	ST	ST	ST	17-4-0-1	
GRAY, J.T.	PL	PL	PL	PL	PL	PL	PL	PL	PL	PL	IA	IA	IA	PL	PL	PL	PL	17-0-0-3	
GRAY, Vincent	PS	PS	PS	PS	PS	PS	PS	PS	PS	PS	PS	PS	PS	PS	PS	PS	PS	0-0-0-0	
GREENIDGE, Ethan	IR	IR	IR	IR	IR	IR	IR	IR	IR	IR	IR	IR	IR	IR	IR	IR	IR	0-0-0-0	
HANSEN, Chase	PL	PL	PL	PL	PL	PL	PL	PL	IR	IR	IR	IR	IR	PL	ST	IA	PL	11-1-0-1	
HARRIS Jr., Chris	XXX	XXX	XXX	XXX	PL	ST	PL	PL	ST	ST	ST	PL	PL	DNP	PL	DNP	DNP	10-4-3-0	
HARTY, Deonte	PL	PL	IA	PL	PL	IR	IR	IR	IR	IR	IR	IR	IR	IR	IR	IR	IR	4-0-0-1	
HILL, Taysom	ST	PL	IA	PL	PL	PL	ST	PL	ST	ST	ST	ST	ST	PL	PL	PL	PL	16-8-0-1	
HOLTZ, J.P.	PS	PS	PS	ST	ST	PL	PL	PL	PL	IA	XXX	PS	PS	PS	PS	PS	PS	6-2-0-1	
HOWARD, Jordan	XXX	XXX	XXX	XXX	XXX	PS	PS	PS	PL	PL	XXX	XXX	XXX	XXX	XXX	XXX	XXX	3-0-0-0	
HUGGINS, Albert	IR	IR	IR	IR	IR	IR	IR	IR	IR	IR	IR	IR	IR	IR	IR	IR	IR	0-0-0-0	
HURST, James	ST	ST	ST	ST	ST	ST	ST	ST	ST	ST	IA	ST	ST	ST	ST	ST	ST	16-16-0-1	
INGRAM II, Mark	PL	ST	PL	ST	PL	PL	PL	ST	IA	IA	IA	PL	PL	IR	IR	IR	IR	10-3-0-3	
JACKSON, D'Marco	IR	IR	IR	IR	IR	IR	IR	IR	IR	IR	IR	IR	IR	IR	IR	IR	IR	0-0-0-0	
JACKSON, Jordan	PS	PS	PS	PS	PS	PS	PS	PS	PS	PS	PS	PS	PS	PS	PS	PS	PS	0-0-0-0	
JOHNSON, David	XXX	XXX	XXX	XXX	XXX	XXX	XXX	XXX	XXX	XXX	PL	PS	PS	PL	PL	PL	PL	5-0-0-0	
JOHNSON, Juwan	PL	PL	PL	ST	PL	ST	ST	ST	ST	ST	ST	ST	IA	ST	ST	ST	ST	16-12-0-1	
JONES JR., Tony	PL	PL	IA	IA	XXX	XXX	XXX	XXX	XXX	XXX	XXX	XXX	XXX	XXX	XXX	XXX	XXX	2-0-0-2	
JORDAN, Cameron	ST	ST	ST	ST	ST	ST	ST	ST	ST	ST	IA	ST	ST	ST	ST	ST	ST	16-16-0-1	
KAMARA, Alvin	ST	IA	ST	IA	ST	ST	ST	PL	ST	ST	ST	ST	ST	ST	PL	ST	ST	15-14-0-2	
KELLY II, Derrick	XXX	XXX	XXX	XXX	XXX	XXX	XXX	XXX	XXX	PS	PS	PS	PS	PS	PS	PS	PS	0-0-0-0	
KIDD, Lewis	PL	PL	PL	PL	PL	PL	PL	PL	PL	ST	PL	IA	IA	IA	IA	PL	PL	13-1-0-4	
KIRKWOOD, Keith	XXX	XXX	XXX	PS	ST	PL	XXX	XXX	PS	PS	PS	PS	PS	PS	PS	PS	PS	2-1-0-0	
KPASSAGNON, Tanoh	IA	PL	PL	PL	PL	PL	PL	PL	PL	ST	ST	ST	ST	ST	PL	IA	PL	15-5-0-2	
KRULL, Lucas	PS	PS	PS	PS	PS	PS	PS	PS	PS	PS	PS	PS	PS	PL	PS	PS	PS	1-0-0-0	
LAMP, Forrest	IR	IR	IR	IR	IR	IR	IR	XXX	XXX	XXX	XXX	XXX	XXX	XXX	XXX	XXX	XXX	0-0-0-0	
LANDRY, Jarvis	ST	PL	PL	PL	IA	IA	IA	IA	IA	PL	ST	ST	PL	PL	IR	IR	IR	9-3-0-5	
LATTIMORE, Marshon	ST	ST	ST	ST	IA	IA	IA	IA	IA	IA	IA	IA	IA	IA	IA	ST	ST	7-7-0-10	
LUTON, Jake	PS	PS	PS	DNP	XXX	PS	PS	XXX	PS	PS	PS	PS	PS	PS	PS	PS	PS	0-0-2-0	
LUTZ, Wil	PL	PL	PL	PL	PL	PL	PL	PL	PL	PL	PL	PL	PL	PL	PL	PL	PL	17-0-0-0	
MATHIEU, Tyrann	ST	ST	ST	ST	ST	ST	ST	ST	ST	ST	ST	ST	ST	ST	ST	ST	ST	17-17-0-0	
MAYE, Marcus	ST	ST	IA	IA	IA	ST	ST	ST	ST	IA	ST	ST	ST	ST	IA	IA	IA	10-10-0-7	
McCOY, Erik	ST	ST	ST	ST	ST	ST	ST	ST	ST	IR	IR	IR	IR	ST	ST	ST	ST	13-13-0-0	



# 2022 PARTICIPATION REPORT



FOOTBALL

Name	@ATL	TB	@CAR	MIN	SEA	CIN	@ARI	LV	BAL	@PIT	LAR	@SF	@TB	ATL	CLE	@PHI	CAR	GP-GS-DNP-IA
MERRITT, Kirk	PS	PS	PS	PS	PS	PS	PS	PS	PS	PS	PS	PS	PL	PL	PL	PL	PL	5-0-0-0
MONDAY, Smoke	IR	IR	IR	IR	IR	IR	IR	IR	IR	IR	IR	IR	IR	IR	IR	IR	IR	0-0-0-0
MURRAY, Latavius		PS	PS	PL														1-0-0-0
OLAVE, Chris	PL	ST	PL	ST	ST	IA	ST	ST	ST	PL	ST	ST	PL	ST	IA	ST	PL	15-9-0-2
ONYEMATA, David	ST	ST	ST	ST	ST	ST	ST	ST	ST	ST	ST	ST	ST	ST	ST	ST	ST	17-17-0-0
PEAT, Andrus	ST	ST	ST	IA	ST	ST	IA	ST	ST	IA	DNP	ST	ST	ST	ST	IA	IA	11-11-1-5
PENNING, Trevor	IR	IR	IR	IR	IR	IR	IR	IR	IR	IR	IR	PL	PL	PL	PL	PL	ST	6-1-0-0
PRENTICE, Adam	PL	ST	PL	XXX	PS	PS	PS	PS	PS	PL	PL	PL	PL	PL	ST	PL	PL	11-2-0-0
RAMZYCK, Ryan	ST	ST	ST	ST	ST	ST	ST	ST	ST	ST	ST	ST	ST	ST	ST	ST	IA	16-16-0-1
ROACH, Malcolm	IR	IR	IR	IR	PL	PL	PL	ST	ST	PL	ST	PL	PL	PL	PL	PL	PL	13-3-0-0
ROBY, Bradley	ST	ST	ST	ST	ST	ST	ST	IR	IR	IR	IR	ST	ST	ST	PL	PL	ST	13-13-0-0
RUIZ, Cesar	ST	ST	ST	ST	ST	ST	ST	ST	ST	ST	ST	ST	ST	ST	IR	IR	IR	14-14-0-0
SEWELL, Nephie	PS	PS	PS	PS	PS	PS	PS	PS	PS	PL	PL	PL	PL	XXX	PS	PS	PS	4-0-0-0
SHAHEED, Rashid	PS	PS	PS	PS	PL	PL	ST	PL	PL	PL	PL	PL	ST	ST	ST	ST	ST	12-6-0-0
SMITH, Tre'Quan	IA	IA	ST	PL	PL	ST	PL	ST	PL	PL	PL	PL	ST	PL	ST	PL	ST	15-6-0-2
SORENSEN, Daniel	PL	PL	PL	PL	PL	PL	PL	PL	PL	PL	PL	PL	PL	PL	PL	ST	ST	17-2-0-0
STREET, Kentavius	PL	PL	PL	PL	PL	PL	PL	PL	PL	PL	PL	PL	PL	PL	PL	PL	PL	17-0-0-0
SUMMERS, Ty															PL	PL	PL	3-0-0-0
TAYLOR, Alontae	PL	PL	IR	IR	IR	IR	ST	ST	ST	ST	ST	PL	ST	ST	ST	PL	ST	13-9-0-0
THOMAS, Michael	ST	ST	ST	IA	IA	IA	IA	IA	IR	IR	IR	IR	IR	IR	IR	IR	IR	3-3-0-5
THOMPSON, Bryce	XXX	XXX	XXX	XXX	PL	PL	PL	PL	PS	PL	PL	XXX	XXX	XXX	XXX	XXX	XXX	6-0-0-0
THROCKMORTON, Calvin	PL	PL	PL	ST	ST	IA	IA	IA	PL	PL	PL	ST	PL	ST	PL	ST	DNP	14-6-1-2
TRAUTMAN, Adam	ST	ST	ST	ST	ST	ST	IA	IA	PL	ST	ST	PL	ST	PL	ST	ST	ST	15-13-0-2
TURNER, Payton	PL	IA	PL	PL	IA	IA	IA	PL	PL	PL	PL	IA	IA	IA	IA	PL	PL	9-0-0-8
TUTTLE, Shy	ST	ST	ST	ST	ST	ST	ST	PL	PL	ST	PL	ST	ST	ST	ST	ST	ST	17-14-0-0
VANNETT, Nick	IA	IA	PL	IA	IA	IA	PL	PL	IA	DNP	XXX	XXX	XXX	XXX	XXX	XXX	XXX	3-0-1-6
WASHINGTON, Dwayne	IA	PL	PL	PL	PL	PL	PL	PL	PL	PL	PL	PL	IA	IA	IA	IA	IR	12-0-0-4
WERNER, Pete	ST	ST	ST	ST	ST	ST	ST	ST	ST	IA	IA	IA	IA	ST	IA	ST	PL	12-11-0-5
WHITE, Kevin	XXX	XXX	XXX	XXX	PS	PL	PL	PL	ST	ST	PL	PL	XXX	XXX	PS	PS	PS	7-2-0-0
WILLIAMS, P.J.	PL	PL	ST	ST	IR	IR	IR	IR	PL	ST	PL	PL	IA	IA	PL	PL	PL	11-3-0-2
WILSON, Eric	PS	PS	PS	PS	XXX	XXX	XXX	XXX	XXX	XXX	XXX	XXX	XXX	XXX	XXX	XXX	XXX	0-0-0-0
WINSTON, Jameis	ST	ST	ST	IA	IA	DNP	DNP	DNP	DNP	DNP	DNP	DNP	DNP	DNP	DNP	DNP	DNP	3-3-12-2
WOOD, Zach	PL	PL	PL	PL	PL	PL	PL	PL	PL	PL	PL	PL	PL	PL	PL	PL	PL	17-0-0-0
YIADOM, Isaac	XXX	XXX	XXX	XXX	XXX	XXX	XXX	XXX	XXX	XXX	XXX	PL	PL	PL	PL	PL	PL	6-0-0-0
YOUNG, Kenny	XXX	XXX	XXX	XXX	XXX	XXX	XXX	XXX	PS	PS	XXX	XXX	PS	PS	XXX	XXX	XXX	0-0-0-0
YOUNG, Landon	DNP	PL	PL	PL	PL	PL	PL	PL	PL	PL	ST	PL	PL	PL	PL	ST		16-2-1-0

DNP = Did Not Play    IR = Injured Reserve    PS = Practice Squad    ST = Started    XXX = Not With Team  
 IA = Inactive    PL = Played    RC = Reserve/COVID    SUS = Suspension

# 2022 TEAM SUPERLATIVES



FOOTBALL

## SAINTS

CATEGORY	HIGH	LOW
POINTS	39 vs. SEA, 10/9/22	0 at SF, 11/27/22
TOTAL FIRST DOWNS	26 vs. SEA, 10/9/22	10 at PIT, 11/13/22
RUSHING FIRST DOWNS	14 vs. SEA, 10/9/22	1 2x, last at TB, 12/5/22
PASSING FIRST DOWNS	17 at ARZ, 10/20/22	7 vs. CAR, 1/8/23
PENALTY FIRST DOWNS	3 2x, last vs. SEA, 10/9/22	0 2x, last vs. ATL, 12/18/22
3RD DOWN CONVERSIONS	8 2x, last vs. CIN, 10/16/22	3 2x, last at PIT, 11/13/22
4TH DOWN CONVERSIONS	1 4x, last at PHI, 1/1/23	0 13x, last vs. CAR, 1/8/23
TOTAL NET YARDS	494 at ARZ, 10/20/22	186 at PIT, 11/13/22
TOTAL PLAYS	74 vs. SEA, 10/9/22	45 at PIT, 11/13/22
NET RUSHING YARDS	235 vs. SEA, 10/9/22	29 at PIT, 11/13/22
RUSHING ATTEMPTS	48 vs. SEA, 10/9/22	15 2x, last at PIT, 11/13/22
NET PASSING YARDS	409 at ARZ, 10/20/22	92 at CLE, 12/24/22
PASS ATTEMPTS	41 at CAR, 9/25/22	15 at CLE, 12/24/22
PASS COMPLETIONS	32 at ARZ, 10/20/22	8 at CLE, 12/24/22
INTERCEPTIONS	3 2x, last vs. ARZ, 10/20/22	0 8x, last vs. CAR, 1/8/23
TIMES SACKED	6 2x, last at PHI, 1/1/23	0 3x, last at CLE, 12/24/22
PUNTS	6 4x, last at PHI, 1/1/23	2 2x, last vs. LV, 10/30/22
PENALTIES	10 2x, last at PIT, 11/13/22	2 3x, last vs. CAR, 1/8/23
PENALTY YARDS	102 vs. MIN, 10/2/22	15 3x, last vs. CAR, 1/8/23
FUMBLES	4 vs. TB, 9/18/22	0 5x, last at PHI, 1/1/23
FUMBLES LOST	2 3x, last at SF, 11/27/22	0 8x, last at PHI, 1/1/23
TOUCHDOWNS	5 vs. SEA, 10/9/22	0 last at SF, 11/27/22
RUSHING	3 vs. SEA, 10/9/22	0 9x, last vs. CAR, 1/8/23
PASSING	4 at ARZ, 10/20/22	0 3x, last at PHI, 1/1/23
RETURNS	1 at PHI, 1/1/23	0 16x, last vs. CAR, 1/8/23
TIME OF POSSESSION	37:35 vs. SEA, 10/9/22	21:04 at PIT, 11/13/22

## OPPONENTS

CATEGORY	HIGH	LOW
POINTS	42 at ARZ, 10/20/22	0 vs. LV, 10/30/22
TOTAL FIRST DOWNS	28 at PIT, 11/13/22	11 at PHI, 1/1/23
RUSHING FIRST DOWNS	14 vs. BAL, 11/7/22	1 vs. TB, 9/18/22
PASSING FIRST DOWNS	15 vs. MIN, 10/2/22	4 vs. CAR, 1/8/23
PENALTY FIRST DOWNS	6 at PIT, 11/13/22	0 2x, last vs. CAR, 1/8/23
3RD DOWN CONVERSIONS	9 3x, last vs. ATL, 12/18/22	1 vs. SEA, 10/9/22
4TH DOWN CONVERSIONS	2 vs. LV, 10/30/22	0 10x, last vs. CAR, 1/8/23
TOTAL NET YARDS	416 at ATL, 9/11/22	183 vs. LV, 10/30/22
TOTAL PLAYS	79 at PIT, 11/13/22	49 vs. SEA, 10/9/22
NET RUSHING YARDS	231 vs. ATL, 12/18/22	38 vs. SEA, 10/30/22
RUSHING ATTEMPTS	43 at PIT, 11/13/22	13 vs. LV, 10/30/22
NET PASSING YARDS	274 at TB, 12/5/22	32 vs. CAR, 1/8/23
PASS ATTEMPTS	54 at TB, 12/5/22	15 vs. CAR, 1/8/23
PASS COMPLETIONS	36 at TB, 12/5/22	5 vs. CAR, 1/8/23
INTERCEPTIONS	2 vs. CAR, 1/8/23	0 11x, last vs. ATL, 12/18/22
TIMES SACKED	6 2x, last at PHI, 1/1/23	0 at ATL, 9/11/22
PUNTS	6 5x, last at PHI, 1/1/23	3 3x, last at PIT, 11/13/22
PENALTIES	12 vs. SEA, 10/9/22	2 vs. CAR, 1/8/23
PENALTY YARDS	101 vs. TB, 9/18/22	20 vs. CAR, 1/8/23
FUMBLES	3 2x, last vs. CAR, 1/8/23	0 6x, last at CLE, 12/24/22
FUMBLES LOST	2 at ATL, 9/11/22	0 10x, last vs. CAR, 1/8/23
TOUCHDOWNS	5 at ARZ, 10/20/22	0 vs. LV, 10/30/22
RUSHING	2 4x, last vs. ATL, 12/18/22	0 8x, last vs. CAR, 1/8/23
PASSING	3 2x, last vs. CIN, 10/16/22	0 6x, last vs. CAR, 1/8/22
RETURNS	2 at ARZ, 10/20/22	0 14x, last vs. CAR, 1/8/23
TIME OF POSSESSION	38:56 at PIT, 11/13/22	22:25 vs. SEA, 10/9/22

# 2022 INDIVIDUAL SUPERLATIVES

## SAINTS

PASS ATTEMPTS	47	Andy Dalton	at ARZ, 10/20/22
PASS COMPLETIONS	30	Andy Dalton	at ARZ, 10/20/22
GROSS PASSING YARDS	361	Andy Dalton	at ARZ, 10/20/22
COMPLETION PERCENTAGE	84.0%	Andy Dalton	vs. LAR, 11/20/22
TOUCHDOWN PASSES	4	Andy Dalton	at ARZ, 10/20/22
PASSES HAD INTERCEPTED	3	2x, last A. Dalton	2x, last at ARZ, 10/20/22
RUSHING ATTEMPTS	23	Alvin Kamara	vs. SEA, 10/9/22
YARDS RUSHING	112	Taysom Hill	vs. SEA, 10/9/22
RUSHING TOUCHDOWNS	3	Taysom Hill	vs. SEA, 10/9/22
LONGEST RUN FROM SCRIMMAGE	60t	Taysom Hill	vs. SEA, 10/9/22
RECEPTIONS	9	Chris Olave	at CAR, 9/25/22
RECEIVING YARDS	147	Chris Olave	at CAR, 9/25/22
RECEIVING TOUCHDOWNS	2	M. Thomas/J. Johnson (2x)/A. Kamara	4x, last vs. ATL, 12/18/22
LONGEST PASS RECEPTION	68t	Rashid Shaheed	vs. ATL, 12/18/22
TOTAL YARDS FROM SCRIMMAGE	194	Alvin Kamara	vs. SEA, 10/9/22
FIELD GOALS	4	Wil Lutz	vs. CIN, 10/16/22
LONGEST FIELD GOAL ATTEMPT	61	Wil Lutz	vs. MIN, 10/2/22
LONGEST FIELD GOAL MADE	60	Wil Lutz	vs. MIN, 10/2/22
PUNTS	6	Blake Gillikin	2x, last at PHI, 1/1/23
LONGEST PUNT	68	Blake Gillikin	vs. CAR, 1/8/23
LONGEST PUNT RETURN	42	Rashid Shaheed	at TB, 12/5/22
LONGEST KICKOFF RETURN	33	Deonte Harty	vs. TB, 9/18/22
TACKLES	13	Kaden Elliss	at SF, 11/27/22
INTERCEPTIONS	1	7x, last Tyrann Mathieu	vs. CAR, 1/8/23
LONGEST INTERCEPTION RETURN	41	Tyrann Mathieu	vs. CAR, 1/8/23
LONGEST FUMBLE RETURN	4	Bradley Roby	vs. ATL, 12/18/22

## OPPONENTS

PASS ATTEMPTS	54	Tom Brady	at TB, 12/5/22
PASS COMPLETIONS	36	Tom Brady	at TB, 12/5/22
GROSS PASSING YARDS	300	Joe Burrow	vs. CIN, 10/16/22
COMPLETION PERCENTAGE	75.7%	Joe Burrow	vs. CIN, 10/16/22
TOUCHDOWN PASSES	3	G. Smith/J. Burrow	2x, last vs. CIN, 10/16/22
PASSES HAD INTERCEPTED	2	Sam Darnold	vs. CAR, 1/8/23
RUSHING ATTEMPTS	25	Christian McCaffrey	at CAR, 9/25/22
YARDS RUSHING	139	Tyler Allgeier	vs. ATL, 12/18/22
RUSHING TOUCHDOWNS	2	Kenyan Drake	vs. BAL, 11/7/22
LONGEST RUN FROM SCRIMMAGE	69t	Kenneth Walker	vs. SEA, 10/9/22
RECEPTIONS	10	J. Jefferson/D. Hopkins	2x, last vs. ARZ, 10/20/22
RECEIVING YARDS	147	Justin Jefferson	vs. MIN, 10/2/22
RECEIVING TOUCHDOWNS	2	T. Lockett/J. Chase	2x, last vs. CIN, 10/16/22
LONGEST PASS RECEPTION	78t	A.J. Brown	at PHI, 1/1/23
TOTAL YARDS FROM SCRIMMAGE	150	Justin Jefferson	vs. MIN, 10/2/22
FIELD GOALS	5	Greg Joseph	vs. MIN, 10/2/22
LONGEST FIELD GOAL ATTEMPT	58	Matt Gay	vs. LAR, 11/20/22
LONGEST FIELD GOAL MADE	58	Matt Gay	vs. LAR, 11/20/22
PUNTS	6	5x, last Brett Kern	at PHI, 1/1/23
LONGEST PUNT	67	Jordan Stout	vs. BAL, 11/7/22
LONGEST PUNT RETURN	23	Jalen Raegor	vs. MIN 10/2/22
LONGEST KICKOFF RETURN	36	Laviska Shenault Jr.	vs. TB, 9/18/22
TACKLES	14	G. Pratt/D. Deablo	2x, last vs. LV, 10/30/22
INTERCEPTIONS	2	Jamel Dean	vs. TB, 9/18/22
LONGEST INTERCEPTION RETURN	68t	Mike Edwards	vs. TB, 9/18/22
LONGEST FUMBLE RETURN	44t	Marquis Haynes	at CAR, 9/25/22



FOOTBALL

## 2022

### JULY

- 19 – Signed CB **Alontae Taylor** to a four-year contract.
- 21 – Place DE **Marcus Davenport** and WR **Michael Thomas** on the active/physically unable to perform list.
- 26 – Signed RB **Malcolm Brown**, C **Nick Martin** and DE **Scott Patchan** and waived DB **Jordan Miller**, **Derek Schweiger** and P **Daniel Whelan**.

### AUGUST

- 1 – Activated LB **Pete Werner** from Non-Football Injury.
- 2 – Signed TE **Christopher Herndon** and waived TE **Brandon Dillon**.
- 5 – Signed LB **Kiko Alonso** and placed DB **Smoke Monday** on Injured Reserve.
- 6 – Placed LB **Kiko Alonso** on Reserve/Retired and placed T **Gerald Hawkins** on Injured Reserve. Signed CB **Quenton Meeks**.
- 8 – Signed DB **Jordan Brown** and LB **Chase Hansen**. Waived/Injured DB **Dylan Mabin**.
- 9 – Signed DL **T.J. Carter** and placed LB **D'Marco Jackson** on Injured Reserve.
- 11 – Signed DB **Brian Allen**, QB **K.J. Costello** and DB **Jack Koerner**, placed DB **Bryce Thompson** on Injured Reserve and terminated the contracts of RB **Malcolm Brown** and DT **Jaleel Johnson**.
- 12 – Reached an injury settlement with DB **Dylan Mabin**.
- 15 – Signed LB **Jon Bostic** and DE **Niko Lalos**, re-signed DT **Jaleel Johnson**, waived/injured DBs **Jordan Brown** and **Isaiah Pryor**, waived DL **T.J. Carter**, DB **Jack Koerner**, DE **Scott Patchan**, K **John Parker Romo** and WR **Easop Winston Jr.**, reached an injury settlement with DB **Bryce Thompson** and placed T **Ethan Greenidge** on Injured Reserve.
- 17 – Awarded T **Derrick Kelly II** off waivers from the New York Jets and placed DT **Jaleel Johnson** on Injured Reserve
- 18 – Re-signed OL **Derek Schweiger** and waived/injured OL **Sage Doxtater**
- 19 – Re-signed K **John Parker Romo** and placed OLs **Sage Doxtater** and **Forrest Lamp** on Injured Reserve.
- 21 – Waived K **John Parker Romo**, RB **Devine Ozigbo** and QB **K.J. Costello**.
- 23 – Reached an injury settlement with DB **Jordan Brown**. Placed WR **Kevin White** on Injured Reserve. Reached injury settlement with OL **Sage Doxtater**.
- 24 – Reached injury settlement with OL **Jerald Hawkins**.
- 27 – Reached an injury settlement with WR **Kevin White**.
- 28 – Waived DL **Josh Black**, DB **Quenton Meeks**, RB **Abram Smith**, OL **Khalique Washington**, T **Derrick Kelly II** and DB **Brian Allen**.
- 30 – Waived QB **Ian Book**, WR **Dai'Jean Dixon**, DBs

**DaMarcus Fields** and **Vincent Gray**, LB **Chase Hansen**, DT **Jordan Jackson**, TE **Lucas Krull**, DE **Niko Lalos**, WR **Kirk Merritt**, OL **Derek Schweiger**, LB **Nephi Sewell** and WR **Rashid Shaheed**. Terminated contracts of G/C **Josh Andrews**, LB **Jon Bostic**, DE **Taco Charlton**, TE **J.P. Holtz**, C **Nick Martin** and LB **Eric Wilson**. Traded DB **C.J. Gardner-Johnson** and a future consideration to Philadelphia in exchange for future considerations. Placed DL **Albert Huggins** on Injured Reserve. Placed WR **Kawaan Baker** on Reserve/Suspended by Commissioner.

31 – Agreed to terms on practice squad contracts with G/C **Josh Andrews**, DE **Taco Charlton**, WR **Dai'Jean Dixon**, DBs **DaMarcus Fields** and **Vincent Gray**, LB **Chase Hansen**, TE **J.P. Holtz**, DT **Jordan Jackson**, TE **Lucas Krull**, C **Nick Martin**, WR **Kirk Merritt**, DT **Christian Ringo**, LB **Nephi Sewell**, WR **Rashid Shaheed** and LB **Eric Wilson**. Terminated contract of RB **Dwayne Washington**. Awarded OL **Tanner Owen** off waivers from Buffalo.

### SEPTEMBER

- 1 – Re-signed RB **Dwayne Washington**, placed T **Trevor Penning** and DL **Malcolm Roach** on Injured Reserve and signed G **Drew Desjarlais** to the practice squad.
- 6 – Signed LB **Chase Hansen** to active roster from practice squad and signed QB **Jake Luton** to the practice squad.
- 8 – Signed G **Wyatt Davis** to the active roster from the Giants practice squad, waived/non-football illness T **Tanner Owen** and waived LB **Isaiah Pryor** from Injured Reserve. Agreed to terms with C/G **Erik McCoy** on a five-year contract extension.
- 10 – Elevated DT **Christian Ringo** to the active roster (standard elevation). Signed T **Tanner Owen** to the practice squad.
- 12 – Terminated practice squad contract of T **Tanner Owen**.
- 13 – Signed DB **Tre Swilling** and RB **Latavius Murray** to the practice squad. Terminated practice squad contract of WR **Dai'Jean Dixon**.
- 17 – Elevated DT **Christian Ringo** to the active roster (standard elevation).
- 20 – Signed OL **Yasir Durant** to the practice squad. Terminated practice squad contract of OL **Drew Desjarlais**. C **Nick Harris** terminated practice squad contract (signed with Washington).
- 24 – Placed CB **Alontae Taylor** on Injured Reserve. Elevated DB **DaMarcus Fields** off practice squad (standard).
- 28 – Signed WR **Keith Kirkwood** to the practice squad and signed DB **DaMarcus Fields** to the active roster off the practice squad.

### OCTOBER

- 1 – Signed QB **Jake Luton** to the active roster off the





practice squad, waived FB **Adam Prentice** and elevated practice squad RB **Latavius Murray** and TE **J.P. Holtz** to the active roster (standard).

- 4 – Terminated practice squad contract of DB **Tre Swilling**, re-signed FB **Adam Prentice** to the practice squad and signed DB **Jordan Brown** and CB **Chris Harris Jr.** to the practice squad. Waived DB **DaMarcus Fields**. RB **Latavius Murray** (signed with Denver) and LB **Eric Wilson** (signed with Green Bay) terminated practice squad contracts.
- 5 – Signed TE **J.P. Holtz** to the active roster off the practice squad and signed DB **Bryce Thompson** and WR **Kevin White** to the practice squad.
- 8 – Signed DB **Bryce Thompson** to the active roster off the practice squad and elevated (standard) CB **Chris Harris Jr.** and WR **Keith Kirkwood** to the practice squad. Activated DL **Malcolm Roach** from Injured Reserve, placed DB **P.J. Williams** on Injured Reserve and waived RB **Tony Jones Jr.**
- 12 – Signed RB **Jordan Howard** to the practice squad.
- 15 – Elevated (standard) CB **Chris Harris Jr.** and WR **Kevin White** from the practice squad to the active roster. Signed WRs **Rashid Shaheed** and **Keith Kirkwood** from practice squad to active roster. Placed WR/RS **Deonte Harty** on Injured Reserve. Waived QB **Jake Luton**. Signed RB **Jake Funk** to the practice squad.
- 17 – Waived WR **Kawaan Baker**.
- 18 – Terminated practice squad contract of DT **Christian Ringo**. Signed QB **Jake Luton** and DE **Jabari Zuniga** to the practice squad.
- 20 – Elevated (standard) CB **Chris Harris Jr.** and WR **Kevin White** from practice squad to active roster. Waived WR **Keith Kirkwood**. Activated CB **Alontae Taylor** from Injured Reserve.
- 25 – Terminated contract of OL **Forrest Lamp**. Re-signed WR **Keith Kirkwood**. Placed CB **Bradley Roby** on Injured Reserve.
- 29 – Signed CB **Chris Harris Jr.** to active roster from practice squad and elevated WR **Kevin White** from practice squad to active roster (standard). Terminated contract of WR **Keith Kirkwood**. Activated CB **Alontae Taylor** from Injured Reserve.
- 31 – Signed WR **Keith Kirkwood** to the practice squad.

## NOVEMBER

- 1 – Signed DB **Jordan Brown** to the practice squad, terminated practice squad contract of QB **Jake Luton** and waived DB **Bryce Thompson**.
- 2 – Signed QB **Brett Hundley** to the practice squad.
- 3 – Placed WR **Michael Thomas** on Injured Reserve and re-signed DB **Bryce Thompson** to the practice squad
- 7 – Placed LB **Chase Hansen** on Injured Reserve, activated DB **P.J. Williams** from Injured Reserve, signed WR **Kevin White** to the active roster from the practice squad and elevated practice squad RB **Jordan Howard** (standard).
- 8 – Waived G **Wyatt Davis** and terminated practice squad contracts of RB **Jake Funk** and QB **Brett Hundley**.

- 10 – Signed FB **Adam Prentice** and LB **Nephi Sewell** to the active roster from the practice squad, signed T **Derrick Kelly II** and LB **Kenny Young** to the practice squad and changed the status of T **Trevor Penning** to Reserve/Injured - Designated for Return.
- 12 – Elevated RB **Jordan Howard** and DB **Bryce Thompson** to the active roster from the practice squad (standard), signed G/C **Josh Andrews** to the active roster from the practice squad and placed C/G **Erik McCoy** on Injured Reserve.
- 15 – Terminated practice squad contract of RB **Jordan Howard**.
- 16 – Signed DL **Niko Lalos**, DT **Prince Emili** and RB **David Johnson** to the practice squad.
- 17 – Terminated practice squad contract of LB **Kenny Young** and signed CB **Isaac Yiadom** to the practice squad. DE **Taco Charlton** terminated practice squad contract (signed with Chicago active roster).
- 19 – Elevated RB **David Johnson** and DE **Jabari Zuniga** to the active roster from the practice squad (standard), signed OL **Yasir Durant** and DB **Bryce Thompson** to the active roster from the practice squad and waived TE **Nick Vannett** and TE **J.P. Holtz**.
- 21 – Waived OL **Yasir Durant** and DB **Bryce Thompson**.
- 22 – Re-signed TE **J.P. Holtz** to practice squad.
- 24 – Re-signed OL **Yasir Durant** to practice squad.
- 26 – Activated T **Trevor Penning** and CB **Bradley Roby** from Injured Reserve and elevated CB **Isaac Yiadom** to the active roster from the practice squad (standard).

## DECEMBER

- 5 – Signed DB **Isaac Yiadom** to the active roster, waived WR **Kevin White** and elevated (standard) practice squad WR **Kirk Merritt** and TE **Lucas Krull**.
- 6 – Waived TE **Dylan Soehner**.
- 7 – Signed WR **Kevin White** to the practice squad.
- 12 – Waived G/C **Josh Andrews**. Signed RB **David Johnson** to the active roster from the practice squad.
- 14 – Awarded RB **Eno Benjamin** off waivers from Houston. Placed RB **Mark Ingram II** on Injured Reserve. Re-signed G/C **Josh Andrews** to the practice squad.
- 17 – Activated LB **Chase Hansen** and C/G **Erik McCoy** from Injured Reserve. Waived LB **Nephi Sewell**. Elevated (standard) WR **Kirk Merritt** to the active roster.
- 20 – Re-signed LB **Nephi Sewell** to the practice squad. Signed LB **Ty Summers** to the active roster from the Jacksonville practice squad. Placed C/G **Cesar Ruiz** on Injured Reserve
- 22 – Placed WR **Jarvis Landry** on Injured Reserve
- 23 – Activated (standard elevations) G/C **Josh Andrews** and WR **Keith Kirkwood** from practice squad and signed WR **Kirk Merritt** to the active roster from the practice squad.
- 27 – Signed WR **Kawaan Baker** to practice squad.
- 28 – Activated (standard elevations) G/C **Josh Andrews**

# TRANSACTIONS LOG (7/19/22-6/16/23)

and WR **Keith Kirkwood** from practice squad.

- 31 – Activated G/C **Josh Andrews** and WR **Keith Kirkwood** to the active roster (standard elevations).

## JANUARY 2023

- 4 – Signed WR **Keith Kirkwood** to the active roster, placed RB **Dwayne Washington** on Reserve/Non-Football Injury, activated G **Drew Desjarlais** from practice squad Injured Reserve and signed OL **Sage Doxtater** to practice squad.
- 7 – Activated G/C **Josh Andrews** and TE **J.P. Holtz** to the active roster (standard elevations).
- 9 – Signed TE **Lucas Krull**, DE **Jabari Zuniga**, LB **Nephi Sewell**, QB **Jake Luton**, DB **Vincent Gray**, RB **Derrick Gore**, G **Yasir Durant** and DT **Prince Emili** to Reserve/Future Contracts.
- 10 – Signed G **Koda Martin** and CB **Troy Pride Jr.** to Reserve/Future Contracts.
- 26 – Signed K **Alex Quevedo**, WR **Kawaan Baker**, TE **Miller Forristall** and LB **Ryan Connelly** to Reserve/Future Contracts.

## FEBRUARY 2023

- 27 – Signed DL **Tanoh Kpassagnon** to a contract extension.

## MARCH 2023

- 6 – Agreed to terms with QB **Derek Carr** on a four-year contract
- 7 – Signed S **Ugo Amadi**.
- 10 – Agreed to terms with DB **J.T. Gray** on a three-year contract extension.
- 11 – Agreed to terms with TE **Juwan Johnson** on a three-year contract.
- 15 – Agreed to terms with RB **Jamaal Williams** on a three-year contract and agreed to terms with DT **Nathan Shepherd**, DT **Khalen Saunders** and LB **Ty Summers**.
- 16 – Re-signed P **Blake Gillikin**.
- 21 – Agreed to terms with DB **Lonnie Johnson Jr.** and T **Storm Norton**.
- 22 – Agreed to terms with S **Johnathan Abram**.
- 23 – Re-signed DB **Isaac Yiadom** to a one-year contract.
- 27 – Agreed to terms with WR **Bryan Edwards**. Re-signed DL **Malcolm Roach** to a one-year contract.

## April 2023

- 3 – Re-signed LB **Andrew Dowell**.
- 29 – Traded TE **Adam Trautman** and a seventh round draft pick in exchange for a sixth round draft pick.
- 30 – Agreed to terms with DB **Anthony Johnson**, LBs **Anfernee Orji** and **Nick Anderson**, K **Blake Grupe**, WRs **Shaq Davis** and **Sy Barnett**, P **Lou Hedley**, RB **SaRodorick Thompson** and OLs **Mark Evans II** and **Alex Pihlstrom**.

## MAY 2023

- 1 – Signed DL **Jerron Cage** and waived QB **Jake Luton** and RB **Derrick Gore**.

- 10 – Agreed to terms with TE **Foster Moreau** on a multiyear contract.

- 12 – Signed RB **Kendre Miller**, OL **Nick Saldiveri**, DB **Jordan Howden** and waived WR **Sy Barnett** and four-year contracts.
- 15 – Signed RB **Ellis Merriweather**, DB **Adrian Frye** and WR **James Washington** and DB **Vincent Gray**.
- 16 – Signed DT **Bryan Bresee** and QB **Jake Haener** to four-year contracts.
- 31 – Signed FB **Jake Bargas** and TE **Jesse James** and waived K **Alex Quevedo**.

## JUNE 2023

- 16 – Signed WR **Lynn Bowden Jr.** and WR **KeKe Coutee**, agreed to terms with G/C **Billy Price** and waived OL **Yasir Durant**, WR/RS **Malik Flowers** and RB **SaRodorick Thompson**.


## JULY 2023

- 18 – Placed DB **Anthony Johnson I** and OL **Nick Saldiveri** on Physically Unable to Perform and placed WR **Shaq Davis** and RB **Kendre Miller** on Non-Football Injury.
- 20 – Placed TE **Miller Forristall** on Physically Unable to Perform and terminated contract of G/C **Billy Price** (non-football injury designation).



NEW ORLEANS SAINTS

# FOOTBALL OPERATIONS



NEW ORLEANS

SAINTS

NEW ORLEANS

NEW ORLEANS

SAINTS

NEW ORLEANS

NEW ORLEANS



## JEFF IRELAND

VICE PRESIDENT / ASSISTANT  
GM - COLLEGE PERSONNEL

Ireland is in his ninth season with New Orleans. In nine drafts, he's led an effort for the Saints, selecting impact players in Alvin Kamara, Marshon Lattimore, Chris Olave, Ryan Ramczyk and Michael Thomas, as well as significant contributors in Paulson Adebayo, Erik McCoy,

Andrus Peat, Caesar Ruiz, Alontae Taylor and Pete Werner.

In 2017, Ireland led a standout draft effort headlined by Lattimore and Kamara becoming the first rookie duo from the same team since 1967 to sweep *Associated Press* Defensive and Offensive Rookie of the Year and they were the first Saints rookie duo selected to the Pro Bowl as rookies. In 2020, Kamara, the only Saint selected to the Pro Bowl each of his first four campaigns, shattered the club's touchdown record with an NFL-best 21 scores. Lattimore has been selected to four Pro Bowls. A second round draft pick in 2016, Thomas's 510 receptions are the most by an NFL player in his first five seasons. He shattered the NFL receiving record in 2019, recording 149 receptions for 1,725 yards with nine touchdowns, as he was named *AP* Offensive Player of the Year, a first-team All-Pro and Pro Bowl starter for the second straight season. Since 2015, a total of four Saints draft picks have been selected to 15 Pro Bowls and Ramczyk has been selected as an *AP* All-Pro.

Prior to joining the Saints, Ireland served as general manager of the Miami Dolphins from 2008-13. Inheriting a 1-15 team upon his arrival, he worked with the personnel staff to overhaul the team's roster, efforts that resulted in an 11-5 mark and the AFC East title, an unprecedented turnaround. He replaced almost half the roster, bringing on board 27 new faces, including nine new starters. Eight players he acquired through the draft, free agency and trades accounted for a total of 14 Pro Bowl selections, with Jake Long and Cameron Wake earning *AP* first-team All-Pro.

Ireland joined Miami after a seven-year stint (2001-07) with the Dallas Cowboys, his last three seasons as the team's VP/college and pro scouting. He was originally hired as the team's national scout. In 2007, the Cowboys went 13-3 and won the NFC East. Of the 53 players on the roster, 38 had been acquired over the three years (2005-07) Ireland served as the team's VP/scouting, seven making the Pro Bowl during that time. He began his Cowboys tenure as the team's national scout in 2001. In his four years in that role, his talent evaluation helped lead to the drafting of four Pro Bowl performers.

Prior to joining the Cowboys, Ireland spent four years with the Kansas City Chiefs as an area scout. He served as a National Football Scouting Combine area scout from 1994-1996 and helped coach special teams at North Texas from 1992-1993. Ireland graduated from Baylor, where he handled placekicking duties from 1988-1991, finishing third on the school's all-time scoring list with 213 points and a career-record 45 field goals. He was the South team's kicker in the 1992 Senior Bowl.

The Abilene, Texas native is the stepson of Chiefs Hall of Fame LB/C E.J. Holub and the grandson of former Eagles player and Bears personnel executive Jim Parmer.





## **KHAI HARLEY** **VICE PRESIDENT OF FOOTBALL ADMINISTRATION**

In his 16th Saints season and 23rd in the National Football League, Harley's primary focus is contract negotiation and strategic planning/management of the Saints salary cap and roster management. In his eighth season in his current position after serving as

director of football administration from 2008-13, he works in conjunction with the player personnel department, making player acquisitions fit within the salary cap structure. Harley works closely with the Pro and College Personnel departments in preparation of free agency and the NFL Draft. His duties also include contract negotiations, coordinating different areas of football operations, roster management and other administrative functions of running the club. He is a key liaison with the NFL Management Council and NFLPA. Harley has a deep background in NFL salary cap administration, Collective Bargaining Agreement regulations and the research of player contracts. He arrived in New Orleans in 2008 after serving for five years as the Manager of Labor Operations with the NFL Management Council.

On a daily basis, Harley researches contracts and cap statistics from not only the club but from around the NFL. It's similar to the daily and yearly reconciliation he did for all 32 clubs in his former position, where he calculated cap figures for each team, made adjustments for the following year and analyzed statistical trends related to signings.

Harley has also been a member of the NFL's Diversity Council, which is designed to promote diversity throughout the NFL's administrative offices, recommend diversity initiatives and implement/oversee approved programs. He started working in the League Office in 2002 as a Player Personnel Analyst, working to ensure each team's compliance with the salary cap, analyzing player contracts and researching the eligibility of college players.

Prior to entering the NFL, Harley was a financial analyst with Bloomberg, L.P. from 1995-2000, analyzing domestic and international bond markets, studying trends in European markets for clients, training employees and international staff and ensuring that debt issuance within Emerging, Latin American and U.S. Private Placement Markets were in compliance with corporate and SEC guidelines.

Harley graduated with a degree in Accounting from Rutgers University in 1998, twice receiving the National Association of Black Accountants Scholarship Award. He earned a master's degree in Sports Management from Springfield College in 2001. Harley was recognized by the Rutgers African-American Alumni Alliance in 2012 as a Hall of Fame inductee for his continuing contributions in supporting the educational programming, cultural awareness and development in continuing education in the undergraduate, graduate and post graduate levels. In 2019, he received the Salute to Excellence Award from the Fritz Pollard Alliance Foundation. He has participated in the 2021 NFL/Black College Hall of Fame Ozzie Newsome General Manager Forum and the 2022 NFL Coach and Front Office Accelerator.

# FOOTBALL OPERATIONS



## **MICHAEL PARENTON** DIRECTOR OF PRO PERSONNEL

Michael Parenton enters his 12th season with the New Orleans Saints scouting department and third as the director of pro personnel, following seven seasons as a pro scout. Parenton originally joined the organization in 2012 as a scouting assistant.

Parenton played in two games with the New York Jets in 2009 as an offensive lineman and on special teams after being signed by the club as an undrafted free agent out of Tulane University. The former team captain was a four-year letterman for the Green Wave football team and an All-Conference USA selection all four seasons. A Thibodaux native, Parenton graduated with a bachelor's degree in finance and earned a master of accounting degree. He attended E.D. White High School in Thibodaux, where he lettered in football and track. He was a three-year starter on both the offensive and defensive lines and a two-time first team 3A All-State selection.

Parenton and his wife, Jenna, have one daughter, Scout.



## **SCOTT KUHN** DIRECTOR OF FOOTBALL ADMINISTRATION

Scott Kuhn comes to the New Orleans Saints in 2023 with 23 years of experience in NFL front offices, with extensive experience in college and pro scouting and analytics.

Kuhn comes to the Saints after spending the past 16 seasons as a member of the player personnel staff of the Minnesota Vikings. In the 2022 campaign, he was promoted to director of football quantitative methods/pro scout, where he oversaw research analysis and project development, while also continuing in a pro scout role, which he held since first joining the organization in 2007. From 2016-21, he served as director of analytics/pro scout.

During his Vikings tenure, Kuhn most recently worked with Minnesota's scouting, football, medical and strength and conditioning staffs on projects. He served as the club's primary analyst on draft history, roster construction and player performance. Kuhn directed football analysis for game play and team tendencies along with coordinating XY (Zebra) data analysis. Kuhn also worked with Vikings IT to build user interfaces based on analytics discovery.

Kuhn worked with the Miami Dolphins as college scouting coordinator for his final five seasons of a six-year tenure with the club. He joined the Dolphins in 2000 as a player personnel intern and rose within the organization during his tenure.

# FOOTBALL OPERATIONS

A 1997 graduate of Kansas State University, Kuhn holds a degree in anthropology. He is a native of Topeka, Kansas, where he attended Hayden High School. Kuhn is married to Rita Kuhn with children, Alex and Julia.



FOOTBALL



## **DEREK STAMNOS** DIRECTOR OF OPERATIONS

Entering his fifth season with the New Orleans Saints and 13th overall in the National Football League, Director of Operations Derek Stamnos oversees the logistical needs of the football team, including travel.

He joined the Saints after working for the Detroit Lions for five seasons, where he held a wide spectrum of football operations responsibilities during his tenure. First serving as manager of football administration in 2014, Stamnos served as manager of team operations in his final four seasons with the club. Prior to joining the Lions, Stamnos worked in the operations department for the Miami Dolphins from 2011-14

Stamnos has bachelor's degrees in both Business/Communications and in Business & Interdisciplinary Studies from Arizona State University, where he worked in football operations and recruiting as an undergraduate and for two years following graduation.



## **RYAN POWELL** PRO SCOUT

Ryan Powell is in his 19th season with the Saints and his 17th as a pro scout. Powell, who also assists in the club's yearly draft preparations, spent his first two years in New Orleans as the Combine Scout. In that position,

Previously, Powell served as a Saints training camp intern in 2004. He also worked on the coaching staff at Linfield College, as an assistant on the team that won the 2004 NCAA Division III National Championship. Powell also worked for the Seattle Seahawks for three summers (1998-2000) as a training camp assistant.

A native of Bend, Ore., Powell graduated with bachelor's degrees in political science and history from Linfield in 2002. He had a standout prep career at Mountain View High School, where he earned All-State honors before playing linebacker at Linfield.

# FOOTBALL OPERATIONS



FOOTBALL



## JUSTIN MATTHEWS PRO SCOUT

Now in his 14th season with the New Orleans Saints, Justin Matthews enters his third season as a pro scout.

Matthews moved into his current position in 2021 after serving three seasons as the club's pro scouting coordinator (2018-20) and his first three campaigns in football operations as a player/personnel analyst (2015-

17).

In his current position, he assists Director of Pro Personnel Michael Parenton in monitoring daily league transactions, overseeing free agency, evaluating pro players and the development of advance scouting reports. Matthews is responsible for prepping all special teams advances for upcoming opponents. He also has extensive experience in compiling projects regarding leaguewide statistical trends and has assisted Vice President of Football Administration Khai Harley with salary cap management and player and contract analysis the past three seasons in addition to his scouting roles. Prior to joining the player personnel department in 2015, Matthews served as a video assistant for two years, initially starting with the club in their stadium operations department in 2010 as the Manager of Business Operations.

A native of Cherry Hill, New Jersey, Matthews is a graduate of Tulane University with a bachelor's degree in both accounting and finance, and a master's of accountancy.



## TOSAN EYETSEMITAN PRO SCOUT

Tosan Eyetsemitan enters his second season as a pro scout with the Saints personnel department after serving as a football administration associate in 2021.

Eyetsemitan joined the Saints after four seasons with the Cleveland Browns in their player personnel department, where he held responsibilities in pro scouting, college scouting and administration. Eyetsemitan also worked for TD Securities as an investment banking analyst from 2014-17.

The Lincoln, R.I. native played linebacker at the University of Pennsylvania from 2010-13, moving into the starting lineup as a junior when Penn captured the Ivy League Championship. Following graduation with a bachelor's degree in international political economics in 2014, he participated in the Miami Dolphins' rookie minicamp. In 2022, Eyetsemitan received a Master of Science in legal studies from Cornell Law School.



# FOOTBALL OPERATIONS



## **CODY RAGER** ASSISTANT COLLEGE SCOUTING DIRECTOR

Cody Rager enters his ninth season with the New Orleans Saints and third as assistant college scouting director after he was promoted to the role in 2021. He spent the previous three years as a national scout after starting his career with the Saints as an area scout in

2015.

From 2014-15, Rager served as the University of Tennessee's Director of Recruiting. The Morris, Ala. native spent the previous two seasons (2012-13) in the Miami Dolphins personnel department. Rager served as a scouting assistant in 2012 and was promoted to West Regional scout in 2013. From 2010-12, Rager worked as a Player Personnel assistant at his alma mater, the University of Alabama, where he provided current information, evaluation and highlights for all Crimson Tide prospects.

Rager received Bachelor's degrees in Finance and Economics in 2010 and earned his Master's degree in Sport Management in 2012.



## **MIKE BAUGH** NATIONAL SCOUT

Mike Baugh – an experienced member of the Saints player personnel department who is entering his 31st season in the NFL – is in his 21st season as a member of the club's scouting staff and seventh as a national scout. Baugh is in his second stint with the Saints, rejoining the club in 2008 as an area scout after serving as a pro scout with the club from 2000-04.

From 2005-07, Baugh served as the Assistant Director of Player Personnel for the Miami Dolphins. Prior to his tenure in Miami, his responsibilities with New Orleans included evaluating free agent prospects, advance scouting of opponents and assisting in yearly draft preparations.

Baugh opened his National Football League career with the Seattle Seahawks, spending eight years with the club in various capacities. He started as a public relations intern in 1992, served as an administrative assistant to head coaches Tom Flores and Dennis Erickson from 1993-96 and moved to the player personnel department in 1997, where he was a scouting assistant. In 1998, Baugh was named manager of football administration for Seattle and in 1999, his final year with the club, was promoted to assistant director of pro scouting.

Baugh graduated from Central Washington University with a business administration degree in business administration. He and his wife, Christine, have a daughter, Hannah, and a son, Brett.



## **TERRY WOODEN** NATIONAL SCOUT

Bringing the perspective of a ten-year NFL playing career and the last 20 years evaluating college players, Terry Wooden enters his 17th year with the Saints and eighth as a national scout. For his first nine years with the club he served as an area scout where his responsibilities included evaluating the prospects from the colleges located in the Western region of the country.

Wooden joined the Saints in 2007 after serving as a college scout for the Buffalo Bills from 2003-2006.

Wooden was selected in the second round (29th overall) by Seattle in the 1990 NFL Draft and played for the Seahawks through 1996. After departing Seattle, he had stints with the Kansas City Chiefs (1997) and the Oakland Raiders (1998). He posted career totals of 700 tackles, 10 sacks, seven interceptions, 34 passes defensed and 12 fumble recoveries. While with the Seahawks he was voted by his teammates as the club's 1992 Ed Block Courage Award winner, presented to the player who best exemplifies the principles of courage and sportsmanship.

During his college career at Syracuse University, Wooden was a four-year starter and selected to the All-East Coast Athletic Conference first-team three times. He graduated in 1990 with a sociology degree. Following his career, Wooden was voted to the Syracuse All-Century Team.

Terry's younger brother, JoJo Wooden, is the director of player personnel for the Los Angeles Chargers.



## **JON SANDUSKY** AREA SCOUT

Jon Sandusky, a veteran of 22 seasons in player personnel, enters his ninth season with the New Orleans Saints as an area scout. Prior to coming to New Orleans, he spent five seasons with the Cleveland Browns, four as director of player personnel and one as a player personnel associate. He joined the Browns in 2010 after serving nine years in the Philadelphia Eagles player personnel department. He joined the Eagles in 2001 as an intern, served as pro scout from 2002-07 and was promoted to director of pro personnel in 2008. Sandusky was a coaching intern in 2000 at Penn State.

A native of State College, Pa., Sandusky played safety for Penn State from 1996-99 and earned an exercise science degree. He was a member of the Big Ten's all-academic squad from 1998-99 and received the Frank Patrick Commitment Award in 1998 for his dedication, academics and conditioning.



## FOOTBALL OPERATIONS




### CASEY TALLEY AREA SCOUT

Casey Talley enters his eighth season as an area scout and his 12th year as a member of the New Orleans Saints player personnel staff.

Prior to his promotion in 2016, Talley worked for two years as the club's combine scout. From 2012-13, he served as a player personnel assistant. In his role, he assisted the team's player personnel department in various areas, including evaluating both college and professional players, advance scouting of upcoming opponents, in-season tryouts and attending college pro days.

Talley graduated from the University of Oklahoma in 2011 with a bachelor's degree in business administration.



### JOEY VITT, JR. AREA SCOUT

Joey Vitt is in his 15th season with the New Orleans Saints personnel department, for whom he's served a number of roles and his ninth as an area scout. He first joined the club in 2009 as a scouting assistant and served as a combine scout from 2012-14.

Vitt was born on March 3, 1980 in Towson, Maryland and majored in sports management at Towson. He is the son of longtime NFL coach Joe Vitt, who served as assistant head coach/linebackers with the Saints from 2006-16.



### C.J. LEAK AREA SCOUT

Returning to New Orleans in 2021 to serve as an area scout, C.J. Leak enters his fifth season overall with the club and 16th on a NFL player personnel staff.

Leak returned to New Orleans after serving as the team's combine scout from 2016-17. From 2018-20, he served as assistant director of pro personnel of the Houston Texans, with Houston capturing two straight AFC South division titles from 2018-19.

Prior to his first stint with New Orleans, Leak spent eight seasons (2008-15) with

# FOOTBALL OPERATIONS



FOOTBALL

the Buffalo Bills player personnel department, including three as an area scout. He received his start with the Bills as a pro personnel assistant and then worked three years as the team's BLESTO scouting representative. Leak spent three seasons (2005-08) as a defensive graduate assistant/recruiting quality control coach at the University of Florida, where he helped the Gators capture two BCS National Championships.

Before joining the NFL front office ranks, Leak spent a portion of 2006 on the Bills' practice squad and spent the 2007 preseason with the Tampa Bay Buccaneers. As a collegiate athlete, he spent two years at Wake Forest before transferring to the University of Tennessee to finish out his playing career. Leak graduated from Tennessee in 2004 with a bachelor's degree in sociology.

Leak's father, Curtis, was drafted by the Green Bay Packers in 1976 as a wide receiver out of Johnson C. Smith and spent four years in the National Football League with Green Bay, Pittsburgh, Tampa Bay and the Los Angeles Rams. Leak's younger brother, Chris was the quarterback for the 2006 National Champion Gators and coached Florida's wide receivers in 2014.



## SCOTT CAMPBELL SENIOR COLLEGE SCOUTING ANALYST

Scott Campbell joined the New Orleans Saints in 2018 as an area scout and now enters his third season as the team's senior college scouting analyst. He is entering his 37th NFL season and came to New Orleans after spending 17 years with the Washington Commanders.

Prior to serving as serving as Senior Personnel Executive for Washington in 2017, Campbell served as the team's Director of College Scouting, a position in which he oversaw the team's college scouting department and set the team's draft board for the team's 2017 draft class and played an integral role in identifying and selecting a number of impact contributors.


Campbell originally joined Washington in 2001 as Director of College Scouting, overseeing the area scouts and assisting with the club's draft operations before heading up the scouting of pro personnel for the next four seasons. He returned in 2006 to take charge of the college scouting department, where he spent two seasons before being promoted to Director of Player Personnel. In 2015, he transitioned back to Director of College Scouting. Previously, Campbell spent the 2000 season in Chicago as Director of Pro Personnel, after three seasons in Kansas City, serving as a southeast area scout (1997-99).

Campbell began his NFL career with the Atlanta Falcons in 1987, serving as an assistant to his late father, Head Coach Marion Campbell - who also served as the defensive coordinator for the NFC Champion Philadelphia Eagles in 1980. He spent three years as the administrative assistant to the coaching staff, helping coordinate training camp, scouting, quality control and additional football logistics. In 1990, he moved over to Atlanta's personnel department fulltime for a seven-season run as an area scout. Campbell earned his bachelor's degree in education from the University of



# FOOTBALL OPERATIONS

Georgia in 1984, where he played on the offensive line for three SEC Championship squads, including the 1980 National Championship team. He went on to earn a master's degree in education from Auburn University in 1986, while working with the Tigers' coaching staff as a graduate assistant from 1985-86.



## PAUL ZIMMER AREA SCOUT

Paul Zimmer enters his 17th season with the New Orleans Saints and his second as an area scout.

He moved into the full-time college scouting position in 2021 after spending eight seasons as the club's college scouting coordinator, having also added area scouting responsibilities seven years ago. In that position, he was responsible for maintaining the day-to-day operations of the club's college scouting department and its scouting staff, as well as processing and organizing information on draft-eligible players. In addition to these duties, in 2017 he took over as the area scout for colleges in Louisiana, Mississippi, Arkansas, and Missouri. For the previous three years he served as the area scout for South Dakota, North Dakota, Minnesota, Montana, Iowa, and Nebraska.

The Sioux Falls, S.D. native served as a video assistant from 2010-13, where his primary duties were filming all games and practices, organizing weekly game film from other teams and creating specialized cutups for the coaching staff. He first joined the club as a ticket and suite sales account executive in 2007.

Zimmer played rugby at Northwest Missouri State and graduated in 2007 with a bachelor's degree in marketing.



## MIKE DIJULIO AREA SCOUT

Mike DiJulio, an 11-year veteran of player personnel, enters his sixth season with the New Orleans Saints in 2021. It will be his fourth year as an area scout after serving as a combine scout in 2018.

From 2014-16, DiJulio served as general manager of football operations for the Arena Football League's Orlando Predators, a time when the Predators qualified for the playoffs all three seasons, captured two division titles and advanced to the conference championship once. DiJulio also previously served as the director of player personnel for the Portland Thunder (2013-14) and as the director of communications/player personnel assistant for the Utah Blaze (2011-13)

DiJulio began his career in football as a research assistant for Scouting Services Inc. from 2009-11. He graduated from Washington State University with a bachelor's degree in social sciences.



### **MATT PHILLIPS** AREA SCOUT

Matt Phillips enters his seventh season with the Saints and first as an area scout, after serving for four years as the club's combine scout.

As the club's combine scout from 2019 through the 2023 NFL Draft, Phillips in his position worked for the Saints and the National Scouting Combine. Phillips' reports on college prospects were shared with other teams that are members of the service. Coming to New Orleans in 2017 following graduation from college, Phillips served as a scouting assistant with the Saints for two seasons.

Phillips graduated from Ohio University in 2017 with a bachelor's degree in sports management and a minor in business administration. As an undergraduate he served as a football recruiting assistant. The Chicago native also served in summer athletic department internships at Northwestern University in 2014 and 2015.



### **WILL MARTINEZ** COMBINE SCOUT

Will Martinez enters his fifth season with the Saints and first as the team's combine scout, after serving for the last two years as the club's scouting coordinator.

As the club's combine scout, Martinez in his position works for the Saints and the National Scouting Combine. Phillips' reports on college prospects are shared with other teams that are members of the service. Coming to New Orleans in 2019 following graduation from college, Phillips served as a scouting assistant with the Saints for two seasons before being promoted to scouting coordinator in 2021.

Prior to joining New Orleans, Martinez served as a recruiting assistant at the University of Georgia in 2018, where he identified, evaluated and marketed football recruits within the Bulldogs coaching staff members' assigned regions and positions, while directly assisting in the program's recruiting operations for travel, official/unofficial visit itineraries, summer camps and film. He also managed a staff of student assistants in the Georgia recruiting department.

Martinez received his bachelor's degree in business administration from the University of Tennessee in 2018, where he was a wide receiver for the Volunteers' 2015 and 2016 bowl teams and served as a student assistant in 2017, working with the defensive and special teams coaches. Martinez's father, Willie, owns nearly 40 years of coaching experience and currently serves as secondary coach at Tennessee.

# FOOTBALL OPERATIONS



## **ZIAD QUBTI** COLLEGE SCOUTING COORDINATOR

Ziad Qubti comes to New Orleans in 2023 for his first season after serving in football operations in the college ranks for the past four years.

Prior to joining New Orleans, Qubti served as assistant to the head coach at Louisiana Tech University from 2022-23, where he supported Head Coach Sonny Cumbie and the football staff in multiple facets. He served as the team's Pro Player and NFL Scout Liaison, assisted in coordination of team travel, organized and managed the team's calendar and worked with multiple departments and stakeholders at the university for football-related projects.

Qubti received his bachelor's degree in business management from Texas Tech in 2021, where he served as an offensive student assistant for three years.



## **FRED MCAFEE** VICE PRESIDENT/ PLAYER ENGAGEMENT

Fred McAfee begins his 17th year in a player development role, after playing ten seasons with the club as part of a 15-year NFL playing career, both at running back and as a special teams ace. With a wide-range of responsibilities centered around helping players and their families improve their quality of life and invest in their futures, McAfee was promoted to Vice President/Player Engagement in 2021.

As part of the team's commitment to encouraging the lifelong wellness of their players, McAfee has developed programs over the past 16 years as the organization's head of player development that allow players to develop off-the-field during and beyond their National Football League careers. Responsible for the team's off-field training and educating players through club and league initiatives, he also organizes continuing college education opportunities, internships, life skills training seminars, financial education classes and family assistance. Along with his daily one-on-one contract with veteran players, McAfee also runs the Saints rookie transition program, which serves as an introduction into life in the NFL, aiding them in learning how to manage the increased stress and responsibility of being an NFL player, assisting them during their integration into the team, creating a better understanding of what it takes and means to be a successful player, on and off the field.

The transition to the front office has been smooth for McAfee, who was known as a positive influence in the locker room during his time in the league. He played in 194 regular season games in his career and 14 postseason contests, including 122 regular season games and three playoff contests in two stints with New Orleans. Picked by the Saints in the sixth round of the 1991 NFL Draft out of Mississippi College, he played for the first three of the club's division champion teams and has been an administrator for the additional six, including the 2009 Super Bowl XLIV Championship campaign.

# FOOTBALL OPERATIONS



FOOTBALL

McAfee first played for the Saints from 1991-1993, leading New Orleans in rushing as a rookie with a career-high 494 yards. That season the Saints won their first NFC West division title. Following a seven-game stint with the Arizona Cardinals in 1994, he was signed by the Pittsburgh Steelers later that season. He stayed with the Steelers until 1998, and served as their special teams captain for two years. McAfee rejoined the Saints in 2000 following a brief stint in Tampa Bay and was voted to the Pro Bowl in 2002 for his stellar special teams play. The final game of his playing career was the 2006 regular season finale vs. the Carolina Panthers, and one of the final carries of McAfee's career was a six-yard burst for a touchdown in the third quarter. McAfee was selected to the Saints Hall of Fame in 2022, based on his excellence on special teams.

McAfee played at Mississippi College from 1987-90 and is the school's all-time leader in rushing (4,416), rushing touchdowns (38) and all-purpose yards (6,230). He graduated with a bachelor's degree in mass communications in 1991 and was inducted into the school's Athletic Hall of Fame in 2002, the Division II College Football Hall of Fame in 2011 and into the Mississippi Sports Hall of Fame in 2015. In 2007, he completed the NFL Managers Program at Stanford University's Executive Education Graduate School of Business. He has also completed his Athlete Development Professional Certification at the Wharton School of Business.

## FOOTBALL OPERATIONS



**DEBBIE  
GALLAGHER**  
Executive Assistant  
to the EVP/GM



**DANNY  
LAWLESS**  
Director of Security




**BEN  
AUTIN**  
Software Developer



**CHAD  
VINCENT**  
Director of Football  
Applications



**ZACH  
STUART**  
Director of Analytics



**GRANT  
MATHEWS**  
Manager of Team  
Operations



**EVAN  
MEYERS**  
Assistant Player  
Engagement/Legends  
& Alumni Manager



**HARRY  
PIPER**  
Scouting Assistant



**RISHI  
DESAI**  
Scouting Assistant



# FOOTBALL OPERATIONS



## **DOUG MILLER** EXECUTIVE DIRECTOR OF FOOTBALL COMMUNICATIONS

Doug Miller enters his 32nd season in the National Football League and his 17th campaign with the New Orleans Saints, where he is responsible for the team's day-to-day communications and public relations efforts.

Miller joined the Saints staff in 2006 after 15 seasons with the New York Jets, where he served in a variety of roles, including his last four as director of public relations. He began his career in 1991 as an intern in the Jets' department before being hired full-time. Miller's worked 13 Super Bowls, numerous AFC Championship games and has served on a variety of committees and working with the Super Bowl and NBA All-Star game committees.

The Pittsburgh, Pa. native first served as a student assistant in the Sports Information Department at the University of Pittsburgh as an undergraduate in the late 1980's. He completed his Bachelor of Arts from the State University of New York. Miller resides on the Northshore with his wife, Carolyn. They have one son, Tyler and one daughter, Lauren.

## **COMMUNICATIONS/PHOTOGRAPHY STAFF**




**MICHAEL C. HEBERT**  
Director of  
Photography



**JUSTIN MACIONE**  
Director of Football  
Communications/  
Publications Director




**DAVIS FRIEND**  
Football  
Communications  
Coordinator



**SAM SHANNON**  
Corporate  
Communications  
Manager



**DAN SIMMONS**  
Alumni/Legends  
Development  
Coordinator



**GRANT SEGAR**  
Communications and  
Govt. Relations  
Associate



## DAVE DESPOSITO VIDEO DIRECTOR

Dave Desposito, who oversees the filming of all games and practices and edits the video on a daily basis for the coaches, scouts and front office personnel, enters his 22nd season with the New Orleans Saints as video director.

Desposito's responsibilities include breaking down the opponent's weekly game video and keeping a detailed archive for the coaching staff. Under his supervision, the Saints have also installed a state-of-the-art, digital editing system networked throughout the building via computer, accessible by the coaching and player personnel staff. Desposito also oversaw the club's upgrade to HD technology and is responsible for the "Thunder Cloud" tablet downloads of video for players, coaches and road scouts.

It's time-consuming work that involves late nights and tight deadlines, and the game film that Desposito and his staff generates – as well as that of every NFL team – is uploaded to a network that all 32 teams have access to.

Desposito came to New Orleans after serving as assistant video director from 1998-2001 for the Jacksonville Jaguars. He worked from 1993-97 for the New York Giants as an intern, coach's show assistant and video assistant.

A native of Little Ferry, N.J., Desposito graduated from William Paterson University with a bachelor's degree in communications.

## VIDEO STAFF

---



**JOE  
ALLEY**  
Assistant Video  
Director



**TIM  
YOUNGBLOOD**  
Video Assistant



**CHRIS  
McNEICE**  
Video Assistant

# FOOTBALL OPERATIONS



## **BEN STOLLBERG** DIRECTOR OF SPORTS MEDICINE

Ben Stollberg is in his tenth season with the Saints and third as Director of Sports Medicine after serving as Assistant Head Athletic Trainer from 2019-20.

Prior to coming to New Orleans as an assistant athletic trainer at the start of the 2014 regular season, Stollberg served as an assistant athletic trainer at Mississippi State from 2011-14. He worked with the Bulldogs football and women's tennis programs. In 2014, Stollberg received the Southeast Athletic Trainers Association's Backbone Award, which recognizes an outstanding assistant athletic trainer in the region.

Stollberg received a master's degree in kinesiology from LSU in 2011, where he served as a graduate assistant from 2009-11, working with the football and men's & women's track & field/cross country programs. He graduated from Marquette University in 2009 with a bachelor of health sciences degree in athletic training.

Stollberg is a member of the National Athletic Trainers Association (NATA) and the Professional Football Athletic Trainers Society. Stollberg is certified in Active Release Techniques and is a certified Performance Enhancement Specialist through the National Academy of Sports Medicine (NASM).



## **SHONE GIPSON** HEAD ATHLETIC TRAINER

Shone Gipson, a 21-year National Football League veteran, enters his fourth season as the New Orleans Saints' Head Athletic Trainer.

Prior to coming to New Orleans in 2020, Gipson served the majority of his NFL athletic training career with the Buffalo Bills and Cleveland Browns. He served as head athletic trainer of the Bills from 2015-17, promoted after 12 seasons as an assistant athletic trainer. He served as an assistant athletic trainer with the Browns from 2018-19.

Gipson received a bachelor's degree in kinesiology with an emphasis in athletic training from the University of Houston in 1999, where he served as a student trainer. Following his graduation, Gipson served as a graduate assistant athletic trainer at Stephen F. Austin (1999-2001), serving as a summer training intern with the New York Giants (2000), while receiving a master of education in secondary education/athletic training emphasis. He served as a season-long assistant athletic training intern with the Bills from 2002-03, before joining Texas A&M as an assistant athletic trainer for men's basketball and golf from 2003-04, then returning to Buffalo (2004). He received his first NFL athletic training experience with an internship with the Washington Commanders in 1998.



## **JONATHAN GRESS** DIRECTOR OF REHABILITATION

Jonathan Gress joined the New Orleans Saints in 2018 as an assistant athletic trainer after serving as assistant athletic trainer/physical therapist with the Miami Dolphins for four seasons. In 2019, he was promoted to his current position, where he supervises the rehabilitation of injured players.

Prior to joining the Dolphins, Gress spent four years (2010-14) at the University of Arizona as an assistant athletic trainer/physical therapist. The Norman, Ok. native received his master's degree in physical therapy from Oklahoma University in 2008 and an additional master's degree in athletic training at Texas Tech in 2010.



## **KEVIN MANGUM** ASSISTANT ATHLETIC TRAINER

Among the club's longest-tenured employees, Assistant Athletic Trainer Kevin Mangum works in conjunction with the other members of the New Orleans Saints training staff to maintain the overall health and welfare of the team while also treating and rehabilitating injured players.

A native of Tylertown, Miss., Mangum has collected a lengthy list of honors as he enters his 43rd season with the Saints, including being inducted into the Louisiana Athletic Trainers Association Hall of Fame in 2008.

His contributions have helped the Saints athletic training staff earn several awards, including the 2007 Southeastern Athletic Trainers' Association (SEATA) Professional Athletic Trainers Award, the Fain Cain Memorial Award in 2006 and the 1986 and 2006 NFL Athletic Training Staff of the Year. Mangum received the Southeast Athletic Trainers Association's 1991 Backbone Award, which recognizes an outstanding assistant athletic trainer in the region. In 2015, he was the NFC recipient of the Tim Davey Assistant Athletic Trainer Award, as voted on by NFL peers with the Professional Football Athletic Trainers Society. In 2022, he was honored by the Saints Hall of Fame with the Joe Gemelli "Fleur-De-Lis" Award, the hall's annual honor recognizing contribution to the franchise. Mangum is a member of the Southwest Mississippi Junior College and University of Southern Mississippi Sports Hall of Fames.

Mangum was a student athletic trainer for two years at Southwest Mississippi Junior College and two more at the University of Southern Mississippi before joining the Saints in 1981. He received a bachelor's degree in athletic administration with a specialization in athletic training from USM in 1981, and an advanced degree in physical education from the University of New Orleans in 1988.



# FOOTBALL OPERATIONS



## **BOBBY FEEDBACK** ASSISTANT ATHLETIC TRAINER

Bobby Feedback joined the Saints as an assistant athletic trainer in 2021. In his role, Feedback assists Director of Sports Medicine Ben Stollberg, Head Athletic Trainer Shone Gipson and the rest of the New Orleans sports medicine staff in matters pertaining to the supervision and/or administration of injury prevention, treatment and rehabilitation of the team's athletes.

Prior to coming to New Orleans, Feedback served in the same capacity for the University of Alabama Football program from 2018-21. He gained his first NFL experience as a seasonal intern with the Dallas Cowboys from 2014-16.

Feedback earned his bachelor's degree in athletic training from Eastern Kentucky University in 2014 and went on to earn a master's degree in health studies from Alabama in 2018.



## **JAMIE MEEKS** DIRECTOR OF SPORTS NUTRITION

Jamie Meeks, the club's Director of Sports Nutrition since 2015, is a Registered Dietitian (RD) and a Board Certified Specialist in Sports Dietetics (CSSD). She graduated from Louisiana State University in 2009 with a Bachelor's Degree in Nutritional Science (Dietetics). After graduation, she moved to Little Rock, Arkansas, to complete her Dietetic Internship at the University of Arkansas for Medical Sciences. After completing her internship and receiving her dietetics license, Jamie returned to LSU and earned her Master's in 2011 in Kinesiology with a concentration in Exercise Physiology.

Meeks was a three-time team captain LSU Cheerleader, who cheered for some of their most successful sports teams, including the 2007 National Championship Football team, the 2006 SEC Champion/Final Four Men's Basketball squad and the 2007 Final Four Women's Basketball team. Meeks also competed for LSU as a member of LSU Cheerleading's nationals team, which faced off against the elite collegiate cheerleading teams in the nation every year at UCA College Nationals in Orlando, Florida.

After completing her education, Meeks became Director of Sports Nutrition for LSU Athletics and was the first full-time dietitian on staff in the program's history, where she developed the sports nutrition program, which functions both to attend to the athletes' dietary needs and educate them on proper nutrition and fueling strategies for optimal performance. She played a key role in establishing the Athletic Fueling Stations and the initial planning for a multi-million dollar athletic dining facility at LSU. Aside from building the program, Meeks also created the Undergraduate Sports Nutrition Internship, which gave LSU's dietetic undergraduates an opportunity to gain valuable hands-on experience in the field for the first time.

# FOOTBALL OPERATIONS

With the Saints, Meeks helps the players maintain their nutrition and implement optimal strategies for fueling, hydrating, and supplementing their diets so that they're achieving peak performance both in their training and on the field. She also provides medical nutritional therapy and works closely with the athletic trainers, strength coaches, and team doctors in counseling the team and individual players.

Meeks is the Director of Finance & Administration for the Professional Football Dietician Society and a member of the Academy of Nutrition and Dietetics, Louisiana Dietetic Association, Collegiate and Professional Sports Dietitians Association, and the Sports Cardiovascular and Wellness Nutrition dietetic practice group.



FOOTBALL

## MEDICAL STAFF


---



**DR. JOHN  
AMOSS**  
Team Physician



**DR. KARIM  
MEIJER**  
Team Orthopedist



**DR. W. STEPHEN  
CHOATE**  
Team Orthopedist



**DR. DAVID  
LESLIE**  
Team Physician



## DR. MATT RHEA DIRECTOR OF SPORTS SCIENCE

Dr. Matt Rhea is in his second season as the Saints director of sports science after being hired by the team prior to the 2022 offseason.

Rhea implemented his data-driven, scientific training system in 2022 after serving in the same position at the University of Alabama from 2020-21. In Tuscaloosa,

Rhea specialized in the science of sports training to help Alabama's student athletes reach their fullest athletic potential. The data that Rhea and the Alabama staff collected helped determine exactly what recovery strategies each player needed to create an optimal environment for training and development on a personalized level. Rhea played an important part on the strength and conditioning/sport science side of a Crimson Tide program that captured the 2020 College Football Playoff Championship and featured six consensus All-Americans and six NFL first round draft picks and in the 2021 season reached the title game and featured four consensus All-Americans and has boasted two consecutive Heisman Trophy winners.

Rhea has worked as a football strength and conditioning coach for 14 years, including five years with National Football League combine training, five in high school football and four at the collegiate level. He came to Alabama from Indiana University, where he spent the previous two years as IU's High-Performance Coordinator while working with the Hoosiers' football program.

Prior to his successful tenure in Bloomington, he was the head of sport science at IMG Academy, an athletic training complex from 2016-17. There, he contributed to the optimal development of athletes through innovative assessments and advanced strength and conditioning.

Rhea launched a consulting company in 2001 and worked in helping NFL, NBA, MLB and NHL teams, International Olympic programs and college athletic departments. He provided direction to his clients in areas like speed training, injury prevention and performance optimization.

Rhea advanced to become a full professor of kinesiology at A.T. Still University, where he taught courses in sports conditioning and exercise physiology. Rhea has published nearly 100 studies in sports performance enhancement, as well as lecturing in seven different countries. He played football for three years at UNLV and Southern Utah. He received his bachelor of science degree in physical education from Southern Utah in 1998, a master of science in exercise science and physical education from Arizona State in 2001 and a master of science in sports management from American Public University in 2016. He went on to earn his doctorate of philosophy in 2004 from Arizona State with an exercise and sport science academic focus and an athletic performance enhancement research focus.

Rhea and his wife, Kellie, have five sons, Isaac, Jake, Ethan, Kelen and Karsten.



## MATT CLAPP STRENGTH & CONDITIONING

Matt Clapp returns in 2023 for his second season as a strength & conditioning coach for New Orleans. Clapp has nine years of experience in the strength and conditioning field.

He joined the Saints in 2022 after serving as an assistant strength and conditioning coach at the University of Alabama from 2020-21, where he was part of a strength staff that helped the Crimson Tide capture the 2020 College Football Playoff Championship and featured six consensus All-Americans and six NFL first round draft picks and in the 2021 season reached the title game and featured four consensus All-Americans, as well as the Heisman Trophy winner each of the past two seasons.

Clapp came to Tuscaloosa after serving as an assistant strength and conditioning coach at Indiana University from 2015-19 and on the strength staff at University of Akron (2014-15), University of Arizona (2013-14) and the Arena Football League's Arizona Rattlers (2013). He received his start in the strength and conditioning field following the conclusion of his NFL playing career, when in 2012, he worked at Triple Threat Performance in Scottsdale, Ariz., where he directed plyometric stations and specific football drills. Clapp is a certified strength and conditioning specialist through the National Strength and Conditioning Association and USAW1.

Following a standout college career at Oklahoma from 2005-09, the Phoenix, Ariz. native was originally signed as a free agent by the Detroit Lions following the 2010 NFL Draft and had practice squad stints with the Saints (2010), Indianapolis Colts (2010), Lions (2011) and Tampa Bay Buccaneers (2011). During his college career in Norman, the team captain played in the 2009 BCS Championship Game, was a part of four additional bowl teams and a member of three Big 12 championship squads. Clapp collected first-team All-Big 12 honors in 2008 to go along with academic first-team honors that same campaign.

Clapp earned his bachelor's degree in social science and educational studies from Oklahoma and his master's degree in sports science/coaching principles from Akron.





### **CHARLES BYRD** STRENGTH & CONDITIONING

Charles Byrd enters his 16th season as a member of the New Orleans Saints strength and conditioning staff, playing an important role in implementing the team's program, with specialized phases in the offseason, preseason and regular season.

Byrd is in his 18th season as a coach and 16th in the NFL after stints on the offseason and training camp rosters of the Cleveland Browns, Green Bay Packers, Washington Commanders and New York Giants from 2005-06 as a defensive back, also playing for the Arena Football League's Las Vegas Gladiators in 2006. He started as a strength and conditioning intern at Miami University (Ohio) in 2006, becoming a graduate assistant in his final year with the Redhawks before coming to New Orleans.

Byrd graduated from Morehead State University in 2005 with a bachelor's degree in university studies, where he played both in the secondary and as a kickoff returner from 2001-04. The Oxford, Ohio native earned Division I-AA Mid-Major All-America honors for two straight seasons. A team captain and three-year starter, he helped the Eagles to three consecutive Pioneer Football League Southern Division championships.



### **ROB WENNING** STRENGTH & CONDITIONING

Rob Wenning enters his 14th season as a member of the club's strength and conditioning staff.

Wenning came to the Saints in 2010 after serving as a strength and conditioning graduate assistant at Louisiana State University from 2008-10 where he completed his master's degree in sports management. During his assistantship in Baton Rouge, he served as the primary strength coach for the swimming and diving and men's tennis teams while also assisting with the football and baseball programs. Prior to enrolling in graduate school at LSU, the Coldwater, Ohio native served a football strength and conditioning internship at Ohio State from 2007-08.

Wenning played on the offensive line and at tight end at Findlay (Ohio) from 2003-06, where he received a bachelor's degree in strength and conditioning.



## JOHN BAUMGARTNER HEAD EQUIPMENT MANAGER

Baumgartner enters his 21st season with the New Orleans Saints, his ninth as head equipment manager.

He began his National Football League career working in the equipment room for the Saints in 2003. In 2008 he was promoted to assistant equipment manager. He also served as head equipment manager of the club's Arena Football League entry, the New Orleans VooDoo, in 2007, assisting in the club's equipment department from 2004-05.

In both 2005 and 2020, Baumgartner has been a part of a Saints equipment staff that was selected in a vote by their peers for the Whitey Zimmerman Memorial Award, annually given to the National Football League equipment staff that exceeds the usual demands of the position. These awards were based on how the equipment staff overcame extraordinary challenges in the forced evacuation from New Orleans because of Hurricane Katrina in 2005 and with COVID-19 in 2020.

The son of former Saints defensive lineman Steve Baumgartner, John Baumgartner attended the University of Southern Mississippi, where he played on the offensive line from 2000-02. The Covington native graduated with a bachelor's degree in sports administration in 2004.

## EQUIPMENT STAFF



**COREY  
GAUDET**  
Assistant  
Equipment Manager



**RICHARD  
KILLIAN**  
Assistant Equipment  
Manager



**BEN  
STEIB**  
Equipment Assistant

NEW ORLEANS SAINTS

# ADMINISTRATION



NEW ORLEANS



SAINTS



NEW ORLEANS

NEW ORLEANS SAINTS

NEW ORLEANS SAINTS

NEW ORLEANS SAINTS

NEW ORLEANS SAINTS







## **GREG BENSEL** SENIOR VP OF COMMUNICATIONS, PRODUCTION, COMMUNITY RELATIONS AND GOVERNMENT RELATIONS

Greg Bense, an integral part of the franchise for 26 years, oversees all aspects of the Saints' communications, broadcasting production, digital and social media, community relations, youth development and government relations departments. In addition, Bense serves in the same role for the New Orleans Pelicans, as well for GMB Management, LLC, where he provides support in communications, community efforts, governmental and strategic counsel for all of Gayle Benson's business enterprises. These businesses include Mrs. Benson's local automotive dealerships, Corporate Realty, Benson Capital Partners and Made By The Water.

Bense also oversees and manages GMB Racing – the horse racing operation for Benson, a multi-million dollar horse business which she started in 2014. Three of GMB Racing's horses – Tom's Ready, Mo Tom and Lone Sailor, have competed in the Kentucky Derby. GMB Racing currently has nearly 50 horses at Benson Farm in Paris, Ky., with Bense assisting in the planning of breedings for the current Benson Farm broodmare band.

Bense was promoted to vice president of communications for the Saints in 2006 after serving for nine seasons as director of media & public relations. He became Senior Vice President of Communications for both clubs in 2012 after Tom Benson's purchase of the city's NBA franchise.

In his current role with the Saints and Pelicans, Bense is responsible for the strategic development and execution of communications strategies for the teams, their digital, social and broadcast platforms and the multi-faceted community relations programs, including community relations and youth sports development. Bense has aligned these groups to maximize their effectiveness both internally and externally, while continuing to spearhead the implementation of key new initiatives to increase the profile of the teams. He is also responsible for managing the government relations strategy and policies on behalf of both clubs and all of Mrs. Benson's enterprises.

Bense has worked on the NFL public relations staffs for three Super Bowls. Prior to joining the Saints, Bense was director of media relations for the Super Bowl XXXI Host Committee and the Greater New Orleans Sports Foundation. He has also served on the media committee for the NCAA Men's Final Four, the SEC Men's Basketball Tournament and the Sugar Bowl.

A New Orleans native who graduated from Jesuit High School and Tulane University, Bense started his professional sports career as a media relations administrator for the PGA of America, where he served on the public relations staffs for the 1991 PGA Championship, the 1991 Senior PGA Championship and the 1991 Ryder Cup.





## **BEN HALES** SENIOR VICE PRESIDENT OF MARKETING AND OPERATIONS

Serving as senior vice president of marketing and operations for GMB Management, LLC., Ben Hales oversees the marketing and operational efforts for both the New Orleans Saints and New Orleans Pelicans, as well as Gayle Benson's additional business ventures, responsible for the implementation of business operations that are aligned with short-term and long-term business goals for all her enterprises. Hales, who enters his 24th season with the Saints and 12th with the Pelicans, spent seven years as the Saints Vice President of Marketing and Business Development (2006-12), six as senior vice president of marketing and business development (2012-17) for both the Saints and Pelicans and five (2017-21) as senior vice president/chief operating officer for both clubs.

On a daily basis with the Saints and Pelicans, Hales directs the Saints' and Pelicans' marketing, creative and business intelligence efforts, as well as game and event presentation. He is intricately involved in both clubs' critical planning of short-term and long-range marketing and operations efforts. Hales' duties also entail the playing facility operations at the Caesars Superdome and Smoothie King Center, promotions, advertising and special events.

During the 2012-13 NBA season, the Hornets franchise announced that they would re-brand following the season and become the New Orleans Pelicans. Hales was instrumental in the re-branding efforts from start to finish, helping to first conceptualize the look to represent the Pelicans namesake and leading the planning for the official announcement in January, 2013.

Hales has played a significant role in the negotiations and finalization for two groundbreaking naming rights deals for the Saints' iconic stadium, most recently a 20-year deal with Caesars Entertainment in 2021. Throughout his tenure, he has helped create and implement a variety of innovative opportunities for both local and national partners to build relationships with the club, including groundbreaking naming rights agreements and the development of Patron Saints Partners, a premium sponsorship program. Under his direction, the club added a sponsorship and fulfillment department, to ensure corporate partners receive the highest level of service.

The Saints increased the number and variety of television and radio programs after Hales assumed the role of the club's primary programming negotiator. In addition to multiple weekly in-season television programs, the Saints now produce numerous specials that air on different local television stations and the team's digital media platforms throughout the year.



# ADMINISTRATION



**ED LANG**  
SENIOR VICE PRESIDENT/  
CHIEF FINANCIAL OFFICER

Ed Lang is in his second year as Senior Vice President of Finance/CFO for GMB Management, LLC. In his role, Lang oversees the financial management of the New Orleans Saints and New Orleans Pelicans, as well as

Gayle Benson's additional business enterprises, including Pelicans G-League entry the Birmingham Squadron, her local automotive dealerships, GMB Racing, Corporate Realty and other real estate holdings, Benson Capital Partners and Made By The Water. Lang was named Senior Vice President/Chief Financial Officer for the Saints and Pelicans in 2012.

Entering his 12th year with the Saints and 13th with the Pelicans, Lang was named Senior Vice President/Chief Financial Officer for both clubs in 2012. In his current role, Lang maintains the financial operations for both clubs and oversees information technology and facilities and grounds departments for both clubs.

Overseeing financial operations for the Saints and Pelicans, Lang leads the strategic planning, budgeting, financial reporting and tax and audit processes. He also serves as the primary financial liaison with the Louisiana Stadium and Exposition District, which is responsible for the maintenance, management and enhancement of the playing facilities of the Saints and Pelicans. In addition to working with the LSED for multiple renovations and enhancements of the home stadium and home court of the teams since 2012, Lang has also supervised several expansions of the Ochsner Sports Performance center, helping provide state of the art playing and practice facilities.

The Cincinnati, Ohio native first came to New Orleans in 2011, following 13 years with the National Hockey League's Nashville Predators in several different leadership capacities. For his last three years with the club, he served as the team's President of Business Operations after the successful sale of the team to a new ownership group. Lang, who was with the franchise at its inception, began as the organization's Vice President/CFO and was named Executive Vice President of Finance and Administration/CFO in 2005.

Instrumental in assisting the club's founder Craig Leipold in securing the expansion franchise that became the Predators in 1997, Lang was one of the club's first employees, playing an important role in creating the organization's structure and establishing its business operations. He was in charge of all aspects of the Predators operations outside of hockey, including Bridgestone Arena operations and development of the club's long-term plans and goals. He was responsible for the franchise's business operations, which included ticket operations and sales, sponsorship sales, broadcasting, marketing, communications and development, administration and finances.

Prior to joining the Predators organization, Lang worked for S.C. Johnson and Son in Racine, Wisc. for 12 years. He served in a variety of business and financial capacities, including venture manager for the office of the chairman, financial support manager, North America professional markets; and financial project manager, corporate financial analysis.

In 2006, Lang was elected to the board of directors for Johnson Outdoors, a leader in the outdoor recreation market. The company designs, manufactures and markets a

# ADMINISTRATION

portfolio of winning, consumer-preferred brands across four categories: watercraft, marine electronics, diving and outdoor equipment.

Lang serves as a board member of the Louisiana Children's Museum. He also previously served on the Loyola University New Orleans School of Business Visiting Committee and as a board member of the Southeast Louisiana Boy Scouts of America. Prior to moving to New Orleans, Lang was very active in the Middle Tennessee community. He served as Chairman of Nashville's Adventure Science Center in 2008-10, and as a member on numerous boards, including the Nashville Convention and Visitors Bureau, the Nashville Downtown Partnership, Make-A-Wish Foundation of Middle Tennessee and the Nashville Predators Foundation.

A 1985 Indiana University graduate with a B.S. in finance, Lang received his MBA from Marquette University in 1992. He is an outdoor enthusiast and has competed in numerous triathlons, marathons and cycling events. He also enjoys skiing and mountain climbing.



**VICKY NEUMEYER**  
SENIOR VICE PRESIDENT/  
GENERAL COUNSEL

Vicky Neumeyer was named Senior Vice President/General Counsel of the New Orleans Pelicans, in addition to serving in the same position for the New Orleans Saints, in June, 2012, overseeing all legal aspects of both teams.

Providing comprehensive legal consultation and services to the two clubs' executive staff and assuring compliance in all of the organizations' business endeavors, Neumeyer's been a key member of the Saints front office since joining the club in 2000 and was promoted to vice president/general counsel in 2006.

Her responsibilities include drafting key documents - including leases, sponsorship agreements and broadcast contracts - identifying and analyzing legal issues and presenting comprehensive recommendations. In 2020, Neumeyer took on added duties as the Infection Control Officer of the Saints, with the club's priority being to keep players, coaches, staff and fans safe through the COVID-19 pandemic, which spanned two seasons.

A member of the Louisiana and federal bar associations, prior to joining the Saints, Neumeyer spent over five years as an in-house corporate litigation attorney for Exxon. Previously she served as a judicial clerk for the Supreme Court of Louisiana and was in private practice as a consultant to major corporate clients and law firms.

Neumeyer possesses extensive experience in Sports Law, including antitrust, labor and organizational matters. She also has a comprehensive background in CAD engineering, software development firm drafting, negotiating contracts worldwide, copyrighting and in handling legal business issues.

In 2004, Neumeyer was selected by the Saints to attend the Stanford Business School's



## ADMINISTRATION

Executive Education NFL-Stanford Program for Managers, an educational program and honor known league-wide as an important training ground for promising executives. She has also been invited to speak at several venues, including Harvard Law School, The Sports Lawyer's Association annual conferences, American Bar Association programs, Tulane Law School, and Loyola University New Orleans Law School. She sits on the boards of The NOCCA Foundation, the INFINITY Science Center, the Arizona State University Sports Law Program as well as the Sports Lawyers' Association.

After completing her undergraduate work Summa Cum Laude at the University of Wisconsin, Neumeyer earned a Master of Science Degree in Audiology at the school. She graduated with honors from Loyola University New Orleans Law School and attained a Master of Law with Distinction with a dual emphasis in Intellectual Property Law and Sports Law from Tulane School of Law.



**GREG ROUCHELL**  
SENIOR VICE PRESIDENT OF HUMAN  
RESOURCES

Greg Rouchell is the Senior Vice President of Human Resources for the New Orleans Saints and New Orleans Pelicans. In that capacity, Rouchell oversees all aspects of human resources for both Clubs, including policies, employee relations, benefits, talent acquisition and retention, as well as diversity, equity, and inclusion efforts. In addition to his human resources responsibilities for both clubs, Rouchell also serves as in-house corporate counsel for Gayle Benson's additional business enterprises, including her local automotive dealerships, numerous real estate holdings, Benson Capital Partners, and Corporate Realty.

Prior to joining the organization, Rouchell practiced law at Adams and Reese LLP for nearly 19 years and served as outside legal counsel for both the Saints and Pelicans for over a decade. While at the firm, Rouchell served as the Labor & Employment Team Leader and was consistently recognized as one of the Best Lawyers in America® for Commercial Litigation.

Rouchell earned his B.S. in Accounting from Louisiana State University in 2000 and subsequently graduated near the top of his class in 2003 from Loyola University New Orleans College of Law.





## **MICHAEL STANFIELD** SENIOR VICE PRESIDENT OF SALES

As Senior Vice President of Sales of the New Orleans Saints and New Orleans Pelicans, Michael Stanfield is a key member of the front office for both clubs. The long-time sports administrative executive is responsible for overseeing the entire consumer and corporate sales efforts for both the New Orleans Saints and New Orleans Pelicans, the two revenue-generating facets of both organizations.

Entering his 24th season with the Saints and 12th with the Pelicans, Stanfield is responsible for all of both clubs' sales efforts – directing the sale of season tickets, group tickets, floor seats and corporate partnerships, developing sales executives to the next level in their field, supervising the lease of the Caesars Superdome and Smoothie King Center luxury suites, managing food and beverage on gamedays for both teams, overseeing a vast merchandising business for both teams flanked by Saints and Pelicans retail operations, as well as maintaining the clubs' high standards of customer service and retention.

Since taking over leadership of the Pelicans' ticket sales and merchandising efforts, the organization has seen an increase in season-ticket sales and merchandise sales that were the second-biggest growth in the NBA. In 2022-23, the team broke team records for group ticket sales. Stanfield has overseen a successful launch of ticket sales and corporate sponsorship for the Birmingham Squadron, the Pelican's G-League franchise that made their debut in 2021.

Under his direction, the Saints have surpassed the majority of the club's ticket sales milestones, including selling out on a season-ticket basis for the first time in 2006 – a feat that has reached 17-straight seasons. In addition, the club has leased every Caesars Superdome suite since the beginning of the 2008 campaign. In 2021, 12 field level suites, sold out by Stanfield's staff, made a successful debut. Saints official merchandise has grown annually into one of the NFL's top sellers. Stanfield also supervises the ticket, suite sales and box office personnel on a daily basis, in addition to serving as the food and beverage service liaison.

Since Stanfield's arrival in 2000, the Saints have sold out every contest in New Orleans but one. Prior to the 2006 season, an innovative season-ticket marketing program fueled the rise of filling the stadium on a season-ticket basis. Fans on all economic levels were reached in an effort to retain existing accounts while cultivating new ones, and those efforts built a waiting list that has continued to grow for season tickets for the first time in franchise history.

Stanfield has also helped oversee the institution of a direct mail and email database to generate ticket sales and excitement surrounding the club and initiated other creative promotional campaigns by using the club's expanding digital/social media platforms. The Saints were ranked number one by the National Football League in Overall Gameday Satisfaction in 2018 and 2019 in a survey conducted by the NFL's League Observation Program and third party Expert Review Audits of all 32 clubs in an eight-category review. In 2020 and 2021, Stanfield empowered his staff to respond to the challenges of providing the safest and most pleasurable fan experience possible during the COVID-19 pandemic. In the annual league audits, the Saints have ranked among league leaders in categories



# ADMINISTRATION

such as safety, security and mobile ticketing based on recent successful adjustments. In 2017, the Pelicans were ranked first in the NBA in season ticket holder satisfaction in a league-commissioned survey.

At the same time as making fan experience a top priority, Stanfield's also been deeply involved in the extension and expansion of the already sizable corporate sponsorship base for both clubs, providing platforms for companies across the Gulf South and beyond to use the Saints to further their own business objectives. In recent years, Stanfield has directed the extension of long-term agreements with numerous valued partners like Caesars Entertainment, Cox Communications, Entergy and Verizon, as well as the expansion of the Ochsner Health System partnership to include naming rights for the Ochsner Sports Performance Center. In 2021, Stanfield and his staff finalized a ground-breaking 20-year naming rights deal for the Saints' iconic stadium with Caesars Entertainment.


A graduate of St. Leo (Fla.) University, Stanfield started his career in sports, serving as the assistant general manager of the Clinton (Iowa), Class A minor league baseball team in 1988 and had attained impressive sales results in sports prior to joining the Saints in 2000. In 2007, Stanfield completed Stanford Business School's Executive Education NFL-Stanford Program for Managers, an educational program and honor known league-wide as an important training ground for promising executives.

Stanfield is on the Board of Directors for the Jefferson Chamber of Commerce, and served a member of the Super Bowl XLVII Host Committee and the Executive Host Committee for the 2014 and 2017 NBA All-Star Games. A sports industry public speaker, Stanfield has given presentations at many national events. He is also an active speaker at numerous youth foundations and professional groups both nationally and throughout the Gulf South.

Stanfield and his wife Stacey, have one daughter, Olivia, who will be a freshman at the University of Alabama.

NEW ORLEANS SAINTS

# RECORDS



NEW ORLEANS

SAINTS

NEW ORLEANS

NEW ORLEANS

SAINTS

NEW ORLEANS

SAINTS



# CAREER LEADERS

## SCORING

		TD	PAT	FG	Total
1.	Morten Andersen (1982-94)	0	412	302	1,318
2.	<b>Wil Lutz (2016-)</b>	<b>0</b>	<b>286</b>	<b>165</b>	<b>781</b>
3.	John Carney (2001-06, 09-10)	0	264	168	768
4.	Doug Brien (1995-2000)	0	144	123	513
5.	<b>Alvin Kamara (2017-)</b>	<b>72</b>	<b>4*</b>	<b>0</b>	<b>440</b>
6.	Marques Colston (2006-15)	72	0	0	432
7.	Garrett Hartley (2008-13)	0	176	82	422
8.	Mark Ingram II (2011-18, 21-22)	57	4*	0	350
9.	Deuce McAllister (2001-09)	55	0	0	330
10.	Dalton Hilliard (1986-93)	53	0	0	318

\* – Two-point conversions

## TOUCHDOWNS

		No.
1.	Marques Colston (2006-15)	72
	<b>Alvin Kamara (2017-)</b>	<b>72</b>
3.	Mark Ingram II (2011-18, 21-22)	57
4.	Deuce McAllister (2001-09)	55
5.	Dalton Hilliard (1986-93)	53
6.	Jimmy Graham (2010-14)	51
7.	Joe Horn (2000-06)	50
8.	Eric Martin (1985-93)	48
9.	Pierre Thomas (2007-14)	41
10.	Lance Moore (2005-13)	39

## RUSHING YARDS

		Att.	Yards	Avg.	Long	TD
1.	Mark Ingram II (2011-18, 21-22)	1,451	6,500	4.5	75t	52
2.	Deuce McAllister (2001-09)	1,429	6,096	4.3	76t	49
3.	<b>Alvin Kamara (2017-)</b>	<b>1,135</b>	<b>5,135</b>	<b>4.5</b>	<b>74t</b>	<b>49</b>
4.	George Rogers (1981-84)	995	4,267	4.3	79t	23
5.	Dalton Hilliard (1986-93)	1,126	4,164	3.7	65t	39
6.	Pierre Thomas (2007-14)	818	3,745	4.6	48	28
7.	Rueben Mayes (1986-88, 90)	837	3,408	4.1	50	23
8.	Chuck Muncie (1976-80)	788	3,393	4.3	69t	28
9.	Ricky Williams (1999-2001)	814	3,129	3.8	46	16
10.	Tony Galbreath (1976-80)	760	2,865	3.8	74t	27

## PASSING YARDS

		Yards	Att.	Comp.	Pct.	TD	Int.
1.	Drew Brees (2006-20)	68,010	8,742	6,017	68.8	491	190
2.	Archie Manning (1971-75, 77-82)	21,734	3,335	1,849	55.4	115	156
3.	Aaron Brooks (2000-05)	19,156	2,771	1,563	56.4	120	84
4.	Bobby Hebert (1985-89, 91-92)	14,630	2,055	1,202	58.5	85	75
5.	Jim Everett (1994-96)	10,622	1,571	958	61.0	60	48
6.	Billy Kilmer (1967-70)	7,490	1,116	592	53.0	47	62
7.	Dave Wilson (1981, 83-88)	6,987	1,039	551	53.0	36	55
8.	Steve Walsh (1990-93)	3,879	620	336	54.2	25	22
9.	Ken Stabler (1982-84)	3,670	570	326	57.2	17	33
10.	Billy Joe Tolliver (1998-2000)	3,343	467	249	53.3	15	20



# CAREER LEADERS



RECORDS

## PASSING TOUCHDOWNS

	TD	Att.	Comp.	Yards	Pct.	Int.
1. Drew Brees (2006-20)	491	8,742	6,017	68,010	68.8	190
2. Aaron Brooks (2000-05)	120	2,771	1,563	19,156	56.4	84
3. Archie Manning (1971-75, 77-82)	115	3,335	1,849	21,734	55.4	156
4. Bobby Hebert (1985-89, 91-92)	85	2,055	1,202	14,630	58.5	75
5. Jim Everett (1994-96)	60	1,571	958	10,622	61.0	48
6. Billy Kilmer (1967-70)	47	1,116	592	7,490	53.0	62
7. Dave Wilson (1981, 83-88)	36	1,039	551	6,987	53.0	55
8. Steve Walsh (1990-93)	25	620	336	3,879	54.2	22
9. <b>Jameis Winston (2020-)</b>	<b>18</b>	<b>287</b>	<b>175</b>	<b>2,103</b>	<b>61.0</b>	<b>8</b>
Andy Dalton (2022)	18	287	175	2,871	66.7	9

## RECEPTIONS

	Rec.	Yards	Avg.	Long	TD
1. Marques Colston (2006-15)	711	9,759	13.7	86t	72
2. Eric Martin (1985-93)	532	7,854	14.8	84	48
3. <b>Michael Thomas (2016-)</b>	<b>526</b>	<b>6,121</b>	<b>11.6</b>	<b>72t</b>	<b>35</b>
4. Joe Horn (2000-06)	523	7,622	14.6	72t	50
5. <b>Alvin Kamara (2017-)</b>	<b>430</b>	<b>3,753</b>	<b>8.7</b>	<b>54</b>	<b>22</b>
5. Jimmy Graham (2010-14)	386	4,752	12.3	59	51
7. Lance Moore (2005-13)	346	4,281	12.4	80t	38
8. Pierre Thomas (2007-14)	327	2,608	8.0	57	12
9. Danny Abramowicz (1967-73)	309	4,875	15.8	80t	37
10. Reggie Bush (2006-10)	294	2,142	7.3	74	12

## RECEIVING YARDS

	Yards	Rec.	Avg.	Long	TD
1. Marques Colston (2006-15)	9,759	711	13.7	86t	72
2. Eric Martin (1985-93)	7,854	532	14.8	84	48
3. Joe Horn (2000-06)	7,622	523	14.6	72t	50
4. <b>Michael Thomas (2016-)</b>	<b>6,121</b>	<b>526</b>	<b>11.6</b>	<b>72t</b>	<b>35</b>
5. Danny Abramowicz (1967-73)	4,875	309	15.8	80t	37
6. Jimmy Graham (2010-14)	4,752	386	12.3	59	51
7. Devery Henderson (2004-12)	4,377	245	17.9	84t	21
8. Lance Moore (2005-13)	4,281	346	12.4	80t	38
9. Hoby Brenner (1981-93)	3,849	267	14.4	57	21
10. Quinn Early (1991-95)	3,758	270	13.9	70t	25

## PUNTING AVERAGE (MINIMUM 50 ATTEMPTS) No. Avg. Long

1. <b>Blake Gillikin (2021-)</b>	<b>160</b>	<b>47.0</b>	<b>68</b>
2. Thomas Morstead (2009-20)	692	46.5	70
3. Mark Royals (1997-98)	176	45.8	66
4. Mitch Berger (2003-05)	227	43.7	69
5. Steve Weatherford (2006-08)	166	43.5	61
6. Tommy Barnhardt (1987, 89-94, 99)	515	42.5	65
7. Tom McNeill (1967-69)	130	42.3	81
8. Brian Hansen (1984-88)	363	42.0	66
9. Steve O'Neal (1973)	81	41.7	71
10. Toby Gowin (2000-02)	211	41.6	62

# CAREER LEADERS

## PUNT RETURN AVERAGE

(MINIMUM 20 RETURNS)

	No.	Yds.	Avg.	Long	TD
1. Mel Gray (1986-88)	49	657	13.4	80	1
2. Andre Hastings (1997-99)	23	305	13.3	76	0
3. Eric Guliford (1997-98)	57	599	10.5	40	0
4. Michael Lewis (2001-06)	142	1,482	10.4	83t	1
5. Howard Stevens (1973-74)	54	547	10.1	40	0
6. Deonte Harty (2019-22)	77	752	9.8	53t	1
7. <b>Rashid Shaheed (2022-)</b>	<b>20</b>	<b>193</b>	<b>9.7</b>	<b>42</b>	<b>0</b>
8. Pete Athas (1976)	35	332	9.5	67	0
9. Marcus Murphy (2015-16)	34	318	9.35	74t	1
10. Chad Morton (2000)	30	278	9.26	51	0

## KICKOFF RETURN AVERAGE

(MINIMUM 25 RETURNS)

	No.	Yds.	Avg.	Long	TD
1. Walt Roberts (1967)	28	737	26.3	91t	1
2. Darren Sproles (2011-13)	70	1,827	26.1	92	0
3. John Gilliam (1967-68, 1977)	31	809	26.1	94t	1
4. Courtney Roby (2008-12)	94	2,411	25.6	97t	1
5. Eric Guliford (1997-98)	61	1,559	25.6	102t	1
6. Deonte Harty (2019-22)	75	1,907	25.4	75	0
7. Tyrone Hughes (1993-96)	229	5,717	25.0	99t	3
8. Travaris Cadet (2012-16)	63	1,531	24.3	82	0
9. Michael Lewis (2001-06)	243	5,903	24.3	97t	3
10. Deuce McAllister (2001-09)	45	1,091	24.2	63	0

## INTERCEPTIONS

	No.	Yds.	Avg.	Long	TD
1. Dave Waymer (1980-89)	37	395	10.7	44	0
2. Tommy Myers (1972-81)	36	621	17.3	97t	2
3. Sammy Knight (1997-2002)	28	464	16.6	91t	4
4. Gene Atkins (1987-93)	21	324	15.4	79	0
5. Dave Whitsell (1967-69)	19	236	12.4	41t	2
6. Johnnie Poe (1981-87)	17	267	15.7	40t	2
7. Toi Cook (1987-93)	16	280	17.5	63t	2
8. Ernie Jackson (1972-77)	15	187	12.5	46	0
Brett Maxie (1985-93)	15	206	13.7	50t	3
Marcus Williams (2017-21)	15	261	17.4	78	1

## QUARTERBACK SACKS (SINCE 1982)

	No.
1. <b>Cameron Jordan (2011-)</b>	<b>115.5</b>
2. Rickey Jackson (1981-93)	115.0
3. Wayne Martin (1989-99)	82.5
4. Pat Swilling (1986-92)	76.5
5. Will Smith (2004-12)	67.5
6. Frank Warren (1981-89, 91-94)	52.5
7. Joe Johnson (1994-98, 2000-01)	50.5
8. La'Roi Glover (1997-2001)	50.0
9. Charles Grant (2002-09)	47.0
10. Jim Wilks (1981-93)	45.5

# CAREER LEADERS



RECORDS

## FIELD GOALS

	Att.	Made	Pct.	Long
1. Morten Andersen (1982-94)	389	302	.776	60
2. John Carney (2001-06, 09-10)	203	168	.828	53
3. <b>Wil Lutz (2016-)</b>	<b>195</b>	<b>165</b>	<b>.846</b>	<b>60</b>
4. Doug Brien (1995-2000)	149	123	.826	56
5. Garrett Hartley (2008-13)	101	82	.812	55
6. Charlie Durkee (1967-68, 71-72)	101	52	.515	47
7. Tom Dempsey (1969-70)	75	40	.533	63
8. Rich Szaro (1975-78)	57	37	.649	50
9. John Kasay (2011)	34	28	.824	53
10. Bill McClard (1973-75)	45	23	.511	47
Benny Ricardo (1980-81)	42	23	.548	47

## GAMES PLAYED (MINIMUM 100)

	No.		No.
1. QB Drew Brees (2006-20)	228	DE Charles Grant (2002-09)	118
2. K Morten Andersen (1982-94)	196	35. TE Josh Hill (2013-20)	117
3. LB Rickey Jackson (1981-93)	195	36. P Tommy Barnhardt (1987, 89-94, 99)	110
4. <b>DE Cameron Jordan (2011-)</b>	<b>192</b>	37. T Dave Lafary (1977-85)	109
5. P Thomas Morstead (2009-20)	190	CB Fred Thomas (2000-07)	109
6. DE Frank Warren (1981-89, 91-94)	189	39. RB Dalton Hilliard (1986-93)	108
7. T Stan Brock (1980-92)	186	K John Carney (2001-06, 09-10)	108
8. DT/DE Jim Wilks (1981-93)	183	41. LB Pat Swilling (1986-92)	107
9. TE Hoby Brenner (1981-93)	175	S Gene Atkins (1987-93)	107
10. DT Wayne Martin (1989-99)	171	43. G Jake Kupp (1967-75)	106
11. DT Derland Moore (1973-85)	170	DE Joe Johnson (1994-98, 2000-01)	106
12. G Jahri Evans (2006-16)	169	DT David Onyemata (2016-22)	106
13. T Zach Strief (2006-17)	158	46. DE/DT Willie Whitehead (1999-06)	105
14. G/T Jim Dombrowski (1986-96)	151	RB Pierre Thomas (2007-14)	105
15. DB Dave Waymer (1980-89)	149	48. DE/LB Renaldo Turnbull (1990-96)	104
16. WR Marques Colston (2006-15)	146	49. DT Elex Price (1973-80)	103
17. LS Kevin Houser (2000-08)	144	S Malcolm Jenkins (2009-13, 20-21)	103
18. WR Eric Martin (1985-93)	143	51. FB/RB Wayne Wilson (1979-86)	102
19. C Joel Hilgenberg (1984-93)	142	DE/DT Bruce Clark (1982-88)	102
20. DE Will Smith (2004-12)	139	WR Joe Horn (2000-06)	102
21. C John Hill (1975-84)	138	LS Justin Drescher (2010-16)	102
22. S Tommy Myers (1972-81)	136	55. TE Larry Hardy (1978-85)	101
23. QB Archie Manning (1971-75, 77-82)	134	CB Toi Cook (1987-93)	101
TE John Tice (1983-92)	134	WR Lance Moore (2005-13)	101
25. LB Sam Mills (1986-94)	133	58. CB Johnnie Poe (1981-87)	100
26. T William Roaf (1993-2001)	131	C Jerry Fontenot (1997-2003)	100
27. LB Joe Federspiel (1972-80)	130		
28. WR Devery Henderson (2004-12)	124		
S Roman Harper (2006-13, 2016)	124		
30. RB Mark Ingram II (2011-18, 21-22)	123		
31. RB Fred McAfee (1991-93, 2000-06)	122		
32. LB Vaughan Johnson (1986-93)	120		
33. S Brett Maxie (1985-93)	118		

# YEARLY LEADERS

## SCORING

		TD	PAT	FG	Points	
1967	—	Charlie Durkee	-	27-27	14-32	69
1968	—	Charlie Durkee	-	27-27	19-37	84
1969	—	Tom Dempsey	-	33-35	22-41	99
1970	—	Tom Dempsey	-	16-17	18-34	70
1971	—	Charlie Durkee	-	24-25	16-23	72
1972	—	Danny Abramowicz	7	-	-	42
1973	—	Bill McClard	-	9-9	13-24	48
1974	—	Bill McClard	-	19-20	9-16	46
1975	—	Rich Szaro	-	17-17	10-16	47
1976	—	Rich Szaro	-	18-23	25-29	79
1977	—	Henry Childs	9	-	-	54
1978	—	Tony Galbreath	7	0-1	-	42
		Chuck Muncie	7	-	-	42
1979	—	Garo Yepremian	-	39-40	12-16	75
1980	—	Benny Ricardo	-	31-34	10-17	61
1981	—	George Rogers	13	-	-	78
1982	—	Wayne Wilson	5	-	-	30
1983	—	Morten Andersen	-	37-38	18-24	91
1984	—	Morten Andersen	-	34-34	20-27	94
1985	—	Morten Andersen	-	27-29	31-35	120
1986	—	Morten Andersen	-	30-30	26-30	108
1987	—	Morten Andersen	-	37-37	28-36	121
1988	—	Morten Andersen	-	32-33	26-36	110
1989	—	Dalton Hilliard	18	-	-	108
1990	—	Morten Andersen	-	29-29	21-27	92
1991	—	Morten Andersen	-	38-38	25-32	113
1992	—	Morten Andersen	-	33-34	29-34	120
1993	—	Morten Andersen	-	33-33	28-35	117
1994	—	Morten Andersen	-	32-32	28-39	116
1995	—	Doug Brien	-	16-16	12-17	52
1996	—	Doug Brien	-	18-18	21-25	81
1997	—	Doug Brien	-	22-22	23-27	91
1998	—	Doug Brien	-	31-31	20-22	91
1999	—	Doug Brien	-	20-21	24-29	92
2000	—	Doug Brien	-	37-37	23-29	106
2001	—	John Carney	-	32-32	27-31	113
2002	—	John Carney	-	37-37	31-35	130
2003	—	John Carney	-	36-37	22-30	102
2004	—	John Carney	-	38-38	22-27	104
2005	—	John Carney	-	22-22	25-32	97
2006	—	John Carney	-	46-47	23-25	115
2007	—	Marques Colston	11	-	-	66
2008	—	Pierre Thomas	12	-	-	72
2009	—	John Carney	-	50-52	13-17	89
2010	—	Garrett Hartley	-	40-40	20-25	100
2011	—	John Kasay	-	63-63	28-34	147
2012	—	Garrett Hartley	-	57-57	18-22	111
2013	—	Garrett Hartley	-	41-41	22-30	101
2014	—	Shayne Graham	-	46-47	19-22	103
2015	—	Kai Forbath	-	33-34	9-13	60
2016	—	Wil Lutz	-	49-50	28-34	133
2017	—	Wil Lutz	-	47-50	31-36	140
2018	—	Wil Lutz	-	52-53	28-30	136
2019	—	Wil Lutz	-	48-49	32-36	144
2020	—	Wil Lutz	-	57-58	23-28	126
		Alvin Kamara	21	-	-	126
2021	—	Brett Maher	-	10-12	16-18	58
2022	—	Wil Lutz	-	33-33	23-31	102

RECORDS



# YEARLY LEADERS

## RUSHING YARDS

	Att.	Yds.	Avg.	Long	TD
1967 — Jim Taylor	130	390	3.0	16	2
1968 — Don McCall	155	637	4.1	48	4
1969 — Andy Livingston	181	761	4.2	18	5
1970 — Tony Baker	82	337	4.1	29	1
1971 — Jim Strong	95	404	4.3	39	3
1972 — Bob Gresham	121	381	3.1	23	3
1973 — Jess Phillips	198	663	3.3	20	0
1974 — Alvin Maxson	165	714	4.3	66t	2
1975 — Mike Strachan	161	668	4.1	21	2
1976 — Chuck Muncie	149	659	4.4	51	2
1977 — Chuck Muncie	201	811	4.0	36	6
1978 — Tony Galbreath	186	635	3.4	20t	5
1979 — Chuck Muncie	238	1,198	5.0	69t	11
1980 — Jimmy Rogers	80	366	4.6	24	1
1981 — George Rogers	378	1,674	4.4	79t	13
1982 — George Rogers	122	535	4.4	38	3
1983 — George Rogers	256	1,144	4.5	76t	5
1984 — George Rogers	239	914	3.8	28	2
1985 — Wayne Wilson	168	645	3.8	41t	1
1986 — Rueben Mayes	286	1,353	4.7	50	8
1987 — Rueben Mayes	243	917	3.8	38	5
1988 — Dalton Hilliard	204	823	4.0	36	5
1989 — Dalton Hilliard	344	1,262	3.7	40	13
1990 — Craig Heyward	129	599	4.6	47t	4
1991 — Fred McAfee	109	494	4.5	34	2
1992 — Vaughn Dunbar	154	565	3.7	25	3
1993 — Derek Brown	180	705	3.9	60	2
1994 — Mario Bates	151	579	3.8	40	6
1995 — Mario Bates	244	951	3.9	66t	7
1996 — Mario Bates	164	584	3.6	33	4
1997 — Ray Zellars	156	552	3.5	27	4
1998 — Lamar Smith	138	457	3.3	33	1
1999 — Ricky Williams	253	884	3.5	25	2
2000 — Ricky Williams	248	1,000	4.0	26t	8
2001 — Ricky Williams	313	1,245	4.0	46	6
2002 — Deuce McAllister	325	1,388	4.3	62	13
2003 — Deuce McAllister	351	1,641	4.7	76t	8
2004 — Deuce McAllister	351	1,074	4.0	71	9
2005 — Antowain Smith	166	659	4.0	42	3
2006 — Deuce McAllister	244	1,057	4.3	57	10
2007 — Reggie Bush	157	581	3.7	22	4
2008 — Pierre Thomas	129	625	4.8	42t	9
2009 — Pierre Thomas	147	793	5.4	34t	6
2010 — Chris Ivory	137	716	5.2	55t	5
2011 — Darren Sproles	87	603	6.9	36	2
2012 — Mark Ingram II	156	602	3.9	31	5
2013 — Pierre Thomas	147	549	3.7	18	2
2014 — Mark Ingram II	226	964	4.3	31	9
2015 — Mark Ingram II	166	769	4.6	70	6
2016 — Mark Ingram II	205	1,043	5.1	75t	6
2017 — Mark Ingram II	230	1,124	4.9	72	12
2018 — Alvin Kamara	194	883	4.6	49t	14
2019 — Alvin Kamara	171	797	4.7	40t	5
2020 — Alvin Kamara	187	932	5.0	49	16
2021 — Alvin Kamara	240	898	3.7	30	4
2022 — Alvin Kamara	223	897	4.0	27	2



RECORDS

# YEARLY LEADERS

## LONGEST RUSH

1967 — Don McCall, 48t at Washington, 12/17	1996 — Ray Zellars, 63 vs. Chicago, 10/13
1968 — Don McCall, 48 vs. Washington, 9/22	1997 — Mario Bates, 74t vs. Detroit, 9/21
1969 — Tony Baker, 54 at St. Louis, 11/2	1998 — Lamar Smith, 33 at Indianapolis, 9/27
1970 — Tony Baker, 27 at St. Louis, 10/11	1999 — Billy Joe Tolliver, 33 at Chicago, 10/3
1971 — Jim Strong, 39 at San Francisco, 11/14	2000 — Fred McAfee, 40 vs. Carolina, 10/15; Jerald Moore, 40 vs. St. Louis, 12/24
1972 — Bill Butler, 27 at Atlanta, 11/12	2001 — Deuce McAllister, 54t at Atlanta, 12/9
1973 — Archie Manning, 23 at L.A. Rams, 11/11	2002 — Deuce McAllister, 62 vs. Green Bay, 9/15
1974 — Alvin Maxson, 66t vs. St. Louis, 12/8	2003 — Deuce McAllister, 76t at Philadelphia, 11/23
1975 — Steve Rogers, 22 vs. Chicago, 12/21	2004 — Deuce McAllister, 71 at Carolina, 1/2/05
1976 — Tony Galbreath, 74t at Kansas City, 9/26	2005 — Antowain Smith, 42 vs. Chicago, 11/6
1977 — Chuck Muncie, 36 vs. L.A. Rams, 10/30	2006 — Deuce McAllister, 57 vs. Tampa Bay, 10/8
1978 — Chuck Muncie, 28 at Atlanta, 11/26	2007 — Aaron Stecker, 26 vs. Philadelphia, 12/23
1979 — Chuck Muncie, 69t vs. Atlanta, 9/2	2008 — Reggie Bush, 43 vs. Atlanta, 12/7
1980 — Tony Galbreath, 26 at L.A. Rams, 9/2	2009 — Reggie Bush, 55 at St. Louis, 11/15
1981 — George Rogers, 79t at Cleveland, 10/18	2010 — Chris Ivory, 55t at Cincinnati, 12/5
1982 — George Rogers, 38 at San Francisco, 11/28	2011 — Darren Sproles, 36 vs. Atlanta, 12/26
1983 — George Rogers, 76t vs. St. Louis, 9/4	2012 — Chris Ivory, 56t vs. Atlanta, 11/11
1984 — Hokie Gajan, 62t at Dallas, 10/21	2013 — Darren Sproles, 38 vs. Carolina, 12/8
1985 — Earl Campbell, 45 at Atlanta, 12/22	2014 — Joseph Morgan, 67 vs. Baltimore, 11/24
1986 — Rueben Mayes, 50 vs. New England, 11/30	2015 — Mark Ingram II, 70 at Washington, 11/15
1987 — Rueben Mayes, 38 vs. San Francisco, 10/25	2016 — Mark Ingram II, 75t at San Francisco, 11/6
1988 — Craig Heyward, 73t vs. L.A. Raiders, 10/23	<b>2017 — Alvin Kamara, 74t at L.A. Rams, 11/26</b>
1989 — Dalton Hilliard, 40 vs. L.A. Rams, 11/26	<b>2018 — Alvin Kamara, 49t at N.Y. Giants, 9/30</b>
1990 — Gill Fenerty, 60t at L.A. Rams, 12/9	<b>2019 — Alvin Kamara, 40t at Tennessee, 12/22</b>
1991 — Dalton Hilliard, 65t at Atlanta, 9/29	<b>2020 — Alvin Kamara, 49 vs. Green Bay, 9/27</b>
1992 — Vaughn Dunbar, 25 at Atlanta, 9/20	<b>2021 — Taysom Hill, 44t at N.Y. Jets, 12/19</b>
1993 — Lorenzo Neal, 74t at Atlanta, 9/12	<b>2022 — Taysom Hill, 60t vs. Seattle, 10/7</b>
1994 — Mario Bates, 40 vs. Dallas, 12/19	
1995 — Mario Bates, 66t at New England, 12/3	

## PASSING YARDS

	Att.	Comp.	Yards	Pct.	Long	Int	TD
1967 — Gary Cuozzo	260	134	1,562	51.5	49	12	7
1968 — Billy Kilmer	315	167	2,060	53.0	51	17	15
1969 — Billy Kilmer	360	193	2,532	53.6	52	17	20
1970 — Billy Kilmer	237	135	1,557	56.9	46	17	6
1971 — Edd Hargett	210	96	1,191	45.7	49	5	6
1972 — Archie Manning	448	230	2,781	51.3	66t	21	18
1973 — Archie Manning	267	140	1,642	52.4	65t	12	10
1974 — Archie Manning	261	134	1,429	51.3	79t	16	6
1975 — Archie Manning	338	159	1,685	47.0	71t	17	7
1976 — Bobby Douglass	212	103	1,288	48.6	74	8	4
1977 — Archie Manning	205	113	1,284	55.1	59t	9	8
1978 — Archie Manning	471	291	3,416	61.8	71t	16	17
1979 — Archie Manning	420	252	3,169	60.0	85	20	15
1980 — Archie Manning	509	309	3,716	60.7	56	20	23
1981 — Archie Manning	232	134	1,447	57.8	55	11	5
1982 — Ken Stabler	189	117	1,343	61.9	48	10	6
1983 — Ken Stabler	311	176	1,988	56.6	48	18	9
1984 — Richard Todd	312	161	2,178	51.6	74	19	11
1985 — Dave Wilson	293	145	1,843	49.5	50	15	11
1986 — Dave Wilson	342	189	2,353	55.3	63t	12	7
1987 — Bobby Hebert	294	164	2,119	55.8	67	9	15
1988 — Bobby Hebert	478	280	3,156	58.6	40t	15	20
1989 — Bobby Hebert	353	222	2,686	62.9	54t	15	15
1990 — Steve Walsh	327	175	1,970	53.5	58	13	12
1991 — Bobby Hebert	248	149	1,676	60.1	65t	8	9
1992 — Bobby Hebert	422	249	3,287	59.0	72t	16	19
1993 — Wade Wilson	388	221	2,457	57.0	42t	15	12

# YEARLY LEADERS



RECORDS

PASSING YARDS, CONTINUED		Att.	Comp.	Yards	Pct.	Long	Int	TD
1994 —	Jim Everett	540	346	3,855	64.1	78t	18	22
1995 —	Jim Everett	567	345	3,970	60.8	70t	14	26
1996 —	Jim Everett	464	267	3,117	57.5	51	16	12
1997 —	Heath Shuler	203	106	1,288	52.2	89t	14	2
1998 —	Billy Joe Tolliver	199	110	1,427	55.3	82t	4	8
1999 —	Billy Joe Tolliver	268	139	1,916	51.9	57	16	7
2000 —	Jeff Blake	302	184	2,025	60.9	49t	9	13
2001 —	Aaron Brooks	558	312	3,832	55.9	63	22	26
2002 —	Aaron Brooks	528	283	3,685	53.6	64	15	27
2003 —	Aaron Brooks	518	306	3,546	59.1	76t	8	24
2004 —	Aaron Brooks	542	309	3,810	57.0	57	16	21
2005 —	Aaron Brooks	431	240	2,882	55.7	66	17	13
2006 —	Drew Brees	554	356	4,418	64.3	86t	11	26
2007 —	Drew Brees	652	440	4,423	67.5	58	18	28
2008 —	Drew Brees	635	413	5,069	65.0	84t	17	34
2009 —	Drew Brees	514	363	4,388	70.6	75t	11	34
2010 —	Drew Brees	658	448	4,620	68.1	80t	22	33
2011 —	Drew Brees	657	468	5,476	71.2	79t	14	46
2012 —	Drew Brees	670	422	5,177	63.0	80t	19	43
2013 —	Drew Brees	650	446	5,162	68.6	76t	12	39
2014 —	Drew Brees	659	456	4,952	69.2	89t	17	33
2015 —	Drew Brees	627	428	4,870	68.3	80t	11	32
2016 —	Drew Brees	673	471	5,208	70.0	98t	15	37
2017 —	Drew Brees	536	386	4,334	72.0	54t	8	23
2018 —	Drew Brees	489	364	3,992	74.4	72t	5	32
2019 —	Drew Brees	378	281	2,979	74.3	61t	4	27
2020 —	Drew Brees	390	275	2,942	70.5	52t	6	24
2021 —	<b>Jameis Winston</b>	<b>161</b>	<b>95</b>	<b>1,170</b>	<b>59.0</b>	<b>72t</b>	<b>3</b>	<b>14</b>
2022 —	Andy Dalton	378	252	2,871	66.7	64	9	18

## LONGEST PASS COMPLETION

1967 —	96, Billy Kilmer to Walter Roberts at Philadelphia, 11/19
1968 —	51, Billy Kilmer to Jim Hester vs. Pittsburgh, 12/15
1969 —	70, Jim Ninowski to Don Shy at L.A. Rams, 10/5
1970 —	49, Edd Hargett to Bob Shaw at Cincinnati, 11/29
1971 —	63, Archie Manning to Danny Abramowicz at Houston, 10/3
1972 —	66t, Archie Manning to Dave Parks at N.Y. Giants, 10/8
1973 —	65t, Archie Manning to Jubilee Dunbar at Los Angeles, 11/11
1974 —	79t, Archie Manning to Bob Newland vs. Los Angeles, 11/17
1975 —	71t, Archie Manning to Larry Burton vs. Atlanta, 11/2
1976 —	74, Bobby Douglass to Tinker Owens vs. San Francisco, 12/12
1977 —	59t, Archie Manning to Henry Childs vs. Green Bay, 9/18
1978 —	71t, Archie Manning to Larry Hardy at Atlanta, 11/26
1979 —	85, Archie Manning to Wes Chandler at San Francisco, 9/23
1980 —	56, Archie Manning to Brooks Williams vs. Atlanta, 10/19
1981 —	55, Archie Manning to Wayne Wilson at Cleveland, 10/18
1982 —	48, Ken Stabler to Aundra Thompson at Chicago, 9/19
1983 —	48, Ken Stabler to Kenny Duckett at L.A. Rams, 9/11
1984 —	74, Richard Todd to Tyrone Young at Chicago, 10/7
1985 —	76t, Bobby Hebert to Eugene Goodlow vs. San Francisco, 12/15
1986 —	84, Bobby Hebert to Eric Martin vs. Green Bay, 9/14
1987 —	82t, John Fourcade to Mike Waters vs. L.A. Rams, 10/4
1988 —	40, Bobby Hebert to John Tice vs. Dallas, 10/3
	40t, Bobby Hebert to Eric Martin vs. Denver, 11/20
1989 —	54t, Bobby Hebert to Floyd Turner at Rams, 10/22
	54t, John Fourcade to Dalton Hilliard at Buffalo, 12/10
1990 —	68t, John Fourcade to Floyd Turner at Atlanta, 10/7
1991 —	65t, Bobby Hebert to Floyd Turner vs. Chicago, 10/27
1992 —	72t, Bobby Hebert to Wesley Carroll vs. Chicago, 9/13
1993 —	63t, Mike Buck to Quinn Early at Pittsburgh, 10/17

# YEARLY LEADERS

## LONGEST PASS COMPLETION, CONTINUED

- 1994 — 78t, Jim Everett to Michael Haynes at Atlanta, 12/11  
 1995 — 70t, Jim Everett to Quinn Early vs. Atlanta, 9/17  
 1996 — 57t, Doug Nussmeier to Terry Guess vs. Atlanta, 12/8  
 1997 — 89t, Heath Shuler to Randal Hill at Chicago, 10/5  
 1998 — 89t, Kerry Collins to Andre Hastings vs. Dallas, 12/6  
 1999 — 90t, Billy Joe Hobert to Eddie Kennison vs. Atlanta, 10/10  
 2000 — 53t, Aaron Brooks to Willie Jackson vs. Oakland, 11/19  
 2001 — 63, Aaron Brooks to Willie Jackson at San Francisco, 11/11  
 2002 — 64, Aaron Brooks to Jerome Pathon vs. Pittsburgh, 10/6  
 2003 — 76t, Aaron Brooks to Donté Stallworth vs. Dallas, 12/28  
 2004 — 57, Aaron Brooks to Joe Horn vs. Kansas City, 11/14  
 2005 — 66, Aaron Brooks to Devery Henderson at Minnesota, 9/25  
 2006 — 86t, Drew Brees to Marques Colston at Carolina, 10/1  
 2007 — 58, Drew Brees to David Patten at Tampa Bay, 9/16  
 2008 — 84t, Drew Brees to Devery Henderson vs. Tampa Bay, 9/7  
 2009 — 75t, Drew Brees to Devery Henderson vs. New England, 11/30  
 2010 — 80t, Drew Brees to Lance Moore vs. Atlanta, 9/26  
 2011 — 79t, Drew Brees to Devery Henderson vs. Chicago, 9/18  
 2012 — 80t, Drew Brees to Joseph Morgan at Green Bay, 9/30  
 2013 — 76t, Drew Brees to Kenny Stills vs. Tampa Bay, 12/29  
 2014 — 69t, Drew Brees to Kenny Stills at Pittsburgh, 11/30  
 2015 — 80t, Drew Brees to C.J. Spiller vs. Dallas, 10/4  
 2016 — 98t, Drew Brees to Brandin Cooks vs. Oakland, 9/11  
 2017 — 54t, Drew Brees to Ted Ginn Jr. vs. Atlanta, 12/24  
 54, Drew Brees to Brandon Coleman vs. Chicago, 10/29  
**2018 — 72t, Drew Brees to Michael Thomas vs. L.A. Rams, 11/4**  
 2019 — 61t, Drew Brees to Jared Cook at Tennessee, 12/22  
**2020 — 52t, Drew Brees to Alvin Kamara vs. Green Bay, 9/27**  
 2021 — 72t, Jameis Winston to Deonte Harris at Washington, 10/10  
**2022 — 68t, Taysom Hill to Rahsid Shaheed vs. Atlanta, 12/18**

## RECEIVING YARDS

	No.	Yds.	Avg.	Long	TD
1967 — Danny Abramowicz	50	721	14.4	80t	6
1968 — Danny Abramowicz	54	890	16.4	47t	7
1969 — Danny Abramowicz	73	1,015	13.9	49t	7
1970 — Danny Abramowicz	55	906	16.5	48	5
1971 — Danny Abramowicz	37	657	17.8	63	5
1972 — Bob Newland	47	579	12.3	42	2
1973 — John Beasley	31	280	9.0	22	1
1974 — Alvin Maxson	42	294	7.0	22	1
1975 — Alvin Maxson	41	234	5.7	33	0
1976 — Tony Galbreath	54	420	7.8	35	1
1977 — Tony Galbreath	41	265	6.5	30	0
1978 — Tony Galbreath	74	582	7.9	35	2
1979 — Wes Chandler	65	1,069	16.4	85	6
1980 — Wes Chandler	65	975	15.0	50	6
1981 — Jack Holmes	38	206	5.4	19	0
1982 — Jeff Groth	30	383	12.8	39	1
1983 — Jeff Groth	49	585	11.9	42	1
1984 — Hokie Gajan	35	288	8.2	51	2
1985 — Hobby Brenner	42	652	15.5	30	3
1986 — Mike Jones	48	625	13.0	45	3
1987 — Eric Martin	44	778	17.7	67	7
1988 — Eric Martin	85	1,083	12.7	40t	7
1989 — Eric Martin	68	1,090	16.0	53t	8
1990 — Eric Martin	63	912	14.5	58	5
1991 — Eric Martin	66	803	12.2	30	4
1992 — Eric Martin	68	1,041	15.3	52t	5
1993 — Eric Martin	66	950	14.4	54t	3
1994 — Quinn Early	82	894	10.9	33	4



# YEARLY LEADERS



RECORDS

## RECEIVING YARDS, CONTINUED

	No.	Yds.	Avg.	Long	TD
1995 — Quinn Early	81	1,087	13.4	70t	8
1996 — Torrance Small	50	558	11.2	41	2
1997 — Randal Hill	55	761	13.8	89t	2
1998 — Sean Dawkins	53	823	15.5	64t	1
1999 — Eddie Kennison	61	835	13.7	90t	4
2000 — Joe Horn	94	1,340	14.3	52	8
2001 — Joe Horn	83	1,265	15.2	56	9
2002 — Joe Horn	88	1,312	14.9	63	7
2003 — Joe Horn	78	973	12.5	50t	10
2004 — Joe Horn	94	1,399	14.9	57	11
2005 — Donté Stallworth	70	945	13.5	43	7
2006 — Marques Colston	70	1,038	14.8	86t	8
2007 — Marques Colston	98	1,202	12.3	45	11
2008 — Lance Moore	79	928	11.7	70t	10
2009 — Marques Colston	70	1,074	15.3	68	9
2010 — Marques Colston	84	1,023	12.2	43	7
2011 — Jimmy Graham	99	1,310	13.2	59	11
2012 — Marques Colston	83	1,154	13.9	60	10
2013 — Jimmy Graham	86	1,215	14.1	56t	16
2014 — Kenny Stills	63	931	14.8	69t	3
2015 — Brandin Cooks	84	1,138	13.5	71t	9
2016 — Brandin Cooks	78	1,173	15.0	98t	8
2017 — Michael Thomas	104	1,245	12.0	43	5
2018 — Michael Thomas	125	1,405	11.2	72t	9
2019 — Michael Thomas	149	1,725	11.6	49	9
2020 — Alvin Kamara	83	756	9.1	52t	5
2021 — Marquez Callaway	46	698	15.2	58	6
2022 — Chris Olave	72	1,042	14.5	53t	4

## RECEIVING AVERAGE

(MINIMUM 20 RECEPTIONS)

	No.	Yds.	Avg.	Long	TD
1967 — Ray Poage	24	380	15.8	65	0
1968 — Danny Abramowicz	54	800	16.5	47t	7
1969 — Al Dodd	37	600	16.2	52	1
1970 — Al Dodd	28	484	17.3	45t	1
1971 — Danny Abramowicz	37	657	17.8	63t	5
1972 — Danny Abramowicz	38	668	17.6	51	7
1973 — Jubilee Dunbar	23	447	19.4	65t	4
1974 — Bob Newland	27	490	18.1	79t	2
1975 — Paul Seal	28	414	14.8	38	1
1976 — Don Herrmann	34	535	15.7	57	0
1977 — Henry Childs	33	518	15.7	59t	9
1978 — Henry Childs	53	869	16.4	52	4
1979 — Henry Childs	51	846	16.6	51	5
1980 — Ike Harris	37	692	18.7	44t	6
1981 — Jeff Groth	20	380	19.0	54	1
1982 — Jeff Groth	30	383	12.8	39	1
1983 — Hobby Brenner	41	574	14.0	38t	3
1984 — Tyrone Young	29	597	20.6	74	3
1985 — Eugene Goodlow	32	603	18.8	76t	3
1986 — Eric Martin	37	675	18.2	84	5
1987 — Eric Martin	44	778	17.7	67	7
1988 — Eric Martin	85	1,083	12.7	40t	7
1989 — Brett Perriman	20	356	17.8	47	0
1990 — Floyd Turner	21	396	18.9	68t	4
1991 — Quinn Early	32	541	16.9	52	2
1992 — Quinn Early	30	556	18.9	59t	5
1993 — Quinn Early	45	670	14.9	63t	6
1994 — Torrance Small	49	719	14.7	75t	5
1995 — Michael Haynes	41	597	14.6	48	4

# YEARLY LEADERS

## RECEIVING AVERAGE, CONTINUED

	No.	Yds.	Avg.	Long	TD
1996 — Michael Haynes	44	786	17.9	51	4
1997 — Andre Hastings	48	722	15.0	39	5
1998 — Keith Poole	24	509	21.2	82t	2
1999 — Keith Poole	42	796	19.0	67t	6
2000 — Joe Horn	94	1,340	14.3	52	8
2001 — Joe Horn	83	1,265	15.2	56	9
2002 — Jake Reed	21	360	17.1	54	3
2003 — Donté Stallworth	25	485	19.4	76t	3
2004 — Jerome Pathon	34	581	17.1	38	1
2005 — Devery Henderson	22	343	15.6	66	3
2006 — Devery Henderson	32	745	23.3	76t	5
2007 — Devery Henderson	20	409	20.5	54	3
2008 — Devery Henderson	32	793	24.8	84t	3
2009 — Robert Meachem	45	722	16.0	54t	9
2010 — Robert Meachem	44	638	14.5	55	5
2011 — Devery Henderson	32	503	15.7	79t	2
2012 — Lance Moore	65	1,041	16.0	51	6
2013 — Kenny Stills	32	641	20.0	76t	5
2014 — Marques Colston	59	902	15.3	57	5
2015 — Willie Snead IV	69	984	14.3	63	3
2016 — Brandin Cooks	78	1,173	15.0	98t	8
2017 — Brandon Coleman	23	364	15.8	54	3
<b>2018 — Tre'Quan Smith</b>	<b>28</b>	<b>427</b>	<b>15.3</b>	<b>62t</b>	<b>5</b>
2019 — Jared Cook	43	705	16.4	61t	9
2020 — Jared Cook	37	504	13.6	46	7
2021 — Deonte Harty	36	570	15.8	72t	3
<b>2022 — Rashid Shaheed</b>	<b>28</b>	<b>488</b>	<b>17.4</b>	<b>68t</b>	<b>2</b>

## PUNTS

	No.	Yds.	Avg.	Long
1967 — Tom McNeill	74	3,174	42.9	66
1968 — Tom McNeill	49	2,009	41.0	58
1969 — Olie Cordill	42	1,719	40.9	58
1970 — Julian Fagan	77	3,269	42.5	64
1971 — Julian Fagan	77	3,188	41.4	64
1972 — Julian Fagan	71	2,899	40.8	71
1973 — Steve O'Neal	81	3,375	41.7	71
1974 — Tom Blanchard	88	3,704	42.1	71
1975 — Tom Blanchard	92	3,776	41.0	61
1976 — Tom Blanchard	101	3,974	39.3	63
1977 — Tom Blanchard	82	3,474	42.4	66
1978 — Tom Blanchard	84	3,532	42.0	61
1979 — Rick Partridge	57	2,330	40.9	61
1980 — Russell Erxleben	89	3,499	39.3	57
1981 — Russell Erxleben	66	2,672	40.5	60
1982 — Russell Erxleben	46	1,976	43.0	60
1983 — Russell Erxleben	74	3,034	41.0	60
1984 — Brian Hansen	69	3,020	43.8	66
1985 — Brian Hansen	89	3,763	42.3	58
1986 — Brian Hansen	81	3,456	42.7	66
1987 — Brian Hansen	52	2,104	40.5	60
1988 — Brian Hansen	72	2,913	40.5	64
1989 — Tommy Barnhardt	55	2,179	39.6	56
1990 — Tommy Barnhardt	70	2,990	42.7	65
1991 — Tommy Barnhardt	86	3,743	43.5	61
1992 — Tommy Barnhardt	67	2,947	44.0	62
1993 — Tommy Barnhardt	77	3,356	43.6	58
1994 — Tommy Barnhardt	67	2,920	43.6	57
1995 — Klaus Wilmsmeyer	73	2,965	40.6	53
1996 — Klaus Wilmsmeyer	87	3,551	40.8	63
1997 — Mark Royals	88	4,038	45.9	66

# YEARLY LEADERS



## RECORDS

### PUNTS, CONTINUED

	No.	Yds.	Avg.	Long
1998 — Mark Royals	88	4,017	45.6	64
1999 — Tommy Barnhardt	82	3,262	39.8	52
2000 — Toby Gowin	74	3,043	41.1	58
2001 — Toby Gowin	76	3,180	41.8	62
2002 — Toby Gowin	61	2,553	41.9	59
2003 — Mitch Berger	71	3,144	44.3	59
2004 — Mitch Berger	85	3,704	43.6	63
2005 — Mitch Berger	71	3,066	43.2	69
2006 — Steve Weatherford	77	3,369	43.8	59
2007 — Steve Weatherford	63	2,757	43.8	61
2008 — Steve Weatherford	26	1,094	42.1	61
2009 — Thomas Morstead	58	2,528	43.6	60
2010 — Thomas Morstead	57	2,618	45.9	64
2011 — Thomas Morstead	46	2,224	48.3	64
2012 — Thomas Morstead	74	3,707	50.1	70
2013 — Thomas Morstead	61	2,859	46.9	61
2014 — Thomas Morstead	58	2,690	46.4	63
2015 — Thomas Morstead	56	2,551	45.6	58
2016 — Thomas Morstead	57	2,751	48.3	66
2017 — Thomas Morstead	60	2,822	47.0	68
2018 — Thomas Morstead	43	1,996	46.4	60
2019 — Thomas Morstead	60	2,770	43.1	64
2020 — Thomas Morstead	62	2,674	43.1	58
2021 — Blake Gillikin	<b>83</b>	<b>3,956</b>	<b>47.7</b>	<b>63</b>
2022 — Blake Gillikin	77	3,571	46.4	68

### PUNT RETURNS

	No.	Yds.	Avg.	Long	TD
1967 — Walter Roberts	11	50	4.5	11	0
1968 — John Gilliam	15	60	4.0	21	0
1969 — Al Dodd	15	106	7.1	21	0
1970 — Al Dodd	14	129	9.2	41	0
1971 — Al Dodd	13	88	6.8	14	0
1972 — Tommy Myers	9	43	4.8	10	0
1973 — Howard Stevens	17	171	10.1	37	0
1974 — Howard Stevens	37	376	10.2	40	0
1975 — Gil Chapman	17	207	12.2	42	0
1976 — Pete Athas	35	332	9.5	67	0
1977 — Rich Mauti	37	281	7.6	33	0
1978 — Wes Chandler	34	233	6.9	32	0
1979 — Rich Mauti	27	218	8.1	33	0
1980 — Rich Mauti	11	111	10.1	18	0
1981 — Jeff Groth	37	436	11.8	36	0
1982 — Jeff Groth	21	144	6.9	18	0
1983 — Jeff Groth	39	275	7.1	30	0
1984 — Jitter Fields	27	236	8.7	61	0
1985 — Willie Tullis	17	141	8.3	17	0
1986 — Eric Martin	24	227	9.5	39	0
1987 — Mel Gray	24	352	14.7	80	0
1988 — Mel Gray	25	305	12.2	66t	1
1989 — Rod Harris	27	196	7.3	20	0
1990 — Vince Buck	37	305	8.2	33	0
1991 — Vince Buck	31	260	8.4	52	0
1992 — Patrick Newman	23	158	6.9	18	0
1993 — Tyrone Hughes	37	503	13.6	83t	2
1994 — Tyrone Hughes	21	143	6.8	35	0
1995 — Tyrone Hughes	28	262	9.4	74	0
1996 — Tyrone Hughes	30	152	5.1	16	0
1997 — Eric Guliford	47	498	10.6	32	0
1998 — Andre Hastings	22	307	14.0	76	0
1999 — Eddie Kennison	35	258	7.4	18	0

# YEARLY LEADERS



RECORDS

## PUNT RETURNS, CONTINUED

	No.	Yds.	Avg.	Long	TD
2000 — Chad Morton	30	278	9.3	51	0
2001 — Wane McGarity	19	183	9.6	42	0
2002 — Michael Lewis	44	625	14.2	83t	1
2003 — Michael Lewis	30	275	9.2	27	0
2004 — Michael Lewis	34	382	11.2	53	0
2005 — Az-Zahir Hakim	34	260	7.6	42	0
2006 — Reggie Bush	28	216	7.7	65t	1
2007 — Lance Moore	20	185	9.3	48	0
2008 — Reggie Bush	20	270	13.5	71t	3
2009 — Reggie Bush	27	130	4.8	23	0
2010 — Reggie Bush	14	92	6.6	43	0
2011 — Darren Sproles	29	294	10.1	72t	1
2012 — Darren Sproles	23	183	8.0	37	0
2013 — Darren Sproles	29	194	6.7	28	0
2014 — Brandin Cooks	10	35	3.5	15	0
2015 — Marcus Murphy	28	261	9.3	74t	1
2016 — Tommylee Lewis	14	160	11.4	59	0
2017 — Ted Ginn Jr.	19	103	5.4	17	0
<b>2018 — Alvin Kamara</b>	<b>12</b>	<b>82</b>	<b>6.8</b>	<b>16</b>	<b>0</b>
2019 — Deonte Harty	36	338	9.4	53t	1
2020 — Deonte Harty	17	207	12.2	42	0
2021 — Deonte Harty	21	199	9.5	26	0
<b>2022 — Rashid Shaheed</b>	<b>20</b>	<b>193</b>	<b>9.7</b>	<b>42</b>	<b>0</b>

## KICKOFF RETURNS

	No.	Yds.	Avg.	Long	TD
1967 — Walter Roberts	28	737	26.3	91t	1
1968 — Gene Howard	23	533	23.2	36	0
1969 — Tom Barrington	17	394	23.2	54	0
1970 — Ken Burrough	15	298	19.9	38	0
Al Dodd	15	319	21.3	32	0
1971 — Virgil Robinson	19	443	23.3	51	0
1972 — Margene Adkins	43	1,020	23.7	61	0
1973 — Howard Stevens	26	590	22.7	48	0
1974 — Howard Stevens	33	749	22.7	41	0
1975 — Gil Chapman	28	614	21.9	36	0
1976 — Tony Galbreath	20	399	19.9	32	0
1977 — Rich Mauti	27	609	22.6	38	0
1978 — Wes Chandler	32	760	23.8	38	0
1979 — Rich Mauti	36	801	22.2	39	0
1980 — Jimmy Rogers	41	930	22.7	88	0
1981 — Wayne Wilson	31	722	23.3	57	0
1982 — Aundra Thompson	10	211	21.1	35	0
1983 — Kenny Duckett	33	719	21.8	61	0
1984 — Kenny Duckett	29	580	20.0	39	0
1985 — Edward Anthony	23	476	20.7	52	0
Willie Tullis	23	480	20.9	62	0
1986 — Mel Gray	31	866	27.9	101t	1
1987 — Mel Gray	30	636	21.2	43	0
1988 — Mel Gray	32	670	20.9	39	0
1989 — Rod Harris	19	378	19.9	39	0
1990 — Gil Fenerty	28	572	20.4	58	0
1991 — Gene Atkins	20	368	18.4	27	0
1992 — Fred McAfee	19	393	20.7	38	0
1993 — Tyrone Hughes	30	753	25.1	99t	1
1994 — Tyrone Hughes	63	1,556	24.7	98t	2
1995 — Tyrone Hughes	66	1,617	24.5	83	0
1996 — Tyrone Hughes	70	1,791	25.6	58	0
1997 — Eric Guliford	43	1,128	26.2	102t	1
1998 — Qadry Ismail	28	590	21.1	39	0
1999 — Dino Philyaw	53	1,165	22.0	55	0



# YEARLY LEADERS



RECORDS

## KICKOFF RETURNS, CONTINUED

	No.	Yds.	Avg.	Long	TD
2000 — Chad Morton	44	1,029	23.4	68	0
2001 — Deuce McAllister	45	1,091	24.2	63	0
2002 — Michael Lewis	70	1,807	25.8	97t	2
2003 — Michael Lewis	45	1,068	23.7	53	0
2004 — Michael Lewis	51	1,215	23.8	96t	1
2005 — Aaron Stecker	31	672	21.7	46	0
2006 — Michael Lewis	37	914	24.7	51	0
2007 — Pierre Thomas	36	865	24.0	64	0
2008 — Pierre Thomas	31	793	25.6	88	0
2009 — Courtney Roby	42	1,154	27.5	97t	1
2010 — Courtney Roby	33	785	23.8	39	0
2011 — Darren Sproles	40	1,089	27.2	92	0
2012 — Travaris Cadet	26	690	26.5	75	0
2013 — Darren Sproles	12	255	21.3	32	0
2014 — Travaris Cadet	15	364	24.3	34	0
2015 — Marcus Murphy	12	300	25.0	35	0
2016 — Travaris Cadet	10	144	14.4	25	0
2017 — Tommylee Lewis	13	307	23.6	39	0
<b>2018 — Taysom Hill</b>	<b>14</b>	<b>348</b>	<b>24.9</b>	<b>47</b>	<b>0</b>
2019 — Deonte Harty	24	644	26.8	51	0
2020 — Deonte Harty	16	436	27.3	75	0
2021 — Deonte Harty	29	690	23.8	39	0
<b>2022 — Rashid Shaheed</b>	<b>14</b>	<b>320</b>	<b>22.9</b>	<b>31</b>	<b>0</b>

## INTERCEPTIONS

	No.	Yds.	Avg.	Long	TD
1967 — Dave Whitsell	10	178	17.8	41t	2
1968 — Dave Whitsell	6	44	7.3	32	0
1969 — Elijah Nevett	3	20	6.7	20	0
1970 — Hugo Hollas	5	79	15.8	29	0
1971 — Delles Howell	5	120	24.0	60	0
Hugo Hollas	5	56	11.2	25	0
1972 — Bivian Lee	4	65	16.3	32	0
1973 — Ernie Jackson	3	40	13.3	23	0
Tommy Myers	3	33	11.0	20	0
Jim Merlo	3	25	8.3	16	0
Bivian Lee	3	23	7.7	12	0
1974 — Ernie Jackson	4	53	13.3	28	0
Terry Schmidt	4	27	6.8	24t	1
1975 — Tommy Myers	5	83	16.6	29	0
1976 — Jim Merlo	4	142	35.5	83t	2
1977 — Chuck Crist	4	6	1.5	6	0
1978 — Tommy Myers	6	167	27.8	97t	1
1979 — Tommy Myers	7	127	18.1	52t	1
1980 — Tommy Myers	5	96	19.2	48	0
1981 — Dave Waymer	4	54	13.5	31	0
1982 — Russell Gary	2	25	12.5	19	0
Dennis Winston	2	-2	-1.0	0	0
1983 — Johnnie Poe	7	146	20.9	31t	1
1984 — Dave Waymer	4	9	2.3	9	0
1985 — Dave Waymer	6	49	8.2	28	0
1985 — Dave Waymer	6	49	8.2	28	0
1986 — Dave Waymer	9	48	5.3	17	0
1987 — Dave Waymer	5	78	15.6	35	0
Reggie Sutton	5	68	13.6	26	0
1988 — Gene Atkins	4	42	10.5	40	0
1989 — Dave Waymer	6	66	11.0	42	0
1990 — Brett Maxie	2	88	44.0	50t	1
Toi Cook	2	55	27.5	50	0
Gene Atkins	2	15	7.5	15	0
Bennie Thompson	2	0	0.0	0	0

# YEARLY LEADERS

## INTERCEPTIONS, CONTINUED

	No.	Yds.	Avg.	Long	TD
1991 — Gene Atkins	5	198	39.6	79	0
Vince Buck	5	12	2.4	12	0
1992 — Toi Cook	6	90	15.0	48t	1
1993 — Gene Atkins	3	59	19.7	37	0
1994 — Jimmy Spencer	5	24	4.8	11	0
1995 — Jimmy Spencer	4	11	2.8	9	0
1996 — Anthony Newman	3	40	13.3	21	0
Greg Jackson	3	24	8.0	10	0
1997 — Sammy Knight	5	75	15.0	39	0
1998 — Sammy Knight	6	171	28.5	91t	2
1999 — Ashley Ambrose	6	27	4.5	16	0
2000 — Sammy Knight	5	68	13.6	37t	2
2001 — Sammy Knight	6	114	19.0	40	0
2002 — Fred Thomas	5	80	16.0	43	0
Sammy Knight	5	36	7.2	17	0
2003 — Fred Thomas	4	47	11.8	20	0
2004 — Mike McKenzie	5	19	3.8	14	0
2005 — Jason Craft	3	63	21.0	39	0
2006 — Mike McKenzie	2	54	27.0	54	0
Scott Fujita	2	19	9.5	19	0
Josh Bullocks	2	14	7.0	14	0
Omar Stoutmire	2	10	5.0	10	0
2007 — Mike McKenzie	3	161	53.7	75t	2
Roman Harper	3	58	19.3	31t	1
Jason David	3	21	7.0	19	0
2008 — Jason David	5	83	16.6	42	0
2009 — Darren Sharper	9	376	41.8	99t	3
2010 — Malcolm Jenkins	2	105	52.5	96t	1
Jabari Greer	2	50	25.0	26	1
2011 — Patrick Robinson	4	31	7.8	25	0
2012 — Jabari Greer	3	31	10.3	28	0
Patrick Robinson	3	99	33.0	99t	1
2013 — Keenan Lewis	4	34	8.5	20	0
2014 — Kenny Vaccaro	2	45	22.5	45	0
Keenan Lewis	2	2	1.0	2	0
Patrick Robinson	2	2	1.0	2	0
Pierre Warren	2	53	26.5	32	0
Corey White	2	2	1.0	2	0
2015 — Delvin Breaux	3	22	7.3	22	0
2016 — Jairus Byrd	2	35	17.5	24	0
Kenny Vaccaro	2	30	15.0	30	0
Sterling Moore	2	8	4.0	8	0
<b>2017 — Marshon Lattimore</b>	<b>5</b>	<b>85</b>	<b>17.0</b>	<b>33</b>	<b>1</b>
<b>2018 — Marcus Williams</b>	<b>2</b>	<b>100</b>	<b>50.0</b>	<b>78</b>	<b>0</b>
Eli Apple	2	29	14.5	29	0
Chris Banjo	2	0	0.0	0	0
<b>Marshon Lattimore</b>	<b>2</b>	<b>0</b>	<b>0.0</b>	<b>0</b>	<b>0</b>
2019 — Marcus Williams	4	56	14.0	55t	1
<b>2020 — Marcus Williams</b>	<b>3</b>	<b>37</b>	<b>12.3</b>	<b>20</b>	<b>0</b>
Malcolm Jenkins	3	58	19.3	48	0
Janoris Jenkins	3	53	17.7	36t	1
<b>2021 — P.J. Williams</b>	<b>3</b>	<b>86</b>	<b>28.7</b>	<b>46</b>	<b>1</b>
Paulson Adebo	3	50	16.7	33	0
C.J. Gardner-Johnson	3	45	15.0	26	0
<b>Marshon Lattimore</b>	<b>3</b>	<b>35</b>	<b>11.7</b>	<b>20</b>	<b>0</b>
<b>2022 — Tyrann Mathieu</b>	<b>3</b>	<b>44</b>	<b>14.7</b>	<b>41</b>	<b>0</b>

# YEARLY LEADERS

## QUARTERBACK SACKS No. Yds.

1982 —	Bruce Clark, DE	5.5	51
1983 —	Rickey Jackson, LB	12	81.5
1984 —	Rickey Jackson, LB	12	95
1985 —	Rickey Jackson, LB	11	89
1986 —	James Geathers, DE	9	73
	Rickey Jackson, LB	9	71
1987 —	Pat Swilling, LB	10.5	87
1988 —	Rickey Jackson, LB	7	66
	Pat Swilling, LB	7	65
1989 —	Pat Swilling, LB	16.5	164
1990 —	Pat Swilling, LB	11	68
1991 —	Pat Swilling, LB	17	139
1992 —	Wayne Martin, DE	15	102
1993 —	Renaldo Turnbull, LB	13	73
1994 —	Darion Conner, LB	10	66
1995 —	Wayne Martin, DT	13	89
1996 —	Wayne Martin, DT	11	84.5
1997 —	Wayne Martin, DT	10.5	60
1998 —	La'Roi Glover, DT	10	83
1999 —	La'Roi Glover, DT	8.5	47
2000 —	La'Roi Glover, DT	17	112
2001 —	Charlie Clemons, LB	13.5	96
2002 —	Darren Howard, DE	8	51
2003 —	Charles Grant, DE	10	42
2004 —	Darren Howard, DE	11	64
2005 —	Will Smith, DE	8.5	60
2006 —	Will Smith, DE	10.5	79.5
2007 —	Will Smith, DE	7	41
2008 —	Bobby McCray, DE	6	35
2009 —	Will Smith, DE	13	68.5
2010 —	Sedrick Ellis, DT	6	48
2011 —	Roman Harper, S	7.5	55
2012 —	<b>Cameron Jordan, DE</b>	<b>8</b>	<b>54</b>
2013 —	<b>Cameron Jordan, DE</b>	<b>12.5</b>	<b>101.5</b>
2014 —	Junior Galette, OLB	10.0	55.0
2015 —	<b>Cameron Jordan, DE</b>	<b>10.0</b>	<b>67.0</b>
2016 —	<b>Cameron Jordan, DE</b>	<b>7.5</b>	<b>51.5</b>
2017 —	<b>Cameron Jordan, DE</b>	<b>13.0</b>	<b>93.5</b>
2018 —	<b>Cameron Jordan, DE</b>	<b>12.0</b>	<b>67.0</b>
2019 —	<b>Cameron Jordan, DE</b>	<b>15.5</b>	<b>98.0</b>
2020 —	Trey Hendrickson, DE	13.5	71.0
2021 —	<b>Cameron Jordan, DE</b>	<b>12.5</b>	<b>75.5</b>
2022 —	<b>Cameron Jordan, DE</b>	<b>8.5</b>	<b>67.5</b>



RECORDS

# INDIVIDUAL RECORDS

## SERVICE

### Most Seasons

- 15 Drew Brees, 2006-20
- 13 Morten Andersen, 1982-94  
Hoby Brenner, 1981-93  
Stan Brock, 1980-92  
Rickey Jackson, 1981-93  
Derland Moore, 1973-85  
Frank Warren, 1981-89, 91-94  
Jim Wilks, 1981-93

### Most Games

- 228 Drew Brees, 2006-20
- 196 Morten Andersen, 1982-94
- 195 Rickey Jackson, 1981-93
- 192 **Cameron Jordan, 2011-**

## SCORING

### TOTAL POINTS

#### Career

- 1,318 Morten Andersen, 1982-94 (302 FG, 412 PAT)
- 781 **Wil Lutz, 2016-20, 2022- (165 FG, 286 PAT)**
- 768 John Carney, 2001-06, 09-10 (168 FG, 264 PAT)
- 513 Doug Brien, 1995-2000 (123 FG, 144 PAT)
- 432 Marques Colston, 2006-15 (72 TD)

#### Season

- 147 John Kasay, 2011 (28 FG, 63 PAT)
- 144 **Wil Lutz, 2019 (32 FG, 48 PAT)**
- 140 **Wil Lutz, 2017 (31 FG; 47 PAT)**
- 136 **Wil Lutz, 2018 (28 FG, 52 PAT)**
- 133 **Wil Lutz, 2016 (28 FG, 49 PAT)**

#### Game

- 36 **Alvin Kamara, vs. Minnesota, 12/25/20 (6 TD)**  
**TIED NFL RECORD**
- 24 Joe Horn, vs. N.Y. Giants, 12/14/03 (4 TD)  
Reggie Bush, vs. San Francisco, 12/3/06 (4 TD)

#### Opponent

- 24 Dave Williams, at St. Louis, 11/2/69 (4 TD)  
Wayne Morris, at St. Louis, 10/23/77 (4 TD)  
Rodney Hampton, at N.Y. Giants, 9/24/95 (4 TD)  
Mike Anderson, vs. Denver, 12/3/00 (4 TD)

### TOUCHDOWNS

#### Career

- 72 Marques Colston, 2006-15  
**Alvin Kamara, 2017-**
- 57 Mark Ingram II, 2011-18, 21-22

#### Season

- 21 **Alvin Kamara, 2020**
- 18 Dalton Hilliard, 1989  
**Alvin Kamara, 2018**
- 16 Deuce McAllister, 2002  
Jimmy Graham, 2012

#### Game

- 6 **Alvin Kamara, vs. Minnesota, 12/25/20**  
**TIED NFL RECORD**
- 4 Joe Horn, vs. N.Y. Giants, 12/14/03  
Reggie Bush, vs. San Francisco, 12/3/06

#### Opponent

- 4 Dave Williams, at St. Louis, 11/2/69  
Wayne Morris, at St. Louis, 10/23/77  
Rodney Hampton, at N.Y. Giants, 9/24/95  
Mike Anderson, vs. Denver, 12/3/00

### FIELD GOALS MADE

#### Career

- 302 Morten Andersen, 1982-94 (389 att.)
- 168 John Carney, 2001-06, 09-10 (203 att.)
- 145 **Wil Lutz, 2016-20, 2022- (195 att.)**
- 123 Doug Brien, 1995-2000 (149 att.)
- 82 Garrett Hartley, 2008-13 (101 att.)

#### Season

- 32 **Wil Lutz, 2019 (36 att.)**
- 31 Morten Andersen, 1985 (35 att.)  
John Carney, 2002 (35 att.)  
**Wil Lutz, 2017 (36 att.)**
- 29 Morten Andersen, 1992 (34 att.)
- 28 Morten Andersen, 1987 (36 att.)  
Morten Andersen, 1993 (35 att.)  
Morten Andersen, 1994 (39 att.)  
John Kasay, 2011 (34 att.)  
**Wil Lutz, 2016 (34 att.)**  
**Wil Lutz, 2018 (30 att.)**

#### Game

- 5 Charlie Durkee, at Green Bay, 11/28/71 (6 att.)  
Morten Andersen, vs. L.A. Rams, 12/1/85 (5 att.)  
Morten Andersen, vs. San Francisco, 10/25/87 (7 att.)  
Morten Andersen, vs. Atlanta, 12/3/92 (5 att.)  
Morten Andersen, at Atlanta, 12/11/94 (5 att.)  
John Carney, vs. Minnesota, 10/7/01 (5 att.)  
John Carney, at St. Louis, 10/28/01 (5 att.)  
John Carney, at St. Louis, 9/26/04 (6 att.)

#### Opponent

- 6 Bobby Howfield, at N.Y. Jets, 12/3/72 (7 att.)  
Ray Wersching, vs. San Francisco, 10/16/83 (6 att.)  
Norm Johnson, vs. Atlanta, 11/13/94 (6 att.)  
John Kasay, vs. Carolina, 12/5/04 (6 att.)  
Ryan Succop, vs. Kansas City, 9/23/12 (6 att.)

### LONGEST FIELD GOAL

- 63 Tom Dempsey, vs. Detroit, 11/8/70
- 60 Morten Andersen, vs. Chicago, 10/27/91  
**Wil Lutz, vs. Minnesota (London), 10/12/22**

#### Opponent

- 58 Brandon McManus, at Denver, 11/29/20  
Matt Gay, vs. L.A. Rams, 11/20/22
- 56 Greg Zuerlein, vs. L.A. Rams, 11/4/18  
Jason Myers, vs. Seattle, 10/9/22

### FIELD GOALS ATTEMPTED

#### Career

- 389 Morten Andersen, 1982-94 (302 made)
- 203 John Carney, 2001-06, 09-10 (168 made)
- 195 **Wil Lutz, 2016-20, 2022- (165 made)**

#### Season

- 41 Tom Dempsey, 1969 (22 made)
- 39 Morten Andersen, 1994 (28 made)
- 37 Charlie Durkee, 1968 (19 made)
- 36 Morten Andersen, 1987 (28 made)  
Morten Andersen, 1988 (26 made)  
**Wil Lutz, 2017 (31 made)**  
**Wil Lutz, 2019 (32 made)**



# INDIVIDUAL RECORDS



RECORDS

**Game**  
 7 Tom Dempsey, vs. Philadelphia, 11/30/69 (4 made)  
 Morten Andersen, vs. San Fran., 10/25/87 (5 made)

**Opponent**  
 7 Bobby Howfield, at N.Y. Jets, 12/3/72 (6 made)

## POINTS AFTER TOUCHDOWN

### Career

412 Morten Andersen, 1982-94 (418 att.)  
**286 Wil Lutz, 2016-20, 2022- (293 att.)**  
 264 John Carney, 2001-05, 09-10 (268 att.)  
 176 Garrett Hartley, 2008-13 (177 att.)  
 144 Doug Brien, 1995-2000 (145 att.)

### Season

63 John Kasay, 2011 (63 att.)  
 57 Garrett Hartley, 2012 (57 att.)  
**Wil Lutz, 2020 (58 att.)**

### Game

8 John Kasay, vs. Indianapolis, 10/23/11 (8 att.)  
 7 John Kasay, vs. N.Y. Giants, 11/28/11 (7 att.)  
 Garrett Hartley, vs. Dallas, 11/10/13 (7 att.)  
 Kai Forbath, vs. N.Y. Giants, 11/1/15 (7 att.)  
**Wil Lutz, vs. L.A. Rams, 11/27/16 (7 att.)**  
**Wil Lutz, vs. Detroit, 10/15/17 (7 att.)**  
**Wil Lutz, vs. Minnesota, 12/25/20 (7 att.)**

### Opponent

8 Nick Mike-Mayer, vs. Atlanta, 9/16/73 (8 att.)  
 7 Josh Brown, vs. N.Y. Giants, 11/1/15 (7 att.)

## TWO-POINT CONVERSIONS

### Career

**4 Alvin Kamara, 2017-**  
 Mark Ingram II, 2011-18, 21-22  
 3 Joe Horn, 2000-06  
 Reggie Bush, 2006-10

## RUSHING

### TOTAL YARDS

#### Career

6,500 Mark Ingram II, 2011-18, 21-22 (1,451 att.)  
 6,096 Deuce McAllister, 2001-09 (1,429 att.)  
**5,135 Alvin Kamara, 2017- (1,135 att.)**

#### Season

1,674 George Rogers, 1981 (378 att.)  
 1,641 Deuce McAllister, 2003 (351 att.)  
 1,388 Deuce McAllister, 2002 (325 att.)  
 1,353 Rueben Mayes, 1986 (286 att.)

#### Game

206 George Rogers, vs. St. Louis, 9/4/83 (24 att.)  
 203 Rueben Mayes, vs. Miami, 12/7/86 (28 att.)  
 184 Deuce McAllister, at Philadelphia, 11/23/03 (19 att.)  
 179 Ricky Williams, vs. Cleveland, 10/31/99 (40 att.)  
 174 Ray Zellers, vs. Chicago, 10/13/96 (20 att.)

#### Opponent

251 Mike Anderson, vs. Denver, 12/3/00 (37 att.)  
 247 Willie Ellison, at L.A. Rams, 12/5/71 (26 att.)  
 220 Marshall Faulk, vs. St. Louis, 12/24/00 (32 att.)

## MOST 100-YARD RUSHING GAMES

### Career

27 Deuce McAllister, 2001-09

16 George Rogers, 1981-84  
 15 Mark Ingram II, 2011-18, 21-22  
 12 Ricky Williams, 1999-2001  
 11 Rueben Mayes, 1986-88,90

### Season

9 George Rogers, 1981  
 Deuce McAllister, 2003  
 8 Deuce McAllister, 2002  
 6 Rueben Mayes, 1986  
 Deuce McAllister, 2004

## DUAL 100-YARD RUSHING GAMES

at Kansas City, 9/26/76

Tony Galbreath, 14-146, 2 TD; Chuck Muncie, 25-126  
 at Cincinnati, 11/4/90

Craig Heyward, 19-122, 1 TD; Rueben Mayes, 30-115, 1 TD  
 at New York Giants, 12/24/06

Reggie Bush, 20-126, 1 TD; Deuce McAllister, 27-108, 1 TD  
 at Buffalo, 11/12/17

Mark Ingram II, 13-134, 3 TD; **Alvin Kamara, 12-106, 1 TD**  
 vs. Seattle, 10/9/22

**Taysom Hill 9-112, 3 TD; Alvin Kamara, 23-103**

### Opponent

vs. San Francisco, 11/13/77  
 Wilbur Jackson, 22-123; Del Williams, 25-110, 1 TD  
 vs. St. Louis, 10/5/80  
 Otis Anderson, 22-126; Wayne Morris, 22-102, 3 TDs

## ATTEMPTS

### Career

1,451 Mark Ingram II, 2011-18, 21-22 (6,500 yds.)  
 1,429 Deuce McAllister, 2001-09 (6,096 yds.)  
**1,135 Alvin Kamara, 2017- (5,135 yds.)**

### Season

378 George Rogers, 1981 (1,674 yds.)  
 351 Deuce McAllister, 2003 (1,641 yds.)  
 344 Dalton Hilliard, 1989 (1,262 yds.)  
 325 Deuce McAllister, 2002 (1,388 yds.)

### Game

40 Ricky Williams, vs. Cleveland, 10/31/99 (179 yds.)  
 38 Ricky Williams, vs. Carolina, 10/15/00 (144 yds.)  
 35 Earl Campbell, at Minnesota, 11/24/85 (160 yds.)  
 Dwight Beverly, at St. Louis, 10/11/87 (139 yds.)

### Opponent

39 Gerald Riggs, vs. Atlanta, 12/22/85 (158 yds.)

## TOUCHDOWNS RUSHING

### Career

52 Mark Ingram II, 2011-18, 21-22  
 49 Deuce McAllister, 2001-09  
**Alvin Kamara, 2017-**

### Season

16 **Alvin Kamara, 2020**  
 14 **Alvin Kamara, 2018**  
 13 Deuce McAllister, 2002  
 George Rogers, 1981  
 Dalton Hilliard, 1989

### Game

6 **Alvin Kamara, vs. Minnesota, 12/25/20**  
**TIED NFL RECORD**

# INDIVIDUAL RECORDS

## Opponent

- 4 Wayne Morris, at St. Louis, 10/23/77  
 Rodney Hampton, at N.Y. Giants, 9/24/95  
 Mike Anderson, vs. Denver, 12/3/00

## HIGHEST RUSHING AVERAGE

### Career (minimum 250 attempts)

- 5.8 Archie Manning, 1971-75,77-82 (357 att.-2,058 yds.)  
 5.5 Taysom Hill, 2017- (317 att.-1,758 yds.)  
 5.4 Hokie Gajan, 1982-85 (252 att.-1,358 yds.)  
 5.10 Chris Ivory, 2010-12 (256 att.-1,307 yds.)  
 4.6 Pierre Thomas, 2007-14 (818 att.-3,745 yds.)

### Season (minimum 75 attempts)

- 6.9 Darren Sproles, 2011 (87 att.-603 yds.)  
 6.1 Alvin Kamara, 2017 (120 att.-728 yds.)  
 6.0 Hokie Gajan, 1984 (102 att.-615 yds.)

### Game (minimum 8 attempts)

- 12.4 Taysom Hill, vs. Seattle, 10/9/22 (9-112)  
 12.2 Mark Ingram II, vs. Washington, 11/19/17 (11-134)  
 10.9 Khiry Robinson, at Dallas, 9/28/14 (8-87)  
 10.8 Lorenzo Neal, at Atlanta, 9/12/93 (8-86)  
 10.5 Chris Ivory, at Tampa Bay, 10/17/10 (15-158)

### Opponent (minimum 8 attempts)

- 12.8 Steve Young, at San Francisco, 12/23/90 (8-102)

## LONGEST SCORING RUN

- 79 George Rogers, at Cleveland, 10/18/81  
 76 George Rogers, vs. St. Louis, 9/4/83  
 Deuce McAllister, at Philadelphia, 11/23/03  
 75 Mark Ingram, at San Francisco, 11/6/16  
 74 Tony Galbreath, at Kansas City, 9/26/76  
 Lorenzo Neal, at Atlanta, 9/12/93  
 Mario Bates, vs. Detroit, 9/21/97  
 Alvin Kamara, at L.A. Rams, 11/26/17

## Opponent

- 91 Jamaal Charles, vs. Kansas City, 9/23/12  
 82 Miles Sanders, at Philadelphia, 12/13/20

## LONGEST NON-SCORING RUN

- 73 George Rogers, vs. Philadelphia, 10/11/81  
 72 Mark Ingram II, vs. Carolina, 12/3/17  
 71 Deuce McAllister, at Carolina, 1/2/05  
 70 Mark Ingram II, at Washington, 11/15/15

## Opponent

- 76 Willie Parker, at Pittsburgh, 11/12/06

# RECEIVING

## TOTAL RECEIVING YARDS

### Career

- 9,759 Marques Colston, 2006-15 (711 rec.)  
 7,854 Eric Martin, 1985-93 (532 rec.)  
 7,622 Joe Horn, 2000-06 (523 rec.)  
 6,121 Michael Thomas, 2016- (526 rec.)  
 4,875 Danny Abramowicz, 1967-72 (309 rec.)

### Season

- 1,725 Michael Thomas, 2019 (149 rec.)  
 1,405 Michael Thomas, 2018 (125 rec.)  
 1,399 Joe Horn, 2004 (94 rec.)  
 1,340 Joe Horn, 2000 (94 rec.)  
 1,312 Joe Horn, 2002 (88 rec.)

## Game

- 211 Michael Thomas, vs. L.A. Rams, 11/4/18 (12 rec.)  
 205 Wes Chandler, vs. Atlanta, 9/27/79 (6 rec.)  
 200 Torrance Small, at Denver, 12/24/94 (6 rec.)

## Opponent

- 336 Willie Anderson, vs. L.A. Rams, 11/26/89 (15 rec.)  
 248 Richard Johnson, at Detroit, 12/3/89 (8 rec.)  
 224 Dez Bryant, at Dallas, 12/23/12 (9 rec.)

## MOST 100-YARD RECEIVING GAMES

### Career

- 28 Joe Horn, 2000-06  
 Marques Colston, 2006-15  
 21 Michael Thomas, 2016-  
 18 Eric Martin, 1985-93  
 13 Jimmy Graham, 2010-14

### Season

- 10 Michael Thomas, 2019  
 6 Joe Horn, 2002  
 Jimmy Graham, 2013

## DUAL 100-YARD RECEIVING GAMES

at Atlanta, 11/25/79

Henry Childs, 3-117, 1 TD; Wes Chandler, 6-103 vs. Philadelphia, 11/9/80

Wes Chandler, 9-139, 1 TD; Ike Harris, 4-119

vs. Buffalo, 12/27/98

Brett Bech, 4-113, 2 TD; Cam Cleeland, 10-112, 1 TD vs. Denver, 12/3/00

Joe Horn, 10-170; Robert Wilson, 8-122

vs. N.Y. Giants, 9/19/05

Joe Horn, 9-143, 1 TD; Donté Stallworth, 8-141

vs. Baltimore, 10/29/06

Marques Colston, 6-163, 2 TD; Joe Horn, 5-126, 1 TD

at Tampa Bay, 11/5/06

Marques Colston, 11-123, 1 TD; Devery Henderson, 3-111, 2 TD

vs. New England, 11/30/09

Marques Colston, 4-121, 1 TD; Devery Henderson, 3-116, 1 TD

at Tampa Bay, 10/16/11

Marques Colston, 7-118, 1 TD; Jimmy Graham, 7-124

vs. San Diego, 10/7/12

Marques Colston, 9-131, 3 TD; Devery Henderson, 8-123, 1 TD

at Dallas, 12/23/12

Marques Colston, 10-153; Darren Sproles, 7-144

vs. Carolina, 12/30/12

Jimmy Graham, 9-115, 1 TD; Lance Moore, 4-121

vs. Miami, 9/30/13

Jimmy Graham, 4-100, 2 TD; Darren Sproles, 7-114, 1 TD at

Detroit, 10/19/14

Marques Colston, 6-111; Kenny Stills, 5-103

at Philadelphia, 10/11/15

Brandin Cooks, 5-107, 1 TD; Willie Snead IV, 6-141

vs. N.Y. Giants, 11/11/15

Marques Colston, 8-114, 1 TD; Benjamin Watson, 9-147, 1 TD

vs. Oakland, 9/11/16

Brandin Cooks, 6-143, 2 TDs; Willie Snead IV, 9-172, 1 TD

at Atlanta, 9/23/18

Alvin Kamara, 15-124; Michael Thomas, 10-129

vs. Houston, 9/9/19

Ted Ginn Jr., 7-101; Michael Thomas, 10-123

## Opponent

at Cleveland, 11/10/68

Paul Warfield, 5-107, 1 TD; Leroy Kelly, 3-104, 2 TD

RECORDS

# INDIVIDUAL RECORDS

at St. Louis, 11/2/69  
 Dave Williams, 8-164, 4 TD; John Gilliam, 5-106, 1 TD  
 at Minnesota, 12/1/74  
 Jim Lash, 3-112; John Gilliam, 5-109, 2 TD  
 at N.Y. Giants, 9/20/81  
 Johnny Perkins, 8-118; Gary Shirk, 11-101, 1 TD  
 at L.A. Rams, 12/9/90  
 Willie Anderson, 5-123; Henry Ellard, 5-107, 1 TD  
 at Minnesota, 11/6/94  
 Jake Reed, 8-157, 1 TD; Cris Carter, 12-151  
 vs. Atlanta, 11/13/94  
 Terance Mathis, 10-125; Andre Rison, 8-118, 1 TD  
 vs. Atlanta, 9/17/95  
 Eric Metcalf, 11-155; Bert Emanuel, 6-104  
 at Minnesota, 11/19/95  
 Qadry Ismail, 5-142, 1 TD; Cris Carter, 12-137, 2 TD  
 vs. Carolina, 11/26/95  
 Mark Carrier, 6-132, 2 TD; Willie Green, 4-105, 1 TD  
 vs. Atlanta, 12/13/98  
 Tony Martin, 8-109; Terance Mathis, 6-198  
 vs. St. Louis, 12/12/99  
 Torry Holt, 6-113; Isaac Bruce, 4-119  
 at St. Louis, 10/28/01  
 Trung Canidate 10-107; Isaac Bruce 7-179, 1 TD  
 at Philadelphia, 9/20/09  
 Brent Celek 8-104; DeSean Jackson 4-101, 1 TD  
 vs. Houston, 9/25/11  
 James Casey 5-126, 1 TD; Andre Johnson 7-128  
 vs. Atlanta, 12/26/11  
 Julio Jones 8-128, 1 TD; Roddy White 11-127  
 vs. Atlanta, 11/11/12  
 Tony Gonzalez 11-122, 2 TD; Roddy White 7-114  
 at Green Bay, 10/26/14  
 Randall Cobb 5-126, 1 TD; Eddie Lacy 8-123  
 vs. Jacksonville, 12/27/15  
 Allen Hurns 8-107, 2 TD; Allen Robinson 6-151, 1 TD  
 at Tampa Bay, 12/31/17  
 Chris Godwin 7-111, 1 TD; Adam Humphries 7-102  
 vs. Tampa Bay, 9/9/18  
 Mike Evans 7-147, 1 TD; DeSean Jackson 5-146, 2 TDs  
 at Minnesota, 10/28/18  
 Stefon Diggs 10-119, 1 TD; Adam Thielen 7-103, 1 TD  
 vs. Pittsburgh, 12/23/18  
 Antonio Brown 14-185, 2 TDs; Juju Smith-Schuster 11-115  
 at Carolina, 1/3/21  
 Curtis Samuel 7-118; DJ Moore 5-105

## TOTAL RECEPTIONS

### Career

711 Marques Colston, 2006-15 (9,759 yds.)  
 532 Eric Martin, 1985-93 (7,854 yds.)  
 526 **Michael Thomas, 2016- (6,121 yds.)**  
 523 Joe Horn, 2000-06 (7,622 yds.)  
 430 Alvin Kamara, 2017- (3,753 yds.)

### Season

149 **Michael Thomas, 2019 (1,725 yards) NFL RECORD**  
 125 **Michael Thomas, 2018 (1,405 yds.)**  
 104 **Michael Thomas, 2017 (1,245 yds.)**  
 99 Jimmy Graham, 2011 (1,310 yds.)  
 98 Marques Colston, 2007 (1,202 yds.)

### Game

16 **Michael Thomas, vs. Tampa Bay, 9/9/18 (180 yds.)**  
 15 **Alvin Kamara, at Atlanta, 9/23/18 (124 yds.)**

14 Tony Galbreath, at Green Bay, 9/10/78 (122 yds.)  
**Opponent**  
 15 Willie Anderson, vs. L.A. Rams, 11/26/89 (336 yds.)  
 14 Antonio Brown, vs. Pittsburgh, 12/23/18 (185 yds.)

## TOUCHDOWNS RECEIVING

### Career

72 Marques Colston, 2006-15  
 51 Jimmy Graham, 2010-14  
 50 Joe Horn, 2000-06  
 48 Eric Martin, 1985-93

### Season

16 Jimmy Graham, 2013  
 11 Joe Horn, 2004  
 Marques Colston, 2007  
 Jimmy Graham, 2011

### Game

4 Joe Horn, vs. N.Y. Giants 12/14/03

### Opponent

4 Dave Williams, at St. Louis 11/2/69

## HIGHEST RECEIVING AVERAGE

### Career (minimum 100 receptions)

17.9 Devery Henderson, 2004-12 (245 rec.-4,377 yds.)  
 16.4 Ike Harris, 1978-81 (104 rec.-1,710 yds.)  
 16.5 Robert Meachem, 2007-11, 13-14 (164 rec.-2,707 yds.)  
 15.8 Danny Abramowicz, 1967-73 (309 rec.-4,875 yds.)

### Season (minimum 20 receptions)

24.8 Devery Henderson, 2008 (32 rec.-793 yds.)  
 23.3 Devery Henderson, 2006 (32 rec.-745 yds.)  
 21.2 Keith Poole, 1998 (24 rec.-509 yds.)

### Game (minimum 3 receptions)

54.7 Eric Martin, vs. Green Bay, 9/14/86 (3-164)  
 51.3 Keith Poole, at Atlanta, 10/18/98 (3-154)  
 44.7 Joe Horn, at Atlanta, 11/17/02 (3-134)

### Opponent (minimum 3 receptions)

44.7 Stephen Baker, vs. N.Y. Giants, 11/27/88 (3-134)

## LONGEST SCORING RECEPTIONS

98 Brandin Cooks from Drew Brees, vs. Oakland, 9/11/16  
 90 Eddie Kennison from Billy Joe Hobert, vs. Atlanta 10/10/99  
 89 Andre Hastings from Kerry Collins, vs. Dallas, 12/6/98  
 89 Randal Hill from Heath Shuler, at Chicago, 10/5/97  
 87 Brandin Cooks from Drew Brees, vs. Carolina, 10/16/16

### Opponent

98 Michael Haynes from Bobby Hebert, at Atlanta, 9/12/93  
 90 Allen Robinson from Blake Bortles, vs. Jacksonville, 12/27/15  
 88 Harmon Wages from Bob Berry, at Atlanta, 12/7/69  
 Pierre Garcon from Robert Griffin III, vs. Washington, 9/9/12



# INDIVIDUAL RECORDS

## LONGEST NON-SCORING RECEPTIONS

96	Walt Roberts from Billy Kilmer, at Philadelphia, 11/19/67
85	Wes Chandler from Archie Manning, at San Francisco, 9/23/79
84	Eric Martin from Bobby Hebert, vs. Green Bay, 9/14/86
84	Ken Burrough from Bob Berry, vs. Atlanta, 12/19/71

## TOTAL YARDS FROM SCRIMMAGE

### TOTAL YARDS (RUSHING & RECEIVING)

#### Career

9,766	Marques Colston, 2006-15 (9,759 receiving)
<b>8,888</b>	<b>Alvin Kamara, 2017- (5,135 rushing)</b>
8,003	Mark Ingram II, 2011-18, 2021-22 (6,500 rushing)

#### Season

2,157	Deuce McAllister, 2003 (1,641 rushing)
1,800	George Rogers, 1981 (1,674 rushing)
1,776	Dalton Hilliard, 1989 (1,262 rushing)
1,756	Ricky Williams, 2001 (1,245 rushing)

#### Game

237	Deuce McAllister, vs. Atlanta, 11/16/03 (173 rushing)
232	Deuce McAllister, at Philadelphia, 11/23/03 (184 rushing)
226	Pierre Thomas, at Chicago, 12/30/07 (121 receiving)
225	Rueben Mayes, vs. Miami, 12/7/86 (203 rushing)

#### Opponent

336	Willie Anderson, vs. L.A. Rams, 11/26/89 (all receiving)
-----	--

## PASSING

### TOTAL PASSING YARDS

#### Career

68,010	Drew Brees, 2006-20 (8,742 att.-6,017 comp.)
21,734	Archie Manning, 1971-75, 77-82 (3,335 att.-1,849 comp.)
19,156	Aaron Brooks, 2000-05 (2,771 att.-1,563 comp.)

#### Season

5,476	Drew Brees, 2011 (657 att.-468 comp.)
5,208	Drew Brees, 2016 (673 att.-471 comp.)
5,177	Drew Brees, 2012 (670 att.-422 comp.)
5,162	Drew Brees, 2013 (650 att.-446 comp.)
5,069	Drew Brees, 2008 (635 att.-413 comp.)

#### Game

510	Drew Brees, vs. Cincinnati, 11/19/06 (37-52)
505	Drew Brees, vs. N.Y. Giants, 11/1/15 (39-50)
465	Drew Brees, vs. Carolina, 10/16/16 (34-49)
446	Drew Brees, at Dallas, 12/23/12 (37-53) Drew Brees, at Green Bay, 9/30/12 (35-54)

#### Opponent

454	Jim Everett, vs. L.A. Rams, 11/26/89 (29-51)
448	Matt Ryan, at Atlanta, 9/7/14 (31-43)

## MOST 300-YARD PASSING GAMES

#### Career

116	Drew Brees, 2006-20
10	Aaron Brooks, 2000-05
9	Archie Manning, 1971-75,77-82

#### Season

13	Drew Brees, 2011-NFL RECORD
11	Drew Brees, 2013
10	Drew Brees, 2008 Drew Brees, 2012 Drew Brees, 2015 Drew Brees, 2016

## PASS ATTEMPTS

#### Career

8,742	Drew Brees, 2006-20 (6,017 comp.)
3,335	Archie Manning, 1971-75,77-82 (1,849 comp.)
2,771	Aaron Brooks, 2000-05 (1,563 comp.)

#### Season

673	Drew Brees, 2016 (471 comp.)
670	Drew Brees, 2012 (442 comp.)
659	Drew Brees, 2014 (456 comp.)
658	Drew Brees, 2010 (448 comp.)
657	Drew Brees, 2011 (468 comp.)

#### Game

60	Aaron Brooks, vs. Denver, 11/21/04 (34 comp.) Drew Brees, at Chicago, 12/30/07 (35 comp.)
58	Drew Brees, at Atlanta, 11/9/08 (31 comp.)
57	Drew Brees, vs. Tampa Bay, 10/5/14 (35 comp.)

#### Opponent

59	Steve Grogan, at New England, 11/12/89 (27 comp.)
58	Ben Roethlisberger, at Pittsburgh, 11/30/14 (32 comp.)

## PASS COMPLETIONS

#### Career

6,017	Drew Brees, 2006-20 (8,742 att.)
1,849	Archie Manning, 1971-75,77-82 (3,335 att.)
1,563	Aaron Brooks, 2000-05 (2,771 att.)

#### Season

471	Drew Brees, 2016 (673 att.)
468	Drew Brees, 2011 (657 att.)

#### Game

39	Drew Brees, at Denver, 9/21/08 (48 att.) Drew Brees, at St. Louis, 12/15/13 (56 att.) Drew Brees, vs. N.Y. Giants, 11/1/15 (50 att.) Drew Brees at Atlanta, 9/23/18 (49 att.)
----	--

#### Opponent

36	Tom Brady, at Tampa Bay, 12/5/22 (54 att.)
35	Matt Ryan, vs. Atlanta, 11/22/18 (47 att.) Matt Ryan, at Atlanta, 11/28/19 (50 att.)

## MOST CONSECUTIVE COMPLETIONS

23	Drew Brees, 12/16-12/22/19
19	Drew Brees, 12/27/09 Drew Brees, 11/10/13 Drew Brees, 11/19-11/26/17
18	Drew Brees, 11/1/15



# INDIVIDUAL RECORDS



RECORDS

## Opponent

18 Don Majkowski, at Green Bay, 9/17/89

## COMPLETION PERCENTAGE

### Career (minimum 500 attempts)

68.8 Drew Brees, 2006-20 (8,742 att.-6,017 comp.)  
61.0 Jim Everett, 1994-96 (1,571 att.-958 comp.)  
58.5 Bobby Hebert, 1985-89,91-92 (2,055 att.-1,202 comp.)

### Season (minimum 100 attempts)

74.4 Drew Brees, 2018 (489 att.-364 comp.) **NFL RECORD**  
74.3 Drew Brees, 2019 (378 att.-281 comp.)  
72.0 Drew Brees, 2017 (536 att.-386 comp.)

### Game (minimum 10 attempts)

96.7 Drew Brees, vs. Indianapolis, 12/16/19 (30-29)  
90.9 Mike Buck, at Pittsburgh, 10/17/93 (11-10)  
89.6 Drew Brees, vs. Washington, 10/8/18 (29-26)  
88.6 Drew Brees, vs. Indianapolis, 10/23/11 (35-31)

## Opponent

90.9 Scott Hunter, at Atlanta, 10/31/76 (11-10)  
90.5 Lynn Dickey, vs. Green Bay, 12/13/81 (21-19)

## TOUCHDOWN PASSES

### Career

491 Drew Brees, 2006-20  
120 Aaron Brooks, 2000-05  
115 Archie Manning, 1971-75,77-82

### Season

46 Drew Brees, 2011  
43 Drew Brees, 2012  
39 Drew Brees, 2013

### Game

7 Drew Brees, vs. N.Y. Giants, 11/1/15  
6 Billy Kilmer, at St. Louis, 11/2/69  
Drew Brees, vs. Detroit, 9/13/09  
5 9 times, last Jameis Winston vs. Green Bay, 9/12/21

## Opponent

6 Charley Johnson, at St. Louis, 11/2/69  
Peyton Manning, vs. Indianapolis, 9/28/03  
Eli Manning, vs. N.Y. Giants, 11/1/15

## PASSER RATING

### Career (minimum 500 attempts)

101.5 Drew Brees, 2006-20  
(6,017-8,742; 68,010 yds.; 491 TD, 190 INT)

### Season (minimum 100 attempts)

116.3 Drew Brees, 2019  
(281-373; 2,979 yds.; 27 TD, 4 INT)  
115.7 Drew Brees, 2018  
(364-489; 3,992 yds.; 32 TD, 5 INT)  
110.6 Drew Brees, 2011  
(468-657; 5,476 yds.; 46 TD, 14 INT)  
109.6 Drew Brees, 2009  
(363-514; 4,388 yds.; 34 TD, 11 INT)  
106.4 Drew Brees, 2020  
(275-390; 2,942 yds.; 24 TD, 6 INT)

### Game (minimum 10 attempts)

158.3 Mike Buck, at Pittsburgh, 10/17/93  
(10-11, 164 yds., 2 TD, 0 INT)

158.3 Drew Brees, vs. New England, 11/30/09  
(18-23; 371 yds.; 5 TD, 0 INT)

157.5 Drew Brees, vs. Green Bay, 11/24/08  
(20-26; 323 yds.; 4 TD, 0 INT)

157.4 Drew Brees, vs. Tampa Bay, 12/29/13  
(24-31; 381 yds.; 4 TD, 0 INT)

156.8 Drew Brees, vs. N.Y. Giants, 10/18/09  
(23-30; 369 yds.; 4 TD, 0 INT)

## PASSES INTERCEPTED

### Career

190 Drew Brees, 2006-20  
156 Archie Manning, 1971-75,77-82  
84 Aaron Brooks, 2000-05

### Season

22 Aaron Brooks, 2001  
Drew Brees, 2010  
21 Archie Manning, 1972  
Aaron Brooks, 2004  
20 Archie Manning, 1975  
Archie Manning, 1979  
Archie Manning, 1980

### Game

5 Archie Manning, vs. Atlanta, 9/16/73  
Archie Manning, vs. L.A. Rams, 10/7/79  
Drew Brees, at Atlanta, 11/29/12

## Opponent

5 Randy Wright, vs. Green Bay, 9/14/86  
Scott Campbell, at Atlanta, 11/1/87

## MOST TIMES SACKED

### Career

337 Archie Manning, 1971-75,77-82  
328 Drew Brees, 2006-20

### Season

50 Aaron Brooks, 2001  
49 Archie Manning, 1975  
43 Archie Manning, 1972

### Game

9 Dave Wilson, at San Francisco, 11/13/83  
Dave Wilson, at L.A. Rams, 11/3/85  
Wade Wilson, at Cleveland, 12/5/93

## Opponent

9 Matt Ryan, at Atlanta, 11/28/19

## PUNTING

### MOST PUNTS

#### Career

692 Thomas Morstead, 2009-20 (46.5 avg.)  
515 Tommy Barnhardt, 1987,89-94,99 (42.5 avg.)

#### Season

101 Tom Blanchard, 1976 (39.3 avg.)  
92 Tom Blanchard, 1975 (41.0 avg.)  
89 Russell Erxleben, 1980 (39.2 avg.)

# INDIVIDUAL RECORDS

## Game

- 12 Tom Blanchard, vs. Minnesota, 11/16/75 (42.9 avg.)
- Steve O'Neal, at San Francisco, 10/21/73 (41.6 avg.)
- Russell Erxleben, vs. Washington, 12/26/82 (44.7 avg.)
- Tommy Barnhardt, at Baltimore, 12/19/99 (37.2 avg.)

## Opponent

- 12 Todd Sauerbrun, at Chicago, 10/5/97 (43.7 avg.)
- 11 Shawn McCarthy, at New England, 11/8/92 (42.1 avg.)

## HIGHEST PUNTING AVERAGE

### Career (minimum 50 attempts)

- 47.0 **Blake Gillikin, 2021- (160 punts)**
- 46.5 Thomas Morstead, 2009-20 (692 punts)

### Season (minimum 40 attempts)

- 50.1 Thomas Morstead, 2012 (74 punts)
- 48.34 Thomas Morstead, 2011 (46 punts)
- 48.26 Thomas Morstead, 2016 (57 punts)

## LONGEST PUNT

- 81 Tom McNeill, vs. Dallas, 9/28/69

## Opponent

- 87 Dave Finzer, at Chicago, 10/7/84

## PUNT RETURNS

### MOST RETURNS

#### Career

- 142 Michael Lewis, 2001-06 (10.4 avg.)
- 116 Tyrone Hughes, 1993-96 (9.1 avg.)
- 104 Jeff Groth, 1981-84 (8.5 avg.)
- 92 Reggie Bush, 2006-10 (7.8 avg.)

#### Season

- 47 Eric Guliford, 1997 (10.6 avg.)
- 44 Michael Lewis, 2002 (14.2 avg.)
- 39 Jeff Groth, 1983 (7.1 avg.)

#### Game

- 8 Marcus Murphy, at Indianapolis, 10/25/15 (44 yds.)
- 7 Eric Guliford, at Oakland, 11/9/97 (90 yds.)
- Michael Lewis, at Carolina, 11/10/02 (98 yds.)

#### Opponent

- 10 Mike Nelms, vs. Washington, 12/26/82 (106 yds.)

### MOST YARDS

#### Career

- 1,482 Michael Lewis, 2001-06 (142 ret.)
- 1,060 Tyrone Hughes, 1993-96 (116 ret.)
- 887 Jeff Groth, 1981-84 (104 ret.)
- 720 Reggie Bush, 2006-10 (92 ret.)
- 671 Darren Sproles, 2011-13 (81 ret.)

#### Season

- 625 Michael Lewis, 2002 (44 ret.)
- 503 Tyrone Hughes, 1993 (37 ret.)
- 498 Eric Guliford, 1997 (47 ret.)
- 436 Jeff Groth, 1981 (37 ret.)
- 382 Michael Lewis, 2004 (34 ret.)

#### Game

- 176 Reggie Bush, vs. Minnesota, 10/6/08 (5 ret.)
- 161 Pete Athas, vs. Houston, 10/3/76 (6 ret.)
- 139 Michael Lewis, vs. Carolina, 12/29/02 (5 ret.)
- 130 Mel Gray, vs. Tampa Bay, 12/6/87 (2 ret.)
- 128 Tyrone Hughes, at Rams, 10/3/93 (4 ret.)

## Opponent

- 143 Chuck Latourette, vs. St. Louis, 9/29/68 (3 ret.)

## HIGHEST RETURN AVERAGE

### Career (minimum 20 returns)

- 13.4 Mel Gray, 1986-88 (49 ret.)
- 13.3 Andre Hastings, 1997-99 (23 ret.)
- 10.5 Eric Guliford, 1997-98 (57 ret.)
- 10.4 Michael Lewis, 2001-06 (142 ret.)
- 10.1 Howard Stevens, 1973-74 (54 ret.)

### Season (minimum 10 returns)

- 14.7 Mel Gray, 1987 (24 ret.)
- 14.2 Michael Lewis, 2002 (44 ret.)
- 14.0 Andre Hastings, 1998 (22 ret.)
- 13.6 Tyrone Hughes, 1993 (37 ret.)
- 13.5 Reggie Bush, 2008 (20 ret.)

## LONGEST RETURNS

- 83t Tyrone Hughes, at Philadelphia, 12/26/93
- Michael Lewis, at Washington, 10/13/02
- 80 Mel Gray, vs. Tampa Bay, 12/6/87

## Opponent

- 103t Robert Bailey, vs. L.A. Rams, 10/23/94

## PUNTS RETURNED FOR TOUCHDOWNS (13)

- 83 Michael Lewis, at Washington, 10/13/02
- 78 Tyrone Hughes, at Philadelphia, 12/26/93
- 74 Tyrone Hughes, at L.A. Rams, 10/3/93
- 74 Marcus Murphy, at Carolina, 9/27/15
- 72 Darren Sproles, at Green Bay, 9/8/11
- 71 Reggie Bush, vs. Minnesota, 10/6/08
- 66 Mel Gray, vs. Denver, 11/20/88
- 65 Reggie Bush, vs. Tampa Bay, 10/8/06
- 64 Reggie Bush, vs. Minnesota, 10/6/08
- 56 Derrick Shepard, vs. Dallas, 9/10/89
- 55 Reggie Bush, at Washington, 9/14/08
- 53 Charlie Brown, vs. Pittsburgh, 12/15/68
- 53 Deonte Harris, at Seattle, 9/22/19

### Opponent (26) - Longest:

- 103 Robert Bailey, vs. L.A. Rams, 10/23/94
- 95 Desmond Howard, vs. Detroit, 9/3/00
- 88 Mike Fuller, vs. San Diego, 10/9/77
- 86 Chuck Latourette, vs. St. Louis, 9/29/68
- 84 Ron Smith, at San Diego, 11/18/73
- Winslow Oliver, vs. Carolina, 9/8/96

## KICKOFF RETURNS

### MOST RETURNS

#### Career

- 243 Michael Lewis, 2001-06 (24.3 avg.)
- 229 Tyrone Hughes, 1993-96 (25.0 avg.)
- 124 Rich Mauti, 1977-80, 1982-83 (22.9 avg.)

#### Season

- 70 Michael Lewis, 2002 (25.8 avg.)
- Tyrone Hughes, 1996 (25.6 avg.)
- 66 Tyrone Hughes, 1995 (24.5 avg.)

#### Game

- 8 Tyrone Hughes, vs. San Diego, 10/16/94 (196 yds.)
- Tyrone Hughes, at Minnesota, 11/19/95 (156 yds.)
- Michael Lewis, at Detroit, 9/29/02 (158 yds.)
- Aaron Stecker, vs. Carolina, 12/5/04 (214 yds.)
- Pierre Thomas, vs. St. Louis, 11/11/07 (233 yds.)

# INDIVIDUAL RECORDS

## Opponent

8 Troy Walters, vs. Minnesota, 10/7/01 (178 yds.)

## MOST YARDS

### Career

5,903 Michael Lewis, 2001-06 (243 ret.)  
5,717 Tyrone Hughes, 1993-96 (229 ret.)  
2,836 Rich Mauti, 1977-80, 82-83 (124 ret.)

### Season

1,807 Michael Lewis, 2002 (70 ret.)  
1,791 Tyrone Hughes, 1996 (70 ret.)  
1,617 Tyrone Hughes, 1995 (66 ret.)

### Game

304 Tyrone Hughes, vs. L.A. Rams, 10/23/94 (7 ret.)  
233 Pierre Thomas, vs. St. Louis, 11/11/07 (8 ret.)  
215 Dino Philyaw, vs. St. Louis, 12/12/99 (7 ret.)

## Opponent

230 Domenik Hixon, vs. N.Y. Giants, 10/18/09 (7 ret.)  
227 David Wilson, at N.Y. Giants, 12/9/12 (4 ret.)  
203 Jason Tucker, vs. Dallas, 12/24/99 (6 ret.)

## HIGHEST RETURN AVERAGE

### Career (minimum 25 returns)

26.3 Walt Roberts, 1967 (28 ret.)  
26.1 Darren Sproles, 2011-13 (70 ret.)  
26.1 John Gilliam, 1967-68, 77 (31 ret.)  
25.6 Courtney Roby, 2008-12 (94 ret.)

### Season (minimum 10 returns)

31.5 Alvin Kamara, 2017 (11 ret.)  
30.1 John Gilliam, 1967 (16 ret.)  
27.9 Don Shy, 1969 (16 ret.)  
27.9 Mel Gray, 1986 (31 ret.)  
27.8 Bobby Morse, 1989 (10 ret.)

## KICKOFFS RETURNED FOR TOUCHDOWNS (16)

106 Alvin Kamara, at Tampa Bay, 12/31/17  
102 Eric Guliford, at St. Louis, 8/31/97  
101 Mel Gray, at San Francisco, 9/21/86  
100 Aaron Craver, at Minnesota, 11/8/98  
99 Bobby Morse, at Detroit, 12/3/89  
Tyrone Hughes, at Minnesota, 11/28/93  
98 Tyrone Hughes, vs. L.A. Rams, 10/23/94  
98 Aaron Stecker, at Tampa Bay, 12/19/04  
97 Michael Lewis, vs. Minnesota, 12/15/02  
Courtney Roby, at St. Louis, 11/15/09  
96 Michael Lewis, vs. Atlanta, 12/26/04  
94 John Gilliam, vs. L.A. Rams, 9/17/67  
92 Clarence Chapman, at San Francisco, 11/27/77  
92 Tyrone Hughes, vs. L.A. Rams, 10/23/94  
91 Walt Roberts, vs. Philadelphia, 11/5/67  
90 Michael Lewis, at Washington, 10/13/02

## Opponent (14) - 5 Longest

108 Randall Cobb, at Green Bay, 9/8/11  
105 Travis Williams, at L.A. Rams, 12/5/71  
102 Cordarrelle Patterson at Chicago, 10/20/19  
100 Rod Smart, at Carolina, 10/5/03  
Maurice Jones-Drew, vs. Jacksonville, 11/4/07

## COMBINED KICKOFF/ PUNT RETURNS

## MOST RETURNS

### Career

385 Michael Lewis, 2001-06  
345 Tyrone Hughes, 1993-96  
199 Rich Mauti, 1977-80, 82-83  
151 Darren Sproles, 2011-13  
143 Deonte Harty, 2019-22

### Season

114 Michael Lewis, 2002  
100 Tyrone Hughes, 1996

### Game

11 Tyrone Hughes, at Carolina, 10/22/95  
Tyrone Hughes, vs. Arizona, 9/22/96  
Michael Lewis, at Carolina, 11/10/02  
10 Tyrone Hughes, vs. L.A. Rams, 10/23/94  
Chad Morton, vs. Detroit, 9/3/00  
Chad Morton, at San Diego, 9/10/00  
Michael Lewis, at Carolina, 10/14/01  
Michael Lewis, at Detroit, 9/29/02  
Az-Zahir Hakim, at St. Louis, 10/23/05

## MOST YARDS

### Career

7,385 Michael Lewis, 2001-06  
6,777 Tyrone Hughes, 1993-96  
3,446 Rich Mauti, 1977-80, 82-83

### Season

2,432 Michael Lewis, 2002 NFL RECORD  
1,943 Tyrone Hughes, 1996  
1,879 Tyrone Hughes, 1995

### Game

347 Tyrone Hughes, vs. L.A. Rams, 10/23/94  
286 Michael Lewis, at Washington, 10/13/02  
233 Pierre Thomas, vs. St. Louis, 11/11/07  
232 Eric Guliford, at St. Louis, 8/31/97

## Opponent

233 Chuck Latourette, vs. St. Louis, 9/29/68  
225 Brian Mitchell, vs. Washington, 9/11/94

## MOST RETURNS FOR TOUCHDOWNS

### Career

5 Tyrone Hughes, 1993-95  
4 Michael Lewis, 2001-06  
Reggie Bush, 2006-10

### Season

3 Tyrone Hughes, 1993  
Michael Lewis, 2002  
Reggie Bush, 2008

### Game

2 Tyrone Hughes, vs. L.A. Rams, 10/23/94  
Michael Lewis, at Washington, 10/13/02  
Reggie Bush, vs. Minnesota, 10/6/08

## Opponent

1 42 times



RECORDS

# INDIVIDUAL RECORDS

## COMBINED YARDAGE

### MOST COMBINED YARDAGE (RUSH, RECEIVE, PUNT, KICKOFF)

#### Season

2,696 Darren Sproles, 2011 (603, 710, 294, 1,383)

#### NFL RECORD

2,647 Michael Lewis, 2002 (15, 200, 625, 1807)

## INTERCEPTIONS

### MOST INTERCEPTIONS

#### Career

37 Dave Waymer, 1980-89 (395 yds.)

36 Tommy Myers, 1972-81 (621 yds.)

28 Sammy Knight, 1997-2002 (464 yds.)

21 Gene Atkins, 1987-93 (324 yds.)

#### Season

10 Dave Whitsell, 1967 (178 yds.)

9 Dave Waymer, 1986 (48 yds.)

Darren Sharper, 2009 (376 yds.)

7 Tommy Myers, 1979 (127 yds.)

Johnnie Poe, 1983 (146 yds.)

#### Game

3 Tommy Myers, vs. Minnesota, 9/3/78 (151 yds.)

Dave Waymer, vs. Philadelphia, 10/6/85 (28 yds.)

Reggie Sutton, at Chicago, 10/18/87 (42 yds.)

Gene Atkins, at Phoenix, 12/22/91 (198 yds.)

Sammy Knight, at Buffalo, 9/9/01 (40 yds.)

#### Opponent

3 Pat Thomas, vs. L.A. Rams, 10/7/79 (5 yds.)

Leonard Coleman, at Indianapolis, 10/12/86 (31 yds.)

Rod Woodson, at San Francisco, 9/14/97 (81 yds.)

Ronde Barber, at Tampa Bay, 12/23/01 (56 yds.)

Keith Bulluck, vs. Tennessee, 9/24/07 (51 yds.)

### MOST YARDS RETURNED

#### Career

621 Tommy Myers, 1972-81 (36 ret.)

464 Sammy Knight, 1997-2002 (28 ret.)

395 Dave Waymer, 1980-89 (37 ret.)

376 Darren Sharper, 2009-10 (9 ret.)

324 Gene Atkins, 1987-93 (21 ret.)

#### Season

376 Darren Sharper, 2009 (9 ret.) **NFL RECORD**

198 Gene Atkins, 1991 (5 ret.)

178 Dave Whitsell, 1967 (10 ret.)

171 Sammy Knight, 1998 (6 ret.)

167 Tommy Myers, 1978 (6 ret.)

#### Game

151 Tommy Myers, vs. Minnesota, 9/3/78 (3 ret.)

105 Malcolm Jenkins, vs. St. Louis, 12/12/10 (2 ret.)

99 Gene Atkins, at Phoenix, 12/22/91 (3 ret.)

Darren Sharper, vs. N.Y. Jets, 10/4/09 (1 ret.)

Patrick Robinson, vs. Philadelphia, 11/5/12 (1 ret.)

#### Opponent

95 Nick Barnett, at Green Bay, 10/9/05 (1 ret.)

Chevis Jackson, at Atlanta, 11/9/08 (1 ret.)

### MOST RETURNS FOR TOUCHDOWNS

#### Career

4 Sammy Knight, 1997-2002

3 Jim Merlo, 1973-79

Brett Maxie, 1985-93

Darren Sharper, 2009-10

Malcolm Jenkins, 2009-13, 20-21

2 Dave Whitsell, 1967-69

Tommy Myers, 1972-81

Johnnie Poe, 1981-87

Dennis Winston, 1982-85

Toi Cook, 1987-93

Mike McKenzie, 2004-09

Jabari Greer, 2009-13

P.J. Williams, 2015-22

**Marshon Lattimore, 2017-**

#### Season

3 Darren Sharper, 2009

2 Dave Whitsell, 1967

Jim Merlo, 1976

Dennis Winston, 1984

Sammy Knight, 1998

Sammy Knight, 2000

Mike McKenzie, 2007

#### Game

1 66 times (last Marshon Lattimore Philadelphia, 1/11/23)

#### Opponent

2 Eric Allen, at Philadelphia, 12/26/93

David Bowens, vs. Cleveland, 10/24/10

### LONGEST RETURNS

99t Darren Sharper, vs. N.Y. Jets, 10/4/09

Patrick Robinson, vs. Philadelphia, 11/5/12

97t Tommy Myers, vs. Minnesota, 9/3/78

Darren Sharper, at Philadelphia, 9/20/09

96t Malcolm Jenkins, vs. St. Louis, 12/12/10

#### Opponent

95t Nick Barnett, at Green Bay, 10/9/05

Chevis Jackson, at Atlanta, 11/9/08

## QUARTERBACK SACKS (SINCE 1982)

### MOST SACKS

#### Career

115.5 **Cameron Jordan, 2011-**

115 Rickey Jackson, 1981-93

82.5 Wayne Martin, 1989-99

76.5 Pat Swilling, 1986-92

67.5 Will Smith, 2004-13

#### Season

17 La'Roi Glover, 2000

17 Pat Swilling, 1991

16.5 Pat Swilling, 1989

#### Game

4.5 Wayne Martin, vs. Atlanta, 12/3/92

4 Rickey Jackson, at Atlanta, 12/14/86

Rickey Jackson, at Detroit, 9/18/88

Pat Swilling, vs. Tampa Bay, 11/11/90

Wayne Martin, vs. Detroit, 9/21/97

**Cameron Jordan, at Atlanta, 11/28/19**



# INDIVIDUAL RECORDS

- 3.5 Jim Wilks, at Philadelphia, 12/11/83  
Pat Swilling, at Atlanta, 11/19/89  
**Cameron Jordan, vs. Carolina, 1/2/22**

## Opponent

- 6 Fred Dean, at San Francisco, 11/13/83

## FUMBLES

### MOST OPPONENT FUMBLES RECOVERED

#### Career

- 26 Rickey Jackson, 1981-93  
17 Sam Mills, 1986-94  
14 Dave Waymer, 1980-89  
13 Gene Atkins, 1987-93  
Wayne Martin, 1989-99

#### Season

- 7 Rickey Jackson, 1990  
5 Joe Federspiel, 1975  
Maurice Spencer, 1976  
Jack Del Rio, 1985  
James Geathers, 1989  
Sammy Knight, 2001  
Vonn Bell, 2019

#### Game

- 3 Maurice Spencer, vs. Atlanta, 10/10/76

### LONGEST FUMBLE RETURN

- 90t Keith Mitchell, at Carolina, 11/12/00  
86t Tyrone Hughes, vs. San Francisco, 11/28/94  
85t Ernie Jackson, vs. Atlanta, 10/15/72  
76t Sam Mills, at N.Y. Jets, 12/26/92

## Opponent

- 98t Toby Wright, vs. L.A. Rams, 10/23/94  
96t C.L. Whittington, vs. Houston, 10/3/76

### MOST OWN FUMBLES RECOVERED

#### Game

- 3 Marcus Dowdell, at Phoenix, 10/18/92  
Kyle Turley, vs. St. Louis, 12/24/00

### MOST FUMBLES RETURNED FOR TOUCHDOWNS

#### Career

- 2 Robert "Pig" Goff, 1990-95  
Tyrone Hughes, 1993-95  
Sam Mills, 1986-94  
Tommy Myers, 1972-81  
Frank Warren, 1981-89,91-93  
Keith Mitchell, 1997-2001

#### Season

- 2 Robert "Pig" Goff, 1992  
Tyrone Hughes, 1994

### MOST TIMES FUMBLED

#### Career

- 87 Drew Brees, 2006-20  
62 Archie Manning, 1971-75,77-82  
59 Aaron Brooks, 2000-05

#### Season

- 14 Aaron Brooks, 2002 (11 lost)  
13 Aaron Brooks, 2001 (3 lost)  
Aaron Brooks, 2004 (2 lost)  
11 George Rogers, 1981 (6 lost)

## Game

- 4 Aaron Brooks, vs. Tampa Bay, 12/7/03 (3 lost)  
3 Billy Kilmer, at St. Louis, 12/3/67  
Billy Kilmer, vs. Cleveland, 10/12/69  
Howard Stevens, at Dallas, 9/24/73  
Hokie Gajan, vs. Tampa Bay, 9/22/85 (2 lost)  
Rueben Mayes, vs. San Francisco, 10/25/87 (2 lost)  
Rueben Mayes, at Pittsburgh, 11/29/87 (2 lost)  
Heath Shuler, vs. Atlanta, 10/12/97 (1 lost)  
Ricky Williams, vs. San Francisco, 1/6/02 (2 lost)  
Aaron Brooks, at Cincinnati, 12/22/02 (3 lost)  
Aaron Brooks, vs. San Francisco, 9/19/04 (2 lost)  
Drew Brees, at Green Bay, 9/17/06 (2 lost)  
Drew Brees, vs. Minnesota, 10/6/08 (1 lost)

\* - Records as a result of the strike-shortened season in 1982 (nine games)



RECORDS

# TEAM RECORDS

## SCORING

### MOST POINTS

Season	Points
547	2011
510	2009
504	2018

### Opponent

487	1980
-----	------

### Game

62	Saints 62 vs. Indianapolis 7, 10/23/11
----	--

### Opponent

62	Atlanta 62 at Saints 7, 9/16/73
----	---------------------------------

### Half

42	at Tampa Bay, 10/14/79 (Second half)
----	--------------------------------------

### Opponent

38	Atlanta, 9/16/73 (Second half)
----	--------------------------------

### Quarter

28	at Seattle, 11/21/76 (3rd); vs. Oakland, 12/3/79 (2nd) at Cincinnati, 11/11/18 (2nd)
25	at St. Louis Rams, 10/28/01 (3rd)

### Opponent

28	at Philadelphia, 11/19/67 (2nd); at Chicago, 10/10/71 (2nd); vs. L.A. Rams, 10/7/79 (2nd).
----	--

### FEWEST POINTS

Season	Points
129	1982*
163	1973

### Opponent

160	1982*
202	1992

### Game

0	15 times (last at San Francisco, 11/27/22)
---	--

### Opponent

0	16 times (last vs. Las Vegas, 10/30/22)
---	---

### MOST TOUCHDOWNS

Season	Touchdowns
66	2011
64	2009
60	2018
59	2020

### Opponent

60	1980
----	------

### Game

8	vs. Indianapolis, 10/23/11
7	at St. Louis Cardinals, 11/2/69; vs. N.Y. Giants, 10/18/09; vs. N.Y. Giants, 11/28/11; vs. Dallas, 11/10/13; vs. N.Y. Giants, 11/11/15; 11/27/16 vs. L.A. Rams; 11/12/17 at Buffalo; 12/25/20 vs. Minnesota

### Opponent

8	vs. Atlanta, 9/16/73
7	vs. N.Y. Giants, 11/1/15

### FEWEST TOUCHDOWNS

Season	Touchdowns
16	1973, 1982*
17	1970

### Opponent

19	1982*
23	1991

### MOST GAMES WITHOUT YIELDING A TOUCHDOWN

5	1991 (Two shutouts)
---	---------------------

### MOST TOUCHDOWNS RUSHING

Season	Touchdowns
30	2020
28	1979
26	2018
23	2017

### Opponent

28	1980
----	------

### Game

7	vs. Minnesota, 12/25/20
---	-------------------------

### Opponent

5	at St. Louis, 10/23/77; at N.Y. Giants, 9/24/95; vs. Carolina, 12/30/12
---	---

### FEWEST TOUCHDOWNS RUSHING

Season	Touchdowns
4	1970, 1985
5	1972, 1973

### Opponent

6	1987, 1991
---	------------

### MOST TOUCHDOWNS PASSING

Season	Touchdowns
46	2011
43	2012
39	2013

### Opponent

45	2015
----	------

### Game

7	vs. N.Y. Giants, 11/1/15
6	at St. Louis Cardinals, 11/2/69; vs. Detroit, 9/13/09

### Opponent

6	at St. Louis Cardinals, 11/2/69; vs. Indianapolis, 9/28/03; vs. N.Y. Giants, 11/1/15
---	--

### FEWEST TOUCHDOWNS PASSING

Season	Touchdowns
8	1975, 1976, 1981, 1982*

### Opponent

11	1982*
12	1991
13	1992, 2010

### MOST FIELD GOALS

Season	Field Goals
33	1987 (42 attempts)
32	2019 (36 attempts)

### Opponent

34	2008 (39 attempts)
----	--------------------

### Game

5	at Green Bay (Milw.), 11/28/71 (6 att.); vs. L.A. Rams, 12/1/85 (5 att.); vs. San Francisco, 10/25/87 (7 att.); vs. Atlanta, 12/3/92 (5 att.); at Atlanta, 12/11/94 (5 att.); vs. Minnesota, 10/7/01 (5 att.); at St. Louis, 10/28/01 (5 att.); at St. Louis, 9/26/04 (6 att.)
---	--

### Opponent

6	at N.Y. Jets, 12/3/72 (7 att.); vs. San Francisco, 10/16/83 (6 att.); vs. Atlanta, 11/13/94 (6 att.); vs. Carolina, 12/5/04 (6 att.); vs. Kansas City, 9/23/12 (6 att.)
---	---

### MOST DEFENSIVE TOUCHDOWNS

Season	Touchdowns
9	1998
8	2009
6	1992

### Opponent

9	1993
---	------

### MOST POINTS AFTER TOUCHDOWN

Season	Points
63	2011 (63 att.)
60	2009 (63 att.)
57	2012 (57 att.)
	2020 (58 att.)

### Opponent

56	1980 (60 att.)
----	----------------

### Game

8	vs. Indianapolis, 10/23/11 (8 att.)
7	vs. N.Y. Giants, 11/28/11 (7 att.); vs. Dallas, 11/10/13 (7 att.); vs. N.Y. Giants, 11/11/15 (7 att.); vs. L.A. Rams, 11/27/16 (7 att.); vs. Detroit, 10/15/17 (7 att.); vs. Minnesota, 12/25/20

### Opponent

8	vs. Atlanta, 9/16/73 (8 att.)
7	vs. N.Y. Giants, 11/1/15 (7 att.)

### FEWEST POINTS AFTER TOUCHDOWN

Season	Points
15	1982* (16 att.)
16	1970 (17 att.), 1973 (16 att.)

### Opponent

19	1982* (19 att.)
22	1991 (23 att.), 1992 (24 att.)

### MOST TWO-POINT CONVERSIONS

Season	Two-Point Conversions
4	2002 (11 att.), 2007 (5 att.), 2018 (6 att.)
3	1999 (6 att.)
2	1994 (6 att.), 1995 (9 att.), 1996 (6 att.), 2006 (2 att.), 2011 (3 att.), 2016 (5 att.)

# TEAM RECORDS



RECORDS

**Opponent**  
 5 2018 (6 att.)  
 4 2002 (5 att.)  
 3 1994 (4 att.), 1995 (5 att.), 2008 (4 att.), 2014 (4 att.), 2016 (5 att.)

**Game**  
 2 vs. St. Louis, 11/11/07; vs. Houston, 9/25/11; vs. Oakland, 9/11/16

**Opponent**  
 2 vs. Carolina, 11/26/95

**GREATEST MARGIN OF VICTORY**  
 55 Indianapolis 7 at Saints 62, 10/23/11

**GREATEST MARGIN OF DEFEAT**  
 55 Atlanta 62 at Saints 7, 9/16/73

**MOST CONSECUTIVE GAMES SCORING**  
 332 9/8/02 through 11/20/22 (streak ended at San Francisco 11/27/22)  
 216 12/11/83 through 10/12/97 (streak ended vs. Carolina 10/19/97)

**LONGEST WINNING STREAK**  
 13 9/13-12/13/09  
 10 9/16-11/22/18

**LONGEST LOSING STREAK**  
 14 9/7-12/7/80

## FIRST DOWNS

### MOST FIRST DOWNS

#### Season

416 2011  
 395 2014  
 2016

#### Opponent

380 2012  
 2015

#### Game

40 vs. Dallas, 11/10/13  
**NFL RECORD**  
 36 vs. Indianapolis, 10/23/11 at Minnesota, 12/18/11 vs. Minnesota, 12/25/20

#### Opponent

36 at Pittsburgh, 11/30/14

### FEWEST FIRST DOWNS

#### Season

173 1982\*  
 183 1970

#### Opponent

151 1982\*  
 214 1991

#### Game

2 at San Francisco, 10/21/73  
 3 vs. St. Louis Cardinals, 10/5/80

#### Opponent

6 vs. L.A. Rams, 9/15/91; vs. Minnesota, 9/22/91; vs. L.A. Raiders, 12/16/91; at New England, 11/8/92; at New York

Giants, 12/24/06; at Denver, 11/29/20

### MOST FIRST DOWNS RUSHING

#### Season

160 1979  
 147 2020

#### Opponent

178 1980

#### Game

20 at Buffalo, 11/12/17 vs. Minnesota, 12/25/20

#### Opponent

23 vs. St. Louis Cardinals, 10/4/80

### FEWEST FIRST DOWNS RUSHING

#### Season

55 1970  
 67 1967, 1998

#### Opponent

58 1982\*  
 63 1991

#### Game

0 at Philadelphia, 10/26/69; vs. St. Louis Cardinals, 10/5/80; vs. San Francisco, 9/3/95; at Baltimore Ravens, 12/19/99; at Jacksonville, 12/21/03; vs. Baltimore Ravens, 10/29/06

#### Opponent

0 vs. New England, 11/30/86; at Detroit, 9/18/88; vs. Carolina, 10/15/00; at Chicago, 10/22/19; at Tampa Bay, 11/8/20

### MOST FIRST DOWNS PASSING

#### Season

280 2011  
 267 2012  
 255 2016

#### Opponent

230 2016

#### Game

25 vs. Cincinnati, 11/19/06 vs. Jacksonville, 11/11/07 at Dallas, 12/23/12

#### Opponent

25 at Pittsburgh, 11/30/14

### FEWEST FIRST DOWNS PASSING

#### Season

76 1982\*  
 82 1975

#### Opponent

81 1982\*  
 103 1977

#### Game

0 at San Francisco, 10/21/73

#### Opponent

0 at St. Louis Cardinals, 10/11/87

### MOST FIRST DOWNS BY PENALTY

#### Season

41 2005  
 36 2014, 2015  
 33 2018

### Opponent

54 2015  
 50 2020  
 44 2017

#### Game

7 at N.Y. Jets, 10/26/86; at Tampa Bay, 9/24/89; at Atlanta, 12/5/99; vs. Tennessee (OT), 11/8/2015

#### Opponent

9 at Atlanta, 12/7/17  
 7 vs. N.Y. Giants, 11/1/15

## NET YARDS

### MOST YARDS

#### Season

7,474 2011 (2,127 rush, 5,347 pass)  
**NFL RECORD**

6,816 2016 (1,742 rush, 5,074 pass)  
 6,582 2014 (1,818 rush, 4,674 pass)

#### Opponent

7,042 2012 (2,361 rush, 4,681 pass)

#### Game

625 vs. Dallas, 11/10/13 (242 rush, 383 pass)  
 617 vs. Carolina, 1/1/12 (208 rush, 409 pass)  
 608 vs. N.Y. Giants, 11/1/15 (103 rush, 505 pass)

#### Opponent

605 vs. Minnesota, 10/17/04 (188 rush, 417 pass)  
 568 at Atlanta, 9/7/14 (123 rush, 445 pass)

### FEWEST YARDS

#### Season

2,655 1982\* (1,257 rush, 1,398 pass)  
 3,187 1975 (1,642 rush, 1,545 pass)

#### Opponent

2,607 1982\* (974 rush, 1,633 pass)  
 3,797 1974 (1,758 rush, 2,039 pass)

#### Game

60 vs. Minnesota, 11/16/75 (67 rush, -7 pass)  
 80 vs. St. Louis Cardinals, 10/5/80 (15 rush, 65 pass)

#### Opponent

112 at Denver, 11/29/20 (100 rush, 12 pass)  
 117 vs. L.A. Raiders, 12/16/91 (71 rush, 46 pass)

### HIGHEST AVERAGE PER OFFENSIVE PLAY

#### Season

6.7 2011 (1,117 plays-7,474 yds.)  
 6.3 2008 (1,047 plays-6,571 yds.)  
 2009 (1,032 plays-6,461 yds.)  
 2017 (1,000 plays-6,259 yards)

#### Opponent

6.6 2015 (996 plays-6,615 yds.)

#### Game

9.6 vs. New England, 11/30/09 (480 yds.)  
 9.0 at New England, 12/3/95 (432 yds.)

# TEAM RECORDS

8.4 vs. N.Y. Giants, 11/28/11 (577 yds.)

**Opponent**  
8.9 vs. Minnesota, 10/17/04 (605 yds.)

## LOWEST AVERAGE PER OFFENSIVE PLAY

**Season**  
3.5 1975 (908 plays-3,189 yds.)  
4.0 1973 (929 plays-3,744 yds.)  
1974 (872 plays-3,501 yds.)

**Opponent**  
4.3 1992 (949 plays-4,075 yds.)  
1997 (1073 plays-4,645 yds.)

## RUSHING

### MOST YARDS

**Season**  
2,476 1979 (551 att.)  
2,461 1983 (595 att.)

**Opponent**  
3,106 1980 (630 att.)

### Game

307 at L.A. Rams, 11/8/81 (52 att.)  
299 at Kansas City, 9/26/76 (44 att.)  
298 at Buffalo, 11/12/17 (48 att.)

**Opponent**  
340 vs. L.A. Rams, 11/25/73 (55 att.)

### FEWEST YARDS

**Season**  
1,192 1967 (334 att.)  
1,215 1970 (371 att.)

**Opponent**  
974 1982\* (255 att.)  
1,213 1991 (334 att.)  
1,283 2018 (356 att.)

### Game

7 vs. San Francisco, 10/1/72 (16 att.)  
11 vs. N.Y. Giants, 12/20/93 (12 att.)  
at Baltimore, 12/19/99 (16 att.)

**Opponent**  
2 vs. New England, 11/30/86 (18 att.)

### MOST ATTEMPTS

**Season**  
595 1983 (2,461 yds.)  
569 1987 (2,190 yds.)

**Opponent**  
630 1980 (3,106 yds.)

### Game

55 at Atlanta, 10/20/74 (232 yds.) at San Francisco, 10/15/78 (175 yds.)

**Opponent**  
62 vs. St. Louis Cardinals, 10/5/80 (330 yds.)

### FEWEST ATTEMPTS

**Season**  
331 1982\* (1257 yds.)  
334 1967 (1193 yds.)

**Opponent**  
255 1982\* (974 yds.)  
334 1991 (1213 yds.)

### Game

9 vs. St. Louis Cardinals, 10/5/80 (15 yds.) vs. Denver, 12/3/00 (21 yds.)

**Opponent**  
5 at Tampa Bay, 11/8/20 (8 yds.)

### HIGHEST AVERAGE PER RUSH

**Season**  
4.9 2011 (431 att.-2,127 yds.)  
4.7 2017 (444 att.-2,070 yds.)

**Opponent**  
5.2 2012 (457 att.-2,361 yds.)  
5.0 2011 (351 att.-1,738 yds.)

### Game

8.3 at Philadelphia, 11/23/03 (24 att.-199 yds.)  
8.0 at Dallas, 9/28/14 (13 att.-104 yds.)

**Opponent**  
8.3 at Pittsburgh, 11/12/06 (26 att.-217 yds.)

8.1 at Carolina, 11/30/97 (23 att.-186 yds.)

### LOWEST AVERAGE PER RUSH

**Season**  
3.3 1970 (371 att.-1,215 yds.)  
3.4 1996 (386 att.-1,308 yds.)

**Opponent**  
3.2 1986 (486 att.-1,559 yds.)

### Game

0.4 vs. San Francisco, 10/1/72 (16 att.-7 yds.)

**Opponent**  
0.1 vs. New England, 11/30/86 (18 att.-2 yds.)

## PASSING

### MOST NET YARDS

**Season**  
5,347 2011  
5,074 2016

**Opponent**  
4,681 2012

### Game

505 vs. N.Y. Giants, 11/1/15  
504 vs. Cincinnati, 11/19/06

**Opponent**  
445 at Atlanta, 9/7/14

### FEWEST NET YARDS

**Season**  
1,398 1982\*  
1,545 1975

**Opponent**  
1,633 1982\*  
1,893 1977

### Game

-15 at San Francisco, 10/21/73  
-7 vs. Minnesota, 11/16/75

**Opponent**  
4 at St. Louis Cardinals, 10/11/87

### MOST ATTEMPTS

**Season**  
674 2015 (472 comp.)  
671 2012 (423 comp.)

**Opponent**

626 2011 (362 comp.)

### Game

60 vs. Denver, 11/21/04 (34 comp.); at Chicago, 12/30/07 (35 comp.)

58 at Atlanta, 11/9/08 (31 comp.)

**Opponent**  
61 vs. Atlanta, 12/26/11 (40 comp.)

### FEWEST ATTEMPTS

**Season**  
248 1982\* (137 comp.)  
321 1977 (166 comp.)

### Opponent

290 1977 (154 comp.)

### Game

4 at San Francisco, 10/15/78 (2 comp.)

### Opponent

9 at Denver, 11/29/20 (1 comp.)  
10 at New England, 12/4/83 (3 comp.); at St. Louis, 10/1/87 (3 comp.)

### MOST COMPLETIONS

**Season**  
472 2011 (662 att.)  
2016 (674 att.)

**Opponent**  
384 2018 (573 att.)

### Game

39 at Denver, 9/21/08 (48 att.)  
at St. Louis Rams, 12/15/13 (48 att.); vs. N.Y. Giants, 11/1/15 (50 att.) at Atlanta 9/23/18 (49 att.)  
37 vs. Cincinnati, 11/19/06 (52 att.); vs. Cleveland, 10/24/10 (56 att.); at Dallas, 12/23/12 (53 att.); at Arizona, 12/18/16 (48 att.)

**Opponent**  
40 vs. Atlanta, 12/26/11 (61 att.)

### FEWEST COMPLETIONS

**Season**  
137 1982\* (248 att.)  
163 1973 (338 att.)

### Opponent

149 1982\* (245 att.)  
153 1968 (366 att.)

### Game

2 at San Francisco, 10/15/78 (4 att.)

### Opponent

1 at Denver, 11/29/20 (1 att.)  
3 at New England, 12/4/83 (10 att.)  
at St. Louis Cardinals, 10/11/87 (10 att.)

### HIGHEST COMPLETION PERCENTAGE

**Season**  
73.4 2018 (381 comp.-519 att.)

**NFL RECORD**  
72.0 2017 (386 comp.-536 att.)



# TEAM RECORDS



RECORDS

## Opponent

68.4 2015 (372 comp.-544 att.)

## Game

96.7 vs. Indianapolis, 12/16/19  
(29 comp.-30 att.) **NFL RECORD**  
89.7 vs. Denver, 11/20/88  
(26 comp.-29 att.)

## Opponent

90.5 vs. Green Bay, 12/13/81 (19  
comp.-21 att.)

## LOWEST COMPLETION PERCENTAGE

### Season

46.2 1975 (181 comp.-392 att.)  
47.0 1971 (182 comp.-387 att.)

### Opponent

41.8 1968 (153 comp.-366 att.)

## Game

23.5 vs. L.A. Rams, 9/3/81  
(4 comp.-17 att.)  
26.9 at Chicago, 10/7/84  
(7 comp.-26 att.)

## Opponent

11.1 at Denver, 11/29/20 (1 comp.-9  
att.)  
22.7 vs. Chicago, 10/27/91  
(5 comp.-22 att.)

## MOST PASSES INTERCEPTED

### Season

33 1997  
30 1999

### Opponent

30 1987

## Game

6 vs. Atlanta, 9/16/73  
at San Francisco, 9/14/97  
5 vs. L.A. Rams, 10/7/79  
at Atlanta, 11/22/12

## Opponent

7 vs. Green Bay, 9/14/86

## FEWEST PASSES HAD INTERCEPTED

### Season

6 2019  
7 2018

### Opponent

7 2022

## INTERCEPTIONS

### MOST INTERCEPTIONS

#### Season

30 1987  
29 1991

#### Opponent

33 1997

#### Game

7 vs. Green Bay, 9/14/86  
5 at Atlanta, 11/1/87; vs. N.Y.  
Giants, 11/22/87; at Philadelphia,  
10/13/91; at Phoenix, 12/22/91

#### Opponent

6 vs. Atlanta, 9/16/73; vs. San  
Francisco, 9/14/97

## FEWEST INTERCEPTIONS

### Season

7 2022  
8 1990

### Opponent

6 2019

## MOST RETURN YARDAGE

### Season

652 2009 (26 int.)  
482 1991 (29 int.)  
466 1998 (21 int.)

### Opponent

483 1999 (30 int.)

## Game

176 vs. Minnesota, 9/3/78 (4 int.)  
126 vs. Minnesota, 10/13/68 (2 int.)  
Opponent  
136 at Minnesota, 12/4/88 (2 int.)

## FEWEST RETURN YARDAGE

### Season

73 1969 (12 int.)  
80 2011 (9 int.)

### Opponent

16 2019 (6 int.)  
49 2017 (8 int.)  
75 2018 (7 int.)

## MOST RETURNS FOR TOUCHDOWNS

### Season

5 1998, 2009  
4 2000, 2012

### Opponent

6 1993

## Game

2 at Miami, 10/25/09  
vs. Detroit, 10/15/17

## Opponent

3 vs. Tampa Bay, 12/11/77

## FUMBLES

### MOST

#### Season

40 1981 (20 lost)  
37 1983 (22 lost)

#### Opponent

43 1975 (23 lost)

## Game

7 at L.A. Rams, 11/8/81 (2 lost); vs.  
New England, 11/30/86 (5 lost).

## Opponent

7 vs. Cleveland, 12/12/71 (5 lost);  
at L.A. Rams, 12/16/79 (4 lost);  
at N.Y. Jets, 10/26/86 (2 lost); at  
Dallas, 11/25/10 (2 lost).

## FEWEST

### Season

6 2011 (5 lost) **NFL RECORD**  
9 2019 (2 lost)

### Opponent

15 2014 (5 lost)  
2019 (10 lost)  
16 2008 (7 lost)

## MOST LOST

### Season

22 1983 (37 fumbles)  
22 1997 (34 fumbles)

### Opponent

27 1976 (38 fumbles)

## Game

5 vs. New England, 11/30/86 (7  
fumbles)

## Opponent

5 vs. Dallas, 11/3/68 (5 fumbles); vs.  
Cleveland, 12/12/71 (7 fumbles);  
at Atlanta, 11/25/79 (6 fumbles).

## FEWEST LOST

### Season

2 2019 (9 fumbles)

### TIED NFL RECORD

### Opponent

5 2014 (5 fumbles)  
2017 (20 fumbles)

## MOST RETURNED FOR TOUCHDOWNS

### Season

5 1998  
3 1992, 2009

### Opponent

4 1975

## Game

2 at San Francisco, 10/19/75

## Opponent

2 at St. Louis, 10/11/87  
at Arizona, 10/10/10

## TURNOVERS

### MOST

#### Season

55 1997  
47 1981, 1983

#### Opponent

49 1981, 1987

## Game

8 vs. Atlanta, 9/16/73; vs. Detroit,  
10/28/90; at San Francisco,  
9/14/97

## Opponent

8 at St. Louis, 10/28/01

## FEWEST

### Season

8 2019 **NFL RECORD**  
16 2018  
18 2017

### Opponent

14 2022  
16 2011  
17 2014

## SACKS

### MOST

#### Season

66 2000 (378 yds.) - Led NFL  
59 1997 (408 yds.) - Led NFL

# TEAM RECORDS



RECORDS

## Opponent

58 1985 (461 yds.)

## Game

9 vs. L.A. Rams, 12/1/85 (69 yds.);  
at Atlanta, 12/9/01 (53 yds.); at  
Atlanta, 11/28/19 (53 yds.)

## Opponent

10 vs. Atlanta, 10/12/97 (76 yds.)

## FEWEST

### Season

17 1970 (136 yds.)  
21 1969 (199 yds.)

### Opponent

13 2008 (92 yds.)  
15 1992 (119 yds.)

## MOST YARDS LOST

### Season

437 1983 (56 sacks)  
420 1984 (55 sacks)

### Opponent

461 1985 (58 sacks)

## Game

73 vs. Chicago, 9/18/83 (8 sacks)

## Opponent

81 vs. San Diego, 10/9/77 (8 sacks)

## PUNTING

### MOST

#### Season

101 1976 (39.3 avg.)  
92 1975 (41.0 avg.)

#### Opponent

92 1997 (39.9 avg.)

## Game

12 vs. Minnesota, 11/16/75  
11 at San Francisco, 10/21/73  
vs. Washington, 12/26/82  
at Baltimore, 12/19/99

## Opponent

12 at Chicago, 10/5/97

## FEWEST

### Season

43 2018 (46.4 avg.)  
46 1982\* (43.0 avg.)  
47 2011 (47.3 avg.)

### Opponent

50 1971 (41.2 avg.)

## Game

0 vs. San Francisco, 10/26/02;  
vs. Atlanta, 1/2/83; at Detroit,  
12/21/08; vs. Green Bay, 10/26/14;  
vs. Washington, 10/8/18; at  
Cincinnati, 11/11/18; vs. Carolina,  
10/25/20; vs. Minnesota, 12/25/20

## Opponent

0 at N.Y. Giants, 10/8/67  
at San Francisco, 11/14/71  
vs. Cleveland, 9/13/87  
at Minnesota, 11/19/95  
vs. St. Louis Rams, 12/12/99  
vs. Minnesota, 10/17/04  
vs. Green Bay, 10/26/14

## HIGHEST AVERAGE

### Season

50.1 2012 (74 punts)

### Opponent

46.8 2016 (56 punts)

## LOWEST AVERAGE

### Season

37.6 1968 (75 punts)  
39.0 1989 (71 punts)

### Opponent

37.5 1987 (73 punts)

## PUNT RETURNS

### MOST RETURNS

#### Season

53 1989 (428 yds.)  
51 2006 (372 yds.)

#### Opponent

64 1976 (742 yds.)

## Game

8 at Indianapolis, 10/25/15 (44 yds.)  
7 at Carolina, 11/10/02 (8 yds.)  
vs. New England, 11/30/86 (66  
yds.)  
at Detroit, 12/3/89 (48 yds.)  
at Oakland, 11/9/97 (90 yds.)

## Opponent

10 vs. Washington, 12/26/82 (106  
yds.)

## FEWEST RETURNS

### Season

16 1971 (100 yds.)  
1972 (43 yds.)  
19 2014 (134 yds.)

### Opponent

12 2018 (64 yds.)  
19 2011 (118 yds.)

## MOST YARDS

### Season

625 2002 (45 ret.)  
517 1993 (38 ret.)  
906 1974 (59 ret.)

## Game

176 vs. Minnesota, 10/6/08 (5 ret.)  
161 vs. Houston, 10/3/76 (6 ret.)

## Opponent

144 vs. L.A. Rams, 10/23/94 (4 ret.)

## HIGHEST AVERAGE

### Season

13.7 2002 (45 ret.)  
13.6 1993 (38 ret.)

### Opponent

15.4 1974 (59 ret.)

## LOWEST AVERAGE

### Season

2.7 1972 (16 ret.)  
3.4 1967 (23 ret.)

### Opponent

2.3 2020 (20 ret.)  
4.2 2014 (24 ret.)

## MOST RETURNS FOR

### TOUCHDOWNS

#### Season

3 2008  
2 1993

#### Opponent

2 1974, 1977, 1983, 1994, 2000

## Game

2 vs. Minnesota, 10/6/08  
1 11 times, last at Seattle, 9/22/19

## Opponent

1 26 times, last vs. Detroit, 10/15/17

## KICKOFF RETURNS

### MOST RETURNS

#### Season

88 1980 (22.4 avg.)

#### Opponent

85 2002 (21.4 avg.)  
76 1979 (20.0 avg.)  
2008 (24.0 avg.)

## Game

9 at Philadelphia, 11/19/67 (231  
yds.); vs. San Francisco, 10/1/72  
(201 yds.); vs. Carolina, 12/05/04  
(237 yds.)

## Opponent

9 vs. Green Bay, 11/24/08 (180 yds.)

## FEWEST RETURNS

### Season

21 2014 (25.9 avg.)  
22 2013 (23.0 avg.)

### Opponent

20 1982\* (19.4 avg.)  
21 2019 (27.0 avg.)

## MOST YARDS

### Season

2,027 2001 (87 ret.)  
1,973 1980 (88 ret.)

### Opponent

1,827 2008 (76 ret.)  
1,817 2002 (85 ret.)

## Game

304 vs. L.A. Rams, 10/23/94 (7 ret.)  
242 vs. Minnesota, 12/15/02 (6 ret.)  
233 at San Francisco, 9/21/86 (5 ret.)  
vs. St. Louis, 11/4/07 (8 ret.)

## Opponent

287 at N.Y. Giants, 12/9/12 (6 ret.)  
230 vs. N.Y. Giants, 10/18/09 (8 ret.)

## HIGHEST AVERAGE

### Season

26.5 2011 (42 ret.)  
25.9 2014 (21 ret.)

### Opponent

27.0 2019 (21 ret.)

## LOWEST AVERAGE

### Season

16.5 2016 (28 ret.)  
17.6 1991 (50 ret.)

# TEAM RECORDS



RECORDS

## Opponent

16.2 1990 (36 ret.)  
17.2 2020 (22 ret.)

## MOST RETURNS FOR TOUCHDOWNS

### Season

2 1967, 1994, 2002, 2004

### Opponent

2 1971, 1991, 2000, 2003

## Game

2 vs. L.A. Rams, 10/23/94

## Opponent

1 16 times, last at Chicago 10/20/19

## COMBINED KICKOFF/PUNT RETURNS

## MOST YARDS RETURNED

### Season

2,581 2002 (625 punt, 1,956 KO)

### NFL RECORD

2,315 2001 (288 punt, 2,027 KO)

### Opponent

2,237 2000 (494 punt, 1,743 KO)

## Game

354 vs. Minnesota, 10/6/08  
(178 punt, 176 kickoff)

347 vs. L.A. Rams, 10/23/94

(43 punt, 304 kickoff)

### Opponent

341 vs. L.A. Rams, 10/23/94

(144 punt, 197 kickoff)

## MOST RETURNED FOR TOUCHDOWNS

### Season

3 1993 (2 punt, 1 kickoff)

2002 (1 punt, 2 kickoff)

2008 (3 punt)

### Opponent

4 2000 (2 punt, 2 kickoff)

## Game

2 vs. L.A. Rams, 10/23/94  
(2 kickoff); vs. Minnesota, 10/6/08

(2 punt)

### Opponent

1 41 times (last at Chicago,

10/20/19) (1 kickoff)

## PENALTIES

## MOST

### Season

135 2005 (1,130 yds.)

130 2015 (1,112 yds.)

### Opponent

132 1998 (1,164 yds.)

## Game

17 at St. Louis Rams, 11/26/00 (116 yds.)

16 at Atlanta, 11/17/02 (133 yds.)

## Opponent

15 vs. Tampa Bay, 10/5/14 (113 yds.)

## FEWEST

### Season

58 1973 (516 yds.)

60 1992 (567 yds.)

### Opponent

52 1982\* (459 yds.)

64 2020 (517 yds.)

## Game

0 vs. Seattle, 11/10/85

## Opponent

0 at Washington, 9/21/75

at San Francisco, 12/11/8

at San Francisco, 12/23/90

vs. San Francisco, 1/6/02

vs. New England, 11/30/09

## MOST PENALTY YARDS

### Season

1,141 2004 (129 pen.)

1,130 2005 (135 pen.)

1,044 1978 (104 pen.)

### Opponent

1,164 1998 (132 pen.)

## Game

149 at Chicago, 10/8/00 (10 pen.)

142 at N.Y. Giants, 10/6/68 (12 pen.)

### Opponent

171 at Philadelphia, 11/23/03 (14 pen.)

## FEWEST PENALTY YARDS

### Season

514 1982\* (63 pen.)

516 1973 (58 pen.)

### Opponent

459 1982\* (52 pen.)

590 1993 (86 pen.)

## SAFETIES

## MOST

### Season

3 1989

2 1987, 1988, 1998, 2014

### Opponent

3 1983

2 1969, 1973, 1976

## Game

2 vs. Cleveland, 9/13/87

1 24 times, last at Tampa Bay,

12/11/16

### Opponent

1 26 times, last vs. Kansas City,

9/23/12

## DEFENSIVE TWO-POINT CONVERSIONS

## MOST

### Season

1 2015

### Opponent

1 2016

1 2018

## Game

1 vs. Carolina, 12/6/15

## Opponent

1 vs. Denver, 11/13/16

at Carolina, 12/17/18

## 3RD DOWN CONVERSIONS

## MOST

### Season

118 2011 (208 att.)

107 2016 (220 att.)

### Opponent

105 1979 (239 att.)

## FEWEST

### Season

48 1982\* (128 att.)

54 1997 (207 att.)

### Opponent

36 1982\* (103 att.)

49 1991 (188 att.)

# TWO-TEAM RECORDS

## SCORING

### MOST POINTS

101 N.Y. Giants 49 at New Orleans 52, 11/1/15  
93 New Orleans 41 at St. Louis Cardinals 42, 11/2/69

### FEWEST POINTS

6 L.A. Rams 0 at New Orleans 6, 11/9/86

### MOST TOUCHDOWNS

14 N.Y. Giants 7 at New Orleans 7, 11/1/15

### FEWEST TOUCHDOWNS (FINAL SCORE)

0 L.A. Rams 0 at New Orleans 6, 11/9/86;  
Pittsburgh 9 at New Orleans 6, 12/1/90;  
New Orleans 9 vs. Tampa Bay 3, 10/25/98  
New Orleans 9 at Tampa Bay 0, 12/19/21

## FIRST DOWNS

### MOST FIRST DOWNS

63 N.Y. Giants 28 at New Orleans 35, 11/1/15

### FEWEST FIRST DOWNS

20 Minnesota 8 at New Orleans 12, 9/12/70

## NET YARDS

### MOST YARDS GAINED

1,064 Atlanta 552 at New Orleans 512, 9/2/79

### FEWEST YARDS GAINED

345 New Orleans 179 vs. Atlanta 166, 10/12/97

## RUSHING

### MOST RUSHES

86 New Orleans 39 at Atlanta 47, 12/16/73

### MOST YARDS

490 L.A. Rams 340 at New Orleans 150, 11/25/73

### FEWEST YARDS

72 New Orleans 11 at Baltimore 61, 12/19/99

### MOST TOUCHDOWNS

9 Minnesota 2 at New Orleans 7, 11/25/20

## PASSING

### MOST YARDS

852 New Orleans 446 at Dallas 406, 12/23/12  
834 New Orleans 505 vs. N.Y. Giants 329, 11/1/15

### FEWEST YARDS

77 San Francisco 44 at New Orleans 33, 11/13/77

### MOST PASSES ATTEMPTED

100 Atlanta 61 at New Orleans 39, 12/26/11  
96 New Orleans 53 at Dallas 43, 12/23/12  
Carolina 47 at New Orleans 49, 10/16/16

### MOST PASSES COMPLETED

69 N.Y. Giants 30 at New Orleans 39, 11/1/15  
66 New Orleans 35 at Green Bay 31, 9/30/12

### MOST TOUCHDOWNS

13 N.Y. Giants 6 at New Orleans 7, 11/1/15  
12 New Orleans 6 at St. Louis 6, 11/2/69

### MOST PASSES INTERCEPTED

9 Green Bay 7 at New Orleans 2, 9/14/86

## PUNTS

### MOST

21 New Orleans 9 at Chicago 12, 10/5/97

### FEWEST

0 New Orleans 0 vs. Green Bay 0, 10/26/14;  
1 San Francisco 1 at New Orleans 0, 10/20/02  
Carolina 1 at New Orleans 0, 10/25/20

## PENALTIES

### MOST

31 New Orleans 17 at St. Louis Rams 14, 11/26/00

### FEWEST

2 New Orleans 2 at San Francisco 0, 12/11/88;  
Atlanta 1 at New Orleans 1, 12/3/92

### MOST YARDS PENALIZED

272 New Orleans 101 at Philadelphia 171, 11/23/03  
248 New Orleans 116 at St. Louis Rams 132, 11/26/00

### FEWEST YARDS PENALIZED

11 New Orleans 11 at San Francisco 0, 12/11/88

## FUMBLES

### MOST

10 Cleveland 7 at New Orleans 3, 12/12/71;  
New Orleans 5 at Carolina 5, 10/14/01;  
New Orleans 5 at St. Louis Rams 5, 10/28/01

## TURNOVERS

### MOST

11 Dallas 7 at New Orleans 4, 11/3/68;  
Chicago 5 at New Orleans 6, 9/18/83

## QUARTERBACK SACKS

### MOST

15 Atlanta 10 at New Orleans 5, 10/12/97



# CONSECUTIVE RECORDS



RECORDS

## INDIVIDUAL

### GAMES PLAYED

- 173 Cameron Jordan (9/8/11 — 12/2/21)  
147 Jim Dombrowski (10/25/87 — 11/3/96)

### GAMES STARTED

- 158 Cameron Jordan (1/1/12 — 12/2/21)  
144 Wayne Martin (9/1/91 — 1/2/99)  
114 Jahri Evans (9/10/06 — 9/15/13)

### GAMES, SCORING POINTS

- 174 Morten Andersen (12/11/83 — 12/24/94)

### GAMES, SCORING TOUCHDOWN

- 6 Dalton Hilliard (12/18/88 — 10/8/89)  
Dalton Hilliard (10/18 — 11/29/92)  
Pierre Thomas (11/16 — 12/21/08)  
Jimmy Graham (12/18/11 — 9/23/12)  
Alvin Kamara (10/29/17 — 12/3/17)  
Alvin Kamara (12/21/19 — 10/12/20)

### GAMES, SCORING FIELD GOAL

- 36 Wil Lutz (12/4/16 — 12/23/18)  
22 John Carney (10/6/02 — 11/16/03)  
20 Morten Andersen (10/25/87 — 11/6/88)  
19 Morten Andersen (11/24/85 — 12/7/86)

### FIELD GOALS MADE

- 26 Wil Lutz (9/16 — 12/23/18)  
25 Morten Andersen (11/1/92 — 9/12/93)  
20 Morten Andersen (11/24/85 — 10/5/86)

### GAMES, RUSHING TOUCHDOWN

- 5 Dalton Hilliard (10/22 — 11/19/89)  
Ricky Williams (9/24 — 10/29/00)

### GAMES, RECEIVING TOUCHDOWN

- 6 Jimmy Graham (12/18/11 — 9/23/12)  
5 Lance Moore (10/26 — 11/30/08)  
Marques Colston (12/11/08 — 9/20/09)  
Robert Meachem (11/8 — 12/6/09)  
Jimmy Graham (12/30/12 — 9/30/13)

### GAMES, RUSHING FOR 100 OR MORE YARDS

- 9 Deuce McAllister (9/28 — 11/30/03)  
5 Ricky Williams (9/17 — 10/22/00)  
4 Deuce McAllister (10/6 — 10/27/02)  
3 George Rogers (10/11 — 10/25/81)  
Wayne Wilson (9/25 — 10/9/83)  
Dalton Hilliard (11/12 — 11/26/89)  
Mark Ingram II (10/26 — 11/9/14)

### GAMES, 100 YARDS OR MORE RECEIVING

- 5 Michael Thomas (10/20 — 11/24/19)

### GAMES, PASSING TOUCHDOWN

- 54 Drew Brees (10/18/09 — 11/25/12)  
**NFL RECORD**

### GAMES, 250+ PASSING YARDS

- 19 Drew Brees (9/8/11 — 9/16/12)

### GAMES, 300+ PASSING YARDS

- 9 Drew Brees (11/13/11 — 9/16/12)  
**NFL RECORD**  
Drew Brees (11/29/12 — 9/30/13)  
**NFL RECORD**  
5 Drew Brees (10/29 — 11/26/06)

### GAMES, NO INTERCEPTIONS

- 7 Drew Brees (12/31/17 — 10/21/18)  
6 Aaron Brooks (11/23 — 12/28/03)  
Drew Brees (12/13/15 — 9/18/16)

### PASS COMPLETIONS

- 23 Drew Brees (12/16-12/22/19)

### GAMES, PASS RECEPTION

- 105 Eric Martin (11/1/87 — 1/2/94)  
85 Marques Colston (10/26/08 — 9/7/14)  
82 Joe Horn (9/3/00 — 9/25/05)

### POINTS AFTER TOUCHDOWN

- 144 Garrett Hartley (12/13/09 — 12/15/13)  
119 Morten Andersen (10/22/89 — 12/3/92)

## TEAM

### REGULAR SEASON VICTORIES

- 13 9/13 — 12/13/09  
10 9/16 — 12/23/18  
9 11/1 — 12/27/87  
12/23/90 — 10/20/91  
10/4/20 - 12/6/20  
8 11/6/11 — 1/1/12  
9/24 — 11/19/17

### PRESEASON VICTORIES

- 5 8/12 — 9/9/67

### REGULAR SEASON DEFEATS

- 14 9/7 — 12/7/80

### PRESEASON DEFEATS

- 10 8/28/14 — 8/10/17

### VICTORIES VS. ONE TEAM

- 7 vs. L.A. Rams; 12/9/90 — 10/3/93

### DEFEATS VS. ONE TEAM

- 10 vs. Atlanta; 9/17/95 — 12/5/99

### HOME VICTORIES

- 11 9/8/13 — 10/26/14  
8 9/18/11 — 1/1/12  
7 10/15 — 12/24/17  
6 9/13 — 11/30/09  
9/16 — 12/23/18

### ROAD VICTORIES

- 10 10/18/87 — 10/6/88  
8 12/21/08 — 12/13/09

### HOME DEFEATS

- 10 12/3/79 — 12/21/80

### ROAD DEFEATS

- 14 11/5/72 — 10/13/74  
14 10/18/98 — 1/2/00

### GAMES SCORING

- 332 9/8/02 — 11/20/22  
216 12/11/83 — 10/12/97

### GAMES WITH A SACK

- 60 12/24/94 — 11/22/98  
(tied-4th-longest in NFL history)

# BIG GAMES

## 100 YARD RUSHING GAMES (154)

Yds.	Att.	Player	Opponent	Date
206	24	George Rogers	vs. St. Louis Cardinals	9/4/83
203	28	Rueben Mayes	vs. Miami	12/7/86
184	19	Deuce McAllister	at Philadelphia	11/23/03
179	40	Ricky Williams	vs. Cleveland	10/31/99
174	20	Ray Zellers	vs. Chicago	10/13/96
173	28	Deuce McAllister	vs. Atlanta	11/16/03
172	24	Rueben Mayes	vs. Tampa Bay	10/19/86
172	24	Mark Ingram II	vs. Green Bay	10/26/14
166	33	George Rogers	vs. Dallas	12/19/82
165	30	Deuce McAllister	at Washington	11/30/03
162	29	George Rogers	vs. L.A. Rams	9/13/81
162	29	Mario Bates	vs. Detroit	9/21/97
161	22	Chuck Muncie	vs. Atlanta	9/2/79
161	24	George Rogers	at L.A. Rams	11/8/81
160	34	Wayne Wilson	vs. Miami	10/2/83
160	35	Earl Campbell	at Minnesota	11/24/85
158	29	Dalton Hilliard	at Atlanta	11/19/89
158	15	Chris Ivory	at Tampa Bay	10/17/10
158	15	Mark Ingram II	at San Francisco	11/6/16
157	33	Rueben Mayes	vs. New England	11/30/86
157	24	Lamar Smith	at Indianapolis	9/27/98
156	29	Ricky Williams	at Atlanta	10/22/00
155	20	Craig Heyward	vs. Tampa Bay	11/11/90
<b>155</b>	<b>22</b>	<b>Alvin Kamara</b>	<b>vs. Minnesota</b>	<b>12/25/20</b>
148	22	Alvin Maxson	vs. St. Louis Cardinals	12/8/74
147	24	Rueben Mayes	vs. Cleveland	9/13/87
147	31	Ricky Williams	at Carolina	10/14/01
146*	14	Tony Galbreath	at Kansas City	9/26/76
146	14	Mark Ingram II	vs. L.A. Rams	11/27/16
<b>146</b>	<b>30</b>	<b>Alvin Kamara</b>	<b>at Atlanta</b>	<b>1/9/22</b>
145	14	Mark Ingram II	vs. Dallas	11/10/13
144	29	Rueben Mayes	vs. San Francisco	10/25/87
144	38	Ricky Williams	vs. Carolina	10/15/00
143	28	Mike Bell	vs. Detroit	9/13/09
143	14	Mark Ingram II	at Indianapolis	10/25/15
142	27	Andy Livingston	vs. Washington	9/21/69
142	28	George Rogers	at Houston	11/22/81
141	22	Mario Bates	vs. Atlanta	11/13/94
140	28	Deuce McAllister	at Carolina	1/2/05
139	35	Dwight Beverly	at St. Louis Cardinals	10/11/87
139	21	Deuce McAllister	vs. San Francisco	10/20/02
138	33	Wayne Wilson	at Chicago	9/19/82
138	28	Fred McAfee	vs. Atlanta	11/24/91
137	20	George Rogers	vs. Atlanta	11/6/83
136	30	Ricky Williams	vs. Minnesota	10/7/01
136	26	Deuce McAllister	vs. San Francisco	12/3/06
134	17	George Rogers	vs. Philadelphia	10/11/81
134	22	Mark Ingram II	vs. Washington	11/19/17
<b>134</b>	<b>19</b>	<b>Alvin Kamara</b>	<b>at N.Y. Giants</b>	<b>9/30/18</b>
131	25	Rueben Mayes	at St. Louis Cardinals	11/16/86
131*	22	Mark Ingram II	at Buffalo	11/12/17
130	27	Deuce McAllister	vs. Buffalo	10/2/05
129	32	Mario Bates	at N.Y. Giants	12/15/96
128	21	Chuck Muncie	vs. Oakland	12/3/79
128	28	Rueben Mayes	vs. San Francisco	11/2/86
128	30	Ricky Williams	at Chicago	10/8/00
128	29	Deuce McAllister	vs. Atlanta	12/26/04
127	16	Don McCall	vs. Washington	9/22/68
127	25	Dalton Hilliard	vs. Atlanta	12/18/88
127	32	Deuce McAllister	at Baltimore	12/8/02
127	16	Deuce McAllister	vs. Kansas City	11/14/04
127	19	Chris Ivory	vs. Carolina	1/11/12
126*	25	Chuck Muncie	at Kansas City	9/26/76
126*	20	Reggie Bush	at N.Y. Giants	12/24/06
126	14	Pierre Thomas	at Buffalo	9/27/09
125	25	Derek Brown	vs. Detroit	9/19/93
124	32	George Rogers	vs. L.A. Rams	12/18/83
124	23	Deuce McAllister	at Carolina	10/5/03
124	19	Latavius Murray	at Denver	11/29/20
123	33	George Rogers	vs. Kansas City	11/21/82
123	15	Mario Bates	at New England	12/3/95
123	21	Deuce McAllister	vs. Green Bay	9/15/02
123	23	Deuce McAllister	vs. Pittsburgh	10/6/02
123	15	Deuce McAllister	vs. Tampa Bay	10/8/06
122	18	George Rogers	at Cleveland	10/18/81
122*	19	Craig Heyward	at Cincinnati	11/4/90
122	23	Mark Ingram II	at Pittsburgh	11/30/14
122	27	Tim Hightower	vs. Jacksonville	12/27/15
121	24	Ricky Williams	at San Francisco	11/11/01
121	29	Deuce McAllister	at Washington	10/13/02
120	23	George Rogers	vs. Tampa Bay	11/29/81
120	28	Ricky Williams	vs. Indianapolis	11/18/01
120	27	Mark Ingram II	vs. San Francisco	11/9/14
<b>120</b>	<b>26</b>	<b>Alvin Kamara</b>	<b>vs. N.Y. Giants</b>	<b>10/3/21</b>
<b>120</b>	<b>27</b>	<b>Alvin Kamara</b>	<b>vs. N.Y. Jets</b>	<b>12/12/21</b>
119	27	Latavius Murray	at Chicago	10/20/19
117	18	Chuck Muncie	vs. San Francisco	11/11/79
117	28	Deuce McAllister	vs. Carolina	12/29/02
117	15	Chris Ivory	at Cincinnati	12/5/10
116	29	Deuce McAllister	vs. Chicago	10/12/03
116	21	Deuce McAllister	at Atlanta	10/19/03
115	25	George Rogers	at San Francisco	9/27/81
115	25	Rueben Mayes	vs. Denver	11/20/88
115*	30	Rueben Mayes	at Cincinnati	11/4/90
115	17	Deuce McAllister	vs. Atlanta	10/27/02
114	25	Mark Ingram II	vs. Detroit	10/15/17
114	21	George Rogers	at Buffalo	10/30/83
114	15	Jimmy Rogers	at Washington	10/26/80
113	26	Bob Gresham	at Green Bay	11/28/71
113	31	George Rogers	vs. Cincinnati	10/25/81
113	11	Hokie Gajan	vs. N.Y. Jets	11/21/83
<b>113*</b>	<b>9</b>	<b>Taysom Hill</b>	<b>vs. Seattle</b>	<b>10/9/22</b>
112	19	Rueben Mayes	at Atlanta	11/1/87
112	24	Dalton Hilliard	vs. L.A. Rams	11/26/89
111	24	Ricky Williams	at N.Y. Giants	10/24/99
111	21	Deuce McAllister	at Dallas	12/10/06
110	14	Tony Baker	at St. Louis	11/2/69
110	26	Deuce McAllister	at Tampa Bay	11/2/03
110	17	Antowain Smith	vs. Chicago	11/6/05
110	9	Pierre Thomas	at Carolina	9/16/12
109	27	Mike Strachan	vs. Atlanta	11/2/75
109	15	Chuck Muncie	vs. L.A. Rams	11/28/76
109	11	Craig Heyward	vs. L.A. Raiders	10/23/88
109	31	Deuce McAllister	at Tampa Bay	9/8/02
108	31	Wayne Wilson	at Dallas	9/25/83
108	24	Wayne Wilson	at San Francisco	9/29/85
108	22	Rueben Mayes	at Indianapolis	10/12/86
108	11	Aaron Brooks	at San Francisco	12/10/00
108*	27	Deuce McAllister	vs. N.Y. Giants	12/24/06
108	11	Dwayne Washington	vs. Carolina	12/30/18
<b>107</b>	<b>23</b>	<b>Alvin Kamara</b>	<b>vs. Carolina</b>	<b>1/8/23</b>
107	20	Chuck Muncie	vs. N.Y. Jets	12/4/77
107	30	George Rogers	vs. San Francisco	12/20/81
107	23	Ricky Williams	at Seattle	9/17/00
106	28	Dalton Hilliard	at New England	11/12/89
106	20	Gill Fenerty	vs. Minnesota	9/22/91
106	21	Derek Brown	vs. Green Bay	11/14/93
106	26	Mario Bates	at San Francisco	10/29/95
106	22	Mario Bates	vs. St. Louis Rams	11/5/95
106	18	Aaron Steckler	at St. Louis Rams	9/26/04
<b>106*</b>	<b>12</b>	<b>Alvin Kamara</b>	<b>at Buffalo</b>	<b>11/12/17</b>
105	22	Mark Ingram II	at Green Bay	10/22/17
105	24	Mike Strachan	vs. Green Bay	10/12/75
105*	20	Pierre Thomas	at Chicago	12/30/07
104	10	Gill Fenerty	at L.A. Rams	12/9/90
104	13	Mark Ingram II	at Cincinnati	11/11/18
<b>103*</b>	<b>23</b>	<b>Alvin Kamara</b>	<b>vs. Cincinnati</b>	<b>1/8/23</b>

# BIG GAMES

103	18	Wayne Wilson	at Atlanta	10/9/83	377	Archie Manning	38	24	at San Francisco	12/7/80
103	20	Ricky Williams	vs. Philadelphia	9/24/00	377	Drew Brees	37	27	at Tampa Bay	10/21/12
103	20	Mark Ingram II	at Atlanta	11/1/17	376	Aaron Brooks	60	34	vs. Denver	11/21/04
103	16	Mark Ingram II	vs. Philadelphia	11/18/18	376	Jim Everett	46	31	vs. Washington	9/11/94
102	13	Chuck Muncie	at St. Louis Cardinals	10/23/77	376	Drew Brees	54	36	vs. Atlanta	9/26/16
102	20	George Rogers	vs. Atlanta	9/2/84	375	Aaron Brooks	45	27	vs. N.Y. Giants	9/19/05
102	27	Ricky Williams	vs. Carolina	12/2/01	375	Drew Brees	36	29	at Chicago	12/15/14
102	21	Deuce McAllister	vs. Tampa Bay	10/10/04	373	Drew Brees	43	34	vs. Arizona	10/27/19
102	16	Pierre Thomas	vs. Atlanta	12/7/08	371	Drew Brees	23	18	vs. New England	11/30/09
102	26	Tim Hightower	vs. Seattle	10/30/16	371	Drew Brees	57	35	vs. Tampa Bay	10/5/14
102	21	Lataavius Murray	vs. Arizona	10/27/19	370	Jim Everett	43	29	vs. Atlanta	9/17/95
101	17	Deuce McAllister	vs. Indianapolis	9/28/03	370	Drew Brees	44	31	vs. Houston	9/25/11
101	26	Deuce McAllister	vs. Carolina	10/26/03	370	Drew Brees	45	29	vs. San Diego	10/7/12
100	20	Tony Galbreath	vs. L.A. Rams	10/30/77	370	Drew Brees	43	32	vs. Houston	9/9/19
100	23	Deuce McAllister	at Atlanta	11/28/04	369	Drew Brees	30	23	vs. N.Y. Giants	10/18/09
100	20	Aaron Stecker	at Atlanta	12/10/07	367	Drew Brees	48	37	at Kansas City	10/23/16
100	30	Mark Ingram II	at Carolina	10/30/14	365	Drew Brees	38	30	vs. Atlanta	9/26/10

\* - part of a dual 100-yard game

# - part of a 100-yard rushing/100-yard receiving game

+ - only QB in team history to rush for 100 yards or more

**MOST BY PLAYER:** Deuce McAllister (27), George Rogers (16), Mark Ingram II (15), Ricky Williams (12), Rueben Mayes (11), **Alvin Kamara (8)**, Chuck Muncie (7), Mario Bates (6), Wayne Wilson (5), Dalton Hilliard (4), Pierre Thomas (4), Craig Heyward (3), Chris Ivory (3), Lataavius Murray (3), Derek Brown (2), Gill Fenerly (2), Tony Galbreath (2), Tim Hightower (2), Aaron Stecker (2), Mike Strachan (2), Tony Baker (1), Mike Bell (1), Dwight Beverly (1), Aaron Brooks (1), Reggie Bush (1), Earl Campbell (1), Hokie Gajan (1), Bob Gresham (1), Andy Livingston (1), Alvin Maxson (1), Fred McAfee (1), Don McCall (1), Jimmy Rogers (1), Antowain Smith (1), Lamar Smith (1), **Taysom Hill (1)**, Dwayne Washington (1), Ray Zellers (1).

## 300 YARD PASSING GAMES (159)

Yds	Player	A	C	Opponent	Date	Yds	Player	A	C	Opponent	Date
510	Drew Brees	52	37	vs. Cincinnati	11/19/06	352	Aaron Brooks	30	23	at Atlanta	10/19/03
505	Drew Brees	50	39	vs. N.Y. Giants	11/1/15	352	Drew Brees	39	23	at Dallas	11/25/10
465	Drew Brees	49	34	vs. Carolina	10/16/16	351	Drew Brees	44	31	at Jacksonville	10/21/11
446	Drew Brees	54	35	at Green Bay	9/30/12	351	Drew Brees	40	30	at Detroit	12/21/08
446	Drew Brees	53	37	at Dallas	12/23/12	350	Drew Brees	50	29	at Atlanta	1/11/17
445	Drew Brees	49	35	vs. Jacksonville	11/4/07	349	Drew Brees	38	28	at Carolina	10/1/06
441	Aaron Brooks	48	30	vs. Denver	12/3/00	349	Drew Brees	30	21	at Atlanta	11/26/06
439	Drew Brees	45	47	vs. Tampa Bay	9/9/18	349	Drew Brees	40	29	vs. San Francisco	12/8/19
423	Drew Brees	42	28	vs. Oakland	9/11/16	347	Aaron Brooks	37	22	at San Francisco	11/11/01
422	Drew Brees	58	31	at Atlanta	11/9/08	346	Drew Brees	36	25	vs. L.A. Rams	11/4/18
421	Drew Brees	48	39	at Denver	9/21/08	345	Billy Kilmer	32	22	at St. Louis Cardinals	11/2/69
420	Drew Brees	45	35	vs. Baltimore	11/24/14	344	Archie Manning	32	22	at Pittsburgh	11/5/78
419	Drew Brees	49	35	at Washington	12/6/09	343	Aaron Brooks	50	27	at New England	11/20/05
419	Drew Brees	49	32	at Green Bay	9/8/11	343	Jim Everett	27	23	at Denver	12/24/94
413	Drew Brees	39	30	vs. Miami	9/30/13	343	Drew Brees	32	23	vs. Tampa Bay	9/7/08
412	Drew Brees	40	32	at Minnesota	12/18/11	342	Drew Brees	36	26	vs. Detroit	12/4/11
412	Drew Brees	36	25	vs. Jacksonville	12/27/15	342	Drew Brees	46	29	vs. Arizona	9/22/13
398	Drew Brees	47	31	at Pittsburgh	11/12/06	342	Drew Brees	45	28	at Detroit	10/19/14
396	Drew Brees	43	29	vs. Carolina	12/30/12	341	Wade Wilson	34	22	at Atlanta	9/12/93
396	Drew Brees	49	39	at Atlanta	9/23/18	341	Drew Brees	50	28	at Atlanta	11/29/12
393	Drew Brees	56	39	at St. Louis Rams	12/15/13	341	Drew Brees	52	34	vs. Detroit	12/21/15
392	Drew Brees	41	34	vs. Dallas	11/10/13	340	Drew Brees	44	32	at Dallas	9/28/14
389	Drew Brees	35	28	vs. Carolina	1/11/12	339	Drew Brees	41	30	vs. San Diego	10/26/08
389	Drew Brees	48	37	at Arizona	12/18/16	339	Drew Brees	52	24	vs. Washington	9/9/12
387	Drew Brees	39	28	vs. Tennessee (OT)	11/8/15	337	Drew Brees	47	36	at Tennessee	12/11/11
386	Drew Brees	49	30	vs. Carolina	12/28/08	336	Drew Brees	39	31	at San Francisco	10/28/07
385	Drew Brees	41	39	vs. Washington	11/19/17	335	Jim Everett	37	25	at Minnesota	11/19/95
384	Drew Brees	38	26	at Dallas	12/10/06	335	Drew Brees	43	26	at Philadelphia	10/11/15
383	Drew Brees	45	24	vs. Baltimore	10/29/06	333	Ken Stabler	43	29	vs. Tampa Bay	12/5/82
383	Drew Brees	45	29	at Tampa Bay	10/16/11	333	Drew Brees	42	29	at Atlanta	9/7/14
382	Drew Brees	51	30	at N.Y. Jets	11/3/13	332	Drew Brees	34	26	vs. Buffalo	10/27/13
382	Drew Brees	43	29	vs. Seattle	11/21/10	331	Drew Brees	38	27	at Green Bay	10/22/17
381	Drew Brees	31	24	vs. Tampa Bay	12/29/13	330	Aaron Brooks	40	26	vs. Carolina	12/2/01
						330	Drew Brees	46	26	vs. Minnesota	10/6/08
						330	Drew Brees	35	24	vs. Carolina	11/8/09



RECORDS

# BIG GAMES

328	Kerry Collins	44	22	at San Francisco	11/22/98	186	7	Brandin Cooks	at Arizona	12/18/16
328	Drew Brees	41	28	at Atlanta	12/10/07	<b>182</b>	<b>11</b>	<b>Michael Thomas</b>	<b>vs. Tampa Bay</b>	<b>10/6/19</b>
326	Jim Everett	37	26	vs. Kansas City	9/4/94	180	10	Joe Horn	vs. San Francisco	11/5/00
326	Drew Brees	44	31	vs. Detroit	12/4/16	<b>180</b>	<b>16</b>	<b>Michael Thomas</b>	<b>vs. Tampa Bay</b>	<b>9/9/18</b>
326	Drew Brees	39	27	vs. Pittsburgh	12/23/18	179	9	Floyd Turner	vs. Chicago	10/27/91
325	Dave Wilson	32	20	vs. Cincinnati	12/9/84	179	10	Jimmy Graham	at Tampa Bay	9/15/13
325	Billy Joe Tolliver	48	24	at Carolina	11/1/98	173	7	Brandin Cooks	vs. Carolina	10/16/16
325	Drew Brees	35	31	vs. Indianapolis	10/23/11	172*	9	Willie Snead IV	vs. Oakland	9/11/16
325	Drew Brees	49	31	at Carolina	9/16/12	170*	10	Joe Horn	vs. Denver	12/3/00
325	Drew Brees	47	33	vs. L.A. Chargers	10/12/20	169	10	Marques Colston	at Pittsburgh	11/12/06
323	Archie Manning	32	23	vs. Atlanta	10/19/80	169	9	Devery Henderson	vs. Cincinnati	11/19/06
323	Drew Brees	26	20	vs. Green Bay	11/24/08	167	9	Joe Horn	vs. San Francisco	11/5/00
323	Drew Brees	42	32	at Atlanta	1/3/16	167	11	Willie Jackson	at San Francisco	11/11/01
323	Drew Brees	39	28	at San Francisco	11/6/16	167	5	Joe Horn	vs. Kansas City	11/14/04
322	Drew Brees	43	30	at Atlanta	11/13/11	166	8	Marques Colston	vs. N.Y. Giants	10/18/09
322	Drew Brees	46	26	at Tampa Bay	9/15/13	165	8	Danny Abramowicz	at Cincinnati	11/29/70
320	Bobby Hebert	39	28	vs. L.A. Raiders	12/16/91	164	3	Eric Martin	vs. Green Bay	9/14/86
320	Drew Brees	60	35	at Chicago	12/30/07	163*	6	Marques Colston	vs. Baltimore	10/29/06
320	Drew Brees	30	26	vs. Oakland	10/12/08	162	5	Kenny Stills	at Pittsburgh	11/30/14
318	Aaron Brooks	40	23	vs. Cleveland	11/24/02	160	8	Joe Horn	vs. Carolina	12/5/04
317	Steve Walsh	42	25	at San Francisco	12/1/91	159	4	Larry Burton	at Atlanta	11/27/75
316	Aaron Brooks	41	24	at St. Louis Rams	9/26/04	159	10	Marques Colston	vs. Jacksonville	11/4/07
315	Drew Brees	30	26	vs. Arizona	12/16/07	158	4	Devery Henderson	at Atlanta	11/26/06
314	Archie Manning	40	25	vs. San Francisco	9/7/80	<b>157</b>	<b>10</b>	<b>Tre'Quan Smith</b>	<b>vs. Philadelphia</b>	<b>11/18/18</b>
314	Archie Manning	36	25	at Detroit	10/12/80	156	12	Danny Abramowicz	vs. Pittsburgh	10/29/67
314	Drew Brees	32	24	at Tampa Bay	11/5/06	156	5	Michael Haynes	at Cincinnati	9/15/96
314	Teddy Bridgewater	34	26	vs. Tampa Bay	10/6/19	156	8	Willie Jackson	vs. St. Louis	12/17/01
313	Drew Brees	29	24	at Cincinnati	12/5/10	<b>156</b>	<b>10</b>	<b>Michael Thomas</b>	<b>at Atlanta</b>	<b>1/2/17</b>
313	Drew Brees	42	30	vs. Carolina	12/8/13	154	3	Keith Poole	at Atlanta	10/18/98
313	Drew Brees	47	30	vs. Atlanta	12/21/14	153	8	Eric Martin	vs. Cleveland	10/14/90
312	Drew Brees	39	30	vs. Atlanta	10/15/15	153	9	Marques Colston	at Green Bay	9/30/12
312	Drew Brees	41	31	at Tampa Bay	12/13/15	153*	10	Marques Colston	at Dallas	12/23/12
312	Drew Brees	38	26	at Las Vegas	9/21/20	<b>152</b>	<b>13</b>	<b>Michael Thomas</b>	<b>vs. Atlanta</b>	<b>11/10/19</b>
311	Drew Brees	34	25	at Philadelphia	9/20/09	151	8	Eric Martin	at Phoenix	11/08/92
311	Drew Brees	32	27	vs. Green Bay	10/26/14	150	9	Quinn Early	at Minnesota	11/19/95
311	Drew Brees	39	30	vs. Carolina	11/24/19	150	13	Joe Horn	vs. Carolina	12/2/01
311	Drew Brees	26	19	vs. Minnesota	12/25/20	149	6	Lance Moore	vs. Atlanta	9/26/10
310	Luke McCown	38	31	at Carolina	9/27/15	148	8	Sean Dawkins	at San Francisco	11/22/98
310	Drew Brees	36	28	vs. L.A. Rams	11/27/16	148	8	Joe Horn	vs. Indianapolis	11/18/01
308	Bobby Hebert	49	31	vs. San Francisco	10/8/89	147*	9	Benjamin Watson	vs. N.Y. Giants	11/1/15
308	Drew Brees	33	25	vs. Atlanta	11/2/09	<b>147</b>	<b>9</b>	<b>Chris Olave</b>	<b>at Carolina</b>	<b>9/25/22</b>
307	Aaron Brooks	39	16	at New England	11/25/01	146	10	Eric Martin	at Washington	11/6/88
307	Drew Brees	39	23	vs. Atlanta	12/26/11	146	7	Jimmy Graham	vs. Atlanta	11/11/12
307	Drew Brees	39	26	vs. Tampa Bay	12/16/12	145	7	Al Dodd	at St. Louis	11/2/69
307	Drew Brees	30	29	vs. Indianapolis	12/16/19	145	7	Marques Colston	vs. Carolina	1/1/12
306	Archie Manning	40	25	vs. Philadelphia	11/9/80	144	7	Danny Abramowicz	at Washington	12/17/67
305	Drew Brees	44	34	vs. Pittsburgh	10/31/10	144	8	Henry Childs	at San Francisco	12/7/80
305	Drew Brees	43	30	vs. San Francisco	11/17/13	143*	9	Joe Horn	vs. N.Y. Giants	9/19/05
303	Archie Manning	53	33	at Green Bay	9/10/78	143*	6	Brandin Cooks	vs. Oakland	9/11/16
303	Drew Brees	29	21	vs. Denver	11/13/16	142	8	Robert Meachem	at Washington	12/6/09
302	John Fourcade	27	15	at Buffalo	12/10/89	141*	8	Donté Stallworth	vs. N.Y. Giants	9/19/05
302	Drew Brees	49	35	at Atlanta	12/27/10	141*	6	Willie Snead IV	at Philadelphia	10/11/15
301	Archie Manning	39	24	vs. New England	12/21/80	141	7	Ted Ginn Jr.	at Green Bay	10/22/17
301	Bobby Hebert	35	22	at San Francisco	11/15/92	140	7	Danny Abramowicz	vs. San Francisco	12/13/70
300	Dave Wilson	45	19	at Atlanta	10/20/85	140	8	Wes Chandler	vs. Atlanta	10/19/80
						140	7	Marques Colston	at Atlanta	11/9/08
						139*	9	Wes Chandler	vs. Philadelphia	11/9/80
						<b>139</b>	<b>13</b>	<b>Alvin Kamara</b>	<b>vs. Green Bay</b>	<b>9/27/20</b>
						138	4	Eddie Kennison	vs. Atlanta	10/10/99
						138	7	Joe Horn	at Atlanta	12/9/01
						<b>136</b>	<b>12</b>	<b>Michael Thomas</b>	<b>at Tennessee</b>	<b>12/22/19</b>
						135	10	Jimmy Graham	at Chicago	10/6/13
						135	5	Eugene Goodlow	vs. San Francisco	12/15/85
						134	3	Joe Horn	at Atlanta	11/17/02
						134	9	Jimmy Graham	vs. Arizona	9/22/13
						<b>134</b>	<b>11</b>	<b>Michael Thomas</b>	<b>vs. San Francisco</b>	<b>12/8/19</b>
						133	8	Joe Horn	at Atlanta	10/19/03
						133	9	Joe Horn	vs. NY Giants	12/14/03
						132	6	Eric Martin	vs. L.A. Rams	10/30/88
						132	10	Floyd Turner	at San Francisco	12/1/91
						132	5	Marques Colston	at Carolina	10/1/06

**MOST BY PLAYER:** Drew Brees (116), Aaron Brooks (10), Archie Manning (9), Jim Everett (6), Bobby Hebert (4), Billy Joe Tolliver (2), Dave Wilson (2), Teddy Bridgewater (1), Kerry Collins (1), Andy Dalton (1), John Fourcade (1), Billy Kilmer (1), Luke McCown (1), Ken Stabler (1), Steve Walsh (1), Wade Wilson (1), **Jameis Winston** (1).

## 100 YARD RECEIVING GAMES (256)

Yds	No	Player	Opponent	Date
211	12	Michael Thomas	vs. L.A. Rams	11/4/18
205	6	Wes Chandler	vs. Atlanta	9/2/79
200	6	Torrance Small	at Denver	12/24/94



# BIG GAMES

132	10	Jimmy Graham	at Jacksonville	10/2/11	116	5	Eric Martin	at L.A. Rams	10/22/89
131	6	Hoby Brenner	vs. St. Louis	9/23/84	116	12	Joe Horn	at San Diego	9/10/00
131	5	Eric Martin	vs. N.Y. Jets	10/15/89	116	7	Joe Horn	vs. Atlanta	12/17/00
131	10	Eric Martin	at Washington	11/18/90	116*	3	Devery Henderson	vs. New England	11/30/09
131	9	Reggie Bush	vs. San Francisco	12/3/06	116	9	Jimmy Graham	at N.Y. Jets	11/3/13
131*	9	Marques Colston	vs. San Diego	10/7/12	115	9	Danny Abramowicz	vs. Baltimore	10/19/69
<b>131</b>	<b>9</b>	<b>Michael Thomas</b>	<b>at Chicago</b>	<b>10/20/19</b>	115	4	Paul Seal	vs. Philadelphia	10/27/74
<b>130</b>	<b>10</b>	<b>Michael Thomas</b>	<b>at Kansas City</b>	<b>10/23/16</b>	115	5	Floyd Turner	vs. Atlanta	11/24/91
130	6	Eric Martin	vs. Houston	12/13/87	115	5	Lance Moore	vs. Green Bay	11/24/08
129	8	Danny Abramowicz	vs. Pittsburgh	12/21/69	115*	9	Jimmy Graham	vs. Carolina	12/30/12
129	8	Donté Stallworth	vs. Buffalo	10/2/05	114	7	Dave Parks	at St. Louis	10/11/70
129	8	Marques Colston	vs. St. Louis	11/11/07	114	3	Michael Lewis	vs. Cleveland	11/24/02
129	8	Jimmy Graham	at Carolina	10/9/11	114	3	Donté Stallworth	vs. Dallas	12/28/03
129	3	Kenny Stills	vs. Buffalo	10/27/13	114	8	Marques Colston	vs. Arizona	12/16/07
<b>129*</b>	<b>10</b>	<b>Michael Thomas</b>	<b>at Atlanta</b>	<b>9/23/18</b>	114*	7	Darren Sproles	vs. Miami	9/30/13
<b>128</b>	<b>10</b>	<b>Alvin Kamara</b>	<b>at Seattle</b>	<b>10/25/21</b>	114*	8	Marques Colston	vs. N.Y. Giants	11/1/15
128	13	Darren Sproles	at Carolina	9/16/12	114	8	<b>Michael Thomas</b>	<b>at Tampa Bay</b>	<b>11/17/19</b>
<b>128</b>	<b>12</b>	<b>Michael Thomas</b>	<b>vs. Indianapolis</b>	<b>12/16/19</b>	114	7	Jarvis Landry	at Atlanta	9/11/22
127	12	John Beasley	at San Diego	11/18/73	113	5	Danny Abramowicz	vs. San Francisco	11/23/69
127	4	Wes Chandler	at San Francisco	9/23/79	113*	4	Brett Bech	vs. Buffalo	12/27/98
127	4	Quinn Early	vs. L.A. Raiders	12/16/91	113	9	Andre Hastings	at St. Louis	11/28/99
127	10	Benjamin Watson	vs. Atlanta	10/15/15	113	9	Donté Stallworth	vs. San Francisco	9/19/04
126*	5	Joe Horn	vs. Baltimore	10/29/06	113	5	Donté Stallworth	at Dallas	12/12/04
125	6	Reggie Bush	at Dallas	12/10/06	113	8	David Patten	at Seattle	10/14/07
125	9	Marques Colston	vs. Carolina	12/8/13	113	8	Marques Colston	vs. Seattle	11/12/10
124	5	Randal Hill	vs. Arizona	12/14/97	113	8	Marques Colston	at Atlanta	11/13/11
124*	7	Jimmy Graham	at Tampa Bay	10/16/11	112	7	Henry Childs	at Green Bay	9/9/79
124	10	Brandin Cooks	vs. Detroit	12/21/15	112*	10	Cameron Cleeland	vs. Buffalo	12/27/98
<b>124*</b>	<b>15</b>	<b>Alvin Kamara</b>	<b>at Atlanta</b>	<b>9/23/18</b>	112	8	Reggie Bush	vs. Tampa Bay	9/7/08
123	9	Joe Horn	at Oakland	10/24/04	112	10	Marques Colston	vs. Cleveland	10/24/10
123*	11	Marques Colston	at Tampa Bay	11/5/06	112	9	<b>Alvin Kamara</b>	<b>vs. Tampa Bay</b>	<b>9/9/18</b>
123	7	Marques Colston	vs. Carolina	12/28/08	112	11	<b>Michael Thomas</b>	<b>vs. Arizona</b>	<b>10/27/19</b>
123*	8	Devery Henderson	vs. San Diego	10/7/12	112	6	Marquez Callaway	at Tampa Bay	12/19/21
123	7	Lance Moore	at Atlanta	11/29/12	111	6	Hoby Brenner	at Atlanta	10/20/85
123	5	Brandin Cooks	vs. Jacksonville	12/27/15	111	8	Eric Martin	vs. Denver	11/20/88
<b>123*</b>	<b>10</b>	<b>Michael Thomas</b>	<b>vs. Houston</b>	<b>9/9/19</b>	111	7	Eric Martin	vs. Houston	9/5/93
122	14	Tony Galbreath	at Green Bay	9/10/78	111	6	Donté Stallworth	at Cincinnati	12/22/02
122	4	Andre Hastings	vs. Dallas	12/6/98	111	10	Joe Horn	vs. Houston	9/14/03
122*	8	Robert Wilson	vs. Denver	12/3/00	111*	3	Devery Henderson	at Tampa Bay	11/5/06
122	10	Donté Stallworth	vs. Denver	11/21/04	111*	6	Marques Colston	at Detroit	10/19/14
122	9	David Patten	at Atlanta	12/10/07	111	3	<b>Tre'Quan Smith</b>	<b>vs. Washington</b>	<b>10/8/18</b>
122	7	Willie Snead IV	vs. Tampa Bay	12/13/15	110	5	Danny Abramowicz	vs. San Francisco	9/26/71
122	12	Emmanuel Sanders	vs. L.A. Chargers	10/12/20	110	5	Dave Parks	at San Francisco	10/22/72
121	6	Henry Childs	at Seattle	11/18/79	110	5	Sean Dawkins	vs. Carolina	9/13/98
121	5	Michael Haynes	vs. San Francisco	11/3/96	110	9	Boo Williams	at Philadelphia	11/23/03
121	5	Randal Hill	at Chicago	10/5/97	110	6	Joe Horn	vs. Seattle	9/12/04
121	8	Joe Horn	at St. Louis Rams	10/28/01	110	6	Joe Horn	vs. Philadelphia	10/15/06
121#	12	Pierre Thomas	at Chicago	12/30/07	110	5	Marques Colston	at Atlanta	9/7/14
121*	4	Marques Colston	vs. New England	11/30/09	109	2	Walt Roberts	at Philadelphia	11/19/67
121	9	Lance Moore	at Tampa Bay	10/21/12	109	8	Joe Horn	vs. San Francisco	10/20/02
121*	4	Lance Moore	vs. Carolina	12/30/12	109	5	David Patten	at San Francisco	10/28/07
120	4	Dave Parks	at N.Y. Giants	10/8/72	109	7	Coby Fleener	vs. Atlanta	9/26/16
120	9	Eric Martin	vs. Philadelphia	12/18/89	109	11	<b>Michael Thomas</b>	<b>vs. Pittsburgh</b>	<b>12/23/18</b>
120	5	Eric Martin	vs. Cincinnati	1/2/94	108	8	Joe Horn	at Tampa Bay	9/8/02
120	6	Andre Hastings	vs. St. Louis Rams	12/7/97	108	5	Az-Zahir Hakim	at Green Bay	10/9/05
120	6	Joe Horn	vs. Green Bay	9/15/02	108	9	<b>Michael Thomas</b>	<b>vs. L.A. Rams</b>	<b>11/27/16</b>
120	6	Lance Moore	vs. Washington	9/9/12	107	5	Eric Martin	vs. L.A. Rams	11/26/89
119*	4	Ike Harris	vs. Philadelphia	11/9/80	107	7	Marques Colston	vs. Dallas	11/10/13
119	6	Mike Jones	vs. Miami	12/7/86	107*	5	Brandin Cooks	at Philadelphia	10/11/15
119	3	Robert Meachem	vs. Detroit	12/4/11	106	7	Tony Galbreath	vs. Oakland	12/3/79
118	9	Joe Horn	vs. Tampa Bay	12/7/03	106	6	Wes Chandler	at Detroit	10/12/80
118	9	Marques Colston	at Houston	11/18/07	106	5	Joe Horn	vs. Tampa Bay	12/1/02
118*	7	Marques Colston	at Tampa Bay	10/16/11	106	6	Marques Colston	at Tampa Bay	11/30/08
118	10	Marques Colston	at Cleveland	9/14/14	106	3	Robert Meachem	at Cincinnati	12/5/10
117	7	Wes Chandler	vs. Atlanta	11/12/78	106	2	Joseph Morgan	at N.Y. Giants	12/9/12
117*	3	Henry Childs	at Atlanta	11/25/79	106	7	<b>Chris Olave</b>	<b>at Arizona</b>	<b>10/20/22</b>
117	8	Wes Chandler	at Atlanta	9/6/81	105	9	Danny Abramowicz	at Atlanta	12/7/69
117	8	Quinn Early	vs. Green Bay	12/16/95	105	6	Hoby Brenner	vs. Chicago	9/18/83
117	9	<b>Michael Thomas</b>	<b>at Buffalo</b>	<b>11/12/17</b>	105	5	Joe Horn	at San Francisco	12/10/00
117	10	<b>Michael Thomas</b>	<b>at Atlanta</b>	<b>12/7/17</b>	105	8	Willie Jackson	at N.Y. Giants	9/30/01



RECORDS

# BIG GAMES

105	4	Jeremy Shockey	at Miami	10/25/09
105	6	Marques Colston	at Dallas	11/25/10
105	7	Marques Colston	at Tennessee	12/11/11
105	9	<b>Michael Thomas</b>	<b>at Atlanta</b>	<b>12/6/20</b>
104	6	Keith Poole	at Carolina	1/2/00
104	4	Devery Henderson	vs. Minnesota	10/6/08
104*	7	Darren Sproles	at Dallas	12/23/12
104	6	Brandin Cooks	vs. Carolina	12/6/15
104	9	<b>Michael Thomas</b>	<b>vs. Atlanta</b>	<b>11/22/15</b>
103	6	Dave Parks	vs. Pittsburgh	12/15/68
103	6	Wes Chandler	vs. San Francisco	12/3/78
103*	6	Wes Chandler	at Atlanta	11/25/79
103	6	Larry Hardy	vs. San Francisco	9/7/80
103	6	Lindsay Scott	vs. St. Louis	9/12/82
103	6	Eric Martin	vs. L.A. Rams	10/11/92
103	5	Michael Haynes	at Atlanta	12/11/94
103	5	Devery Henderson	vs. Detroit	9/13/09
103	3	Devery Henderson	vs. Chicago	9/18/11
103*	5	Kenny Stills	at Detroit	10/19/14
102	6	Sean Dawkins	at Carolina	11/1/98
102	5	Donté Stallworth	vs. Carolina	12/18/05
102	8	Lance Moore	at Kansas City	11/16/08
102	8	Lance Moore	at Kansas City	11/16/08
102	5	<b>Chris Olave</b>	<b>vs. L.A. Rams</b>	<b>11/20/22</b>
101	4	Tyrone Young	at Cleveland	10/28/84
101	3	Hoby Brenner	vs. Cincinnati	12/9/84
101	7	Eric Martin	at St. Louis	10/11/87
101	2	Eric Martin	vs. Tampa Bay	12/6/87
101	8	Quinn Early	vs. Kansas City	9/4/94
101	6	Joe Horn	at Carolina	11/10/02
101	8	Donté Stallworth	at Seattle	9/7/03
101	9	Joe Horn	at Atlanta	11/28/04
101	4	Devery Henderson	vs. Carolina	10/7/07
101	7	Lance Moore	vs. San Francisco	9/28/08
101	10	Robert Meachem	at Atlanta	12/27/10
101	6	<b>Alvin Kamara</b>	<b>at L.A. Rams</b>	<b>11/26/17</b>
101*	7	Ted Ginn Jr.	vs. Houston	9/9/19
101	10	<b>Michael Thomas</b>	<b>vs. Carolina</b>	<b>11/24/19</b>
100	3	Henry Childs	at Atlanta	11/26/78
100	4	Eric Martin	at Buffalo	12/10/89
100	6	Az-Zahir Hakim	at St. Louis	10/23/05
100	4	Jimmy Graham	vs. Houston	9/25/11
100*	4	Jimmy Graham	vs. Miami	9/30/13
100	5	Jimmy Graham	at Atlanta	11/21/13
100	6	Devery Henderson	at Green Bay	9/8/11

\* - part of a dual 100-yard game

# - part of a 100-yard receiving/100-yard rushing game

**MOST BY PLAYER:** Marques Colston (28), Joe Horn (28), **Michael Thomas** (21), Eric Martin (18), Jimmy Graham (13), Danny Abramowicz (10), Devery Henderson (10), Wes Chandler (9), Donté Stallworth (9), Lance Moore (8), Brandin Cooks (7), Henry Childs (5), **Alvin Kamara** (5), Hoby Brenner (4), Quinn Early (4), Robert Meachem (4), Dave Parks (4), Reggie Bush (3), Sean Dawkins (3), Andre Hastings (3), Michael Haynes (3), Willie Jackson (3), **Chris Olave** (3), David Patten (3), Willie Snead IV (3), Darren Sproles (3), Kenny Stills (3), Floyd Turner (3), Tony Galbreath (2), Ted Ginn Jr. (2), Az-Zahir Hakim (2), Randal Hill (2), Keith Poole (2), Benjamin Watson (2), **Tre'Quan Smith** (2), John Beasley (1), Brett Bech (1), Larry Burton (1), Marquez Callaway (1), Cameron Cleland (1), Al Dodd (1), Coby Fleener (1), Eugene Goodlow (1), Larry Hardy (1), Ike Harris (1), Mike Jones (1), Eddie Kennison (1), Jarvis Landry (1), Michael Lewis (1),

Joseph Morgan (1), Walt Roberts (1), Emmanuel Sanders (1), Lindsay Scott (1), Paul Seal (1), Jeremy Shockey (1), Torrance Small (1), Pierre Thomas (1), Boo Williams (1), Robert Wilson (1), Tyrone Young (1).

## 3-SACK GAMES (40)

Sacks	Player	Opponent	Date
4.5	Wayne Martin	vs. Atlanta	12/3/92
4	Rickey Jackson	at Atlanta	12/14/86
4	Rickey Jackson	at Detroit	9/18/88
4	Pat Swilling	vs. Tampa Bay	11/11/90
4	Wayne Martin	vs. Detroit	9/21/97
4	<b>Cameron Jordan</b>	<b>at Atlanta</b>	<b>11/28/19</b>
3.5	<b>Cameron Jordan</b>	<b>vs. Carolina</b>	<b>1/2/22</b>
3.5	Jim Wilks	at Philadelphia	12/11/83
3.5	Pat Swilling	at Atlanta	11/19/89
3	Bruce Clark	vs. Tampa Bay	9/9/84
3	Bruce Clark	at L.A. Raiders	10/13/85
3	Rickey Jackson	at Cincinnati	12/20/87
3	Pat Swilling	vs. N.Y. Giants	11/27/88
3	Pat Swilling	at L.A. Rams	10/22/89
3	Pat Swilling	vs. Atlanta	10/29/89
3	Frank Warren	vs. Philadelphia	12/18/89
3	Rickey Jackson	at Atlanta	9/29/91
3	Pat Swilling	at L.A. Rams	11/3/91
3	Rickey Jackson	vs. L.A. Rams	10/11/92
3	Renaldo Turnbull	vs. Detroit	9/19/93
3	Renaldo Turnbull	at Phoenix	10/31/93
3	Rickey Jackson	vs. Green Bay	11/14/93
3	Darion Conner	at Tampa Bay	9/18/94
3	La'Roi Glover	vs. St. Louis	11/15/98
3	La'Roi Glover	at Baltimore	12/19/99
3	La'Roi Glover	at Chicago	10/8/00
3	La'Roi Glover	vs. Carolina	10/15/00
3	Joe Johnson	at Carolina	11/12/00
3	La'Roi Glover	at St. Louis	11/26/00
3	Joe Johnson	at Buffalo	9/9/01
3	Charlie Clemons	at N.Y. Giants	9/30/01
3	Darrin Smith	vs. Pittsburgh	10/6/02
3	Darren Howard	at Washington	10/13/02
3	Willie Whitehead	at Tampa Bay	11/12/03
3	Charles Grant	at St. Louis	9/26/04
3	<b>Cameron Jordan</b>	<b>vs. Philadelphia</b>	<b>11/5/12</b>
3	Junior Galette	vs. Carolina	12/8/13
3	<b>Cameron Jordan</b>	<b>vs. Atlanta</b>	<b>10/15/15</b>
3	David Onyemata	at Dallas	11/29/18
3	<b>Cameron Jordan</b>	<b>vs. Atlanta</b>	<b>11/22/20</b>
3	<b>Cameron Jordan</b>	<b>at Philadelphia</b>	<b>1/1/23</b>

**MOST BY PLAYER:** Cameron Jordan (6), Rickey Jackson (6), Pat Swilling (6), La'Roi Glover (5), Bruce Clark (2), Joe Johnson (2), Wayne Martin (2), Renaldo Turnbull (2), Frank Warren (1), Darion Conner (1), Charlie Clemons (1), Junior Galette (1), Charles Grant (1), Darren Howard (1), David Onyemata (1), Darrin Smith (1), Willie Whitehead (1), Jim Wilks (1).

## REGULAR SEASON

### 600+ YARDS TOTAL OFFENSE

**SAINTS** – 608, vs. N.Y. Giants, 11/11/15 (103 rushing, 505 passing) **Opponent** – 605, vs. Minnesota, 10/17/04 (188 rushing, 417 passing)

### 500+ YARDS TOTAL OFFENSE

**SAINTS** – 583, vs. Minnesota, 12/25/20 (264 rushing, 319 passing) **Opponent** – 516, vs. San Francisco, 12/8/19 (162 rushing, 354 passing)

### 400+ YARDS TOTAL OFFENSE

**SAINTS** – 494, at Arizona, 10/20/22 (85 rushing, 409 passing) **Opponent** – 416, at Atlanta, 9/11/22 (201 rushing, 215 passing)

### 400+ YARDS PASSING BY A PLAYER

**SAINTS** – 439, QB Drew Brees, vs. Tampa Bay, 9/9/18 (45-37-3-0) **Opponent** – 402, QB Daniel Jones vs. New York Giants, 10/3/21 (40-28-2-1)

### 300+ YARDS PASSING BY A PLAYER

**SAINTS** – 361, QB Andy Dalton, at Arizona, 10/22/22 (47-30-4-3) **Opponent** – 300, QB Joe Burrow, vs. Cincinnati, 10/16/22 (37-28-23-0)

### SEVEN TD PASSES BY A PLAYER

**SAINTS** – QB Drew Brees, vs. N.Y. Giants, 11/11/15 **Opponent** – Has never happened

### SIX TD PASSES BY A PLAYER

**SAINTS** – QB Drew Brees, vs. Detroit, 9/13/09 **Opponent** – QB Eli Manning, vs. N.Y. Giants, 11/11/15

### FIVE TD PASSES BY A PLAYER

**SAINTS** – QB Jameis Winston, vs. Green Bay, 9/12/21 **Opponent** – QB Cam Newton, vs. Carolina, 12/6/15

### FOUR TD PASSES BY A PLAYER

**SAINTS** – QB Andy Dalton, at Arizona, 10/20/22 **Opponent** – QB Josh Allen, vs. Buffalo, 11/25/21

### 200 YARDS RUSHING BY A PLAYER

**SAINTS** – 203, RB Rueben Mayes (28 att.), vs. Miami, 12/7/86 **Opponent** – 210, RB DeAngelo Williams (21 att.), vs. Carolina, 12/30/12

### 100 YARDS RUSHING BY A PLAYER

**SAINTS** – 103, RB Alvin Kamara (23 att.), vs. Carolina, 1/8/23 **Opponent** – 139, RB Tyler Allgeier (17 att.), vs. Atlanta, 12/18/22

### TWO 100-YARD RUSHERS IN A GAME

**SAINTS** – 112, TE Taysom Hill (9 att.) & 103, RB Alvin Kamara (23 att.), vs. Seattle, 10/9/22 **Opponent** – 115, RB Miles Sanders (14 att.) and 106, QB Jalen Hurts (18 att.), at Philadelphia, 12/13/20

### 300 YARDS RECEIVING BY A PLAYER

**SAINTS** – Has never happened **Opponent** – 336, WR Willie Anderson, vs. L.A. Rams, 11/26/89 (15 rec.) – **NFL Record**

### 200 YARDS RECEIVING BY A PLAYER

**SAINTS** – 211, WR Michael Thomas, vs. L.A. Rams, 11/4/18 (12 rec.) **Opponent** – 218, WR Alshon Jeffery, at Chicago, 10/6/13 (10 rec.)

### 100 YARDS RECEIVING BY A PLAYER

**SAINTS** – 102, WR Chris Olave (5 rec.), at L.A. Rams, 11/20/22 **Opponent** – 115, WR DeVonta Smith (9 rec.) at Philadelphia, 1/1/23

### TWO 100-YARD RECEIVERS IN A GAME

**SAINTS** – 101, WR Ted Ginn Jr. (7 rec.) and 123, WR Michael Thomas (10 rec.), vs. Houston, 9/9/19 **Opponent** – 118, WR DJ Curtis Samuel (7 rec.) and 101, WR DJ Moore (5 rec.), at Carolina, 1/3/21

### SIX TDS RUSHING BY A PLAYER

**SAINTS** – RB Alvin Kamara, vs. Minnesota, 12/25/20 **Tied NFL Record** **Opponent** – Has never happened

### FOUR TDS RUSHING BY A PLAYER

**SAINTS** – Has never happened **Opponent** – RB Mike Anderson, vs. Denver, 12/3/00

### THREE TDS RUSHING BY A PLAYER

**SAINTS** – TE Taysom Hill, vs. Seattle, 10/9/22 **Opponent** – QB Jalen Hurts, at Philadelphia, 11/21/21

### FOUR TD CATCHES BY A PLAYER

**SAINTS** – WR Joe Horn, vs. N.Y. Giants, 12/14/03 **Opponent** – WR Dave Williams, at St. Louis Cardinals, 11/2/69

### THREE TD CATCHES BY A PLAYER

**SAINTS** – WR Marques Colston, vs. San Diego, 10/7/12 **Opponent** – WR Odell Beckham Jr., vs. N.Y. Giants, 11/11/15

### SIX TDS BY A PLAYER (rushing, receiving, return)

**SAINTS** – RB Alvin Kamara, vs. Minnesota, 12/25/20 (six rushing) **Tied**

### NFL Record

**Opponent** – Has never happened

### FOUR TDS BY A PLAYER (rushing, receiving, return)

**SAINTS** – RB Reggie Bush, vs. San Francisco, 12/3/06 (three rushing, one receiving) **Opponent** – RB Mike Anderson, vs. Denver, 12/3/00 (all rushing)

### THREE TDS BY A PLAYER (rushing, receiving, return)

**SAINTS** – TE Taysom Hill, vs. Seattle 10/9/22 (all rushing) **Opponent** – QB Jalen Hurts at Philadelphia, 11/21/21 (all rushing)

### SEVEN FIELD GOALS ATTEMPTED BY A PLAYER

**SAINTS** – K Morten Andersen, vs. San Francisco, 10/25/87 (Five made) **Opponent** – K Bobby Howfield, at N.Y. Jets, 12/3/72 (Six made)

### SIX FIELD GOALS ATTEMPTED IN A GAME BY A PLAYER

**SAINTS** – K John Carney, at St. Louis Rams, 9/26/04 (Five made) **Opponent** – K Ryan Succop, vs. Kansas City, 9/23/12 (Six made)

### FIVE FIELD GOALS ATTEMPTED IN A GAME BY A PLAYER

**SAINTS** – K Wil Lutz, at Chicago, 11/1/20 (Four made) **Opponent** – K Greg Joseph, vs. Minnesota (London), 10/2/22 (Five made).

### FOUR FIELD GOALS ATTEMPTED BY A PLAYER

**SAINTS** – K Wil Lutz, vs. Cincinnati, 10/16/22 (Four made) **Opponent** – K Matthew Wright, at Pittsburgh, 11/13/22 (Two made)

### SIX FIELD GOALS CONVERTED BY A PLAYER

**SAINTS** – Has never happened **Opponent** – K Ryan Succop, vs. Kansas City, 9/23/12 (Six attempts)

### FIVE FIELD GOALS CONVERTED BY A PLAYER

**SAINTS** – K John Carney, at St. Louis Rams, 9/26/04 (Six attempts) **Opponent** – K Greg Joseph, vs. Minnesota (London), 10/2/22 (Five attempts).

### FOUR FIELD GOALS CONVERTED BY A PLAYER

**SAINTS** – K Wil Lutz, vs. Cincinnati, 10/16/22 (Four attempts) **Opponent** – K Jake Elliott, at Philadelphia, 11/21/21 (Four attempts)



RECORDS

# LAST TIME

## THREE INTS IN A GAME BY A PLAYER

**SAINTS** – S **Sammy Knight**, at Buffalo, 9/9/01 (40 yards) **Opponent** – LB **Keith Bulluck**, vs. Tennessee, 9/21/07 (51 yards)

## INTERCEPTION RETURNED FOR A TD

**SAINTS** – CB **Marshon Lattimore** (12 yards), at Philadelphia, 1/1/23 **Opponent** – LB **Isaiah Simmons** (56 yards) at Arizona, 10/22/22

## FUMBLE RETURNED FOR A TD

**SAINTS** – S **Vonn Bell**, at Seattle, 9/22/19 (33 yards) **Opponent** – S **Justin Evans**, vs. Tampa Bay, 9/9/18, (34 yards)

## PUNT RETURNED FOR A TD

**SAINTS** – WR/RS **Deonte Harris**, at Seattle, 9/22/19 (53 yards) **Opponent** – CB **Jamal Agnew**, vs. Detroit, 10/15/17 (74 yards)

## KICKOFF RETURNED FOR A TD

**SAINTS** – RB **Alvin Kamara**, at Tampa Bay, 12/31/17 (106 yards) **Opponent** – WR **Cordarrelle Patterson**, at Chicago, 10/20/19 (102 yards)

## PUNT BLOCKED

**SAINTS** – LB **Andrew Dowell**, at New England, 9/26/21 **Opponent** – DE **Robert Quinn**, at St. Louis Rams, 10/30/11

## PUNT BLOCKED AND RETURNED FOR TD

**SAINTS** – DB **Justin Hardee**, vs. Tampa Bay, 11/5/17 (7 yards) **Opponent** – FB **Mosi Tatupu**, vs. New England, 11/30/86 (17 yards)

## PUNT BLOCKED RECOVERED IN END ZONE FOR TD

**SAINTS** – S **Steve Gleason** (Blocked) and CB **Curtis Deloatch** (Recovered for TD) vs. Atlanta, 9/25/06 **Opponent** – LB **Roy Bennett**, at San Diego, 10/9/88

## PUNT BLOCKED FOR A SAFETY

**SAINTS** – CB **Robert Massey**, vs. Cleveland, 10/14/90. **Opponent** – Has never happened.

## SAFETY SCORED

**SAINTS** – fumble went out of bounds in end zone, vs. Kansas City, 12/20/20 **Opponent** – QB **Drew Brees** sacked in end zone, vs. Kansas City, 9/23/12

## FIELD GOAL BLOCKED

**SAINTS** – DE **Payton Turner**, at Atlanta, 9/11/22 (63-yard attempt) **Opponent** – DB **CJ Henderson**, vs. Carolina, 1/8/23 (55-yard attempt)

## FG BLOCKED AND RETURNED FOR TD

**SAINTS** – CB **Fred Thomas**, vs. N.Y. Giants, 12/14/03 (64 yards), kick blocked by DT **Kenny Smith** **Opponent** – CB **Janoris Jenkins**, at N.Y. Giants, 9/18/16 (65 yards), kick blocked by DT **Jonathan Hankins**

## PAT KICK MISSED

**SAINTS** – K **Brett Maher**, vs. Carolina, 1/2/22 (right upright) **Opponent** – K **Rodrigo Blankenship**, at Arizona, 10/22/22 (wide left)

## PAT KICK BLOCKED

**SAINTS** – DT **Kevin Williams**, vs. Carolina, 12/6/15 **Opponent** – DB **Justin Simmons**, vs. Denver, 11/13/16

## PAT BLOCKED AND RETURNED FOR A TWO-POINT CONVERSION

**SAINTS** – LB **Stephone Anthony** (82 yds.), vs. Carolina, 12/6/15 **Opponent** – S **Will Parks**, vs. Denver, 11/13/16, kick blocked by DB **Justin Simmons**

## TWO-POINT ATTEMPT MADE

**SAINTS** – RB **Mark Ingram** rush, vs. Seattle, 10/9/22 **Opponent** – RB **Tyler Allgeier** run, vs. Atlanta, 12/18/22

## TWO-POINT ATTEMPT FAILED

**SAINTS** – QB **Trevor Siemian** pass, vs. Buffalo, 11/25/21 **Opponent** – QB **Joe Burrow** pass, vs. Cincinnati, 10/16/22

## 40+ POINTS SCORED IN A GAME

**SAINTS** – 42, at Carolina, 12/29/19 **Opponent** – 42, at Arizona, 11/20/22

## 50+ POINTS SCORED IN A GAME

**SAINTS** – 52, vs. Minnesota, 12/25/20 **Opponent** – 52, at N.Y. Giants, 12/9/12

## SHUTOUT SCORED IN A GAME

**SAINTS** – 24-0, vs. Las Vegas, 10/30/22 **Opponent** – 0-13, at San Francisco, 11/27/22



# INDIVIDUAL PLAYOFF RECORDS



RECORDS

## SCORING

### MOST POINTS

**SAINTS** - 18, Willie Jackson, vs. St. Louis Rams (12/30/00)  
**Opponent** - 18, Adrian Peterson, vs. Minnesota (1/24/10)

### MOST TOUCHDOWNS

**SAINTS** - 3, Willie Jackson, vs. St. Louis Rams (12/30/00)  
**Opponent** - 3, Adrian Peterson, vs. Minnesota (1/24/10)

### MOST PATS

**SAINTS** - 6 (2x), last John Kasay, vs. Detroit (1/7/12)  
**Opponent** - 5, Chuck Nelson, vs. Minnesota (1/3/88)

## RUSHING

### MOST YARDS GAINED

**SAINTS** - 143, Deuce McAllister (21 att.), vs. Philadelphia (1/13/07)  
**Opponent** - 140, Marshawn Lynch (28 att.), at Seattle (1/11/14)

### MOST ATTEMPTS

**SAINTS** - 23, Alvin Kamara, vs. Chicago (1/10/20)  
**Opponent** - 28 (2x), last Dalvin Cook, vs. Minnesota (1/5/20)

### MOST TOUCHDOWNS

**SAINTS** - 2 (2x), Julius Jones, at Seattle (1/8/11); Darren Sproles, vs. Detroit (1/7/12)  
**Opponent** - 3, Adrian Peterson, vs. Minnesota (1/24/10)

### HIGHEST AVERAGE PER ATTEMPT (min. 4 rushes)

**SAINTS** - 16.8 (5-84 yds.), Reggie Bush, vs. Arizona (1/16/10)  
**Opponent** - 14.5 (6-87 yds.), Tim Hightower, vs. Arizona (1/16/10)

### LONGEST SCORING RUSH

**SAINTS** - 46, Reggie Bush, vs. Arizona (1/16/10)  
**Opponent** - 70, Tim Hightower, vs. Arizona (1/16/10)

### LONGEST NON-SCORING RUSH

**SAINTS** - 36, Mark Ingram II, vs. Philadelphia (1/13/19)  
**Opponent** - 42, Frank Gore, at San Francisco (1/14/12)

## PASSING

### MOST TOTAL YARDS GAINED

**SAINTS** - 466, Drew Brees, at San Francisco (1/14/12)  
**Opponent** - 380, Matthew Stafford, vs. Detroit (1/7/12)

### MOST ATTEMPTS

**SAINTS** - 63, Drew Brees, at San Francisco (1/14/12)  
**Opponent** - 46, Brett Favre, vs. Minnesota (1/24/10)

### MOST COMPLETED

**SAINTS** - 40, Drew Brees, at San Francisco (1/14/12)  
**Opponent** - 31, Peyton Manning, vs. Indianapolis (2/7/10)

### MOST TOUCHDOWNS

**SAINTS** - 4 (2x), Aaron Brooks, vs. St. Louis Rams (12/30/00); Drew Brees, at San Francisco (1/14/12)  
**Opponent** - 4, Matt Hasselbeck, at Seattle (1/8/11)

### HIGHEST COMPLETION PERCENTAGE (min. 10 att.)

**SAINTS** - 82.1 (32-of-39), Drew Brees, vs. Indianapolis (2/7/10)  
**Opponent** - 68.9 (31-of-45), Peyton Manning, vs. Indianapolis (2/7/10)

### LONGEST SCORING PASS

**SAINTS** - 88, Drew Brees to Reggie Bush, at Chicago (1/21/07)  
**Opponent** - 75, Jeff Garcia to Donté Stallworth, vs. Philadelphia (1/13/07)

## LONGEST NON-SCORING PASS

**SAINTS** - 52, Drew Brees to Robert Meachem, at Seattle (1/14/14)  
**Opponent** - 47, Alex Smith to Vernon Davis, at San Francisco (1/14/12)

## MOST INTERCEPTIONS

**SAINTS** - 3, Bobby Hebert, vs. Philadelphia (1/3/93) and Drew Brees, vs. Tampa Bay (1/17/21)  
**Opponent** - 3, Kurt Warner, vs. St. Louis Rams (12/30/00)

## RECEIVING

### MOST RECEPTIONS

**SAINTS** - 15, Darren Sproles, at San Francisco (1/14/12) - tied  
**NFL playoff record**  
**Opponent** - 12, Calvin Johnson, vs. Detroit (1/7/12)

### MOST YARDS GAINED

**SAINTS** - 171, Michael Thomas, vs. Philadelphia (1/13/19)  
**Opponent** - 211, Calvin Johnson, vs. Detroit (1/7/12)

### MOST TOUCHDOWNS

**SAINTS** - 3, Willie Jackson, vs. St. Louis (12/30/00) - tied  
**NFL playoff record**  
**Opponent** - 2 (6x), last Vernon Davis, at San Francisco (1/14/12)

## INTERCEPTIONS

### MOST INTERCEPTIONS

**SAINTS** - 2 (3x), last Marshon Lattimore, vs. Philadelphia (1/13/19)  
**Opponent** - 2, Eric Allen, vs. Philadelphia (1/3/93)

### LONG INTERCEPTION RETURN

**SAINTS** - 74, Tracy Porter, vs. Indianapolis (2/7/10)  
**Opponent** - 41, Dashon Goldson, at San Francisco (1/14/12)

### MOST YARDS ON INTERCEPTIONS

**SAINTS** - 74 (1 int.), Tracy Porter, vs. Indianapolis (2/7/10)  
**Opponent** - 41 (1 int.), Dashon Goldson, at San Francisco (1/14/12)

### TOUCHDOWNS

**SAINTS** - 1, Tracy Porter (74 yds.), vs. Indianapolis (2/7/10)  
**Opponent** - 1, Eric Allen (18 yds.), vs. Philadelphia (1/3/93)

## KICKOFF RETURNS

### MOST RETURN YARDS

**SAINTS** - 143, Courtney Roby, vs. Minnesota (1/24/10)  
**Opponent** - 139, LaRod Stephens-Howling, vs. Arizona (1/16/10)

### MOST RETURNS

**SAINTS** - 7 (2x), last Michael Lewis, at Chicago (1/21/07)  
**Opponent** - 5 (2x), last Brad Smith, at Philadelphia (1/4/14)

### LONG RETURN

**SAINTS** - 61, Courtney Roby, vs. Minnesota (1/24/10)  
**Opponent** - 42 Cordarelle Patterson, vs. Chicago (1/10/21)

### TOUCHDOWNS

**SAINTS** - none  
**Opponent** - none

## PUNT RETURNS

### MOST RETURN YARDS

**SAINTS** - 109, Reggie Bush, vs. Arizona (1/16/10)  
**Opponent** - 143, Anthony Carter, vs. Minnesota (1/3/88)

# INDIVIDUAL PLAYOFF RECORDS

## MOST RETURNS

**SAINTS** - 4, **Deonte Harris**, vs. Minnesota (1/5/20)  
**Opponent** - 6, Anthony Carter, vs. Minnesota (1/3/88)

## LONG RETURN

**SAINTS** - 83t, Reggie Bush, vs. Arizona (1/16/10)  
**Opponent** - 84t, Anthony Carter, vs. Minnesota (1/3/88)

## TOUCHDOWNS

**SAINTS** - 1, Reggie Bush (83 yds.), vs. Arizona (1/16/10)  
**Opponent** - 1, Anthony Carter (84 yds.), vs. Minnesota (1/3/88)

## PUNTING

### MOST PUNTS

**SAINTS** - 7, Thomas Morstead, vs. Minnesota (1/24/10)  
**Opponent** - 8, Andy Lee, at San Francisco (1/14/12)

### MOST YARDS

**SAINTS** - 359, Thomas Morstead, vs. Minnesota (1/24/10)  
**Opponent** - 396, Andy Lee, at San Francisco (1/14/12)

### HIGHEST GROSS AVERAGE

**SAINTS** - 54.0, Tommy Barnhardt, vs. Atlanta (12/28/91)  
**Opponent** - 51.2, Jeff Feagles, vs. Philadelphia (1/3/93)

### LONG PUNT

**SAINTS** - 66, Thomas Morstead, vs. Arizona (1/16/10)  
**Opponent** - 66, Brad Maynard, vs. Chicago (1/21/07)

### MOST PUNTS INSIDE THE 20

**SAINTS** - 4, Thomas Morstead, vs. Minnesota (1/24/10)  
**Opponent** - 4 (2x), Brad Maynard, vs. Chicago (1/21/07); Andy Lee, at San Francisco (1/14/12)

## FIELD GOALS

### MOST MADE

**SAINTS** - 4, Shayne Graham, at Philadelphia (1/4/14)  
**Opponent** - 4 (2x), last Greg Zuerlein, vs. L.A. Rams (1/20/19)

### MOST ATTEMPTS

**SAINTS** - 4 (2x), Morten Andersen, at Chicago (1/6/91); Shayne Graham, at Philadelphia (1/4/14)  
**Opponent** - 5, Graham Gano, vs. Carolina (1/7/18)

### LONGEST FIELD GOAL MADE

**SAINTS** - 57, Wil Lutz, vs. Carolina (1/7/18)  
**Opponent** - 58, Graham Gano, vs. Carolina (1/7/18)

## DEFENSE

### MOST COMBINED TACKLES

**SAINTS** - 14 (3x), last **Demario Davis**, vs. Philadelphia (1/20/19)  
**Opponent** - 15, Stephen Tulloch, vs. Detroit (1/7/12)

### MOST SOLO TACKLES

**SAINTS** - 12, Sam Mills, at Chicago (1/6/91)  
**Opponent** - 10 (2x), last Devin White, vs. Tampa Bay (1/17/21)

### MOST SACKS

**SAINTS** - 2, Renaldo Turnbull, at Chicago (1/6/91); Frank Warren, vs. Atlanta (12/28/91)  
**Opponent** - 2, Darwin Walker, vs. Philadelphia (1/13/07)

## MISCELLANEOUS

### LONGEST SCORING DRIVE - PLAYS

**SAINTS** - 19, vs. Atlanta (12/28/91)  
**Opponent** - 16, at Chicago (1/6/91)

### LONGEST SCORING DRIVE - YARDS

**SAINTS** - 93, at Chicago (1/21/07)  
**Opponent** - 96, vs. Indianapolis (2/7/10)

### LONGEST SCORING DRIVE - TIME ELAPSED

**SAINTS** - 11:29, vs. Philadelphia (1/13/19)  
**Opponent** - 8:31, at Chicago (1/6/91)

### SAINTS 100-YARD RUSHING GAMES

143, Deuce McAllister, vs. Philadelphia (1/13/07)

### OPPONENT 100-YARD RUSHING GAMES

140, Marshawn Lynch, at Seattle (1/11/14)  
131, Marshawn Lynch, at Seattle (1/8/11)  
123, Thomas Jones, at Chicago (1/21/07)  
122, Adrian Peterson, vs. Minnesota (1/24/10)  
116, Brian Westbrook, vs. Philadelphia (1/13/07)  
105, Heath Sherman, vs. Philadelphia (1/3/93)  
102, Neal Anderson, at Chicago (1/6/91)

### SAINTS 300-YARD PASSING GAMES

466, Drew Brees, vs. Detroit (1/7/12)  
462, Drew Brees, at San Francisco (1/14/12)  
404, Drew Brees, at Seattle (1/8/11)  
356, Drew Brees, vs. Carolina (1/7/18)  
354, Drew Brees, at Chicago (1/21/07)  
304, Drew Brees, at Seattle (1/11/14)  
301, Drew Brees, vs. Philadelphia (1/13/19)

### OPPONENT 300-YARD PASSING GAMES

380, Matthew Stafford, vs. Detroit (1/7/12)  
365, Kurt Warner, vs. St. Louis (12/30/00)  
349, Cam Newton, vs. Carolina (1/7/18)  
333, Peyton Manning, vs. Indianapolis (2/7/10)  
318, Case Keenum, at Minnesota (1/14/18)  
310, Brett Favre, vs. Minnesota (1/24/10)  
302, Daunte Culpepper, at Minnesota (1/6/01)

### SAINTS 100-YARD RECEIVING GAMES

171, **Michael Thomas**, vs. Philadelphia (1/13/19)  
142, Willie Jackson, vs. St. Louis Rams (12/30/00)  
139, Marques Colston, at Seattle (1/11/14)  
131, **Michael Thomas**, vs. Carolina (1/7/18)  
120, Marques Colston, vs. Detroit (1/7/12)  
118, Marques Colston, at San Francisco (1/14/12)  
132, Reggie Bush, at Chicago, (1/21/07)  
125, Willie Jackson, at Minnesota (1/6/01)  
118, Darren Sproles, at San Francisco (1/14/12)  
115, Ted Ginn Jr., vs. Carolina (1/7/18)  
111, Robert Meachem, vs. Detroit (1/7/12)  
106, Chad Morton, at Minnesota (1/6/01)  
103, Jimmy Graham, at San Francisco (1/14/12)

### OPPONENT 100-YARD RECEIVING GAMES

211, Calvin Johnson, vs. Detroit (1/7/12)  
180, Vernon Davis, at San Francisco (1/14/12)  
144, Michael Haynes, vs. Atlanta (12/28/91)  
137, Stefon Diggs, at Minnesota (1/14/18)  
127, Issac Bruce, vs. St. Louis Rams (12/30/00)  
121, Randy Moss, at Minnesota (1/6/01)  
120, Cris Carter, at Minnesota (1/6/01)  
107, Greg Olsen, vs. Carolina (1/7/18)  
107, Brandin Cooks, vs. L.A. Rams (1/20/19)  
102, Fred Barnett, vs. Philadelphia (1/3/93)  
102, Bernard Berrian, vs. Minnesota (1/24/10)  
101, Christian McCaffrey, vs. Carolina (1/7/18)

# TEAM PLAYOFF RECORDS




RECORDS

SAINTS	CATEGORY	OPPONENTS
45 (2x), last vs. Detroit (1/7/12)	Points	44, vs. Minnesota (1/3/88)
34, vs. Detroit (1/7/12)	FIRST DOWNS	31, vs. Minnesota (1/24/10)
15, vs. Philadelphia (1/13/07)	Rushing	14, vs. Minnesota (1/3/88)
23, at San Francisco (1/14/12)	Passing	20, vs. Detroit (1/7/12)
5 (2x), last vs. Tampa Bay (1/17/21)	Penalty	5, at Minnesota (1/14/18)
11, vs. Chicago (1/10/21)	3rd Down Conversions	10 (3x) last, vs. Minnesota (1/5/20)
3 (4 att.), vs. Detroit (1/7/12)	4th Down Conversions	2 (2x), last at Philadelphia (1/4/14)
626, vs. Detroit (1/7/12)	TOTAL NET YARDS	475, vs. Minnesota (1/24/10)
83, at Seattle (1/8/11)	Total Offensive Plays	86, vs. Minnesota (1/3/88)
7.7, vs. Detroit (1/7/12)	Average Gain	7.8, vs. Detroit (1/7/12)
208, vs. Philadelphia (1/13/07)	NET RUSHING YARDS	210, vs. Minnesota (1/3/88)
37, vs. Philadelphia (1/13/07)	Attempts	50, vs. Minnesota (1/3/88)
5.6, vs. Philadelphia (1/13/07)	Average Gain	6.7, vs. Arizona (1/16/10)
459, vs. Detroit (1/7/12)	NET PASSING YARDS	380, vs. Detroit (1/7/12)
3 (27 yds.), at San Francisco (1/14/12)	Sacked (Yards)	6 (42 yds.), vs. Minnesota (1/3/88)
466, vs. Detroit (1/7/12)	TOTAL PASSING YARDS	380, vs. Detroit (1/7/12)
63, vs. San Francisco (1/14/12)	Attempts	46, vs. Minnesota (1/24/10)
40, at San Francisco (1/14/12)	Completions	31, vs. Indianapolis (2/7/10)
4, vs. Minnesota (1/3/88)	Interceptions	3, vs. St. Louis (12/30/00)
10.2, vs. Detroit (1/7/12)	Average Gain	9.7, at Minnesota (1/6/01)
7, vs. Minnesota (1/24/10)	Punts	8, at San Francisco (1/14/12)
54.0, vs. Atlanta (12/28/91)	Average	51.2, vs. Philadelphia (1/3/93)
212, vs. Minnesota (1/24/10)	TOTAL RETURN YARDAGE	188, vs. Minnesota (1/3/88)
109, vs. Arizona (1/16/10)	Punt Return Yards	143, vs. Minnesota (1/3/88)
183, vs. Minnesota (1/24/10)	Kickoff Return Yards	139, vs. Arizona (1/16/10)
74, vs. Indianapolis (2/7/10)	Interception Return Yards	47, at Philadelphia (1/4/14)
11, vs. Philadelphia (1/13/19)	Penalties	9 (2x), last vs. Chicago (1/10/21)
97, at Minnesota (1/14/18)	Penalty Yards	64, last vs. L.A. Rams (1/20/19)
4 (2x), last vs. Chicago (1/21/07)	Fumbles	6, vs. Minnesota (1/24/10)
3 (2x), last at San Francisco (1/14/12)	Fumbles Lost	3, vs. Minnesota (1/24/10)
6 (2x), last vs. Detroit (1/7/12)	TOUCHDOWNS	5 (2x), last at Seattle (1/8/11)
3, vs. Detroit (1/7/12)	Rushing	4, vs. Chicago (1/21/07)
4, at San Francisco (1/14/12)	Passing	4, at Seattle (1/8/11)
1 (2x), last vs. Indianapolis (2/7/10)	Returns	1 (2x), last vs. Philadelphia (1/3/93)
37:50, vs. Philadelphia (1/13/19)	TIME OF POSSESSION	41:18, vs. Minnesota (1/3/88)



NEW ORLEANS SAINTS

# HISTORY



NEW ORLEANS

SAINTS

NEW ORLEANS

NEW ORLEANS

SAINTS

NEW ORLEANS

SAINTS



# SAINTS TIMELINE

**1966** Nov. 1 - NFL awarded 16th franchise to New Orleans as NFL Commissioner **Pete Rozelle** made the announcement at New Orleans' Pontchartrain Hotel...the *New Orleans States-Item* headline that afternoon was "N.O. Goes Pro!"; Dec. 15 - John W. Mecom, Jr. becomes majority stockholder-president of franchise; Dec. 22 - **Victor E. Schwenk** appointed director of player personnel; Dec. 27 - **Tom Fears** named franchise's first head coach.

**1967** Jan. 9 - New Orleans' NFL franchise nicknamed Saints; Jan. 27 - Saints signed first player, former University of Mississippi and Los Angeles Rams **K Paige Cuthren**; Feb. 9 - Saints select 42 players in expansion draft; March 8 - First season-ticket drive launched... Saints sell 20,000 on first day & 33,400 before first game; March 14 - Saints make Alabama FB **Leslie Kelley** top choice in NFL Draft; July 1 - Rookies report for first training camp at San Diego's Cal Western; July 6 - FB **Jim Taylor** signs with Saints; July 10 - Veterans report for training camp; July 16 - DE **Doug Atkins** joined Saints in trade with Chicago; July 20 - **Bert Rose** named general manager; Aug. 2 - Saints lost to L.A. Rams, 16-7 in first preseason game at Anaheim, Calif; Aug. 12 - Saints score first preseason victory by beating the St. Louis Cardinals, 23-14, at Shreveport, La.; Sept. 9 - Saints record first preseason win in New Orleans, downing the Atlanta Falcons, 27-14...the victory gave New Orleans a 5-1 preseason record, best ever for an expansion team; Sept. 17 - Saints open first regular season schedule in style as rookie RB **John Gilliam** returned the opening kickoff 94 yards for a touchdown, but lost to the Rams, 27-13, in front of 80,879 at Tulane Stadium; Nov. 5 - Saints record first regular season win, beating the Philadelphia Eagles at Tulane Stadium, 31-24, as WR **Walt Roberts** scores three touchdowns...CB **Dave Whitsell**, who would be the team's first All-NFL selection, had a third quarter 41-yard interception return for a touchdown; Dec. 17 - Saints defeat Washington, 30-14, to wind up with a 3-11 record which tied the record for most wins by a first-year expansion franchise, with an average of 75,463 filling Tulane Stadium.

**1968** Jan. 21 - CB **Dave Whitsell** represented Saints as club's first Pro Bowl selection; March 29 - **Victor E. Schwenk** named general manager; Dec. 15 - Saints beat Pittsburgh, 24-14 in season finale to emerge with 4-9-1 record and third-place finish in Century Division... **Charlie Brown** returns a 53-yard kickoff return for a touchdown vs. the Steelers. It is the first punt return touchdown in team history.

**1969** Jan. 19 - DT **Dave Rowe** was club's Pro Bowl selection; Feb. 9 - NFL 16-year veteran DE **Doug Atkins** receives Vince Lombardi Award as NFL's most dedicated player; Nov. 2 - Saints snap six-game losing streak at St. Louis, 51-42...game set what was then the NFL record for most total passing touchdowns in a game as the Saints' **Billy Kilmer** and the Cardinals' **Charlie Johnson** connected on six each; Nov. 16 - K **Tom Dempsey** boots four field goals against the N.Y. Giants, hitting his fourth with 11 seconds left to pull out a 25-24 victory; Dec. 21 - Saints close season with 27-24 win over Pittsburgh to bring record to 5-9, their best victory total to date...**Danny Abramowicz** wins NFL receiving honors with 73 catches for 1,015 yards and seven touchdowns and is the team's first All-Pro selection... **Atkins** retired after 17 NFL seasons.

**1970** Jan. 16 - In realignment of NFC, Saints form Western Division with the Los Angeles Rams, San Francisco 49ers and the Atlanta Falcons; Jan. 18 - RB **Tony Baker**, K **Tom Dempsey**, G **Jake Kupp** and RB **Andy Livingston** represented the Saints at the Pro Bowl, with Head Coach **Tom Fears** coaching the East squad; Feb. 1 - The NFL and AFL announce a merger, forming a common league with 26 teams, 13 in the National Football Conference and 13 in the American Football Conference; Aug. 8 - **Fears**, a nine-year star wide receiver with the Rams, inducted into the Pro Football Hall of Fame...on the same day, the Saints beat Minnesota in the Hall of Fame Game, the team's first appearance in the contest; Nov. 3 - **J.D. Roberts** replaces **Fears** to become the second head coach in Saints' history; Nov. 8 - **Dempsey** kicked what was then an NFL-record 63-yard field goal on the game's final play to defeat Detroit, 19-17, in Roberts' first game as head coach...the holder was **Joe Scarpati** and **Jackie Burkett** was the snapper...**Dempsey**, born without toes on his right foot, wore a heavy square-toed kicking shoe..He would be inducted into the Saints Hall of Fame in 1989; Dec. 21 - Saints complete their fourth season with a 2-11-1 record.

# SAINTS TIMELINE



HISTORY

**1971** Jan. 28 - Saints drafted Mississippi QB **Archie Manning** with the second overall selection in the NFL Draft; **Aug. 11** - Construction began on Louisiana Superdome; **Sept. 19** - Following the club's first training camp at the University of Southern Mississippi, the team's site for the next three seasons, Saints defeat L.A. Rams in season opener in New Orleans, 24-20... **Manning** made first career start and ran for one-yard touchdown on the final play after he completed 16-of-29 passes for 218 yards and one touchdown; **Dec. 19** - Saints finish with 4-8-2 record.

**1972** **Sept. 25** - Saints made first appearance on ABC's Monday Night Football, losing to Kansas City, 20-17. **Dec. 19** - Saints finish with 2-11-1 record.

**1973** **Jan. 29** - Saints selected Oklahoma DE **Derland Moore** as the club's first selection of the NFL Draft (second round-29th overall); **Aug. 26** - **John North** replaced **J.D. Roberts** and became the third head coach in team history; **Sept. 25** - Saints traded WR **Danny Abramowicz** to the San Francisco 49ers for their fourth and fifth round selections in the 1974 draft; **Nov. 4** - Saints scored first-ever shutout as they blanked Buffalo 13-0 in Tulane Stadium; **Dec. 16** - Saints finished season with a 5-9 mark, which tied the best record to date for the franchise.

**1974** **Dec. 8** - Saints shut out the St. Louis Cardinals 14-0 in the franchise's final game in Tulane Stadium...Saints ended their eight-season stay in their first home with a 23-32-1 home record; **Dec. 15** - Saints finished the season with a 5-9 record.

**1975** **Aug. 3** - Louisiana Superdome is dedicated; **Aug. 9** - The first football game is played in the Superdome as the Houston Oilers beat the Saints, 13-7, in a preseason contest before 72,434 spectators; **Sept. 28** - In the first regular season NFL game in the Superdome, the Saints lost to Cincinnati, 21-0, before 52,531; **Oct. 27** - **Ernie Hefferle**, Saints' director of pro personnel, named as interim head coach after **John North** was relieved of his duties...**Hefferle** became the fourth head coach in Saints history, winning his debut over Atlanta, 23-7 in the Superdome on Nov. 2.

**1976** **Jan. 20** - Saints hired **Hank Stram** as the club's fifth head coach; **Jan. 26** - New Orleans hosted the Pro Bowl; **April 8** - Saints selected California RB **Chuck Muncie** in the first round of the NFL Draft; **July 24** - FB **Jim Taylor**, who played his final NFL season with the Saints in 1967, was inducted into the Pro Football Hall of Fame; **Sept. 26** - **Stram** gained his first Saints victory, 27-17, at his old team, Kansas City; **Nov. 21** - Saints beat Seattle on the road, 51-27 to tie what was then the club record for most points scored in a game; **Dec. 12** - The Saints end the season 4-10.

**1977** **Dec. 18** - Saints finish with 5-11 record...QB **Archie Manning** receives the Byron "Whizzer" White NFL Man of the Year Award, awarded by the NFLPA.

**1978** **Jan. 28** - **Hank Stram** is relieved of his duties as head coach; **Feb. 6** - **Dick Nolan** is hired as the Saints' sixth head coach; **Aug. 5** - Saints beat Philadelphia, 14-7 in an exhibition game in Mexico City, the first NFL game played south of the U.S. border; **Oct. 22** - QB **Archie Manning** connected with RB **Tony Galbreath** on a 19-yard touchdown late in the fourth quarter to give the Saints a 10-3 win at the Los Angeles Rams, dropping the previously 7-0 Rams from the ranks of the unbeaten, as the Black and Gold won in the L.A. Memorial Coliseum for the first time; **Dec. 17** - Saints ended season 7-9, setting a club mark for wins...**Manning** named NFC MVP by both *The Sporting News* and *UPI* and was selected to the Pro Bowl.

**1979** **June 5** - Saints moved administrative offices from Lee Circle to Superdome; **Oct. 14** - Saints set club record for points in one half with 42 in the second half (on six straight possessions) in 42-14 win at Tampa Bay; **Dec. 3** - RB **Chuck Muncie** rushed for 128 yards vs. Oakland in a Monday Night Football matchup at the Superdome to become first Saint to surpass 1,000-yard milestone on the way to a 1,198-yard season; **Dec. 16** - Saints ended the season with an 8-8 record after beating eventual NFC champion Rams, 29-14, setting a new club mark for wins; **Dec. 20** - **Steve Rosenbloom** was selected as executive VP & general manager of the Saints.

# SAINTS TIMELINE

**1980** Jan. 27 - RB **Chuck Muncie** selected as Pro Bowl MVP...Saints had a then club-record five Pro Bowlers as QB **Archie Manning**, S **Tommy Myers**, WR **Wes Chandler** and TE **Henry Childs** joined **Muncie**; **April 29** - Saints selected Colorado T **Stan Brock** with their first selection in the NFL Draft; **Oct. 7** - Saints traded **Muncie** to San Diego for the Chargers' 1981 second-round selection which the Saints later used to select Pittsburgh LB **Rickey Jackson**; **Nov. 24** - After a 27-7 loss to the Los Angeles Rams, head coach **Dick Nolan** was relieved of his duties; **Nov. 25** - **Dick Stanfel** replaced **Nolan** in the interim and became the Saints' seventh head coach.

**1981** Jan. 22 - O.A. (Bum) **Phillips** is announced as the Saints' eighth head coach; **April 28** - Saints select South Carolina RB and 1980 Heisman Trophy winner **George Rogers** with the first overall choice in NFL Draft...with a second round pick, they would choose Pittsburgh LB **Rickey Jackson**, in what would turn out to be one of the franchise's top drafts...Cornerstones in DE **Frank Warren** and TE **Hoby Brenner** (third round) and DT **Jim Wilks** (12th round) also came out of the draft; **Sept. 13** - In his second career game, **Rogers** carries 29 times for a then-club record 162 yards to lead Saints to a 23-17 win vs. L.A. Rams; **Nov. 8** - Saints defeated NFC West rival Rams, 21-13, at Anaheim Stadium to complete series sweep for first time in Saints history; **Dec. 20** - **Rogers** gained 107 yards in 21-17 loss to San Francisco and became the NFL's rushing champion (and all-time rookie rusher) with 1,674 yards on the season.

**1982** Jan. 31 - RB **George Rogers** represents the Saints at the Pro Bowl; **April 27** - K **Morten Andersen** is selected in the fourth round of the NFL Draft. **Aug. 7** - Former DE **Doug Atkins**, who played the final three seasons of his career with the Saints from 1967-69, was inducted into the Pro Football Hall of Fame; **Aug. 25** - Veteran QB **Ken Stabler** signed with Saints as a free agent...He would be voted into the Pro Football Hall of Fame in 2016; **Sept. 20** - NFL players went on strike...seven games were cancelled due to the strike; **Nov. 21** - NFL games resumed as the Saints defeated Kansas City, 27-17, at the Superdome; **Dec. 19** - **Rogers** ran for 166 yards at Dallas.

**1983** Jan. 2 - Saints defeat Atlanta 35-6 in the Superdome in a rescheduled game that concluded the nine-game season with a 4-5 record...Saints narrowly missed the playoffs in a complicated labyrinth of tie-breakers; **Sept. 4** - RB **George Rogers** set team single-game rushing record with 206 yards on 24 carries in 28-17 opening day win over the St. Louis Cardinals; **Sept. 18** - Saints defeated Chicago, 34-31 at the Superdome in overtime for the first sudden death victory in franchise history; **Dec. 18** - Saints narrowly miss the playoffs when the Rams' Mike Lansford kicked a 42-yard field goal with :06 left for a 26-24 Los Angeles victory at the Superdome...the Saints finished the season 8-8 with the NFC's second-ranked overall defense and the NFL's top defense against the pass. Offensively, they ranked sixth in the NFL in rushing behind **Rogers'** 1,147 yards.

**1984** Jan. 29 - LB **Rickey Jackson** plays in his first Pro Bowl after recording 12 sacks; **Nov. 19** - Saints record first-ever win on prime time with a 27-24 Monday Night Football victory over the Pittsburgh Steelers in the Superdome; **Nov. 26** - Saints owner **John W. Mecom Jr.** announced that the Saints were for sale for the non-negotiable price of \$75 million; **Dec. 15** - Saints finished the season 7-9 after a season-closing 20-3 win at the New York Giants.

**1985** Jan. 27 - LB **Rickey Jackson**, who had a club-best 12 sacks for the second consecutive season, DE **Bruce Clark** and P **Brian Hansen** represent Saints at Pro Bowl; **Feb. 14** - Negotiations for the sale of team between **John Mecom, Jr.** and Chicago's **A.N. Pritzker** broke off, suddenly thrusting **Tom Benson**, a New Orleans automobile dealer and banker, who negotiated in a secondary position for several weeks, to the forefront; **March 12** - **Benson** reached agreement with **Mecom** for the sale of the Saints; **April 26** - Saints traded RB **George Rogers** and their fifth-, 10th-, and 11th-round selections in the 1985 draft to Washington for their top draft pick; **May 31** - Ownership was transferred from **Mecom** to **Benson** for price of \$70.204 million. **Benson** becomes managing general partner; **Sept. 22** - Saints defeat Tampa Bay, 20-13, at the Superdome in the first win of **Benson's** ownership; **Nov. 25** - Head Coach O.A. (Bum) **Phillips** resigned following a 30-23 win at Minnesota the prior day, as his son, defensive coordinator **Wade Phillips**, was named interim head coach.

# SAINTS TIMELINE



HISTORY

**1986** Jan. 14 - With **Tom Benson** now able to insert his management team, **Jim Finks** is named president/general manager; **Jan 28 - Jim Mora** named the Saints' 10th head coach; **Feb. 2 - LB Rickey Jackson** and **K Morten Andersen** are the Saints representatives for the Pro Bowl; **April 29** - Saints selected Virginia T **Jim Dombrowski** with their first pick in the NFL Draft...**RB Dalton Hilliard** was picked in the second round, while **RB Rueben Mayes** and **LB Pat Swilling** were third round draft choices; **Sept. 14** - The Saints beat Green Bay, 24-10, for **Mora's** first win; **Sept. 21 - Mel Gray** broke team record with 101-yard kickoff return for a touchdown at San Francisco...the return was the Saints' first for a score since 1977; **Nov. 9** - Saints record their fifth shutout in team history in a 6-0 win over the L.A. Rams; **Dec. 7 - Mayes** broke the team's single-game rushing record with 207 yards vs. the Miami Dolphins, but his final gain was called back along with winning TD...the Saints lost 31-27 thriller as **Mayes** finished with 203 rushing yards; **Dec. 21** - Saints finished season at 7-9...**Mayes** finished with 1,353 yards rushing (fourth in NFL) and is named consensus Rookie of the Year and AP Offensive Rookie of the Year...he was named to the Pro Bowl along with **Jackson**, who posted nine sacks, and **Andersen**, who led the NFL in field goal percentage.

**1987** Sept. 21 - NFLPA announced that players would be on strike following the weekend's games; **Oct. 4** - Saints defeated the Los Angeles Rams, 37-10, in Superdome before 29,745 fans in club's first replacement game...**QB John Fourcade**, a New Orleans native, led Saints to the win with two touchdown passes; **Oct 15** - NFL Players Association announced that the strike is over, but not in time to play the coming weekend's games; **Oct. 18** - Saints beat Chicago, 19-17, on four **Florian Kempf** field goals in the final replacement game played by the Saints...the replacements posted a 2-1 record; **Oct. 25** - Saints fall to San Francisco, 24-22, in a Superdome thriller...following the game, head coach **Jim Mora** made his highly-publicized "coulda, woulda, shoulda" proclamation to the media; **Nov. 1** - On the franchise's 21st birthday, Saints posted the largest margin of victory in franchise history at the time, shutting out Atlanta 38-0...the win was the first in then-team-record nine consecutive triumphs to close out the season; **Nov. 29** - Saints held on with two magnificent goal-line stands in the final quarter to defeat Pittsburgh, 20-16...the victory ensured Saints' first winning record; **Dec. 6** - Saints beat Tampa Bay, 44-34, to lock up team's first playoff appearance; **Dec. 13** - **QB Bobby Hebert** tossed three touchdowns as the Saints won seventh straight, 24-10, over the Houston Oilers in the Superdome which gave the New Orleans home field in the NFC Wild Card game; **Dec. 20** - Down 24-3 in the second quarter, the Saints rallied behind backup **QB Dave Wilson** for a 41-24 win at Cincinnati, the biggest come-from-behind effort at the time in Saints' history; **Dec. 27** - Saints beat Green Bay, 33-24, to close with 12-3 record.

**1988** Jan. 3 - Saints jump out to a 7-0 lead, but Minnesota took a 31-10 halftime advantage on the way to a 44-10 win over New Orleans in the NFC Wild Card game at Superdome; **Feb. 7** - A then-club record six Saints – **K Morten Andersen**, **TE Hoby Brenner**, **G Brad Edelman**, **RB Rueben Mayes**, **LB Sam Mills** and **CB Dave Waymer** – were tabbed for the Pro Bowl... President/GM **Jim Finks** was honored as *The Sporting News* NFL Executive of the Year and Head Coach **Jim Mora** was a unanimous choice for NFL Coach of the Year; **Nov. 20** - Saints score what was the biggest margin of victory in team history at the time, in 42-0 romp over Denver...the win clinched the Saints' second consecutive winning season; **Dec. 18** - Saints finish the season with a 10-6 record, which included a seven-game winning streak, narrowly missing the playoffs.

**1989** Jan 29 - **K Morten Andersen**, **WR Eric Martin** and **LB Sam Mills** were the Saints' Pro Bowl selections; **April 23** - The Saints selected Arkansas DL **Wayne Martin** with their first selection in the NFL Draft. Martin would go on record 82.5 sacks, ranked third in franchise history; **July 6** - NFL owners meet in Chicago for a first vote for a successor to retiring Commissioner **Pete Rozelle**...Saints President/ GM **Jim Finks**, the only candidate, falls just short of the votes needed for election; **Sept. 10** - Saints score only opening-day shutout in team history with 28-0 win over Dallas in the Superdome; **Oct. 26** - NFL owners select **Paul Tagliabue** to succeed **Rozelle** as commissioner; **Nov. 20** - **Tagliabue** appoints **Finks** as chairman of NFL Competition Committee; **Dec. 24** - A 41-6 win over Indianapolis gave the Saints a 9-7 record, their third straight winning season...**RB Dalton Hilliard**, who led the NFL with 18 touchdowns and ranked second with 1,776 yards from scrimmage along with **LBs Vaughan Johnson** and **Pat Swilling**, who posted 16.5 sacks, represented the Saints in the Pro Bowl.



# SAINTS TIMELINE

**1990** **Aug. 5** - Saints beat the Los Angeles Raiders, 17-10, in American Bowl in London's Wembley Stadium, New Orleans' second appearance in an international game; **Dec. 23** - New Orleans defeats previously 13-1 San Francisco 13-10 at Candlestick Park to improve to 7-8 after LB **Rickey Jackson** recovered a fumble at the New Orleans 20-yard line with 53 seconds remaining to keep the Saints' playoff hopes alive. **Dec. 31** - On New Year's Eve, a national TV audience saw K **Morten Andersen** kick a 24-yard field goal with two seconds left to beat the Los Angeles Rams 20-17, which evened the Saints' final record at 8-8 and gave the club a playoff berth.

**1991** **Jan. 6** - Chicago defeats Saints, 16-6, in the NFC Wild Card game at Soldier Field; **Feb. 3** - K **Morten Andersen** and LBs **Vaughan Johnson** and **Pat Swilling** represented the Saints in the Pro Bowl; **July 27** - RB **Earl Campbell**, who played his final two seasons with the Saints from 1984-85, was inducted into the Pro Football Hall of Fame; **Sept. 1** - The Saints defeated the Seattle Seahawks, 27-24, in the season opener, as QB **Bobby Hebert** found WR **Floyd Turner** in the end zone for a touchdown with 1:11 left and Seahawks K **John Kasay** missed a 37-yard field goal attempt...the Saints win seven straight games to open the season; **Sept. 8** - The Saints defeated Kansas City, 17-0, for first 2-0 start in team history; **Dec. 16** - A 27-0 win over the L.A. Raiders broke a four-game losing streak, clinched a playoff spot and kept the Saints in the hunt for the NFC West title; **Dec. 22** - In Phoenix, the Saints beat the Cardinals, 27-3 and won their first NFC West title with an 11-5 record, posting the second most wins in club history to date...the defense allowed the fewest points (211) in the league and were second in yards allowed; **Dec. 29** - The Falcons came from behind to defeat New Orleans, 27-20, at the Superdome in an NFC Wild Card playoff.

**1992** **Feb. 2** - Four Saints were chosen for the Pro Bowl...LBs **Vaughan Johnson**, **Sam Mills** and **Pat Swilling** were named starters, the most linebackers from a team in league history to that point... Special teams standout **Bennie Thompson** also made the trip to Honolulu; **Dec. 3** - A 22-14 win over the Atlanta Falcons finished a three-game, 11-day stretch, which put the Saints in the playoffs for the third consecutive year; **Dec. 26** - The Saints clinched home-field advantage in the NFC Wild Card game with a 20-0 win over the New York Jets on the road, powered by a first quarter 76-yard fumble return for a touchdown by **Mills** and two interceptions by CB **Toi Cook**...the Saints finished with a team-best 12-4 mark and led the NFL in least points allowed with a club-record 202...New Orleans also led the NFL in most sacks (57) and least sacks allowed (15), the first time since 1977 that a club led the league in both categories.

**1993** **Jan. 3** - With the Saints holding a 20-7 lead in the third quarter, the Philadelphia Eagles roared back with 26 fourth-quarter points to win the NFC Wild Card playoff, 36-20, over the Saints at the Superdome; **Feb. 7** - Six Saints - LBs **Rickey Jackson**, **Vaughan Johnson**, **Sam Mills** and **Pat Swilling**, K **Morten Andersen** and C **Joel Hilgenberg** - participated in the Pro Bowl, with four linebackers selected from the same team for the first time; **April 25** - **Swilling** was traded by the Saints to Detroit for their first- and fourth-round picks in the 1993 NFL Draft...The Saints picked T **William Roaf** with the eighth overall selection; **April 29** - At a press conference, Owner **Tom Benson** announces that President/General Manager **Jim Finks** has been diagnosed with cancer. **Finks** entered the hospital on April 26, after the NFL Draft; **May 19** - A sports bill calling in part for renovations to the Superdome and a new practice facility for the Saints passes state lawmakers in a vote in Baton Rouge; **July 14** - **Finks** resigned; **July 31** - The Saints beat Philadelphia Eagles, 28-16, in Tokyo, Japan in the third international exhibition game the Saints played; **Sept. 19** - The Saints defeated Detroit, 14-3, to improve to 3-0, as LB **Rickey Jackson** recovers two fumbles and adds a sack; **Dec. 28** - LBs **Renaldo Turnbull**, **Rickey Jackson** and RS **Tyrone Hughes** were chosen to the Pro Bowl... **Hughes** was the fourth rookie in club history to receive the honor.

**1994** **Jan. 2** - Saints close out the 1993 season with a 20-13 win over Cincinnati to finish 8-8, their seventh straight campaign without a losing record; **April 24** - The Saints chose Louisville DE **Joe Johnson** with their first pick in the NFL Draft; **May 8** - After battling lung cancer for over a year, former Saints President/General Manager **Jim Finks** passed away at his Metairie home at the age of 66; **Oct. 23** - The Saints beat the Los Angeles Rams, 37-34 at the Superdome as **Tyrone Hughes** returned two kickoffs for touchdowns on his way to setting or tying seven team and four National Football League records.

# SAINTS TIMELINE



HISTORY

**1995** **Jan. 26** - An early-morning fire caused severe damage at the club's Saints Drive practice facility...the two-alarm fire forced the team to move its operation out of the main building that was constructed in 1967; **Feb. 5** - DE **Wayne Martin**, who notched ten sacks, and T **William Roaf** participated in Pro Bowl as first-time selections, the first of seven straight for Roaf; **March 13** - The Superdome Commission approves the sale of \$14.5 million in bonds that will go toward the construction of a new practice facility for the Saints in Metairie; **June 8** - Groundbreaking ceremonies are held for the Saints' new practice facility on Airline Drive in Metairie; **July 29** - The late **Jim Finks**, who served as the Saints' president/general manager from 1986-93, was inducted into the Pro Football Hall of Fame. **Dec. 24** - The Saints close out the 1995 season with a 12-0 shutout win at the New York Jets, recording four sacks and three interceptions.

**1996** **Feb. 4** - T **William Roaf** and CB **Eric Allen** participated in Pro Bowl; **April 15** - For the first time in club history, the entire Saints organization is housed under one roof with the move to the club's new facility at 5800 Airline Drive in Metairie; **June 6** - LB **Rickey Jackson** signed a one-day contract with the club and retired as a Saint; **July 27** - New Orleans plays the Indianapolis Colts in the Hall of Fame Game in Canton, Ohio; **Oct. 21** - After a 19-7 defeat to the Carolina Panthers a day earlier, Head Coach **Jim Mora**, the longest-tenured coach in all of professional sports at the time, resigned after 10 years with the club...**Mora**, who led the Saints to their first winning seasons and first playoff appearances, ended his stay with a short statement thanking Owner **Tom Benson** and the Saints fans for their support; **Oct. 23** - **Rick Venturi**, the Saints' linebackers coach, was named interim head coach, the 11th head coach in team history; **Dec. 12** - **Roaf** was named as a starter for the NFC in the Pro Bowl, his third consecutive appearance.

**1997** **Jan. 28** - **Mike Ditka** was named the 12th head coach in club history; **Oct. 19** - The Saints were shut out by the Carolina Panthers, 13-0, which snapped the club's 216-game scoring streak, the fifth-longest in NFL history at the time and the second-longest active streak.

**1998** **Feb. 1** - T **William Roaf** appeared in his fourth consecutive Pro Bowl for the Saints, who finished 6-10; **Sept. 6** - DT **La'Roi Glover** had two sacks and DE **Joe Johnson** had a takedown and returned a fumble five-yards for a touchdown, to power the Saints to a 24-17 win at the St. Louis Rams, New Orleans' first season-opening win since 1993; **Dec. 19** - **Roaf** is selected to his fifth consecutive Pro Bowl along with DE **Joe Johnson**, who would appear in his first after recording seven sacks.

**1999** **Jan. 21** - **Dick Stanfel**, who served as offensive line coach from 1997-98 and 1976-80 and head coach for the last four games of 1980, announced his retirement; **April 17** - The Saints acquired the fifth overall selection from Washington in exchange for the Saints' first- and third- through seventh-round draft choices in 1999 and New Orleans' first- and third-round picks in 2000...with the fifth overall pick, the Saints selected University of Texas RB **Ricky Williams**, the 1998 Heisman Trophy winner...it marks the first time in National Football League history that a single player represented a team's entire draft class; **Dec. 23** - T **William Roaf** was named to his sixth consecutive Pro Bowl, tying him for the club record in appearances.

**2000** **Jan. 2** - The Saints finish the 1999 season with a 3-13 overall record; **Jan. 27** - **Randy Mueller** was hired as general manager of football operations; **Feb. 3** - Former Saints Defensive Coordinator **Jim Haslett** was named as the 13th head coach in club history; **March 9** - Saints named Nicholls State University in Thibodaux, La., as their new summer training camp home; **Oct. 8** - After a 1-3 start, the Saints reeled off a six-game win streak, starting with a 31-10 win at Chicago; **Nov. 12** - Saints improve to 7-3 with their sixth straight win in a 20-10 victory at Carolina as RB **Ricky Williams** became the club's first 1,000-yard rusher since **Dalton Hilliard** in 1989...it also marked the first time the Saints swept the Panthers in the season series; **Nov. 26** - Saints defeat the defending Super Bowl Champion St. Louis Rams on the road, 31-24, for franchise's 200th all-time victory; **Dec. 10** - Saints set club-record for road victories with a 7-1 mark after a 31-27 comeback win at San Francisco...QB **Aaron Brooks** sets a team record for quarterbacks with 108 yards rushing on 11 carries...Saints also set NFL mark for best road turnaround after an 0-8 record in 1999; **Dec. 18** - Saints clinched second NFC West title after Rams lost, 38-35, at Tampa Bay...the Saints were the seventh

# SAINTS TIMELINE

team since 1990 to go from last place to a division title the next season; **Dec. 24** - Saints wrapped up the regular season with a 10-6 mark...the defense set a club mark with 66 sacks, tied for the fifth-most in NFL history...DT **La'Roi Glover** captured NFL sack title with a club record-tying 17 while DE **Darren Howard** had a club rookie record 11...WR **Joe Horn** set what were club marks for receptions (94) and receiving yards (1,340); **Dec. 28** - DE **Joe Johnson** selected AP NFL Comeback Player of the Year after he missed 1999 with a ruptured patellar tendon; **Dec. 30** - Saints won in postseason for the first time, a 31-28 victory over the Rams in an NFC Wild Card Playoff game at the Superdome...WR **Willie Jackson** tied a NFL postseason mark with three TD catches and **Brooks** threw four TD passes...the win was clinched after FB **Brian Milne** recovered a fumbled fair catch by the Rams' **Az-Zahir Hakim** with 1:51 remaining.

**2001** Jan. 6 - Saints lost in the NFC Divisional Playoff at the Minnesota Vikings, 34-16, to end the club's storybook 2000 season...**Jim Haslett** was selected as the NFL Coach of the Year by the *Associated Press* and DT **La'Roi Glover** was selected as the NFL Alumni Defensive Lineman of the Year and the Committee of 101-Kansas City NFC Defensive Player of the Year; **Feb. 4** - Six Saints players participated in the Pro Bowl in Honolulu: **Glover**, DE **Joe Johnson** and T **William Roaf**, who had a then club-record seventh appearance started, while WR **Joe Horn**, LB **Mark Fields** and LB **Keith Mitchell** were selected as reserves; **April 21** - Saints picked Mississippi RB **Deuce McAllister** with their first selection in the NFL Draft; **Sept. 30** - Saints played the first NFL game in the New York area after the Sept. 11 terrorist attacks in a 21-13 loss at the Giants.

**2002** Feb. 9 - S **Sammy Knight** and DT **La'Roi Glover** started in the Pro Bowl, while WR **Joe Horn** was selected; **March 8** - Saints traded RB **Ricky Williams** to the Miami Dolphins for a first-round selection in the 2002 NFL Draft and a conditional third-round selection in 2003 (upgraded to a first-round pick in 2003 based on Williams' performance in his first season with the Dolphins); **May 13** - Saints promoted **Mickey Loomis** to general manager of football operations from director of football administration; **Sept. 8** - Saints defeat Tampa Bay Buccaneers, 26-20, at season opener at Raymond James Stadium...RB **Deuce McAllister** reached the century mark for the first time with 109 yards rushing and special teams ace **Fred McAfee** forced a game-winning interception for a touchdown on a punt attempt in overtime; **Sept. 22** - Saints charge back from 20-point deficit vs. Bears at Memorial Stadium in Champaign, Ill...QB **Aaron Brooks** tossed three TDs in the final three quarters, including a 29-yard scoring toss to WR **Donte' Stallworth** with 1:11 left that proved to be the game-winner; **Sept. 29** - **Stallworth** became the first rookie in 20 years to catch a TD in his first four NFL games; **Oct. 13** - At Washington, WR **Michael Lewis** became the seventh player in NFL history – and the first in team record books – to return a punt and a kickoff for a touchdown in the same game in a 43-27 victory...his 286 return yards ranked as second-highest in Saints history; **Oct. 20** - Saints improve to 6-1 with 35-27 win over San Francisco in the Superdome. In the win over the 49ers, **Brooks** passed for three touchdowns and ran for another...Five of New Orleans' first six victories to that point came over playoff teams from 2001; **Dec. 1** - Saints defeat Tampa Bay, 23-20, in Superdome on Sunday Night Football, as they swept the eventual Super Bowl Champions in the first season of the NFC South; **Dec. 8** - **McAllister** rushes for 127 yards and a career-high three touchdowns as the Saints win 37-25 at Baltimore for their first victory over the Ravens; **Dec. 29** - RB **Deuce McAllister** rushed for 117 yards on 28 carries in finale vs. Carolina, his eighth 100-yard performance of the season (second-most in club history to the nine RB **George Rogers** posted in 1981)...**Lewis** finished with an NFL-record 2,432 yards of combined kickoff and punt return yardage, 1,807 yards in kickoff returns and 625 yards in punt returns – both team records...Saints finish 9-7 in their first season in the NFC South.

**2003** Feb. 2 - Saints represented in Pro Bowl by WR **Joe Horn**, RB **Deuce McAllister**, KR/PR **Michael Lewis** and special teams ace **Fred McAfee**; **July 26** - Saints hold training camp at their practice facility in Metairie for the first time; **Sept. 28** - **McAllister** rushes for 101 yards on 17 carries vs. the Indianapolis Colts, beginning a franchise-record streak of nine straight 100-yard performances; **Nov. 2** - Saints win third straight over defending Super Bowl Champion Buccaneers at Tampa Bay, 17-14...in the game, **McAllister** sets a team record with his sixth straight 100-yard game, and DE **Willie Whitehead** finished with three sacks; **Nov. 16** - A 23-20 overtime win over Atlanta gives the Saints their 100th victory in the Superdome...**McAllister** sets team record with 237 yards from scrimmage, including 173 rushing; **Nov. 30** - **McAllister** rushes for 165 yards on 31 carries in a 24-20 victory at Washington, his ninth straight 100-yard game...the streak tied former

# SAINTS TIMELINE

Chicago RB Walter Payton and Jacksonville RB Fred Taylor for the third-longest in NFL history...he was held below the milestone the next week vs. Tampa Bay; **Dec. 14** - QB **Aaron Brooks** tossed a career-high five TDs, including a club-record four caught by WR **Joe Horn**, in a 45-7 victory over the New York Giants in a nationally televised contest on Sunday Night Football; **Dec. 21** - In one of the most memorable final plays from scrimmage in NFL history, the Saints pulled off a 75-yard, three-lateral touchdown as time expired to cut Jacksonville's lead to one point...WR **Jerome Pathon** capped the play with a leap into the end zone, but the PAT attempt by K **John Carney** sailed wide right, giving the Jaguars a 20-19 win; **Dec. 28** - **McAllister** has 49 yards in season-ending victory over Dallas, becoming the second player in club history to go over 1,600 rushing yards in a season.

**2004** Feb. 8 - Saints represented in the Pro Bowl by G **LeCharles Bentley** and RB **Deuce McAllister**; **April 24** - Saints select Ohio State DE **Will Smith** 18th overall in NFL Draft; **Sept. 26** - Despite missing **McAllister** with a high ankle sprain, his backup **Aaron Stecker** rushes for 106 yards, including a 42-yard touchdown and K **John Carney** boots five field goals, including a 31-yard game-winner in overtime to give New Orleans a 28-25 win at the St. Louis Rams and improve to 2-1...**Carney** is selected as NFC Special Teams Player of the Week; **Nov. 14** - **McAllister** rushes for 127 yards on 16 attempts in 27-20 victory vs. Kansas City...his second-quarter touchdown was his fourth straight game with a TD, the longest streak of his career; **Dec. 12** - P **Mitch Berger** wins NFC Special Teams Player of the Week after dropping four punts inside-the-20 in win at Dallas, part of a five-punt, 230-yard performance; **Dec. 19** - RB **Aaron Stecker** returns opening kickoff 98 yards against his former team, Tampa Bay...**Stecker** wins NFC Special Teams Player of the Week; **Dec. 26** - **Horn** and **Berger** selected to the Pro Bowl; **Dec. 26** - WR **Michael Lewis** returned a kickoff 96 yards for a touchdown vs. Atlanta, giving the Saints a comfortable lead in the 26-13 victory...**Lewis** was selected as NFC Special Teams Player of the Week.

**2005** Jan. 2 - Saints close 2004 season as one of the NFL's hottest teams, notching their fourth straight victory with a 21-18 win at Carolina to finish 8-8...a potential game-tying field goal was blocked by DE **Tony Bryant** with four seconds left... **Bryant** became the fifth Saint to win NFC Special Teams Player of the Week on the season, and the fourth straight...RB **Deuce McAllister** rushed for 140 yards, giving him 1,074 on season...he became the first running back in club history to reach the 1,000-yard milestone three straight years; **Aug. 28** - In anticipation of Hurricane Katrina making landfall on the Gulf Coast, the team and operations staff flew to San Jose, Calif. three days early for the final preseason game at Oakland...the team set up operations in a hotel and practiced at San Jose State in preparation for the preseason finale; **Sept. 1** - Following a 13-6 loss to the Raiders, players, coaches and football operations staff flew to San Antonio, Texas, where the club would be forced to conduct their day-to-day business for the 2005 season...the team is soon joined by the club's entire staff; **Sept 8** - Owner **Tom Benson** announced the start of the New Orleans Saints Hurricane Katrina Relief Fund to provide aid and assistance to the people of the entire Gulf South...the fund raised approximately \$1 million to benefit local causes; **Sept. 11** - A 47-yard FG by K **John Carney** with three seconds left lifted the Saints to a 23-20 win at Carolina...the Saints organization gave game balls to the City of New Orleans and to the Gulf Coast...the presentation capped an emotional trip which began with the reading of a letter to the team from New Orleans Mayor Ray Nagin the night before the contest, a standing pregame ovation from the crowd of 72,920 and culminated by Carney's winning kick...the next week, QB **Aaron Brooks** and **Carney** were featured on the cover of *Sports Illustrated*... **Carney**, who successfully connected on all three of his field goal attempts, was named NFC Special Teams Player of the Week...this marked the fifth consecutive week a Saints player received the honor dating to the last four games of 2005, an NFL record...DE **Will Smith** also became the first Saint to force a fumble in five straight games; **Sept. 19** - New Orleans falls to the New York Giants, 27-10, in a scheduled home game that was moved to Giants Stadium...this would be the first of three stadiums where the Saints would play a home game in 2005...**McAllister** became the club's all-time rushing leader; **Sept. 25** - The Saints defeat Buffalo, 19-7, before 58,688 fans at the Alamodome in San Antonio, Texas, the team's first regular season home game in the location where they practiced; **Oct. 30** - The Saints fall to Miami, 21-6, before 61,643 at Tiger Stadium, a game which marked the team's return to Louisiana...it was the first regular-season NFL contest played at LSU; **Dec. 7** - The training staff honored the efforts of the coaches, players and staff in the wake of Hurricane Katrina by selecting the organization as the recipient of the 2005 Ed Block Courage Award; **Dec. 22** - C **LeCharles Bentley** selected to Pro Bowl; **Dec. 30** - **Benson** announces team will return to Louisiana and their Metairie facility in mid-January.



HISTORY





HISTORY

**2006** Jan. 17 - The Saints reopened their administrative offices and practice facility in Metairie; Jan. 18 - **Sean Payton** named as the 14th head coach in club history; Feb. 5 - The NFL announces Saints will return to the Superdome for their first regular season home game at the stadium since 2004...it's later announced they'd host the Atlanta Falcons Sept. 25; **March 14** - The Saints agreed to terms with former Chargers QB **Drew Brees** to a five-year contract, the most notable and successful free-agent acquisition in team history...Saints equipment staff selected as Whitey Zimmerman Memorial Award winner for 2005 in a vote by their peers; **April 29** - Saints pick RB **Reggie Bush** second overall in the NFL Draft; **July 27** - Saints open their 2006 training camp at Millsaps College in Jackson, Miss; **Sept. 10** - Saints kick off their 40th regular season and first under **Payton** at Cleveland with a 19-14 victory; **Sept. 25** - In the first contest at the stadium since it was used as a shelter of last resort during Hurricane Katrina, the Saints christened the refurbished Superdome with a 23-3 victory on Monday Night Football...U2 and Green Day performed before the game; **Oct. 8** - On his 100th career touch as a professional, **Bush** returned a punt 65 yards for a touchdown for his first career NFL score in the fourth quarter to give New Orleans a dramatic 24-21 come-from-behind win over Tampa Bay at the Superdome to improve to 4-1; **Oct. 15** - The Saints jumped out of the gate with a 5-1 start following a 27-24 win over Philadelphia at the Superdome where K **John Carney** drilled a 31-yard field goal as time expired; **Nov. 5** - **Brees** threw for 314 yards and three touchdowns and rookie WR **Marques Colston** has 11 grabs for 123 yards with one score in a 31-14 win at Tampa Bay to sweep the season series; **Nov. 19** - **Brees** threw for a club-record 510 yards in a 31-16 loss to Cincinnati at the Superdome; **Dec. 3** - **Bush** exploded for four touchdowns, including nine receptions for 131 yards in a 34-10 win over San Francisco at the Superdome, as he captured NFC Offensive Player of the Week; **Dec. 10** - On the national stage of Sunday Night Football, the Saints improved to 9-4 with a 42-17 win at Dallas. **Brees** threw five TDs to be selected NFC Offensive Player of the Week; **Dec. 17** - Despite a 16-10 loss to Washington, the Saints clinch their first NFC South title with losses by Atlanta and Carolina; **Dec. 19** - **Brees**, T **Jammal Brown** and DE **Will Smith** are selected to the Pro Bowl as starters...the Saints' coaches would join the threesome as the staff for the NFC squad following the season; **Dec. 24** - **Bush** and **McAllister** each surpassed the century mark in rushing yards in a 30-7 win at the New York Giants.

**2007** Jan. 13 - The Saints defeated Philadelphia, 27-24, in the NFC Divisional Playoffs at the Superdome...RB **Deuce McAllister** rushed for 143 yards and a TD and added a TD reception in the second postseason win in club history; **Jan. 21** - In the team's first appearance in the NFC Championship Game, the Saints were defeated at Chicago, 39-14...the Saints sliced the Bears' lead to 16-14 in the second half and trailed by four early in the fourth quarter, but a handful of turnovers and miscues proved to be too much to overcome; **Feb. 2** - After the most memorable year in club history to date, QB **Drew Brees** is voted co-recipient of the NFL Walter Payton Man of the Year Award...it was one of a slew of awards won by Saints personnel following the 2006 season, including **Sean Payton** as a unanimous choice as NFL Coach of the Year and Executive VP/GM **Mickey Loomis** as NFL Executive of the Year by *The Sporting News* and *Pro Football Weekly/PFWA*; **Oct. 14** - **Brees** throws touchdowns to WRs **Marques Colston** and **Lance Moore** and rookie RB **Pierre Thomas** returned a fumble on special teams that he recovered five yards for a TD, as New Orleans broke an 0-4 start to win 28-17 in Seattle in a prime time Sunday Night Football contest; **Oct. 28** - **Brees** is selected Week Eight NFC Offensive Player of the Week for his efforts in a 31-10 win at the San Francisco 49ers, where he completed 31-of-39 passes (79.5%) for 336 yards, four touchdowns, including three caught by **Colston** and a 136.8 passer rating; **Nov. 4** - **Brees** set a team record with 346 passing yards in the first half of a 41-24 victory over Jacksonville and his 445-yard total for the game was then the second-most by a Saints passer; **Dec. 10** - **Brees** completed 28-of-41 passes for 328 yards with three touchdowns, zero interceptions and a 116.7 passer rating to lead a 34-14 Monday Night Football victory at Atlanta; **Dec. 30** - **Thomas** became the first player in Saints history and just the second rookie in NFL history to pick up 100 yards rushing and receiving in the same game, carrying the ball 20 times for 105 yards and catching 12 passes for 121 yards and a touchdown in his first career start at Chicago against the Bears.

**2008** Feb. 29 - Saints acquired LB **Jonathan Vilma** from the New York Jets for a 2008 fourth-round draft choice and a 2009 conditional choice that would turn out to be a third-round pick; **Aug. 31** - With Hurricane Gustav bearing down on New Orleans, the Saints evacuated their football operation to Indianapolis where they would practice for the full week leading up to the opener; **Sept. 7** - Saints return to New Orleans and opened season with a 24-20 victory over Tampa Bay; **Oct. 2** - QB **Drew Brees** named NFC Offensive Player of the Month for September after

# SAINTS TIMELINE

throwing for 1,343 yards and eight touchdowns in the team's first four games; **Oct. 6** - RB **Reggie Bush** tied an NFL record by returning two punts for touchdowns on Monday Night Football against the Minnesota Vikings, earning NFC Special Teams Player of the Week honors; **Oct. 26** - Playing in their first regular-season game outside the United States, the Saints defeated San Diego, 37-32, at London's Wembley Stadium...**Brees** was named NFC Offensive Player of the Week after throwing for 339 yards and three touchdowns; **Dec. 21** - RB **Pierre Thomas** tied a team-record by scoring a touchdown in his sixth consecutive game; **Dec. 28** - **Brees** finished the season with 5,069 passing yards, what were then the second-most in a season in NFL history, trailing only Dan Marino's 5,084 in 1984...he also set new team records with 34 touchdowns and 10 games with 300 or more passing yards.

**2009** **Jan. 6** - QB **Drew Brees** named *Associated Press* Offensive Player of the Year; **Feb. 8** - **Brees** and T **Jammal Brown** play for the NFC in the Pro Bowl; **March 30** - Saints announced the team's training camp would be held at their home practice facility in Metairie, La.; **April 25** - Saints used the 14th overall pick in the 2009 NFL Draft to select Ohio State CB **Malcolm Jenkins**; **May 19** - The NFL announced that New Orleans will host Super Bowl XLVII following the 2012 season; **June 19** - **Dennis Lauscha** promoted to executive vice president/CFO; **Sept. 13** - Saints opened their season with a 45-27 victory over the Detroit Lions, their most points ever on kickoff weekend...**Brees** tied a club record with six TD passes and was named NFC Offensive Player of the Week; **Sept. 20** - Saints start 2-0 with a 48-26 win at Philadelphia, as New Orleans scored at least 45 points in back-to-back contests for the first time in franchise history; **Oct. 1** - **Brees** named NFC Offensive Player of the Month for September after leading Saints to 3-0 record and throwing for 1,276 yards and nine TDs; **Oct. 19** - Saints improved to 5-0 with a 48-27 win over the New York Giants at the Superdome...**Brees** completed 23-of-30 passes for 369 yards with four touchdowns, zero interceptions and a 156.8 passer rating to capture NFC Offensive Player of the Week honors, while WR **Marques Colston** had eight grabs for 166 yards and one touchdown; **Oct. 25** - Saints improved to 6-0 with a 46-34 win at Miami, where they rebounded from a 24-3 deficit, tying their biggest comeback in franchise history...K **John Carney** became the fourth player in NFL history to reach 2,000 career points; **Nov. 8** - With their 30-20 win over Carolina, the 8-0 Saints now had the best start in team history; **Nov. 30** - In a 38-17 Monday night win over New England, where the Saints averaged a club record 9.6 yards per play, **Brees** completed 18-of-23 passes for 371 yards with five touchdowns...his career-high passer rating of 158.3 was only the second perfect rating in club history...**Brees** was named NFC Offensive Player of the Week; **Dec. 13** - New Orleans improves to 13-0 with a 26-23 win at Atlanta to sweep the season series... LB **Jonathan Vilma** had a fourth quarter interception and also made a fourth down stop with 1:18 left to help New Orleans clinch the victory; **Dec. 19** - After falling 24-17 to Dallas, New Orleans finally had a blemish on its record after a club-record 13 straight victories...**Brees** threw his 121st touchdown pass as a Saint, making him the franchise's all-time record holder and also became only the second NFL quarterback to throw for 4,000 yards in four consecutive seasons; **Dec. 27** - Vs. Tampa Bay, **Brees** completed a club-record 19 straight passes; **Dec. 29** - Seven Saints were named to the Pro Bowl.

**2010** **Jan. 16** - Saints defeated Arizona, 45-14, in the NFC Divisional playoff at the Superdome...RB **Reggie Bush** scored touchdowns on a 46-yard run and an 83-yard punt return; **Jan. 24** - Saints defeat Minnesota, 31-28, following K **Garrett Hartley's** 40-yard FG, in an overtime thriller in the NFC Championship game at the Superdome in front of a crowd of 71,276, advancing to the Super Bowl for the first time in franchise history; **Jan. 31** - Although they did not play in the contest due to New Orleans' coming participation in Super Bowl XLIV, a club-record, seven Saints Pro Bowl selections were present for the event, also held in Miami Gardens. **Feb. 6** - LB **Rickey Jackson** voted to the Pro Football Hall of Fame, becoming the first former Saint to have spent the majority of his career with New Orleans to be elected...**Jackson** joins Floyd Little, Russ Grimm, Dick LeBeau, John Randle, Jerry Rice and Emmitt Smith in the Hall of Fame Class of 2010 with enshrinement scheduled for Aug. 7; **Feb. 7** - Saints defeat the Indianapolis Colts, 31-17, in Super Bowl XLIV in Miami Gardens, Fl... the Saints overcame an early ten-point deficit as **Brees** was named the game's Most Valuable Player as he completed 32-of-39 passes for 288 yards with two touchdown passes and a 114.5 passer rating, tying the Super Bowl record for completions; **June 16** - The entire Saints organization were presented with their Super Bowl XLIV Championship rings at a ceremony at the Roosevelt Hotel in New Orleans; **Sept. 9** - After their Super Bowl XLIV Championship banner was unveiled at home, the Saints defeated the Minnesota Vikings in the 2010 NFL kickoff contest; **Oct. 31** - New Orleans plays at home on prime time on Halloween for the first time, as they defeat the Pittsburgh Steelers 20-10 on Sunday Night Football in a matchup between the last two Super Bowl champions; **Dec. 5** - In the second quarter of a



HISTORY

# SAINTS TIMELINE

come-from-behind 34-30 win at Cincinnati, **Brees** became the club's all-time passing yardage leader. **Dec. 27** - In a 17-14 Monday night win at Atlanta, New Orleans clinched a playoff berth for the first time in back-to-back seasons since 1991 and 1992.

**2011** **Jan 8** - Seattle came back from 10-0 and 17-7 first half deficits to defeat New Orleans, 41-36 at Qwest Field in an NFC Wild Card playoff game; **Jan. 30** - Five Saints were chosen for the NFC squad for the Pro Bowl...**G Jahri Evans** was named as a starter for the second consecutive season...**QB Drew Brees**, **S Roman Harper**, **G Carl Nicks** and **LB Jonathan Vilma** also made the trip to Honolulu; **Apr. 28** - Saints used the 24th overall pick in the NFL Draft to select California DE **Cameron Jordan** and acquired the 28th pick from the New England Patriots and selected Alabama RB and 2009 Heisman Trophy winner **Mark Ingram II**; **Sept. 18** - After losing the NFL kickoff contest at Green Bay, 42-34, the Saints evened their record and won their home opener for the fourth straight season as they defeated Chicago, 30-13, with QB **Drew Brees** throwing three TDs and running for another; **Oct. 9** - New Orleans improves to 3-1 with a 30-27 win at Carolina...**Brees** engineered a 13-play, 89-yard game fourth quarter game-winning drive that ended with a six-yard touchdown pass to RB **Pierre Thomas** with 50 seconds remaining; **Oct. 23** - In a 62-7 primetime, nationally televised victory over Indianapolis in the Superdome, the Saints' point total set a new club record and was tied for the highest total since the 1970 AFL-NFL merger...in addition to the club scoring record, they also set team marks for margin of victory (55) and PATs (8). **Brees** completed 31-of-35 passes for 325 yards with five TD throws and a 144.9 rating; **Nov. 6** - New Orleans' 27-16 win over Tampa Bay marked the start of an eight-game win streak to end the regular season; **Nov. 28** - The Saints defeated the eventual Super Bowl Champion New York Giants, 49-24, in the Superdome on Monday Night Football, in a contest where **Brees** completed 24-of-38 passes for 363 yards with four touchdowns, one rushing score and a 129.6 rating, becoming the first quarterback in team history with four passing touchdowns and one rushing touchdown in a game; **Dec. 18** - With a 42-20 win at Minnesota, behind 412 yards passing and five TD passes from **Brees**, who set an NFL single-season record with his 11th 300-yard passing game of 2011, New Orleans reached 11 wins for the third straight season for the first time; **Dec. 26** - **Brees** breaks Dan Marino's 27-year old single-season passing record of 5,084 yards when he connects on a nine-yard TD to **Sproles**; **Dec. 27** - **Brees**, **T Jermon Bushrod**, **Evans**, **TE Jimmy Graham** and **Nicks** were named to the Pro Bowl...**Graham** was selected on the strength of a sophomore season where he set a team receiving record with 99 receptions for 1,310 yards, the second-highest yardage total for a tight end in NFL history, and 11 touchdowns...**Evans** and **Nicks** were selected as starters.

**2012** **Jan. 1** - With a 45-17 win over Carolina in the regular season finale, the Saints improve to 13-3, tying their regular season record for wins and capturing the NFC South title, qualifying for the playoffs for the third season in a row...New Orleans accumulated what was a team single-game record 617 total net yards to run their season total to 7,474, surpassing the NFL single-season mark of 7,075 previously held by the 2000 Rams...RB **Darren Sproles** sets the league all-purpose yardage total with 2,696 yards...QB **Drew Brees** ended his record-setting December/January by capturing NFC Offensive Player of the Month, as he finished with a then-NFL-record 5,476 passing yards and 71.2% completion percentage; **Jan. 7** - Saints defeat Detroit, 45-28, in NFC Wild Card playoff, as **Brees** completes 33-of-43 passes for 466 yards with three TDs, the second-highest single-game passing yardage total in NFL postseason history; **Jan. 14** - The Saints fall to the San Francisco 49ers in a 36-32 thriller to end their 2011 season with an overall record of 14-4; **Feb 4** - **T William Roaf**, who played with New Orleans from 1993-2001 and was selected to the Pro Bowl seven times with the club, was voted to the Pro Football Hall of Fame...on the same evening, **Brees** was named the *Associated Press* NFL Offensive Player of the Year; **May 18** - Owner **Tom Benson** and RB **Deuce McAllister** are elected to the Saints Hall of Fame; **May 20** - **Dennis Lauscha** was promoted to team president; **June 15** - **Benson** completes the purchase of the New Orleans Hornets after having been approved by the NBA's Board of Governors; **Oct. 7** - **Brees** sets the NFL record on a first quarter 40-yard scoring throw to WR **Devery Henderson** with his 48th consecutive game with a touchdown pass, breaking a mark previously held by Johnny Unitas since 1960...the 31-24 win also marks the franchise's 300th regular season victory; **Oct. 21** - After starting the season 0-4, New Orleans wins its second consecutive game, 35-28 at Tampa Bay...**Brees** completed 27-of-37 passes for 377 yards with four touchdowns and a 130.1 passer rating; **Nov. 25** - WR **Marques Colston** became the club's all-time recordholder with his 56th touchdown vs. San Francisco...**Colston** ended the season with 532 receptions, tied for the club's all-time lead with WR **Eric Martin**; **Nov. 29** - **Brees'** streak of consecutive games with a touchdown pass ended at an NFL-record 54 after failing to throw one at Atlanta.

# SAINTS TIMELINE



HISTORY

**2013** Jan. 27 - QB **Drew Brees**, T **Jermon Bushrod**, G **Jahri Evans** and P **Thomas Morstead** represent the Saints in the Pro Bowl; **Sept. 15** - S **Roman Harper** intercepts a tipped pass in the end zone with 43 seconds left to help New Orleans hold onto a 23-17 season-opening victory over Atlanta. **Sept. 15** - K **Garrett Hartley** drilled a 27-yard field goal as time expired to give the Saints a 16-14 victory at Tampa Bay in a contest delayed by a thunderstorm, powered by a ten-reception, 179-yard, one touchdown receiving performance by TE **Jimmy Graham**; **Oct. 6** - The Saints win at Chicago, 26-18, to improve to 5-0...**Graham** has his fourth consecutive game with 100 yards receiving for the second time in his career, tying the NFL record for tight ends with consecutive 100-yard games; **Nov. 10** - Saints improve to 7-2 with a 49-17 win over Dallas in primetime at the Superdome as the club sets an NFL record with 40 first downs and had a team-record 625 total net yards...**Brees** completes 34-of-41 passes for 392 yards with four touchdowns as he captures NFC Offensive Player of the Week honors...LB **Rickey Jackson**, QB **Archie Manning** and T **William Roaf** inducted into the club's newly established Ring of Honor; **Nov. 21** - Saints improve to 9-2 with a 17-13 win at Atlanta on Thursday Night Football, where **Brees** dished touchdowns to **Graham** and fellow TE **Benjamin Watson** and DE **Cameron Jordan** had 2.5 sacks; **Dec. 8** - **Brees** becomes only the fifth player in NFL history at the time to reach 50,000 yards passing as he throws for 313 yards and four touchdowns in helping the Saints defeat Carolina in a primetime 31-13 win at the Superdome; **Dec. 27** - **Brees**, G **Jahri Evans**, **Graham**, G **Ben Grubbs** and DE **Cameron Jordan** were named to the Pro Bowl... **Brees** was selected for the seventh time as a Saint, tying him for first place in club record books with **Roaf**; **Dec. 29** - With a 42-17 win over Tampa Bay in the regular season finale, improve to 11-5, qualifying for the playoffs for the fourth time in five seasons...**Brees** captured NFC Offensive Player of the Week for the fourth time of the season as he completed 24-of-31 passes for 381 yards and four TDs, one which went to **Graham**, who finished with a then-franchise record 16 TD grabs, the second-highest scoring grab total all-time in NFL record books for a tight end.

**2014** Jan. 4 - Saints defeat Philadelphia, 26-24, in NFC Wild Card playoff, as K **Shayne Graham** booted the 32-yard game-winning field goal as time expired to give New Orleans their first road playoff win in franchise history; **Oct. 5** - Rookie RB **Khiry Robinson** has an 18-yard walk off rushing touchdown in overtime to give New Orleans a 37-31 win over Tampa Bay at the Superdome; **Nov. 30** - QB **Drew Brees** tosses for five touchdowns to earn NFC Offensive Player of the Week honors and RB **Mark Ingram II** rushes for 122 yards as the Saints defeat the Steelers at Heinz Field 35-32, New Orleans' first win in Pittsburgh since 1987; **Dec. 23** - G **Jahri Evans** and TE **Jimmy Graham** were selected to the Pro Bowl with **Brees** and **Ingram** later added as replacements. It was the franchise-record eighth selection for **Brees**; **Dec. 14** - **Brees** completes 29-of-36 passes for 375 yards with three touchdowns, zero interceptions and a 127.8 passer rating to power a 31-15 win on Monday Night Football over the Chicago Bears at Soldier Field; **Dec. 28** - **Brees** connected with WR **Marques Colston** for a fourth quarter 36-yard touchdown and DE **Cameron Jordan** had 1.5 sacks in a come-from-behind 23-20 victory at Tampa Bay to close out the season at 7-9.

**2015** June 15 - Former Saints S **Steve Gleason** selected as the *PFWA's* 2015 George Halas Award winner; **Aug. 3** - Former Saints K **Morten Andersen** is elected as the fourth member of the club's Ring of Honor; **Oct. 4** - In QB **Drew Brees'** return to the lineup after missing his first game as a professional due to injury (shoulder), he completes 33-of-41 passes for 359 yards and two touchdowns, leading the Saints to a 26-20 overtime victory over the Dallas Cowboys...the win comes on the second play from scrimmage, an 80-yard touchdown throw to RB **C.J. Spiller**, and also marked the first overtime touchdown pass of **Brees'** career; **Oct. 16** - With LB **Michael Mauti's** blocked punt recovered for a touchdown in a Thursday Night Football win over Atlanta, he joined his father, WR **Rich Mauti**, as the only father-son duo to score touchdowns for the Saints in franchise history; **Nov. 1** - **Brees** completes 39-of-50 passes for 505 yards, a 131.7 rating and an NFL-record-tying seven touchdown passes as the Saints defeat the New York Giants 52-49...**Brees** becomes only the second player to pass for 500 yards and seven touchdowns in a single game, on his way to being named the NFC Offensive Player of the Week...With eight receptions for 114 yards and one TD, WR **Marques Colston** ties WR **Joe Horn** in club record books with his 28th 100-yard receiving game.

**2016** Jan. 3 - New Orleans wins its season finale in Atlanta 20-17...the win marked QB **Drew Brees'** 100th career victory (regular season and postseason combined) as the Saints' starting quarterback; **Jan. 31** - DE **Cameron Jordan** represents the Saints in the Pro Bowl;



# SAINTS TIMELINE

**Sept. 11** - In the opener against Oakland, **Brees** finds WR **Brandin Cooks** for a 98-yard touchdown, the longest pass play of his career and the longest play from scrimmage in team history. **Sept. 18** - **Brees** records his sixth-consecutive game without an interception, matching a franchise record; **Sept. 26** - **Brees** reaches a career-best 305 passing attempts without an interception, becoming just the fourth quarterback in NFL record books with a streak of 300 or more pass attempts without an interception, joining Tom Brady (358), Alex Smith (312) and Bernie Kosar (308); **Oct. 2** - At San Diego, Head Coach **Sean Payton** captures his 94th career victory, surpassing Jim Mora (93 victories from 1986-96) for the most wins by a Saints head coach; **Oct. 16** - **Brees** throws for 465 yards against Carolina, the third-highest total in franchise history and sets a new NFL record with his 15th-career 400-yard passing game, breaking a tie with Peyton Manning; **Oct. 23** - At Kansas City, **Brees** completes 37-of-48 passes for 367 yards and three touchdowns...it was his NFL-record 100th game with at least 300 yards passing. New Orleans also scores in their 14th-consecutive quarter, setting a new franchise record for scoring in consecutive quarters; **Nov. 6** - RB **Mark Ingram II** rushes for a career-high 158 yards on 15 carries (10.5 avg.), with a career-long 75-yard rushing touchdown in a 41-23 win at San Francisco; **Dec. 18** - In a win at Arizona, **Brees** completes 37-of-48 passes for 389 yards, three touchdowns and a 127.9 passer rating, collecting his 100th regular season victory as Saints signal-caller; **Dec. 24** - A 31-24 win against Tampa Bay marked head coach **Sean Payton's** 94th-career regular season victory, breaking a tie with Jim Mora for most regular season wins in franchise history...It was also his 100th-career victory including both the regular season and the postseason.

**2017** **Jan. 1** - In season finale at Atlanta, QB **Drew Brees** surpassed 5,000 yards passing for the fifth time in his career...he finished the season with 5,208 passing yards, his second-highest career total and the fourth-highest total in NFL records...in the contest, rookie WR **Michael Thomas** set several rookie franchise marks, finishing with 156 yards on 10 catches (15.6 avg.) and a 14-yard scoring grab. Thomas finished the season with 92 catches for 1,137 yards with nine touchdowns, setting club single-season rookie records in all three receiving categories; **Jan. 23** - **Brees** was named to his franchise-record ninth Pro Bowl as a Saint, tenth overall; **April 28** - With the 11th overall pick in the NFL draft, the Saints selected Ohio State CB **Marshon Lattimore** and with the 32nd pick, they chose Wisconsin T **Ryan Ramczyk**...**Lattimore**, the highest cornerback ever taken by New Orleans lived up to his billing, as he became the first Saint to capture *Associated Press* Defensive Rookie of the Year honors, while **Ramczyk** played every offensive snap. **April 29** - In a trade for a third round draft pick with San Francisco, with the 67th overall pick in the NFL Draft, New Orleans selected Tennessee RB **Alvin Kamara**...**Kamara** went on to be selected as AP Offensive Rookie of the Year as he had a club-best and team rookie record 1,554 yards from scrimmage and 14 touchdowns, a club rookie mark. **Oct. 1** - New Orleans recorded the 14th shutout in team history, the first since 2012 and the first on the road since the 1995 season finale with a 20-0 dismantling of Miami in London. **Oct. 29** - New Orleans wins their fifth consecutive contest as they finish the month of October undefeated (4-0) with a 20-12 win over Chicago at the Superdome...the New Orleans defense didn't surrender a touchdown until the fourth quarter and Lattimore recorded a pick with 1:11 left in the contest to clinch the victory. **Nov. 5** - Head Coach **Sean Payton** got his 100th career regular season victory with a 30-10 win over Tampa Bay at the Mercedes-Benz Superdome. **Dec. 3** - On the way to a 31-21 victory over Carolina at the Mercedes-Benz Superdome that would give the 9-3 Saints sole possession of first place in the NFC South, **Kamara** became the fourth Saint to score at least one touchdown in six consecutive contests and the club's first rookie in a two-rushing score effort and **Brees** surpassed Peyton Manning and moved into second place all-time in NFL record books in completions. **Dec. 24** - With a 23-13 win over Atlanta, New Orleans clinches their first playoff berth since 2013 in a contest where **Brees** became only the third quarterback in NFL history with 70,000 career passing yards. **Dec. 31** - Despite a 31-24 loss at Tampa Bay, New Orleans clinched their first NFC South division title since 2011...New Orleans and the rival Carolina Panthers finished with identical 11-5 records, but the Saints claimed the NFL South by virtue of a regular season sweep of Carolina...with six receptions in the contest, WR **Michael Thomas** finished the season with 104 catches, the first Saint to reach the century mark and **Kamara**, who had a 106-yard kickoff return for a TD, the longest play in franchise history, set the club rookie record for touchdowns (14) and led the team in total yards from scrimmage (1,554)...the Saints finished as the only NFL club ranked in the top five in run offense and pass offense.

**2018** **Jan. 7** - New Orleans defeated the Carolina Panthers, 31-26, in the NFC Wild Card Playoff as they would have three wins against an opponent in the same season for the first time in franchise history; **Jan. 28** - The Saints coaching staff, led by **Sean Payton** and seven Saints

# SAINTS TIMELINE



HISTORY

players, tied for the most in club history, represent the club for the NFC squad in the Pro Bowl played in Orlando, Fl...New Orleans was represented by QB **Drew Brees**, RB **Mark Ingram II**, DE **Cameron Jordan**, RB **Alvin Kamara**, CB **Marshon Lattimore**, WR **Michael Thomas** and G **Larry Warford**. **Feb. 3** - At the NFL Honors ceremony in Minneapolis, **Kamara** and **Lattimore** were selected as the AP NFL Offensive and Defensive rookies of the year, the first time teammates have swept the awards since Lions RB Mel Farr and CB Lem Barney did so in 1967...**Kamara** joined Pro Football Hall of Famer Gale Sayers as the second rookie in league history to score five rushing touchdowns, five receiving touchdowns and a special teams touchdown...**Lattimore** led the team and NFL rookies with five interceptions, including one returned for a touchdown; **Mar. 14** - Saints agreed to terms on a three-year contract with unrestricted free agent LB **Demario Davis**...**Davis** emerged as a leader on the defense, selected a team captain and led the club with 110 tackles and added five sacks; **Mar. 15** - Owner **Tom Benson** passed away at age 90...a dynamic business leader and entrepreneur, the New Orleans native helped mold the Saints into a model franchise and one respected league-wide...since being purchased by **Benson** in 1985, the franchise has earned 14 playoff berths, ten playoff wins, and captured its first Super Bowl championship; **Sept. 16** - Saints win 350th regular season game in franchise history with a 21-18 victory over Cleveland at the Superdome; **Sept. 30** - **Kamara** carried the ball 19 times for a career-high 134 yards with a career-high three touchdowns to lead New Orleans to a 33-18 win over the New York Giants at MetLife Stadium...**Davis** is named NFC Defensive Player of the Week for an effort where he had 11 tackles and two sacks; **Oct. 8** - With a 62-yard touchdown pass to rookie WR **Tre'Quan Smith**, **Brees** became the NFL's all-time passing yardage leader in a 43-19 Monday Night Football win over Washington; **Oct. 21** - New Orleans rebounded from a 17-7 fourth quarter deficit to defeat the Baltimore Ravens 24-23 at M&T Stadium in Baltimore...**Brees** connected with TE **Benjamin Watson** in the second quarter on a one-yard touchdown, the signal-caller's 500th career scoring pass; **Nov. 4** - **Brees** tossed for 346 yards and four touchdowns, including a connection with **Thomas** on a fourth quarter 72-yard TD to lead the Saints to a 45-35 win over the previously undefeated Los Angeles Rams at the Mercedes-Benz Superdome...**Thomas** had 12 receptions for a club record 211 yards; **Dec. 18** - Five Saints, T **Terron Armstead**, **Brees**, **Jordan**, **Thomas** and C **Max Unger** were selected to the Pro Bowl...**Kamara**, G **Andrus Peat** and **Warford** were later named, giving New Orleans a franchise-record eight selections; **Dec. 23** - New Orleans ties franchise regular season record with 13 wins when they defeat Pittsburgh 31-28 in the Mercedes-Benz Superdome when **Davis** recovers a fumble at the New Orleans 42-yard line with 32 seconds remaining. New Orleans wins back-to-back division titles for the first time in franchise history...Sitting out the regular season finale, **Brees** would finish the season surpassing his prior NFL record for completion percentage (74.4%).

**2019** **Jan. 4** - Five Saints, T **Terron Armstead**, QB **Drew Brees**, DE **Cameron Jordan**, T **Ryan Ramczyk** and WR **Michael Thomas** were selected as *Associated Press* All-Pro; **Jan. 13** - The Saints defeated Philadelphia, 20-14, in the NFC Divisional Playoffs at the Mercedes-Benz Superdome...WR **Michael Thomas** had 12 receptions for a postseason club record 171 yards and a TD, as CB **Marshon Lattimore** had two interceptions for an effort where the Saints shutout the Eagles for the final three quarters; **Sept. 9** - QB **Drew Brees** leads Saints on a 37-second fourth quarter game-winning drive and K **Wil Lutz** drilled a career-long 58-yard field goal as time expired to lead the Saints to a 30-28 season-opening win over Houston on Monday Night Football at the Mercedes-Benz Superdome; **Sept. 22** - Filling in for an injured **Brees**, QB **Teddy Bridgewater** led the Saints to a 33-27 win at Seattle, completing 19-of-27 passes for 177 yards with two touchdowns, zero interceptions and a 112.7 passer rating. With a 53-yard punt return for a touchdown by WR/RS **Deonte Harris** and a fumble return for a touchdown by S **Vonn Bell**, New Orleans scored an offensive, defensive and special teams touchdown in the same game for only the third time in franchise history; **Oct. 6** - DE **Will Smith** is inducted into the club's Ring of Honor posthumously; **Dec. 16** - With a third quarter, five-yard touchdown pass to TE **Josh Hill**, **Brees** became the NFL's all-time scoring pass leader at the time, with his 541st, surpassing Peyton Manning in a 34-7 win on Monday Night Football over Indianapolis. **Dec. 22** - WR **Michael Thomas** finished a 38-28 win at Tennessee as the NFL's single-season receptions leader, finishing the contest with 145 total grabs, which would be extended to 149 in the season ending contest; **Dec. 29** - In the regular season-ending 42-10 win at Carolina, New Orleans would finish with 13 wins for the fourth time in franchise history and the first time in back-to-back seasons.

**2020** **Jan. 3** - A club-record six Saints were named to the *Associated Press* All-Pro team. LB **Demario Davis**, PR **Deonte Harris**, WR **Michael Thomas** and T **Ryan Ramczyk** were first-team selections, while special teamer **J.T. Gray** and DE **Cameron Jordan** were second-team. **Jan. 16** - With RB **Alvin Kamara** added to the Pro Bowl squad, New Orleans would

# SAINTS TIMELINE

have a franchise-record 11 players named to the league's all-star game; **Feb. 1** - **Thomas** won AP NFL Offensive Player of the Year. **March 16** - In the wake of the COVID-19 pandemic, Owner **Gayle Benson** established the Gayle Benson Community Assistance Fund with a \$1 million personal donation, partnering with the Greater New Orleans Foundation to help with contributions and distributions to nonprofits working to support those in the service and hospitality industry; **April 24** - Saints used the 24th overall pick in the NFL draft to select Michigan G/C **Cesar Ruiz**; **Oct. 4** - Saints capture first road victory of the season with a 35-29 win at Detroit, as New Orleans rushed for 164 yards and **Kamara** tied the franchise-record by scoring a touchdown in six consecutive games; **Oct. 25** - Saints defeat Carolina 27-24, as they play in front of 3,000 fans, their first performance in front of a paid crowd in 2020; **Nov. 15** - QB **Drew Brees** suffers rib and collapsed lung injuries in New Orleans' 27-13 win over San Francisco that would sideline him the next four games; **Dec. 21** - Five Saints were Pro Bowl selections; T **Terron Armstead**, Jordan, **Kamara**, CB **Marshon Lattimore** and G **Andrus Peat**; **Dec. 25** - Saints make their Christmas debut with a 52-33 win over Minnesota that clinches their fourth straight NFC South title. **Kamara** tied an NFL record with six rushing touchdowns and six total touchdowns, the hallmark of a 22-carry, 155-yard performance where he set a career-best in rushing yards as well.

**2021** **Jan. 10** - In an NFC Wild Card Playoff, the Saints defeat the Bears 21-9; **Jan. 17** - The Saints' season ends as the Buccaneers defeat them 30-20 in an NFC Divisional Playoff before 3,750 fans; **March 14** - QB **Drew Brees** announces his retirement; **Sept 8** - Having spent nearly two weeks having evacuated to Dallas-Fort Worth due to Hurricane Ida, the Saints step on their field for their first regular season practice in preparation for what would be a 38-3 win over the Green Bay Packers four days later, in a contest that was played at Jacksonville's TIAA Bank Field due to the destruction of the storm in New Orleans; **Sept. 14** - Turning their eyes in the recovery from Hurricane Ida to returning to the Caesars Superdome to host an Oct. 3 contest vs. the New York Giants, the club announced that following an initial \$1 million donation to the Saints Gulf Coast Renewal Fund by Owner **Gayle Benson**, over \$5 million had been donated to the fund to be disbursed to multiple nonprofits intimately involved in the rebuilding and recovery efforts following Hurricane Ida; **Oct. 10** - New Orleans started what would be a three-game winning streak with a 33-22 victory at Washington; **Dec. 2** - Former Saints LB **Sam Mills** was inducted into the club's Ring of Honor posthumously at halftime of a Thursday night contest against the Dallas Cowboys; **Dec. 19** - With Head Coach **Sean Payton** testing positive for COVID-19 two days earlier, Defensive Coordinator **Dennis Allen** was entrusted to assume his coaching duties, as the coaching staff and the players helped produce a 9-0 shutout of Tampa Bay on Sunday Night Football to sweep the season series; **Dec. 22** - DB **J.T. Gray** (starter), DE **Cameron Jordan**, **Kamara** and CB **Marshon Lattimore** were selected to the Pro Bowl.

**2022** **Jan. 25** - After guiding the Black and Gold to a 9-8 record and their fifth consecutive winning season despite the challenges brought forth by Hurricane Ida, injuries and numerous COVID-19-related absences, **Sean Payton** steps away as Saints head coach after posting a 161-97 record (regular season/postseason combined) in 16 seasons, departing the Saints as the franchise's winningest coach and tied for 22nd all-time in victories; **Feb. 8** - **Dennis Allen** was introduced as the 17th head coach of the Saints...**Allen** had served as defensive coordinator since 2015, with 12 seasons on New Orleans' staff in two separate stints; **Feb. 10** - **Sam Mills** was elected posthumously to be enshrined as part of the Pro Football Hall of Fame's Class of 2022...**Mills** played in 133 games for New Orleans from 1986-94 and recorded 934 tackles (723 solo), 10.5 sacks, four interceptions, 27 passes defended, 16 forced fumbles and 17 fumble recoveries...**Mills** was selected to the Saints Hall of Fame in 1998, the Louisiana Sports Hall of Fame in 2001, the club's All-50th team in 2016 and to the Ring of Honor in 2021; **Feb. 28** - The NFL announces the Saints will play a regular season game in London in 2022...When the Saints play the Minnesota Vikings on Oct. 2, it will mark the third time New Orleans plays a regular season game overseas, all in London, this being the first time the club will play at Tottenham Hotspur Stadium; **April 28** - Holding two first round draft picks for the first time since 2017, the Saints selected Ohio State WR **Chris Olave** with the 11th overall pick and Northern Iowa T **Trevor Penning** with the 19th overall choice; **May 5** - The Saints signed free agent S **Tyrann Mathieu** to a three-year contract, bringing the three-time Pro Bowler, three-time AP All-Pro and Super Bowl champion back to his hometown; **May 11** - In a presentation at the Ochsner Sports Performance Center, Saints Owner **Gayle Benson** received *The New Orleans Times-Picayune* Loving Cup Award for 2021, which annually has been awarded to New Orleanians whose philanthropic efforts and community involvement soar above and beyond;

# SAINTS TIMELINE



HISTORY

**2022** **Jan. 25** - After guiding the Black and Gold to a 9-8 record and their fifth consecutive winning season despite the challenges brought forth by Hurricane Ida, injuries and numerous COVID-19-related absences, **Sean Payton** steps away as head coach of the New Orleans Saints after posting a 161-97 record (regular season and postseason combined) in 16 seasons, departing the Saints as the franchise's winningest coach and tied for 22nd all-time in victories; **Feb. 8** - **Dennis Allen** was introduced as the 17th head coach of the New Orleans Saints... Allen, who had served as defensive coordinator since 2015, is a coaching veteran of 26 seasons, including 12 in New Orleans; **Feb. 10** - **Sam Mills** was elected posthumously to be enshrined as part of the Pro Football Hall of Fame's Class of 2022...Mills played in 133 games with 125 starts for New Orleans from 1986-94 and recorded 934 tackles (723 solo), 10.5 sacks, four interceptions, 27 passes defensed, 16 forced fumbles and 17 fumble recoveries, two recovered for a touchdown..Mills was selected to the Pro Bowl four times as a member of the Saints and was a consensus All-Pro twice... Mills was selected to the Saints Hall of Fame in 1998, the Louisiana Sports Hall of Fame in 2001, the club's All-50th team in 2016 and to the Ring of Honor in 2021; **Feb. 28** - The National Football League announces that the Saints will play a regular season game in London in 2022...When the Saints played the Minnesota Vikings on October 2, it will mark the third time New Orleans played a regular season game overseas, all in London, this being the first time the club played at Tottenham Hotspur Stadium; **April 28** - Holding two first round draft picks for the first time since 2017, the Saints selected Ohio State WR **Chris Olave** with the 11th overall pick and Northern Iowa T **Trevor Penning** with the 19th overall choice...**Olave** would be a consensus All-Rookie selection, recording 72 receptions for 1,042 yards (14.5 avg.) and four touchdowns; **May 5** - The Saints signed unrestricted free agent S **Tyrann Mathieu** to a three-year contract, bringing the three-time Pro Bowler, three-time *Associated Press* All-Pro and Super Bowl champion back to his hometown...**Mathieu** finished the season with a career-high 91 tackles and a career-best four takeaways; **May 11** - In a presentation held at the Ochsner Sports Performance Center, Saints Owner **Gayle Benson** received *The New Orleans Times-Picayune* Loving Cup Award for 2021, which annually has been awarded to New Orleanians whose philanthropic efforts and community involvement soar above and beyond; **Nov. 27** - With a 27-20 win over the defending Super Bowl champion Los Angeles Rams at the Caesars Superdome, New Orleans records the franchise's 400th regular season victory; **Dec. 18** - The Saints swept Atlanta with a 21-18 victory, giving them a 54-53 all-time record against the opponent they have faced the most...TE **Juwan Johnson** totaled a season-high 67 yards on four catches with two touchdowns for the second time of the season, as he would lead the team with seven scoring grabs...TE **Taysom Hill** connected on a 68-yard touchdown pass to rookie WR/RS **Rashid Shaheed**, giving him (regular season and postseason combined) ten passing touchdowns, 21 rushing touchdowns and 11 receiving touchdowns, making him the first NFL player to reach double-digit touchdowns in all three categories since Frank Gifford...DE **Cameron Jordan** also played in his 200th career game (regular season and postseason combined), becoming the first defensive Saint to reach 200 appearances and only the fourth overall; **Dec. 24** - With a starting temperature of six degrees Fahrenheit, New Orleans' 17-10 win at Cleveland was the coldest starting temperature for a contests that the club ever took the field for in franchise history.

**2023** **Jan. 1** - Despite a valiant effort, New Orleans was eliminated from the playoff chase due to other results, despite a 20-10 win over the eventual Super Bowl finalist Philadelphia Eagles at Lincoln Financial Field...Following a three-sack performance, DE **Cameron Jordan** (115.5) became the franchise's all-time sack leader as he earned NFC Defensive Player of the Week honors...With 8.5 sacks to finish the season, **Jordan** became the sixth player since sacks became an official statistic in 1982 to record at least seven sacks in 11 consecutive seasons; **Jan. 29** - **Jordan** and LB **Demario Davis** represent the Saints at the Pro Bowl games in Las Vegas...It was **Jordan's** eighth selection, second in franchise history and **Davis'** first; **March 6** - The Saints agreed to terms with free agent QB **Derek Carr** on a four-year contract; **April 27** - The Saints selected Clemson DT **Bryan Bresee** with their first round draft pick (29th overall) in the 2023 NFL Draft;



# SEASON RESULTS (1967-69)

HOME GAMES IN BOLD CAPS - All attendance figures from 1990 - present are based on tickets distributed  
 MN - Monday Night; SN - Sunday Night; TN - Thursday Night; FR - Friday; SAT - Saturday; THUR - Thursday

## 1967: 3-11 (4TH-CAPITOL)

Head Coach: Tom Fears

9/17	LOS ANGELES RAMS	TULANE STADIUM	L	13-27	80,879
9/24	WASHINGTON	TULANE STADIUM	L	10-30	74,937
10/1	CLEVELAND BROWNS	TULANE STADIUM	L	7-42	77,045
10/8	at New York Giants	Yankee Stadium	L	21-27	62,670
10/15	at Dallas Cowboys	Cotton Bowl	L	10-14	64,128
10/22	at San Francisco 49ers	Kezar Stadium	L	13-27	34,285
10/29	PITTSBURGH STEELERS	TULANE STADIUM	L	10-14	68,911
11/5	PHILADELPHIA EAGLES	TULANE STADIUM	W	31-24	59,596
11/12	DALLAS COWBOYS	TULANE STADIUM	L	10-27	83,437
11/19	at Philadelphia Eagles	Franklin Field	L	21-48	60,751
11/26	ATLANTA FALCONS	TULANE STADIUM	W	27-24	83,437
12/3	at St. Louis Cardinals	Busch Stadium	L	20-31	41,171
12/10	at Baltimore Colts	Memorial Stadium	L	10-30	60,238
12/17	at Washington	D.C. Stadium	W	30-14	50,486
				<b>233-379</b>	<b>901,971</b>

## 1968: 4-9-1 (3RD-CENTURY)

Head Coach: Tom Fears

9/15	CLEVELAND BROWNS	TULANE STADIUM	L	10-24	74,215
9/22	WASHINGTON	TULANE STADIUM	W	31-17	65,941
9/29	ST. LOUIS CARDINALS	TULANE STADIUM	L	20-21	79,021
10/6	at New York Giants	Yankee Stadium	L	21-38	60,967
10/13	MINNESOTA VIKINGS	TULANE STADIUM	W	20-17	71,105
10/20	at Pittsburgh Steelers	Pitt Stadium	W	16-12	32,303
10/27	at St. Louis Cardinals	Busch Stadium	L	17-31	45,476
11/3	DALLAS COWBOYS	TULANE STADIUM	L	3-17	84,728
11/10	at Cleveland Browns	Municipal Stadium	L	17-35	71,025
11/17	at Green Bay Packers (Milw.)	Milwaukee County Stadium	L	7-29	49,644
11/24	at Detroit Lions	Tiger Stadium	T	20-20	46,152
12/1	CHICAGO BEARS	TULANE STADIUM	L	17-23	78,285
12/8	at Philadelphia Eagles	Franklin Field	L	17-29	57,128
12/15	PITTSBURGH STEELERS	TULANE STADIUM	W	24-14	66,131
				<b>246-327</b>	<b>882,121</b>

## 1969: 5-9 (3RD-CAPITOL)

Head Coach: Tom Fears

9/21	WASHINGTON	TULANE STADIUM	L	20-26	73,147
9/28	DALLAS COWBOYS	TULANE STADIUM	L	17-21	79,567
10/5	at Los Angeles Rams	L.A. Memorial Coliseum	L	17-36	54,879
10/12	CLEVELAND BROWNS	TULANE STADIUM	L	17-27	71,274
10/19	BALTIMORE COLTS	TULANE STADIUM	L	10-30	80,636
10/26	at Philadelphia Eagles	Franklin Field	L	10-13	60,658
11/2	at St. Louis Cardinals	Busch Stadium	W	51-42	46,718
11/9	at Dallas Cowboys	Cotton Bowl	L	17-33	62,282
11/16	at New York Giants	Yankee Stadium	W	25-24	68,927
11/23	SAN FRANCISCO 49ERS	TULANE STADIUM	W	43-38	71,448
11/30	PHILADELPHIA EAGLES	TULANE STADIUM	W	26-17	72,805
12/7	at Atlanta Falcons	Atlanta Stadium	L	17-45	57,021
12/14	at Washington	R.F.K. Stadium	L	14-17	50,354
12/21	PITTSBURGH STEELERS	TULANE STADIUM	W	27-24	72,256
				<b>311-393</b>	<b>921,972</b>

# SEASON RESULTS (1970-73)



## 1970: 2-11-1 (4TH-NFC WEST)

Head Coaches: Tom Fears (7 games, 1-5-1) & J.D. Roberts (7 games, 1-6)

9/20	ATLANTA FALCONS	TULANE STADIUM	L	3-14	77,042
9/27	at Minnesota Vikings	Metropolitan Stadium	L	0-26	47,900
10/4	NEW YORK GIANTS	TULANE STADIUM	W	14-10	69,126
10/11	at St. Louis Cardinals	Busch Stadium	L	17-24	45,294
10/18	at San Francisco 49ers	Kezar Stadium	T	20-20	39,446
10/25	at Atlanta Falcons	Atlanta Stadium	L	14-32	58,850
11/1	LOS ANGELES RAMS	TULANE STADIUM	L	17-30	77,861
11/8	DETROIT LIONS	TULANE STADIUM	W	19-17	66,910
11/15	at Miami Dolphins	Orange Bowl	L	10-21	42,866
11/22	DENVER BRONCOS	TULANE STADIUM	L	6-31	66,837
11/29	at Cincinnati Bengals	Riverfront Stadium	L	6-26	59,342
12/6	at Los Angeles Rams	L.A. Memorial Coliseum	L	16-34	66,410
12/13	SAN FRANCISCO 49ERS	TULANE STADIUM	L	27-38	61,940
12/20	CHICAGO BEARS	TULANE STADIUM	L	3-24	63,518
				172-347	843,342

## 1971: 4-8-2 (4TH-NFC WEST)

Head Coach: J.D. Roberts

9/19	LOS ANGELES RAMS	TULANE STADIUM	W	24-20	70,915
9/26	SAN FRANCISCO 49ERS	TULANE STADIUM	L	20-38	81,595
10/3	at Houston Oilers	Astrodome	T	13-13	47,966
10/10	at Chicago Bears	Soldier Field	L	14-35	55,049
10/17	DALLAS COWBOYS	TULANE STADIUM	W	24-14	83,088
10/24	at Atlanta Falcons	Atlanta Stadium	L	6-28	58,850
10/31	at Washington	R.F.K. Stadium	L	14-24	53,041
11/7	OAKLAND RAIDERS	TULANE STADIUM	T	21-21	83,102
11/14	at San Francisco 49ers	Candlestick Park	W	26-20	45,138
11/21	MINNESOTA VIKINGS	TULANE STADIUM	L	10-23	83,130
11/28	at Green Bay Packers (Milw.)	Milwaukee County Stadium	W	29-21	48,035
12/5	at Los Angeles Rams	L.A. Memorial Coliseum	L	28-45	73,610
12/12	CLEVELAND BROWNS	TULANE STADIUM	L	17-21	72,794
12/19	ATLANTA FALCONS	TULANE STADIUM	L	20-24	75,954
				266-347	932,267

## 1972: 2-11-1 (4TH-NFC WEST)

Head Coach: J.D. Roberts

9/17	at Los Angeles Rams	L.A. Memorial Coliseum	L	14-34	66,303
9/25	KANSAS CITY CHIEFS - MN	TULANE STADIUM	L	17-20	70,793
10/1	SAN FRANCISCO 49ERS	TULANE STADIUM	L	2-37	69,840
10/8	at New York Giants	Yankee Stadium	L	21-45	62,507
10/15	ATLANTA FALCONS	TULANE STADIUM	L	14-21	66,294
10/22	at San Francisco 49ers	Candlestick Park	T	20-20	59,167
10/29	PHILADELPHIA EAGLES	TULANE STADIUM	W	21-3	65,664
11/5	at Minnesota Vikings	Metropolitan Stadium	L	6-37	49,784
11/12	at Atlanta Falcons	Atlanta Stadium	L	20-36	58,850
11/19	at Detroit Lions	Tiger Stadium	L	14-27	53,752
11/26	LOS ANGELES RAMS	TULANE STADIUM	W	19-16	64,325
12/3	at New York Jets	Shea Stadium	L	17-18	62,496
12/10	NEW ENGLAND PATRIOTS	TULANE STADIUM	L	10-17	64,889
12/17	GREEN BAY PACKERS	TULANE STADIUM	L	20-30	65,881
				215-361	880,545

## 1973: 5-9 (3RD-NFC WEST)

Head Coach: John North

9/16	ATLANTA FALCONS	TULANE STADIUM	L	7-62	66,428
9/24	at Dallas Cowboys - MN	Texas Stadium	L	3-40	52,715

# SEASON RESULTS (1973-76)

9/30	at Baltimore Colts	Memorial Stadium	L	10-14	52,293
10/7	<b>CHICAGO BEARS</b>	<b>TULANE STADIUM</b>	<b>W</b>	<b>21-16</b>	<b>56,561</b>
10/14	<b>DETROIT LIONS</b>	<b>TULANE STADIUM</b>	<b>W</b>	<b>20-13</b>	<b>57,810</b>
10/21	at San Francisco 49ers	Candlestick Park	L	0-40	52,881
10/28	<b>WASHINGTON</b>	<b>TULANE STADIUM</b>	<b>W</b>	<b>19-3</b>	<b>66,315</b>
11/4	<b>BUFFALO BILLS</b>	<b>TULANE STADIUM</b>	<b>W</b>	<b>13-0</b>	<b>74,770</b>
11/11	at Los Angeles Rams	L.A. Memorial Coliseum	L	7-29	70,358
11/18	at San Diego Chargers	San Diego Stadium	L	14-17	34,848
11/25	<b>LOS ANGELES RAMS</b>	<b>TULANE STADIUM</b>	<b>L</b>	<b>13-24</b>	<b>67,192</b>
12/2	at Green Bay Packers (Milw.)	Milwaukee County Stadium	L	10-30	46,092
12/9	<b>SAN FRANCISCO 49ERS</b>	<b>TULANE STADIUM</b>	<b>W</b>	<b>16-10</b>	<b>62,490</b>
12/16	at Atlanta Falcons	Atlanta-Fulton County Stadium	L	10-14	34,147
				<b>163-312</b>	<b>794,900</b>

## 1974: 5-9 (3RD-NFC WEST)

		<b>Head Coach: John North</b>			
9/15	<b>SAN FRANCISCO 49ERS</b>	<b>TULANE STADIUM</b>	L	13-17	65,071
9/22	at Los Angeles Rams	L.A. Memorial Coliseum	L	0-24	64,178
9/29	<b>ATLANTA FALCONS</b>	<b>TULANE STADIUM</b>	<b>W</b>	<b>14-13</b>	<b>62,273</b>
10/6	at Chicago Bears	Soldier Field	L	10-24	45,818
10/13	at Denver Broncos	Mile High Stadium	L	17-33	51,881
10/20	at Atlanta Falcons	Atlanta Stadium	W	13-3	47,217
10/27	<b>PHILADELPHIA EAGLES</b>	<b>TULANE STADIUM</b>	<b>W</b>	<b>14-10</b>	<b>64,257</b>
11/3	at Detroit Lions	Tiger Stadium	L	14-19	43,256
11/10	<b>MIAMI DOLPHINS</b>	<b>TULANE STADIUM</b>	<b>L</b>	<b>0-21</b>	<b>74,289</b>
11/17	<b>LOS ANGELES RAMS</b>	<b>TULANE STADIUM</b>	<b>W</b>	<b>20-7</b>	<b>57,287</b>
11/25	<b>PITTSBURGH STEELERS - MN</b>	<b>TULANE STADIUM</b>	<b>L</b>	<b>7-28</b>	<b>71,907</b>
12/1	at Minnesota Vikings	Metropolitan Stadium	L	9-29	44,202
12/8	<b>ST. LOUIS CARDINALS</b>	<b>TULANE STADIUM</b>	<b>W</b>	<b>14-0</b>	<b>57,152</b>
12/15	at San Francisco 49ers	Candlestick Park	L	21-35	40,418
				<b>166-263</b>	<b>789,156</b>

## 1975: 2-12 (4TH-NFC WEST)

		<b>Head Coaches: John North (6 games, 1-5) &amp; Ernie Hefferle (8 games, 1-7)</b>			
9/21	at Washington	R.F.K. Stadium	L	3-41	54,414
9/28	<b>CINCINNATI BENGALS</b>	<b>LOUISIANA SUPERDOME</b>	<b>L</b>	<b>0-21</b>	<b>52,531</b>
10/5	at Atlanta Falcons	Atlanta Stadium	L	7-14	29,444
10/12	<b>GREEN BAY PACKERS</b>	<b>LOUISIANA SUPERDOME</b>	<b>W</b>	<b>20-19</b>	<b>51,371</b>
10/19	at San Francisco 49ers	Candlestick Park	L	21-35	39,990
10/26	at Los Angeles Rams	L.A. Memorial Coliseum	L	14-38	54,723
11/2	<b>ATLANTA FALCONS</b>	<b>LOUISIANA SUPERDOME</b>	<b>W</b>	<b>23-7</b>	<b>49,342</b>
11/9	at Oakland Raiders	Oakland Coliseum	L	10-48	51,267
11/16	<b>MINNESOTA VIKINGS</b>	<b>LOUISIANA SUPERDOME</b>	<b>L</b>	<b>7-20</b>	<b>52,765</b>
11/23	<b>SAN FRANCISCO 49ERS</b>	<b>LOUISIANA SUPERDOME</b>	<b>L</b>	<b>6-16</b>	<b>40,328</b>
11/30	at Cleveland Browns	Municipal Stadium	L	16-17	44,753
12/7	<b>LOS ANGELES RAMS</b>	<b>LOUISIANA SUPERDOME</b>	<b>L</b>	<b>7-14</b>	<b>39,358</b>
12/14	at New York Giants	Shea Stadium	L	14-28	40,150
12/21	<b>CHICAGO BEARS</b>	<b>LOUISIANA SUPERDOME</b>	<b>L</b>	<b>17-42</b>	<b>33,371</b>
				<b>165-360</b>	<b>633,807</b>

## 1976: 4-10 (3RD-NFC WEST)

		<b>HEAD COACH: Hank Stram</b>			
9/12	<b>MINNESOTA VIKINGS</b>	<b>LOUISIANA SUPERDOME</b>	L	9-40	58,156
9/19	<b>DALLAS COWBOYS</b>	<b>LOUISIANA SUPERDOME</b>	L	6-24	61,413
9/26	at Kansas City Chiefs	Arrowhead Stadium	W	27-17	53,918
10/3	<b>HOUSTON OILERS</b>	<b>LOUISIANA SUPERDOME</b>	<b>L</b>	<b>26-31</b>	<b>51,973</b>
10/10	<b>ATLANTA FALCONS</b>	<b>LOUISIANA SUPERDOME</b>	<b>W</b>	<b>30-0</b>	<b>51,521</b>
10/17	at San Francisco 49ers	Candlestick Park	L	3-33	43,160

# SEASON RESULTS (1976-79)

10/24	<b>LOS ANGELES RAMS</b>	<b>LOUISIANA SUPERDOME</b>	L	10-16	51,984
10/31	at Atlanta Falcons	Atlanta-Fulton County Stadium	L	20-23	34,127
11/7	at Green Bay Packers (Milw.)	Milwaukee County Stadium	L	27-32	52,936
11/14	<b>DETROIT LIONS</b>	<b>LOUISIANA SUPERDOME</b>	W	17-16	42,048
11/21	at Seattle Seahawks	Kingdome	W	51-27	61,865
11/28	at Los Angeles Rams	L.A. Memorial Coliseum	L	14-33	54,906
12/5	at New England Patriots	Schaefer Stadium	L	6-27	53,592
12/12	<b>SAN FRANCISCO 49ERS</b>	<b>LOUISIANA SUPERDOME</b>	L	7-27	42,536
				<b>253-346</b>	<b>714,135</b>

## 1977: 3-11 (4TH-NFC WEST)

		<b>Head Coach: Hank Stram</b>			
9/18	<b>GREEN BAY PACKERS</b>	<b>LOUISIANA SUPERDOME</b>	L	20-24	56,250
9/25	at Detroit Lions	Silverdome	L	19-23	51,548
10/2	at Chicago Bears	Soldier Field	W	42-24	51,488
10/9	<b>SAN DIEGO CHARGERS</b>	<b>LOUISIANA SUPERDOME</b>	L	0-14	53,942
10/16	at Los Angeles Rams	L.A. Memorial Coliseum	L	7-14	46,045
10/23	at St. Louis Cardinals	Busch Stadium	L	31-49	48,417
10/30	<b>LOS ANGELES RAMS</b>	<b>LOUISIANA SUPERDOME</b>	W	27-26	59,023
11/6	at Philadelphia Eagles	Veterans Stadium	L	7-28	53,482
11/13	<b>SAN FRANCISCO 49ERS</b>	<b>LOUISIANA SUPERDOME</b>	L	7-10 OT	41,564
11/20	<b>ATLANTA FALCONS</b>	<b>LOUISIANA SUPERDOME</b>	W	21-20	43,135
11/27	at San Francisco 49ers	Candlestick Park	L	17-20	33,702
12/4	<b>NEW YORK JETS</b>	<b>LOUISIANA SUPERDOME</b>	L	13-16	40,464
12/11	<b>TAMPA BAY BUCCANEERS</b>	<b>LOUISIANA SUPERDOME</b>	L	14-33	40,124
12/18	at Atlanta Falcons	Atlanta-Fulton County Stadium	L	7-35	36,895
				<b>232-336</b>	<b>656,079</b>

## 1978: 7-9 (3RD-NFC WEST)

		<b>Head Coach: Dick Nolan</b>			
9/3	<b>MINNESOTA VIKINGS</b>	<b>LOUISIANA SUPERDOME</b>	W	31-24	54,187
9/10	at Green Bay Packers (Milw.)	Milwaukee County Stadium	L	17-28	54,336
9/17	<b>PHILADELPHIA EAGLES</b>	<b>LOUISIANA SUPERDOME</b>	L	17-24	49,242
9/24	at Cincinnati Bengals	Riverfront Stadium	W	20-18	40,455
10/1	<b>LOS ANGELES RAMS</b>	<b>LOUISIANA SUPERDOME</b>	L	20-26	61,659
10/8	<b>CLEVELAND BROWNS</b>	<b>LOUISIANA SUPERDOME</b>	L	16-24	50,158
10/15	at San Francisco 49ers	Candlestick Park	W	14-7	37,671
10/22	at Los Angeles Rams	L.A. Memorial Coliseum	W	10-3	47,574
10/29	<b>NEW YORK GIANTS</b>	<b>LOUISIANA SUPERDOME</b>	W	28-17	58,807
11/5	at Pittsburgh Steelers	Three Rivers Stadium	L	14-20	48,526
11/12	<b>ATLANTA FALCONS</b>	<b>LOUISIANA SUPERDOME</b>	L	17-20	70,323
11/19	at Dallas Cowboys	Texas Stadium	L	7-27	57,920
11/26	at Atlanta Falcons	Atlanta-Fulton County Stadium	L	17-20	55,521
12/3	<b>SAN FRANCISCO 49ERS</b>	<b>LOUISIANA SUPERDOME</b>	W	24-13	50,068
12/10	<b>HOUSTON OILERS</b>	<b>LOUISIANA SUPERDOME</b>	L	12-17	63,169
12/17	at Tampa Bay Buccaneers	Tampa Stadium	W	17-10	51,207
				<b>281-298</b>	<b>850,823</b>

## 1979: 8-8 (2ND-NFC WEST)

		<b>Head Coach: Dick Nolan</b>			
9/2	<b>ATLANTA FALCONS</b>	<b>LOUISIANA SUPERDOME</b>	L	34-40 OT	70,940
9/9	at Green Bay Packers (Milw.)	Milwaukee County Stadium	L	19-28	53,184
9/16	<b>PHILADELPHIA EAGLES</b>	<b>LOUISIANA SUPERDOME</b>	L	14-26	54,212
9/23	at San Francisco 49ers	Candlestick Park	W	30-21	39,727
9/30	<b>NEW YORK GIANTS</b>	<b>LOUISIANA SUPERDOME</b>	W	24-14	51,543
10/7	<b>LOS ANGELES RAMS</b>	<b>LOUISIANA SUPERDOME</b>	W	17-35	68,986
10/14	at Tampa Bay Buccaneers	Tampa Stadium	W	42-14	67,640
10/21	<b>DETROIT LIONS</b>	<b>LOUISIANA SUPERDOME</b>	W	17-7	57,428
10/28	at Washington	R.F.K. Stadium	W	14-10	52,133
11/4	at Denver Broncos	Mile High Stadium	L	3-10	74,482



HISTORY



# SEASON RESULTS (1979-82)

11/11	<b>SAN FRANCISCO 49ERS</b>	LOUISIANA SUPERDOME	W	31-20	65,551
11/18	at Seattle Seahawks	Kingdome	L	24-38	60,055
11/25	at Atlanta Falcons	Atlanta-Fulton County Stadium	W	37-6	42,815
12/3	<b>OAKLAND RAIDERS - MN</b>	LOUISIANA SUPERDOME	L	35-42	65,541
12/9	<b>SAN DIEGO CHARGERS</b>	LOUISIANA SUPERDOME	L	0-35	61,059
12/16	at Los Angeles Rams	L.A. Memorial Coliseum	W	29-14	53,879
				<b>370-360</b>	<b>939,175</b>

## 1980: 1-15 (4TH-NFC WEST)

Head Coaches: Dick Nolan (12 games, 0-12) & Dick Stanfel (4 games, 1-3)

9/7	<b>SAN FRANCISCO 49ERS</b>	LOUISIANA SUPERDOME	L	23-26	58,621
9/14	at Chicago Bears	Soldier Field	L	3-22	62,523
9/21	<b>BUFFALO BILLS</b>	LOUISIANA SUPERDOME	L	26-35	51,154
9/28	at Miami Dolphins	Orange Bowl	L	16-21	40,946
10/5	<b>ST. LOUIS CARDINALS</b>	LOUISIANA SUPERDOME	L	7-40	45,388
10/12	at Detroit Lions	Silverdome	L	13-24	78,147
10/19	<b>ATLANTA FALCONS</b>	LOUISIANA SUPERDOME	L	14-41	62,651
10/26	at Washington	R.F.K. Stadium	L	14-22	51,375
11/2	at Los Angeles Rams	Anaheim Stadium	L	31-45	59,909
11/9	<b>PHILADELPHIA EAGLES</b>	LOUISIANA SUPERDOME	L	21-34	44,340
11/16	at Atlanta Falcons	Atlanta-Fulton County Stadium	L	13-31	53,871
11/24	<b>LOS ANGELES RAMS - MN</b>	LOUISIANA SUPERDOME	L	7-27	53,488
11/30	<b>MINNESOTA VIKINGS</b>	LOUISIANA SUPERDOME	L	20-23	30,936
12/7	at San Francisco 49ers	Candlestick Park	L	35-38 OT	37,949
12/14	at New York Jets	Shea Stadium	W	21-20	38,077
12/21	<b>NEW ENGLAND PATRIOTS</b>	LOUISIANA SUPERDOME	L	27-38	38,277
				<b>291-487</b>	<b>807,652</b>

## 1981: 4-12 (4TH-NFC WEST)

Head Coach: Bum Phillips

9/6	at Atlanta Falcons	Atlanta-Fulton County Stadium	L	0-27	57,406
9/13	<b>LOS ANGELES RAMS</b>	LOUISIANA SUPERDOME	W	23-17	62,063
9/20	at New York Giants	Giants Stadium	L	7-20	69,814
9/27	at San Francisco 49ers	Candlestick Park	L	14-21	44,433
10/4	<b>PITTSBURGH STEELERS</b>	LOUISIANA SUPERDOME	L	6-20	64,578
10/11	<b>PHILADELPHIA EAGLES</b>	LOUISIANA SUPERDOME	L	14-31	52,728
10/18	at Cleveland Browns	Municipal Stadium	L	17-20	76,059
10/25	<b>CINCINNATI BENGALS</b>	LOUISIANA SUPERDOME	W	17-7	46,336
11/1	<b>ATLANTA FALCONS</b>	LOUISIANA SUPERDOME	L	10-41	63,637
11/8	at Los Angeles Rams	Anaheim Stadium	W	21-13	61,068
11/15	at Minnesota Vikings	Metropolitan Stadium	L	10-20	45,215
11/22	at Houston Oilers	Astrodome	W	27-24	49,581
11/29	<b>TAMPA BAY BUCCANEERS</b>	LOUISIANA SUPERDOME	L	14-31	62,209
12/6	at St. Louis Cardinals	Busch Stadium	L	3-30	46,923
12/13	<b>GREEN BAY PACKERS</b>	LOUISIANA SUPERDOME	L	7-35	45,518
12/20	<b>SAN FRANCISCO 49ERS</b>	LOUISIANA SUPERDOME	L	17-21	43,639
				<b>207-378</b>	<b>891,207</b>

## 1982: 4-5 (9TH-NFC)

Head Coach: Bum Phillips

9/12	<b>ST. LOUIS CARDINALS</b>	LOUISIANA SUPERDOME	L	7-21	58,673
9/19	at Chicago Bears	Soldier Field	W	10-0	56,600
11/21	<b>KANSAS CITY CHIEFS</b>	LOUISIANA SUPERDOME	W	27-17	39,341
11/28	at San Francisco 49ers	Candlestick Park	W	23-20	51,611
12/5	<b>TAMPA BAY BUCCANEERS</b>	LOUISIANA SUPERDOME	L	10-13	61,709
12/12	at Atlanta Falcons	Atlanta-Fulton County Stadium	L	0-35	39,535
12/19	at Dallas Cowboys	Texas Stadium	L	7-21	64,506
12/26	<b>WASHINGTON</b>	LOUISIANA SUPERDOME	L	10-27	48,667
1/2	<b>ATLANTA FALCONS</b>	LOUISIANA SUPERDOME	W	35-6	47,336
				<b>129-160</b>	<b>467,978</b>

# SEASON RESULTS (1983-85)



**HISTORY**

## 1983: 8-8 (3RD-NFC WEST)

		<b>Head Coach: Bum Phillips</b>			
9/4	<b>ST. LOUIS CARDINALS</b>	<b>LOUISIANA SUPERDOME</b>	<b>W</b>	<b>28-17</b>	<b>60,430</b>
9/11	at Los Angeles Rams	Anaheim Stadium	L	27-30	45,572
9/18	<b>CHICAGO BEARS</b>	<b>LOUISIANA SUPERDOME</b>	<b>W</b>	<b>34-31 OT</b>	<b>64,692</b>
9/25	at Dallas Cowboys	Texas Stadium	L	20-21	62,136
10/2	<b>MIAMI DOLPHINS</b>	<b>LOUISIANA SUPERDOME</b>	<b>W</b>	<b>17-7</b>	<b>66,489</b>
10/9	at Atlanta Falcons	Atlanta-Fulton County Stadium	W	19-17	51,654
10/16	<b>SAN FRANCISCO 49ERS</b>	<b>LOUISIANA SUPERDOME</b>	<b>L</b>	<b>13-32</b>	<b>68,154</b>
10/23	at Tampa Bay Buccaneers	Tampa Stadium	W	24-21	48,242
10/30	at Buffalo Bills	Rich Stadium	L	21-27	49,413
11/6	<b>ATLANTA FALCONS</b>	<b>LOUISIANA SUPERDOME</b>	<b>W</b>	<b>27-10</b>	<b>67,062</b>
11/13	at San Francisco 49ers	Candlestick Park	L	0-27	40,022
11/21	<b>NEW YORK JETS - MN</b>	<b>LOUISIANA SUPERDOME</b>	<b>L</b>	<b>28-31</b>	<b>68,606</b>
11/27	<b>MINNESOTA VIKINGS</b>	<b>LOUISIANA SUPERDOME</b>	<b>W</b>	<b>17-16</b>	<b>59,502</b>
12/4	at New England Patriots	Sullivan Stadium	L	0-7	24,579
12/11	at Philadelphia Eagles	Veterans Stadium	W	20-17 OT	45,182
12/18	<b>LOS ANGELES RAMS</b>	<b>LOUISIANA SUPERDOME</b>	<b>L</b>	<b>24-26</b>	<b>70,148</b>
				<b>319-337</b>	<b>891,883</b>

## 1984: 7-9 (3RD-NFC WEST)

		<b>Head Coach: Bum Phillips</b>			
9/2	<b>ATLANTA FALCONS</b>	<b>LOUISIANA SUPERDOME</b>	<b>L</b>	<b>28-36</b>	<b>66,652</b>
9/9	<b>TAMPA BAY BUCCANEERS</b>	<b>LOUISIANA SUPERDOME</b>	<b>W</b>	<b>17-13</b>	<b>54,686</b>
9/16	at San Francisco 49ers	Candlestick Park	L	20-30	57,611
9/23	<b>ST. LOUIS CARDINALS</b>	<b>LOUISIANA SUPERDOME</b>	<b>W</b>	<b>34-24</b>	<b>58,723</b>
9/30	at Houston Oilers	Astrodome	W	27-10	43,108
10/7	at Chicago Bears	Soldier Field	L	7-20	53,752
10/14	<b>LOS ANGELES RAMS</b>	<b>LOUISIANA SUPERDOME</b>	<b>L</b>	<b>10-28</b>	<b>63,161</b>
10/21	at Dallas Cowboys - SN	Texas Stadium	L	27-30 OT	50,966
10/28	at Cleveland Browns	Municipal Stadium	W	16-14	52,849
11/4	<b>GREEN BAY PACKERS</b>	<b>LOUISIANA SUPERDOME</b>	<b>L</b>	<b>13-23</b>	<b>57,426</b>
11/11	at Atlanta Falcons	Atlanta-Fulton County Stadium	W	17-13	40,590
11/19	<b>PITTSBURGH STEELERS - MN</b>	<b>LOUISIANA SUPERDOME</b>	<b>W</b>	<b>27-24</b>	<b>66,005</b>
11/25	<b>SAN FRANCISCO 49ERS</b>	<b>LOUISIANA SUPERDOME</b>	<b>L</b>	<b>3-35</b>	<b>65,117</b>
12/2	at Los Angeles Rams	Anaheim Stadium	L	21-34	49,348
12/9	<b>CINCINNATI BENGALS</b>	<b>LOUISIANA SUPERDOME</b>	<b>L</b>	<b>21-24</b>	<b>40,855</b>
12/15	at New York Giants	Giants Stadium	W	10-3	63,739
				<b>298-361</b>	<b>884,588</b>

## 1985: 5-11 (3RD-NFC WEST)

**Head Coaches: Bum Phillips (12 games, 4-8) & Wade Phillips (4 games, 1-3)**

9/8	<b>KANSAS CITY CHIEFS</b>	<b>LOUISIANA SUPERDOME</b>	<b>L</b>	<b>27-47</b>	<b>57,760</b>
9/15	at Denver Broncos	Mile High Stadium	L	23-34	74,488
9/22	<b>TAMPA BAY BUCCANEERS</b>	<b>LOUISIANA SUPERDOME</b>	<b>W</b>	<b>20-13</b>	<b>45,320</b>
9/29	at San Francisco 49ers	Candlestick Park	W	20-17	58,053
10/6	<b>PHILADELPHIA EAGLES</b>	<b>LOUISIANA SUPERDOME</b>	<b>W</b>	<b>23-21</b>	<b>56,364</b>
10/13	at Los Angeles Raiders	L.A. Memorial Coliseum	L	13-23	48,152
10/20	at Atlanta Falcons	Atlanta-Fulton County Stadium	L	24-31	44,784
10/27	<b>NEW YORK GIANTS</b>	<b>LOUISIANA SUPERDOME</b>	<b>L</b>	<b>13-21</b>	<b>54,082</b>
11/3	at Los Angeles Rams	Anaheim Stadium	L	10-28	49,030
11/10	<b>SEATTLE SEAHAWKS</b>	<b>LOUISIANA SUPERDOME</b>	<b>L</b>	<b>3-27</b>	<b>47,365</b>
11/17	at Green Bay Packers (Milw.)	Milwaukee County Stadium	L	14-38	52,104
11/24	at Minnesota Vikings	Metrodome	W	30-23	54,117
12/1	<b>LOS ANGELES RAMS</b>	<b>LOUISIANA SUPERDOME</b>	<b>W</b>	<b>29-3</b>	<b>44,122</b>
12/8	at St. Louis Cardinals	Busch Stadium	L	16-28	29,527
12/15	<b>SAN FRANCISCO 49ERS</b>	<b>LOUISIANA SUPERDOME</b>	<b>L</b>	<b>19-31</b>	<b>46,065</b>
12/22	<b>ATLANTA FALCONS</b>	<b>LOUISIANA SUPERDOME</b>	<b>L</b>	<b>10-16</b>	<b>37,717</b>
				<b>294-401</b>	<b>799,410</b>

# SEASON RESULTS (1986-88)

## 1986: 7-9 (4TH-NFC WEST)

		Head Coach: Jim Mora		
9/7	ATLANTA FALCONS	LOUISIANA SUPERDOME	L	10-31
9/14	GREEN BAY PACKERS	LOUISIANA SUPERDOME	W	24-10
9/21	at San Francisco 49ers	Candlestick Park	L	17-26
9/28	at New York Giants	Giants Stadium	L	17-20
10/5	WASHINGTON	LOUISIANA SUPERDOME	L	6-14
10/12	at Indianapolis Colts	Hoosier Dome	W	17-14
10/19	TAMPA BAY BUCCANEERS	LOUISIANA SUPERDOME	W	38-7
10/26	at New York Jets	Giants Stadium	L	23-28
11/2	SAN FRANCISCO 49ERS	LOUISIANA SUPERDOME	W	23-10
11/9	LOS ANGELES RAMS	LOUISIANA SUPERDOME	W	6-0
11/16	at St. Louis Cardinals	Busch Stadium	W	16-7
11/23	at Los Angeles Rams	Anaheim Stadium	L	13-26
11/30	NEW ENGLAND PATRIOTS	LOUISIANA SUPERDOME	L	20-21
12/7	MIAMI DOLPHINS	LOUISIANA SUPERDOME	L	27-31
12/14	at Atlanta Falcons	Atlanta-Fulton County Stadium	W	14-9
12/21	at Minnesota Vikings	Metrodome	L	17-33
				288-287
				864,368

## 1987: 12-3 (2ND-NFC WEST)

		Head Coach: Jim Mora		
9/13	CLEVELAND BROWNS	LOUISIANA SUPERDOME	W	28-21
9/20	at Philadelphia Eagles	Veterans Stadium	L	17-27
10/4	LOS ANGELES RAMS	LOUISIANA SUPERDOME	W	37-10
10/11	at St. Louis Cardinals	Busch Stadium	L	19-24
10/18	at Chicago Bears	Soldier Field	W	19-17
10/25	SAN FRANCISCO 49ERS	LOUISIANA SUPERDOME	L	22-24
11/1	at Atlanta Falcons	Atlanta-Fulton County Stadium	W	38-0
11/8	at Los Angeles Rams	Anaheim Stadium	W	31-14
11/15	at San Francisco 49ers	Candlestick Park	W	26-24
11/22	NEW YORK GIANTS	LOUISIANA SUPERDOME	W	23-14
11/29	at Pittsburgh Steelers	Three Rivers Stadium	W	20-16
12/6	TAMPA BAY BUCCANEERS	LOUISIANA SUPERDOME	W	44-34
12/13	HOUSTON OILERS	LOUISIANA SUPERDOME	W	24-10
12/20	at Cincinnati Bengals	Riverfront Stadium	W	41-24
12/27	GREEN BAY PACKERS	LOUISIANA SUPERDOME	W	33-24
				422-283
				774,297
		NFC Wild Card Playoff		
1/3	MINNESOTA VIKINGS	LOUISIANA SUPERDOME	L	10-44
				68,127

## 1988: 10-6 (3RD-NFC WEST)

		Head Coach: Jim Mora		
9/4	SAN FRANCISCO 49ERS	LOUISIANA SUPERDOME	L	33-34
9/11	at Atlanta Falcons	Atlanta-Fulton County Stadium	W	29-21
9/18	at Detroit Lions	Silverdome	W	22-14
9/25	TAMPA BAY BUCCANEERS	LOUISIANA SUPERDOME	W	13-9
10/3	DALLAS COWBOYS - MN	LOUISIANA SUPERDOME	W	20-17
10/9	at San Diego Chargers	Jack Murphy Stadium	W	23-17
10/16	at Seattle Seahawks	Kingdome	W	20-19
10/23	LOS ANGELES RAIDERS	LOUISIANA SUPERDOME	W	20-6
10/30	LOS ANGELES RAMS	LOUISIANA SUPERDOME	L	10-12
11/6	at Washington	R.F.K. Stadium	L	24-27
11/13	at Los Angeles Rams	Anaheim Stadium	W	14-10
11/20	DENVER BRONCOS	LOUISIANA SUPERDOME	W	42-0
11/27	NEW YORK GIANTS - SN	LOUISIANA SUPERDOME	L	12-13
12/4	at Minnesota Vikings	Metrodome	L	3-45
12/11	at San Francisco 49ers	Candlestick Park	L	17-30
12/18	ATLANTA FALCONS	LOUISIANA SUPERDOME	W	10-9
				312-283
				960,942

# SEASON RESULTS (1989-91)



**HISTORY**

## 1989: 9-7 (3RD-NFC WEST)

		<b>Head Coach: Jim Mora</b>			
9/10	DALLAS COWBOYS	LOUISIANA SUPERDOME	W	28-0	66,977
9/17	at Green Bay Packers	Lambeau Field	L	34-35	55,809
9/24	at Tampa Bay Buccaneers	Tampa Stadium	L	10-20	44,053
10/1	WASHINGTON	LOUISIANA SUPERDOME	L	14-16	64,358
10/8	SAN FRANCISCO 49ERS	LOUISIANA SUPERDOME	L	20-24	60,488
10/15	NEW YORK JETS	LOUISIANA SUPERDOME	W	29-14	59,521
10/22	at Los Angeles Rams	Anaheim Stadium	W	40-21	57,567
10/29	ATLANTA FALCONS	LOUISIANA SUPERDOME	W	20-13	65,153
11/6	at San Francisco 49ers - MN	Candlestick Park	L	13-31	60,667
11/12	at New England Patriots	Sullivan Stadium	W	28-24	47,680
11/19	at Buffalo Bills	Atlanta-Fulton County Stadium	W	26-17	53,173
11/26	LOS ANGELES RAMS - SN	LOUISIANA SUPERDOME	L	17-20	OT 64,274
12/3	at Detroit Lions	Silverdome	L	14-21	38,550
12/10	at Buffalo Bills	Rich Stadium	W	22-19	70,037
12/18	PHILADELPHIA EAGLES - MN	LOUISIANA SUPERDOME	W	30-20	59,218
12/24	INDIANAPOLIS COLTS	LOUISIANA SUPERDOME	W	41-6	49,009
				<b>386-301</b>	<b>916,534</b>

## 1990: 8-8 (2ND-NFC WEST)

		<b>Head Coach: Jim Mora</b>			
9/10	SAN FRANCISCO 49ERS - MN	LOUISIANA SUPERDOME	L	12-13	68,629
9/16	at Minnesota Vikings	Metrodome	L	3-32	56,272
9/23	PHOENIX CARDINALS	LOUISIANA SUPERDOME	W	28-7	61,110
10/7	at Atlanta Falcons	Atlanta-Fulton County Stadium	L	27-28	57,401
10/14	CLEVELAND BROWNS	LOUISIANA SUPERDOME	W	25-20	68,608
10/21	at Houston Oilers	Astrodome	L	10-23	57,908
10/28	DETROIT LIONS	LOUISIANA SUPERDOME	L	10-27	64,368
11/4	at Cincinnati Bengals	Riverfront Stadium	W	21-7	60,067
11/11	TAMPA BAY BUCCANEERS	LOUISIANA SUPERDOME	W	35-7	67,865
11/18	at Washington	R.F.K. Stadium	L	17-31	52,573
11/25	ATLANTA FALCONS	LOUISIANA SUPERDOME	W	10-7	68,629
12/2	at Dallas Cowboys	Texas Stadium	L	13-17	60,087
12/9	at Los Angeles Rams	Anaheim Stadium	W	24-20	56,864
12/16	PITTSBURGH STEELERS	LOUISIANA SUPERDOME	L	6-9	68,582
12/23	at San Francisco 49ers	Candlestick Park	W	13-10	60,112
12/31	LOS ANGELES RAMS - MN	LOUISIANA SUPERDOME	W	20-17	68,647
				<b>274-275</b>	<b>997,722</b>
		<b>NFC Wild Card Playoff</b>			
1/6	at Chicago Bears	Soldier Field	L	6-16	60,767

## 1991: 11-5 (1ST-NFC WEST)

		<b>Head Coach: Jim Mora</b>			
9/1	SEATTLE SEAHAWKS	LOUISIANA SUPERDOME	W	27-24	68,492
9/8	at Kansas City Chiefs	Arrowhead Stadium	W	17-10	74,816
9/15	LOS ANGELES RAMS - SN	LOUISIANA SUPERDOME	W	24-7	68,583
9/22	MINNESOTA VIKINGS	LOUISIANA SUPERDOME	W	26-0	68,591
9/29	at Atlanta Falcons	Atlanta-Fulton County Stadium	W	27-6	56,556
10/13	at Philadelphia Eagles	Veterans Stadium	W	13-6	64,224
10/20	TAMPA BAY BUCCANEERS	LOUISIANA SUPERDOME	W	23-7	68,591
10/27	CHICAGO BEARS	LOUISIANA SUPERDOME	L	17-20	68,591
11/3	at Los Angeles Rams	Anaheim Stadium	W	24-17	58,713
11/10	SAN FRANCISCO 49ERS	LOUISIANA SUPERDOME	W	10-3	68,591
11/17	at San Diego Chargers	Jack Murphy Stadium	L	21-24	48,420
11/24	ATLANTA FALCONS - SN	LOUISIANA SUPERDOME	L	20-23	OT 68,591
12/1	at San Francisco 49ers	Candlestick Park	L	24-38	62,092
12/8	at Dallas Cowboys	Texas Stadium	L	14-23	64,530
12/16	LOS ANGELES RAIDERS - MN	LOUISIANA SUPERDOME	W	27-0	68,625
12/22	at Phoenix Cardinals	Sun Devil Stadium	W	27-3	30,928



# SEASON RESULTS (1991-94)

		NFC Wild Card Playoff		341-211	1,008,934
12/28	ATLANTA FALCONS - SAT	LOUISIANA SUPERDOME	L	20-27	68,794

## 1992: 12-4 (2ND-NFC WEST)

		Head Coach: Jim Mora			
9/6	at Philadelphia Eagles	Veterans Stadium	L	13-15	63,513
9/13	CHICAGO BEARS	LOUISIANA SUPERDOME	W	28-6	68,591
9/20	at Atlanta Falcons	Georgia Dome	W	10-7	67,328
9/27	SAN FRANCISCO 49ERS - SN	LOUISIANA SUPERDOME	L	10-16	68,591
10/4	at Detroit Lions	Silverdome	W	13-7	66,971
10/11	LOS ANGELES RAMS - SN	LOUISIANA SUPERDOME	W	13-10	68,591
10/18	at Phoenix Cardinals	Sun Devil Stadium	W	30-21	27,735
11/1	TAMPA BAY BUCCANEERS	LOUISIANA SUPERDOME	W	23-21	68,591
11/8	at New England Patriots	Foxboro Stadium	W	31-14	45,413
11/15	at San Francisco 49ers	Candlestick Park	L	20-21	64,895
11/23	WASHINGTON - MN	LOUISIANA SUPERDOME	W	20-3	68,591
11/29	MIAMI DOLPHINS	LOUISIANA SUPERDOME	W	24-13	68,591
12/3	ATLANTA FALCONS - TN	LOUISIANA SUPERDOME	W	22-14	68,591
12/13	at Los Angeles Rams	Anaheim Stadium	W	37-14	47,355
12/20	BUFFALO BILLS	LOUISIANA SUPERDOME	L	16-20	68,591
12/26	at New York Jets - SAT	Giants Stadium	W	20-0	45,614
				330-202	977,552
		NFC Wild Card Playoff			
1/3	PHILADELPHIA EAGLES	LOUISIANA SUPERDOME	L	20-36	68,893

## 1993: 8-8 (2ND-NFC WEST)

		Head Coach: Jim Mora			
9/5	HOUSTON OILERS - SN	LOUISIANA SUPERDOME	W	33-21	69,029
9/12	at Atlanta Falcons	Georgia Dome	W	34-31	64,287
9/19	DETROIT LIONS	LOUISIANA SUPERDOME	W	14-3	69,039
9/26	SAN FRANCISCO 49ERS	LOUISIANA SUPERDOME	W	16-13	69,041
10/3	at Los Angeles Rams	Anaheim Stadium	W	37-6	50,709
10/17	at Pittsburgh Steelers	Three Rivers Stadium	L	14-37	56,056
10/24	ATLANTA FALCONS	LOUISIANA SUPERDOME	L	15-26	69,043
10/31	at Phoenix Cardinals	Sun Devil Stadium	W	20-17	36,778
11/14	GREEN BAY PACKERS	LOUISIANA SUPERDOME	L	17-19	69,043
11/22	at San Francisco 49ers - MN	Candlestick Park	L	7-42	66,500
11/28	at Minnesota Vikings	Metrodome	W	17-14	53,030
12/5	at Cleveland Browns	Municipal Stadium	L	13-17	60,388
12/12	LOS ANGELES RAMS	LOUISIANA SUPERDOME	L	20-23	69,033
12/20	NEW YORK GIANTS - MN	LOUISIANA SUPERDOME	L	14-24	69,036
12/26	at Philadelphia Eagles	Veterans Stadium	L	26-37	50,085
1/2	CINCINNATI BENGALS	LOUISIANA SUPERDOME	W	20-13	58,036
				317-343	979,133

## 1994: 7-9 (2ND-NFC WEST)

		Head Coach: Jim Mora			
9/4	KANSAS CITY CHIEFS	LOUISIANA SUPERDOME	L	17-30	69,362
9/11	WASHINGTON	LOUISIANA SUPERDOME	L	24-38	58,049
9/18	at Tampa Bay Buccaneers	Tampa Stadium	W	9-7	45,522
9/25	at San Francisco 49ers	Candlestick Park	L	13-24	63,971
10/2	NEW YORK GIANTS	LOUISIANA SUPERDOME	W	27-22	55,076
10/9	at Chicago Bears	Soldier Field	L	7-17	63,822
10/16	SAN DIEGO CHARGERS	LOUISIANA SUPERDOME	L	22-36	50,565
10/23	LOS ANGELES RAMS	LOUISIANA SUPERDOME	W	37-34	47,908
11/6	at Minnesota Vikings	Metrodome	L	20-21	57,564
11/13	ATLANTA FALCONS	LOUISIANA SUPERDOME	W	33-32	60,313
11/20	at Los Angeles Raiders	L.A. Memorial Coliseum	L	19-24	41,722
11/28	SAN FRANCISCO 49ERS - MN	LOUISIANA SUPERDOME	L	14-35	61,304

# SEASON RESULTS (1994-97)

12/4	at Los Angeles Rams	Anaheim Stadium	W	31-15	34,960
12/11	at Atlanta Falcons - SN	Georgia Dome	W	29-20	61,307
12/19	<b>DALLAS COWBOYS - MN</b>	<b>LOUISIANA SUPERDOME</b>	L	<b>16-24</b>	<b>67,323</b>
12/24	at Denver Broncos - SAT	Mile High Stadium	W	30-28	64,445
				<b>348-407</b>	<b>903,213</b>

## 1995: 7-9 (5TH-NFC WEST)

Head Coach: Jim Mora

9/3	<b>SAN FRANCISCO 49ERS</b>	<b>LOUISIANA SUPERDOME</b>	L	22-24	66,627
9/10	at St. Louis Rams	Busch Stadium	L	13-17	59,335
9/17	<b>ATLANTA FALCONS</b>	<b>LOUISIANA SUPERDOME</b>	L	<b>24-27</b> OT	<b>57,442</b>
9/24	at New York Giants	Giants Stadium	L	29-45	72,619
10/1	<b>PHILADELPHIA EAGLES</b>	<b>LOUISIANA SUPERDOME</b>	L	<b>10-15</b>	<b>43,938</b>
10/15	<b>MIAMI DOLPHINS</b>	<b>LOUISIANA SUPERDOME</b>	W	<b>33-30</b>	<b>55,628</b>
10/22	at Carolina Panthers	Clemson Memorial Stadium	L	3-20	55,484
10/29	at San Francisco 49ers	3Com Park	W	11-7	65,272
11/5	<b>ST. LOUIS RAMS</b>	<b>LOUISIANA SUPERDOME</b>	W	<b>19-10</b>	<b>43,120</b>
11/12	<b>INDIANAPOLIS COLTS</b>	<b>LOUISIANA SUPERDOME</b>	W	<b>17-14</b>	<b>44,122</b>
11/19	at Minnesota Vikings	Metrodome	L	24-43	58,108
11/26	<b>CAROLINA PANTHERS - SN</b>	<b>LOUISIANA SUPERDOME</b>	W	<b>34-26</b>	<b>39,580</b>
12/3	at New England Patriots	Foxboro Stadium	W	31-17	59,876
12/10	at Atlanta Falcons	Georgia Dome	L	14-19	54,603
12/16	<b>GREEN BAY PACKERS - SAT</b>	<b>LOUISIANA SUPERDOME</b>	L	<b>23-34</b>	<b>50,132</b>
12/24	at New York Jets	Giants Stadium	W	12-0	28,885
				<b>319-348</b>	<b>854,771</b>

## 1996: 3-13 (5TH-NFC WEST)

Head Coaches: Jim Mora (8 games, 2-6) & Rick Venturi (8 games, 1-7)

9/1	at San Francisco 49ers	3Com Park	L	11-27	63,970
9/8	<b>CAROLINA PANTHERS</b>	<b>LOUISIANA SUPERDOME</b>	L	<b>20-22</b>	<b>43,288</b>
9/15	at Cincinnati Bengals	Riverfront Stadium	L	15-30	45,412
9/22	<b>ARIZONA CARDINALS</b>	<b>LOUISIANA SUPERDOME</b>	L	<b>14-28</b>	<b>34,316</b>
9/29	at Baltimore Ravens	Memorial Stadium	L	10-17	61,063
10/6	<b>JACKSONVILLE JAGUARS</b>	<b>LOUISIANA SUPERDOME</b>	W	<b>17-13</b>	<b>34,231</b>
10/13	<b>CHICAGO BEARS</b>	<b>LOUISIANA SUPERDOME</b>	W	<b>27-24</b>	<b>43,512</b>
10/20	at Carolina Panthers	Ericsson Stadium	L	7-19	70,888
11/3	<b>SAN FRANCISCO 49ERS - SN</b>	<b>LOUISIANA SUPERDOME</b>	L	<b>17-24</b>	<b>53,297</b>
11/10	<b>HOUSTON OILERS</b>	<b>LOUISIANA SUPERDOME</b>	L	<b>14-31</b>	<b>34,121</b>
11/17	at Atlanta Falcons	Georgia Dome	L	15-17	43,119
11/24	at Tampa Bay Buccaneers	Houlihan's Stadium	L	7-13	40,203
12/1	<b>ST. LOUIS RAMS</b>	<b>LOUISIANA SUPERDOME</b>	L	<b>10-26</b>	<b>26,310</b>
12/8	<b>ATLANTA FALCONS</b>	<b>LOUISIANA SUPERDOME</b>	L	<b>15-31</b>	<b>32,923</b>
12/15	at New York Giants	Giants Stadium	W	17- 3	52,530
12/21	at St. Louis Rams	Trans World Dome	L	13-14	57,681
				<b>229-339</b>	<b>736,864</b>

## 1997: 6-10 (4TH-NFC WEST)

Head Coach: Mike Ditka

8/31	at St. Louis Rams	Trans World Dome	L	24-38	64,575
9/7	<b>SAN DIEGO CHARGERS</b>	<b>LOUISIANA SUPERDOME</b>	L	<b>6-20</b>	<b>65,760</b>
9/14	at San Francisco 49ers	3Com Park	L	7-33	61,838
9/21	<b>DETROIT LIONS</b>	<b>LOUISIANA SUPERDOME</b>	W	<b>35-17</b>	<b>50,016</b>
9/28	at New York Giants	Giants Stadium	L	9-14	68,891
10/5	at Chicago Bears - SN	Soldier Field	W	20-17	58,865
10/12	<b>ATLANTA FALCONS</b>	<b>LOUISIANA SUPERDOME</b>	L	<b>17-23</b>	<b>65,619</b>
10/19	<b>CAROLINA PANTHERS</b>	<b>LOUISIANA SUPERDOME</b>	L	<b>0-13</b>	<b>50,963</b>
10/26	<b>SAN FRANCISCO 49ERS</b>	<b>LOUISIANA SUPERDOME</b>	L	<b>0-23</b>	<b>60,443</b>
11/9	at Oakland Raiders	Oakland Coliseum	W	13-10	40,091
11/16	<b>SEATTLE SEAHAWKS</b>	<b>LOUISIANA SUPERDOME</b>	W	<b>20-17</b> OT	<b>50,493</b>
11/23	at Atlanta Falcons	Georgia Dome	L	3-20	48,620



HISTORY

# SEASON RESULTS (1997-00)

11/30	at Carolina Panthers	Ericsson Stadium	W	16-13	57,957
12/7	ST. LOUIS RAMS	LOUISIANA SUPERDOME	L	27-34	54,803
12/14	ARIZONA CARDINALS	LOUISIANA SUPERDOME	W	27-10	45,517
12/21	at Kansas City Chiefs	Arrowhead Stadium	L	13-25	66,772
				237-327	911,223

## 1998: 6-10 (3RD-NFC WEST)

		<b>Head Coach: Mike Ditka</b>			
9/6	at St. Louis Rams	Trans World Dome	W	24-17	56,943
9/13	CAROLINA PANTHERS	LOUISIANA SUPERDOME	W	19-14	51,915
9/27	at Indianapolis Colts	RCA Dome	W	19-13	48,480
10/4	NEW ENGLAND PATRIOTS	LOUISIANA SUPERDOME	L	27-30	56,172
10/11	SAN FRANCISCO 49ERS	LOUISIANA SUPERDOME	L	0-31	62,811
10/18	at Atlanta Falcons	Georgia Dome	L	23-31	60,774
10/25	TAMPA BAY BUCCANEERS	LOUISIANA SUPERDOME	W	9-3	52,695
11/1	at Carolina Panthers	Ericsson Stadium	L	17-31	62,514
11/8	at Minnesota Vikings	Metrodome	L	24-31	63,779
11/15	ST. LOUIS RAMS	LOUISIANA SUPERDOME	W	24-3	46,430
11/22	at San Francisco 49ers - SN	3Com Park	L	20-31	68,429
11/29	at Miami Dolphins	Pro Player Stadium	L	10-30	73,216
12/6	DALLAS COWBOYS	LOUISIANA SUPERDOME	W	22-3	65,065
12/13	ATLANTA FALCONS	LOUISIANA SUPERDOME	L	17-27	61,678
12/20	at Arizona Cardinals	Sun Devil Stadium	L	17-19	51,617
12/27	BUFFALO BILLS	LOUISIANA SUPERDOME	L	33-45	39,707
				305-359	922,225

## 1999: 3-13 (5TH-NFC WEST)

		<b>Head Coach: Mike Ditka</b>			
9/12	CAROLINA PANTHERS	LOUISIANA SUPERDOME	W	19-10	58,166
9/19	at San Francisco 49ers	3Com Park	L	21-28	67,685
10/3	at Chicago Bears	Soldier Field	L	10-14	66,944
10/10	ATLANTA FALCONS	LOUISIANA SUPERDOME	L	17-20	57,289
10/17	TENNESSEE TITANS	LOUISIANA SUPERDOME	L	21-24	51,875
10/24	at New York Giants	Giants Stadium	L	3-31	77,982
10/31	CLEVELAND BROWNS	LOUISIANA SUPERDOME	L	16-21	48,817
11/7	TAMPA BAY BUCCANEERS	LOUISIANA SUPERDOME	L	16-31	47,129
11/14	SAN FRANCISCO 49ERS	LOUISIANA SUPERDOME	W	24-6	52,198
11/21	at Jacksonville Jaguars - SN	ALLTEL Stadium	L	23-41	69,772
11/28	at St. Louis Rams	Trans World Dome	L	12-43	65,864
12/5	at Atlanta Falcons	Georgia Dome	L	12-35	62,568
12/12	ST. LOUIS RAMS	LOUISIANA SUPERDOME	L	14-30	46,838
12/19	at Baltimore Ravens	PSINet Stadium	L	8-31	67,597
12/24	DALLAS COWBOYS - FR	LOUISIANA SUPERDOME	W	31-24	47,835
1/2	at Carolina Panthers	Ericsson Stadium	L	13-45	56,929
				260-434	945,488

## 2000: 10-6 (1ST-NFC WEST)

		<b>Head Coach: Jim Haslett</b>			
9/3	DETROIT LIONS	LOUISIANA SUPERDOME	L	10-14	64,900
9/10	at San Diego Chargers	Qualcomm Stadium	W	28-27	51,300
9/17	at Seattle Seahawks	Husky Stadium	L	10-20	59,513
9/24	PHILADELPHIA EAGLES	LOUISIANA SUPERDOME	L	7-21	64,900
10/8	at Chicago Bears	Soldier Field	W	31-10	66,944
10/15	CAROLINA PANTHERS	LOUISIANA SUPERDOME	W	24-6	50,015
10/22	at Atlanta Falcons	Georgia Dome	W	21-19	56,508
10/29	at Arizona Cardinals	Sun Devil Stadium	W	21-10	35,016
11/5	SAN FRANCISCO 49ERS	LOUISIANA SUPERDOME	W	31-15	64,900
11/12	at Carolina Panthers	Ericsson Stadium	W	20-10	72,981
11/19	OAKLAND RAIDERS	LOUISIANA SUPERDOME	L	22-31	64,900
11/26	at St. Louis Rams	Trans World Dome	W	31-24	66,064

# SEASON RESULTS (2000-03)

12/3	DENVER BRONCOS	LOUISIANA SUPERDOME	L	23-38	64,900
12/10	at San Francisco 49ers	3Com Park	W	31-27	67,892
12/17	ATLANTA FALCONS	LOUISIANA SUPERDOME	W	23-7	64,900
12/24	ST. LOUIS RAMS	LOUISIANA SUPERDOME	L	21-26	64,900
				354-305	980,533
		<b>NFC Wild Card Playoff</b>			
12/30	ST. LOUIS RAMS - SAT	LOUISIANA SUPERDOME	W	31-28	64,900
		<b>NFC Divisional Playoff</b>			
1/6	at Minnesota Vikings - SAT	Metrodome	L	16-34	63,881

## 2001: 7-9 (3RD-NFC WEST)

		<b>Head Coach: Jim Haslett</b>			
9/9	at Buffalo Bills	Ralph Wilson Stadium	W	24-6	71,447
9/30	at New York Giants	Giants Stadium	L	13-21	78,451
10/7	MINNESOTA VIKINGS	LOUISIANA SUPERDOME	W	28-15	70,020
10/14	at Carolina Panthers	Ericsson Stadium	W	27-25	72,049
10/21	ATLANTA FALCONS	LOUISIANA SUPERDOME	L	13-20	70,020
10/28	at St. Louis Rams	Dome at America's Center	W	34-31	66,189
11/4	NEW YORK JETS - SN	LOUISIANA SUPERDOME	L	9-16	70,020
11/11	at San Francisco 49ers	3Com Park	L	27-28	68,083
11/18	INDIANAPOLIS COLTS	LOUISIANA SUPERDOME	W	34-20	70,020
11/25	at New England Patriots	Foxboro Stadium	L	17-34	60,292
12/2	CAROLINA PANTHERS	LOUISIANA SUPERDOME	W	27-23	70,020
12/9	at Atlanta Falcons	Georgia Dome	W	28-10	68,826
12/17	ST. LOUIS RAMS - MN	LOUISIANA SUPERDOME	L	21-34	70,332
12/23	at Tampa Bay Buccaneers	Raymond James Stadium	L	21-48	65,526
12/30	WASHINGTON - SN	LOUISIANA SUPERDOME	L	10-40	70,020
1/6	SAN FRANCISCO 49ERS	LOUISIANA SUPERDOME	L	0-38	70,020
				333-409	1,111,335

## 2002: 9-7 (3RD-NFC SOUTH)

		<b>Head Coach: Jim Haslett</b>			
9/8	at Tampa Bay Buccaneers	Raymond James Stadium	W	26-20	OT 65,554
9/15	GREEN BAY PACKERS	LOUISIANA SUPERDOME	W	35-20	67,958
9/22	at Chicago Bears	Memorial Stadium	W	29-23	63,216
9/29	at Detroit Lions	Ford Field	L	21-26	60,023
10/6	PITTSBURGH STEELERS	LOUISIANA SUPERDOME	W	32-29	67,734
10/13	at Washington	FedExField	W	43-27	80,768
10/20	SAN FRANCISCO 49ERS	LOUISIANA SUPERDOME	W	35-27	67,903
10/27	ATLANTA FALCONS	LOUISIANA SUPERDOME	L	35-37	67,883
11/10	at Carolina Panthers	Ericsson Stadium	W	34-24	72,566
11/17	at Atlanta Falcons	Georgia Dome	L	17-24	70,382
11/24	CLEVELAND BROWNS	LOUISIANA SUPERDOME	L	15-24	68,295
12/1	TAMPA BAY BUCCANEERS - SN	LOUISIANA SUPERDOME	W	23-20	68,226
12/8	at Baltimore Ravens	Ravens Stadium	W	37-25	69,334
12/15	MINNESOTA VIKINGS	LOUISIANA SUPERDOME	L	31-32	67,851
12/22	at Cincinnati Bengals	Paul Brown Stadium	L	13-20	43,544
12/29	CAROLINA PANTHERS	LOUISIANA SUPERDOME	L	6-10	66,946
				432-388	1,068,183

## 2003: 8-8 (2ND-NFC SOUTH)

		<b>Head Coach: Jim Haslett</b>			
9/7	at Seattle Seahawks	Seahawks Stadium	L	10-27	52,250
9/14	HOUSTON TEXANS	LOUISIANA SUPERDOME	W	31-10	68,390
9/21	at Tennessee Titans	The Coliseum	L	12-27	68,809
9/28	INDIANAPOLIS COLTS - SN	LOUISIANA SUPERDOME	L	21-55	70,020
10/5	at Carolina Panthers	Ericsson Stadium	L	13-19	72,496
10/12	CHICAGO BEARS	LOUISIANA SUPERDOME	W	20-13	68,390
10/19	at Atlanta Falcons	Georgia Dome	W	45-17	70,837



HISTORY



# SEASON RESULTS (2003-06)

10/26	<b>CAROLINA PANTHERS</b>	LOUISIANA SUPERDOME	L	20-23 OT	68,370
11/2	at Tampa Bay Buccaneers	Raymond James Stadium	W	17-14	65,524
11/16	<b>ATLANTA FALCONS</b>	LOUISIANA SUPERDOME	W	23-20 OT	68,432
11/23	at Philadelphia Eagles	Lincoln Financial Field	L	20-33	67,802
11/30	at Washington	FedExField	W	24-20	76,821
12/7	<b>TAMPA BAY BUCCANEERS</b>	LOUISIANA SUPERDOME	L	7-14	68,442
12/14	<b>NEW YORK GIANTS - SN</b>	LOUISIANA SUPERDOME	W	45-7	68,399
12/21	at Jacksonville Jaguars	ALLTEL Stadium	L	19-20	49,207
12/28	<b>DALLAS COWBOYS</b>	LOUISIANA SUPERDOME	W	13-7	68,451
				340-326	1,072,640

## 2004: 8-8 (2ND-NFC SOUTH)

		<b>Head Coach: Jim Haslett</b>			
9/12	<b>SEATTLE SEAHAWKS</b>	LOUISIANA SUPERDOME	L	7-21	64,900
9/19	<b>SAN FRANCISCO 49ERS</b>	LOUISIANA SUPERDOME	W	30-27	64,900
9/26	at St. Louis Rams	Edward Jones Dome	W	28-25 OT	65,856
10/3	at Arizona Cardinals	Sun Devil Stadium	L	10-34	28,109
10/10	<b>TAMPA BAY BUCCANEERS</b>	LOUISIANA SUPERDOME	L	17-20	64,900
10/17	<b>MINNESOTA VIKINGS - SN</b>	LOUISIANA SUPERDOME	L	31-38	64,900
10/24	at Oakland Raiders	Network Associates Coliseum	W	31-26	45,337
11/7	at San Diego Chargers	Qualcomm Stadium	L	17-43	59,662
11/14	<b>KANSAS CITY CHIEFS</b>	LOUISIANA SUPERDOME	W	27-20	64,900
11/21	<b>DENVER BRONCOS</b>	LOUISIANA SUPERDOME	L	13-34	64,900
11/28	at Atlanta Falcons	Georgia Dome	L	21-24	70,521
12/5	<b>CAROLINA PANTHERS</b>	LOUISIANA SUPERDOME	L	21-32	58,878
12/12	at Dallas Cowboys	Texas Stadium	W	27-13	64,056
12/19	at Tampa Bay Buccaneers	Raymond James Stadium	W	21-17	65,075
12/26	<b>ATLANTA FALCONS</b>	LOUISIANA SUPERDOME	W	26-13	64,900
1/2	at Carolina Panthers	Bank of America Stadium	W	21-18	73,302
				348-405	985,096

## 2005: 3-13 (4TH-NFC SOUTH)

		<b>Head Coach: Jim Haslett</b>			
9/11	at Carolina Panthers	Bank of America Stadium	W	23-20	72,920
9/19	<b>NEW YORK GIANTS - MN</b>	GIANTS STADIUM	L	10-27	68,031
9/25	at Minnesota Vikings	Metrodome	L	16-33	63,952
10/2	<b>BUFFALO BILLS</b>	ALAMODOME	W	19-7	58,688
10/9	at Green Bay Packers	Lambeau Field	L	3-52	70,580
10/16	<b>ATLANTA FALCONS</b>	ALAMODOME	L	31-34	65,562
10/23	at St. Louis Rams	Edward Jones Dome	L	17-28	64,586
10/30	<b>MIAMI DOLPHINS</b>	TIGER STADIUM	L	6-21	61,643
11/06	<b>CHICAGO BEARS</b>	TIGER STADIUM	L	17-20	32,637
11/20	at New England Patriots	Gillette Stadium	L	17-24	68,756
11/27	at New York Jets - SN	Giants Stadium	W	21-19	77,152
12/4	<b>TAMPA BAY BUCCANEERS</b>	TIGER STADIUM	L	3-10	34,411
12/12	at Atlanta Falcons - MN	Georgia Dome	L	17-36	70,083
12/18	<b>CAROLINA PANTHERS</b>	TIGER STADIUM	L	10-27	32,551
12/24	<b>DETROIT LIONS</b>	ALAMODOME	L	12-13	63,747
1/1	at Tampa Bay Buccaneers	Raymond James Stadium	L	13-27	65,379
				235-398	970,678

## 2006: 10-6 (1ST-NFC SOUTH)

		<b>Head Coach: Sean Payton</b>			
9/10	at Cleveland Browns	Cleveland Browns Stadium	W	19-14	72,915
9/17	at Green Bay Packers	Lambeau Field	W	34-27	70,602
9/25	<b>ATLANTA FALCONS - MN</b>	LOUISIANA SUPERDOME	W	23-3	70,003
10/1	at Carolina Panthers	Bank of America Stadium	L	18-21	73,392
10/8	<b>TAMPA BAY BUCCANEERS</b>	LOUISIANA SUPERDOME	W	24-21	68,183
10/15	<b>PHILADELPHIA EAGLES</b>	LOUISIANA SUPERDOME	W	27-24	68,269
10/29	<b>BALTIMORE RAVENS</b>	LOUISIANA SUPERDOME	L	22-35	69,152

# SEASON RESULTS (2006-09)

11/5	Tampa Bay Buccaneers	Raymond James Stadium	W	31-14	65,561
11/12	Pittsburgh Steelers	Heinz Field	L	31-38	68,001
11/19	<b>CINCINNATI BENGALS</b>	<b>LOUISIANA SUPERDOME</b>	L	<b>16-31</b>	<b>68,001</b>
11/26	Atlanta Falcons	Georgia Dome	W	31-13	70,933
12/3	<b>SAN FRANCISCO 49ERS</b>	<b>LOUISIANA SUPERDOME</b>	W	<b>34-10</b>	<b>68,241</b>
12/10	at Dallas Cowboys - SN	Texas Stadium	W	42-17	63,722
12/17	<b>WASHINGTON</b>	<b>LOUISIANA SUPERDOME</b>	L	<b>10-16</b>	<b>69,052</b>
12/24	at New York Giants	Giants Stadium	W	30-7	78,539
12/31	<b>CAROLINA PANTHERS</b>	<b>LOUISIANA SUPERDOME</b>	L	<b>21-31</b>	<b>69,569</b>
				<b>413-322</b>	<b>1,108,045</b>
NFC Divisional Playoff					
1/13	<b>PHILADELPHIA EAGLES - SAT</b>	<b>LOUISIANA SUPERDOME</b>	W	27-24	70,001
NFC Championship Game					
1/21	at Chicago Bears	Soldier Field	L	14-39	61,817

## 2007: 7-9 (3RD-NFC SOUTH)

Head Coach: Sean Payton					
9/6	at Indianapolis Colts - TN	RCA Dome	L	10-41	57,361
9/16	at Tampa Bay Buccaneers	Raymond James Stadium	L	14-31	65,178
9/24	<b>TENNESSEE TITANS - MN</b>	<b>LOUISIANA SUPERDOME</b>	L	<b>14-31</b>	<b>70,002</b>
10/7	<b>CAROLINA PANTHERS</b>	<b>LOUISIANA SUPERDOME</b>	L	<b>13-16</b>	<b>70,001</b>
10/14	at Seattle Seahawks - SN	Qwest Field	W	28-17	68,296
10/21	<b>ATLANTA FALCONS</b>	<b>LOUISIANA SUPERDOME</b>	W	<b>22-16</b>	<b>69,994</b>
10/28	at San Francisco 49ers	Monster Park	W	31-10	68,244
11/4	<b>JACKSONVILLE JAGUARS</b>	<b>LOUISIANA SUPERDOME</b>	W	<b>41-24</b>	<b>70,009</b>
11/11	<b>ST. LOUIS RAMS</b>	<b>LOUISIANA SUPERDOME</b>	L	<b>29-37</b>	<b>70,003</b>
11/18	at Houston Texans	Reliant Stadium	L	10-23	70,780
11/25	at Carolina Panthers	Bank of America Stadium	W	31-6	72,032
12/2	<b>TAMPA BAY BUCCANEERS</b>	<b>LOUISIANA SUPERDOME</b>	L	<b>23-27</b>	<b>70,009</b>
12/10	at Atlanta Falcons - MN	Georgia Dome	W	34-14	69,553
12/16	<b>ARIZONA CARDINALS</b>	<b>LOUISIANA SUPERDOME</b>	W	<b>31-24</b>	<b>70,007</b>
12/23	<b>PHILADELPHIA EAGLES</b>	<b>LOUISIANA SUPERDOME</b>	L	<b>23-28</b>	<b>70,011</b>
12/30	at Chicago Bears	Soldier Field	L	25-33	62,064
				<b>379-388</b>	<b>1,093,544</b>

## 2008: 8-8 (4TH-NFC SOUTH)

Head Coach: Sean Payton					
9/7	<b>TAMPA BAY BUCCANEERS</b>	<b>LOUISIANA SUPERDOME</b>	W	<b>24-20</b>	<b>69,881</b>
9/14	at Washington	FedExField	L	24-29	88,246
9/21	at Denver Broncos	INVESCO Field at Mile High	L	32-34	75,713
9/28	<b>SAN FRANCISCO 49ERS</b>	<b>LOUISIANA SUPERDOME</b>	W	<b>31-17</b>	<b>70,008</b>
10/6	<b>MINNESOTA VIKINGS - MN</b>	<b>LOUISIANA SUPERDOME</b>	L	<b>27-30</b>	<b>70,015</b>
10/12	<b>OAKLAND RAIDERS</b>	<b>LOUISIANA SUPERDOME</b>	W	<b>34-3</b>	<b>70,068</b>
10/19	at Carolina Panthers	Bank of America Stadium	L	7-30	73,687
10/26	<b>SAN DIEGO CHARGERS</b>	<b>WEMBLEY STADIUM</b>	W	<b>37-32</b>	<b>83,226</b>
11/9	at Atlanta Falcons	Georgia Dome	L	20-34	64,826
11/16	at Kansas City Chiefs	Arrowhead Stadium	W	30-20	74,159
11/24	<b>GREEN BAY PACKERS - MN</b>	<b>LOUISIANA SUPERDOME</b>	W	<b>51-29</b>	<b>70,668</b>
11/30	at Tampa Bay Buccaneers	Raymond James Stadium	L	20-23	64,430
12/7	<b>ATLANTA FALCONS</b>	<b>LOUISIANA SUPERDOME</b>	W	<b>29-25</b>	<b>70,011</b>
12/11	at Chicago Bears - TN	Soldier Field	L	24-27	OT 61,692
12/21	at Detroit Lions	Ford Field	W	42-7	49,309
12/28	<b>CAROLINA PANTHERS</b>	<b>LOUISIANA SUPERDOME</b>	L	<b>31-33</b>	<b>69,999</b>
				<b>463-393</b>	<b>1,125,938</b>

## 2009: 13-3 (1ST-NFC SOUTH)

Head Coach: Sean Payton					
9/13	<b>DETROIT LIONS</b>	<b>LOUISIANA SUPERDOME</b>	W	<b>45-27</b>	<b>69,719</b>
9/20	at Philadelphia Eagles	Lincoln Financial Field	W	48-22	69,144



HISTORY

# SEASON RESULTS (2009-11)

9/27	at Buffalo Bills	Ralph Wilson Stadium	W	27-7	70,261
10/4	<b>NEW YORK JETS</b>	LOUISIANA SUPERDOME	W	24-10	70,009
10/18	<b>NEW YORK GIANTS</b>	LOUISIANA SUPERDOME	W	48-27	70,011
10/25	at Miami Dolphins	LandShark Stadium	W	46-34	66,689
11/2	<b>ATLANTA FALCONS - MN</b>	LOUISIANA SUPERDOME	W	35-27	70,088
11/8	<b>CAROLINA PANTHERS</b>	LOUISIANA SUPERDOME	W	30-20	70,011
11/15	at St. Louis Rams	Edward Jones Dome	W	28-23	59,858
11/22	at Tampa Bay Buccaneers	Raymond James Stadium	W	38-7	62,720
11/30	<b>NEW ENGLAND PATRIOTS - MN</b>	LOUISIANA SUPERDOME	W	38-17	70,768
12/6	at Washington	FedExField	W	33-30	OT 84,520
12/13	at Atlanta Falcons	Georgia Dome	W	26-23	68,930
12/19	<b>DALLAS COWBOYS - SAT</b>	LOUISIANA SUPERDOME	L	17-24	70,213
12/27	<b>TAMPA BAY BUCCANEERS</b>	LOUISIANA SUPERDOME	L	17-20	OT 70,021
1/3	at Carolina Panthers	Bank of America Stadium	L	10-23	73,047
<b>510-341 1,116,009</b>					
<b>NFC Divisional Playoff</b>					
1/16	<b>ARIZONA CARDINALS - SAT</b>	LOUISIANA SUPERDOME	W	45-14	70,149
<b>NFC Championship Game</b>					
1/24	<b>MINNESOTA VIKINGS</b>	LOUISIANA SUPERDOME	W	31-28	OT 71,276
<b>Super Bowl XLIV - Miami Gardens, Fla.</b>					
2/7	vs. Indianapolis Colts	Sun Life Stadium	W	31-17	74,059

## 2010: 11-5 (2ND-NFC SOUTH)

<b>Head Coach: Sean Payton</b>					
9/9	<b>MINNESOTA VIKINGS - TN</b>	LOUISIANA SUPERDOME	W	14-9	70,051
9/20	at San Francisco 49ers - MN	Candlestick Park	W	25-22	69,732
9/26	<b>ATLANTA FALCONS</b>	LOUISIANA SUPERDOME	L	24-27	OT 70,051
10/3	<b>CAROLINA PANTHERS</b>	LOUISIANA SUPERDOME	W	16-14	70,016
10/10	at Arizona Cardinals	University of Phoenix Stadium	L	20-30	62,621
10/17	at Tampa Bay Buccaneers	Raymond James Stadium	W	31-6	51,759
10/24	<b>CLEVELAND BROWNS</b>	LOUISIANA SUPERDOME	L	17-30	70,077
10/31	<b>PITTSBURGH STEELERS - SN</b>	LOUISIANA SUPERDOME	W	20-10	70,011
11/7	at Carolina Panthers	Bank of America Stadium	W	34-3	73,191
11/21	<b>SEATTLE SEAHAWKS</b>	LOUISIANA SUPERDOME	W	34-19	70,015
11/25	at Dallas Cowboys - THUR	Cowboys Stadium	W	30-27	93,985
12/5	at Cincinnati Bengals	Paul Brown Stadium	W	34-30	59,963
12/12	<b>ST. LOUIS RAMS</b>	LOUISIANA SUPERDOME	W	31-13	70,015
12/19	at Baltimore Ravens	M&T Bank Stadium	L	24-30	59,963
12/27	at Atlanta Falcons - MN	Georgia Dome	W	17-14	70,144
1/2	<b>TAMPA BAY BUCCANEERS</b>	LOUISIANA SUPERDOME	L	13-23	70,068
<b>384-307 1,113,131</b>					
<b>NFC Wild Card Playoff</b>					
1/8	at Seattle Seahawks - SAT	Qwest Field	L	36-41	66,336

## 2011: 13-3 (1ST-NFC SOUTH)

<b>Head Coach: Sean Payton</b>					
9/8	at Green Bay Packers - TN	Lambeau Field	L	34-42	70,555
9/18	<b>CHICAGO BEARS</b>	LOUISIANA SUPERDOME	W	30-13	73,109
9/25	<b>HOUSTON TEXANS</b>	LOUISIANA SUPERDOME	W	40-33	73,002
10/2	at Jacksonville Jaguars	EverBank Field	W	23-10	62,471
10/9	at Carolina Panthers	Bank of America Stadium	W	30-27	72,769
10/16	at Tampa Bay Buccaneers	Raymond James Stadium	L	20-26	56,590
10/23	<b>INDIANAPOLIS COLTS - SN</b>	MERCEDES-BENZ SUPERDOME	W	62-7	73,012
10/30	at St. Louis Rams	Edward Jones Dome	L	21-31	57,179
11/6	<b>TAMPA BAY BUCCANEERS</b>	MERCEDES-BENZ SUPERDOME	W	27-16	73,043
11/13	at Atlanta Falcons	Georgia Dome	W	26-23	OT 70,359
11/28	<b>NEW YORK GIANTS - MN</b>	MERCEDES-BENZ SUPERDOME	W	49-24	73,068
12/4	<b>DETROIT LIONS - SN</b>	MERCEDES-BENZ SUPERDOME	W	31-17	73,042
12/11	at Tennessee Titans	LP Field	W	22-17	69,143
12/18	at Minnesota Vikings	Mall of America Field	W	42-20	62,623

# SEASON RESULTS (2011-14)

12/26	ATLANTA FALCONS - MN	MERCEDES-BENZ SUPERDOME	W	45-16	73,085
1/1	CAROLINA PANTHERS	MERCEDES-BENZ SUPERDOME	W	45-17	73,065
				547-339	1,106,095
NFC Wild Card Playoff					
1/7	DETROIT LIONS - SAT	MERCEDES-BENZ SUPERDOME	W	45-28	73,038
NFC Divisional Playoff					
1/14	at San Francisco 49ers - SAT	Candlestick Park	L	32-36	69,732

## 2012: 7-9 (3RD-NFC SOUTH)

Head Coaches: Aaron Kromer (6 games, 2-4) & Joe Vitt (10 games, 5-5)

9/9	WASHINGTON	MERCEDES-BENZ SUPERDOME	L	32-40	72,180
9/16	at Carolina Panthers	Bank of America Stadium	L	27-35	72,879
9/23	KANSAS CITY CHIEFS	MERCEDES-BENZ SUPERDOME	L	24-27 OT	72,226
9/30	at Green Bay Packers	Lambeau Field	L	27-28	70,571
10/7	SAN DIEGO CHARGERS - SN	MERCEDES-BENZ SUPERDOME	W	31-24	73,109
10/21	at Tampa Bay Buccaneers	Raymond James Stadium	W	35-28	58,906
10/28	at Denver Broncos - SN	Sports Authority Fld. at Mile High	L	14-34	76,832
11/5	PHILADELPHIA EAGLES - MN	MERCEDES-BENZ SUPERDOME	W	28-13	73,099
11/11	ATLANTA FALCONS	MERCEDES-BENZ SUPERDOME	W	31-27	73,126
11/18	at Oakland Raiders	O.co Coliseum	W	38-17	56,880
11/25	SAN FRANCISCO 49ERS	MERCEDES-BENZ SUPERDOME	L	21-31	73,147
11/29	at Atlanta Falcons - TN	Georgia Dome	L	13-23	70,514
12/9	at New York Giants	MetLife Stadium	L	27-52	81,437
12/16	TAMPA BAY BUCCANEERS	MERCEDES-BENZ SUPERDOME	W	41-0	73,096
12/23	at Dallas Cowboys	Cowboys Stadium	W	34-31 OT	92,570
12/30	CAROLINA PANTHERS	MERCEDES-BENZ SUPERDOME	L	38-44	73,124
				461-454	1,163,696

## 2013: 11-5 (2ND-NFC SOUTH)

Head Coach: Sean Payton

9/8	ATLANTA FALCONS	MERCEDES-BENZ SUPERDOME	W	23-17	72,348
9/15	at Tampa Bay Buccaneers	Raymond James Stadium	W	16-14	60,870
9/22	ARIZONA CARDINALS	MERCEDES-BENZ SUPERDOME	W	31-7	73,057
9/30	MIAMI DOLPHINS - MN	MERCEDES-BENZ SUPERDOME	W	38-17	73,118
10/6	at Chicago Bears	Soldier Field	W	26-18	62,361
10/13	at New England Patriots	Gillette Stadium	L	27-30	68,756
10/27	BUFFALO BILLS	MERCEDES-BENZ SUPERDOME	W	49-17	73,018
11/3	at New York Jets	MetLife Stadium	L	20-26	76,957
11/10	DALLAS COWBOYS - SN	MERCEDES-BENZ SUPERDOME	W	49-24	73,068
11/17	SAN FRANCISCO 49ERS	MERCEDES-BENZ SUPERDOME	W	23-20	73,025
11/21	at Atlanta Falcons - TN	Georgia Dome	W	17-13	70,422
12/2	at Seattle Seahawks - MN	CenturyLink Field	L	7-34	68,387
12/8	CAROLINA PANTHERS - SN	MERCEDES-BENZ SUPERDOME	W	31-13	73,089
12/15	at St. Louis Rams	Edward Jones Dome	L	16-27	58,442
12/22	at Carolina Panthers	Bank of America Stadium	L	13-17	73,825
12/29	TAMPA BAY BUCCANEERS	MERCEDES-BENZ SUPERDOME	W	42-17	73,150
				414-304	1,123,230
NFC Wild Card Playoff					
1/7	at Philadelphia Eagles - SAT	Lincoln Financial Field	W	26-24	69,144
NFC Divisional Playoff					
1/14	at Seattle Seahawks - SAT	CenturyLink Field	L	15-23	68,388

## 2014: 7-9 (2ND-NFC SOUTH)

Head Coach: Sean Payton

9/7	at Atlanta Falcons	Georgia Dome	L	34-37 OT	70,706
9/14	at Cleveland Browns	FirstEnergy Stadium	L	24-26	67,407
9/21	MINNESOTA VIKINGS	MERCEDES-BENZ SUPERDOME	W	20-9	73,005



HISTORY



# SEASON RESULTS (2014-17)



9/28	at Dallas Cowboys - SN	AT&T Stadium	L	17-38	91,176
10/5	<b>TAMPA BAY BUCCANEERS</b>	<b>MERCEDES-BENZ SUPERDOME</b>	<b>W</b>	<b>37-31</b>	<b>OT 73,004</b>
10/19	at Detroit Lions	Ford Field	L	23-24	63,271
10/26	<b>GREEN BAY PACKERS - SN</b>	<b>MERCEDES-BENZ SUPERDOME</b>	<b>W</b>	<b>44-23</b>	<b>73,146</b>
10/30	at Carolina Panthers - TN	Bank of America Stadium	W	28-10	73,663
11/9	<b>SAN FRANCISCO 49ERS</b>	<b>MERCEDES-BENZ SUPERDOME</b>	<b>L</b>	<b>24-27</b>	<b>OT 73,129</b>
11/16	<b>CINCINNATI BENGALS</b>	<b>MERCEDES-BENZ SUPERDOME</b>	<b>L</b>	<b>10-27</b>	<b>73,073</b>
11/24	<b>BALTIMORE RAVENS - MN</b>	<b>MERCEDES-BENZ SUPERDOME</b>	<b>L</b>	<b>27-34</b>	<b>73,373</b>
11/30	at Pittsburgh Steelers	Heinz Field	W	35-32	61,916
12/7	<b>CAROLINA PANTHERS</b>	<b>MERCEDES-BENZ SUPERDOME</b>	<b>L</b>	<b>10-41</b>	<b>73,006</b>
12/15	at Chicago Bears - MN	Soldier Field	W	31-15	60,996
12/21	<b>ATLANTA FALCONS</b>	<b>MERCEDES-BENZ SUPERDOME</b>	<b>L</b>	<b>14-30</b>	<b>73,164</b>
12/28	at Tampa Bay Buccaneers	Raymond James Stadium	W	23-20	59,952
				<b>401-424</b>	<b>1,133,987</b>

## 2015: 7-9 (3RD-NFC SOUTH)

		<b>Head Coach: Sean Payton</b>			
9/13	at Arizona Cardinals	University of Phoenix Stadium	L	19-31	62,903
9/20	<b>TAMPA BAY BUCCANEERS</b>	<b>MERCEDES-BENZ SUPERDOME</b>	<b>L</b>	<b>19-26</b>	<b>73,006</b>
9/27	at Carolina Panthers	Bank of America Stadium	L	22-27	73,402
10/4	<b>DALLAS COWBOYS - SN</b>	<b>MERCEDES-BENZ SUPERDOME</b>	<b>W</b>	<b>26-20</b>	<b>OT 73,009</b>
10/11	at Philadelphia Eagles	Lincoln Financial Field	L	17-39	69,296
10/15	<b>ATLANTA FALCONS - TN</b>	<b>MERCEDES-BENZ SUPERDOME</b>	<b>W</b>	<b>31-21</b>	<b>73,018</b>
10/25	at Indianapolis Colts	Lucas Oil Stadium	W	27-21	66,420
11/1	<b>NEW YORK GIANTS</b>	<b>MERCEDES-BENZ SUPERDOME</b>	<b>W</b>	<b>52-49</b>	<b>73,019</b>
11/8	<b>TENNESSEE TITANS</b>	<b>MERCEDES-BENZ SUPERDOME</b>	<b>L</b>	<b>28-34</b>	<b>OT 73,075</b>
11/15	at Washington	FedExField	L	14-47	75,086
11/29	at Houston Texans	NRG Stadium	L	6-24	71,778
12/6	<b>CAROLINA PANTHERS</b>	<b>MERCEDES-BENZ SUPERDOME</b>	<b>L</b>	<b>38-41</b>	<b>73,097</b>
12/13	at Tampa Bay Buccaneers	Raymond James Stadium	W	24-17	62,138
12/21	<b>DETROIT LIONS - MN</b>	<b>MERCEDES-BENZ SUPERDOME</b>	<b>L</b>	<b>27-35</b>	<b>73,017</b>
12/27	<b>JACKSONVILLE JAGUARS</b>	<b>MERCEDES-BENZ SUPERDOME</b>	<b>W</b>	<b>38-27</b>	<b>73,064</b>
1/3	at Atlanta Falcons	Georgia Dome	W	20-17	69,699
				<b>408-476</b>	<b>1,135,027</b>

## 2016: 7-9 (3RD-NFC SOUTH)

		<b>Head Coach: Sean Payton</b>			
9/11	<b>OAKLAND RAIDERS</b>	<b>MERCEDES-BENZ SUPERDOME</b>	<b>L</b>	<b>34-35</b>	<b>73,028</b>
9/18	at New York Giants	MetLife Stadium	L	13-16	77,727
9/26	<b>ATLANTA FALCONS - MN</b>	<b>MERCEDES-BENZ SUPERDOME</b>	<b>L</b>	<b>32-45</b>	<b>73,003</b>
10/2	at San Diego Chargers	Qualcomm Stadium	W	35-34	60,641
10/16	<b>CAROLINA PANTHERS</b>	<b>MERCEDES-BENZ SUPERDOME</b>	<b>W</b>	<b>41-38</b>	<b>73,138</b>
10/23	at Kansas City Chiefs	Arrowhead Stadium	L	21-27	76,282
10/30	<b>SEATTLE SEAHAWKS</b>	<b>MERCEDES-BENZ SUPERDOME</b>	<b>W</b>	<b>25-20</b>	<b>73,188</b>
11/6	at San Francisco 49ers	Levi's Stadium	W	41-23	70,178
11/13	<b>DENVER BRONCOS</b>	<b>MERCEDES-BENZ SUPERDOME</b>	<b>L</b>	<b>23-25</b>	<b>73,138</b>
11/17	at Carolina Panthers - TN	Bank of America Stadium	L	20-23	73,288
11/27	<b>LOS ANGELES RAMS</b>	<b>MERCEDES-BENZ SUPERDOME</b>	<b>W</b>	<b>49-21</b>	<b>73,067</b>
12/4	<b>DETROIT LIONS</b>	<b>MERCEDES-BENZ SUPERDOME</b>	<b>L</b>	<b>13-28</b>	<b>73,137</b>
12/11	at Tampa Bay Buccaneers	Raymond James Stadium	L	11-16	62,140
12/18	at Arizona Cardinals	University of Phoenix Stadium	W	48-41	65,072
12/24	<b>TAMPA BAY BUCCANEERS</b>	<b>MERCEDES-BENZ SUPERDOME</b>	<b>W</b>	<b>31-24</b>	<b>73,177</b>
1/1	at Atlanta Falcons	Georgia Dome	L	32-38	70,835
				<b>469-454</b>	<b>1,141,039</b>

## 2017: 11-5 (1ST-NFC SOUTH)

		<b>Head Coach: Sean Payton</b>			
9/11	at Minnesota Vikings - MN	U.S. Bank Stadium	L	19-29	66,606
9/17	<b>NEW ENGLAND PATRIOTS</b>	<b>MERCEDES-BENZ SUPERDOME</b>	<b>L</b>	<b>20-36</b>	<b>73,168</b>
9/24	at Carolina Panthers	Bank of America Stadium	W	34-13	73,775

# SEASON RESULTS (2017-19)

10/1	at Miami Dolphins	Wembley Stadium	W	20-0	84,423
10/15	<b>DETROIT LIONS</b>	<b>MERCEDES-BENZ SUPERDOME</b>	<b>W</b>	<b>52-38</b>	<b>73,117</b>
10/22	at Green Bay Packers	Lambeau Field	W	26-17	78,380
10/29	<b>CHICAGO BEARS</b>	<b>MERCEDES-BENZ SUPERDOME</b>	<b>W</b>	<b>20-12</b>	<b>73,192</b>
11/5	<b>TAMPA BAY BUCCANEERS</b>	<b>MERCEDES-BENZ SUPERDOME</b>	<b>W</b>	<b>30-10</b>	<b>73,121</b>
11/12	at Buffalo Bills	New Era Field	W	47-10	67,501
11/19	<b>WASHINGTON</b>	<b>MERCEDES-BENZ SUPERDOME</b>	<b>W</b>	<b>34-31 OT</b>	<b>73,138</b>
11/26	at Los Angeles Rams	L. A. Memorial Coliseum	L	20-26	62,006
12/3	<b>CAROLINA PANTHERS</b>	<b>MERCEDES-BENZ SUPERDOME</b>	<b>W</b>	<b>31-21</b>	<b>73,171</b>
12/7	at Atlanta Falcons - TN	Mercedes-Benz Stadium	L	17-20	72,866
12/17	<b>NEW YORK JETS</b>	<b>MERCEDES-BENZ SUPERDOME</b>	<b>W</b>	<b>31-19</b>	<b>73,018</b>
12/24	<b>ATLANTA FALCONS</b>	<b>MERCEDES-BENZ SUPERDOME</b>	<b>W</b>	<b>23-13</b>	<b>73,188</b>
12/31	at Tampa Bay Buccaneers	Raymond James Stadium	L	24-31	55,376
				<b>448-326</b>	<b>1,146,046</b>
		<b>NFC Wild Card Playoff</b>			
1/7	<b>CAROLINA PANTHERS</b>	<b>MERCEDES-BENZ SUPERDOME</b>	<b>W</b>	<b>31-26</b>	<b>73,186</b>
		<b>NFC Divisional Playoff</b>			
1/14	at Minnesota Vikings	U.S. Bank Stadium	L	24-29	66,612

## 2018: 13-3 (1ST-NFC SOUTH)

		<b>Head Coach: Sean Payton</b>			
9/9	<b>TAMPA BAY BUCCANEERS</b>	<b>MERCEDES-BENZ SUPERDOME</b>	<b>L</b>	<b>40-48</b>	<b>73,038</b>
9/16	<b>CLEVELAND BROWNS</b>	<b>MERCEDES-BENZ SUPERDOME</b>	<b>W</b>	<b>21-18</b>	<b>73,086</b>
9/23	at Atlanta Falcons	Mercedes-Benz Stadium	W	43-37 OT	74,457
9/30	at New York Giants	MetLife Stadium	W	33-18	78,213
10/8	<b>WASHINGTON - MN</b>	<b>MERCEDES-BENZ SUPERDOME</b>	<b>W</b>	<b>43-19</b>	<b>73,028</b>
10/21	at Baltimore Ravens	M&T Bank Stadium	W	24-23	70,639
10/28	at Minnesota Vikings - SN	U.S. Bank Stadium	W	30-20	66,801
11/4	<b>LOS ANGELES RAMS</b>	<b>MERCEDES-BENZ SUPERDOME</b>	<b>W</b>	<b>45-35</b>	<b>73,086</b>
11/11	at Cincinnati Bengals	Paul Brown Stadium	W	51-14	52,492
11/18	<b>PHILADELPHIA EAGLES</b>	<b>MERCEDES-BENZ SUPERDOME</b>	<b>W</b>	<b>48-7</b>	<b>73,042</b>
11/22	<b>ATLANTA FALCONS - TN</b>	<b>MERCEDES-BENZ SUPERDOME</b>	<b>W</b>	<b>31-17</b>	<b>73,017</b>
11/29	at Dallas Cowboys - TN	AT&T Stadium	L	10-13	93,004
12/9	at Tampa Bay Buccaneers	Raymond James Stadium	W	28-14	53,495
12/17	at Carolina Panthers - MN	Bank of America Stadium	W	12-9	74,188
12/23	<b>PITTSBURGH STEELERS</b>	<b>MERCEDES-BENZ SUPERDOME</b>	<b>W</b>	<b>31-28</b>	<b>73,086</b>
12/30	<b>CAROLINA PANTHERS</b>	<b>MERCEDES-BENZ SUPERDOME</b>	<b>L</b>	<b>14-33</b>	<b>73,028</b>
				<b>504-353</b>	<b>1,147,430</b>
		<b>NFC Divisional Playoff</b>			
1/13	<b>PHILADELPHIA EAGLES</b>	<b>MERCEDES-BENZ SUPERDOME</b>	<b>W</b>	<b>20-14</b>	<b>73,027</b>
		<b>NFC Championship Game</b>			
1/20	<b>LOS ANGELES RAMS</b>	<b>MERCEDES-BENZ SUPERDOME</b>	<b>L</b>	<b>23-26 OT</b>	<b>73,028</b>

## 2019: 13-3 (1ST-NFC SOUTH)

		<b>Head Coach: Sean Payton</b>			
9/9	<b>HOUSTON TEXANS - MN</b>	<b>MERCEDES-BENZ SUPERDOME</b>	<b>W</b>	<b>30-28</b>	<b>73,039</b>
9/15	at Los Angeles Rams	L. A. Memorial Coliseum	L	9-27	71,460
9/22	at Seattle Seahawks	CenturyLink Field	W	33-27	69,005
9/29	<b>DALLAS COWBOYS - SN</b>	<b>MERCEDES-BENZ SUPERDOME</b>	<b>W</b>	<b>12-10</b>	<b>73,086</b>
10/6	<b>TAMPA BAY BUCCANEERS</b>	<b>MERCEDES-BENZ SUPERDOME</b>	<b>W</b>	<b>31-24</b>	<b>73,029</b>
10/13	at Jacksonville Jaguars	TIAA Bank Field	W	13-6	64,341
10/20	at Chicago Bears	Soldier Field	W	36-25	62,306
10/27	<b>ARIZONA CARDINALS</b>	<b>MERCEDES-BENZ SUPERDOME</b>	<b>W</b>	<b>31-9</b>	<b>73,064</b>
11/10	<b>ATLANTA FALCONS</b>	<b>MERCEDES-BENZ SUPERDOME</b>	<b>L</b>	<b>9-26</b>	<b>73,283</b>
11/17	at Tampa Bay Buccaneers	Raymond James Stadium	W	34-17	54,333
11/24	<b>CAROLINA PANTHERS</b>	<b>MERCEDES-BENZ SUPERDOME</b>	<b>W</b>	<b>34-31</b>	<b>73,068</b>
11/28	at Atlanta Falcons - TN	Mercedes-Benz Stadium	W	26-18	71,993
12/8	<b>SAN FRANCISCO 49ERS</b>	<b>MERCEDES-BENZ SUPERDOME</b>	<b>L</b>	<b>46-48</b>	<b>73,038</b>
12/16	<b>INDIANAPOLIS COLTS - MN</b>	<b>MERCEDES-BENZ SUPERDOME</b>	<b>W</b>	<b>34-7</b>	<b>73,053</b>
12/22	at Tennessee Titans	Nissan Stadium	W	38-28	66,756
12/29	at Carolina Panthers	Bank of America Stadium	W	42-10	72,203



HISTORY

# SEASON RESULTS (2019-22)

		NFC Wild Card Playoff		458-341	1,044,004
1/5	MINNESOTA VIKINGS	MERCEDES-BENZ SUPERDOME	L	20-26 OT	73,038

## 2020: 12-4 (1ST-NFC SOUTH)

		Head Coach: Sean Payton			
9/13	TAMPA BAY BUCCANEERS	MERCEDES-BENZ SUPERDOME	W	34-23	
9/21	at Las Vegas Raiders - MN	Allegiant Stadium	L	24-34	
9/27	GREEN BAY PACKERS - SN	MERCEDES-BENZ SUPERDOME	L	30-37	748
10/4	at Detroit Lions	Ford Field	W	35-29	
10/12	LOS ANGELES CHARGERS-MN	MERCEDES-BENZ SUPERDOME	W	30-27 OT	749
10/25	CAROLINA PANTHERS	MERCEDES-BENZ SUPERDOME	W	27-24	3,000
11/1	at Chicago Bears	Soldier Field	W	26-23 OT	
11/8	at Tampa Bay Buccaneers-SN	Raymond James Stadium	W	38-3	15,740
11/15	SAN FRANCISCO 49ERS	MERCEDES-BENZ SUPERDOME	W	27-13	5,979
11/22	ATLANTA FALCONS	MERCEDES-BENZ SUPERDOME	W	24-9	6,000
11/29	at Denver Broncos	Empower Field at Mile High	W	31-3	
12/6	at Atlanta Falcons	Mercedes-Benz Stadium	W	21-16	8,713
12/13	at Philadelphia Eagles	Lincoln Financial Field	L	21-24	
12/20	KANSAS CITY CHIEFS	MERCEDES-BENZ SUPERDOME	L	29-32	3,000
12/25	MINNESOTA VIKING-FR	MERCEDES-BENZ SUPERDOME	W	52-33	3,000
1/3	at Carolina Panthers	Bank of America Stadium	W	33-7	1,500
				482-337	48,429
		NFC Wild Card Playoff			
1/10	CHICAGO BEARS	MERCEDES-BENZ SUPERDOME	W	21-9	3,000
		NFC Divisional Playoff			
1/17	TAMPA BAY BUCCANEERS	MERCEDES-BENZ SUPERDOME	L	20-30	3,750

## 2021: 9-8 (2ND-NFC SOUTH)

		Head Coach: Sean Payton			
9/12	GREEN BAY PACKERS	TIAA BANK FIELD	W	38-3	35,242
9/19	at Carolina Panthers	Bank of America Stadium	L	7-26	70,675
9/26	at New England Patriots	Gillette Stadium	W	28-13	65,878
10/3	NEW YORK GIANTS	CAESARS SUPERDOME	L	21-27 OT	69,170
10/10	at Washington Football Team	FedEx Field	W	33-22	50,137
10/25	at Seattle Seahawks-MN	Lumen Field	W	13-10	68,563
10/31	TAMPA BAY BUCCANEERS	CAESARS SUPERDOME	W	36-27	69,170
11/7	ATLANTA FALCONS	CAESARS SUPERDOME	L	25-27	69,170
11/14	at Tennessee Titans	Nissan Stadium	L	21-23	69,414
11/21	at Philadelphia Eagles	Lincoln Financial Field	L	29-40	69,796
11/25	BUFFALO BILLS-TN	CAESARS SUPERDOME	L	6-31	69,170
12/2	DALLAS COWBOYS-TN	CAESARS SUPERDOME	L	17-27	69,170
12/12	at New York Jets	MetLife Stadium	W	30-9	69,129
12/19	at Tampa Bay Buccaneers-SN	Raymond James Stadium	W	9-0	65,744
12/27	MIAMI DOLPHINS - MN	CAESARS SUPERDOME	L	3-20	69,170
1/2	CAROLINA PANTHERS	CAESARS SUPERDOME	W	18-10	69,170
1/9	at Atlanta Falcons	Mercedes-Benz Stadium	W	30-20	68,336
				364-335	1,223,021

## 2022: 7-10 (3RD-NFC SOUTH)

		Head Coach: Dennis Allen			
9/11	at Atlanta Falcons	Mercedes-Benz Stadium	W	27-26	70,078
9/18	TAMPA BAY BUCCANEERS	CAESARS SUPERDOME	L	10-20	70,040
9/25	at Carolina Panthers	Bank of America Stadium	L	14-22	70,496
1/5	MINNESOTA VIKINGS	TOTTENHAM HOTSPUR STADIUM	L	25-28	60,639
10/9	SEATTLE SEAHAWKS	CAESARS SUPERDOME	W	39-32	70,003
10/16	CINCINNATI BENGALS	CAESARS SUPERDOME	L	26-30	70,004
10/20	at Arizona Cardinals-TN	State Farm Stadium	L	34-42	63,290

# YEAR-BY-YEAR RESULTS

10/30	LAS VEGAS RAIDERS	CAESARS SUPERDOME	W	24-0	70,009
11/7	BALTIMORE RAVENS - MN	CAESARS SUPERDOME	L	13-27	70,010
11/13	at Pittsburgh Steelers	Acrisure Stadium	L	10-20	66,544
11/20	LOS ANGELES RAMS	CAESARS SUPERDOME	W	27-20	70,025
11/27	at San Francisco 49ers	Levi's Stadium	L	0-13	71,275
12/5	at Tampa Bay Buccaneers-MN	Raymond James Stadium	L	16-17	68,709
12/18	ATLANTA FALCONS	CAESARS SUPERDOME	W	21-18	70,041
12/24	at Cleveland Browns-SAT	FirstEnergy Stadium	W	17-10	67,431
1/1	at Philadelphia Eagles	Lincoln Financial Field	W	20-10	69,796
1/8	CAROLINA PANTHERS	CAESARS SUPERDOME	L	7-10	70,118
				330-345	1,169,139



HISTORY

## REGULAR SEASON

Year	Overall	Pct.	Division	Coach	Home	Pct.	Road	Pct.
1967	3-11	.214	4th-Capitol	Tom Fears	2-5	.286	1-6	.167
1968	4-9-1	.321	3rd-Century	Tom Fears	3-4	.429	1-5-1	.143
1969	5-9	.357	3rd-Capitol	Tom Fears	3-4	.429	2-5	.286
1970	2-11-1	.179	4th-NFC West	Tom Fears (1-5-1)* J.D. Roberts (1-6)	2-5	.286	0-6-1	.071
1971	4-8-2	.357	4th-NFC West	J.D. Roberts	2-4-1	.357	2-4-1	.357
1972	2-11-1	.179	4th-NFC West	J.D. Roberts	2-5	.286	0-6-1	.071
1973	5-9	.357	3rd-NFC West	John North	5-2	.714	0-7	.000
1974	5-9	.357	3rd-NFC West	John North	4-3	.571	1-6	.167
1975	2-12	.143	4th-NFC West	John North (1-5)# Ernie Hefferle (1-7)	2-5	.286	0-7	.000
1976	4-10	.286	4th-NFC West	Hank Stram	2-5	.286	2-5	.286
1977	3-11	.214	4th-NFC West	Hank Stram	2-5	.286	1-6	.167
1978	7-9	.438	3rd-NFC West	Dick Nolan	3-5	.375	4-4	.500
1979	8-8	.500	2nd-NFC West	Dick Nolan	3-5	.375	5-3	.625
1980	1-15	.063	4th-NFC West	Dick Nolan (0-12)+ Dick Stanfel (1-3)	0-8	.000	1-7	.125
1981	4-12	.250	4th-NFC West	Bum Phillips	2-6	.250	2-6	.250
1982	4-5	.444	2nd-NFC West **	Bum Phillips	2-3	.400	2-2	.500
1983	8-8	.500	3rd-NFC West	Bum Phillips	5-3	.625	3-5	.375
1984	7-9	.438	3rd-NFC West	Bum Phillips	3-5	.375	4-4	.500
1985	5-11	.313	3rd-NFC West	Bum Phillips (4-8)~ Wade Phillips (1-3)	3-5	.375	2-6	.250
1986	7-9	.438	4th-NFC West	Jim Mora	4-4	.500	3-5	.375
1987	12-3	.800	2nd-NFC West	Jim Mora	6-1	.857	6-2	.750
<b>NFC Wild Card Playoffs:</b> vs. <i>Minnesota</i> , L 10-44								
1988	10-6	.625	3rd-NFC West	Jim Mora	5-3	.625	5-3	.625
1989	9-7	.563	3rd-NFC West	Jim Mora	5-3	.625	4-4	.500
1990	8-8	.500	2nd-NFC West	Jim Mora	5-3	.625	3-5	.375
<b>NFC Wild Card Playoffs:</b> at <i>Chicago</i> , L 6-16								
1991	11-5	.688	1st-NFC West	Jim Mora	6-2	.750	5-3	.625
<b>NFC Wild Card Playoffs:</b> vs. <i>Atlanta</i> , L 20-27								
1992	12-4	.750	2nd-NFC West	Jim Mora	6-2	.750	6-2	.750
<b>NFC Wild Card Playoffs:</b> vs. <i>Philadelphia</i> , L 20-36								
1993	8-8	.500	2nd-NFC West	Jim Mora	4-4	.500	4-4	.500
1994	7-9	.438	2nd-NFC West	Jim Mora	3-5	.375	4-4	.500
1995	7-9	.438	5th-NFC West	Jim Mora	4-4	.500	3-5	.375
1996	3-13	.188	5th-NFC West	Jim Mora (2-6)† Rick Venturi (1-7)	2-6	.250	1-7	.125
1997	6-10	.375	4th-NFC West	Mike Ditka	3-5	.375	3-5	.375
1998	6-10	.375	3rd-NFC West	Mike Ditka	4-4	.500	2-6	.250
1999	3-13	.188	5th-NFC West	Mike Ditka	3-5	.375	0-8	.000



# YEAR-BY-YEAR RESULTS

2000	10-6	.625	1st-NFC West	Jim Haslett	3-5	.375	7-1	.875
<b>NFC Wild Card Playoffs:</b> vs. <i>St. Louis Rams, W 31-28; NFC Divisional Playoff:</i> at <i>Minnesota, L 16-34</i>								
2001	7-9	.438	3rd-NFC West	Jim Haslett	3-5	.375	4-4	.500
2002	9-7	.563	3rd-NFC West	Jim Haslett	4-4	.500	5-3	.625
2003	8-8	.500	2nd-NFC South	Jim Haslett	5-3	.625	3-5	.375
2004	8-8	.500	2nd-NFC South	Jim Haslett	3-5	.375	5-3	.625
2005	3-13	.188	4th-NFC South	Jim Haslett	1-7	.125	2-6	.250
2006	10-6	.625	1st-NFC South	Sean Payton	4-4	.500	6-2	.750
<b>NFC Divisional Playoffs:</b> vs. <i>Philadelphia, W 27-24; NFC Championship:</i> at <i>Chicago, L 14-39</i>								
2007	7-9	.438	3rd-NFC South	Sean Payton	3-5	.375	4-4	.500
2008	8-8	.500	4th-NFC South	Sean Payton	6-2	.750	2-6	.250
2009	13-3	.813	1st-NFC South	Sean Payton	6-2	.750	7-1	.875
<b>NFC Divisional Playoffs:</b> vs. <i>Arizona, W 45-14; NFC Championship:</i> vs. <i>Minnesota, W 31-28 (OT); Super Bowl XLIV:</i> vs. <i>Indianapolis, W 31-17</i>								
2010	11-5	.688	2nd-NFC South	Sean Payton	5-3	.625	6-2	.750
<b>NFC Wild Card Playoffs:</b> at <i>Seattle, L 36-41</i>								
2011	13-3	.813	1st-NFC South	Sean Payton	8-0	1.000	5-3	.625
<b>NFC Wild Card Playoffs:</b> vs. <i>Detroit, W 45-28; NFC Divisional Playoffs:</i> at <i>San Francisco, L 32-36</i>								
2012	7-9	.438	3rd-NFC South	Aaron Kromer (2-4) Joe Vitt (5-5)	4-4	.500	3-5	.375
2013	11-5	.688	2nd-NFC South	Sean Payton	8-0	1.000	3-5	.375
<b>NFC Wild Card Playoffs:</b> at <i>Philadelphia, W 26-24; NFC Divisional Playoffs:</i> at <i>Seattle, L 14-23</i>								
2014	7-9	.438	2nd-NFC South	Sean Payton	3-5	.375	4-4	.500
2015	7-9	.438	3rd-NFC South	Sean Payton	4-4	.500	3-5	.375
2016	7-9	.438	3rd-NFC South	Sean Payton	4-4	.500	3-5	.375
2017	11-5	.688	1st-NFC South	Sean Payton	7-1	.875	4-4	.500
<b>NFC Wild Card Playoffs:</b> vs. <i>Carolina, W 31-26; NFC Divisional Playoffs:</i> at <i>Minnesota, L 24-29</i>								
2018	13-3	.813	1st-NFC South	Sean Payton	6-2	.750	7-1	.875
<b>NFC Divisional Playoffs:</b> vs. <i>Philadelphia, W 20-14; NFC Championship:</i> vs. <i>L.A. Rams, L 23-26 (OT)</i>								
2019	13-3	.813	1st-NFC South	Sean Payton	6-2	.750	7-1	.875
<b>NFC Wild Card Playoffs:</b> vs. <i>Minnesota, L 20-26 (OT)</i>								
2020	12-4	.750	1st-NFC South	Sean Payton	6-2	.750	6-2	.750
<b>NFC Wild Card Playoffs:</b> vs. <i>Chicago, W 21-9; NFC Divisional Playoffs:</i> vs. <i>Tampa Bay, L 20-30</i>								
2021	9-8	.529	2nd-NFC South	Sean Payton	3-5	.375	6-3	.667
2022	7-10	.412	3rd-NFC South	Dennis Allen	4-5	.444	3-5	.375

## REGULAR SEASON

	Overall	Pct.	Home	Pct.	Road	Pct.
Totals Since 1967:	403-460-5	.467	216-217-1	.499	187-243-4	.436
Tulane Stadium (1967-74):			23-32-1			.420
Caesars Superdome (1975-2004, 2006-present):			191-173			.521
Giants Stadium (2005):			0-1			.000
San Antonio Alamodome (2005):			1-2			.333
Tiger Stadium (2005):			0-4			.000
Wembley Stadium (2008):			1-0			1.000
TIAA Bank Field (2021):			1-0			1.000
Tottenham Hotspur Stadium (2022):			0-1			.000

## POSTSEASON

Totals	Overall <sup>§</sup>	Pct.	Home	Pct.	Road	Pct.
	10-13	.435	8-6	.571	1-7	.125

§ - includes Super Bowl XLIV (neutral site).

# SERIES RECORDS

REGULAR SEASON (Home Games in Bold)

## ARIZONA CARDINALS (15-16-0)

Date	W/L	Score	Site	Attendance
12/3/67	L	20-31	Busch Stadium	41,171
<b>9/29/68</b>	<b>L</b>	<b>20-21</b>	<b>Tulane Stadium</b>	<b>79,021</b>
10/27/68	L	17-31	Busch Stadium	45,476
11/2/69	W	51-42	Busch Stadium	46,718
10/11/70	L	17-24	Busch Stadium	45,294
<b>12/8/74</b>	<b>W</b>	<b>14-0</b>	<b>Tulane Stadium</b>	<b>57,152</b>
10/23/77	L	31-49	Busch Stadium	48,417
<b>10/5/80</b>	<b>L</b>	<b>7-40</b>	<b>Louisiana Superdome</b>	<b>45,388</b>
12/6/81	L	3-30	Busch Stadium	46,923
<b>9/12/82</b>	<b>L</b>	<b>7-21</b>	<b>Louisiana Superdome</b>	<b>58,673</b>
<b>9/4/83</b>	<b>W</b>	<b>28-17</b>	<b>Louisiana Superdome</b>	<b>60,430</b>
<b>9/23/84</b>	<b>W</b>	<b>34-24</b>	<b>Louisiana Superdome</b>	<b>58,723</b>
12/8/85	L	16-28	Busch Stadium	29,527
11/16/86	W	16-7	Busch Stadium	32,069
10/11/87	L	19-24	Busch Stadium	11,795
<b>9/23/90</b>	<b>W</b>	<b>28-7</b>	<b>Louisiana Superdome</b>	<b>61,110</b>
12/22/91	W	27-3	Sun Devil Stadium	30,928
10/18/92	W	30-21	Sun Devil Stadium	27,735
10/31/93	W	20-17	Sun Devil Stadium	36,778
<b>9/22/96</b>	<b>L</b>	<b>14-28</b>	<b>Louisiana Superdome</b>	<b>34,316</b>
<b>12/14/97</b>	<b>W</b>	<b>27-10</b>	<b>Louisiana Superdome</b>	<b>45,517</b>
12/20/98	L	17-19	Sun Devil Stadium	51,617
10/29/00	W	21-10	Sun Devil Stadium	35,016
10/30/04	L	10-34	Sun Devil Stadium	29,109
<b>12/16/07</b>	<b>W</b>	<b>31-24</b>	<b>Louisiana Superdome</b>	<b>70,007</b>
10/10/10	L	20-30	Univ. of Phoenix Stadium	62,621
<b>9/22/13</b>	<b>W</b>	<b>31-7</b>	<b>Mercedes-Benz Superdome</b>	<b>73,057</b>
9/13/15	L	19-31	Univ. of Phoenix Stadium	62,903
12/18/16	W	48-41	Univ. of Phoenix Stadium	65,072
<b>10/27/19</b>	<b>W</b>	<b>31-9</b>	<b>Mercedes-Benz Superdome</b>	<b>73,064</b>
10/20/22	L	34-42	State Farm Stadium	63,290

## ATLANTA FALCONS (54-53-0)

<b>11/26/67</b>	<b>W</b>	<b>27-24</b>	<b>Tulane Stadium</b>	<b>83,437</b>
12/7/69	L	17-45	Atlanta Stadium	51,021
<b>9/20/70</b>	<b>L</b>	<b>3-14</b>	<b>Tulane Stadium</b>	<b>77,042</b>
10/25/70	L	14-32	Atlanta Stadium	58,850
10/24/71	L	6-28	Atlanta Stadium	58,850
<b>12/19/71</b>	<b>L</b>	<b>20-24</b>	<b>Tulane Stadium</b>	<b>75,954</b>
<b>10/15/72</b>	<b>L</b>	<b>14-21</b>	<b>Tulane Stadium</b>	<b>66,294</b>
11/12/72	L	20-36	Atlanta Stadium	58,850
<b>9/16/73</b>	<b>L</b>	<b>7-62</b>	<b>Tulane Stadium</b>	<b>66,428</b>
12/16/73	L	10-14	Atlanta Stadium	34,147
<b>9/29/74</b>	<b>W</b>	<b>14-13</b>	<b>Tulane Stadium</b>	<b>62,273</b>
10/20/74	W	13-3	Atlanta Stadium	47,217
10/5/75	L	7-14	Atlanta Stadium	29,444
<b>11/2/75</b>	<b>W</b>	<b>23-7</b>	<b>Louisiana Superdome</b>	<b>49,342</b>
<b>10/10/76</b>	<b>W</b>	<b>30-0</b>	<b>Louisiana Superdome</b>	<b>51,521</b>
10/31/76	L	20-23	Atlanta-Fulton Co. Std.	34,127
<b>11/20/77</b>	<b>W</b>	<b>21-20</b>	<b>Louisiana Superdome</b>	<b>43,135</b>
12/18/77	L	7-35	Atlanta-Fulton Co. Std.	36,895
<b>11/12/78</b>	<b>L</b>	<b>17-20</b>	<b>Louisiana Superdome</b>	<b>70,323</b>
11/26/78	L	17-20	Atlanta-Fulton Co. Std.	55,121
<b>9/2/79</b>	<b>L</b>	<b>34-40</b>	<b>Louisiana Superdome</b>	<b>70,940</b>
11/25/79	W	37-6	Atlanta-Fulton Co. Std.	42,815
<b>10/19/80</b>	<b>L</b>	<b>14-41</b>	<b>Louisiana Superdome</b>	<b>62,651</b>
11/16/80	L	13-31	Atlanta-Fulton Co. Std.	53,871
9/6/81	L	0-27	Atlanta-Fulton Co. Std.	57,406
<b>11/1/81</b>	<b>L</b>	<b>10-41</b>	<b>Louisiana Superdome</b>	<b>63,637</b>
12/12/82	L	0-35	Atlanta-Fulton Co. Std.	39,535
<b>1/2/83</b>	<b>W</b>	<b>35-6</b>	<b>Louisiana Superdome</b>	<b>47,336</b>
10/9/83	W	19-17	Atlanta-Fulton Co. Std.	51,654
<b>11/6/83</b>	<b>W</b>	<b>27-10</b>	<b>Louisiana Superdome</b>	<b>67,062</b>
<b>9/2/84</b>	<b>L</b>	<b>28-36</b>	<b>Louisiana Superdome</b>	<b>66,652</b>
11/11/84	W	17-13	Atlanta-Fulton Co. Std.	40,590
10/20/85	L	24-31	Atlanta-Fulton Co. Std.	44,784
<b>12/22/85</b>	<b>L</b>	<b>10-16</b>	<b>Louisiana Superdome</b>	<b>37,717</b>
<b>9/7/86</b>	<b>L</b>	<b>10-31</b>	<b>Louisiana Superdome</b>	<b>67,950</b>
12/14/86	W	14-9	Atlanta-Fulton Co. Std.	39,994
11/1/87	W	38-0	Atlanta-Fulton Co. Std.	42,196
9/11/88	W	29-21	Atlanta-Fulton Co. Std.	48,901

<b>12/18/88</b>	<b>W</b>	<b>10-9</b>	<b>Louisiana Superdome</b>	<b>60,566</b>
<b>10/29/89</b>	<b>W</b>	<b>20-13</b>	<b>Louisiana Superdome</b>	<b>65,153</b>
11/19/89	W	26-17	Atlanta-Fulton Co. Std.	53,173
10/7/90	L	17-28	Atlanta-Fulton Co. Std.	57,401
<b>11/25/90</b>	<b>W</b>	<b>10-7</b>	<b>Louisiana Superdome</b>	<b>68,629</b>
9/29/91	W	27-6	Atlanta-Fulton Co. Std.	56,556
<b>11/24/91</b>	<b>L</b>	<b>20-23</b>	<b>Louisiana Superdome</b>	<b>68,591</b>
9/20/92	W	10-7	Georgia Dome	67,328
<b>12/3/92</b>	<b>W</b>	<b>22-14</b>	<b>Louisiana Superdome</b>	<b>68,591</b>
9/12/93	W	34-31	Georgia Dome	64,287
<b>10/24/93</b>	<b>L</b>	<b>15-26</b>	<b>Louisiana Superdome</b>	<b>69,043</b>
<b>11/13/94</b>	<b>W</b>	<b>33-32</b>	<b>Louisiana Superdome</b>	<b>60,313</b>
12/11/94	W	29-20	Georgia Dome	61,307
<b>9/17/95</b>	<b>L</b>	<b>24-27</b>	<b>Louisiana Superdome</b>	<b>57,442</b>
12/10/95	L	14-19	Georgia Dome	54,603
11/17/96	L	15-17	Georgia Dome	43,119
<b>12/8/96</b>	<b>L</b>	<b>15-31</b>	<b>Louisiana Superdome</b>	<b>32,923</b>
<b>10/12/97</b>	<b>L</b>	<b>17-23</b>	<b>Louisiana Superdome</b>	<b>65,619</b>
11/23/97	L	3-20	Georgia Dome	48,620
10/18/98	L	23-31	Georgia Dome	60,774
<b>12/13/98</b>	<b>L</b>	<b>17-27</b>	<b>Louisiana Superdome</b>	<b>61,678</b>
<b>10/10/99</b>	<b>L</b>	<b>17-20</b>	<b>Louisiana Superdome</b>	<b>57,289</b>
12/5/99	L	12-35	Georgia Dome	62,568
10/22/00	W	21-19	Georgia Dome	56,508
<b>12/17/00</b>	<b>W</b>	<b>23-7</b>	<b>Louisiana Superdome</b>	<b>64,900</b>
<b>10/21/01</b>	<b>L</b>	<b>13-20</b>	<b>Louisiana Superdome</b>	<b>70,020</b>
12/9/01	W	28-10	Georgia Dome	68,826
<b>10/27/02</b>	<b>L</b>	<b>35-37</b>	<b>Louisiana Superdome</b>	<b>67,883</b>
11/17/02	L	17-24	Georgia Dome	70,382
10/19/03	W	45-17	Georgia Dome	70,837
<b>11/16/03</b>	<b>W</b>	<b>23-20</b>	<b>Louisiana Superdome</b>	<b>68,432</b>
11/28/04	L	21-24	Georgia Dome	70,521
<b>12/26/04</b>	<b>W</b>	<b>26-13</b>	<b>Louisiana Superdome</b>	<b>64,900</b>
<b>10/16/05</b>	<b>L</b>	<b>31-34</b>	<b>Alamodome</b>	<b>65,562</b>
12/12/05	L	17-36	Georgia Dome	70,083
<b>9/25/06</b>	<b>W</b>	<b>23-3</b>	<b>Louisiana Superdome</b>	<b>70,003</b>
11/26/06	W	31-13	Georgia Dome	70,933
<b>10/21/07</b>	<b>W</b>	<b>22-16</b>	<b>Louisiana Superdome</b>	<b>69,994</b>
12/10/07	W	34-14	Georgia Dome	69,553
11/9/08	L	20-34	Georgia Dome	64,826
<b>12/7/08</b>	<b>W</b>	<b>29-25</b>	<b>Louisiana Superdome</b>	<b>70,011</b>
<b>11/2/09</b>	<b>W</b>	<b>35-27</b>	<b>Louisiana Superdome</b>	<b>70,088</b>
12/13/09	W	26-23	Georgia Dome	68,930
<b>9/26/10</b>	<b>L</b>	<b>24-27</b>	<b>Louisiana Superdome</b>	<b>70,051</b>
12/27/10	W	17-14	Georgia Dome	70,144
11/13/11	W	26-23	Georgia Dome	70,359
<b>12/26/11</b>	<b>W</b>	<b>45-16</b>	<b>Mercedes-Benz Superdome</b>	<b>73,085</b>
11/11/12	W	31-27	Mercedes-Benz Superdome	73,126
11/29/12	L	13-23	Georgia Dome	70,514
<b>9/8/13</b>	<b>W</b>	<b>23-17</b>	<b>Mercedes-Benz Superdome</b>	<b>72,348</b>
11/21/13	W	17-13	Georgia Dome	70,422
9/7/14	L	34-37	Georgia Dome	70,766
<b>12/21/14</b>	<b>L</b>	<b>14-30</b>	<b>Mercedes-Benz Superdome</b>	<b>73,164</b>
<b>10/15/15</b>	<b>W</b>	<b>31-21</b>	<b>Mercedes-Benz Superdome</b>	<b>73,018</b>
1/3/16	W	20-17	Georgia Dome	69,699
<b>9/26/16</b>	<b>L</b>	<b>32-45</b>	<b>Mercedes-Benz Superdome</b>	<b>73,003</b>
1/1/17	L	32-38	Georgia Dome	70,835
12/7/17	L	17-20	Mercedes-Benz Stadium	72,866
<b>12/24/17</b>	<b>W</b>	<b>23-13</b>	<b>Mercedes-Benz Superdome</b>	<b>73,188</b>
9/23/18	W	43-37	Mercedes-Benz Stadium	74,457
<b>11/22/18</b>	<b>W</b>	<b>31-17</b>	<b>Mercedes-Benz Superdome</b>	<b>73,017</b>
11/10/19	L	9-26	Mercedes-Benz Superdome	72,283
11/28/19	W	26-18	Mercedes-Benz Stadium	71,993
<b>11/22/20</b>	<b>W</b>	<b>24-9</b>	<b>Mercedes-Benz Superdome</b>	<b>6,000</b>
12/6/20	W	21-16	Mercedes-Benz Stadium	8,713
<b>11/7/21</b>	<b>L</b>	<b>25-27</b>	<b>Caesars Superdome</b>	<b>69,170</b>
1/9/22	W	30-20	Mercedes-Benz Stadium	68,336
9/11/22	W	27-26	Mercedes-Benz Stadium	70,078
<b>12/18/22</b>	<b>W</b>	<b>21-18</b>	<b>Caesars Superdome</b>	<b>70,041</b>

## BALTIMORE RAVENS (2-6-0)

9/29/96	L	10-17	Memorial Stadium	61,063
12/19/99	L	8-31	PSINet Stadium	67,597
12/8/02	W	37-25	Ravens Stadium	69,334
<b>10/29/06</b>	<b>L</b>	<b>22-35</b>	<b>Louisiana Superdome</b>	<b>69,152</b>
12/19/10	L	24-30	M&T Bank Stadium	71,432



HISTORY

# SERIES RECORDS

11/24/14	L	27-34	Mercedes-Benz Superdome	73,373
10/21/18	W	24-23	M&T Bank Stadium	70,639
11/7/22	L	13-27	Caesars Superdome	70,010

## BUFFALO BILLS (7-5-0)

11/4/73	W	13-0	Tulane Stadium	74,770
9/21/80	L	26-35	Louisiana Superdome	51,154
10/30/83	L	21-27	Rich Stadium	49,413
12/10/89	W	22-19	Rich Stadium	70,037
12/20/92	L	16-20	Louisiana Superdome	68,591
12/27/98	L	33-45	Louisiana Superdome	39,707
9/9/01	W	24-6	Ralph Wilson Stadium	71,447
10/2/05	W	19-7	Alamodome	58,688
9/27/09	W	27-7	Ralph Wilson Stadium	70,261
10/27/13	W	35-17	Mercedes-Benz Superdome	72,405
11/12/17	W	47-10	New Era Field	67,501
11/25/21	L	6-31	Caesars Superdome	69,170

## CAROLINA PANTHERS (28-28-0)

10/22/95	L	3-20	Clemson Memorial Std.	55,484
11/26/95	W	34-26	Louisiana Superdome	39,580
9/8/96	L	20-22	Louisiana Superdome	43,288
10/20/96	L	7-19	Ericsson Stadium	70,888
10/19/97	L	0-13	Louisiana Superdome	50,963
11/30/97	W	16-13	Ericsson Stadium	57,957
9/13/98	W	19-14	Louisiana Superdome	51,915
11/1/98	L	17-31	Ericsson Stadium	62,514
9/12/99	W	19-10	Louisiana Superdome	58,166
1/2/00	L	13-45	Ericsson Stadium	56,929
10/15/00	W	24-6	Louisiana Superdome	50,015
11/12/00	W	20-10	Ericsson Stadium	72,981
10/14/01	W	27-25	Ericsson Stadium	72,049
12/2/01	W	27-23	Louisiana Superdome	70,020
11/10/02	W	34-24	Ericsson Stadium	72,566
12/29/02	L	6-10	Louisiana Superdome	66,946
10/5/03	L	13-19	Ericsson Stadium	72,496
10/26/03	L	20-23	ot Louisiana Superdome	68,370
12/05/04	L	21-32	Louisiana Superdome	58,878
1/2/05	W	21-18	Bank of America Stadium	73,302
9/11/05	W	23-20	Bank of America Stadium	72,920
12/18/05	L	10-27	Tiger Stadium	32,551
10/1/06	L	18-21	Bank of America Stadium	73,392
12/31/06	L	21-31	Louisiana Superdome	69,569
10/7/07	L	13-16	Louisiana Superdome	70,001
11/25/07	W	31-6	Bank of America Stadium	72,032
10/19/08	L	7-30	Bank of America Stadium	73,687
12/28/08	L	31-33	Louisiana Superdome	69,999
11/8/09	W	30-20	Louisiana Superdome	70,011
1/3/10	L	10-23	Bank of America Stadium	73,047
10/3/10	W	16-14	Louisiana Superdome	70,016
11/7/10	W	34-3	Bank of America Stadium	73,191
10/9/11	W	30-27	Bank of America Stadium	72,679
11/1/12	W	45-17	Mercedes-Benz Superdome	73,065
9/16/12	L	27-35	Bank of America Stadium	72,879
12/30/12	L	38-44	Mercedes-Benz Superdome	73,124
12/8/13	W	31-13	Mercedes-Benz Superdome	73,089
12/22/13	L	13-17	Bank of America Stadium	73,825
10/30/14	W	28-10	Bank of America Stadium	73,663
12/7/14	L	10-41	Mercedes-Benz Superdome	73,006
9/27/15	L	22-27	Bank of America Stadium	73,402
12/6/15	L	38-41	Mercedes-Benz Superdome	73,097
10/16/16	W	41-38	Mercedes-Benz Superdome	73,138
11/17/16	L	20-23	Bank of America Stadium	73,288
9/24/17	W	34-13	Bank of America Stadium	73,775
12/3/17	W	31-21	Mercedes-Benz Superdome	73,171
12/17/18	W	12-9	Bank of America Stadium	74,188
12/30/18	L	14-33	Mercedes-Benz Superdome	73,028
11/24/19	W	34-31	Mercedes-Benz Superdome	73,068
12/29/19	W	42-10	Bank of America Stadium	72,203
10/25/20	W	27-24	Mercedes-Benz Superdome	3,000
1/3/21	W	33-7	Bank of America Stadium	1,500
9/19/21	L	7-26	Bank of America Stadium	73,675
1/2/22	W	18-10	Caesars Superdome	69,170
9/25/22	L	14-22	Bank of America Stadium	70,496
1/8/23	L	7-10	Caesars Superdome	70,"8

## CHICAGO BEARS (17-13-0)

12/1/68	L	17-23	Tulane Stadium	78,285
12/20/70	L	3-24	Tulane Stadium	63,518
10/10/71	L	14-35	Soldier Field	55,049
10/7/73	W	21-16	Tulane Stadium	56,561
10/6/74	L	10-24	Soldier Field	45,818
12/21/75	L	17-42	Louisiana Superdome	33,371
10/2/77	W	42-24	Soldier Field	51,488
9/14/80	L	3-22	Soldier Field	62,523
9/19/82	W	10-0	Soldier Field	56,600
9/18/83	W	34-31	ot Louisiana Superdome	64,692
10/7/84	L	7-20	Soldier Field	53,752
10/18/87	W	19-17	Soldier Field	46,813
10/27/91	L	17-20	Louisiana Superdome	68,591
9/13/92	W	28-6	Louisiana Superdome	68,591
10/9/94	L	7-17	Soldier Field	63,822
10/13/96	W	27-24	Louisiana Superdome	43,512
10/5/97	W	20-17	Soldier Field	58,865
10/3/99	L	10-14	Soldier Field	66,944
10/8/00	W	31-10	Soldier Field	66,944
9/22/02	W	29-23	Memorial Stadium	63,216
10/12/03	W	20-13	Louisiana Superdome	68,390
11/6/05	L	17-20	Tiger Stadium	32,637
12/30/07	L	25-33	Soldier Field	62,064
12/11/08	L	24-27	ot Soldier Field	61,692
9/18/11	W	30-13	Louisiana Superdome	73,019
10/6/13	W	26-18	Soldier Field	62,361
12/15/14	W	31-15	Soldier Field	60,996
10/29/17	W	20-12	Mercedes-Benz Superdome	73,192
10/20/19	W	36-25	Soldier Field	62,306
11/1/20	W	26-23	ot Soldier Field	

## CINCINNATI BENGALS (7-8-0)

11/29/70	L	6-26	Riverfront Stadium	59,342
9/28/75	L	0-21	Louisiana Superdome	52,531
9/24/78	W	20-18	Riverfront Stadium	40,455
10/25/81	W	17-7	Louisiana Superdome	46,336
12/9/84	L	21-24	Louisiana Superdome	40,855
12/20/87	W	41-24	Riverfront Stadium	43,424
11/4/90	W	21-7	Riverfront Stadium	60,067
12/9/94	W	20-13	Louisiana Superdome	58,036
9/15/96	L	15-30	Riverfront Stadium	45,412
12/22/02	L	13-20	Paul Brown Stadium	43,544
11/19/06	L	16-31	Louisiana Superdome	68,001
12/5/10	W	34-30	Paul Brown Stadium	59,963
11/16/14	L	10-27	Mercedes-Benz Superdome	73,073
11/11/18	W	51-14	Paul Brown Stadium	52,492
10/16/22	L	26-30	Caesars Superdome	70,004

## CLEVELAND BROWNS (6-13-0)

10/1/67	L	7-42	Tulane Stadium	77,045
9/15/68	L	10-24	Tulane Stadium	74,215
11/10/68	L	17-35	Municipal Stadium	71,025
10/12/69	L	17-27	Tulane Stadium	71,274
12/12/71	L	17-21	Tulane Stadium	72,794
11/30/75	L	16-17	Municipal Stadium	44,753
10/8/78	L	16-24	Louisiana Superdome	50,158
10/18/81	L	17-20	Municipal Stadium	76,059
10/28/84	W	16-14	Municipal Stadium	52,489
9/13/87	W	28-21	Louisiana Superdome	59,900
10/14/90	W	25-20	Louisiana Superdome	68,608
12/5/93	L	13-17	Municipal Stadium	60,388
10/31/99	L	16-21	Louisiana Superdome	48,817
11/24/02	L	15-24	Louisiana Superdome	68,295
9/10/06	W	19-14	Cleveland Browns Stadium	72,915
10/24/10	L	17-30	Louisiana Superdome	70,077
9/14/14	L	24-26	FirstEnergy Stadium	67,407
9/16/18	W	21-18	Mercedes-Benz Superdome	73,086
12/24/22	W	17-10	FirstEnergy Stadium	67,431

# SERIES RECORDS



## DALLAS COWBOYS (13-18-0)

10/15/67	L	10-14	Cotton Bowl	64,128
11/12/67	L	10-27	Tulane Stadium	83,437
11/3/68	L	3-17	Tulane Stadium	84,728
9/28/69	L	17-21	Tulane Stadium	79,567
11/9/69	L	17-33	Cotton Bowl	68,282
10/17/71	W	24-14	Tulane Stadium	83,088
9/24/73	L	3-40	Texas Stadium	52,715
9/19/76	L	6-24	Louisiana Superdome	61,413
11/19/78	L	7-27	Texas Stadium	57,920
12/19/82	L	7-21	Texas Stadium	64,506
9/25/83	L	20-21	Texas Stadium	62,136
10/21/84	L	27-30	ot Texas Stadium	50,966
10/3/88	W	20-17	Louisiana Superdome	68,474
9/10/89	W	28-0	Louisiana Superdome	66,977
12/2/90	L	13-17	Texas Stadium	60,087
12/8/91	L	14-23	Texas Stadium	64,530
12/19/94	L	16-24	Louisiana Superdome	67,323
12/6/98	W	22-3	Louisiana Superdome	65,065
12/24/99	W	31-24	Louisiana Superdome	47,835
12/28/03	W	13-7	Louisiana Superdome	68,451
12/12/04	W	27-13	Texas Stadium	64,056
12/10/06	W	42-17	Texas Stadium	63,722
12/19/09	L	17-24	Louisiana Superdome	70,213
11/25/10	W	30-27	Cowboys Stadium	93,985
12/23/12	L	34-31	ot Cowboys Stadium	92,570
11/10/13	W	49-17	Mercedes-Benz Superdome	73,018
9/28/14	L	17-38	AT&T Stadium	91,176
10/4/15	W	26-20	ot Mercedes-Benz Superdome	73,009
11/29/18	L	10-13	AT&T Stadium	93,004
9/29/19	W	12-10	Mercedes-Benz Superdome	73,086
12/2/21	L	17-27	Caesars Superdome	69,170

## DENVER BRONCOS (3-9-0)

11/22/70	L	6-31	Tulane Stadium	66,837
10/13/74	L	17-33	Mile High Stadium	51,881
11/4/79	L	3-10	Mile High Stadium	74,482
9/15/85	L	23-34	Mile High Stadium	74,488
11/20/88	W	42-0	Louisiana Superdome	68,075
12/24/94	W	30-28	Mile High Stadium	64,445
12/3/00	L	23-38	Louisiana Superdome	64,900
11/21/04	L	13-34	Louisiana Superdome	64,900
9/21/08	L	32-34	INVESCO Field	75,713
10/28/12	L	14-34	Sports Auth. Fld. at Mile High	76,832
11/13/16	L	23-25	Mercedes-Benz Superdome	73,138
11/29/20	W	31-3	Empower Field at Mile High	

## DETROIT LIONS (13-12-1)

11/24/68	T	20-20	Tiger Stadium	46,152
11/8/70	W	19-17	Tulane Stadium	66,910
11/19/72	L	14-27	Tiger Stadium	53,752
10/14/73	W	20-13	Tulane Stadium	57,810
11/3/74	L	14-19	Tiger Stadium	43,256
11/14/76	W	17-16	Louisiana Superdome	42,048
9/25/77	L	19-23	Silverdome	51,458
10/21/79	W	17-7	Louisiana Superdome	57,428
10/12/80	L	13-24	Silverdome	78,147
9/18/88	W	22-14	Silverdome	32,943
12/3/89	L	14-21	Silverdome	38,550
10/28/90	L	10-27	Louisiana Superdome	64,368
10/4/92	W	13-7	Silverdome	66,971
9/19/93	W	14-3	Louisiana Superdome	69,039
9/21/97	W	35-17	Louisiana Superdome	50,016
9/3/00	L	10-14	Louisiana Superdome	64,900
9/29/02	L	21-26	Ford Field	60,023
12/24/05	L	12-13	Alamodome	63,747
12/21/08	W	42-7	Ford Field	49,309
9/13/09	W	45-27	Louisiana Superdome	69,719
12/4/11	W	31-17	Mercedes-Benz Superdome	73,042
10/19/14	L	23-24	Ford Field	63,271
12/21/15	L	27-35	Mercedes-Benz Superdome	73,017
12/4/16	L	13-28	Mercedes-Benz Superdome	73,137

10/15/17	W	52-38	Mercedes-Benz Superdome	71,117
10/4/20	W	35-29	Ford Field	

## GREEN BAY PACKERS (10-17-0)

11/17/68	L	7-29	Milwaukee County Std.	49,644
11/28/71	W	29-21	Milwaukee County Std.	48,035
12/17/72	L	20-30	Tulane Stadium	65,881
12/2/73	L	10-30	Milwaukee County Std.	46,092
10/12/75	W	20-19	Louisiana Superdome	51,371
11/7/76	L	27-32	Milwaukee County Std.	52,936
9/18/77	L	20-24	Louisiana Superdome	56,250
9/10/78	L	17-28	Milwaukee County Std.	54,336
9/9/79	L	19-28	Milwaukee County Std.	53,184
12/13/81	L	7-35	Louisiana Superdome	45,518
11/4/84	L	13-23	Louisiana Superdome	57,426
11/17/85	L	14-38	Milwaukee County Std.	52,104
9/14/86	W	24-10	Louisiana Superdome	46,383
12/27/87	W	33-24	Louisiana Superdome	68,364
9/17/89	L	34-35	Lambeau Field	55,809
11/14/93	L	17-19	Louisiana Superdome	69,043
12/16/95	L	23-34	Louisiana Superdome	50,132
9/15/02	W	35-20	Louisiana Superdome	67,958
10/9/05	L	3-52	Lambeau Field	70,580
9/17/06	W	34-27	Lambeau Field	72,915
11/24/08	W	51-29	Louisiana Superdome	70,668
9/8/11	L	34-42	Lambeau Field	70,555
9/30/12	L	27-28	Lambeau Field	70,571
10/26/14	W	44-23	Mercedes-Benz Superdome	73,146
11/12/17	W	26-17	Lambeau Field	78,380
9/27/20	L	30-37	Mercedes-Benz Superdome	748
9/12/21	W	38-3	TIAA Bank Field	35,242

## HOUSTON TEXANS (3-2-0)

9/14/03	W	31-10	Louisiana Superdome	68,390
11/18/07	L	10-23	Reliant Stadium	70,780
9/25/11	W	40-33	Louisiana Superdome	73,002
11/29/15	L	6-24	NRG Stadium	71,778
9/9/19	W	30-28	Mercedes-Benz Superdome	73,039

## INDIANAPOLIS COLTS (8-5-0)

12/10/67	L	10-30	Memorial Stadium	60,238
10/19/69	L	10-30	Tulane Stadium	80,636
9/30/73	L	10-14	Memorial Stadium	52,293
10/12/86	W	17-14	Hoosier Dome	53,512
12/24/89	W	41-6	Louisiana Superdome	49,009
11/12/95	W	17-14	Louisiana Superdome	44,122
9/27/98	W	19-13	ot RCA Dome	48,480
11/18/01	W	34-20	Louisiana Superdome	70,020
9/28/03	L	21-55	Louisiana Superdome	70,020
9/6/07	L	10-41	RCA Dome	57,361
10/23/11	W	62-7	Mercedes-Benz Superdome	73,012
10/25/15	W	27-21	Lucas Oil Stadium	66,420
12/16/19	W	34-7	Mercedes-Benz Superdome	73,053

## JACKSONVILLE JAGUARS (5-2-0)

10/6/96	W	17-13	Louisiana Superdome	34,231
11/21/99	L	23-41	ALLTEL Stadium	69,772
12/21/03	L	19-20	ALLTEL Stadium	49,207
11/4/07	W	41-24	Louisiana Superdome	70,009
10/21/11	W	23-10	EverBank Field	62,471
12/27/15	W	38-27	Mercedes-Benz Superdome	73,064
10/13/19	W	13-6	TIAA Bank Field	63,341

## KANSAS CITY CHIEFS (5-7-0)

9/25/72	L	17-20	Tulane Stadium	70,793
9/26/76	W	27-17	Arrowhead Stadium	53,918
11/21/82	W	27-17	Louisiana Superdome	39,341
9/8/85	L	27-47	Louisiana Superdome	57,760
9/8/91	W	17-10	Arrowhead Stadium	74,816



# SERIES RECORDS



9/4/94	L	17-30	Louisiana Superdome	69,362
12/21/97	L	13-25	Arrowhead Stadium	66,772
11/14/04	W	27-20	Louisiana Superdome	64,900
11/16/08	W	30-20	Arrowhead Stadium	74,159
9/23/12	L	24-27 ot	Mercedes-Benz Superdome	72,226
10/23/16	L	21-27	Arrowhead Stadium	76,282
12/20/20	L	29-32	Mercedes-Benz Superdome	3,000

## LAS VEGAS RAIDERS (7-7-1)

11/7/71	T	21-21	Tulane Stadium	83,102
11/9/75	L	10-48	Oakland Coliseum	51,267
12/3/79	L	35-42	Louisiana Superdome	65,541
10/13/85	L	13-23	L.A. Memorial Col.	48,152
10/23/88	W	20-6	Louisiana Superdome	66,249
12/16/91	W	27-0	Louisiana Superdome	68,625
11/20/94	L	19-24	L.A. Memorial Col.	41,722
11/9/97	W	13-10	Oakland Coliseum	40,091
11/19/00	L	22-31	Louisiana Superdome	64,900
10/24/04	W	31-26	Network Assoc. Col.	45,337
10/12/08	W	34-3	Louisiana Superdome	70,068
11/18/12	W	38-17	O.co Coliseum	56,880
9/11/16	L	34-35	Mercedes-Benz Superdome	73,028
9/21/20	L	24-34	Alliant Stadium	
10/30/22	W	24-0	Caesars Superdome	70,009

## LOS ANGELES CHARGERS (6-7-0)

11/18/73	L	14-17	San Diego Stadium	34,848
10/9/77	L	0-14	Louisiana Superdome	53,942
12/9/79	L	0-35	Louisiana Superdome	61,059
10/9/88	W	23-17	Jack Murphy Stadium	42,693
11/17/91	L	21-24	Jack Murphy Stadium	48,420
10/16/94	L	22-36	Louisiana Superdome	50,565
9/7/97	L	6-20	Louisiana Superdome	65,760
9/10/00	W	28-27	Qualcomm Stadium	51,300
11/7/04	L	17-43	Qualcomm Stadium	59,662
10/26/08	W	37-32	Wembley Stadium	83,226
10/7/12	W	31-24	Mercedes-Benz Superdome	73,109
10/2/16	W	35-34	Qualcomm Stadium	60,641
10/12/20	W	30-27 ot	Mercedes-Benz Superdome	749

## LOS ANGELES RAMS (34-42-0)

9/17/67	L	13-27	Tulane Stadium	80,879
10/5/69	L	17-36	L.A. Memorial Col.	54,789
11/1/70	L	17-30	Tulane Stadium	77,861
12/6/70	L	16-34	L.A. Memorial Col.	66,410
9/19/71	W	24-20	Tulane Stadium	70,915
12/5/71	L	28-45	L.A. Memorial Col.	73,610
9/17/72	L	14-34	L.A. Memorial Col.	66,303
11/26/72	W	19-16	Tulane Stadium	64,325
11/11/73	L	7-29	L.A. Memorial Col.	70,358
11/25/73	L	13-24	Tulane Stadium	67,192
9/22/74	L	0-24	L.A. Memorial Col.	64,178
11/17/74	W	20-7	Tulane Stadium	57,287
10/26/75	L	14-38	L.A. Memorial Col.	54,723
12/7/75	L	7-14	Louisiana Superdome	39,958
10/24/76	L	10-16	Louisiana Superdome	51,984
11/28/76	L	14-33	L.A. Memorial Col.	54,906
10/16/77	L	7-14	L.A. Memorial Col.	46,045
10/30/77	W	27-26	Louisiana Superdome	59,023
10/1/78	L	20-26	Louisiana Superdome	61,659
10/22/78	W	10-3	L.A. Memorial Col.	47,574
10/7/79	L	17-35	Louisiana Superdome	68,986
12/16/79	W	29-14	L.A. Memorial Col.	53,879
11/2/80	L	31-45	Anaheim Stadium	59,909
11/24/80	L	7-27	Louisiana Superdome	53,448
9/13/81	W	23-17	Louisiana Superdome	62,063
11/8/81	W	21-13	Anaheim Stadium	61,068
9/11/83	L	27-30	Anaheim Stadium	45,572
12/18/83	L	24-26	Louisiana Superdome	70,148
10/14/84	L	10-28	Louisiana Superdome	63,161
12/2/84	L	21-34	Anaheim Stadium	49,348
11/3/85	L	10-28	Anaheim Stadium	49,030

12/1/85	W	29-3	Louisiana Superdome	44,122
11/9/86	W	6-0	Louisiana Superdome	62,352
11/23/86	L	13-26	Anaheim Stadium	58,600
10/4/87	W	37-10	Louisiana Superdome	29,745
11/8/87	W	31-14	Anaheim Stadium	43,379
10/30/88	L	10-12	Louisiana Superdome	68,238
11/13/88	W	14-10	Anaheim Stadium	63,305
10/22/89	W	40-21	Anaheim Stadium	57,567
11/26/89	L	17-20 ot	Louisiana Superdome	64,274
12/9/90	W	24-20	Anaheim Stadium	56,864
12/31/90	W	20-17	Louisiana Superdome	68,647
9/5/91	W	24-7	Louisiana Superdome	68,583
11/3/91	W	24-17	Anaheim Stadium	58,713
10/11/92	W	13-10	Louisiana Superdome	68,591
12/13/92	W	37-14	Anaheim Stadium	47,355
10/3/93	W	37-6	Anaheim Stadium	50,709
12/12/93	L	20-23	Louisiana Superdome	69,033
12/23/94	W	37-34	Louisiana Superdome	47,908
12/4/94	W	31-15	Anaheim Stadium	34,960
9/10/95	L	13-17	Busch Stadium	59,335
11/5/95	W	19-10	Louisiana Superdome	43,120
12/1/96	L	10-26	Louisiana Superdome	26,310
12/21/96	L	13-14	Trans World Dome	57,681
8/31/97	L	24-38	Trans World Dome	64,575
12/7/97	L	27-34	Louisiana Superdome	54,803
9/6/98	W	24-17	Trans World Dome	56,943
11/15/98	W	24-3	Louisiana Superdome	46,430
11/28/99	L	12-43	Trans World Dome	65,864
12/12/99	L	14-30	Louisiana Superdome	46,838
11/26/00	W	31-24	Trans World Dome	66,064
12/24/00	L	21-26	Louisiana Superdome	64,900
10/28/01	W	34-31	Dome at America's Cen.	66,189
12/17/01	L	21-34	Louisiana Superdome	70,332
9/26/04	W	28-25 ot	Edward Jones Dome	65,856
10/23/05	L	17-28	Edward Jones Dome	64,586
11/11/07	L	29-37	Louisiana Superdome	70,003
11/15/09	W	28-23	Edward Jones Dome	59,858
12/12/10	W	31-13	Louisiana Superdome	70,015
10/30/11	L	21-31	Edward Jones Dome	57,179
12/15/13	L	16-27	Edward Jones Dome	58,442
11/27/16	W	49-21	Mercedes-Benz Superdome	73,067
11/28/17	L	20-26	L.A. Memorial Col.	62,006
11/4/18	W	45-35	Mercedes-Benz Superdome	73,086
9/15/19	L	9-27	L.A. Memorial Col.	71,460
11/20/22	W	27-20	Caesars Superdome	70,025

## MIAMI DOLPHINS (6-7-0)

11/15/70	L	10-21	Orange Bowl	42,866
11/10/74	L	0-21	Tulane Stadium	74,289
9/28/80	L	16-21	Orange Bowl	40,946
10/2/83	W	17-7	Louisiana Superdome	66,489
12/7/86	L	27-31	Louisiana Superdome	64,761
11/29/92	W	24-13	Louisiana Superdome	68,591
10/15/95	W	33-30	Louisiana Superdome	55,628
11/29/98	L	10-30	Pro Player Stadium	73,216
10/30/05	L	6-21	Tiger Stadium	61,643
10/25/09	W	46-34	LandShark Stadium	66,689
9/30/13	W	38-17	Mercedes-Benz Superdome	73,118
10/1/17	W	20-0	Wembley Stadium	84,423
12/27/21	L	3-20	Caesars Superdome	69,170

## MINNESOTA VIKINGS (12-20-0)

10/13/68	W	20-17	Tulane Stadium	71,105
9/27/70	L	0-26	Metropolitan Stadium	47,900
11/21/71	L	10-23	Tulane Stadium	83,130
11/5/72	L	6-37	Metropolitan Stadium	49,784
12/1/74	L	9-29	Metropolitan Stadium	44,202
11/16/75	L	7-20	Louisiana Superdome	52,765
9/12/76	L	9-40	Louisiana Superdome	58,156
9/3/78	W	31-24	Louisiana Superdome	54,187
11/30/80	L	20-23	Louisiana Superdome	30,936
11/15/81	L	10-20	Metropolitan Stadium	45,215
11/27/83	W	17-16	Louisiana Superdome	59,502
11/24/85	W	30-23	Metrodome	54,117

# SERIES RECORDS

12/21/86	L	17-33	Metrodome	51,209
12/4/88	L	3-45	Metrodome	61,215
9/16/90	L	3-32	Metrodome	56,272
9/22/91	W	26-0	Louisiana Superdome	68,591
11/28/93	W	17-14	Metrodome	53,030
11/6/94	L	20-21	Metrodome	57,564
11/19/95	L	24-43	Metrodome	58,108
11/8/98	L	24-31	Metrodome	63,779
10/7/01	W	28-15	Louisiana Superdome	70,020
12/15/02	L	31-32	Louisiana Superdome	67,851
10/17/04	L	31-38	Louisiana Superdome	64,900
9/25/05	L	16-33	Metrodome	63,952
10/6/08	L	27-30	Louisiana Superdome	70,015
9/9/10	W	14-9	Louisiana Superdome	70,051
12/18/11	W	42-20	Mall of America Field	62,623
9/21/14	W	20-9	Mercedes-Benz Superdome	73,005
9/11/17	L	19-29	U.S. Bank Stadium	66,606
10/28/18	W	30-20	U.S. Bank Stadium	66,801
12/25/20	W	52-33	Mercedes-Benz Superdome	3,000
10/2/22	L	25-28	Tottenham Hotspur Stadium	60,639

## NEW ENGLAND PATRIOTS (5-10)

12/10/72	L	10-17	Tulane Stadium	64,889
12/5/76	L	6-27	Schaefer Stadium	53,592
12/21/80	L	27-38	Louisiana Superdome	38,277
12/4/83	L	0-7	Sullivan Stadium	24,579
11/30/86	L	20-21	Louisiana Superdome	58,259
11/12/89	W	28-24	Sullivan Stadium	47,680
11/8/92	W	31-14	Foxboro Stadium	45,413
12/3/95	W	31-17	Foxboro Stadium	59,876
10/4/98	L	27-30	Louisiana Superdome	56,172
11/25/01	L	17-34	Foxboro Stadium	60,292
11/20/05	L	17-24	Gillette Stadium	68,756
11/30/09	W	38-17	Louisiana Superdome	70,768
10/13/13	L	27-30	Gillette Stadium	68,756
9/17/17	L	20-36	Mercedes-Benz Superdome	73,168
9/26/21	W	28-13	Gillette Stadium	65,878

## NEW YORK GIANTS (14-17-0)

10/8/67	L	21-27	Yankee Stadium	62,670
10/6/68	L	21-38	Yankee Stadium	60,967
11/16/69	W	25-24	Yankee Stadium	62,927
10/4/70	W	14-10	Tulane Stadium	69,126
10/8/72	L	21-45	Yankee Stadium	62,507
12/14/75	L	14-28	Shea Stadium	40,150
10/29/78	W	28-17	Louisiana Superdome	58,807
9/30/79	W	24-14	Louisiana Superdome	51,543
9/20/81	L	7-20	Giants Stadium	69,814
12/15/84	W	10-3	Giants Stadium	63,739
10/27/85	L	13-21	Louisiana Superdome	54,082
9/28/86	L	17-20	Giants Stadium	72,769
11/22/87	W	23-14	Louisiana Superdome	67,639
11/27/88	L	12-13	Louisiana Superdome	66,526
12/20/93	L	14-24	Louisiana Superdome	69,036
10/2/94	W	27-22	Louisiana Superdome	55,076
9/24/95	L	29-45	Giants Stadium	72,619
12/15/96	W	17-3	Giants Stadium	52,530
9/28/97	L	9-14	Giants Stadium	68,891
10/24/99	L	3-31	Giants Stadium	77,982
9/30/01	L	13-21	Giants Stadium	78,451
12/14/03	W	45-7	Louisiana Superdome	68,399
9/19/05	L	10-27	Giants Stadium	68,031
12/24/06	W	30-7	Giants Stadium	78,539
10/18/09	W	48-27	Louisiana Superdome	70,011
11/28/11	W	49-24	Mercedes-Benz Superdome	73,068
12/9/12	L	27-52	MetLife Stadium	81,437
11/1/15	W	52-49	Mercedes-Benz Superdome	73,019
9/18/16	L	13-16	MetLife Stadium	77,727
9/30/18	W	33-18	MetLife Stadium	78,213
10/3/21	L	21-27	Caesars Superdome	69,170

## NEW YORK JETS (8-6-0)

12/3/72	L	17-18	Shea Stadium	62,496
12/4/77	L	13-16	Louisiana Superdome	40,464

12/14/80	W	21-20	Shea Stadium	38,077
11/21/83	L	28-31	Louisiana Superdome	68,606
10/26/86	L	23-28	Giants Stadium	44,246
10/15/89	W	29-14	Louisiana Superdome	59,521
12/26/92	W	20-0	Giants Stadium	45,614
12/24/95	W	12-0	Giants Stadium	28,885
11/4/01	L	9-16	Louisiana Superdome	70,020
11/27/05	W	21-19	Giants Stadium	77,152
10/4/09	W	24-10	Louisiana Superdome	70,009
11/3/13	L	20-26	MetLife Stadium	76,957
12/17/17	W	31-19	Mercedes-Benz Superdome	73,018
12/12/21	W	30-9	MetLife Stadium	69,129

## PHILADELPHIA EAGLES (13-18-0)

11/5/67	W	31-24	Tulane Stadium	59,596
11/19/67	L	21-48	Franklin Field	60,751
12/8/68	L	17-29	Franklin Field	57,128
10/26/69	L	10-13	Franklin Field	60,568
11/30/69	W	26-17	Tulane Stadium	72,805
10/29/72	W	21-3	Tulane Stadium	65,664
10/27/74	W	14-10	Tulane Stadium	64,257
11/6/77	L	7-28	Veterans Stadium	53,482
9/17/78	L	17-24	Louisiana Superdome	49,242
9/16/79	L	14-26	Louisiana Superdome	54,212
11/9/80	L	21-34	Louisiana Superdome	44,340
10/11/81	L	14-31	Louisiana Superdome	52,728
12/11/83	W	20-17	Veterans Stadium	45,182
10/6/85	W	23-21	Louisiana Superdome	56,364
9/20/87	L	17-27	Veterans Stadium	57,485
12/18/89	W	30-20	Louisiana Superdome	59,218
10/13/91	W	13-6	Veterans Stadium	64,224
9/6/92	L	13-15	Veterans Stadium	63,513
12/26/93	L	26-37	Veterans Stadium	50,085
10/19/95	L	10-15	Louisiana Superdome	43,938
9/24/00	L	7-21	Louisiana Superdome	64,900
11/23/03	L	20-33	Lincoln Financial Field	67,802
10/15/06	W	27-24	Louisiana Superdome	68,269
12/23/07	L	23-28	Louisiana Superdome	70,011
9/20/09	W	48-22	Lincoln Financial Field	69,144
11/5/12	W	28-13	Mercedes-Benz Superdome	73,099
10/11/15	L	17-39	Lincoln Financial Field	69,296
11/18/18	W	48-7	Mercedes-Benz Superdome	73,042
12/13/20	L	21-24	Lincoln Financial Field	
11/21/21	L	29-40	Lincoln Financial Field	69,796
1/1/23	W	20-10	Lincoln Financial Field	69,796

## PITTSBURGH STEELERS (9-8-0)

10/29/67	L	10-14	Tulane Stadium	68,911
10/20/68	W	16-12	Pitt Stadium	32,303
12/15/68	W	24-14	Tulane Stadium	66,131
12/21/69	W	27-24	Tulane Stadium	72,256
11/25/74	L	7-28	Tulane Stadium	71,907
11/5/78	L	14-20	Three Rivers Stadium	48,526
10/4/81	L	6-20	Louisiana Superdome	64,578
11/19/84	W	27-24	Louisiana Superdome	66,005
11/29/87	W	20-16	Three Rivers Stadium	47,896
12/16/90	L	6-9	Louisiana Superdome	68,582
10/17/93	L	14-37	Three Rivers Stadium	56,056
10/6/02	W	32-29	Louisiana Superdome	67,734
11/12/06	L	31-38	Heinz Field	61,911
10/31/10	W	20-10	Louisiana Superdome	70,011
11/30/14	W	35-32	Heinz Field	61,196
12/23/18	W	31-28	Mercedes-Benz Superdome	73,086
11/13/22	L	10-20	Acrisure Stadium	66,544

## SAN FRANCISCO 49ERS (27-49-2)

10/22/67	L	13-27	Kezar Stadium	34,285
11/23/69	W	43-38	Tulane Stadium	71,448
10/18/70	T	20-20	Kezar Stadium	39,446
12/13/70	L	27-38	Tulane Stadium	61,940
9/26/71	L	20-38	Tulane Stadium	81,595
11/14/71	W	26-20	Candlestick Park	45,138
10/1/72	L	2-37	Tulane Stadium	69,840



HISTORY

# SERIES RECORDS



10/22/72	T	20-20	Candlestick Park	59,167	11/18/79	L	24-38	Kingdome	60,055	
10/21/73	L	0-40	Candlestick Park	52,881	11/10/85	L	3-27	Louisiana Superdome	47,365	
12/9/73	W	16-10	Tulane Stadium	62,490	10/16/88	W	20-19	Kingdome	63,569	
9/15/74	L	13-17	Tulane Stadium	65,071	9/1/91	W	27-24	Louisiana Superdome	68,492	
12/15/74	L	21-35	Candlestick Park	40,418	11/16/97	W	20-17	Louisiana Superdome	50,493	
10/19/75	L	21-35	Candlestick Park	39,990	9/17/00	L	10-20	Husky Stadium	59,513	
11/23/75	L	6-16	Louisiana Superdome	40,328	9/7/03	L	10/27	Seahawks Stadium	52,250	
10/17/76	L	3-33	Candlestick Park	43,160	9/12/04	L	7-21	Louisiana Superdome	64,900	
12/12/76	L	7-27	Louisiana Superdome	42,536	10/14/07	W	28-17	Qwest Field	68,296	
11/13/77	L	7-10	Louisiana Superdome	41,564	11/21/10	W	34-19	Louisiana Superdome	70,015	
11/27/77	L	17-20	Candlestick Park	33,702	12/2/13	L	7-34	CenturyLink Field	68,387	
10/15/78	W	14-7	Candlestick Park	37,671	10/30/16	W	25-20	Mercedes-Benz Superdome	73,188	
12/3/78	W	24-13	Louisiana Superdome	50,068	9/22/19	W	33-27	CenturyLink Field	69,005	
9/23/79	W	30-21	Candlestick Park	39,727	10/25/21	W	13-10	CenturyLink Field	68,563	
11/11/79	W	31-20	Louisiana Superdome	65,551	10/9/22	W	39-32	Caesars Superdome	70,003	
9/7/80	L	23-26	Louisiana Superdome	58,621						
12/7/80	L	35-38	Candlestick Park	37,949						
9/27/81	L	14-21	Candlestick Park	44,433	12/11/77	L	14-33	Louisiana Superdome	40,124	
12/20/81	L	17-21	Louisiana Superdome	43,639	12/17/78	W	17-10	Tampa Stadium	51,207	
11/28/82	W	23-20	Candlestick Park	51,611	10/14/79	W	42-14	Tampa Stadium	67,640	
10/16/83	L	13-32	Louisiana Superdome	68,154	11/29/81	L	14-31	Louisiana Superdome	62,209	
11/13/83	L	0-27	Candlestick Park	40,022	12/5/82	L	10-13	Louisiana Superdome	61,709	
9/16/84	L	20-30	Candlestick Park	57,611	10/23/83	W	24-21	Tampa Stadium	48,242	
11/25/84	L	3-35	Louisiana Superdome	65,117	9/9/84	W	17-13	Louisiana Superdome	54,686	
9/29/85	W	20-17	Candlestick Park	58,053	9/22/85	W	20-13	Louisiana Superdome	45,320	
12/15/85	L	19-31	Louisiana Superdome	46,065	10/19/86	W	38-7	Louisiana Superdome	43,355	
9/21/86	L	17-26	Candlestick Park	58,297	12/6/87	W	44-34	Louisiana Superdome	66,471	
11/2/86	W	23-10	Louisiana Superdome	53,234	9/25/88	W	13-9	Louisiana Superdome	66,671	
10/25/87	L	22-24	Louisiana Superdome	60,497	9/24/89	L	10-20	Tampa Stadium	44,053	
11/15/87	W	26-24	Candlestick Park	60,436	11/11/90	W	35-7	Louisiana Superdome	67,865	
9/4/88	L	33-34	Louisiana Superdome	66,357	10/20/91	W	23-7	Louisiana Superdome	68,591	
12/11/88	L	17-30	Candlestick Park	62,977	11/1/92	W	23-21	Louisiana Superdome	68,591	
10/8/89	L	20-24	Louisiana Superdome	60,488	9/18/94	W	9-7	Tampa Stadium	45,522	
11/6/89	L	13-31	Candlestick Park	60,667	11/24/96	L	7-13	Houlihan's Stadium	40,203	
9/10/90	L	12-13	Louisiana Superdome	68,629	10/25/98	W	9-3	Louisiana Superdome	52,695	
12/23/90	W	13-10	Candlestick Park	60,112	11/7/99	L	16-31	Louisiana Superdome	47,129	
11/10/91	W	10-3	Louisiana Superdome	68,591	12/23/01	L	21-48	Raymond James Stadium	65,526	
12/1/91	L	24-38	Candlestick Park	62,092	9/8/02	W	26-20	ot	Raymond James Stadium	65,554
9/27/92	L	10-16	Louisiana Superdome	68,591	12/1/02	W	23-20	Louisiana Superdome	68,226	
11/15/92	L	20-21	Candlestick Park	64,895	11/2/03	W	17-14	Raymond James Stadium	65,524	
9/26/93	W	16-13	Louisiana Superdome	69,041	12/7/03	L	7-14	Louisiana Superdome	68,442	
11/22/93	L	7-42	Candlestick Park	66,500	10/10/04	L	17-20	Louisiana Superdome	64,900	
9/25/94	L	13-24	Candlestick Park	63,971	12/19/04	W	21-17	Raymond James Stadium	65,075	
11/28/94	L	14-35	Louisiana Superdome	61,304	12/4/05	L	3-10	Tiger Stadium	34,411	
9/3/95	L	22-24	Louisiana Superdome	66,627	1/1/06	L	13-27	Raymond James Stadium	65,379	
10/29/95	W	11-7	3Com Park	65,272	10/8/06	W	24-21	Louisiana Superdome	68,183	
9/1/96	L	11-27	3Com Park	63,970	11/5/06	W	31-14	Raymond James Stadium	65,561	
11/3/96	L	17-24	Louisiana Superdome	53,297	9/16/07	L	14-31	Raymond James Stadium	65,178	
9/14/97	L	7-33	3Com Park	61,838	12/2/07	L	23-27	Louisiana Superdome	70,009	
10/26/97	L	0-23	Louisiana Superdome	60,443	9/7/08	W	24-20	Louisiana Superdome	69,881	
10/11/98	L	0-31	Louisiana Superdome	62,811	11/30/08	L	20-23	Raymond James Stadium	64,430	
11/22/98	L	20-31	3Com Park	68,429	11/22/09	W	38-7	Raymond James Stadium	62,720	
9/19/99	L	21-28	3Com Park	67,685	12/27/09	L	17-20	ot	Louisiana Superdome	70,021
11/14/99	W	24-6	Louisiana Superdome	52,198	10/17/10	W	31-6	Raymond James Stadium	51,759	
11/5/00	W	31-15	Louisiana Superdome	64,900	1/2/11	L	13-23	Louisiana Superdome	70,068	
12/10/00	W	31-27	3Com Park	67,892	10/16/11	L	20-26	Raymond James Stadium	56,590	
11/11/01	L	27-28	3Com Park	68,083	11/6/11	W	27-16	Mercedes-Benz Superdome	73,043	
1/6/02	L	0-38	Louisiana Superdome	70,020	10/21/12	W	35-28	Raymond James Stadium	58,906	
10/20/02	W	35-27	Louisiana Superdome	67,903	12/16/12	W	41-0	Mercedes-Benz Superdome	73,096	
9/19/04	W	30-27	Louisiana Superdome	64,900	9/15/13	W	16-13	Raymond James Stadium	60,870	
12/03/06	W	34-10	Louisiana Superdome	68,241	12/29/13	W	42-17	Mercedes-Benz Superdome	73,150	
10/28/07	W	31-10	Monster Park	68,244	10/5/14	W	37-31	ot	Mercedes-Benz Superdome	73,004
9/28/08	W	31-17	Louisiana Superdome	70,008	12/28/14	W	23-20	Raymond James Stadium	59,952	
9/20/10	W	25-22	Candlestick Park	69,732	9/20/15	L	19-26	Mercedes-Benz Superdome	73,006	
11/25/12	L	21-31	Mercedes-Benz Superdome	73,147	12/13/15	W	24-17	Raymond James Stadium	62,138	
11/17/13	W	23-20	Mercedes-Benz Superdome	73,025	12/11/16	L	11-16	Raymond James Stadium	62,140	
11/9/14	L	24-27	ot	Mercedes-Benz Superdome	73,129	12/24/16	W	31-24	Mercedes-Benz Superdome	73,177
11/6/16	W	41-23	Levi's Stadium	70,178	11/5/17	W	30-10	Mercedes-Benz Superdome	73,121	
12/8/19	L	46-48	Mercedes-Benz Superdome	73,038	12/31/17	L	24-31	Raymond James Stadium	55,736	
11/15/20	W	27-13	Mercedes-Benz Superdome	5,979	9/9/18	L	40-48	Mercedes-Benz Superdome	73,038	
11/27/22	L	0-13	Levi's Stadium	71,275	12/9/18	W	28-14	Raymond James Stadium	53,495	
					10/6/19	W	31-24	Mercedes-Benz Superdome	73,029	
					11/17/19	W	34-17	Raymond James Stadium	54,333	
					9/13/20	W	34-23	Mercedes-Benz Superdome		
					11/8/20	W	38-3	Raymond James Stadium	15,740	
					10/31/21	W	36-27	Caesars Superdome	69,170	

## SEATTLE SEAHAWKS (10-6-0)

11/21/76	W	51-27	Kingdome	61,865
----------	---	-------	----------	--------

# SERIES RECORDS

12/19/21	W	9-0	Raymond James Stadium	65,744
9/18/22	L	10-20	Caesars Superdome	70,040
12/5/22	L	16-17	Raymond James Stadium	68,709

## TENNESSEE TITANS (6-9-1)

10/3/71	T	13-13	Astrodome	47,966
10/3/76	L	26-31	Louisiana Superdome	51,973
12/10/78	L	12-17	Louisiana Superdome	63,169
11/22/81	W	27-24	Astrodome	49,581
9/30/84	W	27-10	Astrodome	43,108
12/13/87	W	24-10	Louisiana Superdome	68,257
10/21/90	L	10-23	Astrodome	57,908
9/5/93	W	33-21	Louisiana Superdome	69,029
11/10/96	L	14-31	Louisiana Superdome	34,121
10/17/99	L	21-24	Louisiana Superdome	51,875
9/21/03	L	12-27	The Coliseum	68,809
9/24/07	L	14-31	Louisiana Superdome	70,002
12/11/11	W	22-17	LP Field	69,143
11/8/15	L	28-34 ot	Mercedes-Benz Superdome	73,075
12/22/19	W	38-28	Nissan Stadium	66,756
11/14/21	L	21-23	Nissan Stadium	69,414

## WASHINGTON COMMANDERS (11-17-0)

9/24/67	L	10-30	Tulane Stadium	74,937
12/17/67	W	30-14	D.C. Stadium	50,486
9/22/68	W	37-17	Tulane Stadium	65,941
9/21/69	L	20-26	Tulane Stadium	73,147
12/14/69	L	14-17	R.F.K. Stadium	50,354
10/31/71	L	14-24	R.F.K. Stadium	53,041
10/28/73	W	19-3	Tulane Stadium	66,315
9/21/75	L	3-41	R.F.K. Stadium	54,414
10/28/79	W	14-10	R.F.K. Stadium	52,133
10/26/80	L	14-22	R.F.K. Stadium	51,375
12/26/82	L	10-27	Louisiana Superdome	48,667
10/5/86	L	6-14	Louisiana Superdome	57,378
11/6/88	L	24-27	R.F.K. Stadium	54,183
10/1/89	L	14-16	Louisiana Superdome	64,358
11/18/90	L	17-31	R.F.K. Stadium	52,573
11/23/92	W	20-3	Louisiana Superdome	68,591
9/11/94	L	24-38	Louisiana Superdome	58,049
12/30/01	L	10-40	Louisiana Superdome	70,020
10/13/02	W	43-27	FedExField	80,768
11/30/03	W	24-20	FedExField	76,821
12/17/06	L	10-16	Louisiana Superdome	69,052
9/14/08	L	24-29	FedExField	88,246
12/6/09	W	33-30 ot	FedExField	84,520
9/9/12	L	32-40	Mercedes-Benz Superdome	72,180
11/15/15	L	14-47	FedExField	75,086
11/19/17	W	34-31 ot	Mercedes-Benz Superdome	73,138
10/8/18	W	43-19	Mercedes-Benz Superdome	73,028
10/10/21	W	33-22	FedExField	50,137

## POSTSEASON

Arizona Cardinals (1-0)				
1/16/10	W	45-14	Louisiana Superdome#	70,149

Atlanta Falcons (0-1)				
12/28/91	L	20-27	Louisiana Superdome*	68,794

Carolina Panthers (1-0)				
1/7/18	W	31-26	Mercedes-Benz Superdome*	73,186

Chicago Bears (1-2)				
1/6/91	L	6-16	Soldier Field*	60,767
1/21/07	L	14-39	Soldier Field%	61,817
1/10/21	W	21-9	Mercedes-Benz Superdome*	3,000

Detroit Lions (1-0)				
1/7/12	W	45-28	Mercedes-Benz Superdome*	73,038

Indianapolis Colts (1-0)				
2/7/10	W	31-17	Sun Life Stadium\$	74,059

Minnesota Vikings (1-4)				
1/3/87	L	10-44	Louisiana Superdome*	68,127
1/6/01	L	16-34	Metrodome#	63,881
1/24/10	W	31-28 ot	Louisiana Superdome%	71,276
1/14/18	L	24-29	U.S. Bank Stadium#	66,612
1/5/20	L	20-26 ot	Mercedes-Benz Superdome*	73,038

Philadelphia Eagles (3-1)				
1/3/93	L	20-36	Louisiana Superdome*	68,893
1/13/07	W	27-24	Louisiana Superdome#	70,001
1/4/14	W	26-24	Lincoln Financial Field*	69,144
1/13/19	W	20-14	Mercedes-Benz Superdome#	73,027

Los Angeles/St. Louis Rams (1-1)				
12/30/00	W	31-28	Louisiana Superdome*	64,900
1/20/18	L	23-26 ot	Mercedes-Benz Superdome%	73,028

San Francisco 49ers (0-1)				
1/14/12	L	32-36	Candlestick Park#	69,732

Seattle Seahawks (0-2)				
1/8/11	L	36-41	Qwest Field*	66,336
1/11/14	L	15-23	CenturyLink Field#	68,388

Tampa Bay Buccaneers (0-1)				
1/17/21	L	20-30	Mercedes-Benz Superdome#	3,750

\* - NFC Wild Card Playoff; # - NFC Divisional Playoff  
% - NFC Championship; \$ - Super Bowl





# ATTENDANCE FIGURES

## COMBINED

## HOME

## ROAD

Year	Total	Games	Avg.	Total	Games	Avg.	Total	Games	Avg.
1967	901,971	14	64,427	528,242	7	75,463	373,729	7	53,390
1968	882,121	14	63,009	519,426	7	74,203	362,695	7	51,814
1969	921,972	14	65,855	521,133	7	74,447	400,839	7	57,262
1970	843,342	14	60,238	483,234	7	69,033	360,108	7	51,444
1971	932,267	14	66,590	550,578	7	78,654	381,689	7	54,527
1972	880,545	14	62,896	467,686	7	66,812	412,859	7	58,980
1973	794,900	14	56,779	451,566	7	64,509	343,334	7	49,048
1974	788,156	14	56,296	452,236	7	64,605	335,920	7	47,988
1975	633,807	14	45,272	319,066	7	45,581	314,741	7	44,963
1976	714,135	14	51,010	359,631	7	51,376	354,504	7	50,643
1977	655,079	14	46,791	334,502	7	47,786	321,577	7	45,940
1978	850,823	16	53,176	457,613	8	57,202	393,210	8	49,151
1979	939,175	16	58,698	495,260	8	61,907	443,915	8	55,489
1980	807,652	16	50,478	384,855	8	48,109	422,797	8	52,850
1981	891,207	16	55,700	440,708	8	55,089	450,499	8	55,700
1982	467,978	9	51,988	255,726	5	51,145	212,252	4	53,063
1983	891,883	16	55,743	525,083	8	65,635	366,800	8	45,850
1984	884,588	16	55,287	472,625	8	59,078	411,963	8	51,495
1985	799,050	16	49,963	388,795	8	49,941	410,255	8	51,282
1986	864,368	16	54,023	453,672	8	56,709	410,696	8	51,337
1987	774,297	15	51,620	420,873	7	60,125	353,424	8	44,178
1988	960,942	16	60,059	531,156	8	66,395	429,786	8	53,723
1989	916,534	16	57,283	488,998	8	61,124	427,536	8	53,442
1990	997,722	16	62,358	536,438	8	67,055	461,284	8	57,661
1991	1,008,934	16	63,058	548,655	8	68,582	460,279	8	57,535
1992	977,552	16	61,097	548,728	8	68,591	428,824	8	53,603
1993	979,133	16	61,196	541,300	8	67,663	437,833	8	54,730
1994	903,213	16	56,451	469,900	8	58,738	433,313	8	54,164
1995	854,771	16	53,423	400,589	8	50,074	454,182	8	56,772
1996	736,864	16	46,054	301,998	8	37,750	434,866	8	54,358
1997	911,223	16	56,951	443,614	8	55,452	467,609	8	58,451
1998	922,225	16	57,639	436,473	8	54,559	485,752	8	60,719
1999	945,488	16	59,093	410,147	8	51,268	535,341	8	66,918
2000	980,533	16	61,283	504,315	8	63,039	476,218	8	59,527
2001	1,111,335	16	69,458	560,472	8	70,059	550,863	8	68,858
2002	1,068,183	16	66,761	542,796	8	67,849	525,387	8	65,673
2003	1,072,640	16	67,040	548,894	8	68,612	523,746	8	65,468
2004	985,096	16	61,568	513,178	8	64,147	471,918	8	58,989
2005	970,678	16	60,667	417,270	8	52,159	553,408	8	69,176
2006	1,108,045	16	69,253	550,470	8	68,809	557,575	8	69,697
2007	1,093,544	16	68,347	560,036	8	70,005	533,508	8	66,689
2008	1,125,938	16	70,371	573,876	8	71,735	552,062	8	69,008
2009	1,116,009	16	69,751	560,840	8	70,105	555,169	8	69,396
2010	1,113,131	16	69,751	560,304	8	70,038	552,827	8	69,103
2011	1,106,095	16	69,130	584,336	8	73,042	521,759	8	65,219
2012	1,163,696	16	72,731	583,107	8	72,888	580,589	8	72,574
2013	1,123,230	16	70,701	583,210	8	72,901	540,220	8	67,503
2014	1,133,987	16	70,874	584,900	8	73,112	549,087	8	68,636
2015	1,135,027	16	70,939	584,305	8	73,038	550,722	8	68,840
2016	1,141,039	16	71,315	584,876	8	73,110	556,163	8	69,520
2017	1,146,046	16	71,628	585,113	8	73,139	560,933	8	70,116
2018	1,147,430	16	71,714	584,411	8	73,051	563,019	8	70,377
2019	1,044,004	16	65,250	584,660	8	73,082	532,397	8	66,550
2020	48,429	16	3,027	22,476	8	2,810	25,953	8	3,244
2021	1,223,021	17	71,942	519,432	8	64,929	597,672	9	66,408
2022	1,169,139	17	68,773	620,899	9	68,989	547,619	8	68,452
<b>Totals</b>	<b>52,561,702</b>	<b>868</b>	<b>60,353</b>	<b>27,232,196</b>	<b>434</b>	<b>62,773</b>	<b>25,273,535</b>	<b>434</b>	<b>58,234</b>

# ATTENDANCE FIGURES

## LARGEST HOME CROWDS

Tulane Stadium (1967-74)		
Date	Att.	Opponent
11/3/68	84,728	Dallas
11/12/67	83,437	Dallas
11/26/67	83,437	Atlanta
11/21/71	83,130	Minnesota
11/7/71	83,102	Oakland
10/17/71	83,088	Dallas
9/26/71	81,595	San Francisco
9/17/67	80,879	Los Angeles Rams
10/19/69	80,636	Baltimore Colts
9/28/69	79,567	Dallas

### Caesars Superdome (1975-2004, 2006-present)

Date	Att.	Opponent
11/24/14	73,373	Baltimore Ravens-MN
11/10/19	73,283	Atlanta
10/29/17	73,192	Chicago
10/30/16	73,188	Seattle
12/24/17	73,188	Atlanta
12/24/16	73,177	Tampa Bay
12/3/17	73,171	Carolina
9/17/17	73,168	New England
12/21/14	73,164	Atlanta
12/29/13	73,150	Tampa Bay
11/25/12	73,147	San Francisco
10/26/14	73,146	Green Bay - SN

## LARGEST ROAD CROWDS

Date	Att.	Opponent	Stadium
11/25/10	93,985	Dallas	Cowboys Stadium
11/29/18	93,004	Dallas-TN	AT&T Stadium
12/23/12	92,570	Dallas	Cowboys Stadium
9/28/14	91,176	Dallas-SN	AT&T Stadium
9/14/08	88,246	Washington	FedExField
12/6/09	84,520	Washington	FedExField
10/11/17	84,423	Miami	Wembley Stadium
12/9/12	81,437	New York Giants	MetLife Stadium
10/13/02	80,768	Washington	FedExField
12/24/06	78,539	New York Giants	Giants Stadium

## LARGEST PLAYOFF CROWDS

Date	Att.	Opponent	Stadium
2/7/10	74,059	Indianapolis	Sun Life Stadium
1/7/18	73,186	Carolina	Mercedes-Benz Superdome
1/7/12	73,038	Detroit	Mercedes-Benz Superdome
1/5/20	73,038	Minnesota	Mercedes-Benz Superdome
1/20/19	73,028	L.A. Rams	Mercedes-Benz Superdome
1/13/19	73,027	Philadelphia	Mercedes-Benz Superdome
1/24/10	71,276	Minnesota	Superdome
1/16/10	70,149	Arizona	Superdome
1/13/07	70,001	Philadelphia	Superdome
1/14/12	69,732	San Francisco	Candlestick Park
1/4/14	69,144	Philadelphia	Lincoln Financial Field
1/3/93	68,893	Philadelphia	Superdome
12/28/91	68,794	Atlanta	Superdome
1/11/14	68,388	Seattle	CenturyLink Field
1/3/87	68,127	Minnesota	Superdome
1/14/18	66,612	Minnesota	U.S. Bank Stadium
1/8/11	66,336	Seattle	Qwest Field
12/30/00	64,900	St. Louis Rams	Superdome
1/3/87	63,881	Minnesota	Metrodome

MN - Monday Night Football game; SN - Sunday Night Football game; TN - Thursday Night Football game



# PRESEASON RESULTS

Home games in bold; \* - Hall of Fame Game

## 1967 (5-1)

8/2	L.A. Rams (Anaheim, Calif.)	L, 7-16	26,364
8/12	St. L. Cards (Shreveport, La.)	W, 23-14	25,500
8/19	Pittsburgh (Baton Rouge, La.)	W, 20-17	35,000
8/26	San Fran. (Portland, Ore.)	W, 24-10	23,348
9/2	Miami (Charleston, S.C.)	W, 20-17	11,214
9/9	Atlanta	W, 27-14	67,486

## 1968 (2-4)

8/1	L.A. Rams (Anaheim, Calif.)	L, 7-21	29,505
8/10	<b>Boston</b>	W, 19-0	57,152
8/18	at Houston Oilers	L, 23-24	42,734
8/24	<b>Cleveland</b>	W, 40-27	70,045
8/31	at Atlanta	L, 10-16	49,832
9/6	Minn. (Shreveport, La.)	L, 17-20	23,000

## 1969 (2-4)

8/9	at San Diego	L, 7-10	31,683
8/16	at Denver	W, 28-22	28,356
8/23	Pittsburgh (Baton Rouge, La.)	L, 24-34	40,000
8/30	<b>Atlanta</b>	W, 21-17	69,898
9/6	<b>Houston Oilers</b>	L, 14-30	79,937
9/12	at Detroit	L, 7-42	30,312

## 1970 (4-2)

8/8	Minnesota (Canton, Ohio)*	W, 14-13	17,932
8/15	at Houston Oilers	W, 19-10	46,223
8/22	<b>Detroit</b>	L, 17-31	76,778
8/29	Boston (Jackson, Miss.)	W, 26-20	32,000
9/5	<b>New York Jets</b>	L, 14-27	78,581
9/12	<b>San Diego</b>	W, 20-14	63,904

## 1971 (0-6)

8/6	at Buffalo	L, 10-14	35,758
8/14	at Dallas	L, 21-36	73,560
8/21	<b>Kansas City</b>	L, 7-27	70,459
8/28	at San Diego	L, 7-22	35,405
9/4	<b>Philadelphia</b>	L, 0-34	60,487
9/12	<b>Houston Oilers</b>	L, 17-24	60,971

## 1972 (1-4-1)

8/7	at Philadelphia	W, 13-10	53,372
8/12	<b>Buffalo</b>	L, 21-24	66,762
8/19	<b>Dallas</b>	L, 7-30	81,070
8/26	<b>San Diego</b>	L, 14-16	64,506
9/2	Pittsburgh (Memphis, Tenn.)	L, 7-56	43,302
9/10	at Houston Oilers	T, 14-14	44,571

## 1973 (1-5)

8/4	at Kansas City	L, 6-12	67,216
8/11	at Miami	L, 13-14	80,050
8/18	at Dallas	L, 14-24	61,022
8/25	<b>New England</b>	L, 6-31	64,131
9/1	<b>New York Jets</b>	L, 17-28	67,434
9/8	<b>Houston Oilers</b>	W, 16-10	62,339

## 1974 (3-3)

8/3	<b>Pittsburgh</b>	L, 7-26	45,339
8/10	at Miami	L, 20-45	41,524
8/18	at New England	L, 3-7	20,456
8/24	<b>Dallas</b>	W, 16-7	56,563
8/31	<b>New York Jets</b>	W, 24-7	59,829
9/7	at Houston Oilers	W, 24-16	35,103

## 1975 (2-4)

8/6	<b>Houston Oilers</b>	L, 7-13	72,434
8/16	<b>Denver</b>	W, 24-21	40,089
8/23	<b>Miami</b>	L, 10-20	61,253
8/30	<b>Baltimore Colts</b>	W, 27-3	60,643
9/6	at Pittsburgh	L, 13-24	47,341
9/13	at Cincinnati	L, 0-20	48,453

## 1976 (4-2)

7/31	<b>Pittsburgh</b>	L, 14-24	56,039
8/7	at Houston Oilers	W, 13-10	38,675
8/13	at Buffalo	W, 21-14	36,110
8/20	at Baltimore Colts	W, 26-20 ot	38,879
8/28	<b>Cincinnati</b>	W, 13-10	60,044
9/4	<b>Miami</b>	L, 7-20	63,383

## 1977 (5-1)

8/6	at Chicago	W, 20-14	55,163
8/13	<b>New York Giants</b>	W, 23-7	49,900
8/20	<b>Buffalo</b>	W, 20-17	66,282
8/27	<b>New York Jets</b>	L, 14-20	49,455
9/3	at Miami	W, 17-10	39,970
9/10	<b>Houston Oilers</b>	W, 20-16	49,964

## 1978 (2-2)

8/5	Phil. (Mexico City, Mexico)	W, 14-7	30,000
8/12	<b>Miami</b>	L, 17-31	54,105
8/19	<b>Tampa Bay</b>	L, 3-14	49,042
8/26	at Houston Oilers	W, 17-3	49,554

## 1979 (1-3)

8/3	at Miami	L, 7-14	44,704
8/11	<b>Chicago</b>	L, 6-13	45,085
8/18	at Tampa Bay	L, 7-14	49,042
8/24	<b>Houston Oilers</b>	W, 10-7	54,469

## 1980 (1-3)

8/9	<b>St. Louis Cardinals</b>	W, 17-13	57,923
8/17	at Houston Oilers	L, 17-20	43,376
8/23	at Detroit	L, 17-40	49,631
8/29	<b>Miami</b>	L, 0-20	50,635

## 1981 (3-1)

8/8	<b>Baltimore Colts</b>	W, 24-23	46,792
8/15	<b>Houston Oilers</b>	W, 27-7	67,562
8/23	Phil. (Syracuse, N.Y.)	L, 6-37	28,001
8/29	<b>Detroit</b>	W, 20-17 ot	52,090

# PRESEASON RESULTS



HISTORY

## 1982 (1-3)

8/12	at Houston Oilers	L, 20-22	44,599
8/21	<b>Kansas City</b>	<b>W, 6-3</b>	<b>46,585</b>
8/28	<b>Cleveland</b>	<b>L, 17-20</b>	<b>55,689</b>
9/3	at Minnesota	L, 21-24	59,810

## 1983 (3-2)

7/30	Pittsburgh (Canton, Ohio)*	L, 14-27	23,909
8/6	at Tampa Bay	L, 17-20	53,111
8/13	at Miami	W, 19-17	38,735
8/20	<b>Houston Oilers</b>	<b>W, 20-13</b>	<b>60,430</b>
8/27	<b>New York Jets</b>	<b>W, 17-10</b>	<b>58,176</b>

## 1984 (3-1)

8/4	at Kansas City	W, 34-20	34,230
8/11	<b>Atlanta</b>	<b>W, 31-21</b>	<b>58,502</b>
8/18	at Houston Oilers	W, 31-19	45,522
8/25	<b>Washington</b>	<b>L, 9-14</b>	<b>52,040</b>

## 1985 (1-3)

8/10	at New England	W, 32-20	27,014
8/17	<b>Houston Oilers</b>	<b>L, 20-23</b>	<b>53,491</b>
8/24	<b>Tampa Bay</b>	<b>L, 10-14</b>	<b>49,337</b>
8/30	at San Diego	L, 20-21	40,462

## 1986 (2-2)

8/9	at Denver	W, 10-7	47,408
8/16	<b>New England</b>	<b>L, 34-38</b>	<b>54,364</b>
8/23	at Houston Oilers	L, 13-24	38,617
8/30	<b>Kansas City</b>	<b>W, 13-10</b>	<b>47,945</b>

## 1987 (3-1)

8/15	<b>Minnesota</b>	<b>W, 23-17</b>	<b>52,884</b>
8/22	<b>Houston Oilers</b>	<b>L, 13-16</b>	<b>51,562</b>
8/29	<b>Pittsburgh</b>	<b>W, 31-28</b>	<b>46,770</b>
9/4	at Cincinnati	W, 26-14	46,289

## 1988 (2-2)

8/7	at Minnesota	W, 23-20	47,624
8/12	at Phoenix	W, 33-28	51,987
8/20	at Indianapolis	L, 6-18	54,117
8/27	<b>Pittsburgh</b>	<b>L, 28-31</b>	<b>56,174</b>

## 1989 (1-3)

8/12	<b>Indianapolis</b>	<b>L, 7-31</b>	<b>57,771</b>
8/19	at Buffalo	L, 7-10	48,512
8/28	<b>Cincinnati</b>	<b>W, 27-10</b>	<b>51,150</b>
9/1	<b>Washington</b>	<b>L, 21-26</b>	<b>56,181</b>

## 1990 (4-1)

8/5	L.A. Raiders (London, Eng.)	W, 17-10	63,106
8/11	at Minnesota	W, 13-10	48,154
8/18	Green Bay (Madison, Wis.)	L, 13-27	47,848

8/25	<b>Buffalo</b>	<b>W, 28-23</b>	<b>51,959</b>
8/31	<b>Indianapolis</b>	<b>W, 17-14</b>	<b>54,796</b>

## 1991 (2-2)

8/3	<b>Minnesota</b>	<b>W, 18-3</b>	<b>58,953</b>
8/10	<b>Green Bay</b>	<b>W, 31-20</b>	<b>55,730</b>
8/17	at Indianapolis	L, 28-34	50,896
8/24	at Miami	L, 24-28	44,099

## 1992 (3-1)

8/10	at Chicago	W, 34-31	53,846
8/17	<b>Pittsburgh</b>	<b>W, 26-0</b>	<b>61,671</b>
8/22	<b>Houston Oilers</b>	<b>L, 3-33</b>	<b>61,194</b>
8/27	Miami (Baltimore, Md.)	W, 17-3	60,021

## 1993 (4-1)

7/31	Philadelphia (Tokyo, Japan)	W, 28-16	49,363
8/7	Houston Oilers (San Ant., Texas)	W, 37-28	40,308
8/14	Green Bay (Madison, Wis.)	W, 26-17	59,523
8/23	<b>Chicago</b>	<b>W, 20-14</b>	<b>61,149</b>
8/27	<b>Detroit</b>	<b>L, 16-17</b>	<b>60,700</b>

## 1994 (1-3)

8/5	at New England	L, 6-24	37,800
8/13	at Minnesota	L, 17-21	46,067
8/19	<b>Green Bay</b>	<b>L, 10-13</b>	<b>54,714</b>
8/25	<b>Dallas</b>	<b>W, 28-10</b>	<b>57,281</b>

## 1995 (1-3)

8/5	Green Bay (Madison, Wis.)	L, 17-27	49,071
8/11	at New York Giants	L, 13-14	54,416
8/20	<b>Seattle</b>	<b>L, 19-24</b>	<b>38,228</b>
8/25	<b>Detroit</b>	<b>W, 24-10</b>	<b>38,073</b>

## 1996 (3-2)

7/27	Indianapolis (Canton, Ohio)*	L, 3-10	23,376
8/2	at Detroit	W, 23-22	35,782
8/10	at Kansas City	L, 6-42	65,710
8/17	<b>Chicago</b>	<b>W, 31-21</b>	<b>35,246</b>
8/23	<b>Minnesota</b>	<b>W, 16-13</b>	<b>35,728</b>

## 1997 (3-1)

8/2	at Tennessee	W, 21-12	22,811
8/9	<b>Kansas City</b>	<b>W, 26-7</b>	<b>55,211</b>
8/16	at Oakland	L, 18-16	36,771
8/22	at Chicago	W, 13-7	58,656

## 1998 (1-3)

8/8	at Green Bay	L, 7-31	60,080
8/14	at Denver	L, 10-17	70,937
8/22	<b>Tennessee</b>	<b>L, 24-26</b>	<b>46,069</b>
8/28	<b>Tampa Bay</b>	<b>W, 10-6</b>	<b>43,774</b>



# PRESEASON RESULTS

## 1999 (2-2)

8/13	at Miami	W, 26-14	59,972
8/21	Indianapolis	L, 7-37	41,788
8/28	Green Bay	L, 17-38	53,074
9/2	at Tennessee	W, 12-11	63,634

## 2000 (1-3)

7/29	at New York Jets	L, 20-24	75,754
8/5	at Minnesota	W, 25-24	63,445
8/12	Indianapolis (W. Lafayette, Ind.)	L, 0-17	20,105
8/25	Miami	L, 17-22	46,955

## 2001 (1-3)

8/11	Minnesota (San Ant., Texas)	L, 21-28	46,752
8/18	Dallas	W, 16-10	53,249
8/24	at Denver	L, 24-31	74,063
9/1	at Seattle	L, 14-28	68,655

## 2002 (3-1)

8/10	Houston Texans	L, 10-13	67,356
8/15	at Miami	W, 24-7	56,930
8/24	at Cincinnati	W, 31-23	41,636
8/30	Indianapolis	W, 25-21	67,247

## 2003 (1-3)

8/11	Philadelphia	L, 17-27	67,594
8/16	at New York Jets	W, 22-17	76,527
8/23	at San Francisco	L, 12-27	63,153
8/28	Miami	L, 10-24	68,477

## 2004 (2-2)

8/13	New York Jets	W, 23-13	64,900
8/16	at Green Bay	L, 14-19	69,669
8/27	at Chicago	W, 17-13	61,208
9/3	Miami	L, 19-20	64,900

## 2005 (1-3)

8/12	Seattle	L, 15-34	38,529
8/18	at New England	W, 37-27	68,736
8/26	Baltimore Ravens	L, 6-21	44,485
9/1	at Oakland	L, 6-13	32,191

## 2006 (1-3)

8/12	at Tennessee	W, 19-16	69,143
8/21	Dallas (Shreveport, La.)	L, 7-30	45,162
8/26	Indianapolis (Jack., Miss.)	L, 6-21	44,485
9/1	at Kansas City	L, 9-10	70,456

## 2007 (3-2)

8/5	Pittsburgh (Canton, Ohio)*	L, 7-20	22,302
8/10	Buffalo	L, 10-13	70,003
8/18	at Cincinnati	W, 27-19	65,227
8/23	at Kansas City	W, 30-7	72,283
8/30	Miami	W, 7-0	68,926

## 2008 (2-2)

8/7	at Arizona	W, 24-10	63,109
8/16	Houston Texans	L, 27-31	70,009
8/23	at Cincinnati	W, 13-0	65,043
8/28	Miami	L, 10-14	70,008

## 2009 (3-1)

8/14	Cincinnati	W, 17-7	68,962
8/22	at Houston Texans	W, 38-14	70,107
8/29	at Oakland	W, 45-7	32,585
9/3	Miami	L, 7-10	68,681

## 2010 (2-2)

8/12	at New England	L, 24-27	68,756
8/21	Houston Texans	W, 38-20	70,025
8/27	San Diego	W, 36-21	70,031
9/2	at Tennessee	L, 24-27	69,143

## 2011 (2-2)

8/12	San Francisco	W, 24-3	72,578
8/20	at Houston Texans	L, 14-27	70,828
8/28	at Oakland	W, 40-20	34,322
9/1	Tennessee	L, 9-32	72,667

## 2012 (2-3)

8/5	Arizona (Canton, Ohio)*	W, 17-10	18,100
8/9	at New England	L, 6-7	68,756
8/17	Jacksonville	L, 24-27	72,056
8/25	Houston Texans	W, 34-27	72,082
8/30	at Tennessee	L, 6-10	69,143

## 2013 (3-1)

8/9	Kansas City	W, 17-13	72,080
8/16	Oakland	W, 28-20	72,122
8/25	at Houston Texans	W, 31-23	71,611
8/29	at Miami	L, 21-24	43,019

## 2014 (3-1)

8/8	at St. Louis Rams	W, 26-24	54,850
8/15	Tennessee	W, 31-24	73,002
8/23	at Indianapolis	W, 23-17	65,565
8/28	Baltimore Ravens	L, 13-22	73,004

## 2015 (0-4)

8/13	at Baltimore Ravens	L, 27-30	70,501
8/22	New England	L, 24-26	73,004
8/30	Houston Texans	L, 13-27	72,998
9/3	at Green Bay	L, 10-38	73,863

## 2016 (0-4)

8/11	at New England	L, 22-34	66,829
8/20	at Houston	L, 9-16	71,517
8/26	Pittsburgh	L, 14-27	73,002
9/1	Baltimore Ravens	L, 14-23	73,001

# PRESEASON RESULTS

## 2017 (2-2)

8/10	at Cleveland	L, 14-20	58,779
8/20	at Los Angeles Chargers	W, 13-7	21,197
8/26	Houston Texans	W, 13-0	73,064
8/31	Baltimore Ravens	L, 13-14	73,097

## 2018 (3-1)

8/9	at Jacksonville	W, 24-20	62,354
8/17	Arizona	L, 15-20	73,065
8/25	at Los Angeles Chargers	W, 36-7	22,597
8/30	Los Angeles Rams	W, 28-0	73,029

## 2019 (2-2)

8/9	Minnesota	L, 25-34	73,018
8/18	at Los Angeles Chargers	W, 19-17	23,207
8/24	at New York Jets	W, 28-13	74,615
8/29	Miami Dolphins	L, 13-16	73,085

## 2021 (1-1)

8/14	at Baltimore	L, 14-17	70,035
8/23	Jacksonville	W, 23-21	69,170

## 2022 (1-2)

8/13	at Houston	L, 13-17	69,477
8/19	at Green Bay	L, 10-20	71,754
8/26	Los Angeles Chargers	W, 27-10	69,089

# PRESEASON RECORDS

Team	W	L	T	Pct.
Atlanta	3	1	0	.750
Baltimore	0	6	0	.000
Buffalo	3	4	0	.429
Carolina	0	0	0	.000
Chicago	6	1	0	.857
Cincinnati	7	1	0	.875
Cleveland	1	2	0	.333
Dallas	3	4	0	.429
Denver	3	2	0	.600
Detroit	3	4	0	.429
Green Bay	2	8	0	.200
Houston	5	6	0	.455
Indianapolis	6	7	0	.462
Jacksonville	2	1	0	.667
Kansas City	6	4	0	.600

Team	W	L	T	Pct.
L.A. Chargers	6	4	0	.600
L.A. Rams	2	2	0	.500
Miami	7	15	0	.318
Minnesota	7	5	0	.583
New England	4	8	0	.333
N.Y. Giants	1	1	0	.500
N.Y. Jets	5	4	0	.556
Raiders	4	2	0	.667
Philadelphia	3	3	0	.500
Pittsburgh	3	9	0	.333
San Francisco	2	1	0	.667
Seattle	0	3	0	.000
Tampa Bay	1	4	0	.200
Tennessee	15	14	1	.517
Washington	0	2	0	.000
<b>Totals</b>	<b>109</b>	<b>124</b>	<b>1</b>	<b>.468</b>



# SAINTS STATISTICS

## 1967

### RECORD: 3-11

### FINISH: 4TH CAPITOL

HISTORY

Date	W/L	Score	Opponent	Attendance	RUSHING	No	Yds	Avg	LG	TD	PUNT	RET	Ret	FC	Yds	Avg	LG	TD
9/17	L	13-27	Los Angeles	80,879	Taylor	130	390	3.0	16	2	Roberts	11	12	50	4.5	11	0	
9/24	L	10-30	Washington	74,937	Wheelwright	59	198	3.4	13	0	Gilliam	7	6	13	1.9	8	0	
10/1	L	7-42	Cleveland	77,045	Kilmer	20	142	7.1	31	0	Brown	3	2	1	0.3	13	0	
10/8	L	21-27	at New York Giants	62,670	Barrington	34	121	3.6	22	0	Douglas	5	2	1	15	7.5	12	0
10/15	L	10-14	at Dallas	64,128	Schultz	32	117	3.7	22	2	Saints	23	21	79	3.4	13	0	
10/22	L	13-27	at San Francisco	34,285	McCall	21	86	4.1	49	1	Opponents	35	14	261	7.5	29	0	
10/29	L	10-14	Pittsburgh	66,911	Cuozzo	19	43	2.3	10	1								
11/5	W	31-24	Philadelphia	59,596	Gilliam	7	41	5.9	19	0	KICKOFF RET	No	Yds	Avg	LG	TD		
11/12	L	10-27	Dallas	83,437	McNeill	4	38	9.5	25	0	Roberts	28	737	26.3	91	1		
11/19	L	21-48	at Philadelphia	60,751	Brown	8	16	2.0	7	2	Gilliam	16	481	30.1	94	1		
11/26	W	27-24	Atlanta	83,437	Saints	334	1192	3.6	49	9	Barrington	7	113	16.1	27	0		
12/3	L	20-31	at St. Louis	41,171	Opponents	469	2092	4.5	56	22	McCall	7	198	28.3	66	0		
12/10	L	10-30	at Baltimore	60,238							Brown	5	103	20.6	26	0		
12/17	W	30-14	at Washington	50,486	RECEIVING	No	Yds	Avg	LG	TD	Jordan	3	56	18.7	27	0		

#### TEAM STATISTICS

#### TOTAL FIRST DOWNS

	N.O.	OPP.
Rushing	219	276
Passing	67	114
Penalty	135	138
	17	24

#### POSSESSION AVG.

	3790	4928
TOTAL NET YARDS	3790	4928
Avg. Per Game	270.7	352.0
Total Plays	864	902
Avg. Per Play	4.4	5.5

#### NET YARDS RUSHING

	1192	2092
Avg. Per Game	85.1	149.4
Total Rushes	334	469

#### NET YARDS PASSING

	2598	2836
Avg. Per Game	185.6	202.6
Sacked/Yards Lost	52/391	23/199
Gross Yards	2989	3035

#### ATT./COMPLETIONS

	478/237	410/207
Completion Pct.	49.6	50.5
Had Intercepted	23	22

#### PUNTS/AVERAGE

	74/42.9	63/39.9
NET PUNTING AVG.	74/37.5	63/37.3

#### PENALTIES/YARDS

	76/85	83/84.4
FUMBLES/BALL LOST	21/14	21/10

#### TOUCHDOWNS

	27	48
Rushing	9	22
Passing	13	25
Returns	5	1

#### SCORE BY PERIODS

Saints	1	2	3	4	OT	TOT
Saints	40	75	66	52	0	233
Opponents	57	128	74	120	0	379

#### SCORING

	TD	Ru	Pa	Rt	PAT	FG	S	TP
Durkee	0	0	0	0	27/27	14/32	0	69
Abramowicz	6	0	6	0	0	0	36	
Roberts	5	0	3	2	0	0	30	
Brown	2	2	0	0	0	0	12	
Gilliam	2	0	1	1	0	0	12	
Kramer	2	0	2	0	0	0	12	
McCall	2	1	1	0	0	0	12	
Schultz	2	2	0	0	0	0	12	
Taylor	2	2	0	0	0	0	12	
Whitsell	2	0	2	0	0	0	12	
Cuozzo	1	1	0	0	0	0	6	
Kilmer	1	1	0	0	0	0	6	
Anderson	0	0	0	0	1	2		
Saints	27	9	13	5	27/27	14/32	1	233
Opponents	48	22	25	1	46/48	15/29	0	379

#### SACKS: Saints 23.0, Opp. 52.0

PUNTING	No	Yds	Avg	Net	TB	LG	B
McNeill	74	3174	42.9	37.5	7	66	0
Saints	74	3174	42.9	37.5	7	66	0
Opponents	63	2511	39.9	37.3	4	68	0

#### 1967 NFL CAPITOL STANDINGS

#### Saints Finish: 4th place

	W	L	T	Pct.
Dallas	9	5	0	.643
Philadelphia	6	7	1	.462
Washington	5	6	3	.455
New Orleans	3	11	0	.214

PASSING	Att	Cmp	Yds	Cmp%	Yds/Att	TD	TD%	Int	Int%	Long	Sk/Yds	Rating
Cuozzo	260	134	1562	51.5	6.01	7	2.7	12	4.6	49	33/236	59.8
Kilmer	204	97	1341	47.5	6.57	6	2.9	11	5.4	96	18/147	56.4
Wood	11	5	62	45.5	5.64	0	0.0	0	0.0	27	1/8	63.4
Barrington	2	0	0	0.0	0.00	0	0.0	0	0.0	0	0/0	39.6
McNeill	1	1	24	100.0	24.00	0	0.0	0	0.0	24	0/0	118.8
Saints	478	237	2989	49.6	6.25	13	2.7	23	4.8	96	52/391	58.5
Opponents	410	207	3035	50.5	7.40	25	6.1	22	5.4	76	23/199	73.0

# SAINTS STATISTICS

## 1968

### RECORD: 4-9-1

### FINISH: 3RD-CENTURY



HISTORY

Date	W/L	Score	Opponent	Attendance	RUSHING					PUNT RET					
					No	Yds	Avg	LG	TD	Ret	FC	Yds	Avg	LG	TD
9/15	L	10-24	Cleveland	74,215	McCall	155	637	4.1	48	4	0	0	0	0	0
9/22	W	31-17	Washington	65,941	Lorick	104	344	3.3	36	0	0	0	0	0	0
9/29	L	20-21	St. Louis	79,021	Schultz	43	152	3.5	15	0	0	0	0	0	0
10/6	L	21-38	at New York Giants	60,967	Barrington	45	111	2.5	22	0	0	0	0	0	0
10/13	W	20-17	Minnesota	71,105	Wheelwright	21	99	4.7	15	1	0	0	0	0	0
10/20	W	16-12	at Pittsburgh	32,303	Kilmer	21	97	4.6	22	2	0	0	0	0	0
10/27	L	17-31	at St. Louis	45,476	Gilliam	2	36	18.0	29	0	0	0	0	0	0
11/3	L	3-17	Dallas	84,728	Abramowicz	2	27	13.5	18	0	0	0	0	0	0
11/10	L	17-35	at Cleveland	76,644	Poage	1	22	22.0	22	0	0	0	0	0	0
11/17	L	7-29	at Green Bay (Mil.)	49,644	South	4	5	1.3	2	0	0	0	0	0	0
11/24	T	20-20	at Detroit	46,152	Baker	4	2	0.5	3	0	0	0	0	0	0
12/1	L	17-23	Chicago	76,285	McNeill	2	1	0.5	15	0	0	0	0	0	0
12/8	L	17-29	at Philadelphia	57,128	Whitsett	1	-1	-1.0	-1	0	0	0	0	0	0
12/15	W	24-14	Pittsburgh	66,131	Sweetan	4	-5	-1.3	2	0	0	0	0	0	0

TEAM STATISTICS		N.O.	OPP.	KICKOFF RET		No	Yds	Avg	LG	TD
<b>TOTAL FIRST DOWNS</b>		<b>224</b>	<b>228</b>							
Rushing		80	97							
Passing		122	109							
Penalty		22	22							

POSSESSION AVG.		RECEIVING		FIELD GOALS	
<b>TOTAL NET YARDS</b>	<b>3863</b>	<b>4291</b>	<b>2105</b>	<b>1-19</b>	<b>20-29</b>
Avg. Per Game	275.9	306.5	48.7	3/3	3/4
Total Plays	891	839	471	3/4	9/14
Avg. Per Play	4.4	5.1	29.3	1/1	4/11

NET YARDS RUSHING		NET YARDS PASSING		INTERCEPTIONS	
<b>NET YARDS RUSHING</b>	<b>1527</b>	<b>2105</b>	<b>2105</b>	<b>25</b>	<b>2483</b>
Avg. Per Game	109.1	150.4	111.0	16.6	162.4
Total Rushes	409	439	294	94	1041
Avg. Per Game	29.2	31.4	29.4	6.6	79.7

PUNTS/AVERAGE		PENALTIES/YARDS		FUMBLE/BALL LOST	
<b>PUNTS/AVERAGE</b>	<b>75/37.6</b>	<b>69/40.8</b>	<b>82/843</b>	<b>19/11</b>	<b>33/26</b>
Net Punting Avg.	75/32.3	69/37.4	82/843	19/11	33/26

TOUCHDOWNS		PUNTING		1968 NFL CENTURY STANDINGS	
<b>TOUCHDOWNS</b>	<b>27</b>	<b>42</b>	<b>29</b>	<b>294</b>	<b>101</b>
Rushing	7	13	16	262	94
Passing	17	25	13	294	101
Returns	3	4	6	29	294

SCORING		SACKS	
<b>SCORING</b>	<b>TD</b>	<b>Ru</b>	<b>Pa</b>
Durkee	0	0	0
Abramowicz	7	0	0
McCall	6	4	0
Lorick	3	0	0
Hester	2	0	0
Kilmer	2	0	0
Stickles	2	0	0
Barrington	1	0	0
Brown	1	0	0
Burris	1	0	0
Wheelwright	1	0	0
Whitsett	1	0	0
<b>Saints</b>	<b>27</b>	<b>7</b>	<b>17</b>
<b>Opponents</b>	<b>42</b>	<b>13</b>	<b>25</b>

SACKS	
<b>SACKS: Saints 34.0, Opp. 33.0</b>	

PASSING	Att	Cmp	Yds	Cmp%	Yds/Att	TD	TD%	Int	Int%	Long	Sk/Yds	Rating
Kilmer	315	167	2060	53.0	6.54	15	4.8	17	5.4	51	26/170	66.9
Sweetan	78	27	318	34.6	4.08	1	1.3	9	11.5	42	5/29	12.6
South	38	14	129	36.8	3.39	1	2.6	3	7.9	19	2/14	22.8
Barrington	6	2	42	33.3	7.00	0	0.0	0	0.0	23	0/0	59.0
McCall	1	0	0	0.0	0.00	0	0.0	0	0.0	0	0/0	39.6
Parks	1	0	0	0.0	0.00	0	0.0	0	0.0	0	0/0	39.6
<b>Saints</b>	<b>439</b>	<b>210</b>	<b>2549</b>	<b>47.8</b>	<b>5.81</b>	<b>17</b>	<b>3.9</b>	<b>29</b>	<b>6.6</b>	<b>51</b>	<b>33/213</b>	<b>51.5</b>
<b>Opponents</b>	<b>366</b>	<b>153</b>	<b>2483</b>	<b>41.8</b>	<b>6.78</b>	<b>25</b>	<b>6.8</b>	<b>16</b>	<b>4.4</b>	<b>68</b>	<b>34/297</b>	<b>69.7</b>



# SAINTS STATISTICS

## 1969

### RECORD: 5-9

### FINISH: 3RD-CAPITOL

Date	W/L	Score	Opponent	Attendance	RUSHING	No	Yds	Avg	LG	TD	PUNT	RET	Ret	FC	Yds	Avg	LG	TD
9/21	L	20-26	Washington	73,147	Livingston	181	761	4.2	18	5	Dodd	15	9	106	7.1	21	0	
9/28	L	17-21	Dallas	79,567	Baker	134	642	4.8	54	1	Howard	9	0	73	8.1	30	0	
10/5	L	17-36	at Los Angeles	54,879	Wheelwright	25	85	3.4	17	4	Thompson	4	1	25	6.3	12	0	
10/12	L	17-27	Cleveland	71,274	Shy	21	75	3.6	22	1	Barrington	1	0	8	8.0	8	0	
10/19	L	10-30	Baltimore	80,636	Abramowicz	3	61	20.3	28	0	Ward	1	1	5	5.0	5	0	
10/26	L	10-13	at Philadelphia	60,658	Barrington	7	33	4.7	17	1	Lonick	0	0	0	—	0	0	
11/2	W	51-42	at St. Louis	46,718	Kilmer	11	18	1.6	12	0	Opponents	30	12	217	7.2	30	0	
11/9	L	17-33	at Dallas	68,282	Hargett	5	15	3.0	11	0	Opponents	27	5	176	6.5	39	0	
11/16	W	25-24	at New York Giants	62,927	Dodd	3	12	4.0	9	0								
11/23	W	43-38	San Francisco	71,448	Lonick	5	11	2.2	6	0	KICKOFF RET	No	Yds	Avg	LG	TD		
11/30	W	26-17	Philadelphia	72,805	Poage	1	-3	-3.0	-3	0	Ward	17	394	23.2	54	0		
12/7	L	17-45	at Atlanta	57,021	Looney	3	-5	-1.7	4	0	Shy	16	447	27.9	57	0		
12/14	L	14-17	at Washington	50,354	Saints	399	1705	4.3	54	12	Howard	9	227	25.2	86	0		
12/21	W	27-24	Pittsburgh	72,256	Opponents	419	1835	4.4	66†	15	Dodd	9	171	21.4	28	0		

#### TEAM STATISTICS

TOTAL FIRST DOWNS	N.O.	OPP.	RUSHING	No	Yds	Avg	LG	TD	RECEIVING	No	Yds	Avg	LG	TD
282	242	242	Abramowicz	73	1015	13.9	49†	7	Ward	3	58	19.3	21	0
Rushing	93	83	Dodd	37	600	16.2	52	1	Neuvett	2	53	26.5	37	0
Passing	158	131	Baker	34	352	10.4	35	1	Hester	1	4	4.0	4	0
Penalty	31	23	Parks	31	439	14.2	40	3	Prece	1	0	0.0	0	0

#### POSSESSION AVG.

TOTAL NET YARDS	4679	5018	Livingston	28	278	9.9	51†	3	Opponents	48	935	19.5	44	0
Avg. Per Game	334.2	358.4	Poage	18	236	13.1	29	4						
Total Plays	879	822	Shy	9	141	15.7	70	1	FIELD GOALS	1-19	20-29	30-39	40-49	50+
Avg. Per Play	5.3	6.1	Wheelwright	8	68	8.5	20†	1	Dempsey	5/6	6/7	3/6	7/11	1/11

#### NET YARDS RUSHING

Avg. Per Game	121.8	131.1	Saints	245	3215	13.1	70	22	Opponents	67†	4/4	4/8	2/9	0/11
Total Rushes	399	419	Opponents	200	3382	16.9	88†	32						

#### NET YARDS PASSING

Avg. Per Game	212.4	227.4	INTERCEPTIONS	No	Yds	Avg	LG	TD
Sacked/Yards Lost	27/241	211/199	Neuvett	3	20	6.7	20	0
Gross Yards	3215	3382	Whitsell	3	14	4.7	11	0
Att./Completions	453/245	382/200	Howard	2	0	0.0	0	0
Completion Pct.	54.1	52.4	Burris	1	24	24.0	24	0
Had Intercepted	20	12	Absher	1	7	7.0	7	0

#### PUNTS/AVERAGE

Avg. Per Game	49/41.4	58/41.6	Opponents	(18G)	(47N)	(35G)	(44G)	(31N)	(37N)	(37B)	(28G)	(30G)	(57N)	(43N)	(33G)	(34N)	(47N)	(45N)
NET PUNTING AVG.	49/36.6	58/36.1	Thompson	1	2	2.0	2	0	0	(30G)	(19G)	(44N)	(19G)	(19N)	(11G)	(23G)		
PENALTIES/YARDS	83/943	81/773	Saints	12	73	6.1	24	0	0									
FUMBLES/BALL LOST	20/12	20/10	Opponents	20	265	13.3	47	0	0									

#### TOUCHDOWNS

Rushing	12	15	PUNTING	No	Yds	Avg	Net	TB	I20	LG	B
Passing	22	32	Cordill	42	1719	40.9	35.9	2	58	1	2
Returns	1	2	McNeill	7	312	44.6	41.0	1	81	0	0
			Saints	49	2031	41.4	36.6	3	81	1	1
			Opponents	58	2410	41.6	36.1	5	54	1	1

#### Score by Periods

Saints	37	109	96	69	0	311
Opponents	87	143	70	93	0	393

#### SCORING

Dempsey	0	0	0	0	0	33/35	22/41	0	99
Livingston	8	5	3	0	0	0	0	48	
Abramowicz	7	0	7	0	0	0	0	42	
Wheelwright	5	4	1	0	0	0	0	30	
Poage	4	0	4	0	0	0	0	24	
Parks	3	0	3	0	0	0	0	18	
Baker	2	1	1	0	0	0	0	12	
Shy	2	1	1	0	0	0	0	12	
Barrington	1	1	0	0	0	0	0	6	
Dodd	1	0	1	0	0	0	0	6	
Hester	1	0	1	0	0	0	0	6	
Prece	1	0	0	1	0	0	0	6	
Saints	35	12	22	1	33/35	22/41	1	311	
Opponents	49	15	32	2	47/49	16/29	2	393	

SACKS: Saints 21.0, Opp. 27.0

#### 1969 NFL CAPITOL STANDINGS

Saints Finish: 3rd place

	W	L	T	Pct.
Dallas	11	2	1	.846
Washington	7	5	2	.583
Saints	5	9	0	.357
Philadelphia	4	9	1	.308

PASSING	Att	Cmp	Yds	Cmp%	Yds/Att	TD	TD%	Int	Int%	Long	Sk/Yds	Rating
Kilmer	360	193	2532	53.6	7.03	20	5.6	17	4.7	52	22/212	74.9
Hargett	52	31	403	59.6	7.75	0	0.0	0	0.0	32	3/18	84.1
Ninowski	34	17	227	50.0	6.68	1	2.9	2	5.9	70	1/11	56.9
Livingston	4	3	38	75.0	9.50	1	25.0	1	25.0	14	0/0	104.2
Barrington	2	1	15	50.0	7.50	0	0.0	0	0.0	15	1/0	75.0
Looney	1	0	0	0.0	0.00	0	0.0	0	0.0	0	0/0	39.6
Saints	453	245	3215	54.1	7.10	22	4.9	20	4.4	70	27/241	74.5
Opponents	382	200	3382	52.4	8.85	32	8.4	12	3.1	88†	21/199	97.4

# SAINTS STATISTICS

## 1970

### RECORD: 2-11-1

### FINISH: 4TH-NFC WEST



# HISTORY

Date	W/L	Score	Opponent	Attendance	RUSHING	No	Yds	Avg	LG	TD	PUNTING	No	Yds	Avg	Net	TB	I20	LG	B
9/20	L	3-14	Atlanta	77,042	Baker	82	337	4.1	29	1	Fagan	77	3269	42.5	35.8	4		64	2
9/27	L	0-26	at Minnesota	47,900	Barrington	72	228	3.2	16	2	Saints	77	3269	42.5	35.8	4		64	2
10/4	W	14-10	New York Giants	69,126	Otis	71	211	3.0	15	0	Opponents	56	2265	40.4	33.4	9		60	1
10/11	L	17-24	at St. Louis	45,294	Pitts	32	96	3.0	11	0									
10/18	T	20-20	at San Francisco	39,446	Davis	27	94	3.5	25	0	PUNT RET	Ret	FC	Yds	Avg	LG	TD		
10/25	L	14-32	at Atlanta	58,850	McCall	23	63	2.7	11	1	Dodd	14	3	129	9.2	41	0		
11/1	L	17-30	Los Angeles	77,861	Wheelwright	16	45	2.8	9	0	Howard	5	0	14	2.8	5	0		
11/8	W	19-17	Detroit	66,910	Kilmer	12	42	3.5	15	0	Lyons	5	3	34	6.8	27	0		
11/15	L	10-21	at Miami	42,866	Dodd	5	31	6.2	16	0	Hollas	4	6	22	5.5	11	0		
11/22	L	6-31	Denver	66,837	Livingston	10	29	2.9	10	0	Wyatt	1	1	15	15.0	15	0		
11/29	L	6-26	at Cincinnati	59,342	Poage	1	13	13.0	13	0	Saints	29	13	214	7.4	41	0		
12/6	L	16-34	at Los Angeles	66,410	Abramowicz	1	7	7.0	7	0	Opponents	41	22	434	10.6	77	1		
12/13	L	27-38	San Francisco	61,940	Hargett	4	7	1.8	7	0									
12/20	L	3-24	Chicago	63,518	Dusenbery	4	6	1.5	3	0	KICKOFF RET	No	Yds	Avg	LG	TD			
					Burrough	5	6	1.2	6	0	Burrough	15	298	19.9	38	0			
					Nyvall	1	4	4.0	4	0	Dodd	15	319	21.3	32	0			
					Gros	4	2	0.5	4	0	Dusenbery	10	183	18.3	26	0			
					Fagan	1	-6	-6.0	-6	0	Barrington	6	129	21.5	26	0			
					Saints	371	1215	3.3	29	4	Otis	2	22	11.0	19	0			
					Opponents	469	1891	4.0	74	15	Lewis	1	19	19.0	19	0			
											Lyons	1	20	20.0	20	0			
											McCall	1	26	26.0	26	0			
											Pitts	1	22	22.0	22	0			
											Poage	1	6	6.0	6	0			
											Saints	53	1044	19.7	38	0			
											Opponents	35	735	21.0	55	0			

TEAM STATISTICS	N.O.	OPP.
TOTAL FIRST DOWNS	183	263
Rushing	55	100
Passing	112	150
Penalty	16	13
3rd Down: Made/Att.	67/198	84/193
3rd Down: Pct.	33.8	43.5
4th Down: Made/Att.	0/1	3/5
4th Down: Pct.	0.0	60.0

POSSESSION AVG.	Saints	Opponents
TOTAL NET YARDS	3673	4952
Avg. Per Game	262.4	353.7
Total Plays	814	916
Avg. Per Play	4.5	5.4
NET YARDS RUSHING	1215	1891
Avg. Per Game	86.8	135.1
Total Rushes	371	469

NET YARDS PASSING	Saints	Opponents
Avg. Per Game	175.6	218.6
Sacked/Yards Lost	28/232	17/136
Gross Yards	2690	3197
Att./Completions	415/213	430/238
Completion Pct.	51.3	55.3
Had Intercepted	22	22

PUNTS/AVERAGE	Saints	Opponents
PUNTS/AVERAGE	77/42.5	56/40.4
NET PUNTING AVG.	77/35.8	56/33.4
PENALTIES/YARDS	91/1029	79/875
FUMBLES/BALL LOST	27/18	26/16
TOUCHDOWNS	17	40
Rushing	4	15
Passing	11	19
Returns	2	6

Score by Periods	1	2	3	4	OT	Total
Saints	59	33	22	58	0	172
Opponents	68	87	76	116	0	347

SCORING	TD	Ru	Pa	Rt	PAT	FG	S	TP
Dempsey	0	0	0	0	16/17	18/34	0	70
Abramowicz	5	0	5	0	0	0	30	
Barrington	2	2	0	0	0	0	12	
Burrough	2	0	2	0	0	0	12	
Dodd	2	0	1	0	0	0	12	
Parks	2	0	2	0	0	0	12	
Baker	1	1	0	0	0	0	6	
McCall	1	1	0	0	0	0	6	
Morgan	1	0	0	1	0	0	6	
Poage	1	0	1	0	0	0	6	
Saints	17	4	11	2	16/17	18/34	0	172
Opponents	40	15	19	6	38/40	23/34	0	347

SACKS: Saints 17.0, Opp. 28.0

RECEIVING	No	Yds	Avg	LG	TD
Nyvall	15	166	11.1	36	1
Abramowicz	55	906	16.5	48	5
Dodd	28	484	17.3	45	1
Parks	26	447	17.2	38	2
Barrington	22	130	5.9	20	0
Otis	20	124	6.2	22	0
Poage	15	166	11.1	36	1
Burrough	13	196	15.1	35	0
Baker	12	47	3.9	11	0
Pitts	7	63	9.0	12	0
McCall	5	43	8.6	17	0
Davis	4	29	7.3	13	0
Gros	2	0	0.0	1	0
Nyvall	2	-1	-0.5	1	0
Shaw	1	49	49.0	49	0
Wheelwright	1	7	7.0	7	0
Saints	213	2690	12.6	49	11
Opponents	238	3197	13.4	74	19

INTERCEPTIONS	No	Yds	Avg	LG	TD
Hollas	5	79	15.8	29	0
Wyatt	4	45	11.3	25	0
Burkett	4	36	9.0	16	0
Nevett	3	49	16.3	47	0
Howell	3	28	9.3	28	0
Lyons	1	12	12.0	12	0
Morgan	1	7	7.0	7	0
Scarpati	1	4	4.0	4	0
Saints	22	260	11.8	47	0
Opponents	22	256	11.6	52	1

FIELD GOALS	1-19	20-29	30-39	40-49	50+
Dempsey	4/5	6/8	1/5	4/7	3/9
Saints	4/5	6/8	1/5	4/7	3/9
Opponents	7/8	4/5	5/7	6/12	1/2

Opponents:	( )	(42N, 22N, 22G, 14G, 15G, 47G)
(42N, 30N, 28N, 8G)	(44G)	(49N, 21G, 48G)
(24B, 29G, 27G, 8G, 63G)	(10G)	(52N, 47G, 14G)
(34B, 28G, 18G)	(24G, 50G, 54G)	(56N)
(43N, 47G)		

Opponents:	( )	(42N, 22N, 22G, 14G, 15G, 47G)
(42N, 30N, 28N, 8G)	(44G)	(49N, 21G, 48G)
(24B, 29G, 27G, 8G, 63G)	(10G)	(52N, 47G, 14G)
(34B, 28G, 18G)	(24G, 50G, 54G)	(56N)
(43N, 47G)		

1970 NFC WEST STANDINGS	W	L	T	Pct.
San Francisco	10	3	1	.769
Los Angeles	8	5	1	.615
Atlanta	4	8	2	.333
New Orleans	2	11	1	.179

Saints Finish: 4th place	W	L	T	Pct.
San Francisco	10	3	1	.769
Los Angeles	8	5	1	.615
Atlanta	4	8	2	.333
New Orleans	2	11	1	.179

PASSING	Att	Cmp	Yds	Cmp%	Yds/Att	TD	TD%	Int	Int%	Long	Sk/Yds	Rating
Kilmer	237	135	1557	57.0	6.57	6	2.5	17	7.2	46	19/155	55.5
Hargett	175	78	1133	44.6	6.47	5	2.9	5	2.9	49	9/77	63.8
Ramsey	2	0	0	0.0	0.00	0	0.0	0	0.0	0	0/0	39.6
Dodd	1	0	0	0.0	0.00	0	0.0	0	0.0	0	0/0	39.6
Saints	415	213	2690	51.3	6.48	11	2.7	22	5.3	49	28/232	58.6
Opponents	430	238	3197	55.3	7.43	19	4.4	22	5.1	74	17/136	72.6

# SAINTS STATISTICS

## 1971

### RECORD: 4-8-2

### FINISH: 4TH-NFC WEST

Date	W/L	Score	Opponent	Attendance	RUSHING	No	Yds	Avg	LG	TD	PUNT	RET	Ret	FC	Yds	Avg	LG	TD
9/19	W	24-20	Los Angeles	70,915	Strong	95	404	4.3	39	3	Dodd	13	4	88	6.8	14	0	
9/26	L	20-38	San Francisco	81,595	Gresham	127	383	3.0	18	6	Moore	2	1	12	6.0	9	0	
10/3	T	13-13	at Houston	47,966	Ford	93	379	4.1	35	2	Abramowicz	1	4	0	0.0	0	0	
10/10	L	14-35	at Chicago	55,049	Manning	33	172	5.2	17	4	Hollas	0	7	0	—	0	0	
10/17	W	24-14	Dallas	83,088	Granger	32	139	4.3	16	1	Opponents	16	16	100	6.3	14	0	
10/24	L	6-28	at Atlanta	58,850	Baker	29	125	4.3	20	0	Opponents	43	11	251	5.8	28	0	
10/31	L	14-24	at Washington	53,041	Robinson	29	96	3.3	12	1								
11/7	T	21-21	Oakland	83,102	Hargett	9	24	2.7	11	1	KICKOFF RET	No	Yds	Avg	LG	TD		
11/14	W	26-20	at San Francisco	45,138	Dodd	1	7	7.0	7	0	Robinson	19	443	23.3	51	0		
11/21	L	10-23	Minnesota	83,130	Harris	1	1	1.0	1	0	Dodd	12	252	21.0	28	0		
11/28	W	29-21	at Green Bay (Mil.)	48,035	Parks	2	-2	-1.0	10	0	Moore	11	246	22.4	31	0		
12/5	L	28-45	at Los Angeles	73,610	Fagan	1	-17	-17.0	17	0	Strong	9	134	14.9	20	0		
12/12	L	17-21	Cleveland	72,794	Saints	452	1711	3.8	39	18	Gresham	3	60	20.0	26	0		
12/19	L	20-24	Atlanta	75,954	Opponents	495	2200	4.4	80t	18	Absher	1	5	5.0	5	0		

TEAM STATISTICS	N.O.	OPP.	RECEIVING	No	Yds	Avg	LG	TD	TD	TD	TD	TD	TD	TD	TD	TD	TD	TD
TOTAL FIRST DOWNS	242	260	Abramowicz	37	657	17.8	63t	5										
Rushing	105	129	Parks	35	568	16.2	42	5										
Passing	106	110	Newland	21	319	15.2	44	0										
Penalty	31	21	Gresham	17	203	11.9	37	0										
3rd Down: Made/Att.	62/194	74/182	Strong	16	78	4.9	14	0										
3rd Down: Pct.	32.0	40.7	Dodd	15	298	19.9	49	0										
4th Down: Made/Att.	4/8	5/6	Robinson	12	53	4.4	17	1										
4th Down: Pct.	50.0	83.3	Granger	12	52	4.3	11	0										

POSSESSION AVG.	OPP.	OPP.	OPP.	OPP.	OPP.	OPP.	OPP.	OPP.	OPP.	OPP.	OPP.	OPP.	OPP.	OPP.	OPP.	OPP.	OPP.	OPP.
TOTAL NET YARDS	3666	4438	Burfield	3	36	12.0	16	0										
Avg. Per Game	261.9	317.0	Manning	1	-7	-7.0	7	0										
Total Plays	889	852	Saints	182	2355	12.9	63t	12										
Avg. Per Play	4.1	5.2	Opponents	175	2472	14.1	84	20										

NET YARDS RUSHING	OPP.	OPP.	INTERCEPTIONS	No	Yds	Avg	LG	TD	TD	TD	TD	TD	TD	TD	TD	TD	TD
NET YARDS PASSING	1955	2238	Howell	5	120	24.0	60	0									
Avg. Per Game	139.6	159.9	Hollas	5	56	11.2	25	0									
Sacked/Yards Lost	50/400	24/234	Wyatt	4	84	21.0	55t	1									
Gross Yards	2355	2472	Martin	3	51	17.0	26	0									
Att./Completions	387/182	333/175	Absher	1	21	21.0	21	0									
Completion Pct.	47.0	52.6	Flanigan	1	10	10.0	10	0									
Had Intercepted	14	20	Colman	1	0	0.0	0	0									
PUNTS/AVERAGE	77/41.4	50/41.2	Saints	20	342	17.1	60	1									
NET PUNTING AVG.	77/37.1	50/38.0	Opponents	14	171	12.2	54	1									

FUMBLES/BALL LOST	OPP.	OPP.	PUNTING	No	Yds	Avg	Net	TB	I20	LG	B	1971 NFC WEST STANDINGS					
TOUCHDOWNS	31	44	Fagan	77	3188	41.4	37.1	4	64	0	64	Saints Finish: 4th place					
Rushing	18	18	Saints	77	3188	41.4	37.1	4	64	0	64	W	L	T	Pct.		
Passing	12	20	Opponents	50	2061	41.2	38.0	3	59	0	59	San Francisco	9	5	0	.643	
Returns	1	6										Los Angeles	8	5	1	.615	
												Atlanta	7	6	1	.538	
												New Orleans	4	8	2	.357	

Score by Periods	1	2	3	4	OT	TOT
Saints	38	49	60	119	0	266
Opponents	86	89	44	128	0	347

SCORING	TD	Ru	Pa	Rt	PAT	FG	S	TP
Durkee	0	0	0	0	24/25	16/23	0	72
Gresham	6	6	0	0			0	36
Abramowicz	5	0	5	0			0	30
Parks	5	0	5	0			0	30
Manning	4	4	0	0			0	24
Strong	3	3	0	0			0	18
Ford	2	2	0	0			0	12
Robinson	2	1	1	0			0	12
Butler	0	0	0	5/6	1/5	0	0	8
Baker	1	0	1	0			0	6
Granger	1	1	0	0			0	6
Hargett	1	1	0	0			0	6
Wyatt	1	0	0	1			0	6
Saints	31	18	12	1	29/31	17/28	0	266
Opponents	44	18	20	6	43/43	13/26	0	347

SACKS: Saints 24.0, Opp. 50.0

PASSING	Att	Cmp	Yds	Cmp%	Yds/Att	TD	TD%	Int	Int%	Long	Sk/Yds	Rating
Hargett	210	96	1191	45.7	5.67	6	2.9	5	2.4	49	10/68	63.4
Manning	177	86	1164	48.6	6.58	6	3.4	9	5.1	63t	40/332	60.1
Saints	387	182	2355	47.0	6.09	12	3.1	14	3.6	63t	50/400	61.9
Opponents	333	175	2472	52.6	7.42	20	6.0	20	6.0	84	24/234	71.8





# SAINTS STATISTICS

## 1973

### RECORD: 5-9

### FINISH: 3RD-NFC WEST

Date	W/L	Score	Opponent	Attendance	RUSHING	No	Yds	Avg	LG	TD	PUNT	RET	Ret	FC	Yds	Avg	LG	TD
9/16	L	7-62	Atlanta	66,428	Phillips	198	663	3.3	20	0	Stevens	17	15	171	10.1	37	0	
9/24	L	3-40	at Dallas	52,715	Butler	87	348	4.0	19	1	Winslow	5	3	47	9.4	17	0	
9/30	L	10-14	at Baltimore	52,293	Proffitt	72	274	3.8	22	0	Myers	0	4	0	---	---	0	
10/7	W	21-16	Chicago	56,561	Manning	63	293	4.7	23	2	Saints	22	22	218	9.9	37	0	
10/14	W	19-13	Detroit	57,810	Stevens	45	183	4.1	15	2	Opponents	49	13	587	12.0	84	1	
10/21	L	0-40	at San Francisco	52,881	Lawson	6	23	3.8	11	0								
10/28	W	19-3	Washington	66,315	Scott	9	18	2.0	4	0	KICKOFF	RET	No	Yds	Avg	LG	TD	
11/4	W	13-0	Buffalo	74,770	Davis	3	10	3.3	7	0	Stevens	26	590	22.7	48	0		
11/11	L	7-29	at Los Angeles	70,358	Minor	3	10	3.3	8	0	Proffitt	7	144	20.6	26	0		
11/18	L	14-17	at San Diego	34,848	Myers	1	8	8.0	8	0	Lawson	7	118	16.9	27	0		
11/25	L	13-24	Los Angeles	67,192	Newland	1	6	6.0	6	0	Fink	5	81	16.2	24	0		
12/2	L	10-30	at Green Bay (Mil.)	46,092	Henry Matthews	4	4	1.0	3	0	Jackson	1	0	0.0	0	0		
12/9	W	16-10	San Francisco	62,490	Dunbar	3	3	1.0	13	0	D. Moore	1	14	14.0	14	0		
12/16	L	10-14	at Atlanta	34,147	O'Neal	2	-1	-5	6	0	Saints	47	947	20.1	48	0		
					Saints	497	1842	3.7	23	5	Opponents	33	724	21.9	37	0		

#### TEAM STATISTICS

##### TOTAL FIRST DOWNS

	N.O.	OPP.
Rushing	100	131
Passing	88	119
Penalty	19	21
3rd Down: Made/Att.	61/204	70/194
3rd Down: Pct.	29.9	36.1
4th Down: Made/Att.	0/0	0/1
4th Down: Pct.	0.0	0.0

##### POSSESSION AVG.

	3501	4580
Avg. Per Game	250.1	327.1
Total Plays	872	917
Avg. Per Play	4.0	5.0

##### NET YARDS RUSHING

	1842	2402
Avg. Per Game	131.6	171.6
Total Rushes	497	556

##### NET YARDS PASSING

	1659	2178
Avg. Per Game	118.5	155.6
Sacked/Yards Lost	37/242	24/155

##### GROSS YARDS

	1901	2333
Att./Completions	338/163	337/176
Completion Pct.	48.2	52.2
Had Intercepted	17	16

##### PUNTS/AVERAGE

	81/41.7	63/44.5
NET PUNTING AVG.	81/33.2	63/40.1

##### PENALTIES/YARDS

	58/516	69/751
FUMBLES/BALL LOST	34/17	32/14

##### TOUCHDOWNS

	16	36
Rushing	5	17
Passing	11	15
Returns	0	4

##### Score by Periods

	1	2	3	4	OT	TOT
Saints	27	55	47	34	0	163
Opponents	39	90	100	83	0	312

##### SCORING

	TD	Ru	Pa	Rt	PAT	FG	S	TP
McClard	0	0	0	0	9/9	13/24	0	48
Dunbar	4	0	4	0	0	0	24	
Newland	4	0	4	0	0	0	24	
Feller	0	0	0	0	7/7	4/12	0	19
Butler	3	1	2	0	0	0	18	
Beasley	1	0	1	0	0	0	6	
Manning	2	2	0	0	0	0	12	
Stevens	2	2	0	0	0	0	12	
Saints	16	5	11	0	16/16	17/36	0	163
Opponents	36	17	15	4	35/36	19/34	2	312

##### SACKS: Saints 24.0, Opp. 37.0

#### RECEIVING

	No	Yds	Avg	LG	TD
Beasley	31	280	9.0	15	1
Newland	29	489	16.9	42	4
Dunbar	23	447	19.4	65	4
Phillips	22	169	7.7	34	0
Butler	19	125	6.6	16	2
Brown	11	132	12.0	26	0
Proffitt	11	108	9.8	26	0
Winslow	4	45	11.3	14	0
Stevens	4	39	9.8	14	0
Garrett	2	30	15.0	22	0
Matthews	2	19	9.5	12	0
Abramowicz	2	18	9.0	11	0
Lawson	2	-5	-2.5	4	0
Minor	1	5	5.0	5	0

#### INTERCEPTIONS

	No	Yds	Avg	LG	TD
Jackson	3	40	13.3	23	0
Myers	3	33	11.0	20	0
Merlo	3	25	8.3	16	0
Lee	3	23	7.7	12	0
Owens	1	3	3.0	3	0
Federspiel	1	1	1.0	1	0
Newsome	1	1	1.0	1	0
D. Moore	1	0	0.0	0	0

#### PUNTING

	No	Yds	Avg	Net	TB	I20	LG	B
O'Neal	81	3375	41.7	33.2	5	71	0	0
Saints	81	3375	41.7	33.2	5	71	0	0
Opponents	63	2805	44.5	40.1	3	72	0	0

#### FIELD GOALS

	1-19	20-29	30-39	40-49	50+
McClard	2/2	5/6	4/5	2/10	0/1
Feller	4/5	0/0	0/4	0/3	0/1
Saints	6/7	5/6	4/9	2/13	0/1
Opponents	5/5	6/12	5/8	2/7	1/2

	( )	( )	( )	( )	( )	( )	( )	( )	( )	( )
McClard:	( )	( )	( )	( )	( )	( )	( )	( )	( )	( )
30G, 37G)	(50N, 47N, 42G, 24G)	(41N)	(47N, 49N)	(43N, 37G, 24G)	(25B, 22G)	(45N, 40N, 19G, 20G, 29G)	(11G)			
Feller:	( )	(38N, 17B, 9G)	(45N, 17G)	(39N, 33N, 34N, 41N)	(10G, 18G)	(42N)	( )	( )	( )	( )
Team:	( )	(38N, 17B, 9G)	(45N, 17G)	(39N, 33N, 34N, 41N)	(10G, 18G)	(42N)	(47N, 37N, 35G, 43G, 30G, 37G)	(50N, 47N, 42G, 24G)	(41N)	(47N, 49N)
(43N, 37G, 24G)	(25B, 22G)	(45N, 40N, 19G, 20G, 29G)	(11G)							

	( ) <th>( ) <th>( ) <th>( ) <th>( ) <th>( ) <th>( ) <th>( ) <th>( ) <th>( ) </th></th></th></th></th></th></th></th></th>	( ) <th>( ) <th>( ) <th>( ) <th>( ) <th>( ) <th>( ) <th>( ) <th>( ) </th></th></th></th></th></th></th></th>	( ) <th>( ) <th>( ) <th>( ) <th>( ) <th>( ) <th>( ) <th>( ) </th></th></th></th></th></th></th>	( ) <th>( ) <th>( ) <th>( ) <th>( ) <th>( ) <th>( ) </th></th></th></th></th></th>	( ) <th>( ) <th>( ) <th>( ) <th>( ) <th>( ) </th></th></th></th></th>	( ) <th>( ) <th>( ) <th>( ) <th>( ) </th></th></th></th>	( ) <th>( ) <th>( ) <th>( ) </th></th></th>	( ) <th>( ) <th>( ) </th></th>	( ) <th>( ) </th>	( )
Opponents:	(29N, 44N, 21G, 45G)	(27G)	(27N)	(56N, 17G, 40G, 28G)	(48N, 23N, 34G, 29G)	(54G)	(35G)	( )	(39N, 19G, 11G, 8G)	(46N, 35N, 28G)
(30B, 27N, 20G)	(46N, 14G, 39G, 33G)	(23N, 34G)	(42N, 24B)							

#### 1973 NFC WEST STANDINGS

	Saints Finish: 3rd place			
	W	L	T	Pct.
Los Angeles	12	2	0	.857
Atlanta	9	5	0	.643
New Orleans	5	9	0	.357
San Francisco	5	9	0	.357

	PASSING	Att	Cmp	Yds	Cmp%	Yds/Att	TD	TD%	Int	Int%	Long	Sk/Yds	Rating
Manning	267	140	162	52.4	6.15	10	3.7	12	4.5	65t	28/177	65.2	
Scott	54	18	245	33.3	4.54	1	1.9	3	5.6	42	4/29	31.8	
Davis	17	5	14	29.4	0.82	0	0.0	2	11.8	14	5/36	0.0	
Saints	338	163	1901	48.2	5.62	11	3.3	17	5.0	65t	37/242	55.6	
Opponents	337	176	2333	52.2	6.92	15	4.5	16	4.7	54	24/155	69.5	

# SAINTS STATISTICS

## 1974

### RECORD: 5-9

### FINISH: 3RD-NFC WEST



# HISTORY

Date	W/L	Score	Opponent	Attendance	RUSHING	No	Yds	Avg	LG	TD	PUNT RET	Ret	FC	Yds	Avg	LG	TD	
9/15	L	13-17	San Francisco	65,071	Maxson	165	714	4.3	66t	2	Stevens	37	7	376	10.2	40	0	
9/22	L	0-24	at Los Angeles	64,178	Phillips	174	556	3.2	14	2	Farasopoulos	3	0	36	12.0	18	0	
9/29	W	14-13	Atlanta	62,273	Manning	28	204	7.3	26	1	Jackson	2	0	3	1.5	3	0	
10/6	L	10-24	at Chicago	45,818	Stevens	43	190	4.4	25	1	McNeill	1	0	0	0.0	0	0	
10/13	L	17-33	at Denver	51,831	DeGrenier	33	110	3.3	10	0	Saints	43	7	415	9.7	40	0	
10/20	W	13-3	at Atlanta	47,217	McNeill	22	90	4.1	24	1	Opponents	59	1	906	15.4	72t	2	
10/27	W	14-10	Philadelphia	64,257	Butler	21	74	3.5	10	0								
11/3	L	14-19	at Detroit	43,256	Cipa	12	35	2.9	15	1	KICKOFF RET	No	Yds	Avg	LG	TD		
11/10	L	0-21	Miami	74,387	Seal	2	7	3.5	6t	1	Stevens	33	749	22.7	41	0	0	
11/17	W	20-7	Los Angeles	57,287	Parker	2	2	1.0	6	0	Phillips	7	124	17.7	27	0	0	
11/25	L	7-28	Pittsburgh	71,907	Scott	1	1	1.0	1	0	Coleman	2	13	6.5	9	0	0	
12/1	L	9-29	at Minnesota	44,202	Saints	503	1983	3.9	66t	9	Federspiel	2	20	10.0	12	0	0	
12/8	W	14-0	St. Louis	57,152	Opponents	447	1758	3.9	33	11	Middleton	2	18	9.0	11	0	0	
12/15	L	21-35	at San Francisco	40,418							Butler	1	12	12.0	12	0	0	

### TEAM STATISTICS

TOTAL FIRST DOWNS	233	OPP	226	RUSHING	No	Yds	Avg	LG	TD	PUNT	Ret	FC	Yds	Avg	LG	TD	
Rushing	117	104	Seal	32	466	14.6	42	3	0	Opponents	40	894	22.4	51	0	0	
Passing	91	105	Newland	27	490	18.1	79t	2	0	FIELD GOALS	1-19	20-29	30-39	40-49	50+		
Penalty	25	17	Stevens	13	81	6.2	20	0	0	McClard	0/0	4/6	2/4	1/4	2/2		
3rd Down: Made/Att.	66/191	56/165	Phillips	11	55	5.0	17	0	0	Saints	53	1040	19.6	41	0	0	
3rd Down: Pct.	34.6	33.9	Beasley	5	85	17.0	30	0	0	Opponents	40	894	22.4	52	0	0	
4th Down: Made/Att.	5/9	5/8	McNeill	5	64	12.8	30	0	0								
4th Down: Pct.	55.6	62.5	DeGrenier	4	13	3.3	8	0	0	McClard	0/0	4/6	2/4	1/4	2/2		

### POSSESSION AVG.

TOTAL NET YARDS	3744	3797	Butler	2	3	1.5 <th>2</th> <th>0 <th>0 </th></th>	2	0 <th>0 </th>	0
Avg. Per Game	267.4	271.2	Havrillak	1	23	23.0	23	0	0
Total Plays	929	853	McCullough	1	5	5.0	5	0	0
Avg. Per Play	4.0	4.5	Thomas	1	3	3.0	3	0	0

### NET YARDS RUSHING

NET YARDS RUSHING	1983	1758	Opponents	193	2330	12.1	57	17
Avg. Per Game	141.6	125.6						
Total Rushes	503	447						

### NET YARDS PASSING

NET YARDS PASSING	1761	2039	Jackson <th>4</th> <th>53</th> <th>13.3</th> <th>28 <th>0 </th></th>	4	53	13.3	28 <th>0 </th>	0
Avg. Per Game	125.3	145.6	Schmidt	4	27	6.8	24t	1
Sacked/Yards Lost	37/276	37/291	Myers	3	43	14.3	21	0
Gross Yards	2037	2330	Colman	1	17	17.0	17	0
Att./Completions	389/185	369/193	Fuller	1	16	16.0	16	0
Completion Pct.	47.6	52.3	Farasopoulos	1	14	14.0	14	0
Had Intercepted	21	16	Federspiel	1	9	9.0	9	0

### PUNTS/AVERAGE

PUNTS/AVERAGE	91/141.8	77/142.5 <th>J. Moore</th> <th>1</th> <th>0</th> <th>0.0</th> <th>0</th> <th>0 </th>	J. Moore	1	0	0.0	0	0
NET PUNTING AVG.	91/30.3	77/35.3	Saints	16	179	11.2	28	1
PENALTIES/YARDS	75/598	77/690	Opponents	21	258	12.3	39	2

### FUMBLES/BALL LOST

FUMBLES/BALL LOST	26/12	37/19 <th>Opponents</th> <th>77</th> <th>3274</th> <th>42.5</th> <th>35.3</th> <th>7</th>	Opponents	77	3274	42.5	35.3	7
TOUCHDOWNS	20	34						
Rushing	9	11						
Passing	10	17						
Returns	1	6						

### Score by Periods

Score by Periods	1	2	3	4	OT	TOT
Saints	30	64	34	38	0	166
Opponents	72	89	33	69	0	263

### SCORING

SCORING	TD	Ru	Pa	Rt	PAT	FG	S	TP
McClard	0	0	0	0	19/20	9/16	0	46
Parker	4	0	4	0	0	0	0	24
Seal	4	1	3	0	0	0	0	24
Maxson	3	2	1	0	0	0	0	18
Newland	2	0	2	0	0	0	0	12
Phillips	2	2	0	0	0	0	0	12
Cipa	1	1	0	0	0	0	0	6
Manning	1	1	0	0	0	0	0	6
McNeill	1	1	0	0	0	0	0	6
Schmidt	1	0	0	1	0	0	0	6
Stevens	1	1	0	0	0	0	0	6
Saints	20	9	10	1	19/20	9/16	0	166
Opponents	34	11	17	6	29/31	10/17	0	263

### SACKS: Saints 37.0, Opp. 37.0

### 1974 NFC WEST STANDINGS

Saints Finish: 3rd place				
	W	L	T	Pct.
Los Angeles	10	4	0	71.4
San Francisco	6	8	0	42.9
New Orleans	5	9	0	35.7
Atlanta	3	11	0	21.4

### INTERCEPTIONS

INTERCEPTIONS	No	Yds	Avg	LG	TD
Jackson	4	53	13.3	28	0
Schmidt	4	27	6.8	24t	1
Myers	3	43	14.3	21	0
Colman	1	17	17.0	17	0
Fuller	1	16	16.0	16	0
Farasopoulos	1	14	14.0	14	0
Federspiel	1	9	9.0	9	0
J. Moore	1	0	0.0	0	0

### PUNTING

PUNTING	No	Yds	Avg	Net	TB	I20	LG	B
Blanchard	88	3704	42.1	30.4	7	71	0	0
Gibbs	3	99	33.0	28.3	0	35	0	0
Saints	91	3803	41.8	30.3	7	71	0	0
Opponents	77	3274	42.5	35.3	7	67	0	0

### PASSING

PASSING	Att	Cmp	Yds	Cmp%	Yds/Att	TD	TD%	Int	Int%	Long	Sk/Yds	Rating
Manning	261	134	1429	51.3	5.48	6	2.3	16	6.1	79t	26/172	49.8
Scott	71	31	366	43.7	5.15	4	5.6	4	5.6	36t	6/62	55.3
Cipa	55	20	242	36.4	4.40	0	0.0	0	0.0	30	4/36	50.7
McClard	1	0	0	0.0	0.00	0	0.0	1	100.0	0	0/0	0.0
Parker	1	0	0	0.0	0.00	0	0.0	0	0.0	0	1/6	39.6
Saints	389	185	2037	47.6	5.24	10	2.6	21	5.4	79t	37/276	49.6
Opponents	369	193	2330	52.3	6.31	17	4.6	16	4.3	57	37/291	69.3

# SAINTS STATISTICS

## 1975

### RECORD: 2-12

### FINISH: 4TH-NFC WEST

Date	W/L	Score	Opponent	Attendance	RUSHING	No	Yds	Avg	LG	TD	PUNT	RET	Ret	FC	Yds	Avg	LG	TD
9/21	L	3-41	at Washington	54,414	Strachan	161	668	4.1	21	2	Chapman	17	3	207	12.2	42	0	
9/28	L	0-21	Cincinnati	52,531	Maxson	139	371	2.7	14	3	Schmidt	11	0	76	6.9	17	0	
10/5	L	7-14	at Atlanta	29,444	McNeill	61	206	3.4	17	2	Myers	10	1	70	7.0	16	0	
10/12	W	20-19	Green Bay	51,371	Manning	33	186	5.6	16	1	DeRatt	2	1	17	8.5	10	0	
10/19	L	21-35	at San Francisco	39,990	Jones	42	108	2.6	18	1	Spencer	1	0	0	0.0	0	0	
10/26	L	14-38	at Los Angeles	44,723	Rogers	17	62	3.6	22	0	Saints	41	5	370	9.0	42	1	
11/2	W	23-7	Atlanta	49,342	Baker	1	21	21.0	21	0	Opponents	61	0	675	11.1	65t	1	
11/9	L	10-48	at Oakland	51,267	Seal	1	10	10.0	10	0								
11/16	L	7-20	Minnesota	52,765	Burton	2	8	4.0	5	0	KICKOFF RET	No	Yds	Avg	LG	TD		
11/23	L	6-16	San Francisco	40,328	Cipa	6	2	0.3	3	0	Chapman	28	614	21.9	36	0		
11/30	L	16-17	at Cleveland	44,753	Saints	463	1642	3.5	22	9	McNeill	10	276	27.6	88	0		
12/7	L	7-14	Los Angeles	39,358	Opponents	507	1930	3.8	54t	15	Maxson	6	103	17.2	24	0		
12/14	L	14-28	at New York Giants	40,150							Rogers	6	98	16.3	19	0		
12/21	L	17-42	Chicago	33,371	RECEIVING	No	Yds	Avg	LG	TD	Spencer	5	68	13.6	19	0		

#### TEAM STATISTICS

TEAM STATISTICS	N.O.	O.P.
<b>TOTAL FIRST DOWNS</b>	<b>215</b>	<b>251</b>
Rushing	109	105
Passing	82	125
Penalty	24	21
3rd Down: Made/Att.	74/215	92/207
3rd Down: Pct.	34.4	44.4
4th Down: Made/Att.	0/0	0/0
4th Down: Pct.	0.0	0.0
<b>POSSESSION AVG.</b>	<b>3187</b>	<b>4317</b>
<b>TOTAL NET YARDS</b>	<b>227.6</b>	<b>308.4</b>
Avg. Per Game	908	889
Total Plays	3.5	4.9
Avg. Per Play	1642	1930
<b>NET YARDS RUSHING</b>	<b>117.3</b>	<b>137.9</b>
Avg. Per Game	463	507
Total Rushes	1545	2387
<b>NET YARDS PASSING</b>	<b>110.4</b>	<b>170.5</b>
Avg. Per Game	534/16	28/200
Sacked/Yards Lost	1961	2587
Gross Yards	392/181	354/206
Att./Completions	46.2	58.2
Completion Pct.	24	16
Had Intercepted	92/41.0	75/42.7
<b>PUNTS/AVERAGE</b>	<b>92/32.3</b>	<b>75/34.9</b>
<b>NET PUNTING AVG.</b>	<b>71/527</b>	<b>77/726</b>
<b>PENALTIES/YARDS</b>	<b>33/16</b>	<b>43/23</b>
<b>FOUMBLES/BALL LOST</b>	<b>19</b>	<b>48</b>
<b>TOUCHDOWNS</b>	<b>9</b>	<b>15</b>
Rushing	8	25
Passing	2	8
Returns		

Score by Periods	1	2	3	4	OT	TOT
Saints	16	48	40	61	0	165
Opponents	97	97	60	106	0	360

SCORING	TD	Ru	Pa	Rt	PAT	FG	S	TP
Szaro	0	0	0	0	17/17	10/16	0	47
McNeill	4	2	2	0			0	24
Maxson	3	3	0	0			0	18
Burton	2	0	2	0			0	12
Parker	2	0	2	0			0	12
Strachan	2	0	0	0			0	12
Chambers	1	0	0	1			0	6
Herrmann	1	0	1	0			0	6
Jones	1	1	0	0			0	6
Manning	1	1	0	0			0	6
Myers	1	0	0	1			0	6
Seal	1	0	1	0			0	6
McClard	0	0	0	1/1	1/5	0	4	
Saints	19	9	8	2	18/18	11/21	0	165
Opponents	48	15	25	8	44/48	8/12	2	360

SACKS: Saints 28.0, Opp. 53.0

PASSING	Att	Cmp	Yds	Cmp%	Yds/Att	TD	TD%	Int	Int%	Long	St/Yds	Rating
Manning	338	159	1683	47.0	4.98	7	2.1	20	5.9	71t	49/390	44.3
Cipa	37	14	182	37.8	4.92	1	2.7	3	8.1	28	3/14	29.3
Scott	17	8	96	47.1	5.65	0	0.0	1	5.9	33	1/12	40.3
Saints	392	181	1961	46.2	5.00	8	2.0	24	6.1	71t	53/416	42.7
Opponents	354	206	2587	58.2	7.31	25	7.1	16	4.5	60t	28/200	85.7

FIELD GOALS	1-19	20-29	30-39	40-49	50+
Szaro	1/1	4/4	3/4	1/5	1/2
McClard	0/0	0/1	0/2	1/2	0/0
Saints	1/1	4/5	3/6	2/7	1/2
Opponents	0/0	1/2	5/7	2/3	0/0

1975 NFC WEST STANDINGS	W	L	T	Pct.
Los Angeles	12	2	0	85.7
San Francisco	5	9	0	35.7
Atlanta	4	10	0	28.6
New Orleans	2	12	0	14.3

# SAINTS STATISTICS

## 1976

### RECORD: 4-10

### FINISH: 3RD-NFC WEST



# HISTORY

Date	W/L	Score	Opponent	Attendance	SCORING	TD	Ru	Pa	RT	PAT	FG	S	TP	PUNTING	No	Yds	Avg	Net	TB	IQ	LG	B	
9/12	L	9-40	Minnesota	58,156	Szaro	0	0	0	0	25/29	18/23	0	79	Blanchard	101	3974	39.3	31.0	5	14	63	0	
9/19	L	6-24	Dallas	61,413	Galbreath	8	7	1	0	0	0	0	48	Saints	101	3974	39.3	31.0	5	14	63	0	
9/26	W	27-17	at Kansas City	53,918	Childs	4	1	3	0	0	0	0	24	Opponents	88	3469	39.4	32.9	10	16	67	1	
10/3	L	26-31	Houston	51,973	Burton	2	2	0	0	0	0	0	12										
10/10	W	30-0	Atlanta	51,521	Douglass	2	2	0	0	0	0	0	12	PUNT RET	Ret	FC	Yds	Avg	LG	TD			
10/17	L	3-33	at San Francisco	43,160	Merlo	2	0	0	2	0	0	0	12	Althas	35	10	332	9.5	67	0			
10/24	L	10-16	Los Angeles	51,984	Muncie	2	2	0	0	0	0	0	12	Galbreath	2	0	8	4.0	4	0			
10/31	L	20-23	at Atlanta	34,127	Strachan	2	2	0	0	0	0	0	12	McQuay	2	0	5	2.5	11	0			
11/7	L	27-32	at Green Bay (Mil.)	52,936	Capone	1	0	0	1	0	0	0	6	Myers	2	0	22	11.0	11	0			
11/14	W	17-16	Detroit	42,048	Maxson	1	1	0	0	0	0	0	6	Crist	1	2	8	8.0	8	0			
11/21	W	51-27	at Seattle	61,865	Myers	1	0	0	1	0	0	0	6	Owens	0	2	0	0	0	0			
11/28	L	14-33	at Los Angeles	54,906	Owens	1	0	1	0	0	0	0	6	Saints	42	14	375	8.9	67	0			
12/5	L	6-27	at New England	53,592	Price	1	0	0	1	0	0	0	6	Opponents	64	10	742	11.6	60t	1			
12/12	L	7-27	San Francisco	42,536	Scott	1	1	0	0	0	0	0	6										
					Thaxton	1	0	1	0	0	0	0	6	KICKOFF RET	No	Yds	Avg	LG	TD				
<b>TEAM STATISTICS</b>			N.O.	OPP.	Saints	29	16	8	5	25/29	18/23	0	253	Galbreath	20	399	20.0	32	0				
<b>TOTAL FIRST DOWNS</b>			226	275	Opponents	44	22	18	4	36/44	14/17	2	346	Maxson	11	191	17.4	28	0				
Rushing			92	129	SACKS: Saints 39.0, Opp. 51.0									McQuay	8	151	18.9	28	0				
Passing			111	121										Thaxton	8	185	23.1	41	0				
Penalty			23	25	<b>RUSHING</b>	No	Yds	Avg	LG	TD				Chapman	3	63	21.0	26	0				
3rd Down: Made/Att.			63/210	81/214	Muncie	149	659	4.4	51	2				Muncie	3	69	23.0	28	0				
3rd Down: Pct.			29.0	37.9	Galbreath	136	570	4.2	74t	7				Althas	2	68	34.0	39	0				
4th Down: Made/Att.			2/2	0/0	Strachan	66	258	3.9	31	2				Capone	2	0	0.0	0	0				
4th Down: Pct.			100.0	0.0	Maxson	34	120	3.5	16	1				Schumacher	2	17	8.5	14	0				
<b>POSSESSION AVG.</b>					Douglass	21	92	4.4	19	2				Childs	1	6	6.0	6	0				
<b>TOTAL NET YARDS</b>			3759	4491	Scott	12	48	4.0	13	1				Hart	1	12	12.0	12	0				
Avg. Per Game			268.5	320.8	K. Jones	6	21	3.5	10	0				K. Jones	1	12	12.0	12	0				
Total Plays			885	960	Childs	1	16	16.0	16t	1				Saints	62	1173	18.9	41	0				
Avg. Per Play			4.2	4.7	A. Jones	1	2	2.0	2	0				Opponents	54	1359	25.2	45	0				
<b>NET YARDS RUSHING</b>			1775	2289	Burton	3	-4	-1.3	4	0													
Avg. Per Game			126.8	163.5	Seal	2	-7	-3.5	-1	0				<b>FIELD GOALS</b>	1-19	20-29	30-39	40-49	50+				
Total Rushes			431	554	Saints	431	1775	4.1	74t	16				Szaro	1/1	8/8	4/5	4/7	1/2				
<b>NET YARDS PASSING</b>			1984	2202	Opponents	554	2289	4.1	38	22				Saints	1/1	8/8	4/5	4/7	1/2				
Avg. Per Game			141.7	157.3										Opponents	1/1	5/5	5/6	3/4	0/1				
Sacked/Yards Lost			51/369	39/312	<b>RECEIVING</b>	No	Yds	Avg	LG	TD													
Gross Yards			2353	2514	Galbreath	54	420	7.8	35	1				Szaro:	(45G) (55N) (26G, 46N, 27G) (20G, 26G,								
Att./Completions			403/206	367/200	Herrmann	34	535	15.7	57	0				43G, 26G) (18G) (46G) (22G) ( ) (30G, 32G) (37G,									
Completion Pct.			51.1	54.5	Muncie	31	272	8.8	33	0				48N) (46G, 36G, 21G) ( ) (50G, 47N, 29G) (37N)									
Had Intercepted			14	12	Childs	26	349	13.4	46t	3				Opponents:	(24G, 35G) (25G) (51N, 27G) (31G)								
<b>PUNTS/AVERAGE</b>			101/39.3	88/39.4	Burton	18	297	16.5	69t	2				( ) (19G, 31G) (49G) ( ) (38G, 32N) (43G) ( ) (33G,									
<b>NET PUNTING AVG.</b>			101/31.0	88/32.9	Owens	12	241	20.1	74	1				25G) (43N) (45G, 23G)									
<b>PENALTIES/YARDS</b>			103/901	105/883	Seal	9	72	8.0	15	0													
<b>FUMBLES/BALL LOST</b>			32/18	38/27	Thaxton	7	112	16.0	25t	1													
<b>TOUCHDOWNS</b>			29	44	Maxson	7	21	3.0	14	0													
Rushing			16	22	Strachan	6	22	3.7	14	0													
Passing			8	18	K. Jones	1	14	14.0	14	0													
Returns			5	4	Douglass	1	-2	-2.0	-2	0													
<b>Score by Periods</b>			1	2	3	4	OT	TD															
Saints			23	83	75	72	0	253															
Opponents			69	116	69	92	0	346															
<b>INTERCEPTIONS</b>					No	Yds	Avg	LG	TD														
					Merlo	4	142	35.5	83t	2													
					Althas	2	22	11.0	22	0													
					Jackson	2	5	2.5	5	0													
					Price	1	23	23.0	23t	1													
					Crist	1	20	20.0	20	0													
					Myers	1	0	0.0	0	0													
					Spencer	1	0	0.0	0	0													
					Saints	12	212	17.7	83t	3													
					Opponents	14	140	10.0	32	1													

### 1976 NFC WEST STANDINGS

Saints Finish: 3rd place			
	W	L	T
Los Angeles	10	3	1
San Francisco	8	6	0
New Orleans	4	10	0
Atlanta	4	10	0
Seattle	2	12	0

PASSING	Att	Cmp	Yds	Cmp%	Yds/Att	TD	TD%	Int	Int%	Long	Sk/Yds	Rating
Douglass	213	103	1288	48.4	6.05	4	1.9	8	3.8	74	26/189	58.2
Scott	190	103	1065	54.2	5.61	4	2.1	6	3.2	60t	24/162	64.5
Blanchard	0	0	0	—	—	0	—	0	—	—	1/18	—
Saints	403	206	2353	51.1	5.84	8	2.0	14	3.5	74	51/369	61.2
Opponents	367	200	2514	54.5	6.85	18	4.9	12	3.3	55t	39/312	78.8



# SAINTS STATISTICS

## 1977

### RECORD: 3-11

### FINISH: 4TH-NFC WEST

Date	W/L	Score	Opponent	Attendance	SCORING	TD	Ru	Pa	Rt	PAT	FG	S	TP	INTERCEPTIONS	No	Yds	Avg	LG	TD			
9/18	L	20-24	Green Bay	56,250	Childs	9	0	9	0		0	54		Crist	4	6	1.5	6	0			
9/25	L	19-23	at Detroit	51,548	Szaro	0	0	0	0	29/31	5/12	0	44	Merlo	1	57	57.0	57	1			
10/2	W	42-24	at Chicago	51,488	Muncie	7	6	1	0		0	42		Chapman	1	16	16.0	16	0			
10/9	L	0-14	San Diego	53,942	Manning	5	5	0	0		0	30		Hughes	1	2	2.0	2	0			
10/16	L	7-14	at Los Angeles	46,045	Galbreath	3	3	0	0		0	18		Myers	1	2	2.0	2	0			
10/23	L	31-49	at St. Louis	46,417	Chapman	1	0	1	0		0	6		Jackson	1	0	0.0	0	0			
10/30	W	27-26	Los Angeles	59,023	Gilliam	1	0	1	0		0	6		Marsalis	1	0	0.0	0	0			
11/6	L	7-28	at Philadelphia	53,482	Grooms	1	0	1	0		0	6		Saints	10	83	8.3	57	1			
11/13	Lot	7-10	San Francisco	41,564	Merlo	1	0	1	0		0	6		Opponents	21	392	18.7	72	4			
11/20	W	21-20	Atlanta	43,135	Myers	1	0	1	0		0	6										
11/27	L	17-20	at San Francisco	33,702	Pollard	1	0	1	0		0	6		PUNTING	No <td>Yds <td>Avg <td>Net</td> <td>TB</td> <td>I20</td> <td>LG</td> <td>B</td> </td></td>	Yds <td>Avg <td>Net</td> <td>TB</td> <td>I20</td> <td>LG</td> <td>B</td> </td>	Avg <td>Net</td> <td>TB</td> <td>I20</td> <td>LG</td> <td>B</td>	Net	TB	I20	LG	B
12/4	L	13-16	New York Jets	40,464	Thaxton	1	0	1	0		0	6		Blanchard	82	3474	42.4	31.5	11	11	66	2
12/11	L	14-33	Tampa Bay	40,124	Saints	31	14	13	4	29/31	5/12	1	232	Scott	3	95	31.7	31.7	0	0	34	0
12/18	L	7-35	at Atlanta	36,895	Opponents	42	21	15	6	39/41	15/24	0	336	Saints	75	2909	38.8	31.6	11	11	66	2
					SACKS: Saints 27.0, Opp. 46.0									Opponents	75	2909	38.8	32.9	8	15	54	1

TEAM STATISTICS		N.O.	OPP.		RUSHING					PUNT RET							
TOTAL FIRST DOWNS		223	272		No	Yds	Avg	LG	TD	PUNT RET	Ret	FC	Yds	Avg	LG	TD	
Rushing		115	153		201	811	4.0	36	6	Mauti	37	10	281	7.6	33	0	
Passing		96	103		Galbreath	168	644	3.8	26	3	Saints	37	10	281	7.6	33	0
Penalty		12	16		Strachan	55	271	4.9	18	0	Opponents	51	9	604	11.8	88	2
3rd Down: Made/Att.		71/201	89/215		Manning	39	270	6.9	27	5							
3rd Down: Pct.		35.3	41.4		Douglass	2	23	11.5	20	0	KICKOFF RET	No	Yds <td>Avg <td>LG <td>TD</td> </td></td>	Avg <td>LG <td>TD</td> </td>	LG <td>TD</td>	TD	
4th Down: Made/Att.		0/0	0/0		Kim Jones	8	23	2.9	8	0	Mauti	27	609	22.6	39	0	
4th Down: Pct.		0.0	0.0		Scott	4	11	2.8	9	0	Chapman	15	385	25.7	92	1	
POSSSESSION AVG.		27-33	32-27		Thaxton	1	-3	-3.0	-3	0	Willis	8	148	18.5	27	0	
TOTAL NET YARDS		3597	4622		Boykin	5	-9	-1.8	4	0	Boykin	5	76	15.2	24	0	
Avg. Per Game		256.9	330.1		Herrmann	1	-17	-17.0	-17	0	Campbell	2	33	16.5	20	0	
Total Plays		851	940		Saints	484	2024	4.2	36	14	Kim Jones	2	23	11.5	13	0	
Avg. Per Play		4.2	4.9		Opponents	623	2729	4.4	80	21	Kingree	2	21	10.5	21	0	

NET YARDS RUSHING		2024	2729		RECEIVING					FIELD GOALS						
Avg. Per Game		144.6	194.9		No	Yds	Avg	LG	TD	1-19	20-29	30-39	40-49	50+		
Total Rushes		484	623		Galbreath	41	265	6.5	30	0	Mauti	27	609	22.6	39	0
NET YARDS PASSING		1573	1893		Childs	33	518	15.7	59	9	Saints	63	1355	21.5	92	1
Avg. Per Game		112.4	135.2		Herrmann	32	408	12.8	39	0	Opponents	45	1075	23.9	60	0
Sacked/Yards Lost		46/360	27/234		Muncie	21	248	11.8	35	1	Muncie	1	19	19.0	19	0
Gross Yards		1933	2127		Thaxton	14	211	15.1	41	1	Szaro	0/0	3/4	2/3	0/2	0/3
Att./Completions		321/166	290/154		Gilliam	11	133	12.1	23	1	Szaro	0/0	3/4	2/3	0/2	0/3
Completion Pct.		51.7	53.1		Mauti	4	71	17.8	23	0	Saints	0/0	3/4	2/3	0/2	0/3
Had Intercepted		21	10		Strachan	3	26	8.7	10	0	Opponents	1/2	5/7	3/6	6/6	0/3

PUNTS/PUNTING		87/41.0	75/38.8		NET YARDS PASSING					PUNTS/PUNTING				
Avg. Per Game		6.1	5.8		No	Yds	Avg	LG	TD	1-19	20-29	30-39	40-49	50+
NET PUNTING AVG.		87/31.6	75/32.9		Burton	1	13	13.0	13	0	Szaro: ( ) (26G) (52N) ( ) (44N) (51N, 22G) (23G), (50N, 42N, 31G) ( ) (30N) ( ) (30G) ( ) ( ) (29N)			
PENALTIES/YARDS		86/794	104/972		Kim Jones	1	9	9.0	9	0	Opponents: (19G) (37N, 43G) (21G) ( ) (29N)			
FUMBLES/BALL LOST		20/11	29/15		Parker	1	7	7.0	7	0	(30N) (36G, 27G, 52N) ( ) (24N, 50N, 33G) (31G), (40G, 40G, 51N, 42G) (19N, 48G, 29G, 27G) (33N, 40G, 25G) ( )			
TOUCHDOWNS		31	42		Grooms	1	3	3.0	3	1	Opponents: (19G) (37N, 43G) (21G) ( ) (29N)			
Rushing		14	21		Saints	166	1933	11.6	59	13	(30N) (36G, 27G, 52N) ( ) (24N, 50N, 33G) (31G), (40G, 40G, 51N, 42G) (19N, 48G, 29G, 27G) (33N, 40G, 25G) ( )			
Passing		13	15		Opponents	154	2127	13.8	58	15	Opponents: (19G) (37N, 43G) (21G) ( ) (29N)			
Returns		4	6											

Score by Periods					1977 NFC WEST STANDINGS					
S	H	A	T	O	Saints Finish: 4th place					
Score	1	2	3	4	OT	W	L	T	Pct.	
Saints	20	105	38	69	0	232	10	4	0	714
Opponents	69	111	62	91	3	336	7	7	0	500
							5	9	0	357
							3	11	0	214

PASSING	Att	Cmp	Yds	Cmp%	Yds/Att	TD	TD%	Int	Int%	Long	Sk/Yds	Rating
Manning	205	113	1284	55.1	6.26	8	3.9	9	4.4	59t	36/288	68.8
Scott	82	36	516	43.9	6.29	3	3.7	8	9.8	53t	5/43	37.5
Douglass	31	16	130	51.6	4.19	1	3.2	3	9.7	31	5/29	33.7
Blanchard	3	1	3	33.3	1.00	1	33.3	1	33.3	3t	0/0	42.4
Saints	321	166	1933	51.7	6.02	13	4.0	21	6.5	59t	46/360	56.5
Opponents	290	154	2127	53.1	7.33	15	5.2	10	3.4	58	27/234	79.8





# SAINTS STATISTICS

## 1980

### RECORD: 1-15

### FINISH: 4TH-NFC WEST



# HISTORY

Date	W/L	Score	Opponent	Attendance	SCORING	TD	Ra	Pa	Rt	PAT	FG	S	TP	PUNTING	No	Yds	Avg	Net	TB	LG	LB	B
9/7	L	23-26	San Francisco	58,621	Ricardo	0	0	0	31/34	10/17	0	61	Ernieben	89	3499	39.3	33.1	3	23	57	0	
9/14	L	3-22	at Chicago	62,523	Chandler	6	0	6	0	0	0	36	Saints	89	3499	39.3	33.1	3	23	57	0	
9/21	L	26-35	Buffalo	51,154	Childs	6	0	6	0	0	0	36	Opponents	64	2466	38.5	34.2	5	20	57	2	
9/28	L	16-21	at Miami	40,946	Ik. Harris	6	0	6	0	0	0	36										
10/5	L	7-40	St. Louis	45,388	Galbreath	5	3	2	0	0	0	30	PUNT RET	Ret	FC	Yds	Avg	LG	TD			
10/12	L	13-24	at Detroit	78,147	Holmes	3	2	1	0	0	0	18	Mauti	11	5	111	10.1	18	0			
10/19	L	14-41	Atlanta	62,651	Rogers	3	1	2	0	0	0	18	Chandler	8	6	36	4.5	11	0			
10/26	L	14-22	at Washington	51,375	Muncie	2	2	0	0	0	0	12	Waymer	3	0	29	9.7	14	0			
11/2	L	31-45	at Los Angeles	59,909	Williams	2	0	2	0	0	0	12	Myers	0	1	0	---	---	0			
11/9	L	21-34	Philadelphia	44,340	Wilson	2	1	0	0	0	0	12	Saints	22	12	176	8.0	18	0			
11/16	L	13-31	at Atlanta	53,871	Ernieben	0	0	0	2/2	2/5	0	6	Opponents	48	20	490	10.2	57	1			
11/24	L	7-27	Los Angeles	53,488	Price	1	0	1	0	0	0	6										
11/30	L	20-23	Minnesota	30,836	Reese	1	0	1	0	0	0	6	KICKOFF RET	No	Yds	Avg	LG	TD				
12/7	Lot	35-38	at San Francisco	37,949	Saints	37	9	26	2	33/36	12/22	0	29	Rogers	41	930	22.7	88	0			
12/14	W	21-20	at New York Jets	38,077	Opponents	60	28	31	1	56/60	23/31	1	48	Mauti	31	798	25.7	52	0			
12/21	L	27-38	New England	38,277	SACKS: Saints 27.0, Opp. 46.0									Wilson	6	159	17.7	27	0			
														Galbreath	6	86	14.3	20	0			
														Holloway	1	0	0.0	0	0			

#### TEAM STATISTICS

TOTAL FIRST DOWNS	285
Rushing	80
Passing	183
Penalty	22
3rd Down: Made/Att.	65/203
3rd Down Pct.	32.0
4th Down: Made/Att.	0/1
4th Down Pct.	0.0

#### POSESSION AVG.

Total Plays	960
Avg. Per Play	5.2

#### NET YARDS RUSHING

Avg. Per Game	85.1
Total Rushes	348

#### NET YARDS PASSING

Avg. Per Game	228.0
Sacked/Yards Lost	46/362
Gross Yards	4010
Att./Completions	566/334
Completion Pct.	59.0
Had Intercepted	22

#### PUNTS/AVERAGE

NET PUNTING AVG.	89/33.1
------------------	---------

#### PENALTIES/YARDS

FUMBLES/BALL LOST	28/13
-------------------	-------

#### TOUCHDOWNS

Rushing	9
Passing	26
Returns	2

#### Score by Periods

Score	1	2	3	4	OT	TOT
Saints	55	90	71	75	0	291
Opponents	67	151	108	158	3	487

#### OPP. RUSHING

No	Yds	Avg	LG	TD
Rogers	80	366	4.6	24
Galbreath	81	308	3.8	26
Wilson	63	188	3.0	15
Muncie	40	168	4.2	24
Manning	23	166	7.2	24
Holmes	38	119	3.1	20
Strachan	20	41	2.1	10
Chandler	1	9	9.0	9
Mauti	1	2	2.0	2
Banks	1	-5	-5.0	-5
Saints	348	1362	3.9	26
Opponents	630	3106	4.9	69

#### RECEIVING

No	Yds	Avg	LG	TD
Chandler	65	975	15.0	50
Galbreath	57	470	8.2	21
Ik. Harris	37	692	18.7	44
Childs	34	463	13.6	30
Wilson	31	241	7.8	42
Holmes	29	226	7.8	16
Rogers	27	267	9.9	43
Williams	26	351	13.5	56
Hardy	13	197	15.2	44
Muncie	7	25	3.6	8
Strachan	5	60	12.0	23
T. Owens	1	26	26.0	26
Mauti	1	10	10.0	10
Banks	1	7	7.0	7
Saints	334	4010	12.0	56
Opponents	255	3341	13.1	71

#### INTERCEPTIONS

No	Yds	Avg	LG	TD
Myers	5	96	19.2	48
Brown	2	31	15.5	29
Marshall	2	17	8.5	17
Grooms	1	37	37.0	37
Mathis	1	15	15.0	15
Kovach	1	0	0.0	0
Saints	12	196	16.3	48
Opponents	22	217	9.9	34

#### FIELD GOALS

1-19	20-29	30-39	40-49	50+
Ricardo	0/0	1/2	6/6	3/8
Ernieben	0/0	1/1	1/4	0/0
Saints	0/0	2/3	7/10	3/8
Opponents	2/2	7/8	11/12	13

#### 1980 NFC WEST STANDINGS

Saints Finish: 4th place				
	W	L	T	Pct.
Atlanta	12	4	0	750
Los Angeles	11	5	0	687
San Francisco	6	10	0	375
New Orleans	1	15	0	263

#### 1980 NFC WEST STANDINGS

Opponents	(30N, 37G, 34N)	(26G, 35N)	(1) (1)
(1) (46G, 22G) (43N)	(1) (46G, 22G) (43N)	(1) (46G, 22G) (43N)	(1) (46G, 22G) (43N)
(1) (47N, 36G) (49N, 51N)	(1) (47N, 36G) (49N, 51N)	(1) (47N, 36G) (49N, 51N)	(1) (47N, 36G) (49N, 51N)
(1) (30G, 38G)	(1) (30G, 38G)	(1) (30G, 38G)	(1) (30G, 38G)

#### 1980 NFC WEST STANDINGS

Opponents	(37G, 38G)	(37G, 34G, 38N)	(51B) (1)
(25G, 36G) (44N, 31G)	(1) (50G, 28G, 35G, 50N,	(25G, 36G) (44N, 31G)	(1) (50G, 28G, 35G, 50N,
(23G, 19G) (28G) (36G) (43N, 26G, 47G) (22G)	(23G, 19G) (28G) (36G) (43N, 26G, 47G) (22G)	(23G, 19G) (28G) (36G) (43N, 26G, 47G) (22G)	(23G, 19G) (28G) (36G) (43N, 26G, 47G) (22G)

PASSING	Att	Cmp	Yds	Cmp%	Yds/Att	TD	TD%	Int	Int%	Long	Sk/Yds	Rating
Manning	509	309	3716	60.7	7.30	23	4.5	20	3.9	56	41/311	81.8
Scott	33	16	200	48.5	6.06	2	6.1	1	3.0	41	4/41	75.3
Benjamin	17	7	28	41.2	1.65	0	0.0	1	5.9	17	0/0	24.4
Holmes	3	1	23	33.3	7.67	1	33.3	0	0.0	23	0/0	101.4
Galbreath	2	0	0	0.0	0.00	0	0.0	0	0.0	0	0/0	39.6
Chandler	1	1	43	100.0	43.00	0	0.0	0	0.0	43	1/10	118.8
Ernieben	1	0	0	0.0	0.00	0	0.0	0	0.0	0	0/0	39.6
Saints	566	334	4010	59.0	7.08	26	4.6	22	3.9	56	46/362	79.9
Opponents	445	255	3341	57.3	7.51	31	7.0	12	2.7	71	27/229	93.1



# SAINTS STATISTICS

## 1981

### RECORD: 4-12

### FINISH: 4TH-NFC WEST

Date	W/L	Score	Opponent	Attendance	SCORING	TD	Ru	Pa	Rt	PAT	FG	S	TP	INTERCEPTIONS	No	Yds	Avg	LG	TD			
9/6	L	0-27	at Atlanta	57,406	G. Rogers	13	13	0	0	0	0	0	78	Waymer	4	54	13.5	31	0			
9/13	W	23-17	Los Angeles	62,063	Ricardo	0	0	0	0	24/24	13/25	0	63	Wattelet	3	16	5.3	16	0			
9/20	L	7-20	at San Francisco	69,814	W. Wilson	5	1	4	0	0	0	0	30	Myers	2	70	35.0	54	0			
9/27	L	14-21	at San Francisco	44,433	Holmes	2	2	0	0	0	0	0	12	Ray	1	33	33.0	33	0			
10/4	L	6-20	Pittsburgh	64,578	Chandler	1	0	1	0	0	0	0	6	Nairne	1	18	18.0	18	0			
10/11	L	14-31	Philadelphia	52,728	Groth	1	0	1	0	0	0	0	6	Kovach	1	13	13.0	13	0			
10/18	L	17-20	at Cleveland	76,059	Hardy	1	0	1	0	0	0	0	6	Redd	1	7	7.0	7	0			
10/25	W	17-7	Cincinnati	46,336	Merkens	1	0	1	0	0	0	0	6	Bordelon	1	3	3.0	3	0			
11/1	L	10-41	Atlanta	63,637	Saints	24	16	8	0	24/24	13/25	0	207	Gary	1	0	0.0	0	0			
11/8	W	21-13	at Los Angeles	61,068	Opponents	46	17	26	3	44/44	19/25	0	378	Poe	1	0	0.0	0	0			
11/15	L	10-20	at Minnesota	45,215	SACKS: Saints 27.0, Opp. 41.0									Spivey	1	0	0.0	0	0			
11/22	W	27-24	at Houston	49,581										Saints	17	214	12.6	54	0			
11/29	L	14-31	Tampa Bay	46,923	RUSHING	No	Yds	Avg	LG	TD				Opponents	27	479	17.7	53	1			
12/6	L	3-30	at St. Louis	45,923	G. Rogers	378	1674	4.4	79t	13												
12/13	L	7-35	Green Bay	45,518	Holmes	58	194	3.3	11	2				PUNTING	No	Yds	Avg	Net	TB	I20	LG	B
12/20	L	17-21	San Francisco	43,639	Tyler	36	183	5.1	42	0				Erleben	66	2672	40.5	34.4	6	11	60	0
					W. Wilson	44	137	3.1	13	1				Saints	66	2672	40.5	34.4	6	11	60	0
					J. Rogers	9	37	4.1	15	0				Opponents	69	3045	44.1	35.6	8	11	61	0

#### TEAM STATISTICS

#### TOTAL FIRST DOWNS

Rushing	126	303
Passing	124	127
Penalty	30	15
3rd Down: Made/Att.	91/225	94/209
3rd Down Pct.	40.4	45.0
4th Down: Made/Att.	0/0	0/0
4th Down Pct.	0.0	0.0

#### POSSESSION AVG.

Total Plays	1028	1002
Avg. Per Play	4.6	5.2

#### NET YARDS RUSHING

Avg. Per Game	142.9	119.8
Total Rushes	546	504

#### NET YARDS PASSING

Avg. Per Game	151.2	208.6
Sacked/Yards Lost	41/359	27/241
Gross Yards	2778	3578

#### PUNTS/AVERAGE

Att./Completions	441/238	471/287
Completion Pct.	54.0	60.9
Had Intercepted	27	17

#### PUNTS/AVERAGE

66/40.5	69/44.1	
NET PUNTING AVG.	66/34.4	69/35.6

#### PENALTIES/YARDS

109/909	118/1089
---------	----------

#### FUMBLE/BALL LOST

40/20	31/17
-------	-------

#### TOUCHDOWNS

Rushing	16	17
Passing	8	26
Returns	0	3

#### Score by Periods

Saints	51	57	44	55	0	207
Opponents	79	117	72	110	0	378

#### RECEIVING

No	Yds	Avg	LG	TD
38	206	5.4	19	0
31	384	12.4	55	4
29	458	15.8	50	1
23	275	12.0	27	1
23	135	5.9	18	0
20	380	19.0	34	1
17	285	16.8	39	1
16	126	7.9	25	0
6	81	13.5	26	0
8	72	9.0	15	0
7	143	20.4	34	0
7	108	15.4	31	0
5	50	10.0	13	0
2	33	16.5	20	0
2	18	9.0	12	0
2	12	6.0	9	0
1	7	7.0	7	0
1	5	5.0	5	0
238	2778	11.7	55	8
287	3578	12.5	60t	26

#### KICKOFF RET

No	Yds	Avg	LG	TD
31	722	23.3	57	0
28	621	22.2	44	0
3	50	16.7	21	0
6	65	10.7	29	0
2	18	9.0	12	0
2	38	19.0	20	0
1	9	9.0	9	0
70	1523	21.8	57	0
50	966	19.3	40	0

#### FIELD GOALS

1-19	20-29	30-39	40-49	50+
0	5/5	3/9	5/10	0/1
0	5/5	3/9	5/10	0/1
2/2	7/7	3/5	5/7	2/4

#### Ricardo: (36B) (45G, 46G, 34G) ( ) ( ) (26G, 33G)

#### ( ) (49N, 21G, 32B, 37N) (48N, 38G) (28G, 51N)

#### (32N, 35N) (24G) (41B, 46G, 42G) (44N) (44G, 37N,

#### 48N) ( ) (27G)

#### Opponents: (37N) (40G) (52N, 20G, 55G, 46N,

#### 56N) ( ) (25G, 43G) (22G, 38N, 49N) (34G, 19G)

#### ( ) (25G, 22G) (44G, 24G) (35G, 19G) (49G) (51G)

#### (41G, 31G, 24G) ( ) ( )

#### 1981 NFC WEST STANDINGS

#### Saints Finish: 4th place

	W	L	T	Pct.
San Francisco	13	3	0	.813
Atlanta	7	9	0	.438
Los Angeles	6	10	0	.375
New Orleans	4	12	0	.250

PASSING	Att	Cmp	Yds	Cmp%	Yds/Att	TD	TD%	Int	Int%	Long	Sk/Yds	Rating
Manning	232	134	1447	57.8	6.24	5	2.2	11	4.7	55	21/164	63.6
D. Wilson	159	82	1058	51.6	6.65	1	0.6	11	6.9	50	12/121	46.1
Scott	46	20	245	43.5	5.33	1	2.2	5	10.9	31	7/72	28.2
Merkens	2	1	20	50.0	10.00	0	0.0	0	0.0	20	1/2	85.4
Myers	2	1	8	50.0	4.00	1	50.0	0	0.0	8t	0/0	100.0
Saints	441	238	2778	54.0	6.30	8	1.8	27	6.1	55	41/359	53.8
Opponents	471	287	3578	60.9	7.60	26	5.5	17	3.6	60t	27/241	87.9

# SAINTS STATISTICS

## 1982

### RECORD: 4-5

### FINISH: 9TH-NFC



# HISTORY

Date	W/L	Score	Opponent	Attendance	SACKS: B. Clark 5.5, Jackson 4.5, Moore 4.0, Gary 3.0, Re. Lewis 3.0, Paul 3.0, Kovach 2.5, Wilks 2.0, Bordelon 1.0, Nairne 1.0, Warren 1.0, Winston 0.5, Saints 31.0, Opp. 23.0	PUNTING	No	Yds	Avg	Net	TB	IG	LG	B
9/12	L	7-21	St. Louis	56,673		Erxleben	46	1976	43.0	35.2	6	6	60	0
9/19	W	10-0	at Chicago	56,600		Saints	46	1976	43.0	35.2	6	6	60	0
11/21	W	27-17	Kansas City	39,341		Opponents	51	2094	41.1	36.7	4	11	59	0
11/28	W	23-20	at San Francisco	51,611										

12/5	L	10-13	Tampa Bay	61,709	RUSHING	No	Yds	Avg	LG	TD	PUNT RET	Ret	FC	Yds	Avg	LG	TD
12/12	L	0-35	at Atlanta	39,535	G. Rogers	122	535	4.4	38	3	Groth	21	13	144	6.9	18	0
12/19	L	7-21	at Dallas	64,506	Wilson	103	413	4.0	20	3	Saints	21	13	144	6.9	18	0
12/26	L	10-27	Washington	46,667	J. Rogers	60	178	3.0	32	2	Opponents	29	4	239	8.2	19	0
1/2	W	35-6	Atlanta	47,336	Gajan	19	77	4.1	12	0							

TEAM STATISTICS		N.O.	OPP.	KICKOFF RET		No	Yds	Avg	LG	TD	
TOTAL FIRST DOWNS		173	151	Thompson		10	211	21.1	35	0	
Rushing		79	58	Wilson		7	192	27.4	75	0	
Passing		76	81	Mauli		5	93	18.6	22	0	
Penalty		18	12	Duckett		2	39	19.5	25	0	
3rd Down: Made/Att.		48/128	36/103	Gajan		1	24	24.0	24	0	
3rd Down: Pct.		37.5	35.0	J. Rogers		1	26	57.7	22.2	75	0
4th Down: Made/Att.		6/11	3/3	Saints		20	388	19.4	30	0	
4th Down: Pct.		54.5	100.0	Opponents		20	388	19.4	30	0	

POSSESSION AVG.		32:07	27:53	RECEIVING	No	Yds	Avg	LG	TD	FIELD GOALS	1-19	20-29	30-39	40-49	50+
TOTAL NET YARDS		2655	2607	Groth	30	383	12.8	39	1	Fritsch	1/1	1/2	0/1	2/3	0/0
Avg. Per Game		295.0	289.7	Wilson	25	175	7.0	34	2	Andersen	0/0	0/0	1/1	1/3	0/1
Total Plays		602	531	L. Scott	17	251	14.8	36	0	Erxleben	0/0	0/1	0/0	0/0	0/0
Avg. Per Play		4.4	4.9	Brenner	16	171	10.7	25	0	Saints	1/1	1/3	1/2	3/6	0/1
NET YARDS RUSHING		1257	974	Duckett	12	196	16.3	31	2	Opponents	0/0	2/2	2/3	4/4	1/3
Avg. Per Game		139.7	108.2	Thompson	8	138	17.3	48	1	Fritsch:	()				
Total Rushes		331	255	Hardy	8	67	8.4	31	0	Andersen:	()				
NET YARDS PASSING		1398	1633	Mauli	4	70	17.5	37	0	Opponents:	()				
Avg. Per Game		155.3	181.4	Tyler	4	31	7.8	12	0	Erxleben:	()				
Sacked/Yards Lost		23/173	31/231	G. Rogers	4	21	5.3	10	0	Team:	()				
Gross Yards		1571	1864	J. Rogers	4	17	4.3	6	0	Opponents:	()				
Att./Completions		248/137	245/149	Gajan	3	10	3.3	9	0	Erxleben:	()				
Completion Pct.		55.2	60.8	Hurley	1	39	39.0	39	1	Team:	()				
Had Intercepted		14	9	Holmes	1	2	2.0	2	0	Opponents:	()				

PUNTS/AVERAGE		46/43.0	51/41.1	Saints	137	1571	11.5	48	8	Team:	()				
NET PUNTING AVG.		46/35.2	51/36.7	Opponents	149	1864	12.5	58	11	Opponents:	()				
PENALTIES/YARDS		63/514	52/459							Erxleben:	()				
FUMBLES/BALL LOST		17/10	23/13	INTERCEPTIONS	No	Yds	Avg	LG	TD	Opponents:	()				
TOUCHDOWNS		16	19	Gary	2	25	12.5	19	0	50G:	()				
Rushing		8	8	Winston	2	-2	-1.0	0	0	34N:	()				
Passing		8	11	Jackson	1	32	32.0	32	0	36G:	()				
Returns		0	0	Hurley	1	26	26.0	26	0	40N:	()				

Score by Periods		1	2	3	4	OT	TOT	1982 NFC STANDINGS							
Saints		31	27	26	45	0	129	Saints Finish: 9th place							
Opponents		14	64	34	48	0	129	Washington	8	1	0	0	889		
								Dallas	6	3	0	0	667		
								Green Bay	5	3	1	1	611		
								Minnesota	5	4	0	0	556		
								Atlanta	5	4	0	0	556		
								St. Louis	5	4	0	0	556		
								Tampa Bay	5	4	0	0	556		
								Detroit	4	5	0	0	444		
								New Orleans	4	5	0	0	444		
								N.Y. Giants	4	5	0	0	444		
								San Francisco	3	6	0	0	333		
								Chicago	3	6	0	0	333		
								Philadelphia	3	6	0	0	333		
								L.A. Rams	2	7	0	0	222		

SCORING	TD	Ru	Pa	Rt	PAT	FG	S	TP
Wilson	5	3	2	0	0	0	0	30
Fritsch	0	0	0	0	8/9	4/7	0	20
G. Rogers	3	3	0	0	0	0	0	18
Andersen	0	0	0	0	6/6	2/5	0	12
Duckett	2	0	2	0	0	0	0	12
J. Rogers	2	2	0	0	0	0	0	12
Groth	1	0	1	0	0	0	0	6
Hardy	1	0	1	0	0	0	0	6
Hurley	1	0	1	0	0	0	0	6
Thompson	1	0	1	0	0	0	0	6
Erxleben	0	0	0	0	1/1	0/1	0	1
Saints	16	8	8	0	15/16	6/13	0	129
Opponents	19	8	11	0	19/19	9/12	0	160

PASSING	Att	Cmp	Yds	Cmp%	Yds/Att	TD	TD%	Int	Int%	Long	Sk/Yds	Rating
Stabler	189	117	1343	61.9	7.11	6	3.2	10	5.3	48	13/106	71.8
Merkens	49	18	186	36.7	3.80	1	2.0	2	4.1	37	8/49	38.3
Manning	7	1	3	14.3	0.43	0	0.0	2	28.6	3	2/18	0.0
Erxleben	2	1	39	50.0	19.50	1	50.0	0	0.0	39	0/0	135.4
Holmes	1	0	0	0.0	0.00	0	0.0	0	0.0	0	0/0	39.6
Saints	248	137	1571	55.2	6.33	8	3.2	14	5.6	48	23/173	61.7
Opponents	245	149	1864	60.8	7.61	11	4.5	9	3.7	58	31/231	84.1

# SAINTS STATISTICS

## 1983

### RECORD: 8-8

### FINISH: 3RD-NFC WEST

Date	W/L	Score	Opponent	Attendance	SCORING	TD	Ru	Pa	Rt	PAT	FG	S	TP	INTERCEPTIONS	No	Yds	Avg	LG	TD
9/4	W	28-17	St. Louis	60,430	Andersen	0	0	0	0	37/38	18/24	0	91	Poe	7	146	20.9	31t	1
9/11	L	27-30	at L.A. Rams	45,572	W. Wilson	11	9	2	0	0	0	66	6	Gary	3	70	23.3	26	0
9/18	Wot	34-31	Chicago	64,692	G. Rogers	5	5	0	0	0	0	30	0	Winston	3	21	7.0	15	0
9/25	L	20-21	at Dallas	62,136	Gajan	4	4	0	0	0	0	24	0	Johnson	2	80	40.0	70t	1
10/2	W	17-7	Miami	66,489	Brenner	3	0	3	0	0	0	18	0	Wallete	2	33	16.5	24	0
10/9	W	19-17	at Atlanta	51,654	Young	3	0	3	0	0	0	18	0	Paul	2	3	1.5	3	0
10/16	L	13-32	San Francisco	66,154	Duckett	2	0	2	0	0	0	12	0	Re. Lewis	1	27	27.0	27t	1
10/23	W	24-21	at Tampa Bay	48,242	Goodlow	2	0	2	0	0	0	12	0	Sternrick	1	26	26.0	26	0
10/30	L	21-27	at Buffalo	49,413	K. Clark	1	0	1	0	0	0	6	0	Warren	1	6	6.0	6	0
11/6	W	27-10	Atlanta	67,062	Groth	1	0	1	0	0	0	6	0	Jackson	1	0	0.0	0	0
11/13	L	0-27	at San Francisco	40,022	Johnson	1	0	1	0	0	0	6	0	Saints	23	412	17.9	70t	3
11/21	L	28-31	New York Jets	68,606	Korte	1	0	1	0	0	0	6	0	Opponents	25	424	17.0	69t	5
11/27	W	17-16	Minnesota	59,500	Re. Lewis	1	0	1	0	0	0	6	0						
12/4	L	0-7	at New England	24,579	Poe	1	0	1	0	0	0	6	0						
12/11	Wot	20-17	at Philadelphia	45,182	Tice	1	0	1	0	0	0	6	0						
12/18	L	24-26	L.A. Rams	70,148	D. Wilson	1	0	0	0	0	0	6	0						

#### TEAM STATISTICS

#### TOTAL FIRST DOWNS

286

Rushing 135

Passing 136

Penalty 15

3rd Down: Made/Att. 89/226

3rd Down Pct. 39.4

4th Down: Made/Att. 13/17

4th Down Pct. 76.5

#### POSSESSION AVG.

30:24

#### TOTAL NET YARDS

4938

Avg. Per Game 308.6

Total Plays 1055

Avg. Per Play 4.7

#### NET YARDS RUSHING

2461

Avg. Per Game 153.8

Total Rushes 595

Avg. Per Rush 4.1

#### NET YARDS PASSING

2477

Avg. Per Game 154.8

Sacked/Yards Lost 35/305

Gross Yards 2782

Att./Completions 425/243

Completion Pct. 57.2

Had Intercepted 25

#### PUNTS/AVERAGE

78/40.7

#### NET PUNTING AVG.

78/30.8

#### PENALTIES/YARDS

91/802

#### FUMBLE/BALL LOST

37/22

#### TOUCHDOWNS

38

Rushing 19

Passing 14

Returns 5

#### Score by Periods

1 2 3 4 OT

TOT

Saints 41 81 103 88 6 319

Opponents 74 86 61 116 0 337

#### N.O.

289

Opponents 39 11 20 8 37/39 20/34 3 337

#### RUSHING

No Yds Avg LG TD

3 G. Rogers 256 1144 4.5 76t 5

W. Wilson 199 787 4.0 29 9

Gajan 81 415 5.1 58 4

J. Rogers 26 80 3.1 13 0

T. Wilson 8 21 2.6 7 0

Austin 4 16 4.0 5 0

Brook 1 15 15.0 15 0

Opponents 472 2000 4.2 71 11

#### RECEIVING

No Yds Avg LG TD

49 585 11.9 42 1

41 574 14.0 38 3

41 487 11.9 26 2

24 274 11.4 35 0

20 178 8.9 24 2

19 283 14.9 48 2

17 130 7.6 26 0

12 69 5.8 22 0

7 85 12.1 32 3

7 33 4.7 12 1

2 30 15.0 23 0

2 29 14.5 22 0

2 25 12.5 18 0

243 2782 11.4 48 14

271 3128 11.5 60 20

#### SACKS: Jackson 12.0, Wilks 8.0, Re. Lewis 6.5

Moore 6.0, Elliott 5.5, Paul 5.5, B. Clark 4.5, Kovach

3.0, Nairne 2.0, Warren 2.0, Winston 1.0, Saints

Opponents 83 3473 41.8 37.1 6 22 70 2

#### PUNTING

No Yds Avg Net TB I20 LG B

74 3034 41.0 30.9 9 10 60 0

4 144 36.0 30.5 1 0 45 0

78 3178 40.7 30.8 10 10 60 0

Opponents 63 3473 41.8 37.1 6 22 70 2

#### PUNT RET

Ret FC Yds Avg LG TD

39 15 275 7.1 30 0

Saints 39 15 275 7.1 30 0

Opponents 51 10 573 11.2 76t 2

#### KICKOFF RET

No Yds Avg LG TD

33 719 21.8 61 0

9 239 26.6 52 0

8 147 18.4 35 0

7 112 16.0 27 0

7 103 14.7 25 0

1 15 15.0 15 0

Opponents 44 938 21.3 53 0

#### FIELD GOALS

1-19 20-29 30-39 40-49 50+

Andersen 2/2 8/8 3/4 2/6 3/4

Saints 2/2 8/8 3/4 2/6 3/4

Opponents 0/0 7/9 6/9 6/14 1/2

Andersen: ( ) (27G, 46N, 30G) (21G, 41G) (46N, 19G, 42G, 44B) (32G) (23G, 27G, 19G, 35G)

(28G, 26G) (50G) ( ) (41N) ( ) (51N) (25G) (35N)

(52G, 50G) (20G)

Opponents: (24N, 47G, 38N) ( ) (27G) (41G, 34G)

(45N) (44N, 49G) (23G, 32G, 47G, 52G, 24G, 23G)

(43N, 39N) ( ) (49N, 43G) (50N, 33G, 25G) (37G)

(31G, 27G, 32G, 47N) (37N, 48N, 24N) (23G, 48B, 42N) (42G)

#### 1983 NFC WEST STANDINGS

Saints Finish: 3rd place

W L T Pct.

San Francisco 10 6 0 625

L.A. Rams 9 7 0 563

New Orleans 8 8 0 500

Atlanta 7 9 0 438

PASSING	Att	Cmp	Yds	Cmp%	Yds/Att	TD	TD%	Int	Int%	Long	Sk/Yds	Rating
Stabler	311	176	1988	56.6	6.39	9	2.9	18	5.8	48	18/159	61.4
D. Wilson	112	66	770	58.9	6.88	5	4.5	7	6.3	42	17/146	68.7
Ernieben	1	1	24	100.0	24.00	0	0.0	0	0.0	24	0/0	118.8
Gajan	1	0	0	0.0	0.00	0	0.0	0	0.0	0	0/0	39.6
Saints	425	243	2782	57.2	6.55	14	3.3	25	5.9	48	35/305	63.5
Opponents	496	271	3128	54.6	6.31	20	4.0	23	4.6	60	56/437	68.0

# SAINTS STATISTICS

## 1984

### RECORD: 7-9

### FINISH: 3RD-NFC WEST



# HISTORY

Date	W/L	Score	Opponent	Attendance	SCORING	TD	Ru	Pa	Rt	PAT	FG	S	TP	INTERCEPTIONS	No	Yds	Avg	LG	TD		
9/2	L	28-36	Atlanta	66,652	Andersen 0 0 0 0 34/34 20/27 0 94	0	0	0	0	0	0	0	0	Waymer	4	9	2.3	9	0		
9/9	W	17-13	Tampa Bay	54,686	Gajan 7 5 2 0 0	2	0	0	0	0	0	0	0	Winston	2	90	45.0	47	2		
9/16	L	20-30	at San Francisco	57,611	Brenner 6 0 6 0 0	0	0	0	0	0	0	0	0	Wattelet	2	52	26.0	35	1		
9/23	W	34-24	St. Louis	58,723	W. Wilson 4 1 3 0 0	0	0	0	0	0	0	0	0	Kovach	1	16	16.0	16	0		
9/30	W	27-10	at Houston	43,108	Goodlow 3 0 3 0 0	0	0	0	0	0	0	0	0	Poe	1	16	16.0	16	0		
10/7	L	7-20	at Chicago	53,752	Young 3 0 3 0 0	0	0	0	0	0	0	0	0	Jackson	1	14	14.0	14	0		
10/14	L	10-28	L.A. Rams	63,161	G. Rogers 2 2 0 0 0	0	0	0	0	0	0	0	0	B. Clark	1	9	9.0	9	0		
10/21	Lot	27-30	at Dallas	50,966	Wattelet 2 0 0 2 0	0	0	0	0	0	0	0	0	Johnson	1	7	7.0	7	0		
10/28	W	16-14	at Cleveland	52,849	Winston 2 0 0 2 0	0	0	0	0	0	0	0	0	Saints	13	213	16.4	47	3		
11/4	L	13-23	Green Bay	57,426	Anthony 1 1 0 0 0	0	0	0	0	0	0	0	0	Opponents	28	420	15.0	60	3		
11/11	W	17-13	at Atlanta	40,530	Hardy 1 0 1 0 0	0	0	0	0	0	0	0	0	PUNTING	No	Yds	Avg	Net	TD	LG	LB
11/19	W	27-24	Pittsburgh	66,005	Miller 1 0 1 0 0	0	0	0	0	0	0	0	0	Hansen	69	3020	43.8	33.3	7	9	
11/25	L	3-35	San Francisco	65,117	Scott 1 0 1 0 0	0	0	0	0	0	0	0	0	Saints	70	3020	43.1	33.3	7	9	
12/2	L	21-34	at L.A. Rams	49,348	Tice 1 0 1 0 0	0	0	0	0	0	0	0	0	Opponents	64	3492	41.6	36.0	10	30	
12/9	L	21-24	Cincinnati	40,855	Saints 34 9 21 4 34/34 20/27 0 299	3	4	4	34/34	20/27	0	299	0	Opponents	64	3492	41.6	36.0	10	30	
12/15	W	20-3	at New York Giants	63,739	Opponents 41 13 23 5 41/41 24/33 1 361	4	1	5	41/41	24/33	1	361	0	PUNT RET	Ret	Fc	Yds	Avg	LG	TD	
<b>TEAM STATISTICS</b>					<b>N.O. OPP.</b>					<b>SACKS:</b> Jackson 12.0, B. Clark 10.5, Paul 9.5, Wilks 7.5, Geathers 6.0, Warren 4.0, Re. Lewis 2.0, Moore 2.0, Kovach 1.0, Winston 0.5, Saints					<b>FIELD GOALS</b> 1-19 20-29 30-39 40-49 50+						
<b>TOTAL FIRST DOWNS</b> 298					<b>RUSHING</b> No Yds Avg LG TD					<b>KICKOFF RET</b> No Yds Avg LG TD											
Rushing 131					239 914 3.8 28 2					Duckett 29 580 20.0 39 0											
Passing 131					Gajan 102 615 6.0 62 2					Anthony 22 490 22.3 64 0											
Penalty 137					Miller 50 190 3.8 19 0					Fields 19 356 18.7 31 0											
3rd Down: Made/Att. 89/224 83/220					W. Wilson 74 261 3.5 36 0					T. Wilson 1 16 16.0 16 0											
3rd Down Pct. 39.7 37.7					Todd 28 111 4.0 15 0					W. Wilson 1 23 23.0 23 0											
4th Down: Made/Att. 8/22 8/11					Anthony 20 105 5.3 19 0					Saints 72 1465 20.3 64 0											
4th Down Pct. 36.4 72.7					Todd 2 8 4.0 5 0					Opponents 45 916 20.4 35 0											
<b>POSSESSION AVG.</b> 30:13					<b>29:47</b>					<b>W. Wilson</b> 74 261 3.5 36 0											
<b>TOTAL NET YARDS</b> 5008					<b>4914</b>					<b>Todd</b> 28 111 4.0 15 0											
Avg. Per Game 313.0					307.1					Anthony 20 105 5.3 19 0											
Total Plays 1044					1026					T. Wilson 2 8 4.0 5 0											
Avg. Per Play 4.8					4.8					Goodlow 1 5 5.0 5 0											
<b>NET YARDS RUSHING</b> 2171					<b>2461</b>					<b>Stabler</b> 1 -1 -1.0 -1 0											
Avg. Per Game 135.7					153.8					Duckett 1 -3 -3.0 -3 0											
Total Rushes 523					549					D. Wilson 3 -7 -2.3 -2 0											
<b>NET YARDS PASSING</b> 2837					<b>2453</b>					<b>Hansen</b> 2 -27 -13.5 -12 0											
Avg. Per Game 177.3					153.3					<b>Saints</b> 523 2171 4.2 62 9											
Sacked/Yards Lost 45/361					55/420					<b>Opponents</b> 549 2461 4.5 66 13											
Gross Yards 3198					2873					<b>RECEIVING</b> No Yds Avg LG TD											
Att./Completions 476/246					422/239					Gajan 35 288 8.2 51 2											
Completion Pct. 51.7					56.6					Gajan 35 288 8.2 51 2											
Had Intercepted 28					13					Groth 33 487 14.8 31 0											
<b>PUNTS/AVERAGE</b> 70/43.1					<b>84/41.6</b>					W. Wilson 33 314 9.5 34 3											
<b>NET PUNTING AVG.</b> 70/33.3					<b>84/36.0</b>					Young 29 597 20.6 74 3											
<b>PENALTIES/YARDS</b> 101/1849					<b>119/1025</b>					Brenner 28 554 19.8 57 6											
<b>FUMBLES/BALL LOST</b> 22/13					<b>28/10</b>					Goodlow 22 281 12.8 23 3											
<b>TOUCHDOWNS</b> 34					<b>41</b>					Scott 21 278 13.2 37 1											
Rushing 9					13					Anthony 12 113 9.4 32 0											
Passing 21					25					G. Rogers 12 76 6.3 15 0											
Returns 4					5					Miller 8 81 10.1 22 1											
										Tice 6 55 9.2 17 1											
										Hardy 4 50 12.5 28 1											
<b>Score by Periods</b> 1 2 3 4 OT TOT										San Francisco 15 1 0 0 938											
Saints 61 101 37 99 0 298										L.A. Rams 10 6 0 0 625											
Opponents 42 129 78 109 3 361										New Orleans 7 9 0 0 438											
										Opponents 239 2873 12.0 50 23											
										Atlanta 4 12 0 0 250											

**1984 NFC WEST STANDINGS**  
Saints Finish: 3rd place

	W	L	T	Pct.
San Francisco	15	1	0	0.938
L.A. Rams	10	6	0	0.625
New Orleans	7	9	0	0.438
Atlanta	4	12	0	0.250

PASSING	Att	Cmp	Yds	Cmp%	Yds/Att	TD	TD%	Int	Int%	Long	Sk/Yds	Rating
Todd	312	161	2178	51.6	6.98	11	3.5	19	6.1	74	33/267	60.6
D. Wilson	93	51	647	54.8	6.96	7	7.5	4	4.3	54t	7/54	83.9
Stabler	70	33	339	47.1	4.84	2	2.9	5	7.1	29	5/40	41.3
Gajan	1	1	34	100.0	34.00	1	100.0	0	0.0	34t	0/0	158.3
Saints	476	246	3198	51.7	6.72	21	4.4	28	5.9	74	45/361	63.3
Opponents	422	239	2873	56.6	6.81	23	5.5	13	3.1	50t	55/420	83.0



# SAINTS STATISTICS

## 1985

### RECORD: 5-11

### FINISH: 3RD-NFC WEST

HISTORY

Date	W/L	Score	Opponent	Attendance	SCORING	TD	Ru	Pa	Rt	PAT	FG	S	TP	INTERCEPTIONS	No	Yds	Avg	LG	TD				
9/8	L	27-47	Kansas City	57,760	Andersen	0	0	0	0	2/29	31/35	0	120	Waymer	6	49	8.2	28	0				
9/15	L	23-24	at Denver	74,488	Martin	4	0	4	0	0	0	0	24	Hoage	4	79	19.8	52t	1				
9/22	W	20-13	Tampa Bay	45,320	Brenner	3	0	3	0	0	0	0	18	Hoe	3	63	21.0	40t	1				
9/29	W	20-17	at San Francisco	58,053	Goodlow	3	0	3	0	0	0	0	18	Tullis	2	22	11.0	22	0				
10/6	W	23-21	Philadelphia	56,364	W. Wilson	3	1	2	0	0	0	0	18	Del Rio	2	13	6.5	11	0				
10/13	L	13-23	at L.A. Raiders	48,512	Gajan	2	2	0	0	0	0	0	12	Wattelet	2	0	0.0	0	0				
10/20	L	24-31	at Atlanta	44,784	Groth	2	0	2	0	0	0	0	12	Kovach	1	53	53.0	53	0				
10/27	L	13-21	New York Giants	54,082	Hardy	2	0	2	0	0	0	0	12	Redd	1	25	25.0	25	0				
11/3	L	10-28	at L.A. Rams	49,030	Tice	2	0	2	0	0	0	0	12	Winston	0	8	8.0	8	0				
11/10	L	3-27	Seattle	47,365	Warren	2	0	2	0	0	0	0	12	Saints	21	312	14.9	53	2				
11/17	L	14-38	at Green Bay	52,104	Campbell	1	1	0	0	0	0	0	6	Opponents	23	251	10.9	33	1				
11/24	W	30-23	at Minnesota	54,117	Del Rio	1	0	0	0	0	0	0	6										
12/1	W	29-28	L.A. Rams	44,122	Hoage	1	0	0	0	0	0	0	6	PUNTING	No	Yds	Avg	Net	TB	I20	LG	B	
12/8	L	16-28	at St. Louis	29,527	Merkens	1	0	1	0	0	0	0	6	Hansen	89	3763	42.3	36.5	6	14	58	0	
12/15	L	19-31	San Francisco	46,065	Merkens	1	0	1	0	0	0	0	6	Saints	89	3763	42.3	36.5	6	14	58	0	
12/22	L	10-16	Atlanta	37,717	Pose	1	0	0	0	0	0	0	6	Opponents	81	3417	42.2	37.8	7	24	61	0	
					Saints	29	4	20	5	27/29	31/35	0	294										

TEAM STATISTICS	N.O.	OPP.	PUNT RET	RET	FC	Yds	Avg	LG	TD
TOTAL FIRST DOWNS	250	335							
Rushing	83	125							
Passing	148	188							
Penalty	19	22							
3rd Down: Made/Att.	66/221	96/228							
3rd Down Pct.	29.9	42.1							
4th Down: Made/Att.	8/16	7/13							
4th Down Pct.	50.0	53.8							

POSSESSION AVG.	28:33	31:27	RUSHING	No	Yds	Avg	LG	TD
TOTAL NET YARDS	4479	5815						
Avg. Per Game	279.9	363.4						
Total Plays	997	1083						
Avg. Per Play	4.5	5.4						
NET YARDS RUSHING	1683	2162						
Avg. Per Game	105.2	135.1						
Total Rushes	431	508						
NET YARDS PASSING	2796	3653						
Avg. Per Game	174.8	228.3						
Sacked/Yards Lost	58/461	46/322						
Gross Yards	3257	3975						
Att./Completions	508/260	529/306						
Completion Pct.	51.2	57.8						
Had Intercepted	23	21						

Punts/Average	89/42.3	81/42.2	RECEIVING	No	Yds	Avg	LG	TD
Net Punting Avg.	89/36.5	81/37.8						
Penalties/Yards	96/805	108/837						
Fumbles/Ball Lost	23/13	24/16						
Touchdowns	29	48						
Rushing	4	19						
Passing	20	26						
Returns	5	3						

Score by Periods	1	2	3	4	OT	TOT
Saints	46	77	43	128	0	294
Opponents	55	142	51	153	0	401

1985 NFC WEST STANDINGS			
Saints Finish: 3rd place			
	W	L	T
L.A. Rams	11	5	0
San Francisco	10	6	0
New Orleans	5	11	0
Atlanta	4	12	0

PASSING	Att	Cmp	Yds	Cmp%	Yds/Att	TD	TD%	Int	Int%	Long	Sk/Yds	Rating	
D. Wilson	293	145	1843	49.5	6.29	11	3.8	15	5.1	50	39/291	60.7	
Hebert	181	97	1208	53.6	6.67	5	2.8	4	2.2	76t	17/150	74.6	
Todd	32	16	191	50.0	5.97	3	9.4	4	12.5	56t	8	1/10	60.3
Hansen	1	1	8	100.0	8.00	0	0.0	0	0.0	8	0	100.0	
Merkens	1	1	7	100.0	7.00	1	100.0	0	0.0	7t	1/10	135.4	
Saints	508	260	3257	51.2	6.41	20	3.9	23	4.5	76t	58/461	65.7	
Opponents	529	306	3975	57.8	7.51	26	4.9	21	4.0	65t	46/322	81.4	

# SAINTS STATISTICS

## 1986

### RECORD: 7-9

### FINISH: 4TH-NFC WEST



HISTORY

Date	W/L	Score	Opponent	Attendance	SCORING	TD	Ru	Pa	Rt	PAT	FG	S	TP	INTERCEPTIONS	No	Yds	Avg	LG	TD	
9/7	L	10-31	Atlanta	67,950	Andersen 0 0 0 0 30/30 26/30 0 108	0	0	0	0	0	0	0	0	Waymer	9	48	5.3	17	0	
9/14	W	24-10	Green Bay	46,383	Mayes 8 8 0 0 0	6	8	0	0	0	0	0	0	Poe	4	42	10.5	30	0	
9/21	L	17-26	at San Francisco	58,297	Hilliard 5 5 0 0 0	5	5	0	0	0	0	0	0	Wattelet	3	34	11.3	22	0	
9/28	L	17-20	at New York Giants	72,769	Martin 5 0 5 0 0	5	0	5	0	0	0	0	0	Gibson	2	43	21.5	43	0	
10/5	L	6-14	Washington	57,378	Jones 3 0 3 0 0	3	0	3	0	0	0	0	0	Maxie	2	15	7.5	15	0	
10/12	W	17-14	at Indianapolis	53,512	Tice 3 0 3 0 0	3	0	3	0	0	0	0	0	Jakes	2	6	3.0	4	0	
10/19	W	38-7	Tampa Bay	43,355	Goodlow 2 2 0 2 0	2	2	0	2	0	0	0	0	Haynes	1	17	17.0	17	1	
10/26	L	23-28	at San Francisco	44,246	Gray 1 0 0 1 1	1	0	0	1	1	0	0	0	V. Johnson	1	15	15.0	15	0	
11/2	W	23-10	San Francisco	53,234	Haynes 1 0 0 1 1	1	0	0	1	1	0	0	0	Gary	1	14	14.0	14	0	
11/9	W	6-0	L.A. Rams	62,352	Jordan 1 1 0 0 0	1	1	0	0	0	0	0	0	Jackson	1	1	1.0	1	0	
11/16	W	16-7	at St. Louis	52,059	D. Wilson 1 1 0 0 0	1	1	0	0	0	0	0	0	Saints	26	235	9.0	46	1	
11/23	L	13-26	at L.A. Rams	58,259	Saints 30 15 13 2 2	30	15	13	2	2	30/30	26/30	0	288	Opponents	25	362	14.5	46	1
11/30	L	20-21	New England	58,259	Opponents 34 11 21 2 2	34	11	21	2	2	32/33	17/27	0	287						
12/7	L	27-31	Miami	64,761																
12/14	W	14-9	at Atlanta	39,994	SACKS: Geathers 9.0, Jackson 9.0, Warren 7.5,															
12/21	L	17-33	at Minnesota	51,209	Clark 6.0, Swilling 4.0, Elliott 3.5, Gibson 3.0,															
					Haynes 2.0, V. Johnson 1.0, Poe 1.0, Wilks 1.0,															
					Saints 47.0, Opp. 27.0															

TEAM STATISTICS						
	N.O.	OPP.				
<b>TOTAL FIRST DOWNS</b>	275	331				
Rushing	109	104				
Passing	137	197				
Penalty	29	30				
3rd Down: Made/Att.	59/197	97/230				
3rd Down Pct.	29.9	42.2				
4th Down: Made/Att.	7/13	7/14				
4th Down Pct.	53.8	50.0				
<b>POSSESSION AVG.</b>	27.59	32.01				
<b>TOTAL NET YARDS</b>	4742	5102				
Avg. Per Game	296.4	318.9				
Total Plays	957	1109				
Avg. Per Play	5.0	4.6				
<b>NET YARDS RUSHING</b>	2074	1559				
Avg. Per Game	129.6	97.4				
Total Rushes	505	486				
<b>NET YARDS PASSING</b>	2668	3543				
Avg. Per Game	166.8	221.4				
Sacked/Yards Lost	27/225	47/343				
Gross Yards	2893	3886				
Att./Completions	425/232	576/331				
Completion Pct.	54.6	57.5				
Had Intercepted	25	26				
<b>PUNTS/AVERAGE</b>	82/42.1	78/42.5				
<b>NET PUNTING AVG.</b>	82/36.6	78/35.6				
<b>PENALTIES/YARDS</b>	109/855	104/791				
<b>FUMBLES/BALL LOST</b>	33/18	37/17				
<b>TOUCHDOWNS</b>	30	34				
Rushing	15	11				
Passing	13	21				
Returns	2	2				
<b>Score by Periods</b>	1	2	3	4	OT	TOT
Saints	81	62	47	98	0	288
Opponents	64	92	71	60	0	287

RUSHING					
No	Yds	Avg	LG	TD	
Mayes	286	1353	4.7	50	8
Hilliard	121	425	3.5	36	5
Jordan	68	207	3.0	10	0
Gray	6	29	4.8	11	0
D. Wilson	14	19	1.4	14	1
W. Wilson	2	5	2.5	3	0
Del Rio	1	16	16.0	16	0
Hebert	5	14	2.8	7	0
Edwards	1	6	6.0	6	0
Hansen	1	0	0.0	0	0
Saints	505	2074	4.1	50	15
Opponents	486	1559	3.2	27	11

PUNTING						
No	Yds	Avg	Net	TB	LG	B
Hansen	81	3456	42.7	36.6	11	17
Saints	82	3456	42.1	36.6	11	17
Opponents	78	3315	42.5	35.6	8	23

PUNT RET					
Ret	FC	Yds	Avg	LG	TD
Martin	24	9	227	9.5	39
McLemore	10	3	67	6.7	23
Poe	8	3	71	8.9	17
Edwards	3	0	2	0.7	5
Tullis	2	0	10	5.0	7
Saints	47	15	377	8.0	39
Opponents	37	11	234	6.3	20

KICKOFF RET					
No	Yds	Avg	LG	TD	
Gray	31	866	27.9	101	1
Mayes	10	213	21.3	34	0
Harris	7	122	17.4	22	0
Martin	3	64	21.3	27	0
McLemore	2	39	19.5	22	0
Tullis	2	28	14.0	19	0
Saints	55	1332	24.2	101	1
Opponents	35	662	18.9	55	0

FIELD GOALS					
1-9	20-29	30-39	40-49	50+	
Andersen	1/1	11/11	6/7	6/6	2/5
Saints	1/1	11/11	6/7	6/6	2/5
Opponents	0/0	4/5	4/6	6/10	3/6

Opponents: (32G) (50G) (30G, 40G, 28G, 32G)					
(29G, 28G) (45N, 29N) (49N, 54N) (54N) (46N)	(50G, 33N) (37N) ( ) (32G, 47G, 29G, 44G) (49N)	(43G) (43G) (46G, 51B, 50G)			

**1986 NFC WEST STANDINGS**  
Saints Finish: 4th place

	W	L	T	Pct.
San Francisco	10	5	1	656
L.A. Rams	10	6	0	625
Atlanta	7	8	1	469
New Orleans	7	9	0	438

PASSING	Att	Cmp	Yds	Cmp%	Yds/Att	TD	TD%	Int	Int%	Long	Sk/Yds	Rating
D. Wilson	342	189	2353	55.3	6.88	10	2.9	17	5.0	63t	22/191	65.8
Hebert	79	41	496	51.9	6.30	2	2.5	8	10.1	84	5/34	40.5
Hilliard	3	1	29	33.3	9.67	1	33.3	0	0.0	29t	0/0	109.7
Wattelet	1	1	13	100.0	13.00	0	0.0	0	0.0	13	0/0	118.8
Saints	425	232	2893	54.6	6.81	13	3.1	25	5.9	84	27/225	61.6
Opponents	576	331	3886	57.5	6.75	21	3.6	26	4.5	62t	47/343	71.4

# SAINTS STATISTICS

## 1987

### RECORD: 12-3

### FINISH: 2ND-NFC WEST

HISTORY

Date	W/L	Score	Opponent	Attendance	SACKS: Swilling 10.5, Jackson 9.5, Warren 6.0, Wilks 5.5, B. Clark 4.5, To. Elliott 2.0, Maxie 2.0, McCoy 2.0, S. Leach 1.5, DeForest 1.0, V. Johnson 1.0, Swoopes 1.0, Taylor 0.5, Saints
9/13	W	28-21	Cleveland	59,900	
9/20	L	17-27	at Philadelphia	57,485	
10/4	W	37-10	L.A. Rams	29,745	
10/11	L	19-24	at St. Louis	11,795	47.0, Opp. 29.0
10/18	W	19-17	at Chicago	46,813	
10/25	L	22-24	San Francisco	60,497	<b>RUSHING</b>
11/1	W	38-0	at Atlanta	42,196	Mayes 243 917 3.8 38 5
11/8	W	31-14	at L.A. Rams	43,379	Hilliard 123 508 4.1 30t 7
11/15	W	26-24	at San Francisco	60,436	Beverly 62 217 3.5 25 2
11/22	W	23-14	New York Giants	67,639	J. Fourcade 19 134 7.1 18 0
11/29	W	20-16	at Pittsburgh	47,896	Word 36 133 3.7 20 2
12/6	W	44-34	at Tampa Bay	66,471	Herbert 13 95 7.3 19 0
12/13	W	24-10	Houston	68,257	Alexander 21 71 3.4 16 1
12/20	W	41-24	at Cincinnati	43,424	Gray 8 37 4.6 12 1
12/27	W	33-24	Green Bay	68,364	Jordan 12 36 3.0 8t 2

TEAM STATISTICS	N.O.	OPP.
<b>TOTAL FIRST DOWNS</b>	<b>304</b>	<b>270</b>
Rushing	128	81
Passing	151	155
Penalty	25	34
3rd Down: Made/Att.	99/221	57/182
3rd Down Pct.	44.8	31.3
4th Down: Made/Att.	16	6/15
4th Down Pct.	16.7	40.0

POSSESSION AVG.	34.01	25.59	RECEIVING	No	Yds	Avg	LG	TD
<b>TOTAL NET YARDS</b>	<b>4964</b>	<b>4350</b>	Martin	44	778	17.7	67	7
Avg. Per Game	330.9	290.0	Jones	27	420	15.6	43t	3
Total Plays	1009	924	Hilliard	23	264	11.5	38t	1
Avg. Per Play	4.9	4.7	Brenner	20	280	14.0	29	2
<b>NET YARDS RUSHING</b>	<b>2190</b>	<b>1550</b>	Hill	19	322	16.9	36	2
Avg. Per Game	146.0	103.3	Tice	16	181	11.3	27t	6
Total Rushes	569	388	Mayes	15	68	4.5	16	0
<b>NET YARDS PASSING</b>	<b>2774</b>	<b>2800</b>	Dawsey	13	142	10.9	29	0
Avg. Per Game	184.9	186.7	Pattison	9	132	14.7	36	0
Sacked/Yards Lost	29/213	47/355	Word	6	54	9.0	17	0
Gross Yards	2987	3155	Scott	6	35	5.8	11	0
Att./Completions	411/227	489/246	Gray	6	30	5.0	12	0
Completion Pct.	55.2	50.3	Waters	5	140	28.0	82t	1
Had Intercepted	12	30	R. Clark	3	38	12.7	14	0

PUNTS/AVERAGE	63/41.1	73/37.5	O'Neal	3	10	3.3	5	1
<b>NET PUNTING AVG.</b>	<b>63/35.7</b>	<b>73/30.0</b>	Rodenberger	2	17	8.5	11	0
<b>PENALTIES/YARDS</b>	<b>107/994</b>	<b>84/685</b>	Alexander	2	15	7.5	10	0
<b>FUMBLES/BALL LOST</b>	<b>33/16</b>	<b>31/18</b>	Walker	2	15	7.5	11	0
<b>TOUCHDOWNS</b>	<b>46</b>	<b>35</b>	Jordan	2	13	6.5	11	0
Rushing	20	6	Benson	2	11	5.5	6	0
Passing	23	25	C. Thomas	1	14	14.0	14	0
Returns	3	4	Beverly	1	8	8.0	8	0

Score by Periods	1	2	3	4	OT	TOT
Saints	93	107	104	118	0	422
Opponents	69	95	58	61	0	283

SCORING	TD	Ru	Pa	Rt	PAT	FG	S	TP
Andersen	0	0	0	0	37/37	28/36	12t	1
Hilliard	8	7	1	0	0	0	48	0
Martin	7	0	7	0	0	0	42	0
Mayes	5	5	0	0	0	0	36	0
Jones	3	0	3	0	0	0	18	0
Kempf	0	0	0	0	1/1	4/5	0	12
Beverly	2	2	0	0	0	0	12	0
Brenner	2	2	0	0	0	0	12	0
Jordan	2	2	0	0	0	0	12	0
Word	2	2	0	0	0	0	12	0
Cofar	0	0	0	0	5/7	1/1	0	8
Alexander	1	1	0	0	0	0	6	0
Gray	1	1	0	0	0	0	6	0
O'Neal	1	1	0	0	0	0	6	0
Poe	1	0	0	1	0	0	6	0
R. Sutton	1	0	0	1	0	0	6	0
Toles	1	0	0	1	0	0	6	0
Waters	1	0	1	0	0	0	6	0
B. Clark	0	0	0	0	0	0	1	2
Maxie	0	0	0	0	0	0	1	2
Saints	46	20	23	3	43/45	33/42	2	422
Opponents	35	6	25	4	35/35	12/18	1	283

PUNT RET	Ret	FC	Yds	Avg	LG	TD
Gray	24	5	352	14.7	80	0
Martin	14	2	88	6.3	15	0
Cook	1	0	3	3.0	3	0
Jordan	1	0	13	13.0	13	0
Maxie	1	0	13	13.0	12	0
Saints	41	7	468	11.4	80	0
Opponents	29	8	199	6.9	29	0

KICKOFF RET	No	Yds	Avg	LG	TD
Gray	30	636	21.2	43	0
Hilliard	10	248	24.8	74	0
Michael Adams	4	52	13.0	20	0
Beverly	3	46	15.3	21	0
Word	3	100	33.3	64	0
Jordan	2	28	14.0	16	0
Brook	1	11	11.0	11	0
Martin	1	15	15.0	15	0
C. Thomas	1	11	11.0	11	0
Saints	55	1147	20.9	74	0
Opponents	55	1115	20.3	47	0

FIELD GOALS	1-19	20-29	30-39	40-49	50+
Andersen	3/3	6/6	9/9	8/12	2/6
Kempf	0/0	1/1	1/2	2/2	0/0
Cofar	0/0	0/1	0/0	0/0	0/0
Saints	3/3	8/8	10/11	10/14	2/6
Opponents	0/0	4/4	6/6	2/7	0/1

Andersen:	(39G) (45G) (39G, 51N, 49G, 19G, 21G) (39G, 52N) (49G, 43N) (32G) (40G, 41N, 27G, 51G, 40G) (19G, 43G, 28G) (25G, 53N, 50N, 32G), (40G, 24G, 32G) (48N, 46N, 28G) (21G, 30G) (31G, 52G, 48G, 32G)
Kempf:	(33B, 48G, 31G, 42G, 21G)
Cofar:	(27G)
Team:	(39G) (45G) (27G) (33B, 48G, 31G, 42G, 21G) (39G, 51N, 49G, 19G, 19G, 37G, 52N) (49G, 43N) (32G) (40G, 41N, 27G, 51G, 40G) (19G, 43G, 28G) (25G, 53N, 50N, 32G) (40G, 24G, 32G) (48N, 46N, 28G) (21G, 30G) (31G, 52G, 48G, 32G)
Opponents:	(49B) (30G, 30G) (37G) (24G) (22G) (31G) (51N) (48N, 47B, 35G) (40N) (37G, 43G) (21G) (43G, 46N) (24G)

INTERCEPTIONS	No	Yds	Avg	LG	TD
Waymer	5	78	15.6	35	0
R. Sutton	5	68	13.6	26	0
Mack	4	32	8.0	26	0
Jakes	3	32	10.7	27	0
Maxie	3	17	5.7	10	0
Alkins	3	12	4.0	8	0
Jackson	2	4	2.0	4	0
Gibson	1	17	17.0	17	0
S. Leach	1	10	10.0	10	0
Swilling	1	10	10.0	10	0
V. Johnson	1	0	0.0	0	0
Poe	1	0	0.0	0	0
Saints	30	280	9.3	35	0
Opponents	12	173	14.4	35	1

PUNTING	No	Yds	Avg	Net	TB	I20	LG	B
Hansen	52	2104	40.5	6	19	60	52	0
Barnhardt	11	483	43.9	36	1	52	0	0
Saints	63	2587	41.1	35.7	7	23	60	0
Opponents	73	2740	37.5	30.0	4	10	57	5

1987 NFC WEST STANDINGS	W	L	T	Pct.
San Francisco	13	2	0	.867
New Orleans	12	3	0	.800
L.A. Rams	6	9	0	.400
Atlanta	3	12	0	.200

PASSING	Att	Cmp	Yds	Cmp%	Yds/Att	TD	TD%	Int	Int%	Long	Sk/Yds	Rating
Hebert	294	164	2119	55.8	7.21	15	5.1	9	3.1	67	20/119	82.9
J. Fourcade	89	48	597	53.9	6.71	4	4.5	3	3.4	82t	6/67	75.9
Wilson	24	13	243	54.2	10.13	2	8.3	0	0.0	38	2/21	117.2
Ingram	2	1	5	50.0	2.50	1	50.0	0	0.0	5t	1/6	95.8
Hilliard	1	1	23	100.0	23.00	1	100.0	0	0.0	23t	0/0	158.3
Riordan	1	0	0	0.0	0.00	0	0.0	0	0.0	0	0/0	39.6
Saints	411	227	2987	55.2	7.27	23	5.6	12	2.9	82t	29/213	84.9
Opponents	489	246	3155	50.3	6.45	25	5.1	30	6.1	50t	47/355	62.4

# SAINTS STATISTICS

## 1988

### RECORD: 10-6

### FINISH: 3RD-NFC WEST



# HISTORY

Date	W/L	Score	Opponent	Attendance	SCORING	TD	Ru	Pa	Rt	PAT	FG	S	TP	INTERCEPTIONS	No	Yds	Avg	LG	TD			
9/4	L	33-34	San Francisco	66,357	Andersen	0	0	0	0	32/33	26/36	0	110	Atkins	4	42	10.5	40	0			
9/11	W	29-21	at Atlanta	48,901	Hill	7	0	7	0	0	0	0	42	Waymer	3	91	30.3	44	0			
9/18	W	22-14	at Detroit	32,943	Martin	7	0	7	0	0	0	0	42	Jakes	3	61	20.3	39	0			
9/25	W	13-9	Tampa Bay	66,671	Hilliard	6	5	1	0	0	0	0	36	Sutton	3	32	10.7	34	0			
10/3	W	20-17	Dallas	68,474	Mayes	3	2	0	0	0	0	0	18	Johnson	1	34	34.0	34	0			
10/9	W	23-17	at San Diego	42,693	R. Clark	2	0	2	0	0	0	0	12	Mack	1	19	19.0	19	0			
10/16	W	20-19	at Seattle	63,569	Perinman	2	0	2	0	0	0	0	12	Jackson	1	16	16.0	16	0			
10/23	W	20-6	L.A. Raiders	66,249	Gray	1	0	0	1	0	0	0	6	Cook	1	0	0.0	0	0			
10/30	L	10-12	L.A. Rams	68,238	Heyward	1	0	0	0	0	0	0	6	Saints	17	295	17.4	78	2			
11/6	L	24-27	at Washington	54,183	Jordan	1	0	0	1	0	0	0	6	Opponents	16	226	14.1	74	2			
11/13	W	14-10	at L.A. Rams	63,305	Scales	1	0	1	0	0	0	0	6									
11/20	W	42-0	Denver	68,075	Tice	1	0	0	0	0	0	0	6	PUNTING	No	Yds	Avg	Net	TD	I20	LG	B
11/27	L	12-13	N.Y. Giants	66,526	Waymer	1	0	0	1	0	0	0	6	Saints	72	2913	40.5	34.3	8	19	64	1
12/4	L	3-45	at Minnesota	61,215	Jackson	0	0	0	0	0	0	0	2	Saints	73	2913	39.9	34.3	8	19	64	1
12/11	L	17-30	at San Francisco	62,977	Saints	33	9	21	3	32/33	26/36	2	312	Opponents	70	2815	40.2	32.6	6	15	56	1
12/18	W	10-9	Atlanta	60,566	Opponents	29	7	19	3	28/29	27/34	0	283									

TEAM STATISTICS	N.O.	OPP.	SACKS: Jackson 7.0, Swilling 7.0, Ceathers 3.5, Wilks 3.5, Gibson 2.0, Johnson 2.0, Kohlbrand 2.0, Elliott 1.0, Gregory 1.0, Mack 1.0, Warren 1.0, Saints 31.0, Opp. 24.0
TOTAL FIRST DOWNS	306	286	
Rushing	108	97	
Passing	179	167	
Penalty	19	22	

3rd Down: Made/Att.	104/227	73/203	RUSHING	No	Yds	Avg	LG	TD	KICKOFF RET	No	Yds	Avg	LG	TD
3rd Down Pct.	45.8	36.0	Hilliard	204	823	4.0	36	5	Gray	32	670	20.9	39	0
4th Down: Made/Att.	4/6	7/14	Mayes	170	628	3.7	21	3	Atkins	20	424	21.2	57	0
4th Down Pct.	66.7	50.0	Heyward	74	355	4.8	37	2	Mayes	7	132	18.9	33	0

POSSESSION AVG.	32:38	27:22	Jordan <th>19</th> <th>115</th> <th>6.1</th> <th>44 <th>0</th> <th>Hilliard <th>6</th> <th>111</th> <th>18.5 <th>30 <th>0</th> </th></th></th></th>	19	115	6.1	44 <th>0</th> <th>Hilliard <th>6</th> <th>111</th> <th>18.5 <th>30 <th>0</th> </th></th></th>	0	Hilliard <th>6</th> <th>111</th> <th>18.5 <th>30 <th>0</th> </th></th>	6	111	18.5 <th>30 <th>0</th> </th>	30 <th>0</th>	0
TOTAL NET YARDS	5131	5106	Hebert	37	79	2.1	16	0	Martin	3	32	10.7	18	0
Avg. Per Game	320.7	319.1	Perinman	3	17	5.7	17	0	Waymer	2	39	19.5	29	0
Total Plays	1034	978	Martin	2	12	6.0	9	0	Saints	70	1408	20.1	57	0
Avg. Per Play	5.0	5.2	Hansen	1	10	10.0	10	0	Opponents	43	823	19.1	40	0

NET YARDS RUSHING	2046	1779	Hill <th>2</th> <th>7</th> <th>3.5 <th>5 <th>0 <th>FIELD GOALS</th> <th>1-19</th> <th>20-29</th> <th>30-39</th> <th>40-49</th> <th>50+</th> </th></th></th>	2	7	3.5 <th>5 <th>0 <th>FIELD GOALS</th> <th>1-19</th> <th>20-29</th> <th>30-39</th> <th>40-49</th> <th>50+</th> </th></th>	5 <th>0 <th>FIELD GOALS</th> <th>1-19</th> <th>20-29</th> <th>30-39</th> <th>40-49</th> <th>50+</th> </th>	0 <th>FIELD GOALS</th> <th>1-19</th> <th>20-29</th> <th>30-39</th> <th>40-49</th> <th>50+</th>	FIELD GOALS	1-19	20-29	30-39	40-49	50+
Avg. Per Game	127.9	111.2	Saints	512	2046	4.0	73	9	Andersen	1-19	11/12	8/11	5/8	1/4
Total Rushes	512	442	Opponents	442	1779	4.0	62	7	Saints	11	11/12	8/11	5/8	1/4
NET YARDS PASSING <th>3085</th> <th>3327</th> <th>RECEIVING</th> <th>No</th> <th>Yds</th> <th>Avg</th> <th>LG</th> <th>TD</th> <th>Opponents</th> <th>2/2</th> <th>6/7</th> <th>10/13</th> <th>9/10</th> <th>0/2</th>	3085	3327	RECEIVING	No	Yds	Avg	LG	TD	Opponents	2/2	6/7	10/13	9/10	0/2

Avg. Per Game	192.8	207.9							
Sacked/Yards Lost	24/171	31/252	Martin	85	1083	12.7	40	7	Opponents: (20G) (41G, 29G, 28G) (53N, 37G, 29G)
Gross Yards	3256	3579	Hill	66	703	10.7	35	7	(28G, 41G, 39N) (27G, 49G) (27G, 35G, 45N, 34G)
Att./Completions	498/286	505/277	Hilliard	34	335	9.9	26	1	(23G, 31G) (51G, 25G) (33G) (19G, 53B, 49N)
Completion Pct.	57.4	54.9	Tice	26	297	11.4	40	2	(52N) ( ) (27G, 41G, 26G, 29N, 45G) (36G) (38G,
Had Intercepted	16	17	R. Clark	19	245	12.9	21	2	40N, 32N) (34N, 30G)

PUNTS/AVERAGE	73/39.9	70/40.2							
NET PUNTING YARDS	73/34.3	70/32.6	Heyward	13	105	8.1	18	0	Opponents: (25G, 32G) (41N) ( ) (25G, 35G, 35G)
PENALTIES/YARDS	101/821	77/628	Mayes	11	103	9.4	25	0	(39N, 39G) (35G) (22G, 47G, 46G, 36B, 42G) (50N)
FUMBLES/BALL LOST	29/16	27/15	Jordan	5	70	14.0	25	0	(37G, 27B, 18G, 47G, 30G) (42G, 23G) (23G)
TOUCHDOWNS	33	29	Brenner	5	67	13.4	24	0	(35N, 50N) (46G, 35G) (37G) (40G, 47G, 19G)
Rushing	9	7	Scales	2	20	10.0	14	1	(27G, 43G, 39G)
Passing	21	19	Hebert	2	0	0.0	2	0	
Returns	3	3	Pattison	1	8	8.0	8	0	

Score by Periods	1	2	3	4	OT	TD	Saints <th>286</th> <th>3256</th> <th>11.4</th> <th>40</th> <th>21</th>	286	3256	11.4	40	21
Saints	64	93	101	54	0	312	Opponents	277	3579	12.9	85	19
Opponents	51	111	70	51	0	283						

1988 NFC WEST STANDINGS				
Saints Finish: 3rd place				
	W	L	T	Pct.
San Francisco	10	6	0	.625
L.A. Rams	10	6	0	.625
New Orleans	10	6	0	.625
Atlanta	5	11	0	.313

PASSING	Att	Cmp	Yds	Cmp%	Yds/Att	TD	TD%	Int	Int%	Long	Sk/Yds	Rating
Hebert	478	280	3156	58.6	6.60	20	4.2	15	3.1	40	24/171	79.3
Wilson	16	5	73	31.3	4.56	0	0.0	1	6.3	25	0/0	21.1
Hilliard	2	1	27	50.0	13.50	1	50.0	0	0.0	27	0/0	135.4
Fourcade	1	0	0	0.0	0.00	0	0.0	0	0.0	0	0/0	39.6
Hill	1	0	0	0.0	0.00	0	0.0	0	0.0	0	0/0	39.6
Saints	498	286	3256	57.4	6.54	21	4.2	16	3.2	40	24/171	77.9
Opponents	505	277	3579	54.9	7.09	19	3.8	17	3.4	85	31/252	75.8



# SAINTS STATISTICS

## 1989

### RECORD: 9-7

### FINISH: 3RD-NFC WEST

Date	W/L	Score	Opponent	Attendance	SCORING	TD	Ru	Pa	Rt	PAT	FG	S	TP	INTERCEPTIONS	No	Yds	Avg	LG	TD			
9/10	W	28-0	Dallas	66,977	Hilliard	18	13	5	0		0	108	0	Wayner	6	66	11.0	42	0			
9/17	L	34-35	at Green Bay	55,809	Andersen	0	0	0	0	44/45	20/29	0	104	Massey	5	26	5.2	22	0			
9/24	L	10-20	at Tampa Bay	44,053	E. Martin	8	0	8	0			0	49	Cook	3	81	27.0	63t	1			
10/1	L	14-16	Washington	64,358	Brenner	4	0	4	0			0	24	Maxie	3	41	13.7	26t	1			
10/8	L	20-24	San Francisco	60,488	Hill	4	0	4	0			0	24	Mack	2	0	0.0	0	0			
10/15	W	29-14	New York Jets	59,521	Jordan	3	3	0	0			0	18	Swilling	1	14	14.0	14	0			
10/22	W	40-21	at L.A. Rams	57,567	Cook	1	0	0	1			0	6	Andersen	1	-2	-2.0	-2	0			
10/29	W	20-13	Atlanta	65,153	Fourcade	1	1	0	0			0	6	Saints	21	226	10.8	63t	2			
11/6	L	13-31	at San Francisco	60,667	Frazier	1	1	0	0			0	6	Opponents	19	265	13.9	40	1			
11/12	W	28-24	at New England	47,690	Heyward	1	0	0	0			0	6									
11/19	W	26-17	at Atlanta	53,173	Maxie	1	0	1	0			0	6	PUNTING	No	Yds	Avg	Net	TB	I20	LG	B
11/26	Lot	17-20	L.A. Rams	64,274	Morse	1	0	0	1			0	6	Barnhardt	55	2179	39.6	35.0	4	17	56	0
12/3	L	14-21	at Detroit	38,550	Shepard	1	0	0	1			0	6	Winslow	16	595	37.2	31.6	1	4	50	0
12/10	W	22-19	at Buffalo	70,037	Turner	1	0	1	0			0	6	Saints	71	2774	39.1	34.2	5	21	56	0
12/18	W	30-20	Philadelphia	59,218	Turner	1	0	1	0			0	6	Opponents	75	2956	39.4	33.2	2	15	63	1
12/24	W	41-6	Indianapolis	49,009	Forde	0	0	0	0			1	2									
					Warren	0	0	0	0			1	2	PUNT RET	Ret	FC	Yds	Avg	LG	TD		
					Saints	46	19	23	4	44/45	20/29	3	386	Harris	27	7	199	7.3	20	0		
					Opponents	35	10	23	2	34/35	19/24	0	301	Morse	10	1	29	2.9	16	0		

TEAM STATISTICS	N.O.	OPP.	SCORING	TD	Ru	Pa	Rt	PAT	FG	S	TP	INTERCEPTIONS	No	Yds	Avg	LG	TD	
TOTAL FIRST DOWNS	304	293	Saints	46	19	23	4	44/45	20/29	3	386	Harris	27	7	199	7.3	20	0
Rushing	108	79	Opponents	35	10	23	2	34/35	19/24	0	301	Morse	10	1	29	2.9	16	0
Passing	167	198	SACKS: Swilling 16.5, Warren 9.5, Jackson 7.5,															
Penalty	29	16	Wilks 4.0, Mills 3.0, W. Martin 2.5, Cook 1.0,															
3rd Down: Made/Att.	89/207	82/216	Geathers 1.0, V. Johnson 1.0, Mack 1.0, Saints															
3rd Down Pct.	43.0	38.0	47.0, Opp. 36.0															
4th Down: Made/Att.	5/10	8/17																
4th Down Pct.	50.0	47.1																

POSSESSION AVG.	33:43	26:17	Hilliard	344	1262	3.7	40	13
TOTAL NET YARDS	5328	5186	Heyward	49	183	3.7	15	1
Avg. Per Game	333.0	324.1	Jordan	38	179	4.7	32	3
Total Plays	999	997	Frazier	25	112	4.5	21	1
Avg. Per Play	5.3	5.2	Fourcade	14	91	6.5	14	1

NET YARDS RUSHING	1948	1326	Hebert	25	87	3.5	11	0
Avg. Per Game	121.8	82.9	Morse	2	43	21.5	39	0
Total Rushes	502	373	Turner	2	8	4.0	6	0
Avg. Per Rush	3.9	3.6	U. Johnson	2	34	17.0	19	0

NET YARDS PASSING	3380	3860	Winslow	1	0	0.0	0	0
Avg. Per Game	211.3	241.3	Hill	1	-7	-7.0	-7	0
Sacked/Yards Lost	36/271	47/362	Perriman	1	-10	-10.0	-10	0
Gross Yards	3651	4222	Saints	502	1948	3.9	40	19
Att./Completions	461/284	577/320	Opponents	373	1326	3.6	38	10
Completion Pct.	61.6	55.5						
Had Intercepted	19	21	RECEIVING	No	Yds	Avg	LG	TD

PUNTS/AVERAGE	71/39.1	75/39.4 <th>E. Martin</th> <th>68</th> <th>1090</th> <th>16.0</th> <th>53t</th> <th>8</th>	E. Martin	68	1090	16.0	53t	8
NET PUNTING AVG.	71/34.2	75/33.2	Hilliard	52	514	9.9	54t	5
PENALTIES/YARDS	90/676	105/850	Hill	48	636	13.3	46	4
FUMBLES/BALL LOST	28/12	35/18	Brenner	34	398	11.7	30t	4
TOUCHDOWNS	46	35	Turner	22	279	12.7	54t	1
Rushing	19	10	Perriman	20	356	17.8	47	0
Passing	23	23	Heyward	13	69	5.3	12	0
Returns	4	2	Tice	9	98	10.9	23	1

Score by Periods	1	2	3	4	OT	TOT
Saints	105	123	60	98	0	386
Opponents	27	96	89	86	3	301

FIELD GOALS	1-19	20-29	30-39	40-49	50+
Andersen	0/0	7/8	10/11	3/6	0/4
Saints	0/0	7/8	10/11	3/6	0/4
Opponents	3/3	2/4	4/5	10/11	0/1

Opponents	55	983	17.9	72	0
Andersen: ( ) (38G, 32G) (54N, 33G, 47N) (52N, 36N) (49G, 39G) (42G, 29G) (39G, 27G) (32G, 23B, 44G) (39G, 23G) ( ) (33G) (36G) (48N) (31G, 41N, 26G, 50N, 22G) (55N) (21G, 29G)					

Opponents: ( ) ( ) (34G, 37G) (48G, 19G, 18G) (41G, 44N) ( ) ( ) (41G, 48G) (44G) (44G) (45G, 37N) (32G, 22B, 52N, 31G) ( ) (43G, 48G) (21G, 19G, 20B) (41G, 23G)					

1989 NFC WEST STANDINGS
Saints Finish: 3rd place
W L T Pct.
San Francisco 14 2 0 .875
L.A. Rams 11 5 0 .688
New Orleans 9 7 0 .563
Atlanta 3 13 0 .188

PASSING	Att	Cmp	Yds	Cmp%	Yds/Att	TD	TD%	Int	Int%	Long	Sk/Yds	Rating
Hebert	353	222	2686	62.9	7.61	15	4.2	15	4.2	54t	22/171	82.7
Fourcade	107	61	930	57.0	8.69	7	6.5	4	3.7	54t	13/96	92.0
Hilliard	1	1	35	100.0	35.00	1	100.0	0	0.0	35t	0/0	158.3
Hill	0	0	0	---	---	0	---	0	---	0	1/4	---
Saints	461	284	3651	61.6	7.92	23	5.0	19	4.1	54t	36/271	85.9
Opponents	577	320	4222	55.5	7.32	23	4.0	21	3.6	75t	47/362	76.9

# SAINTS STATISTICS

## 1990

### RECORD: 8-8

### FINISH: 2ND-NFC WEST



# HISTORY

Date	W/L	Score	Opponent	Attendance	SCORING	TD	Ru	Pa	Rt	PAT	FG	S	TP	PUNTING	No	Yds	Avg	Net	TB	IG	LG	B	
9/10	L	12-13	San Francisco	68,629	Andersen	0	0	0	0	29/29	21/27	0	92	Barnhardt	70	2390	42.7	36.2	6	20	65	1	
9/16	L	3-32	at Minnesota	56,272	Mayes	7	7	0	0	0	0	0	42	Saints	70	2990	42.7	36.2	6	20	65	1	
9/23	W	28-7	Phoenix	61,110	E. Martin	5	0	5	0	0	0	0	30	Opponents	74	3024	40.9	34.9	2	18	57	1	
10/7	L	27-28	at Atlanta	57,401	Heyward	4	4	0	0	0	0	0	24										
10/14	W	25-20	Cleveland	68,608	Turner	4	0	4	0	0	0	0	0	PUNT RET	Ret	FC	Yds	Avg	LG	TD			
10/21	L	10-23	at Houston	57,908	Brenner	2	0	2	0	0	0	0	12	V. Buck	37	8	305	8.2	33	0			
10/28	L	10-27	Detroit	64,368	Fenerty	2	2	0	0	0	0	0	12	Morse	8	1	95	11.9	18	0			
11/4	W	21-7	at Cincinnati	60,067	Perriman	2	0	2	0	0	0	0	12	Saints	45	9	400	8.9	33	0			
11/11	W	35-7	Tampa Bay	67,865	Fourcade	1	1	0	0	0	0	0	6	Opponents	43	12	302	7.0	24	0			
11/18	L	17-31	at Washington	52,573	Hillari	1	0	1	0	0	0	0	6										
11/25	W	10-7	Atlanta	68,629	Maxie	1	0	1	0	0	0	0	6	KICKOFF RET	No	Yds	Avg	LG	TD				
12/2	L	13-17	at Dallas	60,087	Scales	1	0	1	0	0	0	0	6	Fenerty	28	572	20.4	58	0				
12/9	W	24-20	at L.A. Rams	56,864	Massey	0	0	0	0	0	0	0	2	Atkins	19	471	24.8	50	0				
12/16	L	6-9	Pittsburgh	68,582	Saints	30	14	15	1	29/29	21/27	1	274	Morse	4	56	14.0	18	0				
12/23	W	13-10	at San Francisco	60,112	Opponents	30	8	21	1	30/30	21/35	1	275	V. Buck	3	38	12.7	17	0				
12/31	W	20-17	L.A. Rams	68,647										Mayes	2	39	19.5	21	0				
														Heyward	1	12	12.0	12	0				
														Mack	1	17	17.0	17	0				
														Saints	58	1205	20.8	58	0				
														Opponents	36	583	16.2	56	0				
<b>TEAM STATISTICS</b>					<b>SACKS:</b> Swilling 11.0, Turnbull 9.0, Jackson 6.0, Wilks 5.5, W. Martin 4.0, Atkins 3.0, Cook 1.0.					<b>FIELD GOALS</b> 1-19 20-29 30-39 40-49 50+													
<b>TOTAL FIRST DOWNS</b> 253					<b>Opp. 20.0</b>					<b>Saints</b> 58					<b>1205 20.8 58 0</b>								
Rushing 107										<b>Opponents</b> 36					<b>583 16.2 56 0</b>								
Passing 133																							
Penalty 13																							
3rd Down: Made/Att. 84/209					85/217					Heyward					129 599 4.6 47/ 4								
3rd Down Pct. 40.2					39.2					Mayes					138 510 3.7 18 / 7								
4th Down: Made/Att. 5/9					9/17					Fenerty					73 355 4.9 60/ 2								
4th Down Pct. 55.6					52.9					Hillari					90 284 3.2 17 / 0								
<b>POSESSION AVG.</b> 29-59					<b>30-01</b>					Fourcade					15 77 5.1 12 / 1								
<b>TOTAL NET YARDS</b> 4476					<b>4878</b>					Walsh					19 25 1.3 18 / 0								
Avg. Per Game 279.8					<b>304.9</b>					<b>Saints</b> 464					<b>1850 4.0 60/ 14</b>								
Total Plays 931					986					<b>Opponents</b> 410					<b>1559 3.8 35 / 8</b>								
Avg. Per Play 4.8					4.9																		
<b>NET YARDS RUSHING</b> 1850					<b>1559</b>					<b>RECEIVING</b>					<b>No Yds Avg LG TD</b>								
Avg. Per Game 115.6					97.4					E. Martin					63 912 14.5 58 / 5								
Total Rushes 464					410					Perriman					36 382 10.6 29 / 2								
<b>NET YARDS PASSING</b> 2626					<b>3319</b>					Turner					21 396 18.9 68/ 4								
Avg. Per Game 164.1					207.4					Fenerty					18 209 11.6 28 / 0								
Sacked/Yards Lost 20/131					42/265					Heyward					18 121 6.7 12 / 0								
Gross Yards 2757					3584					Brenner					17 213 12.5 31 / 2								
Att./Completions 447/226					534/316					Hillari					14 125 8.9 20 / 1								
Completion Pct. 50.6					59.2					Mayes					12 121 10.1 66 / 0								
Had Intercepted 23					8					Tice					11 113 10.3 19 / 0								
<b>PUNTS/AVERAGE</b> 71/42.1					<b>74/40.9</b>					Scales					8 64 8.0 20 / 1								
<b>NET PUNTING AVG.</b> 71/36.2					<b>74/34.9</b>					Alphin					4 57 14.3 17 / 0								
<b>PENALTIES/YARDS</b> 108/829					<b>87/655</b>					Hill					3 35 11.7 13 / 0								
<b>FUMBLES/BALL LOST</b> 29/16					<b>35/19</b>					Hilgenberg					1 9 9.0 9 / 0								
<b>TOUCHDOWNS</b> 30					<b>30</b>					<b>Saints</b> 226					<b>2757 12.2 68/ 15</b>								
Rushing 14					8					<b>Opponents</b> 316					<b>3584 11.3 51/ 21</b>								
Passing 15					21																		
Returns 1					1																		
<b>Score by Periods</b>					<b>1 2 3 4 OT TOT</b>					<b>INTERCEPTIONS</b>					<b>No Yds Avg LG TD</b>								
<b>Saints</b> 54					<b>82 48 90 0 274</b>					Maxie					2 88 44.0 50/ 1 / 0								
<b>Opponents</b> 30					<b>82 76 87 0 275</b>					Cook					2 55 27.5 50 / 0								
										Atkins					2 15 7.5 15 / 0								
										Thompson					2 0 0.0 0 / 0								
										<b>Saints</b> 8					<b>158 19.8 50/ 1</b>								
										<b>Opponents</b> 23					<b>283 12.3 73 / 0</b>								

**1990 NFC WEST STANDINGS**  
Saints Finish: 2nd place

	W	L	T	Pct.
San Francisco	14	2	0	87.5
New Orleans	8	8	0	500
L.A. Rams	5	11	0	313
Atlanta	5	11	0	313

PASSING	Att	Cmp	Yds	Cmp%	Yds/Att	TD	TD%	Int	Int%	Long	Sk/Yds	Rating
Walsh	327	175	1970	53.5	6.02	12	3.7	13	4.0	58	10/76	67.5
Fourcade	116	50	785	43.1	6.77	3	2.6	8	6.9	68	8/44	46.1
Kramer	3	1	2	33.3	0.67	0	0.0	1	33.3	2	2/11	28.8
Heyward	1	0	0	0.0	0.00	0	0.0	1	100.0	0	0/0	0.0
<b>Saints</b>	<b>447</b>	<b>226</b>	<b>2757</b>	<b>50.6</b>	<b>6.17</b>	<b>15</b>	<b>3.4</b>	<b>23</b>	<b>5.1</b>	<b>68</b>	<b>20/131</b>	<b>59.7</b>
<b>Opponents</b>	<b>534</b>	<b>316</b>	<b>3584</b>	<b>59.2</b>	<b>6.71</b>	<b>21</b>	<b>3.9</b>	<b>8</b>	<b>1.5</b>	<b>51</b>	<b>42/265</b>	<b>86.2</b>

# SAINTS STATISTICS

## 1991

### RECORD: 11-5

### FINISH: 1ST-NFC WEST

Date	W/L	Score	Opponent	Attendance	SCORING	TD	Ru	Pa	Rt	PAT	FG	S	TP	INTERCEPTIONS	No	Yds	Avg	LG	TD				
9/1	W	27-24	Seattle	68,492	Andersen	0	0	0	0	38/38	25/32	0	113	Atkins	5	198	39.6	79	0				
9/8	W	17-10	at Kansas City	74,816	Turner	8	0	8	0	0	0	0	48	V. Buck	5	12	2.4	12	0				
9/15	W	24-7	L.A. Rams	68,583	Fenerty	5	3	2	0	0	0	30	Glenn	4	35	8.8	18	0					
9/22	W	26-0	Minnesota	68,591	Heyward	5	4	1	0	0	0	30	Jones	3	61	20.3	51	0					
9/29	W	27-6	at Atlanta	56,556	Hilliard	5	4	1	0	0	0	30	Cook	3	54	18.0	22	0					
10/3	W	13-6	at Philadelphia	64,224	E. Martin	4	0	4	0	0	24	0	18	Maxie	3	33	11.0	31	1				
10/20	W	23-7	Tampa Bay	68,591	Jordan	3	2	1	0	0	18	8	18	Mills	2	13	6.5	8	0				
10/27	L	17-20	Chicago	68,591	Early	2	0	2	0	0	12	0	12	Swilling	1	39	39.0	39	1				
11/3	W	24-17	at L.A. Rams	58,713	McAfee	2	2	0	0	0	12	0	12	Johnson	1	19	19.0	19	0				
11/10	W	10-3	San Francisco	68,591	Carroll	1	0	1	0	0	6	0	6	Thompson	1	14	14.0	14	0				
11/17	L	21-24	at San Diego	48,420	Maxie	1	0	1	0	0	6	0	6	Petry	1	4	4.0	4	0				
11/24	Lot	20-23	Atlanta	68,591	Swilling	1	0	1	0	0	6	0	6	Saints	29	482	16.6	79	2				
12/1	L	24-38	at San Francisco	62,092	Warren	1	0	1	0	0	0	0	0	Opponents	15	257	17.1	59	2				
12/8	L	14-23	at Dallas	62,092	Saints	38	15	20	3	38/38	25/32	0	341	Opponents	88	3725	42.3	37	1				
12/16	W	27-0	L.A. Raiders	68,625	Opponents	23	6	12	5	22/23	17/21	0	211	PUNTING	No	Yds	Avg	Net	TB	I20	LG	B	
12/22	W	27-3	at Phoenix	30,928	SACKS:	Swilling 17.0, Jackson 11.5, Warren 7.0, W. Martin 3.5, Atkins 3.0, Goff 2.0, Wilks 2.0, Miller 1.0, Mills 1.0, Turnbull 1.0, James E. Williams 1.0, Saints 50.0, Opp. 19.0	86	3743	43.5	35.3	10	20	61	1	Saints	87	3743	43.0	35.3	10	20	61	1

#### TEAM STATISTICS

#### TOTAL FIRST DOWNS

Rushing 93  
Passing 157  
Penalty 17

3rd Down: Made/Att. 86/228  
3rd Down Pct. 37.7

4th Down: Made/Att. 5/10  
4th Down Pct. 50.0

#### POSSESSION AVG.

Total Net Yards 4968  
Avg. Per Game 310.5  
Total Plays 1008  
Avg. Per Play 4.9

#### NET YARDS RUSHING

Avg. Per Game 106.8  
Total Rushes 483  
Opponents 334

#### NET YARDS PASSING

Avg. Per Game 203.7  
Sacked/Yards Lost 19/160  
Gross Yards 3419  
Att./Completions 506/292  
Completion Pct. 57.7  
Had Intercepted 15

#### PUNTS/AVERAGE

NET PUNTING AVG. 87/35.3  
PENALTIES/YARDS 101/801  
FOUMBLES/BALL LOST 24/15

#### TOUCHDOWNS

Rushing 15  
Passing 20  
Returns 3

#### Score by Periods

Saints 61 120 75 85 0 341  
Opponents 23 59 54 72 3 211

#### RUSHING

No Yds Avg LG TD  
McAfee 109 494 4.5 34 2  
Fenerty 139 477 3.4 54 3  
Heyward 76 260 3.4 15 4  
Hilliard 79 252 3.2 65 4  
Jordan 47 150 3.2 25 2  
Hebert 18 56 3.1 16 0  
Early 3 13 4.3 6 0  
Morse 3 7 2.3 8 0  
Barnhardt 1 0 0.0 0 0  
Walsh 8 0 0.0 3 0  
Saints 483 1709 3.5 65 15  
Opponents 334 1213 3.6 33 6

#### RECEIVING

No Yds Avg LG TD  
E. Martin 66 803 12.2 30 4  
Turner 64 927 14.5 65 8  
Early 32 541 16.9 52 2  
Fenerty 26 235 9.0 50 2  
Tice 22 230 10.5 22 0  
Hilliard 21 127 6.0 14 1  
Carroll 18 184 10.2 31 1  
Brenner 16 179 11.2 21 0  
Jordan 15 92 6.1 19 1  
Heyward 4 34 8.5 22 1  
Newman 3 33 11.0 14 0  
Scales 3 23 7.7 14 0  
McAfee 1 8 8.0 8 0  
Wainright 1 3 3.0 3 0  
Saints 292 3419 11.7 65 20  
Opponents 259 3057 11.8 80 12

#### KICKOFF RET

No Yds Avg LG TD  
Atkins 20 368 18.4 27 0  
Jennings 12 213 17.8 24 0  
Early 9 168 18.7 34 0  
Morse 3 60 20.0 21 0  
Fenerty 2 28 14.0 14 0  
Jordan 2 18 9.0 18 0  
Glenn 1 10 10.0 10 0  
McAfee 1 14 14.0 14 0  
Saints 50 879 17.6 34 0  
Opponents 35 851 24.3 98 2

#### FIELD GOALS

1-19 20-29 30-39 40-49 50+  
Andersen 0 6/6 11/13 6/9 2/4  
Saints 0/0 6/6 11/13 6/9 2/4  
Opponents 1/1 3/3 5/6 6/7 2/4

#### SAINTS FINISH: 1st PLACE

W L T Pct.  
New Orleans 11 5 0 688  
Atlanta 10 6 0 625  
San Francisco 10 6 0 625  
L.A. Rams 3 13 0 188

#### 1991 NFC WEST STANDINGS

Saints Finish: 1st place

W L T Pct.  
New Orleans 11 5 0 688  
Atlanta 10 6 0 625  
San Francisco 10 6 0 625  
L.A. Rams 3 13 0 188

PASSING	Att	Cmp	Yds	Cmp%	Yds/Att	TD	TD%	Int	Int%	Long	Sk/Yds	Rating
Walsh	255	141	1638	55.3	6.42	11	4.3	6	2.4	41	3/26	79.5
Hebert	248	149	1676	60.1	6.76	9	3.6	8	3.2	65t	16/134	79.0
M. Buck	2	1	61	50.0	30.50	0	0.0	1	50.0	61	0/0	56.3
Heyward	1	1	44	100.0	44.00	0	0.0	0	0.0	44	0/0	118.8
Saints	506	292	3419	57.7	6.76	20	4.0	15	3.0	65t	19/160	79.2
Opponents	491	259	3057	52.7	6.23	12	2.4	29	5.9	80	50/337	55.5





# SAINTS STATISTICS

## 1993

### RECORD: 8-8

### FINISH: 2ND-NFC WEST

HISTORY

Date	W/L	Score	Opponent	Attendance	SCORING	TD	Ru	Pa	Rt	PAT	FG	S	TP	INTERCEPTIONS	No	Yds	Avg	LG	TD
9/5	W	33-21	Houston	69,029	Andersen	0	0	0	0	33/33	28/35	0	117	Atkins	3	59	19.7	37	0
9/12	W	34-31	at Atlanta	64,287	Early	6	0	6	0	0	0	0	36	Taylor	2	32	16.0	30	0
9/19	W	14-3	Detroit	69,039	Brown	3	2	1	0	0	0	0	18	V. Buck	2	28	14.0	28	0
9/26	W	16-13	San Francisco	69,041	Hilliard	3	2	1	0	0	0	0	18	Jones	1	12	12.0	12	0
10/3	W	37-6	at L.A. Rams	50,709	Hughes	3	0	0	3	0	0	0	18	Turnbull	1	2	2.0	2	0
10/17	L	14-37	at Pittsburgh	56,056	E. Martin	3	0	3	0	0	0	0	18	Cook	1	0	0.0	0	0
10/24	L	15-26	Atlanta	69,043	Muster	3	3	0	0	0	0	0	18	Saints	10	133	13.3	37	0
10/31	W	20-17	at Phoenix	36,778	Smith	2	0	2	0	0	0	0	12	Opponents	21	444	21.1	67	6
11/14	L	17-19	Green Bay	69,043	Brenner	1	0	1	0	0	0	0	6						
11/22	L	7-42	at San Francisco	66,500	Dowdell	1	0	1	0	0	0	0	6	PUNTING	No	Yds	Avg	Net	TD
11/28	W	17-14	at Minnesota	53,030	McAfee	1	1	0	0	0	0	0	6	Barnhardt	77	3356	43.6	37.5	6
12/5	L	13-17	at Cleveland	60,388	Mills	1	0	0	1	0	0	0	6	Saints	77	3356	43.6	37.5	6
12/12	L	20-23	L.A. Rams	69,033	Neal	1	1	0	0	0	0	0	6	Opponents	80	3384	42.3	34.8	4
12/20	L	14-24	New York Giants	69,036	Neal	1	1	0	0	0	0	0	6						
12/26	L	26-37	at Philadelphia	50,085	Newman	1	0	1	0	0	0	0	6	PUNT RET	Ret	FC	Yds	Avg	LG
1/2	W	20-13	Cincinnati	58,036	Small	1	0	1	0	0	0	0	6	Hughes	37	21	503	13.6	83
					Turner	1	0	0	0	0	0	0	6	Newman	1	0	14.0	14	0
					Warren	1	0	0	1	0	0	0	6	Saints	38	21	517	13.6	83
					Stowers	0	0	0	0	0	0	0	2	Opponents	36	18	348	9.7	75

#### TEAM STATISTICS

<b>TOTAL FIRST DOWNS</b>	264	<b>OPP.</b>	273	<b>WARREN</b>	1	<b>0</b>	<b>0</b>	<b>1</b>	<b>0</b>	<b>0</b>	<b>1</b>	<b>2</b>	<b>KICKOFF RET</b>	No	Yds	Avg	LG	TD
--------------------------	-----	-------------	-----	---------------	---	----------	----------	----------	----------	----------	----------	----------	--------------------	----	-----	-----	----	----

Rushing	94	Saints	33	10	18	5	33/33	28/35	1	317			Hughes	30	753	25.1	99	1
Passing	158	Opponents	39	7	22	10	35/39	24/30	1	343			McAfee	28	580	20.7	55	0
Penalty	12												Brown	3	58	19.3	23	0
3rd Down: Made/Att.	72/203	92/227	<b>SACKS:</b>	Turnbull 13.0, Jackson 11.5, Johnson									Hilliard	1	17	17.0	17	0
3rd Down Pct.	35.5	40.5	5.0	W. Martin 5.0, V. Buck 3.0, Miller 2.5, Coff 2.0,									Dowdell	0	52	---	52	0
4th Down: Made/Att.	7/11	9/16	1.0	Mills 2.0, James E. Williams 2.0, Atkins 1.0, Cook									Saints	62	1460	23.5	99	1
4th Down Pct.	63.6	56.3	1.0	Jones 1.0, Smeenge 1.0, Warren 1.0, Saints									Opponents	40	788	19.7	47	0

#### POSSESSION AVG.

<b>TOTAL NET YARDS</b>	4707	4696	<b>RUSHING</b>	No	Yds	Avg	LG	TD	<b>FIELD GOALS</b>	1-19	20-29	30-39	40-49	50+
------------------------	------	------	----------------	----	-----	-----	----	----	--------------------	------	-------	-------	-------	-----

Avg. Per Game	294.2	293.5	Brown	180	705	3.9	60	2	Anderson	2/2	7/7	7/7	11/14	1/5
Total Plays	935	1008	Wilson	31	230	7.4	44	0	Saints	2/2	7/7	7/7	11/14	1/5
Avg. Per Play	5.0	4.7	Muster	64	214	3.3	18	3	Opponents	1/1	8/9	9/9	5/6	1/5

#### NET YARDS RUSHING

Avg. Per Game	110.4	130.6	Neal	21	175	8.3	74	2	Anderson: (28G, 37G, 18G, 47G) (27G, 42N, 50N,
---------------	-------	-------	------	----	-----	-----	----	---	--

Total Rushes	414	513	Hilliard	50	165	3.3	16	2	44G) (33G, 53N, 39G, 49G) (48G, 25G, 43G,
--------------	-----	-----	----------	----	-----	-----	----	---	---

#### NET YARDS PASSING

Avg. Per Game	183.8	162.9	Ned	9	71	7.9	35	1	41N) (40G, 27G) (48G, 38G) (63N, 27G) (41N,
---------------	-------	-------	-----	---	----	-----	----	---	---

Sacked/Yards Lost	40/242	51/318	Early	2	32	16.0	26	0	24G) (41G, 27G) (18G, 32G) (141G, 56G, 35G,
-------------------	--------	--------	-------	---	----	------	----	---	---

Gross Yards	3183	2924	Barnhardt	1	18	18.0	18	0	37G) (54N, 43G, 49G)
-------------	------	------	-----------	---	----	------	----	---	----------------------

Att./Completions	481/274	444/259	M. Buck	1	0	0.0	0	0	Opponents: (50N) (20G) (41G) (34G, 30G) (53G,
------------------	---------	---------	---------	---	---	-----	---	---	---

Completion Pct.	57.0	58.3	Walsh	4	-4	-1.0	-1	0	37G) (40G, 22G, 29G) (19G, 32G, 38G, 30G) (28G,
-----------------	------	------	-------	---	----	------	----	---	---

Had Intercepted	21	10	Saints	414	1766	4.3	74	10	49N) (38G, 21G, 44G, 36G) (51N, 28N) (53N, 51N)
-----------------	----	----	--------	-----	------	-----	----	----	---

<b>PUNTS/AVERAGE</b>	77/43.6	80/42.3	Opponents	513	2090	4.1	71	7	(43G) (22G) (46G) (22G, 31G)
----------------------	---------	---------	-----------	-----	------	-----	----	---	------------------------------

<b>NET PUNTING AVG.</b>	77/37.5	80/34.8							
-------------------------	---------	---------	--	--	--	--	--	--	--

<b>PENALTIES/YARDS</b>	81/1663	86/590	<b>RECEIVING</b>	No	Yds	Avg	LG	TD	<b>1993 NFC WEST STANDINGS</b>
------------------------	---------	--------	------------------	----	-----	-----	----	----	--------------------------------

<b>TOUCHDOWNS</b>	33	39	Early	45	670	14.9	63	6	<b>Saints Finish: 2nd place</b>
-------------------	----	----	-------	----	-----	------	----	---	---------------------------------

Rushing	10	7	Hilliard	40	296	7.4	34	1	<b>W</b>
---------	----	---	----------	----	-----	-----	----	---	----------

Passing	18	22	Muster	23	195	8.5	31	0	<b>L</b>
---------	----	----	--------	----	-----	-----	----	---	----------

Returns	5	10	Brown	21	170	8.1	19	2	<b>T</b>
---------	---	----	-------	----	-----	-----	----	---	----------

Score by Periods	1	2	3	4	OT	TD			<b>Pct.</b>
------------------	---	---	---	---	----	----	--	--	-------------

Saints	66	80	60	111	0	317			10
--------	----	----	----	-----	---	-----	--	--	----

Opponents	78	106	72	87	0	343			6
-----------	----	-----	----	----	---	-----	--	--	---

									8
--	--	--	--	--	--	--	--	--	---

									8
--	--	--	--	--	--	--	--	--	---

									0
--	--	--	--	--	--	--	--	--	---

									6
--	--	--	--	--	--	--	--	--	---

									10
--	--	--	--	--	--	--	--	--	----

									0
--	--	--	--	--	--	--	--	--	---

									0
--	--	--	--	--	--	--	--	--	---

									375
--	--	--	--	--	--	--	--	--	-----

									0
--	--	--	--	--	--	--	--	--	---

									11
--	--	--	--	--	--	--	--	--	----

PASSING	Att	Cmp	Yds	Cmp%	Yds/Att	TD	TD%	Int	Int%	Long	Sk/Yds	Rating
Wilson	388	221	2457	57.0	6.33	12	3.1	15	3.9	42t	37/225	70.1
M. Buck	54	32	448	59.3	8.30	4	7.4	3	5.6	63t	3/17	87.6
Walsh	38	20	271	52.6	7.13	2	5.3	3	7.9	54t	0/0	60.3
Barnhardt	1	1	7	100.0	7.00	0	0.0	0	0.0	7	0/0	95.8
Saints	481	274	3183	57.0	6.62	18	3.7	21	4.4	63t	40/242	71.4
Opponents	444	259	2924	58.3	6.59	22	5.0	10	2.3	98t	51/318	85.3

# SAINTS STATISTICS

## 1994

### RECORD: 7-9

### FINISH: 2ND-NFC WEST



HISTORY

Date	W/L	Score	Opponent	Attendance	SCORING	TD	Ru	Pa	Rt	PAT	FG	S	TP	INTERCEPTIONS	No	Yds	Avg	LG	TD
9/4	L	17-30	Kansas City	69,362	Andersen	0	0	0	0	32/32	28/39	0	116	Spencer	5	24	4.8	11	0
9/11	L	24-38	Washington	58,049	Bates	6	6	0	0	0	0	0	36	J. Williams	2	42	21.0	33t	1
9/18	W	9-7	at Tampa Bay	45,522	Small	5	0	5	0	0	0	0	32	Hughes	2	31	15.5	31	0
9/25	L	13-24	at San Francisco	63,971	Haynes	5	0	5	0	0	0	0	30	Lee	2	3	1.5	3	0
10/2	W	27-22	New York Giants	55,076	Walls	4	0	4	0	0	0	0	26	Conner	1	56	56.0	56	0
10/9	L	17-17	at Chicago	63,822	Brown	4	3	1	0	0	0	0	24	Clark	1	30	30.0	30	0
10/16	L	22-36	San Diego	50,565	Early	4	0	4	0	0	0	0	24	Mills	1	10	10.0	10	0
10/23	W	37-34	L.A. Rams	47,908	Hughes	4	0	0	4	0	0	0	24	Lumpkin	1	1	1.0	1	0
11/6	L	20-21	at Minnesota	57,564	Smith	3	0	3	0	0	0	0	18	Buck	1	0	0.0	0	0
11/13	W	33-32	Atlanta	60,313	Muster	1	1	0	0	0	0	0	6	Tubbs	1	0	0.0	0	0
11/20	L	19-24	at L.A. Raiders	41,722	Neal	1	0	0	0	0	0	0	6	Saints	17	197	11.6	74t	3
11/28	L	14-35	San Francisco	61,304	J. Williams	1	0	1	0	0	0	0	6	Opponents	18	386	21.4	74t	3
12/4	W	31-15	at L.A. Rams	34,960	Saints	38	11	22	5	32/32	28/39	0	348						
12/11	W	29-20	at Atlanta	61,307	Opponents	45	10	28	7	41/41	30/37	0	407						
12/19	L	16-24	Dallas	67,323	2 Pt. Conv.: Small, Walls, Saints 2-6, Opp. 3-4														
12/24	W	30-28	at Denver	64,445															

TEAM STATISTICS		N.O.	OPP.	SACKS:		Conner 10.5	Wayne Martin 10.0	Turnbull 6.5	Warren 4.0	Buck 1.0	J. Johnson 1.0	Legette 1.0	Mills 1.0	Tubbs 1.0	Saints 36.0	Opp. 24.0
<b>TOTAL FIRST DOWNS</b>		308	337	<b>PUNTING</b>		No	Yds	Avg	Net	TB	I20	LG	B			
Rushing		78	106	<b>RET</b>		Ret	FC	Yds	Avg	LG	TD					
Passing		203	208	<b>RUSHING</b>		No	Yds	Avg	LG	TD						
Penalty		27	23	Bates		151	579	3.8	40	6						
3rd Down: Made/Att.		71/199	91/210	Brown		146	489	3.3	16	3						
3rd Down Pct.		35.7	43.3	Neal		30	90	3.0	12	1						
4th Down: Made/Att.		8/16	11/19	Haynes		4	43	10.8	15	0						
4th Down Pct.		50.0	57.9	Ned		11	36	3.3	15	0						
<b>POSSESSION AVG.</b>		29:04	30:56	Everett		15	35	2.3	14	0						
<b>TOTAL NET YARDS</b>		5182	5569	Barnhardt		1	21	21.0	21	0						
Avg. Per Game		323.9	348.1	Wilson		7	15	2.1	9	0						
Total Plays		966	1053	Early		2	10	5.0	8	0						
Avg. Per Play		5.4	5.3	Dunbar		3	9	3.0	3	0						
<b>NET YARDS RUSHING</b>		1336	1758	Hughes		2	6	3.0	7	0						
Avg. Per Game		83.5	109.9	Muster		1	3	3.0	3t	1						
Total Rushes		373	458	Saints		373	1336	3.6	40	11						
<b>NET YARDS PASSING</b>		3846	3811	Opponents		458	1758	3.8	25t	10						
Avg. Per Game		240.4	238.2	<b>RECEIVING</b>		No	Yds	Avg	LG	TD						
Sacked/Yards Lost		24/181	36/196	Early		82	894	10.9	33	4						
Cross Yards		4027	4007	Haynes		77	985	12.8	78t	5						
Att./Completions		569/366	559/353	Small		49	719	14.7	75t	5						
Completion Pct.		64.3	63.1	Brown		44	428	9.7	37	3						
Had Intercepted		18	17	Smith		41	330	8.0	19	3						
<b>PUNTS/AVERAGE</b>		67/43.6	60/42.6	Walls		38	406	10.7	31	4						
<b>NET PUNTING AVG.</b>		67/33.5	60/37.4	Ned		13	86	6.6	19	0						
<b>PENALTIES/YARDS</b>		88/678	105/922	Neal		8	88	8.8	21	0						
<b>FUMBLES/BALL LOST</b>		22/14	28/14	Muster		10	88	8.8	21	0						
<b>TOUCHDOWNS</b>		38	45	Bates		8	62	7.8	14	0						
Rushing		11	10	Neal		2	9	4.5	5	0						
Passing		22	28	Mitchell		1	13	13.0	13	0						
Returns		5	7	W. Williams		1	7	7.0	7	0						
<b>Score by Periods</b>		1	2	3	4	OT	TO									
Saints		42	132	77	97	0	348									
Opponents		82	120	83	122	0	407									

#### 1994 NFC WEST STANDINGS

Saints Finish: 2nd place				
	W	L	T	Pct.
San Francisco	13	3	0	813
New Orleans	7	9	0	438
Atlanta	7	9	0	438
L.A. Rams	4	12	0	250

PASSING	Att	Cmp	Yds	Cmp%	Yds/Att	TD	TD%	Int	Int%	Long	Sk/Yds	Rating
Everett	540	346	3855	64.1	7.14	22	4.1	18	3.3	78t	21/164	84.9
Wilson	28	20	172	71.4	6.14	0	0.0	0	0.0	16	0/17	87.2
Barnhardt	1	0	0	0.0	0.00	0	0.0	0	0.0	0	0/0	39.6
Saints	569	366	4027	64.3	7.08	22	3.9	18	3.2	78t	24/181	84.9
Opponents	559	353	4007	63.1	7.17	28	5.0	17	3.0	59	36/196	88.6



# SAINTS STATISTICS

## 1996

### RECORD: 3-13

### FINISH: 5TH-NFC WEST



HISTORY

Date	W/L	Score	Opponent	Attendance	SCORING	TD	Ru	Pa	Rt	PAT	FG	S	TP	INTERCEPTIONS	No	Yds	Avg	LG	TD			
9/1	L	11-27	at San Francisco	63,970	Brien	0	0	0	0	18/18	21/25	0	81	Newman	3	40	13.3	21	0			
9/8	L	20-22	Carolina	43,288	Haynes	4	0	4	0	0	26	0	26	Jackson	3	24	8.0	10	0			
9/15	L	15-30	at Cincinnati	45,412	Bates	4	4	0	0	0	24	0	24	McMillian	2	4	2.0	4	0			
9/22	L	14-28	Arizona	34,316	Zellers	4	4	0	0	0	24	0	24	Molden	2	2	1.0	2	0			
9/29	L	10-17	at Baltimore	61,063	Jeffries	3	0	3	0	0	18	0	18	Allen	1	33	33.0	33	0			
10/6	W	17-13	Jacksonville	34,231	Small	3	1	2	0	0	16	0	16	Tubbs	4	11	11.0	11	0			
10/13	W	27-24	Chicago	43,512	Neal	2	1	1	0	0	12	0	12	Saints	12	114	9.5	33	0			
10/20	L	7-19	at Carolina	70,888	DeRamus	1	0	1	0	0	6	0	6	Opponents	17	93	5.5	35	0			
11/03	L	14-31	San Francisco	53,297	Guess	1	0	1	0	0	6	0	6									
11/10	L	14-31	Houston	34,121	T. Johnson	1	0	1	0	0	6	0	6	PUNTING	No	Yds	Avg	Net	TB	I20	LG	B
11/17	L	15-17	at Atlanta	43,119	B. Jones	1	0	1	0	0	6	0	6	Wilmsmeyer	87	3551	40.8	32.5	9	16	63	0
11/24	L	7-13	at Tampa Bay	40,203	Wilmsmeyer	0	0	0	0	0	2	0	2	Saints	87	3551	40.8	32.5	9	16	63	0
12/1	L	10-26	St. Louis	26,310	Saints	24	10	13	1	18/18	21/25	0	229	Opponents	74	3184	43.0	40.1	3	25	67	0
12/8	L	15-31	Atlanta	32,923	Opponents	34	11	22	1	32/32	33/42	0	339									
12/15	W	17-3	at New York Giants	52,530	2 Pt. Conv.: Haynes, Wilmsmeyer, Saints 2-36									PUNT RET	Ret	FC	Yds	Avg	LG	TD		
12/21	L	13-14	at St. Louis	57,681	Opp. 2-2									Hughes	30	20	152	5.1	16	0		
														Guess	1	0	7	7.0	7	0		
														Saints	31	20	159	5.1	16	0		
														Opponents	43	21	546	12.7	84	1		

TEAM STATISTICS	N.O.	OPP.	SACKS:	Martin 11.0, J. Johnson 7.5, Tumbull 6.5,								
TOTAL FIRST DOWNS	232	287	Mickell 3.0, Broughton 2.0, Fields 2.0, Harvey 2.0,									
Rushing	77	104	Molden 2.0, B. Smith 2.0, Robbins 1.0, Stokes 1.0,									
Passing	135	152	Tubbs 1.0, Saints 41.0, Opp. 22.0									
Penalty	20	31										
3rd Down: Made/Att.	65/207	85/322	RUSHING	No	Yds	Avg	LG	TD				
3rd Down: Pct.	31.4	36.6	Bates	164	584	3.6	33	4				
4th Down: Made/Att.	6/19	9/16	Zellers	120	475	4.0	63	4				
4th Down: Pct.	31.6	56.3	Neal	21	58	2.8	11	1				
POSSession AVG.	27-33	32-27	Whittle	20	52	2.6	15	0				
TOTAL NET YARDS	4206	4910	Small	4	51	12.8	22	1				
Avg. Per Game	262.9	306.9	Hunter	14	44	3.1	9	0				
Total Plays	923	1027	Brown	13	30	2.3	12	0				
Avg. Per Play	4.6	4.8	Hayes	2	7	3.5	5	0				
NET YARDS RUSHING	1308	2076	Nussmeier	3	6	2.0	6	0				
Avg. Per Game	81.8	129.8	Everett	22	3	0.1	3	0				
Total Rushes	386	521	DeRamus	1	2	2.0	2	0				
NET YARDS PASSING	2898	2834	Guess	2	-4	-2.0	-1	0				
Avg. Per Game	181.1	177.1	Saints	386	1308	3.4	63	10				
Sacked/Yards Lost	22/171	41/283	Opponents	521	2076	4.0	70	11				
Gross Yards	3069	3117										
Att./Completions	515/295	465/267	RECEIVING	No	Yds	Avg	LG	TD				
Completion Pct.	57.3	57.4	Small	50	558	11.2	41	2				
Had Intercepted	17	12	Haynes	44	786	17.9	51	4				
PUNTS/AVERAGE	87/40.8	74/43.0	Neal	31	194	6.3	23	1				
NET PUNTING AVG.	87/32.5	74/40.1	Lusk	27	210	7.8	24	0				
PENALTIES/YARDS	114/853	102/823	Whittle	26	162	6.2	28	0				
FUMBLE/BALL LOST	30/20	25/10	Jeffries	20	215	10.8	27	3				
TOUCHDOWNS	24	34	Hunter	17	138	8.1	22	0				
Rushing	10	11	DeRamus	15	182	12.1	28	1				
Passing	13	22	I. Smith	15	144	9.6	37	0				
Returns	1	1	Bates	13	44	3.4	15	0				
			Zellers	9	45	5.0	12	0				
			Brown	8	54	6.8	18	0				
Score by Periods	1	2	3	4	OT	TD	TD%	Int	Int%	Long	Sk/Yds	Rating
Saints	42	58	38	91	0	229	7	91	13.0	23	0	750
Opponents	80	105	78	76	0	339	7	76	10.9	17	1	750
												375
												188
												188

1996 NFC WEST STANDINGS												
Saints Finish: 5th place												
	W	L	T	Pct.								
Carolina	12	4	0	750								
San Francisco	12	4	0	750								
St. Louis	6	10	0	375								
Atlanta	3	13	0	188								
Saints	295	3069	10.4	57	13	New Orleans	3	13	0	188		
Opponents	267	3117	11.7	70	22							

PASSING	Att	Cmp	Yds	Cmp%	Yds/Att	TD	TD%	Int	Int%	Long	Sk/Yds	Rating
Everett	464	267	2797	57.5	6.03	12	2.6	16	3.4	51	19/154	69.4
Nussmeier	50	28	272	56.0	5.44	1	2.0	1	2.0	57	3/17	69.8
Hunter	1	0	0	0.0	0.00	0	0.0	0	0.0	0	0/0	39.6
Saints	515	295	3069	57.3	5.96	13	2.5	17	3.3	57	22/171	69.3
Opponents	465	267	3117	57.4	6.70	22	4.7	12	2.6	70	41/283	82.9



# SAINTS STATISTICS

## 1997

### RECORD: 6-10

### FINISH: 4TH-NFC WEST

Date	W/L	Score	Opponent	Attendance	SCORING	Td	Ru	Pa	Rt	PAT	FG	S	TP	INTERCEPTIONS	No	Yds	Avg	LG	TD			
8/31	L	24-38	at St. Louis	64,575	Brien	0	0	0	0	22/22	23/27	0	91	Knight	5	75	15.0	39	0			
9/7	L	6-20	San Diego	65,760	Hastings	5	0	5	0	0	0	0	32	Newman	3	19	6.3	17	0			
9/14	L	7-33	at San Francisco	61,838	Bates	4	4	0	0	0	0	0	24	Washington	2	30	15.0	30	0			
9/21	W	35-17	Detroit	50,016	Zellers	4	4	0	0	0	0	0	24	Allen	2	27	13.5	27	0			
9/28	L	9-14	at New York Giants	68,891	Gulford	2	0	1	1	0	0	0	12	Tabbs	2	21	10.5	15	0			
10/5	W	20-17	at Chicago	58,865	Hill	2	0	2	0	0	0	0	12	Kelly	1	15	15.0	15	0			
10/12	L	17-23	Atlanta	65,619	Poole	2	0	2	0	0	0	0	12	Harvey	1	7	7.0	7	0			
10/19	L	0-13	Carolina	50,963	Faruqhar	1	0	1	0	0	0	0	6	Saints	16	194	12.1	39	0			
10/26	L	0-23	San Francisco	60,443	Fields	1	0	0	1	0	0	0	6	Opponents	33	342	10.4	44	1			
11/9	W	13-10	at Oakland	40,091	Hobbs	1	0	1	0	0	0	0	6									
11/16	Wot	20-17	Seattle	50,493	Shuler	1	0	0	0	0	0	0	6	PUNTING	No	Yds	Avg	Net	TB	I20	LG	B
11/23	L	3-20	at Atlanta	48,620	J. Smith	1	0	0	0	0	0	0	6	Royals	88	4038	45.9	34.9	13	21	66	0
11/30	W	16-13	at Carolina	57,957	Saints	24	9	13	2	22/22	23/27	0	237	Saints	88	4038	45.9	34.9	13	21	66	0
12/7	L	27-34	St. Louis	54,803	Opponents	35	11	21	3	33/33	28/36	0	327	Opponents	92	3668	39.9	33.0	7	27	62	1
12/14	W	27-10	Arizona	45,517	2 Pt. Conv.: Hastings, Saints 1-2, Opp. 0-2																	
12/21	L	13-25	at Kansas City	66,772																		

#### TEAM STATISTICS

**TOTAL FIRST DOWNS** 229

Rushing 78

Passing 127

Penalty 24

3rd Down: Made/Att. 54/207

3rd Down: Pct. 26.1

4th Down: Made/Att. 14/22

4th Down: Pct. 63.6

**POSSESSION AVG.** 27:47

**TOTAL NET YARDS** 4045

Avg. Per Game 252.8

Total Plays 925

Avg. Per Play 4.4

**NET YARDS RUSHING** 1461

Avg. Per Game 91.3

Total Rushes 417

**NET YARDS PASSING** 2584

Avg. Per Game 161.5

Sacked/Yards Lost 50/317

Gross Yards 2901

Att./Completions 458/228

Completion Pct. 49.8

Had Intercepted 33

**PUNTS/AVERAGE** 88/45.9

**NET PUNTING AVG.** 88/34.9

**PENALTIES/YARDS** 101/811

**FUMBLES/BALL LOST** 34/22

**TOUCHDOWNS** 24

Rushing 9

Passing 13

Returns 2

Score by Periods

Saints 22 76 38 98 3 237

Opponents 70 107 51 99 0 327

**SACKS:** Martin 10.5, J. Johnson 8.5, Fields 8.0,

Glover 6.5, B. Smith 5.0, Mitchell 4.0, Molden 4.0,

Mickell 3.5, Harvey 3.0, Tubbs 2.5, Sagapolutele

2.0, Tomich 1.0, Dixon 0.5, Saints 59.0, Opp. 50.0

#### RUSHING

No Yds Avg LG TD

Zellers 156 552 3.5 27 4

Gulford 119 440 3.7 74 4

T. Davis 75 271 3.6 20 0

Bech 12 36 3.0 15 0

Shuler 22 38 1.7 8 1

Hastings 4 35 8.8 27 0

Nussmeier 8 30 3.8 15 0

Wuerffel 6 26 4.3 10 0

McCrary 8 15 1.9 8 0

Hill 1 11 11.0 8 0

Bender 5 9 1.8 6 0

Gulford 1 -2 -2.0 -2 0

Saints 417 1461 3.5 74 9

Opponents 496 1764 3.6 50 11

#### RECEIVING

No Yds Avg LG TD

Hill 55 761 13.8 89 2

Hastings 48 722 15.0 39 5

Zellers 31 263 8.5 38 0

Gulford 27 362 13.4 47 1

Faruqhar 17 253 14.9 42 1

J. Smith 17 180 10.6 25 1

Bates 13 85 6.5 18 0

David 5 42 8.4 15 0

Poole 4 98 24.5 49 2

McCrary 4 17 4.3 11 0

Bech 3 50 16.7 22 0

Hobbs 2 41 20.5 21 0

Savoie 1 14 14.0 14 0

T. Johnson 1 13 13.0 13 0

Saints 228 2901 12.7 89 13

Opponents 293 3289 11.2 52 21

#### PUNT RET

Ret FC Yds Avg LG TD

Gulford 47 26 498 10.6 32 0

Hastings 1 0 -2 2.0 -2 0

Saints 48 26 496 10.3 32 0

Opponents 50 14 706 14.1 82 1

#### KICKOFF RET

No Yds Avg LG TD

Gulford 43 1128 26.2 102 1

T. Davis 9 173 19.2 29 0

Bech 3 47 15.7 30 0

McCrary 2 26 13.0 15 0

Tomich 1 0 0.0 0 0

Saints 58 1374 23.7 102 1

Opponents 51 1139 22.3 59 0

#### FIELD GOALS

1-19 20-29 30-39 40-49 50+

Brien 1/1 2/2 10/10 6/9 4/5

Saints 1/1 2/2 10/10 6/9 4/5

Opponents 0/0 8/9 12/14 6/11 2/2

Brien: (31G, 53G, 46G) (37G, 31G) ( ) (50N, 48N)

(36G, 32G, 39G) (38G, 48G) (35G) ( ) ( ) (48G, 44G)

(19G, 38G) (22G, 42G) (50G, 51G, 45G) (49G, 53G)

(20G, 33G) (41N)

Opponents: (36N, 36G) (37G, 34G) (43G, 22G,

40G, 38G) (47G) (46N) (23G) (25G, 32G, 55G)

(25G, 23G) (36G, 51G, 29G) (43G) (36G, 33N, 45N)

(43N, 43G, 22G) (44G, 26G, 31G) (45N, 37G, 34G,

48N) (30G) (30G, 25G)

#### 1997 NFC WEST STANDINGS

Saints Finish: 4th place

W L T Pct.

San Francisco 13 3 0 813

Atlanta 7 9 0 438

Carolina 7 9 0 438

New Orleans 6 10 0 375

St. Louis 5 11 0 313

PASSING	Att	Cmp	Yds	Cmp%	Yds/Att	TD	TD%	Int	Int%	Long	Sk/Yds	Rating
Shuler	203	106	1288	52.2	6.34	2	1.0	14	6.9	89t	21/132	46.6
Hobert	131	61	891	46.6	6.80	6	4.6	8	6.1	49	4/29	59.0
Wuerffel	91	42	518	46.2	5.69	4	4.4	8	8.8	47	18/116	42.3
Nussmeier	32	18	183	56.3	5.72	0	0.0	3	9.4	24	6/32	33.7
Bates	1	1	21	100.0	21.00	1	100.0	0	0.0	21t	0/0	158.3
Hill	0	0	0	—	—	0	—	0	—	—	—	—
Saints	458	228	2901	49.8	6.33	13	2.8	33	7.2	89t	50/317	49.4
Opponents	518	293	3289	56.6	6.35	21	4.1	16	3.1	52	59/408	76.3

# SAINTS STATISTICS

## 1998

### RECORD: 6-10

### FINISH: 3RD-NFC WEST



HISTORY

Date	W/L	Score	Opponent	Attendance	SCORING	TD	Ru	Pa	Rt	PAT	FG	S	TP	INT	Yds	Avg	LG	TD			
9/6	W	24-17	at St. Louis	56,943	Brien	0	0	0	0	31/31	20/22	0	91	INTERCEPTIONS	No	Yds	Avg	LG	TD		
9/13	W	19-14	Carolina	51,915	Cleeland	6	0	6	0	0	0	0	36	Knight	6	171	28.5	91t	2		
9/27	Wot	19-13	at Indianapolis	46,480	Craver	5	2	2	1	0	0	0	30	Drakeford	4	76	19.0	32t	1		
10/4	L	27-30	New England	56,172	Bech	3	0	3	0	0	0	0	18	Cota	4	16	4.0	9	0		
10/11	L	0-31	San Francisco	62,811	Hastings	3	0	3	0	0	0	0	18	Kelly	2	104	52.0	79t	1		
10/18	L	23-31	at Atlanta	60,774	L. Smith	3	1	2	0	0	0	0	18	Weary	2	64	32.0	63t	1		
10/25	W	9-3	Tampa Bay	52,695	Knight	2	0	0	2	0	0	0	12	Molden	2	35	17.5	24	0		
11/1	L	17-31	at Carolina	62,514	Poole	2	0	2	0	0	0	0	12	Glover	1	0	0.0	0	0		
11/8	L	24-31	at Minnesota	63,779	Collins	1	1	0	0	0	0	0	6	Saints	21	466	22.2	91t	5		
11/15	W	24-3	St. Louis	46,430	T. Davis	1	0	0	0	0	0	0	6	Opponents	19	186	9.8	56t	3		
11/22	L	20-31	at San Francisco	68,429	Dawkins	1	0	1	0	0	0	0	6								
11/29	L	10-30	at Miami	73,216	Drakeford	1	0	0	1	0	0	0	6								
12/6	W	22-3	Dallas	65,065	Fields	1	0	0	1	0	0	0	6	PUNTING	No	Yds	Avg	Net	TD	LG	B
12/13	L	17-27	Atlanta	61,678	J. Johnson	1	0	0	1	0	0	0	6	Royals	88	4017	45.6	36.0	10	26	64
12/20	L	17-19	at Arizona	51,617	Kelly	1	0	0	1	0	0	0	6	Brien	2	72	36.0	26.0	1	0	37
12/27	L	33-45	Buffalo	39,707	Kei Mitchell	1	0	0	1	0	0	0	6	Saints	90	4089	45.4	35.8	11	26	64
					Robbins	1	0	0	1	0	0	0	6	Opponents	75	3263	43.5	36.7	5	18	64

TEAM STATISTICS	N.O.	OPP.	TD	Ru	Pa	Rt	PAT	FG	S	TP	INT	Yds	Avg	LG	TD
<b>TOTAL FIRST DOWNS</b>	<b>258</b>	<b>326</b>													
Rushing	67	86	Saints	35	6	19	10	31/31	20/22	2	305				
Passing	165	208	Opponents	40	13	24	3	39/39	26/33	0	359				
Penalty	26	32	2 Pt. Conv.:	Saints 0-3, Opp. 1-1											
3rd Down: Made/Att.	77/215	99/226													
3rd Down: Pct.	35.8	43.8	SACKS:	Glover 10.0, J. Johnson 7.0, Fields 6.0,											
4th Down: Made/Att.	6/17	4/9		Tomich 6.0, Martin 3.0, Kei Mitchell 2.5, Kev.											
4th Down: Pct.	35.3	44.4		Mitchell 2.5, Cherry 2.0, Cota 2.0, Hewitt 2.0, Aleaga											

POSSESSION AVG.	28:03	31:57	1.0, Bordano 1.0, Robbins 1.0, Wilson 1.0, Saints
<b>TOTAL NET YARDS</b>	<b>4463</b>	<b>5668</b>	
Avg. Per Game	278.9	354.3	
Total Plays	966	1053	
Avg. Per Play	4.6	5.4	
<b>NET YARDS RUSHING</b>	<b>1325</b>	<b>1700</b>	
Avg. Per Game	82.8	106.3	
Total Rushes	374	467	
<b>NET YARDS PASSING</b>	<b>3138</b>	<b>3968</b>	
Avg. Per Game	196.1	248.0	
Sacked/Yards Lost	57/376	47/288	
Gross Yards	3514	4256	
Att./Completions	535/278	539/328	
Completion Pct.	52.0	60.9	
Had Intercepted	19	21	

PUNTS/AVERAGE	90/45.4	75/43.5	Opponents
<b>NET PUNTING AVG.</b>	<b>90/35.8</b>	<b>75/36.7</b>	
<b>PENALTIES/YARDS</b>	<b>121/928</b>	<b>132/1164</b>	
<b>FUMBLES/BALL LOST</b>	<b>28/14</b>	<b>24/11</b>	
<b>TOUCHDOWNS</b>	<b>35</b>	<b>40</b>	
Rushing	6	13	
Passing	19	24	
Returns	10	3	

Score by Periods	1	2	3	4	OT	TOT
Saints	50	125	41	83	6	305
Opponents	74	126	74	85	0	359

RECEIVING	No	Yds	Avg	LG	TD
Cleeland	54	684	12.7	53	6
Dawkins	53	823	15.5	64t	1
Hastings	35	455	13.0	89t	3
Craver	33	214	6.5	49	2
Poole	24	509	21.2	82t	2
L. Smith	24	249	10.4	35t	2
T. Davis	16	99	6.2	19	0
Bech	14	264	18.9	72t	3
Gulford	10	124	12.4	24	0
Zellars	10	50	5.0	14	0
Farquhar	1	13	13.0	13	0
Slutzker	1	10	10.0	10	0
Wilcox	1	10	10.0	10	0
T. Johnson	1	8	8.0	8	0
Perry	1	2	2.0	2	0
<b>Saints</b>	<b>278</b>	<b>3514</b>	<b>12.6</b>	<b>89t</b>	<b>19</b>
<b>Opponents</b>	<b>328</b>	<b>4256</b>	<b>13.0</b>	<b>81t</b>	<b>24</b>

PASSING	Att	Cmp	Yds	Cmp%	Yds/Att	TD	TD%	Int	Int%	Long	Sk/Yds	Rating
Tolliver	199	110	1427	55.3	7.17	8	4.0	4	2.0	82t	11/88	83.1
Collins	191	94	1202	49.2	6.29	4	2.1	10	5.2	89t	21/140	54.5
Wuerffel	119	62	695	52.1	5.84	5	4.2	5	4.2	64t	23/131	66.3
Hobert	23	11	170	47.8	7.39	1	4.3	0	0.0	35t	2/17	37.2
L. Smith	2	1	20	50.0	10.00	1	50.0	0	0.0	20t	0/0	125.0
Craver	1	0	0	0.0	0.00	0	0.0	0	0.0	0	0/0	39.6
<b>Saints</b>	<b>535</b>	<b>278</b>	<b>3514</b>	<b>52.0</b>	<b>6.57</b>	<b>19</b>	<b>3.6</b>	<b>19</b>	<b>3.6</b>	<b>89t</b>	<b>57/376</b>	<b>69.8</b>
<b>Opponents</b>	<b>539</b>	<b>328</b>	<b>4256</b>	<b>60.9</b>	<b>7.90</b>	<b>24</b>	<b>4.5</b>	<b>21</b>	<b>3.9</b>	<b>81t</b>	<b>47/288</b>	<b>84.3</b>

1998 NFC WEST STANDINGS			
Saints Finish: 3rd place			
	W	L	T
Atlanta	14	2	0
San Francisco	12	4	0
<b>New Orleans</b>	<b>6</b>	<b>10</b>	<b>0</b>
Carolina	4	12	0
St. Louis	4	12	0

# SAINTS STATISTICS

## 1999

### RECORD: 3-13

### FINISH: 5TH-NFC WEST

HISTORY

Date	W/L	Score	Opponent	Attendance	SCORING	TD	Ru	Pa	Rt	PAT	FG	S	TP	INTERCEPTIONS	No	Yds	Avg	LG	TD
9/12	W	19-10	Carolina	58,166	Brien	0	0	0	0	20/21	24/29	0	92	Ambrose	6	27	4.5	16	0
9/19	L	21-28	at San Francisco	67,685	Poole	6	0	6	0	0	0	0	36	Clay	3	32	10.7	24	0
10/3	L	10-14	at Chicago	66,944	Kennison	4	0	4	0	0	0	0	26	Kei, Mitchell	3	22	7.3	18	0
10/10	L	17-20	Atlanta	57,289	Tolliver	3	3	0	0	0	0	0	18	Weary	2	49	24.5	27	0
10/17	L	21-24	Tennessee	51,875	Delhomme	2	2	0	0	0	0	0	12	Fields	2	0	0.0	0	0
10/24	L	5-31	at New York Giants	77,992	Ri. Williams	2	2	0	0	0	0	0	12	Kelly	1	6	6.0	6	0
10/31	L	16-21	Cleveland	48,817	Bech	1	0	1	0	0	0	0	8	Molden	1	2	2.0	2	0
11/7	L	16-31	Tampa Bay	47,129	Cleeland	1	0	1	0	0	0	0	8	Knight	1	0	0.0	0	0
11/14	W	24-6	San Francisco	52,198	Dawsey	1	0	1	0	0	0	0	6	Saints	19	138	7.3	27	0
11/21	L	23-41	at Jacksonville	69,772	Drakeford	1	0	0	1	0	0	0	6	Opponents	30	483	16.1	64	4
11/28	L	12-43	at St. Louis	65,864	Hastings	1	0	1	0	0	0	0	6						
12/5	L	12-35	at Atlanta	62,568	Hobert	1	1	0	0	0	0	0	6						
12/12	L	14-30	St. Louis	46,838	Slutzker	1	0	1	0	0	0	0	6	Barnhardt	82	3262	39.8	35.1	5
12/19	L	8-31	at Baltimore	67,597	L. Smith	1	0	1	0	0	0	0	6	Brien	1	20	20.0	20	0
12/24	W	31-24	Dallas	47,835	Wuerffel	1	0	0	1	0	0	0	6	Saints	83	3282	39.5	34.9	5
1/2	L	13-45	at Carolina	56,929	Wuerffel	1	1	0	0	0	0	0	6	Opponents	77	3183	41.3	36.2	7

TEAM STATISTICS	N.O.	OPP.	SCORING	TD	Ru	Pa	Rt	PAT	FG	S	TP	INTERCEPTIONS	No	Yds	Avg	LG	TD	
TOTAL FIRST DOWNS	288	297	2-PL. Conv.: Bech, Cleeland, Kennison, Saints	55	15	34	6	54/54	16/23	0	434	PUNT RET	Ret	FC	Yds	LG	TD	
Rushing	97	105	-3/6, Opp. 1-1	27	9	16	2	20/21	24/29	0	260	Kennison	35	23	258	7.4	18	0
Passing	159	170		28	172	61	29	0	0	0	0	Saints	43	25	258	7.4	18	0
Penalty	32	22	SACKS: Glover 8.5, Whitehead 7.0, B. Smith 6.0,	46	16	21	4	0	0	0	0	Opponents	35	25	283	6.6	74	1

3rd Down: Made/Att.	74/220	79/204	Wilson 5.5, Martin 4.5, Fields 4.0, Kei, Mitchell
3rd Down: Pct.	33.6	38.7	3.5, Tomich 3.0, Robbins 2.0, Hewitt 1.0, Saints
4th Down: Made/Att.	8/22	8/11	45.0, Opp. 41.0
4th Down: Pct.	36.4	72.7	

POSSESSION AVG.	30:54	29:06	RUSHING	No	Yds	Avg	LG	TD
TOTAL NET YARDS	4983	5318	Ri. Williams	253	884	3.5	25	2
Avg. Per Game	311.4	332.4	L. Smith	60	205	3.4	24	0
Total Plays	1055	966	Perry	48	180	3.8	22	0
Avg. Per Play	4.7	5.5	Tolliver	26	142	5.5	37	3

NET YARDS RUSHING	1690	1774	Delhomme	11	72 <th>6.5</th> <th>23</th> <th>2</th>	6.5	23	2
Avg. Per Game	105.6	110.9	Hobert	12	47	3.9	10	1
Total Rushes	461	432	Craver	17	40	2.4	8	0
NET YARDS PASSING	3293	3544	Davis	20	32	1.6	7	0
Avg. Per Game	205.8	221.5	Wuerffel	2	29	14.5	29	1
Sacked/Yards Lost	41/305	45/277	Kennison	3	20	6.7	15	0

Gross Yards	3598	3821	Philyaw <th>4</th> <th>16</th> <th>4.0</th> <th>18</th> <th>0</th>	4	16	4.0	18	0
Att./Completions	553/288	489/291	Poole	1	14	14.0	14	0
Completion Pct.	52.1	59.5	Barnhardt	1	4	4.0	4	0
Had Intercepted	30	19	Hastings	1	4	4.0	4	0

PUNTS/AVERAGE	83/39.5	77/41.3	Powell	1	1	1.0	1	0
NET PUNTING AVG. <td>83/34.9</td> <td>77/36.2</td> <td>Franklin</td> <td>1</td> <td>0</td> <td>0.0</td> <td>0</td> <td>0</td>	83/34.9	77/36.2	Franklin	1	0	0.0	0	0
PENALTIES/YARDS <td>110/877</td> <td>124/1006</td> <td>Saints</td> <td>461</td> <td>1690</td> <td>3.7</td> <td>33</td> <td>9</td>	110/877	124/1006	Saints	461	1690	3.7	33	9
FUMBLE/BALL LOST <td>26/9</td> <td>22/15</td> <td>Opponents</td> <td>432</td> <td>1774</td> <td>4.1</td> <td>40</td> <td>15</td>	26/9	22/15	Opponents	432	1774	4.1	40	15

TOUCHDOWNS	27	55	RECEIVING	No	Yds	Avg	LG	TD
Rushing	9	15	Kennison	61	835	13.7	90	4
Passing	16	34	Poole	42	796	19.0	67	6
Returns	2	6	Hastings	40	564	14.1	42	1

Score by Periods	1	2	3	4	OT	TOT
Saints	59	91	39	71	0	260
Opponents	79	124	104	127	0	434

1999 NFC WEST PLACINGS	W	L	T	Pct.
Saints Finish: 5th place	13	3	0	813
St. Louis	13	3	0	813
Carolina	8	8	0	500
Atlanta	5	11	0	313
San Francisco	4	12	0	250
New Orleans	3	13	0	188

PASSING	Att	Cmp	Yds	Cmp%	Yds/Att	TD	TD%	Int	Int%	Long	Sk/Yds	Rating
Tolliver	268	139	1916	51.9	7.15	7	2.6	16	6.0	57	19/152	58.9
Hobert	159	85	970	53.5	6.10	6	3.8	6	3.8	90	11/79	68.9
Delhomme	76	42	521	55.3	6.86	3	3.9	5	6.6	51	6/42	62.4
Wuerffel	48	22	191	45.8	3.98	0	0.0	3	6.3	22	5/32	30.8
L. Smith	1	0	0	0.0	0.00	0	0.0	0	0.0	0	0/0	39.6
Ri. Williams	1	0	0	0.0	0.00	0	0.0	0	0.0	0	0/0	39.6
Saints	553	288	3598	52.1	6.51	16	2.9	30	5.4	90	41/305	59.6
Opponents	489	291	3821	59.5	7.81	34	7.0	19	3.9	62	45/277	91.2

# SAINTS STATISTICS

## 2000

### RECORD: 10-6

### FINISH: 1ST-NFC WEST



HISTORY

Date	W/L	Score	Opponent	Attendance	SCORING	TD	Ru	Pa	Rt	PAT	FG	S	TP	INTERCEPTIONS	No	Yds	Avg	LG	TD		
9/3	L	10-14	Detroit	64,900	Brien	0	0	0	0	37/37	23/29	0	106	Knights	5	68	13.6	37	2		
9/10	W	28-27	at San Diego	51,300	R. Williams	9	8	1	0	0	0	0	54	Molden	3	24	8.0	24	0		
9/17	L	10-20	at Seattle	59,513	Horn	8	0	8	0	0	0	0	48	Perry	3	3	1.0	3	0		
9/24	L	7-21	Philadelphia	64,900	Jackson	6	0	6	0	0	0	0	36	D. Smith	2	56	28.0	41	1		
10/8	W	31-10	at Chicago	66,944	A. Glover	4	0	4	0	0	0	0	24	Weary	2	27	13.5	27	0		
10/15	W	24-6	Carolina	50,015	Allen	2	2	0	0	0	0	0	14	Oldham	2	0	0.0	0	0		
10/22	W	21-19	at Atlanta	56,508	Brooks	2	2	0	0	0	0	0	12	D. Howard	1	46	46.0	46	0		
10/29	W	21-10	at Arizona	35,016	Knights	2	0	2	0	0	0	0	12	Mitchell	1	40	40.0	40	1		
11/5	W	31-15	San Francisco	64,900	Mitchell	2	0	2	0	0	0	0	12	Mathis	1	0	0.0	0	0		
11/12	W	20-10	at Carolina	72,991	Blake	1	0	0	0	0	0	0	6	Saints	20	264	13.2	46	4		
11/19	L	22-31	Oakland	64,900	Hall	1	0	0	0	0	0	0	6	Opponents	15	125	8.3	35	1		
11/26	W	31-24	at St. Louis	66,064	Milne	1	0	0	0	0	0	0	6								
12/10	L	23-38	Denver	64,900	Moore	1	0	0	0	0	0	0	6	PUNTING	No	Yds	Avg	Net	TB	IG	B
12/10	W	31-27	at San Francisco	67,892	Moore	1	0	0	0	0	0	0	6	Gowin	74	3043	41.1	32.3	8	22	58
12/17	W	23-7	Atlanta	64,900	D. Smith	1	0	0	0	0	0	0	6	Saints	74	3043	41.1	32.3	8	22	58
12/24	L	21-26	St. Louis	64,900	Saints	41	14	22	5	37/37	23/29	0	354	Opponents	74	3024	40.9	35.7	2	19	62

TEAM STATISTICS				N.O.	OPP.	PUNT RET										Ret	FC	Yds	Av	LG	TD					
TOTAL FIRST DOWNS				312	279											Morton	30	14	278	9.3	51	0				
Rushing				117	95											Canly	9	2	45	5.0	13	0				
Passing				169	159											Mathis	1	1	5	5.0	5	0				
Penalty				26	25											Wilson	0	0	11	—	11	0				
3rd Down: Made/Att				97/227	80/204											Saints	40	17	339	8.5	51	0				
3rd Down Pct.				42.7	39.2											Opponents	37	17	434	13.4	95	2				
4th Down: Made/Att				10/17	4/14											KICKOFF RET						No	Yds	Av	LG	TD
4th Down Pct.				58.8	28.6											Morton	44	1029	23.4	68	0					

POSSESSION AVG.				31:27	28:33	SACKS: L. Glover 17.0, Johnson 12.0, D. Howard 11.0, Mitchell 6.5, Whitehead 5.5, Hand 3.0, Fields 2.0, Knight 2.0, Oldham 2.0, D. Smith 2.0, Weary 2.0, Clarke 1.0, Saints 66.0, Opp. 39.0									
TOTAL NET YARDS				5397	4743										
Avg. Per Game				337.3	296.4										
Total Plays				1041	949										
Avg. Per Play				5.2	5.0										
NET YARDS RUSHING				2068	1672										
Avg. Per Game				129.3	104.5										
Total Rushes				505	395										
NET YARDS PASSING				3329	3071										
Avg. Per Game				208.1	191.9										
Sacked/Yards Lost				39/244	66/378										
Gross Yards				3573	3449										
Att./Completions				497/298	488/285										
Completion Pct.				60.0	58.4										
Had Intercepted				15	20										
PUNTS/AVERAGE				74/41.1	74/40.9										
NET PUNTING AVG.				74/32.3	74/35.7										
PENALTIES/YARDS				124/1024	105/837										
FUMBLES/BALL LOST				26/11	24/15										
TOUCHDOWNS				41	36										
Rushing				14	14										
Passing				22	17										
Returns				5	5										

Score by Periods				1	2	3	4	OT	TD	TO	3PT
Saints				66	111	67	110	0	354		
Opponents				58	111	51	85	0	305		

2000 NFC WEST STANDINGS									
Saints Finish: 1st place									
		W	L	T	Pct.				
New Orleans		10	6	0	62.5				
St. Louis		10	6	0	62.5				
Carolina		7	9	0	43.8				
San Francisco		6	10	0	37.5				
Atlanta		4	12	0	25.0				

PASSING	Att	Cmp	Yds	Cmp%	Yds/Att	TD	TD%	Int	Int%	Long	Sk/Yds	Rating
Blake	302	184	2025	60.9	6.71	13	4.3	9	3.0	49	24/150	82.7
Brooks	194	113	1514	58.2	7.80	9	4.6	6	3.1	53	15/94	85.7
R. Williams	1	1	34	100.0	34.00	0	0.0	0	0.0	34	0/0	118.8
Saints	497	298	3573	60.0	7.19	22	4.4	15	3.0	53	39/244	84.2
Opponents	488	285	3449	58.4	7.07	17	3.5	20	4.1	69	66/378	74.7



# SAINTS STATISTICS

## 2001

### RECORD: 7-9

### FINISH: 3RD-NFC WEST

Date	W/L	Score	Opponent	Attendance	SCORING	TD	Ru	Pa	Rt	PAT	FG	S	TP	INTERCEPTIONS	No	Yds	Avg	LG	TD			
9/9	W	24-6	at Buffalo	71,447	:Carney	0	0	0	0	32/32	27/31	0	113	:S. Knight	6	114	19.0	40	0			
9/30	L	13-21	at New York Giants	76,451	:Hom	9	0	9	0	0	0	0	54	:Bellamy	3	21	7.0	21	0			
10/7	W	28-15	Minnesota	70,020	:R. Williams	7	6	1	0	0	0	0	42	:Mathis	2	34	17.0	23	0			
10/14	W	27-25	at Carolina	72,049	:W. Jackson	5	0	5	0	0	0	0	32	:Howard	1	37	37.0	37	0			
10/21	L	13-20	Atlanta	70,020	:Cleland	4	0	4	0	0	0	0	24	:Clemmons	1	3	3.0	3	0			
10/28	W	34-31	at St. Louis	66,189	:B. Williams	3	0	3	0	0	0	0	18	:Oldham	1	0	0.0	0	0			
11/4	L	9-16	New York Jets	70,020	:Connell	2	0	2	0	0	0	0	12	:Thomas	1	0	0.0	0	0			
11/11	L	27-28	at San Francisco	68,063	:McAllister	2	1	1	0	0	0	0	12	:Saints	15	209	13.9	40	0			
11/18	W	34-20	Indianapolis	70,020	:T. Smith	2	0	2	0	0	0	0	12	Opponents	22	189	8.6	36†	1			
11/25	L	17-34	at New England	60,232	:Brooks	1	0	0	0	0	0	0	6									
12/2	W	27-23	Carolina	70,020	:Oldham	1	0	1	0	0	0	0	6	PUNTING	No <td>Yds <td>Avg <td>Net <td>TB <td>I20 <td>LG <td>B</td> </td></td></td></td></td></td>	Yds <td>Avg <td>Net <td>TB <td>I20 <td>LG <td>B</td> </td></td></td></td></td>	Avg <td>Net <td>TB <td>I20 <td>LG <td>B</td> </td></td></td></td>	Net <td>TB <td>I20 <td>LG <td>B</td> </td></td></td>	TB <td>I20 <td>LG <td>B</td> </td></td>	I20 <td>LG <td>B</td> </td>	LG <td>B</td>	B
12/9	W	28-10	at Atlanta	68,826	:Saints	36	8	27	1	32/32	27/31	1	333	:Gowin	76	3180	41.8	35.8	7	24	62	0
12/17	L	21-34	St. Louis	70,332	Opponents	47	15	30	2	42/42	27/31	0	409	Saints	76	3180	41.8	35.8	7	24	62	0
12/23	L	21-48	at Tampa Bay	65,526	2-Pt. Conv.: W. Jackson, Saints 1-4, Opp. 2-5									Opp.	67	2917	43.5	38.3	3	19	70	0
12/30	L	10-40	Washington	70,020																		
1/6	L	0-38	San Francisco	70,020																		

#### TEAM STATISTICS

	N.O.	OPP.																				
<b>TOTAL FIRST DOWNS</b>	<b>294</b>	<b>284</b>																				
Rushing	87	88																				
Passing	184	169																				
Penalty	23	27																				
3rd Down: Made/Att	89/227	80/201	R. Williams	313	1245	4.0	46	6						KICKOFF RET	No	Yds	Avg	LG	TD			
3rd Down Pct.	39.2	39.8	Brooks	80	358	4.5	26	1						McAllister	45	1091	24.2	63	0			
4th Down: Made/Att	6/18	3/12	McAllister	16	91	5.7	54†	1						Lewis	32	762	23.8	68	0			
4th Down Pct.	33.3	25.0	T. Smith	5	8	1.6	6	0						McAfee	6	144	24.0	34	0			
<b>POSSESSION AVG.</b>	<b>29:24</b>	<b>30:36</b>	Connell	1	6	6.0	6	0						Ackerman	2	11	5.5	11	0			
<b>TOTAL NET YARDS</b>	<b>5226</b>	<b>5070</b>	Hom	1	4	4.0	4	0						Whitehead	2	19	9.5	12	0			
Avg. Per Game	326.6	316.9	McAfee	1	2	2.0	2	0						Saints	87	2027	23.3	68	0			
Total Plays	1031	948	Blake	1	-1	-1.0	-1	0						Opponents	66	1472	22.3	86	0			
Avg. Per Play	5.1	5.3	Carney	1	-1	-1.0	-1	0														
<b>NET YARDS RUSHING</b>	<b>1712</b>	<b>1715</b>	Saints	419	1712	4.1	54†	8						<b>FIELD GOALS</b>	1-19	20-29	30-39	40-49	50+			
Avg. Per Game	107.0	107.2	Opponents	443	1715	3.9	55	15						Carney	0/0	7/7	11/11	8/12	1/1			
Total Rushes	419	443												Saints	0/0	7/7	11/11	8/12	1/1			
<b>NET YARDS PASSING</b>	<b>3514</b>	<b>3355</b>	RECEIVING	No	Yds	Avg	LG	TD						Opponents	0/0	9/9	8/9	5/8	5/5			
Avg. Per Game	219.6	209.7	Hom	83	1265	15.2	56	9														
Sacked/Yards Lost	50/330	53/323	W. Jackson	81	1046	12.9	63	5						Carney:	(31G)	(32G, 30G)	(50G, 23G, 45G, 29G,					
Gross Yards	3844	3678	R. Williams	60	511	8.5	42	1														
Att./Completions	562/313	452/278	R. Wilson	21	277	13.2	44	0														
Completion Pct.	55.7	61.5	B. Williams	20	202	10.1	26	3														
Had Intercepted	22	15	McAllister	15	166	11.1	22†	1														
<b>PUNTS/AVERAGE</b>	<b>76/41.8</b>	<b>67/43.5</b>	Cleland	13	138	10.6	19†	4														
<b>NET PUNTING AVG.</b>	<b>76/35.8</b>	<b>67/38.3</b>	Connell	12	191	15.9	46†	2														
<b>PENALTIES/YARDS</b>	<b>119/1025</b>	<b>100/877</b>	McGarity	1	-2	-2.0	-2	0														
<b>FUMBLES/BALL LOST</b>	<b>35/13</b>	<b>28/15</b>	T. Smith	4	30	7.5	12	2														
<b>TOUCHDOWNS</b>	<b>36</b>	<b>47</b>	L. Hall	2	15	7.5	9	0														
Rushing	8	15	Stachelski	1	5	5.0	5	0														
Passing	27	30	Saints	313	3844	12.3	63	27														
Returns	1	2	Opponents	278	3678	13.2	86†	30														

Score by Periods	1	2	3	4	OT	TOT
Saints	53	77	108	95	0	333
Opponents	120	120	47	122	0	409

#### 2001 NFC WEST STANDINGS

Saints Finish: 3rd place

	W	L	T	Pct.
St. Louis	14	2	0	87.5
San Francisco	12	4	0	75.0
New Orleans	7	9	0	43.8
Atlanta	7	9	0	43.8
Carolina	1	15	0	6.3

PASSING	Att	Cmp	Yds	Cmp%	Yds/Att	TD	TD%	Int	Int%	Long	SK/Yds	Rating
Brooks	558	312	3832	55.9	6.87	26	4.7	22	3.9	63	50/330	76.4
McAllister	2	1	12	50.0	6.00	1	50.0	0	0.0	12†	0/0	108.3
Blake	1	0	0	0.0	0.00	0	0.0	0	0.0	0	0/0	39.6
Hom	1	0	0	0.0	0.00	0	0.0	0	0.0	0	0/0	39.6
<b>Saints</b>	<b>562</b>	<b>313</b>	<b>3844</b>	<b>55.7</b>	<b>6.84</b>	<b>27</b>	<b>4.8</b>	<b>22</b>	<b>3.9</b>	<b>63</b>	<b>50/330</b>	<b>76.7</b>
<b>Opponents</b>	<b>452</b>	<b>278</b>	<b>3678</b>	<b>61.5</b>	<b>8.14</b>	<b>30</b>	<b>6.6</b>	<b>15</b>	<b>3.3</b>	<b>86†</b>	<b>53/323</b>	<b>95.5</b>

# SAINTS STATISTICS

## 2002

### RECORD: 9-7

### FINISH: 3RD-NFC SOUTH



HISTORY

Date	W/L	Score	Opponent	Attendance	SCORING	TD	Ru	Pa	Rt	PAT	FG	S	TP	INTERCEPTIONS	No	Yds	Avg	Long	TD			
9/8	Wot	26-20	at Tampa Bay	65,554	Carney	0	0	0	0	37/37	31/35	0	130	Thomas	5	80	16.0	43	0			
9/15	W	35-20	Green Bay	67,958	McAllister	16	13	3	0	0	96	0	96	S. Knight	5	36	7.2	17	0			
9/22	W	29-23	at Chicago	63,216	Stallworth	6	0	8	0	0	48	0	48	Bellamy	3	39	13.0	16	0			
9/29	L	21-26	at Detroit	60,023	Horn	7	0	7	0	0	44	0	44	D. Smith	2	21	10.5	17	0			
10/6	W	32-29	Pittsburgh	67,734	Pathon	4	0	4	0	0	24	0	24	Ivins	2	10	5.0	10	0			
10/13	W	43-27	at Washington	80,768	M. Lewis	3	0	0	3	0	18	0	18	D. Carter	1	25	25.0	25	0			
10/20	W	35-27	San Francisco	67,903	Reed	3	0	3	0	0	18	0	18	Allen	1	0	0.0	0	1			
10/27	L	35-37	Atlanta	67,883	Brooks	2	2	0	0	0	16	0	16	Hawthorne	1	0	0.0	0	0			
11/10	W	34-24	at Carolina	72,566	B. Williams	2	0	0	1	0	14	0	14	Saints	20	211	10.6	43	1			
11/17	L	17-24	at Atlanta	70,382	Allen	1	0	0	1	0	6	0	6	Opponents	15	220	14.7	48	1			
11/24	L	15-24	Cleveland	68,295	Craver	1	0	0	1	0	6	0	6	Opponents	15	220	14.7	48	1			
12/1	W	23-20	Tampa Bay	68,226	Fenderson	0	0	0	0	0	0	0	0	PUNTING	No	Yds	Avg	Net	TB	I20	LG	B
12/8	W	37-25	at Baltimore	69,334	Grant	1	0	0	1	0	0	0	0	Gowin	61	2553	41.9	36.9	6	15	59	0
12/15	L	31-32	Minnesota	67,851	Saints	49	16	27	6	37/37	31/35	0	432	Johnston	8	307	38.4	34.8	0	1	55	0
12/22	L	13-20	at Cincinnati	43,544	Opponents	45	18	25	2	39/40	23/28	1	388	Saints	69	2860	41.4	36.7	6	16	59	0
12/29	L	6-10	Carolina	66,946	2-Pl. Conv.: Brooks 2, Horn, B. Williams, Saints	4-11, Opp. 4-5								Opponents	73	3118	42.7	33.3	3	20	71	3

#### TEAM STATISTICS

	N.O.	OPP.																	
<b>TOTAL FIRST DOWNS</b>	291	327	<b>SACKS:</b> Howard 8.0, Grant 7.0, Jackson 5.5, D. Smith 3.5, K. Smith 3.5, Whitehead 3.0, Hand 2.5, S. Knight 2.0, Bellamy 1.5, Thomas 1.0, Clemons 0.5.																
Rushing	91	108	Saints 39.0, Opp. 37.0																
Passing	169	191																	
Penalty	31	28																	
3rd Down: Made/Att.	92/224	87/223																	
3rd Down: Pct.	41.1	39.0	<b>RUSHING</b>	No	Yds	Avg	LG	TD	<b>KICKOFF RET</b>	No	Yds	Avg	LG	TD					
4th Down: Made/Att.	8/13	12/20	McAllister	325	1388	4.3	62	13	M. Lewis	70	1807	25.8	97	2					
4th Down Pct.:	61.5	60.0	Brooks	62	253	4.1	21	2	Fenderson	2	43	21.5	22	0					
<b>POSSESSION AVG.</b>	28:44	31:16	Fenderson	13	65	5.0	17	1	Grant	2	10	5.0	10	0					
<b>TOTAL NET YARDS</b>	5205	5796	Keaton	12	19	1.6	4	0	McAfee	2	69	34.5	51	0					
Avg. Per Game	325.3	362.3	M. Lewis	1	15	15.0	15	0	Bellamy	1	5	5.0	5	0					
Total Plays	1001	1071	McAfee	1	11	11.0	11	0	Cox	1	14	14.0	14	0					
Avg. Per Play	5.2	5.4	T. Smith	5	11	2.2	5	0	Whitehead	1	8	8.0	8	0					
<b>NET YARDS RUSHING</b>	1764	1991	Horn	1	2	2.0	2	0	Saints	79	1956	24.8	97	2					
Avg. Per Game	110.3	124.4	Stallworth	2	2	1.0	4	0	Opponents	85	1817	21.4	70	0					
Total Rushes	426	439	Delhomme	4	-2	-0.5	6	0											
<b>NET YARDS PASSING</b>	3441	3805	Saints	426	1764	4.1	62	16	<b>FIELD GOALS</b>	1-19	20-29	30-39	40-49	50+					
Avg. Per Game	215.1	237.8	Opponents	439	1991	4.5	59	18	Carney	0/0	9/9	11/13	11/12	0/1					
Sacked/Yards Lost	37/244	39/253							Saints	0/0	9/9	11/13	11/12	0/1					
Gross Yards	3685	4058	<b>Receiving</b>	No	Yds	Avg	Long	TD	Opponents	1/1	8/8	6/7	5/7	3/5					
Att./Completions	538/291	593/343	Horn	88	1312	14.9	63	7											
Completion Pct.	54.1	57.8	McAllister	47	352	7.5	30	3	Carney:	(28G.41G) (39N) ( ) ( ) (40G.48G.31G.48)									
Had Intercepted	15	20	Pathon	43	523	12.2	64	4	(21G.23G.36G) (46G.55N.31G.22G) (40G.40G)										
<b>PUNTS/AVERAGE</b>	69/41.4	73/42.7	Stallworth	42	594	14.1	57	8	(39G.23G) (35G) (33G.27G.48G) (48N.48G)										
<b>NET PUNTING AVG.</b>	69/36.7	73/33.3	Reed	21	360	17.1	54	3	(34G.28G.28G) (40G.34G.27G) (38G.33N.43G)										
<b>PENALTIES/YARDS</b>	119/911	110/953	B. Williams	13	143	11.0	32	2	(30G.38G)										
<b>FUMBLES/BALL LOST</b>	29/15	29/18	Sloan	12	127	10.6	29	0											
<b>TOUCHDOWNS</b>	49	45	T. Smith	9	30	3.3	10	0	Opponents:	(52G.47B.53N.40G) (27G.36G)									
Rushing	16	18	M. Lewis	8	200	25.0	59	0	(31G.25G.58N.25G) (23G.34G.23G.38G) ( )										
Passing	27	25	Fenderson	6	38	6.3	13	0	( ) (24G.41G) (31G.32G.47G) (19G) (39N.42G)										
Returns	6	2	Hall	2	6	3.0	4	0	(28G) (42N.51G)(26G) (41G) ( ) (50G)										
			Saints	291	3685	12.7	64	27											
			Opponents	343	4058	11.8	77	25											

Score by Periods	1	2	3	4	OT	TOT
Saints	95	109	107	115	6	432
Opponents	67	134	78	109	0	388

2002 NFC SOUTH STANDINGS				
Saints Finish: 3rd place				
	W	L	T	Pct.
Tampa Bay	12	4	0	750
Atlanta	9	6	1	594
New Orleans	9	7	0	562
Carolina	7	9	0	438

PASSING	Att	Cmp	Yds	Cmp%	Yds/Att	TD	TD%	Int	Int%	Long	Sk/Yds	Rating
Brooks	528	283	3572	53.6	6.77	27	5.1	15	2.8	64	36/236	80.1
Delhomme	10	8	113	80.0	11.30	0	0.0	0	0.0	54	0/0	113.8
McAllister	0	0	0	—	—	0	—	0	—	—	1/8	—
Saints	538	291	3685	54.1	6.85	27	5.0	15	2.8	64	37/244	80.8
Opponents	593	343	4058	57.8	6.84	25	4.2	20	3.4	77	39/253	78.8

# SAINTS STATISTICS

## 2003

### RECORD: 8-8

### FINISH: 2ND-NFC SOUTH

HISTORY

Date	W/L	Score	Opponent	Attendance	SCORING	TD	Ru	Pa	Rt	PAT	FG	S	TP	INTERCEPTIONS	No	Yds	Avg	Long	TD	
9/7	L	10-27	at Seattle	52,250	Carney	0	0	0	0	36/37	22/30	0	102	Thomas	4	47	11.8	20	0	
9/14	W	31-10	Houston	66,390	Horn	10	0	10	0	0	60	0	60	Ambrose	3	78	26.0	73	1	
9/21	L	12-27	at Tennessee	68,809	McAllister	8	8	0	0	0	0	0	48	Bellamy	3	19	6.3	10	0	
9/28	L	21-55	Indianapolis	70,020	B. Williams	5	0	5	0	0	30	0	30	Rodgers	1	40	40.0	40	1	
10/05	L	17-14	at Carolina	72,496	Pathon	4	0	4	0	0	24	0	24	D. Smith	1	9	9.0	9	0	
10/12	W	20-13	Chicago	66,390	Stallworth	3	0	3	0	0	18	0	18	Ruff	1	7	7.0	7	0	
10/19	W	45-17	at Atlanta	70,837	Brooks	2	2	0	0	0	12	0	12	Jones	0	24	2.0	2	0	
10/26	Lot	20-23	Carolina	66,370	Conwell	2	0	2	0	0	12	0	12	V. Green	0	24	—	24	0	
11/2	W	17-14	at Tampa Bay	65,524	Ambrose	1	0	0	1	0	0	0	6	Saints	14	226	16.1	73	2	
11/16	Wot	23-20	Atlanta	66,432	K. Carter	1	0	0	0	0	0	0	6	Opponents	8	104	13.0	20	1	
11/23	L	20-33	at Philadelphia	67,802	M. Lewis	1	0	1	0	0	0	0	6							
11/30	W	24-20	at Washington	76,821	Rodgers	1	0	1	0	0	6	0	6	PUNTING	No	Yds	Avg	Net	LG	B
12/7	L	7-14	Tampa Bay	66,442	Thomas	1	0	0	1	0	0	0	6	Berger	71	3144	44.3	38.2	5	28
12/14	W	45-7	New York Giants	66,399	J. Allen	0	0	0	0	1	2	0	2	Saints	72	3144	43.7	38.2	5	28
12/21	L	19-20	at Jacksonville	49,207	Fenderson	0	0	0	0	0	2	0	2	Opponents	76	3163	41.9	36.4	3	21
12/28	W	13-7	Dallas	66,451	Saints	39	11	25	3	36/37	22/30	1	340							

TEAM STATISTICS	N.O.	OPP.	2-PT. Conversions:	Fenderson, Saints 1-2,	PUNT RET	Ret	FC	Yds	Avg	LG	TD
TOTAL FIRST DOWNS	302	298	Opp. 0-1		M. Lewis	30	10	275	9.2	27	0
Rushing	100	109			Stallworth	5	1	44	8.8	16	0
Passing	100	109	SACKS: Ch. Grant 10.0, Whitehead 5.5, Howard		V. Green	2	0	15	7.5	9	0
Penalty	25	24	5.0, Jackson TM 3.5, Bellamy 1.0, D. Carter 1.0,		Thomas	1	0	4	4.0	4	0
3rd down: Made/Att	106/229	79/208	Hodge 1.0, D. Smith 1.0, K. Smith 1.0, Sullivan 1.0,		Saints	40	12	360	9.0	27	0
3rd Down Pct.	46.3	38.0	Thomas 1.0, Saints 32.0, Opponents 36.0		Opponents	36	18	294	8.2	46	0
4th Down: Made/Att	5/19	9/16									
4th Down Pct.	26.3	56.3									

POSSESSION AVG.	30-18	29-42	RUSHING	No	Yds	Avg	LG	TD	KICKOFF RET	No	Yds	Avg	LG	TD
Total Net Yards	5438	5234	McAllister	351	1641	4.7	76	8	M. Lewis	45	1068	23.7	53	0
Avg. Per Game	339.9	327.1	Brooks	54	175	3.2	15	2	McAfee	9	140	15.6	23	0
Total Plays	1019	997	K. Carter	19	72	3.8	31	1	Craver	5	12	11.0	19	0
Avg. Per Play	5.3	5.2	L. Smith	11	61	5.5	17	0	Rasby	5	128	25.6	52	0
NET YARDS RUSHING	2000	2241	Horn	2	15	7.5	13	0	M. Williams	2	0	0.0	0	0
Avg. Per Game	125.0	140.1	Fenderson	4	14	3.5	6	0	J. Allen	1	8	8.0	8	0
Total Rushes	448	480	McAfee	1	13	13.0	13	0	Saints	72	1524	21.2	53	0
NET YARDS PASSING	3438	2993	Carney	1	3	3.0	3	0	Opponents	67	1587	23.7	100	2
Avg. Per Game	214.9	187.1	M. Lewis	1	2	2.0	2	0						

FIELD GOALS	1-19	20-29	30-39	40-49	50+									
Sacked/Yards Lost	36/203	32/171	Bouman	3	1	0.3	2	0	Carney	0	6/6	10/12	5/9	1/3
Gross Yards	3641	3164	Saints	448	2000	4.5	76	11	Saints	0/0	6/6	10/12	5/9	1/3
Att./Completions	535/314	485/264	Opponents	480	2241	4.7	69	12	Opponents	0/0	8/9	8/10	5/13	0/1
Completion Pct.	58.7	54.4												

PUNTS/AVERAGE	72/43.7	76/41.9	RECEIVING	No	Yds	Avg	Long	TD		
NET PUNTING AVG. <td>72/38.2</td> <td>76/36.4</td> <td>Horn</td> <td>78</td> <td>973</td> <td>12.5</td> <td>50</td> <td>10</td> <td>Carney</td> <td>(33G) (39G) (31G) (38G,43G)</td>	72/38.2	76/36.4	Horn	78	973	12.5	50	10	Carney	(33G) (39G) (31G) (38G,43G)
PENALTIES/YARDS	103/878	101/1012	McAllister	69	516	7.5	39	0	(38G,57N,26) (38N,50G,30G) (42G) (46G,42G)	
FUMBLES/BALL LOST	33/20	29/13	Pathon	44	578	13.1	40	4	(39N,47G) (28G,26G,36G) (45B) (51N,25G,48N)	
TOUCHDOWNS	39	36	B. Williams	41	436	10.6	31	5	(49N) (35G,49N) (33G,38G) (24G,27G)	
Rushing	11	12	Conwell	26	290	11.2	32	2	Opponents: (37G,25G) (30G) (22G,43G)	
Passing	25	20	Stallworth	25	485	19.4	76	3	(41G,42G) (49G,23G) (28G,31G) (28G)	
Returns	3	4	M. Lewis	12	226	18.8	39	1	(24G,29G,31G) (36N) (38G,27G,54N)	
			Rasby	6	55	9.2	17	0	(36G,41G,42G,33G) (45G,49G) (44N,35B) (43B)	
			T. Smith	6	28	4.7	8	0	(43G,35G,21B) ()	
			Gardner	3	29	9.7	11	0		
			K. Carter	1	11	11.0	11	0		
			D. Lewis	1	7	7.0	7	0		
			Fenderson	1	5	5.0	5	0		
			L. Smith	1	2	2.0	2	0		

2003 NFC SOUTH STANDINGS				
Saints Finish: 2nd place				
	W	L	T	Pct.
Carolina	11	5	0	.688
New Orleans	8	8	0	.500
Tampa Bay	7	9	0	.438
Atlanta	5	11	0	.312

PASSING	Att	Cmp	Yds	Cmp%	Yds/Att	TD	TD%	Int	Int%	Long	Sk/Yds	Rating
Brooks	518	306	3546	59.1	6.85	24	4.6	8	1.5	76t	34/195	88.8
Bouman	13	7	81	53.8	6.23	1	7.7	0	0.0	19	2/8	96.6
McAllister	2	0	0	0.0	0.00	0	0.0	0	0.0	0	0/0	39.6
Berger	1	0	0	0.0	0.00	0	0.0	0	0.0	0	0/0	39.6
Horn	1	1	14	100.0	14.00	0	0.0	0	0.0	14	0/0	118.8
Saints	535	314	3641	58.7	6.81	25	4.7	8	1.5	76t	36/203	88.7
Opponents	485	264	3164	54.4	6.52	20	4.1	12	2.9	79t	32/171	76.3

# SAINTS STATISTICS

## 2004

### RECORD: 8-8

### FINISH: 2ND-NFC SOUTH



HISTORY

Date	W/L	Score	Opponent	Attendance	SCORING	TD	Ru	Pa	Rt	PAT	FG	S	TP	INTERCEPTIONS	No	Yds	Avg	Long	TD			
9/12	L	7-21	Seattle	64,900	Carney 0 0 0 0 38/38 22/27 0 104	0	0	0	0	0	0	0	McKenzie	5	19	3.8	14	0				
9/19	W	30-27	San Francisco	64,900	Horn 11 0 11 0 0	0	0	0	0	0	0	0	0	Ambrose	3	19	6.3	19	0			
9/26	Wot	28-25	at St. Louis	65,856	McAllister 9 9 0 0 0	0	0	0	0	0	0	0	0	Brown	2	0	0.0	0	0			
10/3	L	10-34	at Arizona	28,109	Stallworth 5 0 5 0 0	0	0	0	0	0	0	0	0	Jones	1	55	55.0	55	0			
10/10	L	17-20	Tampa Bay	64,900	Brooks 4 4 0 0 0	0	0	0	0	0	0	0	0	Ch. Grant	1	8	8.0	8	0			
10/17	L	31-38	Minnesota	64,900	Stecker 3 2 0 1 0	0	0	0	0	0	0	0	0	Ruff	1	0	0.0	0	0			
10/24	W	31-26	at Oakland	45,337	B. Williams 2 2 0 0 0	0	0	0	0	0	0	0	0	Saints	13	101	7.8	55	0			
11/7	L	17-43	at San Diego	59,662	Bookwoldt 1 0 0 1 0	0	0	0	0	0	0	0	0	Opponents	16	260	16.3	76	1			
11/14	W	27-20	Kansas City	64,900	Conwell 1 0 1 0 0	0	0	0	0	0	0	0	0									
11/21	L	13-34	Denver	64,900	Hall 1 0 1 0 0	0	0	0	0	0	0	0	0									
11/28	L	21-24	at Atlanta	70,521	Lewis 1 0 0 1 0	0	0	0	0	0	0	0	0	Berger	85	3704	43.6	39.0	4	28	63	0
12/5	L	21-32	Carolina	58,878	Mitchell 1 0 0 1 0	0	0	0	0	0	0	0	0	Saints	85	3704	43.6	39.0	4	28	63	0
12/12	W	27-13	at Dallas	64,056	Pathon 1 0 1 0 0	0	0	0	0	0	0	0	0	Opponents	71	2896	40.8	34.5	3	17	60	1
12/19	W	21-17	at Tampa Bay	65,075	Bryant 0 0 0 0 0	0	0	0	0	0	0	0	0									
12/26	W	26-13	Atlanta	64,900	Saints 40 15 21 4 38/38 22/27 1 348	0	0	0	0	0	0	0	0	PUNT RET	Ret	FC	Yds	Avg	LG	TD		
1/2	W	21-18	at Carolina	73,302	Opponents 44 16 24 4 42/42 31/35 1 405	0	0	0	0	0	0	0	0	Lewis	34	11	382	11.2	53	0		

TEAM STATISTICS				N.O.	OPP.	-2-Pt. Conversions: Horn, Saints 1-2, Opp. 2-2									
<b>TOTAL FIRST DOWNS</b>				291	343	<b>SACKS:</b> Howard 11.0, Ch. Grant 10.5, W. Smith 118, Young 2.5, Bryant 2.0, Watson 2.0, Bookwoldt 1.0, Sullivan 0.5, Saints 37.0, Opponents 41.0									
Rushing				82	118	<b>KICKOFF RET</b>									
Passing				177	193	No Yds Avg LG TD									
Penalty				2	32	Stallworth 6 1 6 1.0 4 0									

3rd Down: Made/Att.		70/210	80/210	RUSHING		No	Yds	Avg	LG	TD	Stecker	18	469	26.1	98t	1
3rd Down: Pct.		33.3	38.1	McAllister		269	1074	4.0	71	9	McAfee	8	137	17.1	26	0
4th Down: Made/Att.		9/18	6/7	Stecker		58	244	4.2	42t	2	Hall	3	20	6.7	8	0
4th Down: Pct.		50.0	85.7	Brooks		58	173	3.0	15	4	Ruff	1	9	9.0	9	0

POSSESSION AVG.		28:18	31:42	McAfee		2	54	27.0	53	0	W. Smith	1	17	17.0	17	0	
<b>TOTAL NET YARDS</b>		5193	6141	Stallworth		6	37	6.2	26	0	Whitehead	1	12	12.0	12	0	
Avg. Per Game		324.6	383.8	Carter		10	17	1.7	8	0	Saints	83	1879	22.6	98t	2	
Total Plays		989	1067	Karney		3	7	2.3	4	0	Opponents	74	1710	23.1	63	0	
Avg. Per Play		5.3	5.8	Saints		406	1606	4.0	71	15							
<b>NET YARDS RUSHING</b>		1606	2253	Opponents		485	2253	4.6	60	16	<b>FIELD GOALS</b>		1-19	20-29	30-39	40-49	50+
Avg. Per Game		100.4	140.8								Carney		0/0	3/3	12/15	5/6	2/3
Total Rushes		406	485	Receiving		No	Yds	Avg	Long	TD	Saints		0/0	3/3	12/15	5/6	2/3
<b>NET YARDS PASSING</b>		3587	3888	Hall		94	1399	14.9	57	11	Opponents		0/0	10/10	9/10	8/10	4/5
Avg. Per Game		224.2	243.0	Stallworth		58	767	13.2	45	5	Carney: ( )		(32G,36G,37G)				
Sacked/Yards Lost		41/223	37/207	Pathon		34	581	17.1	38	1	Opponents: ( )		(30G,33G)(53G)(26G,33G)				
Gross Yards		3810	4095	McAllister		34	228	6.7	20	0	(52G,53G,39G,51N,38G,31G)(20G)(47G)						
Att./Completions		542/309	545/324	B. Williams		33	362	11.0	22	2	(45G)(41G)(46N,37G)(39G,38G)(24G,36G)						
Completion Pct.		57.0	59.4	Stecker		29	174	6.0	26	0	(40G,27G)(24G,44G)(48G,34G)(37N,31G)						
Had Intercepted		16	13	Conwell		10	102	10.2	28	1	(30G,50G,46G,25G,21G,21G)(42N,34G,41G)(37G)						
<b>PUNTS/AVERAGE</b>		85/43.6	71/40.8	Lewis		8	127	15.9	30	0	Opponents: ( )		(30G,33G)(53G)(26G,33G)				
<b>NET PUNTING AVG.</b>		85/39.0	71/34.5	Karney		6	42	7.0	17	0	(23G,53G,41N)(39G)(28G,42G,44G,40G)						
<b>PENALTIES/YARDS</b>		129/1141	119/965	Gardner		1	23	23.0	23	0	(40G,27G)(24G,44G)(48G,34G)(37N,31G)						
<b>FUMBLES/BALL LOST</b>		23/10	31/20	Hall		1	4	4.0	4t	1	(30G,50G,46G,25G,21G,21G)(42N,34G,41G)(37G)						
<b>TOUCHDOWNS</b>		49	45	Brooks		1	1	1.0	1	0	(25G,20G)(54G,60B)						
Rushing		15	16	Saints		309	3810	12.3	57	21							
Passing		21	24	Opponents		324	4095	12.6	59	24							
Returns		4	4														

Score by Periods										2004 NFC SOUTH STANDINGS			
1	2	3	4	OT	TOT	Saints Finish: 2nd place				W	L	T	Pct.
Saints	29	132	83	101	3 348	Atlanta	11	5	0	688			
Opponents	117	110	70	108	0 405	New Orleans	8	8	0	500			
						Carolina	7	9	0	438			
						Tampa Bay	5	11	0	312			

PASSING	Att	Cmp	Yds	Cmp%	Yds/Att	TD	TD%	Int	Int%	Long	Sack/Lost	Rating
Brooks	542	309	3810	57.0	7.03	21	3.9	16	3.0	57	41/223	79.5
Saints	542	309	3810	57.0	7.03	21	3.9	16	3.0	57	41/223	79.5
Opponents	545	324	4095	59.4	7.51	24	4.4	13	2.4	59	37/207	87.7







# SAINTS STATISTICS

## 2007

### RECORD: 7-9

### FINISH: 3RD-NFC SOUTH

HISTORY

Date	W/L	Score	Opponent	Attendance	SCORING	TD	Ru	Pa	Rt	PAT	FG	S	TP	INTERCEPTIONS	No	Yds	Avg	Long	TD		
9/6	L	10-41	at Indianapolis	57,361	Colston	11	0	11	0		0	66	0	McKenzie	3	161	53.7	75f	2		
9/16	L	14-31	at Tampa Bay	65,178	Mare	0	0	0	0	34/34	10/17	0	64	Harper	3	58	19.3	31f	1		
9/24	L	14-31	Tennessee	70,002	Bush	6	4	2	0			0	42	David	3	21	7.0	19	0		
10/7	L	13-16	Carolina	70,001	Stecker	5	5	0	0			0	30	Craft	2	21	10.5	21	0		
10/14	W	28-17	at Seattle	68,296	Gramatica	0	0	0	0	8/8	5/5	0	23	Bullocks	2	6	3.0	6	0		
10/21	W	22-16	Atlanta	69,994	P. Thomas	3	1	1	1			0	20	Saints	13	267	20.5	75f	3		
10/28	W	31-10	at San Francisco	68,244	Henderson	3	0	3	0			0	18	Opponents	18	336	18.7	83f	2		
11/4	W	41-24	Jacksonville	70,009	Moore	3	1	2	0			0	18								
11/11	L	29-37	St. Louis	70,003	Patten	3	0	3	0			0	18	PUNTING	No	Yds	Avg	Net	TB	Ln	Lg
11/18	L	10-23	at Houston	70,780	Copper	2	0	2	0			0	12	Weatherford	63	2757	43.8	37.2	4	20	61
11/25	W	31-6	at Carolina	72,032	Johnson	2	0	2	0			0	12	Saints	63	2757	43.8	37.2	4	20	61
12/2	L	23-27	Tampa Bay	70,009	Karney	2	2	0	0			0	12	Opponents	67	2924	43.6	39.8	3	28	60
12/10	W	34-14	at Atlanta	69,553	McKenzie	2	0	2	0			0	12								
12/16	W	31-24	Arizona	70,007	Miller	2	0	2	0			0	12	PUNT RETURNS	Ret	Yds	Avg	Long	TD		
12/23	L	23-38	Philadelphia	70,011	Brees	1	0	0	0			0	6	Moore	20	15	185	9.3	48	0	
12/30	L	25-33	at Chicago	62,064	David	1	0	1	0			0	6	Barclay LG	3	1	34	11.3	19	0	

TEAM STATISTICS	N.O.	OPP	2-Pt. Conversions:	Bush 3, P. Thomas,	KICKOFF RET.	No	Yds	Avg	Long	TD
Total First Downs	346	288	Saints 4-5, Opp. 0-0		P. Thomas	36	865	24.0	64	0
Rushing	94	80			Barclay LG	19	402	21.2	37	0
Passing	232	196			Barclay TM	5	98	19.6	28	0
Penalty	20	12			Stecker	17	318	18.7	32	0
3rd Down: Made/Att	99/214	86/206			Moore	6	137	22.8	41	0
3rd Down Pct.	46.3	41.7			Copper	2	49	24.5	25	0
4th Down: Made/Att	11/25	7/19			Patten	2	20	10.0	10	0
4th Down Pct.	44.0	36.8			Cooper	1	8	8.0	8	0

POSSESSION AVG.	31:09	28:51	H. Thomas 3, B. Young 3, Grant 2.5, Simoneau 2,	FIELD GOALS	1-19	20-29	30-39	40-49	50+	
TOTAL NET YARDS	5780	5570	Bullocks 1, Lake 1, Simmons 1, Clancy 0.5, Cooper	Mare	0	0	4/5	3/4	2/3	1/5
Avg. Per Game	361.3	348.1	0.5, Saints 32; Opp. 16	Gramatica LG	0/0	0/0	2/2	2/2	1/1	
Total Plays	1060	964		Gramatica T	0/0	0/0	2/2	2/2	1/1	
Avg. Per Play	5.5	5.8		Saints	0/0	4/5	5/6	4/5	2/6	

NET YARDS RUSHING	1466	1646	RUSHING	No	Yds	Avg	LG	TD
Avg. Per Game	91.6	102.9	Bush	157	581	3.7	22	4
Total Rushes	392	408	P. Thomas	52	252	4.8	24	1
NET YARDS PASSING	4314	3924	McAllister	24	92	3.8	15	0
Avg. Per Game	269.6	245.3	Brees	23	52	2.3	9	1

Sacked/Yards Lost	16/109	32/198	Henderson <th>2</th> <th>20</th> <th>10.0</th> <th>15</th> <th>0</th>	2	20	10.0	15	0
Gross Yards	4423	4122	Martin	11	17	1.5 <td>10</td> <td>0</td>	10	0
Att./Completions	652/440	524/327	Moore	2	7	3.5	7	1
Completion Pct.	67.5	62.4	Weatherford	1	5	5.0	5	0
Had Intercepted	18	13	Barclay LG	1	3	3.0	3	0

PUNTS/AVERAGE	63/43.8	67/43.6	Mare <th>3</th> <th>-3</th> <th>-1.0</th> <th>-1</th> <th>0</th>	3	-3	-1.0	-1	0
NET PUNTING AVG.	63/37.2	67/39.8	Patten	2	-5	-2.5	-1	0
PENALTIES/YARDS	68/581	89/685	Saints	392	1466	3.7	26	14
FUMBLES/BALL LOST	25/12	27/10	Opponents	408	1646	4.0	43	7

TOUCHDOWNS	47	44	RECEIVING	No	Yds	Avg	Long	TD
Rushing	14	7	Colston	98	1202	12.3	45	11
Passing	28	32	Bush	73	417	5.7	25	2
Returns	5	5	Patten	54	792	14.7	58	3

SCORE BY PERIODS	Q1	Q2	Q3	Q4	OT	PTS
Saints	89	130	94	66	0	379
Opponents	105	104	69	110	0	388

2007 NFC SOUTH STANDINGS	W	L	T	Pct.
Saints Finish: 3rd place	7	9	0	43.8
Tampa Bay	9	7	0	56.3
Carolina	7	9	0	43.8
New Orleans	7	9	0	43.8
Atlanta	4	12	0	25.0

PASSING	Att	Cmp	Yds	Cmp%	Yds/Att	TD	TD%	Int	Int%	Long	Sack/Lost	Rating
Brees	652	440	4423	67.5	6.78	28	4.3	18	2.8	58	16/109	89.4
Saints	652	440	4423	67.5	6.78	28	4.3	18	2.8	58	16/109	89.4
Opponents	524	327	4122	62.4	7.87	32	6.1	13	2.5	80t	32/198	96.9

# SAINTS STATISTICS

## 2008

### RECORD: 8-8

### FINISH: 4TH-NFC SOUTH



HISTORY

Date	W/L	Score	Opponent	Attendance	SCORING	TD	Ra	Pa	Rt	PAT	FG	S	TP	PUNTING	No	Yds	Avg	Net	TB	In	Lg	B
9/7	W	24-20	Tampa Bay	69,881	P.Thomas 12 9 3 0	0	0	0	28/28	13/13	0	72	Weatherford	26	1094	42.1	34.2	3	5	61	0	
9/14	L	24-29	at Washington	88,246	Hartley 0 0 0 0	0	0	0			0	67	Pakuleak	24	1144	47.7	37.8	2	3	70	0	
9/21	L	32-34	at Denver	75,713	Moore 10 0 10 0	0	0	0			0	60	Graham	3	126	42.0	35.3	0	1	44	0	
9/28	W	31-17	San Francisco	70,008	Bush 9 2 4 3	0	0	0			0	54	Saints	53	2364	44.6	35.9	5	9	70	0	
10/6	L	27-30	Minnesota	70,015	McAllister 6 5 1 0	0	0	0			0	36	Opponents	66	2711	41.1	35.2	4	23	65	0	
10/12	W	34-3	Oakland	70,068	Gramatica 0 0 0 0	16/16	6/10	0			0	34										
10/19	L	7-30	at Carolina	73,687	Colston 5 0 5 0	0	0	0			0	30	PUNT RET									
10/26	W	37-32	San Diego	83,226	Meachem 4 1 3 0	0	0	0			0	24	Bush	20	3	270	13.5	7	3	7	0	
11/9	L	20-34	at Atlanta	64,826	Henderson 3 0 3 0	0	0	0			0	18	Moore	6	13	40	6.7	11	0	0	0	
11/16	W	30-20	at Kansas City	74,159	Mehlhaff 0 0 0 0	9/10	3/4	0			0	18	Green	0	1	0	0	0	0	0	0	0
11/24	W	51-29	Green Bay	70,668	Campbell 2 0 2 0	0	0	0			0	12	Saints	26	17	310	11.9	7	1	3	0	
11/30	L	20-23	at Tampa Bay	64,430	Karney 2 2 0 0	0	0	0			0	12	Opponents	34	7	363	10.7	4	2	3	0	
12/7	W	29-25	Atlanta	70,011	Bell 1 1 0 0	0	0	0			0	6	KICKOFF RET									
12/11	Lot	24-27	at Chicago	61,692	Miller 1 0 1 0	0	0	0			0	6	P.Thomas	31	793	25.6	68	0	0	0	0	
12/21	W	42-7	at Detroit	49,309	Patten 1 0 1 0	0	0	0			0	6	Roby LG	24	573	23.9	82	0	0	0	0	
12/28	L	31-33	Carolina	69,999	Stecker 1 0 1 0	0	0	0			0	2	Roby TM	19	472	24.8	62	0	0	0	0	
					Grant 0 0 0 0	0	0	0			0	2		19	472	24.8	62	0	0	0	0	

TEAM STATISTICS	N.O.	OPP	SACKS:	McCray 6, Ellis 4, Charleston 3, Grant 3, Smith 3, Clancy 2, Shanle 2, Gay 1, Porter 1, Reis 1, Vilma 1, B.Young 1, Saints 28, Opp. 13
Total First Downs	354	299	Opponents	41 14 21 6 37/37 34/39 1 393
Rushing	103	100	2-Pt. Conversions:	Saints 0-3, Opp. 3-4
Passing	232	180		
Penalty	19	19		
3rd Down: Made/Att	97/200	82/206		
3rd Down Pct.	48.5	39.8		
4th Down: Made/Att	10/18	8/14		
4th Down Pct.	55.6	57.1		

POSSESSION AVG.	60:23	29:37	P.Thomas	129	625	4.8	42	9
TOTAL NET YARDS	3531	5432	McAllister	107	418	3.9	19	5
Avg. Per Game	410.7	339.5	Bush	106	404	3.8	43	2
Total Plays	1047	999	Stecker	8	43	5.4	12	0
Avg. Per Play	6.3	5.4	Bell	13	42	3.2	15	1
NET YARDS RUSHING	1594	1885	Henderson	4	33	8.3	30	0
Avg. Per Game	99.6	117.8	Meachem	1	20	20.0	20	1
Total Rushes	398	445	Karney	8	10	1.3	3	2
NET YARDS PASSING	4977	3547	Brees	22	-1	0.0	0	0
Avg. Per Game	311.1	221.7	Saints	398	1594	4.0	43	20
Sacked/Yards Lost	13/92	28/161	Opponents	445	1885	4.2	46	14
Gross Yards	5069	3708						
Att./Completions	636/413	526/299	RECEIVING	No	Yds	Avg	Long	TD
Completion Pct.	64.9	56.8	Moore	79	928	11.7	70	10
Had Intercepted	18	15	Bush	52	440	8.5	42	4

PUNTS/AVERAGE	53/44.6	66/41.1	Shockey	50	483	9.7	26	
NET PUNTING AVG.	35.9	35.2	Colston	47	760	16.2	70	5
PENALTIES/YARDS	86/797	84/637	Miller	45	579	12.9	41	1
FUMBLES/BALL LOST	18/8	16/7	Henderson	32	793	24.8	84	3
TOUCHDOWNS	57	41	P. Thomas	31	284	9.2	24	3
Rushing	20	14	McAllister	18	128	7.1	20	1
Passing	34	21	Meachem	12	289	24.1	74	3
Returns	3	6	Campbell	12	121	10.1	29	2

SCORE BY PERIODS	Q1	Q2	Q3	Q4	OT	PTS
Saints	67	154	115	127	0	463
Opponents	80	141	69	100	3	393

INTERCEPTIONS	No	Yds	Avg	Long	TD
David	5	83	16.6	42	0
Fujita	2	19	9.5	17	0
Kaesviham	2	13	6.5	13	0
U.Young	2	3	1.5	3	0
Porter	1	25	25.0	25	0
Bullocks	1	23	23.0	23	0
McKenzie	1	14	14.0	14	0
Vilma	1	8	8.0	8	0
Saints	15	188	12.5	42	0
Opponents	18	270	15.0	95	2

2008 NFC SOUTH STANDINGS			
Saints Finish: 4th Place			
	W	L	Pct.
Carolina	12	4	0.750
Atlanta	11	5	0.688
Tampa Bay	9	7	0.563
New Orleans	8	8	0.500

PASSING	Att	Cmp	Yds	Cmp%	Yds/Att	TD	TD%	Int	Int%	Long	Sack/Lost	Rating
Brees	635	413	5069	65.0	7.98	34	5.4	17	2.7	84	13/92	96.2
Moore	1	0	0	0.0	0.0	0	0.0	1	100.0	---	0/0	0.0
Saints	636	413	5069	64.9	7.97	34	5.3	18	2.8	84	13/92	95.4
Opponents	526	299	3708	56.8	7.05	21	4.0	15	2.9	67	28/161	80.3



# SAINTS STATISTICS

## 2009

### RECORD: 13-3

### FINISH: 1ST-NFC SOUTH

Date	W/L	Score	Opponent	Attendance	SCORING	TD	Ru	Pa	Rt	PAT	FG	S	TP	INTERCEPTIONS	NO	YDS	AVG	LONG	TD			
9/13	W	45-27	Detroit	69,719	Carney 0	0	0	0	0	50/52	13/17	0	89	Sharper	9	376	41.8	99	3			
9/20	W	48-22	at Philadelphia	69,144	Meachem 10	0	9	1	0	0	0	0	60	Porter	4	72	18.0	54	1			
9/27	W	27-7	at Buffalo	70,261	Colston 9	0	9	0	0	0	0	0	54	Vilma	3	25	8.3	11	0			
10/4	W	24-10	New York Jets	70,009	Bush 8	5	3	0	0	0	0	0	48	Greer	2	59	29.5	48	1			
10/18	W	48-27	New York Giants	70,011	P. Thomas 6	6	2	0	0	0	0	0	48	Shante	2	16	8.0	13	0			
10/25	W	46-34	at Miami	65,689	Hartley 0	0	0	0	10/11	9/11	0	0	37	Reis	1	33	33.0	33	0			
11/2	W	35-27	Atlanta	70,088	Bell 5	5	0	0	0	0	0	0	30	Gay	1	25	25.0	25	0			
11/8	W	30-20	Carolina	70,011	H. Evans 3	2	2	0	0	0	0	0	18	Young	1	24	24.0	24	0			
11/15	W	28-23	at St. Louis	59,858	Sharper 3	0	3	0	0	0	0	0	18	Jenkins	1	14	14.0	14	0			
11/22	W	38-7	at Tampa Bay	62,720	Shockey 3	0	3	0	0	0	0	0	18	McKenzie	1	8	8.0	8	0			
11/30	W	38-17	New England	70,768	Brees 2	2	2	0	0	0	0	0	12	Smith	1	0	0.0	0	0			
12/6	Wot	33-30	at Washington	84,520	Hamilton 2	2	0	0	0	0	0	0	12	Saints	26	652	25.1	99	5			
12/13	W	26-23	at Atlanta	68,930	Henderson 2	0	2	0	0	0	0	0	12	Opponents	12	133	11.1	41	0			
12/19	L	17-24	Dallas	70,213	Moore 2	0	2	0	0	0	0	0	12									
12/27	Lot	17-20	Tampa Bay	70,021	Ayodele 1	0	0	1	0	0	0	0	6	PUNTING	No	Yds	Avg	Net	TB	Ln	Lg	B
1/3	L	10-23	at Carolina	73,047	Dinkins 1	0	1	0	0	0	0	0	6	Morstead	58	2528	43.6	36.0	4	18	60	0
					Greer 1	0	1	0	0	0	0	0	6	Saints	58	2528	43.6	36.0	4	18	60	0
					Hargrove 1	0	0	1	0	0	0	0	6	Opponents	71	3055	43.0	38.9	7	19	61	0

#### TEAM STATISTICS

Total First Downs	348	310	Porter 1	0 <th>1 <th>0 <th>0 <th>0 <th>0 <th>6 <th>PUNT RETURNS</th> <th>Ret</th> <th>Fc</th> <th>Yds</th> <th>Av</th> <th>Long</th> <th>TD</th> </th></th></th></th></th></th>	1 <th>0 <th>0 <th>0 <th>0 <th>6 <th>PUNT RETURNS</th> <th>Ret</th> <th>Fc</th> <th>Yds</th> <th>Av</th> <th>Long</th> <th>TD</th> </th></th></th></th></th>	0 <th>0 <th>0 <th>0 <th>6 <th>PUNT RETURNS</th> <th>Ret</th> <th>Fc</th> <th>Yds</th> <th>Av</th> <th>Long</th> <th>TD</th> </th></th></th></th>	0 <th>0 <th>0 <th>6 <th>PUNT RETURNS</th> <th>Ret</th> <th>Fc</th> <th>Yds</th> <th>Av</th> <th>Long</th> <th>TD</th> </th></th></th>	0 <th>0 <th>6 <th>PUNT RETURNS</th> <th>Ret</th> <th>Fc</th> <th>Yds</th> <th>Av</th> <th>Long</th> <th>TD</th> </th></th>	0 <th>6 <th>PUNT RETURNS</th> <th>Ret</th> <th>Fc</th> <th>Yds</th> <th>Av</th> <th>Long</th> <th>TD</th> </th>	6 <th>PUNT RETURNS</th> <th>Ret</th> <th>Fc</th> <th>Yds</th> <th>Av</th> <th>Long</th> <th>TD</th>	PUNT RETURNS	Ret	Fc	Yds	Av	Long	TD		
Rushing	115	111	Roby 1	0	0	1	0	0	0	6	Bush	27	9	130	4.8	23	0		
Passing	215	175	D. Thomas 1	0	1	0	0	0	0	6	Henderson	4	5	16	4.0	11	0		
Penalty	18	24	Saints	64	21	34	9	60/63	22/28	0	510	Moore	1	2	0	0.0	0	0	
3rd Down: Made/Att	88/197	82/216	Opponents	37	19	15	3	38/36	27/32	1	341	Sharper	1	1	6	6.0	6	0	
3rd Down Pct.	44.7	38.0	2.Pt. Conversions: Saints 0-1, Opp. 0-1									Saints	33	17	152	4.6	23	0	
4th Down: Made/Att	6/15	11/24										Opponents	25	13	358	14.3	77	1	
4th Down Pct.	40.0	45.8	SACKS: Smith 13, Grant 5.5, Hargrove 5, Ellis 2,																
POSSSESSION AVG.	31:10	28:50	Vilma 2, Ayodele 1.5, Rom. Harper 1.5, McCray 1.5,																
NET YARDS	6461	5724	Fujita 1, Gay 1, Sharper 0.5, Torrence 0.5 Saints																

#### NET YARDS RUSHING

Net Yards Rushing	2106	1955	P. Thomas 147	793	5.4	34	6	Bell 2	45	22.5	28	0	
Avg. Per Game	131.6	122.2	Bell 172	654	3.8	35	5	Charleston 2	11	5.5	11	0	
Total Rushes	468	435	Bush 70	390	5.6	55	5	Dinkins 1	1	1.0	1	0	
NET YARDS PASSING	4355	3769	Hamilton 35	125	3.6	19	2	P. Thomas 1	19	19.0	19	0	
Avg. Per Game	272.2	235.6	Meachem 6	82	13.7	41	0	Saints 57	1993	24.4	97	1	
Sacked/Yards Lost	20/135	35/192	Brees 22	33	1.5	10	2	Opponents 74	1813	24.5	87	0	
Gross Yards	4490	3961	H. Evans 5	16	3.2	6	1						
Att./Completions	544/378	574/330	Henderson 4	13	3.3	13	0	FIELD GOALS	1-19	20-29	30-39	40-49	50+
Completion Pct.	69.5	57.5	Colston 1	6	6.0	6	0	Carney 0/0	6/6	5/8	2/3	0/0	0/0
Had Intercepted	12	26	Eckel 2	6	3.0	7	0	Hartley 1/1	3/3	5/6	0/0	0/1	0/1

#### PUNTS/AVERAGE

Punts/Average	58/43.6	71/43.0	Brunell 4 <th>-12</th> <th>-3.0</th> <th>-1 <th>0 <th>Saints 1/1 <th>9/9 <th>10/14 <th>2/3 <th>0/1 </th></th></th></th></th></th></th>	-12	-3.0	-1 <th>0 <th>Saints 1/1 <th>9/9 <th>10/14 <th>2/3 <th>0/1 </th></th></th></th></th></th>	0 <th>Saints 1/1 <th>9/9 <th>10/14 <th>2/3 <th>0/1 </th></th></th></th></th>	Saints 1/1 <th>9/9 <th>10/14 <th>2/3 <th>0/1 </th></th></th></th>	9/9 <th>10/14 <th>2/3 <th>0/1 </th></th></th>	10/14 <th>2/3 <th>0/1 </th></th>	2/3 <th>0/1 </th>	0/1
NET PUNTING AVG.	58/36.0	71/38.9	Saints 468	2106	4.5	55	21	Opponents 0/0	7/9	14/15	6/6	0/2
PENALTIES/YARDS	89/787	86/717	Opponents 435	1955	4.5	68	19					
FUMBLES/BALL LOST	29/16	18/13										

#### TOUCHDOWNS

Touchdowns	64	37	Receiving 47	335	7.1 <th>29 <th>3 <th>Hartley 0 <th>0 <th>0 <th>0 <th>0 </th></th></th></th></th></th></th>	29 <th>3 <th>Hartley 0 <th>0 <th>0 <th>0 <th>0 </th></th></th></th></th></th>	3 <th>Hartley 0 <th>0 <th>0 <th>0 <th>0 </th></th></th></th></th>	Hartley 0 <th>0 <th>0 <th>0 <th>0 </th></th></th></th>	0 <th>0 <th>0 <th>0 </th></th></th>	0 <th>0 <th>0 </th></th>	0 <th>0 </th>	0
Rushing	21	19	Colston 70	1074	15.3	68	9					
Passing	34	15	Henderson 51	804	15.8	75	2					
Returns	9	3	Shockey 48	569	11.9	66	3					

#### SCORE BY PERIODS

Score by Periods	Q1	Q2	Q3	Q4	OT	PTS
Saints	85	176	107	139	3	510
Opponents	106	93	91	49	3	341

#### 2009 NFC SOUTH STANDINGS

Standings	W	L	T	Pct.
New Orleans	13	3	0	.813
Atlanta	9	7	0	.563
Carolina	8	8	0	.500
Tampa Bay	3	13	0	.188

PASSING	Att	Cmp	Yds	Cmp%	Yds/Att	TD	TD%	Int	Int%	Long	Sack/Lost	Rating
Brees	514	363	4388	70.6	8.54	34	6.6	11	2.1	75t	20/135	109.6
Brunell	30	15	102	50.0	3.40	0	0.0	1	3.3	18	0/0	44.0
Saints	544	378	4490	69.5	8.25	34	6.3	12	2.2	75t	20/135	106.0
Opponents	574	330	3961	57.5	6.90	15	2.6	26	4.5	71t	35/192	68.6



# SAINTS STATISTICS

## 2011

### RECORD: 13-3

### FINISH: 1ST-NFC SOUTH

Date	W/L	Score	Opponent	Attendance	SCORING	TD	Ru	Pa	Rt	PAT	FG	S	TP	INTERCEPTIONS	NO	YDS	AVG	LONG	TD			
9/8	L	34-42	at Green Bay	70,555	Kasay	0	0	0	0	63/63	28/34	0	147	P. Robinson	4	31	7.8	25	0			
9/18	W	30-13	Chicago	73,019	Graham	11	0	11	0	0	0	0	66	Torrence	1	42	42.0	42	1			
9/25	W	40-33	Houston	73,002	Sproles	10	2	7	1	0	0	0	60	Shanle	1	12	12.0	12	0			
10/2	W	23-10	at Jacksonville	62,471	Moore	8	0	8	0	0	0	0	52	Greer	1	2	2.0	2	0			
10/9	W	30-27	at Carolina	72,679	Colston	8	0	8	0	0	0	0	48	Herring	1	0	0.0	0	0			
10/16	L	20-26	at Tampa Bay	55,590	Meachem	6	0	6	0	0	0	0	36	Porter	1	-7	-7.0	-7	0			
10/23	W	62-7	Indianapolis	73,012	P. Thomas	6	5	1	0	0	0	0	36	Saints	9	80	8.9	42	1			
10/30	L	21-31	at St. Louis	57,179	Ingram	5	0	0	0	0	0	0	30	Opponents	14	162	11.6	53	1			
11/6	W	27-16	Tampa Bay	73,043	Collins	4	2	2	0	0	0	0	24									
11/13	Wot	26-23	at Atlanta	70,359	Henderson	2	0	2	0	0	0	0	12	PUNTING	No	Yds	Avg	Net	TB	In	Lg	B
11/28	W	49-24	New York Giants	73,068	Brees	1	0	0	0	0	0	0	6	Morstead	46	2224	48.3	43.1	4	13	64	1
12/4	W	31-17	Detroit	73,042	Gilmore	1	0	0	0	0	0	0	6	Saints	47	2224	47.3	43.1	4	13	64	1
12/11	W	22-17	at Tennessee	69,143	Ivory	1	0	0	0	0	0	0	6	Opponents	71	3146	44.3	38.5	6	24	59	0
12/18	W	42-20	at Minnesota	62,623	Jenkins	1	0	0	0	0	0	0	6									
12/26	W	45-16	Atlanta	73,085	Torrence	1	0	0	0	0	0	0	6	PUNT RETURNS	Ret	FC	Yds	Avg	Long	TD		
1/1	W	45-17	Carolina	73,065	Wilma	1	0	0	0	0	0	0	6	Sproles	29	19	294	10.1	72	1		

TEAM STATISTICS	N.O.	OPP	Saints	Opponents
Total First Downs	416	326	66	16
Rushing	116	92	46	4
Passing	280	196	20	12
Penalty	20	38	0	0
3rd Down: Made/Att	118/208	67/202	6	6
3rd Down Pct.	56.7	33.2	28	28
4th Down: Made/Att	3/10	6/22	0	0
4th Down Pct.	30.0	27.3	0	0
POSSESSION AVG.	31:46	28:14	1:19	20:29
TOTAL NET YARDS	7474	5895	30:39	30:39
Avg. Per Game	467.1	368.4	40:11	10:10
Total Plays	1117	1010	11:10	10:10
Avg. Per Play	6.7	5.8	9:11	10:10
NET YARDS RUSHING	2127	1738	6:6	9:9
Avg. Per Game	132.9	108.6	9:9	11:13
Total Rushes	431	351	9:9	11:13
NET YARDS PASSING	5347	4157	30G	38G
Avg. Per Game	334.2	259.8	42G	27G
Sacked/Yards Lost	24/158	33/256	42G	27G
Gross Yards	5505	4413	48G	29G
Att./Completions	662/472	626/362	36G	29G
Completion Pct.	71.3	57.8	48G	29G
Had Intercepted	14	9	42G	27G

NET YARDS RUSHING	NET YARDS PASSING	NET YARDS	NET YARDS PER PLAY
2127	5347	7474	6.7
1738	4157	5895	5.8
122,474	122,474	122,474	3.9
39,353	39,353	39,353	5.5

NET YARDS PASSING	NET YARDS RUSHING	NET YARDS	NET YARDS PER PLAY
5347	2127	7474	6.7
4157	1738	5895	5.8
122,474	122,474	122,474	3.9
39,353	39,353	39,353	5.5

NET YARDS RUSHING	NET YARDS PASSING	NET YARDS	NET YARDS PER PLAY
2127	5347	7474	6.7
1738	4157	5895	5.8
122,474	122,474	122,474	3.9
39,353	39,353	39,353	5.5

NET YARDS PASSING	NET YARDS RUSHING	NET YARDS	NET YARDS PER PLAY
5347	2127	7474	6.7
4157	1738	5895	5.8
122,474	122,474	122,474	3.9
39,353	39,353	39,353	5.5

NET YARDS RUSHING	NET YARDS PASSING	NET YARDS	NET YARDS PER PLAY
2127	5347	7474	6.7
1738	4157	5895	5.8
122,474	122,474	122,474	3.9
39,353	39,353	39,353	5.5

NET YARDS PASSING	NET YARDS RUSHING	NET YARDS	NET YARDS PER PLAY
5347	2127	7474	6.7
4157	1738	5895	5.8
122,474	122,474	122,474	3.9
39,353	39,353	39,353	5.5

NET YARDS RUSHING	NET YARDS PASSING	NET YARDS	NET YARDS PER PLAY
2127	5347	7474	6.7
1738	4157	5895	5.8
122,474	122,474	122,474	3.9
39,353	39,353	39,353	5.5

NET YARDS PASSING	NET YARDS RUSHING	NET YARDS	NET YARDS PER PLAY
5347	2127	7474	6.7
4157	1738	5895	5.8
122,474	122,474	122,474	3.9
39,353	39,353	39,353	5.5

NET YARDS RUSHING	NET YARDS PASSING	NET YARDS	NET YARDS PER PLAY
2127	5347	7474	6.7
1738	4157	5895	5.8
122,474	122,474	122,474	3.9
39,353	39,353	39,353	5.5

NET YARDS PASSING	NET YARDS RUSHING	NET YARDS	NET YARDS PER PLAY
5347	2127	7474	6.7
4157	1738	5895	5.8
122,474	122,474	122,474	3.9
39,353	39,353	39,353	5.5

NET YARDS RUSHING	NET YARDS PASSING	NET YARDS	NET YARDS PER PLAY
2127	5347	7474	6.7
1738	4157	5895	5.8
122,474	122,474	122,474	3.9
39,353	39,353	39,353	5.5

NET YARDS PASSING	NET YARDS RUSHING	NET YARDS	NET YARDS PER PLAY
5347	2127	7474	6.7
4157	1738	5895	5.8
122,474	122,474	122,474	3.9
39,353	39,353	39,353	5.5

NET YARDS RUSHING	NET YARDS PASSING	NET YARDS	NET YARDS PER PLAY
2127	5347	7474	6.7
1738	4157	5895	5.8
122,474	122,474	122,474	3.9
39,353	39,353	39,353	5.5

NET YARDS PASSING	NET YARDS RUSHING	NET YARDS	NET YARDS PER PLAY
5347	2127	7474	6.7
4157	1738	5895	5.8
122,474	122,474	122,474	3.9
39,353	39,353	39,353	5.5

NET YARDS RUSHING	NET YARDS PASSING	NET YARDS	NET YARDS PER PLAY
2127	5347	7474	6.7
1738	4157	5895	5.8
122,474	122,474	122,474	3.9
39,353	39,353	39,353	5.5

NET YARDS PASSING	NET YARDS RUSHING	NET YARDS	NET YARDS PER PLAY
5347	2127	7474	6.7
4157	1738	5895	5.8
122,474	122,474	122,474	3.9
39,353	39,353	39,353	5.5

# SAINTS STATISTICS

## 2012

### RECORD: 7-9

### FINISH: 3RD-NFC SOUTH



# HISTORY

Date	W/L	Score	Opponent	Attendance	SCORING	TD	Ru	Pa	Rt	PAT	FG	S	TP	INTERCEPTIONS	NO.	YDS	AVG	LONG	TD		
9/9	L	32-40	Washington	72,180	Hartley	0	0	0	0	57/57	18/22	0	111	P. Robinson	3	99	33.0	99	1		
9/16	L	27-35	at Carolina	72,879	Colston	10	0	0	0	0	0	60	Greer	3	31	10.3	28	0			
9/23	Lot	24-27	Kansas City	72,226	J. Graham	9	0	0	0	0	0	54	Harper	2	41	20.5	41	0			
9/30	L	27-28	at Green Bay	70,571	Sproles	8	1	0	0	0	0	50	Abdul-Quddus	2	12	6.0	12	0			
10/7	W	31-24	San Diego	73,109	Moore	6	0	6	0	0	0	30	Jenkins	1	73	73.0	73	1			
10/21	W	35-26	at Tampa Bay	58,906	Ingram	5	5	0	0	0	0	36	Mack	1	55	55.0	55	1			
10/28	L	14-34	at Denver	76,932	D. Thomas	4	0	4	0	0	0	24	Bush	1	40	40.0	40	0			
11/5	W	28-13	Philadelphia	73,029	Morgan	3	0	3	0	0	0	18	Vilma	1	18	18.0	18	1			
11/11	W	31-27	Atlanta	73,006	Collins	2	2	0	0	0	0	12	White	1	0	0.0	0	0			
11/18	W	38-17	at Oakland	56,880	Inory	2	2	0	0	0	0	12	Saints	15	369	24.6	99	4			
11/25	L	21-31	San Francisco	73,147	P. Thomas	2	1	0	0	0	0	12	Opponents	19	356	18.7	70	3			
11/29	L	13-23	at Atlanta	70,514	Brees	1	1	0	0	0	0	6									
12/9	L	27-52	at New York Giants	81,437	Henderson	1	0	1	0	0	0	6	PUNTING	No.	Yds	Avg	Net	TB	In	Lg	
12/16	W	40-0	Tampa Bay	73,096	Jenkins	1	0	0	1	0	0	6	Morstead	74	3707	50.1	43.2	6	20	70	
12/23	Wot	34-31	at Dallas	92,570	Mack	1	0	0	1	0	0	6	Saints	74	3707	50.1	43.2	6	20	70	
12/30	L	38-44	Carolina	73,124	P. Robinson	1	0	0	1	0	0	6	Opponents	63	2876	45.7	40.1	8	23	63	1
					Roby	1	0	0	1	0	0	6									

TEAM STATISTICS	N.O.	OPP	Vilma <th>1 <th>0 <th>0 <th>1 <th>0 <th>0 <th>6 <th>PUNT RETURNS</th> <th>Ret</th> <th>FC</th> <th>Yds</th> <th>Avg</th> <th>Long</th> <th>TD</th> </th></th></th></th></th></th></th>	1 <th>0 <th>0 <th>1 <th>0 <th>0 <th>6 <th>PUNT RETURNS</th> <th>Ret</th> <th>FC</th> <th>Yds</th> <th>Avg</th> <th>Long</th> <th>TD</th> </th></th></th></th></th></th>	0 <th>0 <th>1 <th>0 <th>0 <th>6 <th>PUNT RETURNS</th> <th>Ret</th> <th>FC</th> <th>Yds</th> <th>Avg</th> <th>Long</th> <th>TD</th> </th></th></th></th></th>	0 <th>1 <th>0 <th>0 <th>6 <th>PUNT RETURNS</th> <th>Ret</th> <th>FC</th> <th>Yds</th> <th>Avg</th> <th>Long</th> <th>TD</th> </th></th></th></th>	1 <th>0 <th>0 <th>6 <th>PUNT RETURNS</th> <th>Ret</th> <th>FC</th> <th>Yds</th> <th>Avg</th> <th>Long</th> <th>TD</th> </th></th></th>	0 <th>0 <th>6 <th>PUNT RETURNS</th> <th>Ret</th> <th>FC</th> <th>Yds</th> <th>Avg</th> <th>Long</th> <th>TD</th> </th></th>	0 <th>6 <th>PUNT RETURNS</th> <th>Ret</th> <th>FC</th> <th>Yds</th> <th>Avg</th> <th>Long</th> <th>TD</th> </th>	6 <th>PUNT RETURNS</th> <th>Ret</th> <th>FC</th> <th>Yds</th> <th>Avg</th> <th>Long</th> <th>TD</th>	PUNT RETURNS	Ret	FC	Yds	Avg	Long	TD	
Total First Downs	352	380	Saints	58	10	43	5	57/57	18/22	0	461	Sproles	23	14	183	8.0	37	0
Rushing	64	116	Opponents	53	18	31	4	53/53	27/33	1	454	Cadet	1	2	2.0	2	0	
Passing	267	236	2-Pt. Conversions:	Sproles 1, Saints 1-1, Opp. 0-0								Moore	1	3	5.0	5	0	
Penalty	21	28										P. Robinson	0	1	0	---	---	0

3rd Down: Made/Att	91/207	80/208	SACKS:	Jordan 8, Smith 6, Galette 5, Wilson 3, Bunkley 2.5, Johnson 2, Lofton 1, P. Robinson 1, Vilma 1, Shanle 0.5, Saints 30, Opp. 26
3rd Down Pct.	44.0	38.5		
4th Down: Made/Att	8/14	10/19		
4th Down Pct.	57.1	52.6		

POSSESSION AVG.	28:36	31:24	FUMILOST:	Brees 5/1, Colston 4/2, Cadet 1/1, Collins 1/1, J. Graham 1/0, Henderson 1/0
TOTAL NET YARDS	6574	7042		
Avg. Per Game	410.9	440.1		

NET YARDS RUSHING	1577	2361	RUSHING	No	Yds	Avg	Lg	TD	COLLINS	No.	Yds	Avg	Long	TD
Avg. Per Game	98.6	147.6												
Total Rushes	370	457												

NET YARDS PASSING	4997	4681	Daniel	3	17	5.7	19	0	FIELD GOALS	1-19	20-29	30-39	40-49	50+
Avg. Per Game	312.3	292.6												
Sacked/Yards Lost	26/190	30/194												

ATT./COMPLETIONS	671/423	602/370	Saints	370	1,577	4.3	56	10	Hartley:	(21G)	(22G, 53G)	(40G, 38N)	(20G, 27G, 48N)	(26G) (0)	(52N)	(31G)	(47G)	(0)	(21G, 52G)
Completion Pct.	63.0	61.5																	
Had Intercepted	19	15	Opponents	457	2,361	5.2	91	18											

PUNTS/AVERAGE	74/50.1	63/45.7	Receiving	No.	Yds	Avg	Long	TD	Opponents:	(37G, 41G, 37G, 45G)	(0)	(25G, 45G)
NET PUNTING AVG. <td>74/43.2</td> <td>63/40.1</td> <td></td> <td></td> <td></td> <td></td> <td></td> <td></td> <td></td> <td></td> <td></td> <td></td>	74/43.2	63/40.1										
PENALTIES/YARDS	104/911	102/835	J. Graham	85	982	11.6	49	9				

FUMBLES/BALL LOST	13/5	19/11	Colston	83	1154	13.9	60	10	34G, 38G, 43G, 31G)	(0)	(20G, 55N)	(42N)	(33G, 33G)	(22G, 37G)	(37G, 20G)	(40G)	(27G, 50N, 33B)
TOUCHDOWNS	58	53	Sproles	75	667	8.9	44	7									
Rushing	10	18	Moore	65	1041	16.0	51	6									

Passing	43	31 <th>P. Thomas</th> <th>39</th> <th>354</th> <th>9.1</th> <th>36</th> <th>1 <th>(45G, 29G, 55G)</th> <th>(36N, 39G)</th> <th>(0)</th> <th>(47G)</th> <th>(20G, 54N, 31G, 42G)</th> </th>	P. Thomas	39	354	9.1	36	1 <th>(45G, 29G, 55G)</th> <th>(36N, 39G)</th> <th>(0)</th> <th>(47G)</th> <th>(20G, 54N, 31G, 42G)</th>	(45G, 29G, 55G)	(36N, 39G)	(0)	(47G)	(20G, 54N, 31G, 42G)
Returns	5	4	Henderson	22	316	14.4	41	1					
			Collins	14	70	5.0	12	2					

SCORE BY PERIODS	Q1	Q2	Q3	Q4	OT	PTS	D. Thomas	11	86	7.8	20 <th>4 </th>	4
Saints	101	154	110	93	3	461	Morgan	10	379	37.9	80	3
Opponents	96	133	96	126	3	454	Ingram	6	29	4.8	16	0

2012 NFC SOUTH STANDINGS	Saints Finish: 3rd Place			
	W	L	T	Pct.
Atlanta	13	3	0	813
Carolina	7	9	0	438
New Orleans	7	9	0	438
Tampa Bay	7	9	0	438

PASSING	Att	Cmp	Yds	Cmp%	Yds/Att	TD	TD%	Int	Int%	Long	Sack/Lost	Rating
Brees	670	422	5177	63.0	7.73	43	6.4	19	2.8	80	26/190	96.3
Daniel	1	1	10	100.0	10.00	0	0.0	0	0.0	10	0/0	108.3
Saints	671	423	5187	63.0	7.73	43	6.4	19	2.8	80	26/190	96.4
Opponents	602	370	4875	61.5	8.10	31	5.1	15	2.5	95	30/194	93.8





# SAINTS STATISTICS



## 2014

### RECORD: 7-9

### FINISH: 2ND-NFC SOUTH

HISTORY

Date	W/L	Score	Opponent	Attendance	SCORING	TD	Ru	Pa	Rt	PAT	FG	S	TP	INTERCEPTIONS	NO.	YDS	AVG	LONG	TD			
9/7	Lot	34-37	at Atlanta	70,706	:S.Graham	0	0	0	0	46/47	19/22	0	103	:Warren	2	53	26.5	32	0			
9/14	L	24-26	at Cleveland	67,407	:J.Graham	10	0	10	0	0/0	0/0	0	60	:Vaccaro	2	45	22.5	45	0			
9/21	W	20-9	Minnesota	73,005	:Ingram	9	9	0	0	0/0	0/0	0	54	:Lewis	2	2	1.0	2	0			
9/28	L	17-38	at Dallas	91,176	:Colston	5	0	5	0	0/0	0/0	0	30	:Robinson	2	2	1.0	2	0			
10/5	Wot	37-31	Tampa Bay	73,004	:Hill	5	0	5	0	0/0	0/0	0	30	:White	2	2	1.0	2	0			
10/19	L	23-24	at Detroit	63,271	:Cooks	4	1	3	0	0/0	0/0	0	24	:Hawthorne	1	10	10.0	10	0			
10/26	W	44-23	Green Bay	73,146	:K.Robinson	3	3	0	0	0/0	0/0	0	18	:Jordan	1	6	6.0	6	0			
10/30	W	28-10	at Carolina	73,663	:Stills	3	0	3	0	0/0	0/0	0	18	:Saints	12	120	10.0	45	0			
11/9	Lot	24-27	San Francisco	73,129	:Thomas	3	2	1	0	0/0	0/0	0	18	:Opponents	17	240	14.1	62t	3			
11/16	L	10-27	Cincinnati	73,073	:Watson	2	0	2	0	0/0	0/0	0	12									
11/24	L	27-34	Baltimore	73,373	:Lorig	1	0	1	0	0/0	0/0	0	6	:PUNTING	No.	Yds	Avg	Net	TB	In	Lg	B
11/30	W	35-32	at Pittsburgh	61,916	:Brees	1	1	0	0	0/0	0/0	0	6	:T.Morstead	58	2690	46.4	42.9	5	19	62	0
12/7	L	10-41	Carolina	73,006	:Cadet	1	0	1	0	0/0	0/0	0	6	:Saints	58	2690	46.4	42.9	5	19	63	0
12/15	W	31-15	at Chicago	60,996	:Toon	1	0	1	0	0/0	0/0	0	6	:Opponents	63	2783	44.2	41.4	2	33	73	0
12/21	L	14-30	Atlanta	73,164	:Johnson	1	0	1	0	0/0	0/0	0	6									
12/28	W	23-20	at Tampa Bay	59,952	:Galette	0	0	0	0	0/0	0/0	2	4	:PUNT RET.	Ret	FC	Yds	Avg	Long	TD		

TEAM STATISTICS	N.O.	OPP	SCORING	TD	Ru	Pa	Rt	PAT	FG	S	TP	INTERCEPTIONS	NO.	YDS	AVG	LONG	TD
<b>Total First Downs</b>	395	345	<b>Opponents 47</b>	17	26	4	43/43	31/32	0	424							
Rushing	101	111	<b>2-Pt. Conversions: Saints 0/1, Opp. 3/4</b>														
Passing	258	205	<b>SACKS:</b> Galette 10.0, Jordan 7.5, Hawthorne 3.0,														
Penalty	36	29	Haralson 3.0, Walker 2.5, Hicks 2.0, Edeballi 2.0,														
3rd Down: Made/Att	98/203	99/215	Humber 1.0, Vaccaro 1.0, Jenkins 1.0, White 1.0														
3rd Down Pct.	48.3%	46.0%	<b>Saints: 34.0, Opponents: 30.0</b>														
4th Down: Made/Att	8/15	4/8	<b>FUM/LOST:</b> Brees 7/3, Cadet 2/2, J. Graham 2/2,														
4th Down Pct.	53.3%	50.0%	K. Robinson 2/2, Colston 1/1, Ingram 3/1, Lorig														
<b>POSSESSION AVG.</b>	30:03	29:57	1/1, Toon 1/1, Cooks 1/0, Goodwin 1/0, Stills 1/1.														
<b>TOTAL NET YARDS</b>	6582	6144	<b>Total: 22/13</b>														
Avg. Per Game	411.4	384.0	<b>RUSHING</b>	No	Yds	Avg	LG	TD									
Total Plays	1095	1022	Ingram	226	964	4.3	31	9									
Avg. Per Play	6.0	6.0	K.Robinson	76	362	4.8	62	3									
<b>NET YARDS RUSHING</b>	1818	2125	Thomas	45	222	4.9	27t	2									
Avg. Per Game	113.6	132.8	Cooks	7	73	10.4	28	1									
Total Rushes	406	442	Brees	27	68	2.5	13	1									
<b>NET YARDS PASSING</b>	4764	4019	Morgan	1	67	67.0	67	0									
Avg. Per Game	297.8	251.2	Cadet	10	32	3.2	8	0									
Sacked/Yards Lost	30/188	34/188	Johnson	8	22	2.8	8	0									
Gross Yards	4952	4207	Lorig	3	4	1.3	4	0									
Attempts/Completions	659/456	546/341	Thomas	1	4	4.0	4	0									
Completion Pct.	69.2%	62.5%	Baker	1	2	2.0	2	0									
Had Intercepted	17	12	Stills	1	-2	-2.0	-2	0									
<b>PUNTS/AVERAGE</b>	58/46.4	63/44.2	Saints	406	1818	4.5	67	16									
<b>NET PUNTING AVG.</b>	42.9	41.4	Opponents	442	2125	4.8	69t	17									
<b>PENALTIES/YARDS</b>	80/670	105/889	Receiving	No.	Yds	Avg	Long	TD									
<b>FUMBLE/BALL LOST</b>	22/13	15/5	J.Graham	85	889	10.5	29	10									
<b>TOUCHDOWNS</b>	49	47	Stills	63	931	14.8	69t	3									
Rushing	16	17	Colston	59	902	15.3	57	5									
Passing	33	26	Cooks	53	550	10.4	50t	3									
Returns	0	4	Thomas	45	378	8.4	39	1									

PASSING	Att	Cmp	Yds	Cmp%	Yds/Att	TD	TD%	Int	Int%	Long	Sack/Lost	Rating
D.Brees	659	456	4952	69.2%	7.5	33	5.0%	17	2.6%	69t	29/186	97.0
T.Morstead	0	0	0	0.0%	0.0	0	0.0%	0	0.0%	0	1/2	0.0
<b>Saints</b>	659	456	4952	69.2%	7.5	33	5.0%	17	2.6%	69t	30/188	97.0
<b>Opponents</b>	546	341	4207	62.5%	7.7	26	4.8%	12	2.2%	73t	34/188	93.0

**2014 NFC SOUTH STANDINGS**

Saints Finish: 2nd Place

	W	L	T	Pct.
Carolina	7	8	1	46.9
<b>New Orleans</b>	7	9	0	43.8
Atlanta	6	10	0	37.5
Tampa Bay	2	14	0	12.5

# SAINTS STATISTICS

## 2015

### RECORD: 7-9

### FINISH: 3RD-NFC SOUTH

Date	WL	Score	Opponent	Attendance	SCORING	TD	Ru	Pa	Rt	PAT	FG	2pt	TP	INTERCEPTIONS	NO.	YDS	AVG	LONG	TD		
9/13	L	19-31	at Arizona	62,903	:Forbath	0	0	0	0	33/34	9/13	0	60	:Breaux	3	22	7.3	22	0		
9/20	L	19-26	Tampa Bay	73,005	:Cooks	9	0	0	0	0/0	0/0	0	54	:Byrd	1	24	24.0	24	0		
9/27	L	22-27	at Carolina	73,402	:Hocker	0	0	0	0	11/12	9/13	0	38	:Wilson	1	20	20.0	20	0		
10/4	Wot	26-20	Dallas	73,009	:Ingram	6	6	0	0	0/0	0/0	1	38	:Richardson	1	13	13.0	13	0		
10/11	L	17-39	at Philadelphia	69,296	:Watson	6	6	0	0	0/0	0/0	0	36	:Anthony	1	5	5.0	5	0		
10/15	W	31-21	Atlanta	73,018	:Colston	4	4	0	0	0/0	0/0	0	24	:Sanford	1	3	3.0	3	0		
10/25	W	27-21	at Indianapolis	66,420	:Hightower	4	4	0	0	0/0	0/0	0	24	:Browner	1	0	0.0	0	0		
11/1	W	52-49	NY Giants	73,019	:Robinson	4	4	0	0	0/0	0/0	0	24	:Saints	9	87	9.7	24	0		
11/8	Lot	28-34	Tennessee	73,075	:Snead	3	0	3	0	0/0	0/0	0	18	:Opponents	12	230	19.2	63t	2		
11/15	L	14-47	at Washington	75,086	:Hoomanawanui	3	0	3	0	0/0	0/0	0	18	:	:	:	:	:	:		
11/29	L	6-24	at Houston	71,778	:Spiller	2	0	2	0	0/0	0/0	0	12	:PUNTING	No.	Yds	Avg	Net	TB	In	Lg
12/6	L	38-41	Carolina	73,097	:Coleman	2	0	2	0	0/0	0/0	0	12	:Morstead	56	2551	45.6	40.7	4	20	
12/13	W	24-17	at Tampa Bay	62,138	:Hill	2	0	2	0	0/0	0/0	0	12	:Fields	10	412	41.2	35.1	2	4	
12/21	L	27-35	Detroit	73,017	:Anthony	1	0	1	0	0/0	0/0	1	8	:Hocker	1	43	43.0	43.0	0	1	
12/27	W	38-27	Jacksonville	73,064	:Murphy	1	0	1	0	0/0	0/0	0	6	:Saints	67	3006	44.9	39.9	6	25	
1/3	W	20-17	at Atlanta	69,699	:Mauti	1	0	1	0	0/0	0/0	0	6	:Opponents	62	2765	44.6	38.5	5	19	
					:Brees	1	0	1	0	0/0	0/0	0	6	:	:	:	:	:	:		

TEAM STATISTICS	N.O.	OPP	Cadet	1	0	1	0	0	0	0/0	0/0	0	6	PUNT RET.	Ref	FC	Yds	Avg	Long	TD
Total First Downs	381	380	Johnson	1	1	0	0	0	0	0/0	0/0	0	6	:Murphy	28	7	261	9.3	74t	1
Rushing	98	103	Saints	51	16	32	3	44/46	18/26	0	408	6	:Cooks	2	0	12	6.0	6	0	0
Passing	247	223	Opponents	59	12	45	2	52/54	22/27	0	476	6	:Byrd	1	5	1	1.0	1	0	0
Penalty	36	54											:Cadet	1	1	1	1.0	1	0	0
3rd Down: Made/Att	104/218	71/176	2-Pt. Conversions:	Ingram, 1; Saints: 1/4,										:Saints	32	13	275	8.6	74t	1
3rd Down Pct.	47.7%	40.3%	Opponents: 2/4											:Opponents	26	16	215	8.3	22	0
4th Down: Made/Att	10/16	10/13	2-Pt. Return:	Anthony 1										:	:	:	:	:	:	:
4th Down Pct.	62.5%	76.9%												:KICKOFF RET.	No.	Yds	Avg	Long	TD	

POSSESSION AVG.	31:11	28:49	SACKS:	Jordan 10.0, Edebali 5.0, Kikaha 4.0,				
TOTAL NET YARDS	6461	6615	Vaccaro 3.0, Gwacham 2.5, Davison 1.5, Byrd 1.0,					
Avg. Per Game	403.8	413.4	Anthony 1.0, Humber 1.0, Team 1.0, Jenkins 0.5,					
Total Plays	1096	996	Richardson 0.5 Saints: 31.0, Opponents: 32.0					
Avg. Per Play	5.9	6.6						
NET YARDS RUSHING	1491	2071	FUM/LOST:	Brees 5/2, Murphy 3/1, Ingram 2/1,				
Avg. Per Game	93.2	129.4	Snead 2/1, Cadet 1/1, Cooks 1/0, Hoomanawanui					
Total Rushes	397	421	1/1, Spiller 1/0, Watson 1/1 Saints: 17/8					
NET YARDS PASSING	4970	4544						
Avg. Per Game	310.6	284.0	RUSHING	No	Yds	Avg	LG	TD
Sacked/Yards Lost	32/235	312/11	Ingram	166	769	4.6	70	6
Gross Yards	5205	4755	Hightower	96	375	3.9	26	4
Attempts/Completions	667/460	544/372	Robinson	56	180	3.2	14	4
Completion Pct.	69.0%	68.4%	Spiller	36	112	3.1	11	0
Had Intercepted	12	9	Cooks	8	18	2.3	11	0
PUNTS/AVERAGE	67/44.9	62/44.6	Brees	24	14	0.6	12	1
NET PUNTING AVG.	39.9	38.9	Cadet	4	12	3.0	6	0
PENALTIES/YARDS	130/1112	114/887	Johnson	4	9	2.3	4	1
FUMBLES/BALL LOST	17/8	29/13	Hunter	1	2	2.0	2	0
TOUCHDOWNS	51	59	Hoomanawanui	1	0	0.0	0	0
Rushing	16	12	Murphy	1	0	0.0	0	0
Passing	32	45	Saints	397	1491	3.8	70	16
Returns	3	2	Opponents	421	2071	4.9	45	12

SCORE BY PERIODS	Q1	Q2	Q3	Q4	OT	PTS
Saints	121	97	81	103	6	408
Opponents	68	139	123	140	6	476

Receiving	No.	Yds	Avg	Long	TD
Cooks	84	1138	13.5	71t	9
Watson	74	825	11.1	46	6
Snead	69	984	14.3	63	3
Ingram	50	405	8.1	59	0
Colston	45	520	11.6	53t	4
Spiller	34	239	7.0	80t	2
Coleman	30	454	15.1	31	2
Robinson	17	115	6.8	22	0
Hill	16	120	7.5	19	2
Hightower	12	129	10.8	27	0
Hoomanawanui	11	76	6.9	19	3
Cadet	9	146	16.2	44t	1
Johnson	5	30	6.0	12	0
Graham	4	24	6.0	18	0
Saints	460	5205	11.3	80t	32
Opponents	372	4755	12.8	90t	45

PASSING	Att	Cmp	Yds	Cmp%	Yds/Att	TD	TD%	Int	Int%	Long	Sack/Lost	Rating
Brees	627	428	4870	68.3%	7.8	32	5.1%	11	1.8%	80t	31/235	101.0
McCown	39	32	335	82.1%	8.6	0	0.0%	1	2.6%	25	1/0	91.8
Cadet	1	0	0	0.0%	0.0%	0	0.0%	0	0.0%	0	0/0	0.0
Saints	667	460	5205	69.0%	7.8	32	4.8%	12	1.8%	80t	32/235	100.6
Opponents	544	372	4755	68.4%	8.7	45	8.3%	9	1.7%	90t	31/211	116.2

#### 2015 NFC SOUTH STANDINGS

##### Saints Finish: 3rd Place

	W	L	T	Pct.
Carolina	15	1	0	938
Atlanta	8	8	0	500
New Orleans	7	9	0	438
Tampa Bay	6	10	0	375

# SAINTS STATISTICS



## 2016

### RECORD: 7-9

### FINISH: 3RD-NFC SOUTH

HISTORY

Date	W/L	Score	Opponent	Attendance	SCORING	TD	Ru	Pa	Rt	PAT	FG	S	TP	INTERCEPTIONS	NO.	YDS	AVG	LONG	TD			
9/11	L	34-35	Oakland	73,028	Lutz	0	0	0	0	49/50	28/34	0	133	Byrd	2	35	17.5	24	0			
9/18	L	13-16	at NY Giants	77,727	Ingram	10	6	4	0	0/0	0/0	0	64	Vaccaro	2	30	15.0	30	0			
9/26	L	32-45	Atlanta	73,003	Thomas	9	0	9	0	0/0	0/0	0	54	Moore	2	8	4.0	8	0			
10/2	W	35-34	at San Diego	60,641	Cooks	8	0	8	0	0/0	0/0	0	48	Robertson	1	29	29.0	29	0			
10/16	W	41-38	Carolina	73,138	Hightower	5	4	1	0	0/0	0/0	0	30	Webb	1	7	7.0	7	0			
10/23	L	21-27	at Kansas City	76,282	Kuhn	5	4	1	0	0/0	0/0	0	30	Stupar	1	0	0.0	0	0			
10/30	W	25-20	Seattle	73,188	Cadet	4	0	4	0	0/0	0/0	0	24	Saints	9	109	12.1	30	2			
11/6	W	41-23	at San Francisco	70,178	Fleener	4	1	3	0	0/0	0/0	0	24	Opponents	15	240	16.0	90t	2			
11/13	L	23-25	Denver	73,138	Snead IV	4	0	4	0	0/0	0/0	0	24									
11/17	L	20-23	at Carolina	73,288	Coleman	3	0	3	0	0/0	0/0	0	18	PUNTING	No.	Yds	Avg	Net	TB	In	Lg	B
11/27	W	49-21	Los Angeles	73,067	Brees	2	2	0	0	0/0	0/0	0	12	Morstead	57	2751	48.3	42.4	5	22	66	0
12/4	L	13-28	Detroit	73,137	Hill	1	0	1	0	0/0	0/0	0	6	Saints	57	2751	48.3	42.4	5	22	66	0
12/11	L	11-16	at Tampa Bay	62,140	Kruger	0	0	0	0	0/0	0/0	1	2	Opponents	56	2619	46.8	40.7	6	22	68	0
12/18	W	48-41	at Arizona	65,072	Saints	55	17	38	0	49/50	28/34	1	469									
12/24	W	31-24	Tampa Bay	73,177	Opponents	51	19	27	5	44/46	32/35	0	454	PUNT RET.	Ret	FC	Yds	Avg	Long	TD		
1/1	L	32-38	at Atlanta	70,835										Lewis	14	8	160	11.4	59	0		

TEAM STATISTICS	N.O.	OPP
Total First Downs	395	353
Rushing	105	91
Passing	265	230
Penalty	25	32
3rd Down: Made/Att	107/220	84/194
3rd Down Pct.	48.6%	43.3%
4th Down: Made/Att	13/15	4/10
4th Down Pct.	86.7%	40.0%
POSSESSION AVG.	30:57	29:03
TOTAL NET YARDS	6816	6006
Avg. Per Game	426.0	375.4
Total Plays	1105	1008
Avg. Per Play	6.2	6.0
NET YARDS RUSHING	1742	1626
Avg. Per Game	108.9	101.6
Total Rushes	404	396
NET YARDS PASSING	5074	4380
Avg. Per Game	317.1	273.8
Sacked/Yards Lost	27/184	30/213
Gross Yards	5258	4593
Attempts/Completions	674/472	582/378
Completion Pct.	70.0%	64.9%
Had Intercepted	15	9

2-Pt. Conversions:	Ingram 2, Saints: 2/5,
Opponents: 3/5	
SACKS:	Jordan 7.5, Fairley 6.5, Ellerbe 4.0,
	Ranksin 4.0, Kruger 1.5, Bell 1.0, Edeballi 1.0, Mauti
	1.0, Robertson 1.0, Slupar 1.0, Vaccaro 1.0, Tapp
	0.5, Saints: 30.0, Opponents: 27.0

FUM/LOST:	Brees 5/4, Fleener 2/0, Ingram 2/2,
	Lewis 2/0, Snead 2/0, Thomas 2/2, Cooks 1/0, D.
	Harris 1/1 Saints: 17/9

RUSHING	No.	Yds	Avg	LG	TD
Ingram	205	1043	5.1	75t	6
Hightower	133	548	4.1	30	4
Kuhn	18	37	2.1	4	4
Lasco	11	32	2.9	6	0
Cooks	6	30	5.0	11	0
Brees	23	20	0.9	7	2
Cadet	4	19	4.8	16	0
Lewis	3	11	3.7	7	0
Fleener	1	2	2.0	2t	1

FIELD GOALS	1-19	20-29	30-39	40-49	50+
Lutz	1/1	7/7	9/11	8/8	3/7
Saints	1/1	7/7	9/11	8/8	3/7
Opponents	1/1	9/9	8/8	12/13	2/4

Opponents:	(47G, 31G) (53N, 48G, 19G, 23G)
	(21G) (30G, 47G) (42G) (39G, 41G) (44G, 21G)
	(49G, 48G, 46G) (50G, 42N, 28G, 37G) (32G, 49G,
	42G) (1/1) (27G, 29G, 32G, 27G, 52G) (41G, 39G,
	32G) (42G, 34G, 22G) (37G, 39G) (42G, 34G, 21G)
	(19G, 40G)

Opponents:	(47G, 31G) (53N, 48G, 19G, 23G)
	(21G) (30G, 47G) (42G) (39G, 41G) (44G, 21G)
	(49G, 48G, 46G) (50G, 42N, 28G, 37G) (32G, 49G,
	42G) (1/1) (27G, 29G, 32G, 27G, 52G) (41G, 39G,
	32G) (42G, 34G, 22G) (37G, 39G) (42G, 34G, 21G)
	(19G, 40G)

2016 NFC SOUTH STANDINGS	Saints Finish: 3rd Place			
	W	L	T	Pct.
Atlanta	11	5	0	.688
Tampa Bay	9	7	0	.563
New Orleans	7	9	0	.438
Carolina	6	10	0	.375

SCORE BY PERIODS	Q1	Q2	Q3	Q4	OT	PTS
Saints	89	135	88	157	0	469
Opponents	92	181	65	116	0	454

PASSING	Att	Cmp	Yds	Cmp%	Yds/Att	TD	TD%	Int	Int%	Long	Sack/Lost	Rating
Brees	673	471	5208	70.0%	7.7	37	5.5%	15	2.2%	98t	27/184	101.7
Snead IV	1	1	50	100.0%	50.0%	1	100.0%	0	0.0%	50t	0/0	158.3
Saints	674	472	5258	70.0%	7.8	38	5.6%	15	2.2%	98t	27/184	102.5
Opponents	582	378	4593	64.9%	7.9	27	4.6%	9	1.5%	66t	30/213	98.1



# SAINTS STATISTICS

## 2017

### RECORD: 11-5

### FINISH: 1ST-NFC SOUTH

Date	WL	Score	Opponent	Attendance	SCORING	TD	Ru	Pa	Rt	PAT	FG	\$	TP	INTERCEPTIONS	NO.	YDS	AVG	LONG	TD			
09/11	L	19-29	at Minnesota	66,606	Lutz	0	0	0	0	47/50	31/36	0	140	Lattimore	5	85	17.0	33	1			
09/17	L	20-36	New England	73,168	Kamara	14	8	5	1	0	0	0	86	M. Williams	4	12	3.0	12	0			
09/24	W	34-13	at Carolina	73,775	Ingram II	12	12	0	0	0	0	0	72	Vaccaro	3	41	13.7	30	0			
10/01	W	20-0	at Miami	84,423	Thomas	5	0	5	0	0	0	0	30	Robertson	2	20	10.0	20	0			
10/15	W	52-38	Detroit	73,117	Ginn	4	0	4	0	0	0	0	24	P. Williams	2	7	3.5	7	0			
10/22	W	26-17	at Green Bay	78,380	Coleman	3	0	3	0	0	0	0	18	Rankins	1	27	27.0	27	0			
10/29	W	20-12	Chicago	73,192	Brees	2	2	0	0	0	0	0	12	Barjo	1	0	0.0	0	0			
11/05	W	30-10	Tampa Bay	73,121	Fleener	2	0	2	0	0	0	0	12	Crawley	1	0	0.0	0	0			
11/12	W	47-10	at Buffalo	67,501	Edmunds	1	1	0	0	0	0	0	6	Jordan	1	0	0.0	0	1			
11/19	Wot	34-31	Washington	73,138	Hardee	1	0	1	0	0	0	0	6	Saints	20	192	9.6	33	2			
11/26	L	20-26	at L.A. Rams	62,006	J. Hill	1	0	1	0	0	0	0	6	Opponents	8	49	6.1	41	1			
12/03	W	31-21	Carolina	73,171	Hoomanawanui	1	0	1	0	0	0	0	6									
12/07	L	17-20	at Atlanta	72,866	Jordan	1	0	1	0	0	0	0	6	PUNTING	No.	Yds	Avg	Net	TB	In	Lg	B
12/17	W	31-19	New York Jets	73,018	Lattimore	1	0	1	0	0	0	0	6	Morstead	60	2822	47.0	42.2	2	26	68	0
12/24	W	23-13	Atlanta	73,188	Lewis	1	0	1	0	0	0	0	6	Saints	60	3186	47.0	42.2	2	26	68	0
12/31	L	24-31	at Tampa Bay	55,376	Line	1	0	1	0	0	0	0	6	Opponents	71	3822	44.9	41.0	3	25	61	1
					Vaccaro	1	0	1	0	0	0	0	6									

TEAM STATISTICS	N.O.	OPP	Saints	51	23	5	47/50	31/36	0	448	PUNT RET.	Ref	FC	Yds	Avg	Long	TD		
Total First Downs	332	308	Opponents	36	11	22	3	30/33	26/31	0	326	Ginn	19	13	103	5.4	17	0	
Rushing	111	92										Lewis	14	10	115	8.2	24	0	
Passing	201	172	2-Pt. Conversions:	Kamara, Saints: 1/1,								Snead	1	0	0	0.0	0	0	
Penalty	20	44	Opponents: 1/3									Saints	34	23	218	6.4	24	0	
3rd Down: Made/Att	73/194	87/212										Opponents	24	18	249	10.4	74	1	
3rd Down Pct.	37.6	41.0	SACKS:	Jordan 13, Bell 4.5, Okafor 4.5, Kikaha 4,															
4th Down: Made/Att	12/15	4/12	Johnson 2.5, Hendrickson 2, Klein 2, Onyemata 2,																
4th Down Pct.	80.0	33.3	Rankins 2, Robertson 2, Vaccaro 1.5, Anzalone 1,																
POSSESSION AVG.	31:04	28:56	Bush 1, Saints: 42.0, Opponents: 20.0																
TOTAL NET YARDS	6259	5384																	
Avg. Per Game	391.2	336.5	FUM/LOST:	Brees 5/0, Ingram II 3/3, Coleman 2/2,															
Total Plays	1000	1002	Ginn 2/0, J. Hill 2/2, Kamara 1/1, Lewis 1/1, Snead																
Avg. Per Play	6.3	5.4	1/1, Unger 1/0, Vaccaro 1/0, Saints: 19/10																
NET YARDS RUSHING	2070	1787																	
Avg. Per Game	129.4	111.7	RUSHING	No	Yds	Avg	LG	TD	Saints	36	825	22.9	106	1					
Total Rushes	444	406	Ingram II	230	1124	4.9	72	12	Opponents	32	788	24.6	46	0					
NET YARDS PASSING	4189	3597	Kamara	120	728	6.1	74	8											
Avg. Per Game	261.8	224.8	Peterson	27	81	3.0	11	0	FIELD GOALS	1-19	20-29	30-39	40-49	50+					
Sacked/Yards Lost	20/145	42/287	Edmunds	9	48	5.3	41	1	Lutz	0/0	10/10	4/5	13/16	4/5					
Gross Yards	4334	3884	Ginn	10	39	3.9	15	0	Saints	0/0	10/10	4/5	13/16	4/5					
Att./Completions	536/386	554/329	Lewis	7	28	4.0	9	0	Opponents	0/0	9/9	5/5	9/10	3/7					
Completion Pct.	72.0	59.4	Lewis	2	14	7.0	8	0											
Had Intercepted	8	20	Brees	33	12	0.4	7	2	Lutz:	43G, 21G, 24G, 20G) (46G, 35G, 49N) (33G,									
PUNTS/AVERAGE	60/47.0	71/44.9	Lutz	1	4	4.0	4	0	Lewis	30G, 56N) (41N, 43G, 45G) (41G) (28G, 44G) (45G,									
NET PUNTING AVG.	60/42.2	71/41.0	Kuhn	1	2	2.0	2	0	Griffin	49G) (40G, 43N) (23G, 53G) (52G, 29G, 42G, 28G)									
PENALTIES/YARDS	105/962	108/850	Daniel	3	-2	-7	0	0	Saints	50G, 21G) (38N, 31G) (34G) (23G) (40G, 29G,									
FUMBLES/BALL LOST	19/10	20/5	J. Hill	1	-8	-8.0	-8	0	Opponents	45G) (48G)									
TOUCHDOWNS	51	36	Saints	444	2070	4.7	74	23											
Rushing	23	11	Opponents	406	1787	4.4	50	11	Opponents:	(24G, 32G, 45G) (28G, 24G, 27G)									
Passing	23	22							(32G, 48G) () (41G, 56N) (59N, 46G) (27G, 48N,										
Returns	5	3	Receiving	No.	Yds	Avg	Long	TD	44G) (50G, 54N) (37G) (38G) (50G, 63N, 46G, 49G,										
			Thomas	104	1245	12.0	43	5	26G) () (28G, 52G) (29G, 26G) (37G, 48G) (42G)										
			Kamara	81	826	10.2	40	5											
			Ingram II	58	416	7.2	54	0											
			Ginn	53	787	14.8	54	4											
			Coleman	23	364	15.8	54	3											
			Fleener	22	295	13.4	33	2											
			J. Hill	16	125	7.8	22	1											
			Lewis	10	116	11.6	52	1											
			Snead	8	92	11.5	26	0											
			Hoomanawanui	6	52	8.7	25	1											
			Line	2	8	4.0	5	1											
			Peterson	2	4	2.0	3	0											
			Griffin	1	4	4.0	4	0											
			Saints	386	4334	11.2	54	23											
			Opponents	329	3884	11.8	53	22											

SCORE BY PERIODS	Q1	Q2	Q3	Q4	OT	PTS
Saints	107	115	98	125	3	448
Opponents	80	86	46	114	0	326

PASSING	Att	Cmp	Yds	Cmp%	Yds/Att	TD	TD%	Int	Int%	Long	Sack/Lost	Rating
Brees	536	386	4334	72.0	8.09	23	4.3	8	1.5	54t	20/145	103.9
Saints	536	386	4334	72.0	8.09	23	4.3	8	1.5	54t	20/145	103.9
Opponents	554	329	3884	59.4	7.01	22	4.0	20	3.6	53t	42/287	79.0

#### 2017 NFC SOUTH STANDINGS

##### Saints Finish: 1st Place

	W	L	T	Pct.
New Orleans	11	5	0	.688
Carolina	11	5	0	.688
Atlanta	10	6	0	.625
Tampa Bay	5	11	0	.313

# SAINTS STATISTICS

## 2018

### RECORD: 13-3

### FINISH: 1ST-NFC SOUTH



HISTORY

Date	W/L	Score	Opponent	Attendance	SCORING	TD	Ru	Pa	Rt	PAT	FG	S	TP	INTERCEPTIONS	NO.	YDS	AVG	LONG	TD			
9/9	L	40-48	Tampa Bay	73,038	Lutz	0	0	0	0	52/53	28/30	0	136	M. Williams	2	100	50.0	78	0			
9/16	W	21-18	Cleveland	73,086	Kamara	18	14	4	0	0/0	0/0	3	114	Apple	2	29	14.5	29	0			
9/23	W	43-37ot	at Atlanta	74,457	Thomas	9	0	9	0	0/0	0/0	0	54	Barjo	2	0	0.0	0	0			
9/30	W	33-18	at N.Y. Giants	78,213	Ingram	7	6	1	0	0/0	0/0	0	42	Lattimore	2	0	0.0	0	0			
10/8	W	43-19	Washington	73,028	T. Smith	5	0	5	0	0/0	0/0	0	30	Hardee	1	77	77.0	77	0			
10/21	W	24-23	at Baltimore	70,639	Brees	4	4	0	0	0/0	0/0	0	24	P. Williams	1	45	45.0	45t	1			
10/28	W	30-20	at Minnesota	66,801	Ginn	2	0	2	0	0/0	0/0	1	14	Klein	1	6	6.0	6	0			
11/4	W	45-35	L.A. Rams	73,086	Kirkwood	2	0	2	0	0/0	0/0	0	12	Anzalone	1	2	2.0	2	0			
11/11	W	51-14	at Cincinnati	52,492	T. Hill	2	2	0	0	0/0	0/0	0	12	Saints	12	259	21.6	78	1			
11/18	W	48-7	Philadelphia	73,042	Carr	2	2	0	0	0/0	0/0	0	12	Opponents	7	75	10.7	29	0			
11/22	W	31-17	Atlanta	73,017	Watson	2	2	0	0	0/0	0/0	0	12									
11/29	L	10-13	at Dallas	93,004	Line	2	0	2	0	0/0	0/0	0	12	PUNTING	No.	Yds	Avg	Net	TB	In	Lg	B
12/9	W	28-14	at Tampa Bay	53,495	J. Hill	1	0	1	0	0/0	0/0	0	6	Morstead	43	1996	46.4	43.2	4	15	60	0
12/17	W	12-9	at Carolina	74,188	Meredith	1	0	1	0	0/0	0/0	0	6	Saints	43	1996	46.4	43.2	4	15	60	0
12/23	W	31-28	Pittsburgh	73,086	P. Williams	1	0	1	0	0/0	0/0	0	6	Opponents	53	2246	42.4	38.7	2	12	62	2
12/30	L	14-33	Carolina	73,028	Lewis	1	0	1	0	0/0	0/0	0	6									

TEAM STATISTICS	N.O.	OPP	Saints	60	26	33	1	52/53	28/30	4	504	Kamara	Ret	FC	Yds	Avg	Long	TD	
Total First Downs	377	333	Opponents	43	12	30	1	32/37	17/23	5	353	Lewis	8	6	60	7.5	17	0	
Rushing	134	72										Tate	3	0	15	5.0	8	0	
Passing	210	224	2-Pt. Conversions:	Kamara 3, Ginn 1; Saints: 4/6,								T. Hill	1	0	0	0.0	0	0	
Penalty	33	37	Opponents: 5/6									Carr	0	1	0	0.0	0	0	
3rd Down: Made/Att	82/184	78/189										Ginn	0	2	0	0.0	0	0	
3rd Down Pct.	44.6%	41.3%	SACKS:	Jordan 12, Rankins 8, Davis 5, Onyemata 5								Saints	24	18	157	6.5	17	0	
4th Down: Made/Att	13/16	14/29	4.5, Davenport 4.5, Okafor 4.0, Klein 2, Davison									Opponents	12	15	60	5.0	16	0	
4th Down Pct.	81.3%	48.3%	2, Anzalone 2, P. Williams 1, Bell 1, M. Williams 1																

POSSESSION AVG.	31:39	28:21 <th>Robertson 1, Stallworth 1</th> <th>KICKOFF RET.</th> <th>No.</th> <th>Yds</th> <th>Avg</th> <th>Long</th> <th>TD</th>	Robertson 1, Stallworth 1	KICKOFF RET.	No.	Yds	Avg	Long	TD
TOTAL NET YARDS	6067	5585	Saints: 49.0, Opponents: 20.0						
Avg. Per Game	379.2	349.1							
Total Plays	1010	978	FUM LOST:	M. Thomas 2, Lewis 1, T. Hill 1, Brees					
Avg. Per Play	6.0	5.7	1, Ginn 1, Ingram 1, Gillislee 1, Meredith 1						

NET YARDS RUSHING	2025	1283	Saints: 9	FIELD GOALS	1-19	20-29	30-39	40-49	50+
Avg. Per Game	126.6	80.2							
Total Rushes	471	356	RUSHING						
NET YARDS PASSING	4042	4302	Kamara	194	883	4.6	49t	14	
Avg. Per Game	252.6	268.9	Ingram	138	645	4.7	38	6	
Sacked/Yards Lost	201/132	49/321	T. Hill	37	196	5.3	35	2	
Gross Yards	4174	4623	Washington	27	154	5.7	28	0	

Attempts/Completions	519/381	573/384	Gillislee <th>16</th> <th>43</th> <th>2.7</th> <th>5 <th>0 <th>0 </th></th></th>	16	43	2.7	5 <th>0 <th>0 </th></th>	0 <th>0 </th>	0
Completion Pct.	67.0%	67.0%	Line	9	41	4.6	9	0	
Had Intercepted	7	12	Ginn	3	26	8.7	20	0	
PUNTS/AVERAGE	43/46.4	53/42.4	Brees	31	22	0.7	11	4	
NET PUNTING AVG.	43.2	38.7	Lewis	2	10	5.0	6	0	

PENALTIES/YARDS	94/939	85/814	Bridgewater <th>11</th> <th>5</th> <th>0.5 <th>9 <th>0 <th>0 </th></th></th></th>	11	5	0.5 <th>9 <th>0 <th>0 </th></th></th>	9 <th>0 <th>0 </th></th>	0 <th>0 </th>	0
FUMBLES/BALL LOST	18/9	22/12	J. Williams	3	0	0.0	1	0	
TOUCHDOWNS	60	43	Saints	471	2025	4.3	49t	26	
Rushing	26	12	Opponents	356	1283	3.6	28t	12	
Passing	33	30							
Returns	1	1	Receiving						

SCORE BY PERIODS	Q1	Q2	Q3	Q4	OT	PTS
Saints	81	161	94	162	6	504
Opponents	98	101	71	83	0	353

#### 2018 NFC SOUTH STANDINGS

Saints Finish: 1st Place	W	L	T	Pct.
New Orleans	13	3	0	.813
Atlanta	7	9	0	.438
Carolina	7	9	0	.438
Tampa Bay	5	11	0	.313

PASSING	Att	Cmp	Yds	Cmp%	Yds/Att	TD	TD%	Int	Int%	Long	Sack/Lost	Rating
Brees	489	364	3992	74.4%	8.2	32	6.5%	5	1.0%	72t	17/121	115.7
Bridgewater	23	14	118	60.9%	5.1	1	4.3%	1	4.3%	18	2/8	70.6
T. Hill	7	3	64	42.9%	9.1	0	0.0%	1	14.3%	44	1/3	36.3
Team	519	381	4174	73.4%	8.0	33	6.4%	7	1.3%	72t	20/132	112.4
Opponents	573	384	4623	67.0%	8.1	30	5.2%	12	2.1%	75t	49/321	100.3

# SAINTS STATISTICS

## 2019

### RECORD: 13-3

### FINISH: 1ST-NFC SOUTH

Date	W/L	Score	Opponent	Attendance	SACKS: Jordan 15.5, Davenport 6, Hendrickson 4.5, Davis 4, Edwards 3, Onyematla 3, Klein 2.5, Brown 2, Rankins 2, Tuttle 2, Bell 1.5, Anzalone 1, Granderson 1, Robertson 1, P. Williams 1, TEAM 1	KICKOFF RET. No. Yds Avg Long TD
09/09	L	30-28	Houston	73,039	Kamara	24 644 26.8 51 0
09/15	L	9-27	at L.A.Rams	71,460	Murray	1 0 0.0 0 0
09/22	W	33-27	at Seattle	69,005	T. Hill	1 12 12.0 12 0
09/29	W	12-10	Dallas	73,086	Saints: 51.0, Opponents: 25.0	Vander Laan 1 8 8.0 8 0 Washington 1 12 12.0 12 0
10/06	W	31-24	Tampa Bay	73,029	FUM/LOST: Kamara 4/1, Harris 3/1, Bridgewater 1/0, Thomas 1/0 Saints: 9/2	Saints 28 676 24.1 51 0 Opponents 21 566 27.0 102t 1
10/13	W	13-6	at Jacksonville	64,341	RUSHING No Yds Avg LG TD	FIELD GOALS 1-19 20-29 30-39 40-49 50+
10/20	W	36-25	at Chicago	62,306	Kamara 171 797 4.7 40t 5	Lutz 1/1 9/9 6/6 13/15 3/5
10/27	W	31-9	Arizona	73,064	Murray 146 637 4.4 30t 5	Saints 1/1 9/9 6/6 13/15 3/5
11/10	L	9-26	Atlanta	73,283	Murray 27 156 5.8 30t 1	Opponents 0/0 5/6 7/7 7/8 3/3
11/17	W	34-17	at Tampa Bay	54,333	Washington 8 60 7.5 31 0	
11/24	W	34-31	Carolina	73,068	Bridgewater 28 31 1.1 11 0	Lutz: (32G,56N,47G,58G)(34G,52G,42G)
11/28	W	26-18	at Atlanta	71,993	Harris 4 31 7.8 10 0	((40G,42G,19G,26G)(29G)(47G,21G)
12/08	L	46-48	San Francisco	73,038	Line 7 20 2.9 5 0	(39G,42N,52N,30G)(47N,26G)(29G,47G,28G)
12/16	W	34-7	Indianapolis	73,053	Ginn 3 18 6.0 12 0	(44G,26G)(41G,33G)(22G,47G,42G,45G)(55G,48G)
12/22	W	38-28	at Tennessee	66,756	Zenner 1 1 1.0 1 0	(33G,26G)(47G))
12/29	W	42-10	at Carolina	72,203	Brees 9 -4 -4 2 1	

TEAM STATISTICS	N.O.	OPP	RECEIVING	No.	Yds	Avg	LG	TD	2019 NFC SOUTH STANDINGS
Total First Downs	347	311	Thomas	149	1725	11.6	49	9	Saints Finish: 1st Place
Rushing	97	71	Kamara	81	533	6.6	41	1	W L T Pct.
Passing	230	197	Cook	43	705	16.4	61t	9	New Orleans 13 3 0 813
Penalty	20	43	Murray	34	235	6.9	30	1	Atlanta 7 9 0 438
3rd Down: Made/Att	81/192	73/210	Murray	30	421	14.0	45	2	Tampa Bay 7 9 0 438
3rd Down Pct.	42.2	34.8	J. Hill	25	226	9.0	29	3	Carolina 5 11 0 313
4th Down: Made/Att	5/13	11/25	T. Hill	19	234	12.3	45t	6	
4th Down Pct.	38.5	44.0	T. Smith	18	234	13.0	32	5	
POSSESSION AVG.	32.19	27.41	Harris	6	24	4.0	13	0	
TOTAL NET YARDS	5982	5329	Arnold	2	25	12.5	19	0	
Total Plays	1011	999	Carr	1	9	9.0	9	0	
Avg. Per Play	5.9	5.3	Ortiz	1	8	8.0	8	0	
NET YARDS RUSHING	1738	1461	Washington	1	6	6.0	6	0	
Avg. Per Game	108.6	91.3	Zenner	1	6	6.0	6	0	
Total Rushes	405	345	Hogan	1	4	4.0	4	0	
NET YARDS PASSING	4244	3868	Saints	418	4431	10.6	61t	36	
Avg. Per Game	265.3	241.8	Opponents	371	4201	11.3	75t	27	
Sacked/Yards Lost	25/187	51/333	M. Williams	4	56	14.0	55t	1	
Gross Yards	4431	4201	Gardner-Johnson	1	28	28.0	28	0	
Att./Completions	581/418	603/371	Bell	1	19	19.0	19	0	
Completion Pct.	71.9	61.5	Tuttle	1	19	19.0	19	0	
Had Intercepted	6	13	Klein	1	14	14.0	14t	1	
PUNTS/AVERAGE	60/46.2	73/43.1	Robertson	1	3	3.0	3	0	
NET PUNTING AVG.	60/43.1	73/37.5	Davis	1	1	1.0	1	0	
PENALTIES/YARDS	120/1036	92/713	Jenkins	1	0	0.0	0	0	
FUMBLES/BALL LOST	9/2	15/10	Lattimore	1	0	0.0	0	0	
TOUCHDOWNS	52	40	P. Williams	1	0	0.0	0	0	
Rushing	12	12	Saints	13	140	10.8	55t	2	
Passing	36	27	Opponents	6	16	2.7	14	0	
Returns	4	1	INTERCEPTIONS	NO. YDS AVG LONG TD					

SCORE BY PERIODS	Q1	Q2	Q3	Q4	OT	PTS
Saints	89	140	130	99	0	458
OPPONENTS	60	88	81	112	0	341

SCORING	TD	Ru	Pa	Rt	PAT	FG	S	TP
Lutz	0	0	0	0	48/49	32/36	0	144
Cook	9	0	9	0	0	0	0	54
Thomas	9	0	9	0	0	0	0	54
T. Hill	7	1	6	0	0	0	0	42
Kamara	6	5	1	0	0	0	0	36
Murray	6	5	1	0	0	0	0	36
T. Smith	5	0	5	0	0	0	0	30
J. Hill	3	0	3	0	0	0	0	18
Ginn	2	0	2	0	0	0	0	12
Bell	1	0	0	1	0	0	0	6
Brees	1	1	0	0	0	0	0	6
Harris	1	0	0	1	0	0	0	6
Klein	1	0	0	1	0	0	0	6
M. Williams	1	0	0	1	0	0	0	6

Saints	Ret	FC	Yds	Avg	Long	TD
60	2770	46.2	43.1	1	29	64
73	3146	43.1	37.5	2	18	66

Saints	Ret	FC	Yds	Avg	Long	TD
40	12	368	9.2	53t	1	
24	21	166	6.9	32	0	

PASSING	Att	Cmp	Yds	Cmp%	Yds/Att	TD	TD%	Int	Int%	Long	Sack/Lost	Rating
Brees	378	281	2979	74.3	7.88	27	7.1	4	1.1	61t	12/89	116.3
Bridgewater	196	133	1384	67.9	7.06	9	4.6	2	1.0	45	12/89	99.1
T. Hill	6	3	55	50.0	9.17	0	0.0	0	0.0	20	1/9	81.9
Kamara	1	1	13	100.0	13.00	0	0.0	0	0.0	13	0/0	118.8
Saints	581	418	4431	71.9	7.63	36	6.2	6	1.0	61t	25/187	110.2
Opponents	603	371	4201	61.5	6.97	27	4.5	13	2.2	75t	51/333	88.3

2-Plt. Conversions:	Saints:	Opponents:
0/3	0/3	1/3

INTERCEPTIONS	NO.	YDS	AVG	LONG	TD
M. Williams	4	56	14.0	55t	1
Gardner-Johnson	1	28	28.0	28	0
Bell	1	19	19.0	19	0
Tuttle	1	19	19.0	19	0
Klein	1	14	14.0	14t	1
Robertson	1	3	3.0	3	0
Davis	1	1	1.0	1	0
Jenkins	1	0	0.0	0	0
Lattimore	1	0	0.0	0	0
P. Williams	1	0	0.0	0	0

PUNTING	No.	Yds	Avg	Net	TB	In	Lg	B
60	2770	46.2	43.1	1	29	64	0	0
73	3146	43.1	37.5	2	18	66	1	0

PUNT RET.	Ret	FC	Yds	Avg	Long	TD
6	36	11	338	9.4	53t	1
4	1	30	7.5	27	0	0
40	12	368	9.2	53t	1	0
24	21	166	6.9	32	0	0

Saints	Ret	FC	Yds	Avg	Long	TD
40	12	368	9.2	53t	1	0
24	21	166	6.9	32	0	0

2-Plt. Conversions:	Saints:	Opponents:
0/3	0/3	1/3

PASSING	Att	Cmp	Yds	Cmp%	Yds/Att	TD	TD%	Int	Int%	Long	Sack/Lost	Rating
Brees	378	281	2979	74.3	7.88	27	7.1	4	1.1	61t	12/89	116.3
Bridgewater	196	133	1384	67.9	7.06	9	4.6	2	1.0	45	12/89	99.1
T. Hill	6	3	55	50.0	9.17	0	0.0	0	0.0	20	1/9	81.9
Kamara	1	1	13	100.0	13.00	0	0.0	0	0.0	13	0/0	118.8
Saints	581	418	4431	71.9	7.63	36	6.2	6	1.0	61t	25/187	110.2
Opponents	603	371	4201	61.5	6.97	27	4.5	13	2.2	75t	51/333	88.3





# SAINTS STATISTICS

## 2021

### RECORD: 9-8

### FINISH: 2ND-NFC SOUTH

Date	W/L	Score	Opponent	Attendance	SCORING	TD	Ru	Pa	Rt	PAT	FG	S	TP	RECEIVING	No.	Yds	Avg	Long	TD
09/12	W	36-3	Green Bay	35,242	Maheh	0	0	0	0	10/12	16/18	0	58	Griffin	4	39	9.8	14	1
09/19	L	7-26	at Carolina	70,675	Kamara	9	4	5	0	0	0	0	54	Prentice	3	16	5.3	10	0
09/26	W	28-13	at New England	65,878	Callaway	6	0	6	0	0	0	0	36	Washington	2	12	6.0	6	0
10/3	L	21-27 OT	N.Y. Giants	69,170	Hill	5	5	0	0	0	0	0	30	Wolf	2	8	4.0	4	0
10/10	W	33-22	at Washington	50,137	B. Johnson	0	0	0	0	5/8	8/8	0	29	White	1	38	38.0	38	0
10/25	W	13-10	at Seattle	68,563	Ju. Johnson	4	0	4	0	0	0	0	24	Ozigo	1	7	7.0	7	0
10/31	W	36-27	Tampa Bay	69,170	Harris	3	0	3	0	0	0	0	18	E. Winston	1	5	5.0	5	0
11/7	L	25-27	Atlanta	69,170	Smith	3	0	3	0	0	0	0	18	Armah	1	1	1.0	11	1
11/14	L	21-23	at Tennessee	69,414	Rosas	0	0	0	0	13/13	1/4	0	16	Saints	293	3437	11.7	721	29
11/21	L	29-40	at Philadelphia	69,796	Humphrey	2	0	2	0	0	0	0	12	Opponents	369	4131	11.2	841	20
11/25	L	6-31	Buffalo	69,170	Trautman	2	0	2	0	0	0	0	12						
12/12	L	17-27	Dallas	69,170	Armah	1	0	1	0	0	0	0	6	INTERCEPTIONS	NO.	YDS	AVG	LONG	TD
12/12	W	30-9	at N.Y. Jets	69,123	Hogan	1	0	1	0	0	0	0	6	P. Williams	3	86	28.7	46L	1
12/19	W	3-0	at Tampa Bay	65,744	Ingram	1	0	1	0	0	0	0	6	Adebo	3	50	16.7	33	0
12/27	L	9-20	Miami	69,170	Jenkins	1	0	1	0	0	0	0	6	Gardner-Johnson	3	45	15.0	26	0
1/2	W	18-10	Carolina	69,170	Siemian	1	1	0	0	0	0	0	6	Lattimore	3	35	11.7	20	0
1/9	W	30-20	at Atlanta	68,336	Stills	1	0	1	0	0	0	0	6	M. Williams	2	56	28.0	53	0
					Vannett	1	0	1	0	0	0	0	6	M. Jenkins	1	34	34.0	34L	1
					P. Williams	1	0	1	0	0	0	0	6	Roach	1	5	5.0	5	0
					Winston	1	0	1	0	0	0	0	6	Roby	1	2	2.0	2	0
					Parkey	0	0	0	0	3/5	0/0	0	3	Alexander	1	0	0.0	0	0
					Saints	42	12	29	2	31/38	25/30	0	364	Opponents	18	313	17.4	53	2
					Opponents	35	12	20	3	30/31	31/38	0	335	Opponents	13	196	15.1	51t	3

#### TEAM STATISTICS

Total First Downs 307

Rushing 113

Passing 165

Penalty 29

3rd Down: Made/Att 78/220

3rd Down Pct. 35.5

4th Down: Made/Att 11/21

4th Down Pct. 52.4

POSSESSION AVG. 30:28

TOTAL NET YARDS 5177

Avg. Per Game 304.5

Total Plays 1051

Avg. Per Play 4.9

NET YARDS RUSHING 1991

Avg. Per Game 117.1

Total Rushes 510

NET YARDS PASSING 3821

Avg. Per Game 187.4

Sacked/Yards Lost 37/251

Gross Yards 3437

Att./Completions 504/293

Completion Pct. 58.1

Had Intercepted 13

PUNTS/AVERAGE 83/47.7

NET PUNTING AVG. 83/42.0

PENALTIES/YARDS 98/811

FUMBLES/BALL LOST 14/5

TOUCHDOWNS 43

Rushing 12

Passing 29

Returns 2

SCORE BY PERIODS

Saints 40

Opponents 77

#### OPPONENTS

OPP P. Williams

Winston 1

Parkey 0

Saints 42

Opponents 35

2-Pt. Conversions: Saints: 0/5, Opponents: 1/3

Jordan 12.5, Davenport 9, Kpassagnon 4, Alexander 3.5, Davis 3, Granderson 3, Gardner-Johnson 2, Onyemata 2, P. Williams 2, Ellis 1, Heath 1,

Jenkins 1, Roby 1, Turner 1

Saints: 46.0, Opponents: 37.0

#### FUM/LOST:

Siemian 3/1, Harris 2/1, Hill 2/0, Winston 2/1, Alexander 1/0, Griffin 1/0, Ingram 1/1, Smith 1/0, Trautman

1/1 Saints: 14/5

#### RUSHING

Kamara 240

Hill 70

Ingram 68

J. Winston 32

Jones 54

Siemian 15

Montgomery 15

Harris 5

Armah 5

Siemian 9

Washington 4

Book 3

Prentice 3

Ozigo 1

Stills 1

Maheh 1

Callaway 4

Harris 3

Smith 3

Trautman 27

Ingram 20

Montgomery 16

Humphrey 13

Ju. Johnson 13

Vannett 9

Stills 6

Jones 5

Hill 4

Hogan 4

#### NO.

304

84

185

29

78/220

35.5

11/21

52.4

30:28

5177

304.5

1051

4.9

1991

117.1

510

3821

187.4

37/251

3437

504/293

58.1

13

83/47.7

83/42.0

98/811

14/5

43

12

29

2

Q1 Q2 Q3 Q4 OT PTS

Saints 40 116 46 162 0 364

Opponents 77 85 81 86 6 335

#### RECEIVING

Kamara 47

Callaway 46

Harris 36

Smith 32

Trautman 27

Ingram 20

Montgomery 16

Humphrey 13

Ju. Johnson 13

Vannett 9

Stills 6

Jones 5

Hill 4

Hogan 4

#### YDS

304

84

185

29

78/220

35.5

11/21

52.4

30:28

5177

304.5

1051

4.9

1991

117.1

510

3821

187.4

37/251

3437

504/293

58.1

13

83/47.7

83/42.0

98/811

14/5

43

12

29

2

Q1 Q2 Q3 Q4 OT PTS

Saints 40 116 46 162 0 364

Opponents 77 85 81 86 6 335

#### AVG

304

84

185

29

78/220

35.5

11/21

52.4

30:28

5177

304.5

1051

4.9

1991

117.1

510

3821

187.4

37/251

3437

504/293

58.1

13

83/47.7

83/42.0

98/811

14/5

# POSTSEASON GAME SUMMARIES



HISTORY

## MINNESOTA VIKINGS 44      SAINTS 10

### NFC Wild Card Playoff (Jan. 3, 1988) - Louisiana Superdome (68,127)

The Vikings spoiled the Saints' playoff debut by racing out to a 21-point lead at halftime and never looking back in a NFC Wild Card Playoff game at the Superdome. New Orleans struck first when QB **Bobby Hebert** found WR **Eric Martin** for a ten-yard TD pass early in the first quarter, but the Vikings answered with 24 consecutive points. The Saints scored their final points on a 40-yard FG by K **Morten Andersen** late in the first half. A "Hail Mary" TD pass from QB **Wade Wilson** to WR **Hassan Jones** as the second quarter ended pushed the Vikings lead to 31-10. The Saints were held without a rushing first down in the contest while only moving the chains nine times. Minnesota controlled the ball for over 41 minutes, posting 28 first downs and rushing for 210 yards in the victory.

Minnesota Vikings		10	21	3	10	44
New Orleans Saints		7	3	0	0	10
Team	Q	Time	Play Description (Extra Point) (Drive Info)			V-H
NO	1	13:37	Martin 10 pass from Hebert (Andersen kick) (2-11, 0:44)			0-7
MIN	1	8:01	Nelson 42 FG (4-2, 2:05)			3-7
MIN	1	3:07	Carter 84 punt return (Nelson kick)			10-7
MIN	2	11:41	Jordan 5 pass from Wilson (Nelson kick) (10-65, 4:21)			17-7
MIN	2	6:10	Carter 10 pass from Rice (Nelson kick) (7-54, 3:08)			24-7
NO	2	3:06	Andersen 40 FG (8-40, 3:04)			24-10
MIN	2	0:00	Jones 44 pass from Wilson (Nelson kick) (3-35, 0:35)			31-10
MIN	3	1:15	Nelson 32 FG (11-68, 3:10)			34-10
MIN	4	7:14	Nelson 19 FG (13-54, 8:27)			37-10
MIN	4	1:46	Dozier 8 run (Nelson kick) (10-60, 4:20)			44-10

	MIN	NO
Total First Downs	28	9
Total Net Yards	417	149
Rushes-Yards	50-210	14-53
Net Yards Passing	207	96
Passing (A-C-I)	30-17-0	31-11-4
Sacked-Yards	6-42	2-8
Punts-Average	3-32	6-44.2
Fumbles-Lost	4-2	0-0
Penalties-Yards Lost	6-64	3-2
Time of Possession	41:18	18:42

#### RUSHING

MIN: D. Nelson 17-73; Anderson 7-49; Dozier 8-45, 1 TD; Fenney 7-20; Rice 4-10; Kramer 2-5; W. Wilson 2-5; Gannon 3-3  
NO: Hilliard 8-39; Mayes 3-11; Hebert 2-2; Jordan 1-1

#### PASSING

MIN: Wilson 20-11-0, 189 yards, 2 TDs; Kramer 9-5-0, 50 yards; Rice 1-1-0, 10 yards, 1 TD  
NO: Hebert 19-9-2, 84 yards, 1 TD; Wilson 12-2-2, 20 yards

#### RECEIVING

MIN: Carter 6-79, 1 TD; D. Nelson 2-56; Lewis 2-27; Jordan 2-17, 1 TD; Rice 2-17; Jones 1-44, 1 TD; Gustafson 1-12; Anderson 1-(-3)  
NO: Brenner 2-33; Hill 2-15; Hilliard 2-15; Pattison 2-18; Tice 2-13; Martin 1-10, 1 TD

## CHICAGO BEARS 16      SAINTS 6

### NFC Wild Card Playoff (Jan. 6, 1991) - Soldier Field (60,767)

In a clash between two of the NFL's top defenses, the Bears jumped ahead 10-0 and held off the Saints in a NFC Wild Card Playoff game at Soldier Field. The Bears went up 3-0 on a K **Kevin Butler** 33-yard FG after an interception. Chicago surged ahead by 10 points when QB **Mike Tomczak** connected with TE **James Thornton** on an 18-yard scoring pass. K **Morten Andersen** got the Saints on the scoreboard with a 47-yard FG with 1:38 remaining in the half. An offside call on New Orleans nullified a 61-yard return of a blocked Bears FG attempt in the third quarter. Chicago took advantage on the reprieve, driving to set up a 22-yard field goal to give the Bears a 13-3 advantage midway through the third quarter. The teams traded FGs in the final quarter, with Andersen drilling a 38-yard kick and Butler connecting from 21 yards out to produce the winning margin. Chicago RB **Neal Anderson** rushed 27 times for 102 yards and hauled in four passes for 42 yards as the Bears rolled up 365 total yards to the Saints' 193 yards of offense.

New Orleans Saints		0	3	0	3	6
Chicago Bears		3	7	3	3	16
Team	Q	Time	Play Description (Extra Point) (Drive Info)			V-H
CHI	1	10:06	Butler 19 FG (6-32, 3:22)			0-3
CHI	2	13:08	Thornton 18 pass from Tomczak (Butler kick) (6-62, 4:07)			0-10
NO	2	1:38	Andersen 47 FG (6-18, 2:09)			3-10
CHI	3	7:29	Butler 22 FG (16-60, 8:31)			3-13
NO	4	5:52	Andersen 38 FG (14-59, 4:39)			6-13
CHI	4	2:47	Butler 21 FG (9-76, 3:05)			6-16

	NO	CHI
Total First Downs	11	18
Total Net Yards	193	365
Rushes-Yards	18-65	43-189
Net Yards Passing	128	176
Passing (A-C-I)	34-11-3	26-13-0
Sacked-Yards Lost	2-25	2-12
Punts-Average	3-30	2-27.5
Fumbles-Lost	1-0	2-1
Penalties-Yards Lost	2-10	7-57
Time of Possession	22:25	37:35

#### RUSHING

NO: Fenerty 8-29; Fourcade 2-13; Hilliard 4-13; Heyward 4-10  
CHI: Anderson 27-102; Muster 12-71; Green 2-8; Tomczak 2-8

#### PASSING

NO: Walsh 16-6-1, 74 yards; Fourcade 18-5-2, 79 yards  
CHI: Tomczak 25-12-0, 166 yards, 1 TD; Anderson 1-1-0, 22 yards

#### RECEIVING

NO: Fenerty 4-22; Martin 2-47; Scales 1-31; Tice 1-19; Brenner 1-17; Perriman 1-11; Turner 1-6  
CHI: Anderson 4-42; Thornton 2-43, 1 TD; Gentry 2-41; Morris 2-28; Muster 2-21; Davis 1-13

# POSTSEASON GAME SUMMARIES

## ATLANTA FALCONS 27 SAINTS 20

### NFC Wild Card Playoff (Dec. 28, 1991) - Louisiana Superdome (68,794)

Atlanta posted 10 unanswered points in the last 7:43 of the final quarter – including a 61-yard TD grab by WR **Michael Haynes** – to defeat the Saints, 27-20, in a Wild Card clash between division rivals. A TD pass from QB **Bobby Hebert** to WR **Floyd Turner** gave New Orleans a 7-0 advantage and K **Morten Andersen** increased the lead with a 45-yard FG. The Falcons got on the board when QB **Chris Miller** found WR **Andre Rison** for a 24-yard TD pass in the second quarter. K **Norm Johnson's** 44-yard FG with 0:37 left in the first half tied the score, but the Saints responded with a 35-yard FG by Andersen for a 13-10 advantage at halftime. Atlanta surged ahead with a TD early in the third quarter, but the Saints came back with RB **Dalton Hilliard's** one-yard TD plunge. A 36-yard FG by Johnson tied it up, and Haynes' long TD with 2:41 left provided the winning margin. Hebert was intercepted with 1:10 left at the Atlanta 35.

Atlanta Falcons		0	10	7	10	27
New Orleans Saints		7	6	0	7	20
<b>Team</b>	<b>Q</b>	<b>Time</b>	<b>Play Description (Extra Point) (Drive Info)</b>			<b>V-H</b>
NO	1	8:57	Turner 26 pass from Hebert (Andersen kick) (11-78, 6:03)			0-7
NO	2	11:37	Andersen 45 FG (6-24, 3:19)			0-10
ATL	2	5:28	Rison 24 pass from Miller (Johnson kick) (11-80, 6:11)			7-10
ATL	2	0:37	Johnson 44 FG (10-37, 2:13)			10-10
NO	2	0:00	Andersen 35 FG (4-41, 0:37)			10-13
ATL	3	9:59	Haynes 20 pass from Miller (Johnson kick) (9-84, 5:01)			17-13
NO	4	14:10	Hilliard 1 run (Andersen kick) (19-80, 10:49)			17-20
ATL	4	7:43	Johnson 36 FG (11-45, 6:27)			20-20
ATL	4	2:41	Haynes 61 pass from Miller (Johnson kick) (5-80, 1:53)			27-20

Total First Downs	ATL	NO
Total Net Yards	334	330
Rushes-Yards	22-79	22-65
Net Yards Passing	255	265
Passing (A-C-I)	30-18-1	44-26-2
Sacked-Yards	5-36	1-8
Punts-Average	1-42	3-54
Fumbles-Lost	3-1	2-1
Penalties-Yards Lost	6-48	5-49
Time of Possession	26:52	33:08

<b>RUSHING</b>		<b>PASSING</b>		<b>RECEIVING</b>	
ATL: Rozier 7-35; Pegram 11-26; Miller 4-18		ATL: Miller 30-18-1, 291 yards, 3 TDs		ATL: Haynes 6-144, 2 TDs; Pritchard 5-63; Rison 4-56, 1 TD; Thomas 1-19;	
NO: McAfee 14-49; Hebert 1-9; Hilliard 4-5, 1 TD; Jordan 3-2		NO: Hebert 44-26-2, 273 yards, 1 TD		Pegram 1-5; Dixon 1-4	
				NO: Martin 7-83; Turner 5-75, 1 TD; Early 5-41; Hilliard 5-33; Carroll 2-23; Tice 1-13; Jordan 1-5	

## PHILADELPHIA EAGLES 36 SAINTS 20

### NFC Wild Card Playoff (Jan. 3, 1993) - Louisiana Superdome (68,893)

The Philadelphia Eagles rallied from a 20-7 deficit to defeat the Saints, 36-20, in an NFC Wild Card Playoff game at the Superdome. The Saints took a 7-0 lead in the first quarter when **Craig Heyward** scored on a one-yard run. The Eagles tied the game on a 57-yard TD pass but the Saints got a 17-7 halftime lead on a **Bobby Hebert** scoring pass and a 35-yard FG by K **Morten Andersen**. Andersen drilled another FG in the third quarter, but Philadelphia pulled to 20-10 on a **Roger Ruzek** 40-yard FG. The Eagles grabbed a 24-20 lead with TDs on their first two possessions of the fourth quarter and Hebert was sacked for a safety by DE **Reggie White**. Ruzek booted a 39-yard FG and CB **Eric Allen** returned an INT for another score in the final minutes.

Philadelphia Eagles		7	0	3	26	36
New Orleans Saints		7	10	3	0	20
<b>Team</b>	<b>Q</b>	<b>Time</b>	<b>Play Description (Extra Point) (Drive Info)</b>			<b>V-H</b>
NO	1	9:20	Heyward 1 run (Andersen kick) (8-73, 5:40)			0-7
PHI	1	3:22	Barnett 57 pass from Cunningham (Ruzek kick) (4-80, 2:15)			7-7
NO	2	8:18	Andersen 35 FG (13-71, 7:07)			7-10
NO	2	4:14	Early 7 pass from Hebert (Andersen kick) (4-53, 2:25)			7-17
NO	3	6:28	Andersen 42 FG (5-44, 3:25)			7-20
PHI	3	1:01	Ruzek 40 FG (9-39, 4:05)			10-20
PHI	4	10:37	Barnett 35 pass from Cunningham (Ruzek kick) (9-64, 4:08)			17-20
PHI	4	6:48	Sherman 6 run (Ruzek kick) (5-26, 3:27)			24-20
PHI	4	5:36	Hebert sacked by White for a safety			26-20
PHI	4	2:36	Ruzek 39 FG (7-40, 3:00)			29-20
PHI	4	2:17	Allen 18 interception return (Ruzek kick)			36-20

Total First Downs	PHI	NO
Total Net Yards	19	20
Rushes-Yards	349	360
Rushes-Yards	28-136	20-76
Net Yards Passing	213	284
Passing (A-C-I)	35-19-0	39-23-3
Sacked-Yards	1-6	1-7
Punts-Average	5-51.2	3-45.3
Fumbles-Lost	1-1	1-1
Penalties-Yards Lost	4-37	4-35
Time of Possession	31:25	28:35

<b>RUSHING</b>		<b>PASSING</b>		<b>RECEIVING</b>	
PHI: Sherman 21-105, 1 TD; Cunningham 2-19; Walker 5-12		PHI: Cunningham 35-19-0, 219 yards, 2 TDs		PHI: Byars 6-37; Barnett 4-102, 2 TDs; Williams 4-36; Sherman 3-29; Green 1-14; Walker 1-1	
NO: Dunbar 4-28; Heyward 10-23, 1 TD; Hebert 3-18; Hilliard 3-7		NO: Hebert 39-23-3, 291 yards, 1 TD		NO: Early 7-93, 1 TD; Martin 5-64; Dunbar 4-49; Heyward 3-45; Brenner 2-24; Hilliard 1-10; Small 1-6	

# POSTSEASON GAME SUMMARIES



## SAINTS 31 ST. LOUIS RAMS 28

### NFC Wild Card Playoff (Dec. 30, 2000) - Louisiana Superdome (64,900)

The Saints earned the first playoff win in franchise history by jumping ahead to an early commanding lead by scoring 31 unanswered points and weathering a late Rams rally at the Superdome. After a Rams TD in the first quarter, the Saints scored on five of their next nine possessions. QB **Aaron Brooks** found WR **Robert Wilson** for a 12-yard TD pass and K **Doug Brien** hit a 33-yard FG for a 10-7 lead. Brooks then connected with WR **Willie Jackson** on TD passes of 10, 49 and 16 yards for a 31-7 lead with 11:57 left. The Rams mounted a comeback as QB **Kurt Warner** threw two TD passes and ran for another TD to pull St. Louis within three points. The Saints were forced to punt with 1:51 remaining, but the return was muffed by WR **Az-Zahir Hakim**. FB **Brian Milne** recovered the loose ball to seal the win. Jackson tied an NFL Playoff record with three TD catches as part of a six-catch, 142-yard day.

St. Louis Rams		7	0	0	21	28
New Orleans Saints		0	10	7	14	31
Team	Q	Time	Play Description (Extra Point) (Drive Info)			V-H
STL	1	5:58	Bruce 17 pass from Warner (Wilkins kick) (11-68, 6:55)			7-0
NO	2	14:56	Wilson 12 pass from Brooks (Brien kick) (11-70, 6:02)			7-7
NO	2	1:30	Brien 33 FG (4-5, 0:51)			7-10
NO	3	8:40	Jackson 10 pass from Brooks (Brien kick) (7-45, 3:23)			7-17
NO	4	13:22	Jackson 49 pass from Brooks (Brien kick) (5-74, 2:55)			7-24
NO	4	11:57	Jackson 16 pass from Brooks (Brien kick) (1-16, 0:05)			7-31
STL	4	9:36	Proehl 17 pass from Warner (run failed) (4-80, 2:21)			13-31
STL	4	3:52	Faulk 25 pass from Warner (Wilkins kick) (3-62, 0:48)			20-31
STL	4	2:36	Warner 5 run (Faulk pass from Warner) (5-47, 1:07)			28-31

	STL	NO
Total First Downs	17	17
Total Net Yards	384	301
Rushes-Yards	16-34	32-50
Net Yards Passing	350	251
Passing (A-C-I)	40-24-3	29-16-1
Sacked-Yards	2-7	6-12
Punts-Average	5-43.0	6-41.0
Fumbles-Lost	3-2	4-1
Penalties-Yards Lost	9-60	5-40
Time of Possession	28:29	31:31

RUSHING		PASSING		RECEIVING	
STL: Faulk 14-24; Warner 1-5, 1 TD; Watson 1-5		STL: Warner 40-24-3, 365 yards, 3 TDs		STL: Bruce 7-127, 1 TD; Proehl 3-46, 1 TD; Williams 3-25; Hakim 2-42; Holt 2-26	
NO: Brooks 10-26; Allen 16-21; Morton 2-5; Moore 3-1; Jackson 1(-3)		NO: Brooks 29-16-1, 266 yards, 4 TDs		NO: Jackson 6-142, 3 TDs; Wilson 3-41, 1 TD; Reed 3-27; Morton 2-34; A. Glover 1-16; Allen 1-6	

## MINNESOTA VIKINGS 34 SAINTS 16

### NFC Divisional Playoff (Jan. 6, 2001) - Metrodome (63,881)

The Vikings raced out to a 21-point lead on the way to a 34-16 victory in the NFC Divisional Playoff game at the Metrodome. Minnesota QB **Daunte Culpepper** found WR **Randy Moss** for a 53-yard TD pass on the Vikings' opening series. The Saints pulled to 7-3, but Vikings K **Gary Anderson** hit a 24-yard FG and Culpepper connected with WR **Cris Carter** for a 17-yard TD to give Minnesota a 17-3 lead at halftime. The Vikings opened the second half with a 68-yard TD pass from Culpepper to Moss. The Saints added a TD pass from QB **Aaron Brooks** to TE **Dave Stachelski** to pull to 24-10, but the Vikings' **Anderson** hit a 44-yard FG and RB **Robert Smith** scored on a two-yard run for a 34-10 margin. New Orleans scored the game's final points as Brooks found WR **Willie Jackson** for a 48-yard TD pass with 2:19 left. Saints RB **Chad Morton** caught a then-NFL postseason record-tying 13 passes for 106 yards and Jackson added nine grabs for 125 yards.

New Orleans Saints		3	0	7	6	16
Minnesota Vikings		10	7	10	7	34
Team	Q	Time	Play Description (Extra Point) (Drive Info)			V-H
MIN	1	11:57	Moss 53 pass from Culpepper (Anderson kick) (3-64, 1:20)			0-7
NO	1	7:46	Brien 33 FG (10-65, 4:11)			3-7
MIN	1	1:36	Anderson 24 FG (12-67, 6:10)			3-10
MIN	2	1:29	Carter 17 pass from Culpepper (Anderson kick) (7-73, 3:40)			3-17
MIN	3	13:33	Moss 68 pass from Culpepper (Anderson kick) (3-77, 1:27)			3-24
NO	3	9:33	Stachelski 2 pass from Brooks (Brien kick) (8-83, 4:00)			10-24
MIN	3	4:31	Anderson 44 FG (10-50, 5:02)			10-27
MIN	4	10:46	Smith 2 run (Anderson kick) (8-29, 4:32)			10-34
NO	4	2:19	Jackson 48 pass from Brooks (pass failed) (3-66, 0:58)			16-34

	NO	MIN
Total First Downs	19	18
Total Net Yards	355	429
Rushes-Yards	17-69	32-127
Net Yards Passing	286	302
Passing (A-C-I)	48-30-2	31-17-0
Sacked-Yards	2-9	0-0
Punts-Average	5-39.0	5-45.0
Fumbles-Lost	0-0	1-0
Penalties-Yards Lost	7-40	5-60
Time of Possession	27:49	32:11

RUSHING		PASSING		RECEIVING	
NO: Brooks 5-29; Morton 5-25; Williams 6-14; Allen 1-1		NO: Brooks 48-30-2, 295 yards, 2 TDs		NO: Morton 13-106; Jackson 9-125, 1 TD; Reed 2-29; Poole 2-12; Wilson 1-14; A. Glover 1-5; Stachelski 1-2, 1 TD	
MIN: Smith 25-74, 1 TD; Culpepper 4-51; Morrow 3-2		MIN: Culpepper 31-17-0, 302 yards, 3 TDs		MIN: Carter 8-120, 1 TD; Moss 2-121, 2 TDs; Smith 2-25; Kleinsasser 2-18; Walters 1-7; Jordan 1-6; McWilliams 1-5	





# POSTSEASON GAME SUMMARIES

## SAINTS 27 PHILADELPHIA EAGLES 24

### NFC Divisional Playoff (Jan. 13, 2007) - Louisiana Superdome (70,001)

RB **Deuce McAllister** set a team playoff record with 143 rushing yards, leading the Saints to a come-from-behind victory over Philadelphia in the NFC Divisional Playoffs. McAllister, making his first NFL postseason appearance, rushed for one touchdown and caught another. New Orleans took the early lead after a pair of field goals, but Philadelphia struck on a 75-yard touchdown pass in the second quarter. The Saints responded with a lengthy drive capped by a four-yard TD burst by RB **Reggie Bush**, but the Eagles took a lead into halftime after an 80-yard touchdown drive. Philadelphia RB **Brian Westbrook** shook loose for a 65-yard touchdown run to open the second half, giving the Eagles a 21-13 advantage. But McAllister put the Saints ahead by capping the next two drives with a five-yard scoring run and an 11-yard touchdown reception. Philadelphia added a field goal in the final quarter, but the Saints forced a punt on the Eagles' final possession, and the offense picked up a key first down to run out the clock and preserve the victory.

Philadelphia Eagles		0	14	7	3	24
New Orleans Saints		3	10	14	0	27
Team	Q Time	Play Description (Extra Point) (Drive Info)				V-H
NO	1 9:24	Carney 33 FG (5-35, 2:05)				0-3
NO	2 14:46	Carney 23 FG (6-59, 1:33)				0-6
PHI	2 13:38	Stallworth 75 pass from Garcia (Akers kick) (3-76, 1:08)				7-6
NO	2 5:19	Bush 4 run (Carney kick) (14-78, 8:19)				7-13
PHI	2 0:50	Westbrook 1 run (Akers kick) (11-80, 4:29)				14-13
PHI	3 13:25	Westbrook 62 run (Akers kick) (3-80, 1:35)				21-13
NO	3 9:36	McAllister 5 run (Carney kick) (7-63, 3:49)				21-20
NO	3 1:05	McAllister 11 pass from Brees (Carney kick) (9-84, 6:21)				21-27
PHI	4 11:08	Akers 24 FG (9-64, 4:57)				24-27

	PHI	NO
Total First Downs	14	27
Total Net Yards	365	435
Rushes-Yards	20-123	37-208
Net Yards Passing	232	227
Passing (A-C-I)	30-15-0	32-20-0
Sacked-Yards	1-8	3-16
Punts-Average	6-38.5	3-40.3
Fumbles-Lost	1-0	2-1
Penalties-Yards Lost	6-39	3-35
Time of Possession	24:36	35:24

#### RUSHING

PHI: Westbrook 13-116, 2 TDs; Garcia 4-9; Buchhalter 3(-2)

NO: McAllister 21-143, 1 TD; Bush 12-52, 1 TD; Weatherford 1-15; Brees 3(-2)

#### PASSING

PHI: Garcia 30-15-0, 240 yards, 1 TD

NO: Brees 32-20-0, 243 yards, 1 TD

#### RECEIVING

PHI: Stallworth 3-100, 1 TD; Brown 3-76; Westbrook 3-5; Smith 2-23; Baskett 1-25; Buchhalter 1-8; Schobel 1-5; Tapeh 1(-2); Colston 5-55; Miller 4-64; McAllister 4-20, 1 TD; Bush 3-22; Henderson 1-35; Campbell 1-23; Owens 1-21; Copper 1-3

## CHICAGO BEARS 39 SAINTS 14

### NFC Conference Championship (Jan. 21, 2007) - Soldier Field (61,817)

In the club's first appearance in the NFC Championship Game, after trailing 16-0 the Saints sliced the Bears' lead to two points and were behind by only four early in the fourth quarter, but four turnovers proved too difficult to overcome. A fumble led to Chicago's first field goal late in the first quarter, and another fumble on the ensuing kickoff added another three-pointer for the Bears a few minutes later. Chicago would drive for a field goal in the second quarter to go ahead 9-0 and march for a TD on its next drive to take a 16-0 lead. The Saints would get on the scoreboard when WR **Marques Colston** hauled in a 13-yard touchdown with 51 seconds remaining in the first half. Chicago's lead shrunk to 16-14 when RB **Reggie Bush** scored on an 88-yard TD early in the second half. But QB **Drew Brees** was flagged for intentional grounding in the end zone for a safety later in the third quarter, and the Bears wore down the Saints in the fourth quarter following a pair of New Orleans turnovers and after the Saints failed to convert on two fourth-down attempts.

New Orleans Saints		0	7	7	0	14
Chicago Bears		3	13	2	21	39
Team	Q Time	Play Description (Extra Point) (Drive Info)				V-H
CHI	1 0:41	Gould 19 FG (11-35, 4:44)				0-3
CHI	2 13:40	Gould 43 FG (4-5, 1:53)				0-6
CHI	2 8:52	Gould 24 FG (8-43, 3:25)				0-9
CHI	2 1:56	Jones 2 run (Gould kick) (8-69, 3:55)				0-16
NO	2 0:46	Colston 13 pass from Brees (Carney kick) (8-73, 1:10)				7-16
NO	3 12:20	Bush 88 pass from Brees (Carney kick) (2-93, 0:53)				14-16
CHI	3 5:27	Penalty on Brees enforced in end zone for a Safety				14-18
CHI	4 14:23	Berrian 33 pass from Grossman (Gould kick) (5-85, 2:24)				14-25
CHI	4 11:37	Benson 12 run (Gould kick) (4-26, 2:04)				14-32
CHI	4 4:19	Jones 15 run (Gould kick) (5-30, 3:02)				14-39

	NO	CHI
Total First Downs	15	18
Total Net Yards	375	340
Rushes-Yards	12-56	46-196
Net Yards Passing	319	144
Passing (A-C-I)	49-27-1	26-11-0
Sacked-Yards	3-35	0-0
Punts-Average	5-38.8	7-47.4
Fumbles-Lost	4-3	1-0
Penalties-Yards Lost	7-47	1-5
Time of Possession	24:45	35:15

#### RUSHING

NO: Bush 4-19; McAllister 6-18; Karney 1-11; Brees 1-8

CHI: Jones 19-123, 2 TDs; Benson 24-60, 1 TD; Davis 1-16, Grossman 2(-3)

#### PASSING

NO: Brees 49-27-1, 354 yards, 2 TDs

CHI: Grossman 26-11-0, 144 yards, 1 TD

#### RECEIVING

NO: Bush 7-132, 1 TD; Colston 5-63, 1 TD; Miller 4-31; Copper 3-29; McAllister 3-27; Henderson 2-57; Campbell 2-6; Karney 1-9  
CHI: Berrian 5-85, 1 TD; McKie 3-6; Clark 1-30; Muhammad 1-20; Gilmore 1-3

# POSTSEASON GAME SUMMARIES



## SAINTS 45 ARIZONA CARDINALS 14

### NFC Divisional Playoff (Jan. 16, 2010) - Louisiana Superdome (70,149)

The Saints punched a ticket to their second NFC Championship appearance in four years by throttling the Cardinals. New Orleans survived a 70-yard rushing score by Arizona on the first play of the game to score three straight first quarter touchdowns, including runs by RBs **Lynell Hamilton** and **Reggie Bush** and a 17-yard TD pass from QB **Drew Brees** to TE **Jeremy Shockey**. After Arizona RB **Beanie Wells** closed the score to 21-14 with a second quarter four-yard TD run, the Saints ran up 24 more unanswered points, punctuated by an 83-yard punt return for a score by Bush. After giving up the initial touchdown run, the Saints defense only allowed 31 more yards on the ground and forced two turnovers. The Saints controlled the ball for over 36 minutes and rolled up 27 first downs and 418 yards in the win.

Arizona Cardinals		7	7	0	0	14
New Orleans Saints		21	14	10	0	45
Team	Q	Time	Play Description (Extra Point) (Drive Info)			V-H
ARZ	1	14:41	Hightower 70 run (Rackers kick) (1-70, 0:19)			7-0
NO	1	9:17	Hamilton 1 run (Hartley kick) (10-72, 5:24)			7-7
NO	1	7:02	Shockey 17 pass from Brees (Hartley kick) (4-37, 1:58)			7-14
NO	1	2:31	Bush 46 run (Hartley kick) (5-77, 2:54)			7-21
ARZ	2	9:40	Wells 4 run (Rackers kick) (9-80, 5:07)			14-21
NO	2	6:48	Henderson 44 pass from Brees (Hartley kick) (6-83, 2:52)			14-28
NO	2	1:10	Colston 2 pass from Brees (Hartley kick) (8-27, 4:38)			14-35
NO	3	8:26	Hartley 43 FG (6-39, 2:10)			14-38
NO	3	6:42	Bush 83 punt return (Hartley kick)			14-45

	ARZ	NO
Total First Downs	15	27
Total Net Yards	359	418
Rushes-Yards	15-101	34-171
Net Yards Passing	258	247
Passing (A-C-I)	36-24-1	32-23-0
Sacked-Yards	1-8	0-0
Punts-Average	6-43.5	4-42.8
Fumbles-Lost	3-1	0-0
Penalties-Yards Lost	3-22	6-44
Time of Possession	23:33	36:27

RUSHING		PASSING		RECEIVING	
ARZ: Hightower 6-87, 1 TD; Wells 5-7, 1 TD; Stephens-Howling 2-4; Wright 1-3; Warner 1-0		ARZ: Warner 26-17-1, 205 yards; Leinart 10-7-0, 61 yards		ARZ: Doucet 8-68; Fitzgerald 6-77; Breaston 4-52; Hightower 3-27; Urban 2-34; Becht 1-8	
NO: Bush 5-84, 1 TD; P.Thomas 13-52; Hamilton 5-23, 1 TD; Bell 6-11; Meachem 1-4; D.Thomas 1-0; Brees 3(-3)		NO: Brees 32-23-0, 247 yards, 3 TDs		NO: Colston 6-83, 1 TD; Henderson 4-80, 1 TD; Bush 4-24; P.Thomas 4-18; Shockey 3-36, 1 TD; Moore 2-6	

## SAINTS 31 MINNESOTA VIKINGS 28 (OT)

### NFC Conference Championship (Jan. 24, 2010) - Louisiana Superdome (71,276)

**K Garrett Hartley** hit a 40-yard field goal straight through the uprights in overtime to give the Saints a 31-28 victory and the club's first trip to the Super Bowl. The Vikings took an early 7-0 lead on a 19-yard TD run by RB **Adrian Peterson**. The Saints tied the score when QB **Drew Brees** threw a screen to RB **Pierre Thomas**, which he took 38 yards for a TD. The Vikings took the lead back at the end of the first quarter on a five-yard scoring pass from QB **Brett Favre** to WR **Sidney Rice**. New Orleans took their first lead in the third quarter following a nine-yard TD pass from Brees to WR **Devery Henderson** and a nine-yard scoring run by Thomas. Peterson ran for two more touchdowns and CB **Tracy Porter** picked off Favre at the end of the fourth quarter to force overtime. The Saints opened up overtime with possession and scored on the drive.

Minnesota Vikings		14	0	7	7	0	28
New Orleans Saints		7	7	7	7	3	31
Team	Q	Time	Play Description (Extra Point) (Drive Info)			V-H	
MIN	1	9:35	Peterson 19 run (Longwell kick) (10-80, 5:25)			7-0	
NO	1	6:30	P. Thomas 38 pass from Brees (Hartley kick) (7-76, 3:05)			7-7	
MIN	1	2:11	Rice 5 pass from Favre (Longwell kick) (10-73, 4:19)			14-7	
NO	2	10:30	Henderson 9 pass from Brees (Hartley kick) (7-64, 2:51)			14-14	
NO	3	12:56	P. Thomas 9 run (Hartley kick) (4-37, 2:04)			14-21	
MIN	3	7:35	Peterson 1 run (Longwell kick) (9-80, 5:21)			21-21	
NO	4	12:39	Bush 5 pass from Brees (Hartley kick) (3-7, 1:31)			21-28	
MIN	4	4:58	Peterson 2 run (Longwell kick) (7-57, 2:59)			28-28	
NO	OT	10:15	Hartley 40 FG (10-39, 4:45)			28-31	

	MIN	NO
Total First Downs	31	15
Total Net Yards	475	257
Rushes-Yards	36-165	23-68
Net Yards Passing	310	189
Passing (A-C-I)	46-28-2	31-17-0
Sacked-Yards	0-0	1-8
Punts-Average	4-39.0	7-51.3
Fumbles-Lost	6-3	1-1
Penalties-Yards Lost	5-32	9-88
Time of Possession	36:49	27:56

RUSHING		PASSING		RECEIVING	
MIN: Peterson 25-122, 3 TDs; Taylor 6-28; Harvin 4-15; Favre 1-0		MIN: Favre 46-28-2, 310 yards, 1 TD		MIN: Berrian 9-102; Harvin 5-38; Shiancoe 4-83; Rice 4-43, 1 TD; Taylor 3-18; Peterson 2-14; Kleinsasser 1-12	
NO: P. Thomas 14-61, 1 TD; Bush 7-8; Brees 1-0; Hamilton 1(-1)		NO: Brees 31-17-0, 197 yards, 3 TDs		NO: Henderson 4-39, 1 TD; D. Thomas 3-32; P. Thomas 2-38, 1 TD; Bush 2-33, 1 TD; Colston 2-22; Meachem 2-19; Shockey 1-9; Moore 1-5	

# POSTSEASON GAME SUMMARIES

## SAINTS 31 INDIANAPOLIS COLTS 17

### Super Bowl XLIV (Feb. 7, 2010) - Sun Life Stadium (74,059)

Leading 24-17 and trying to stop the Colts offense, CB **Tracy Porter** intercepted a QB **Peyton Manning** pass and raced 74 yards for a touchdown that gave the Saints their first Super Bowl title. The Saints staved off two consecutive Colts drives that gave them an early 10-0 lead and responded with two long field goals by K **Garrett Hartley**. The Saints started the second half with a surprise onside kick, which was recovered by S **Chris Reis** and would lead to a 16-yard pass play on a screen from QB **Drew Brees** to RB **Pierre Thomas** to take a 13-10 lead. The Colts took the lead back midway through the third quarter on a four-yard run by RB **Joseph Addai**. New Orleans struck back with their first of 18 unanswered points when Hartley kicked his third field goal, a 47-yarder to put the Saints within one point near the end of the third quarter. The Saints took the lead for good late in the fourth quarter when Brees found TE **Jeremy Shockey** for a two-yard TD, followed by a two-point conversion on a pass play to WR **Lance Moore**.

New Orleans Saints		0	6	10	15	31
Indianapolis Colts		10	0	7	0	17
Team	Q	Time	Play Description (Extra Point) (Drive Info)			V-H
IND	1	7:29	Stover 38 FG (11-53, 5:53)			0-3
IND	1	0:36	Garcon 19 pass from Manning (Stover kick) (11-96, 4:36)			0-10
NO	2	9:34	Hartley 46 FG (11-60, 6:02)			3-10
NO	2	0:00	Hartley 44 FG (5-26, 0:35)			6-10
NO	3	11:41	P. Thomas 16 pass from Brees (Hartley kick) (6-58, 3:19)			13-10
IND	3	6:15	Addai 4 run (Stover kick) (10-76, 5:26)			13-17
NO	3	2:01	Hartley 47 FG (8-37, 4:14)			16-17
NO	4	5:42	Shockey 2 pass from Brees (Brees-Moore pass) (9-59, 4:57)			24-17
NO	4	3:12	Porter 74 interception return (Hartley kick)			31-17

	NO	IND
Total First Downs	20	23
Total Net Yards	332	432
Rushes-Yards	18-51	19-99
Net Yards Passing	281	333
Passing (A-C-I)	39-32-0	45-31-1
Sacked-Yards	1-7	0-0
Punts-Average	2-44.0	2-45.0
Fumbles-Lost	0-0	0-0
Penalties-Yards Lost	3-19	5-45
Time of Possession	30:11	29:49

#### RUSHING

NO: P. Thomas 9-30; Bush 5-25; Bell 2-4; Brees 1(-1); Henderson 1(-7)  
IND: Addai 13-77, 1 TD; Brown 4-18; Hart 2-4

#### PASSING

NO: Brees 39-32-0, 288 yards, 2 TDs  
IND: Manning 45-31-1, 333 yards, 1 TD

#### RECEIVING

NO: Colston 7-83; Henderson 7-63; P. Thomas 6-55, 1 TD; Bush 4-38; Shockey 3-13, 1 TD; Moore 2-21; Meachem 2-6; D. Thomas 1-9  
IND: Clark 7-86; Addai 7-58; Collie 6-66; Garcon 5-66, 1 TD; Wayne 5-46; Brown 1-11

## SEATTLE SEAHAWKS 41 SAINTS 36

### NFC Wild Card Playoff (Jan. 8, 2011) - Qwest Field (66,336)

Seattle rebounded from 10-0 and 17-7 first half deficits to eventually stake out a 24-20 halftime lead and defeat the Saints 41-36 to end their season. The Saints got off to a quick 10-0 start on a 26-yard field goal by K **Garrett Hartley** and a one-yard touchdown pass from QB **Drew Brees** to FB **Heath Evans**. The Seahawks would outscore the Saints 24-10 in the rest of the first half, powered by three TD passes by QB **Matt Hasselbeck**. The Saints got within four points with 9:13 left on a 21-yard field goal by Hartley, but a 67-yard touchdown run by RB **Marshawn Lynch** gave Seattle an 11-point lead with 3:22 left.

New Orleans Saints		10	10	0	16	36
Seattle Seahawks		7	17	10	7	41
Team	Q	Time	Play Description (Extra Point) (Drive Info)			V-H
NO	1	11:43	Hartley 26 FG (8-52, 3:17)			3-0
NO	1	6:21	Evans 1 pass from Brees (Hartley kick) (8-35, 4:11)			10-0
SEA	1	3:38	Carlson 11 pass from Hasselbeck (Mare kick) (6-57, 2:43)			10-7
NO	2	13:38	Jones 5 run (Hartley kick) (10-83, 5:00)			17-7
SEA	2	11:00	Carlson 7 pass from Hasselbeck (Mare kick) (5-70, 2:38)			17-14
SEA	2	7:03	Mare 29 FG (4-8, 1:47)			17-17
SEA	2	1:15	Stokley 45 pass from Hasselbeck (Mare kick) (9-76, 3:48)			17-24
NO	2	0:00	Hartley 22 FG (11-77, 1:15)			20-24
SEA	3	11:48	Williams 38 pass from Hasselbeck (Mare kick) (7-79, 3:12)			20-31
SEA	3	5:27	Mare 39 FG (9-33, 4:12)			20-34
NO	4	13:11	Jones 4 run (Hartley kick) (12-87, 4:42)			27-34
NO	4	9:13	Hartley 21 FG (8-53, 3:27)			30-34
SEA	4	3:22	Lynch 67 run (Mare kick) (2-67, 0:58)			30-41
NO	4	1:30	Henderson 6 pass from Brees (run failed) (9-70, 1:52)			36-41

	NO	SEA
Total First Downs	32	19
Total Net Yards	474	415
Rushes-Yards	22-77	24-150
Net Yards Passing	397	265
Passing (A-C-I)	60-39-0	35-22-1
Sacked-Yards	1-7	2-7
Punts-Average	4-47.8	4-38.8
Fumbles-Lost	2-1	0-0
Penalties-Yards Lost	7-39	6-39
Time of Possession	32:01	27:59

#### RUSHING

NO: Jones 15-59, 2 TDs; Bush 5-12; Brees 2-6  
SEA: Lynch 19-131, 1 TD; Forsett 4-20; Hasselbeck 1-(-1)

#### PASSING

NO: Brees 60-39-0, 404 yards, 2 TDs  
SEA: Hasselbeck 35-22-1, 272 yards, 4 TDs

#### RECEIVING

NO: Henderson 7-77, 1 TD; Jones 6-61; Bush 5-37; Colston 4-66; Moore 4-49; Thomas 4-38; Evans 4-23, 1 TD; Meachem 3-29; Shockey 2-24  
SEA: Williams 5-68, 1 TD; Obamanu 5-43; Stokley 4-73, 1 TD; Carlson 3-17, 2 TDs; Forsett 2-12; Morrish 1-39; Martin 1-15; Tate 1-5

# POSTSEASON GAME SUMMARIES



## SAINTS 45 DETROIT LIONS 28

### NFC Wild Card Playoff (Jan. 7, 2012) - Mercedes-Benz Superdome (73,038)

The Saints rebounded from a 14-10 halftime deficit and set an NFL postseason single-game record with 626 total net yards to defeat Detroit 45-28 in the NFC Wild Card playoff and advance to the divisional round. After the Lions struck first on a 10-yard TD pass from QB **Matthew Stafford** to TE **Will Heller**, the Saints evened the score on a two-yard TD run by RB **Darren Sproles**. Stafford found WR **Calvin Johnson** for a 13-yard TD midway through the second quarter, but the Saints would score 17 unanswered points through the third quarter to take the lead for good. Overall, the Saints would outscore the Lions 35-14 in the second half, powered by three TD passes by QB **Drew Brees**, Sproles' second rushing score and a one-yard rush for a TD by RB **Pierre Thomas**. Two fourth quarter interceptions by CB **Jabari Greer** stifled Stafford, Johnson and the potent Detroit offense, ending their season.

Detroit Lions		7	7	7	7	28
New Orleans Saints		0	10	14	21	45
Team	Q	Time	Play Description (Extra Point) (Drive Info)			V-H
DET	1	10:58	Heller 10 pass from Stafford (Hanson kick) (8-80, 4:02)			7-0
SF	2	14:01	Sproles 2 run (Kasay kick) (11-89, 5:19)			7-7
DET	2	9:11	Johnson 13 pass from Stafford (Hanson kick) (9-87, 4:50)			14-7
NO	2	0:00	Kasay 24 FG (14-78, 5:03)			14-10
NO	3	13:09	Henderson 41 pass from Brees (Kasay kick) (4-78, 1:51)			14-17
NO	3	4:03	Graham 3 pass from Brees (Kasay kick) (13-92, 6:27)			14-24
DET	3	1:08	Stafford 1 run (Hanson kick) (8-80, 2:55)			21-24
NO	4	9:53	Sproles 17 run (Kasay kick) (14-80, 6:15)			21-31
NO	4	7:29	Meachem 56 pass from Brees (Kasay kick) (4-61, 2:14)			21-38
DET	4	4:40	Johnson 12 pass from Stafford (Hanson kick) (9-79, 2:49)			28-38
NO	4	3:36	Thomas 1 run (Kasay kick) (4-44, 1:04)			28-45

	DET	NO
Total First Downs	22	34
Total Net Yards	412	626
Rushes-Yards	10-32	36-167
Net Yards Passing	380	459
Passing (A-C-I)	43-28-2	43-33-0
Sacked-Yards	0-0	2-7
Punts-Average	3-42.3	0-0-0
Fumbles-Lost	0-0	2-2
Penalties-Yards Lost	7-64	3-18
Time of Possession	22:24	37:36

RUSHING		PASSING		RECEIVING	
DET: Smith 6-21; Young 1-8; Burleson 1-2; Stafford 2-1, 1 TD		DET: Stafford 43-28-2, 380 yards, 3 TDs		DET: Johnson 12-211, 2 TDs; Burleson 4-5; Pettigrew 4-49; Young 4-33; Smith 2-10; Heller 1-1, 1 TD; Scheffler 1-7;	
NO: Thomas 8-66, 1 TD; Sproles 10-51, 2 TDs; Ivory 13-47; Henderson 1-4; Brees 4-(-1)		NO: Brees 43-33-0, 466 yards, 3 TDs		NO: Colston 7-120; Graham 7-55, 1 TD; P. Thomas 6-55; Meachem 4-111, 1 TD; Sproles 4-34; Henderson 2-64, 1 TD; Collins 2-20; Arrington 1-7	

## SAN FRANCISCO 49ERS 36 SAINTS 32

### NFC Divisional Playoff (Jan. 14, 2012) - Candlestick Park (69,732)

After trailing by as many as 17 points, New Orleans rebounded to take a 32-29 fourth quarter lead, but a 14-yard TD pass from QB **Alex Smith** to TE **Vernon Davis** with nine seconds left ended the Saints' season at the hands of San Francisco. The 49ers got off to a 17-0 start but a pair of QB **Drew Brees** TD passes dropped the halftime deficit to 17-14. A 49ers field goal was the only scoring of the third quarter and following a 37-yard field goal by San Francisco **K David Akers** midway through the final period, the two clubs would score two touchdowns apiece. RB **Darren Sproles** set a postseason single-game NFL receiving record with 15 grabs for 118 yards with a fourth quarter 44-yard touchdown.

New Orleans Saints		0	14	0	18	32
San Francisco 49ers		14	3	3	16	36
Team	Q	Time	Play Description (Extra Point) (Drive Info)			V-H
SF	1	2:08	V. Davis 49 pass from Alex Smith (Akers kick) (2-54, 0:46)			0-7
SF	1	0:41	Crabtree 4 pass from Alex Smith (Akers kick) (3-4, 0:15)			0-14
SF	2	14:12	Akers 25 FG (4-6, 1:23)			0-17
NO	2	9:32	Graham 14 pass from Brees (Kasay kick) (9-80, 4:40)			7-17
NO	2	4:09	Colston 25 pass from Brees (Kasay kick) (7-66, 3:04)			14-17
SF	3	10:36	Akers 41 FG (4-3, 0:59)			14-20
NO	4	13:08	Kasay 48 FG (9-37, 3:26)			17-20
SF	4	7:36	Akers 37 FG (5-45, 3:02)			17-23
NO	4	4:02	Sproles 44 pass from Brees (Kasay kick) (9-79, 3:34)			24-23
SF	4	2:11	Alex Smith 28 run (run failed) (6-80, 1:51)			24-29
NO	4	1:37	Graham 66 pass from Brees (Brees-Sproles pass) (4-88, 0:34)			32-29
SF	4	0:09	V. Davis 14 pass from Alex Smith (Akers kick) (7-85, 1:28)			32-36

	NO	SF
Total First Downs	26	17
Total Net Yards	472	407
Rushes-Yards	14-37	22-143
Net Yards Passing	435	264
Passing (A-C-I)	63-40-2	42-24-0
Sacked-Yards	3-27	4-35
Punts-Average	5-45.4	8-49.5
Fumbles-Lost	3-3	3-1
Penalties-Yards Lost	0-0	3-33
Time of Possession	31:20	28:40

RUSHING		PASSING		RECEIVING	
NO: Ivory 9-23; Thomas 1-6; Brees 1-5; Sproles 3-3		NO: Brees 63-40-2, 462 yards, 4 TDs		NO: Sproles 15-118, 1 TD; Colston 9-136, 1 TD; Graham 5-103, 1 TD; Henderson 4-49; Meachem 3-19; Arrington 1-14; Higgins 1-10; Collins 1-8, Thomas 1-4	
SF: Gore 13-89; Alex Smith 1-28, 1 TD; Hunter 6-23; Ginn, 1-3; Dixon 1-0		SF: Alex Smith 42-24-0, 299 yards, 3 TDs		SF: V. Davis 7-180, 2 TDs; Gore 7-38; Crabtree 4-25, 1 TD; K. Williams 2-12; Miller 1-16; Hunter 1-13; Ginn 1-11; Peelle 1-4	



# POSTSEASON GAME SUMMARIES

## SAINTS 26 PHILADELPHIA EAGLES 24

### NFC Wild Card Playoff (Jan. 4, 2014) - Lincoln Financial Field (69,144)

The Saints walked away with the franchise's first postseason road victory following a 32-yard field goal by K **Shayne Graham** as time expired at Lincoln Financial Field. The Saints took a 3-0 lead in the second quarter when Graham drilled a 36-yard kick. The Eagles took the lead on a 10-yard TD pass but the Saints got within one at the end of the half with a 46-yard Graham kick. In the third quarter, the Saints took a 20-7 lead on a QB **Drew Brees** 24-yard scoring pass to WR **Lance Moore** and a four-yard TD run by RB **Mark Ingram II**. Philadelphia pulled to 20-17 on a one-yard TD run by RB **LeSean McCoy** and a K **Alex Henery** 31-yard FG. The Eagles grabbed a 24-23 lead with a three-yard TD pass from QB **Nick Foles** to TE **Zach Ertz**. Brees led the Saints on a 10-play, 34-yard drive for the game-winning field goal.

Team	Q	Time	Play Description (Extra Point) (Drive Info)	V-H
New Orleans Saints			0 6 14 6 26	
Philadelphia Eagles			0 7 7 10 24	
NO	2	8:37	S. Graham 36 FG (11-43, 5:45)	3-0
PHI	2	1:48	Cooper 10 pass from Foles (Henry kick) (6-44, 2:24)	3-7
NO	2	0:00	S. Graham 46 FG (8-47, 1:48)	6-7
NO	3	10:08	Moore 24 pass from Brees (S. Graham kick) (6-53, 3:34)	13-7
NO	3	3:54	Ingram 4 run (S. Graham kick) (8-66, 4:52)	20-7
PHI	3	0:32	McCoy 1 run (Henry kick) (7-65, 3:22)	20-14
PHI	4	11:14	Henery 31 FG (7-28, 2:59)	20-17
NO	4	8:04	S. Graham 35 FG (7-58, 3:10)	23-17
PHI	4	4:54	Ertz 3 pass from Foles (Henry kick) (8-77, 3:10)	23-24
NO	4	0:00	S. Graham 32 FG (10-34, 4:54)	26-24

	NO	PHI
Total First Downs	26	17
Total Net Yards	434	256
Rushes-Yards	36-185	22-80
Net Yards Passing	249	176
Passing (A-C-I)	30-20-2	33-23-0
Sacked-Yards	2-1	2-19
Punts-Average	3-35.0	5-48.8
Fumbles-Lost	0-0	0-0
Penalties-Yards Lost	7-85	4-38
Time of Possession	34:53	25:07

#### RUSHING

NO: Ingram 18-97, 1 TD; Robinson 8-45; Sproles 4-29; Brees 1-13; Stills 1-1  
PHI: McCoy 21-77, 1 TD

#### PASSING

NO: Brees 30-20-2, 250 yards, 1 TD  
PHI: Foles 33-23-0, 195 yards, 2 TDs

#### RECEIVING

NO: Sproles 4-31; J. Graham 3-44; Stills 3-35; Ingram 3-17; Moore 2-31, 1 TD; Colston 2-16; Meachem 1-40; Watson 1-27; Hill 1-9  
PHI: Cooper 6-68, 1 TD; Avant 5-21; McCoy 4-15; Jackson 3-53; Ertz 3-22, 1 TD; Celek 2-16

## SEATTLE SEAHAWKS 23 SAINTS 15

### NFC Divisional Playoff (Jan. 11, 2014) - CenturyLink Field (63,388)

Held scoreless until a fourth quarter rally, New Orleans was unable to overcome a 16-0 halftime deficit to the Seahawks, who put an end to their playoff run. After New Orleans was forced into a three-and-out on the game's opening drive, Seattle took advantage of a 16-yard punt by P **Thomas Morstead** in windy conditions to set up a 38-yard field goal by K **Steve Hauschka**. Hauschka drilled another FG in the first quarter and Seattle increased their lead to 16-0 in the second quarter on a 15-yard TD run by RB **Marshawn Lynch** and a 26-yard FG. Following a scoreless third quarter, the Saints trimmed the deficit to 16-8 at the start of the fourth quarter on a one-yard TD run by RB **Khiry Robinson** followed by a two-point conversion by RB **Mark Ingram**. Late in the fourth quarter, a missed field goal attempt by New Orleans gave Seattle favorable field position and Lynch ran in a 31-yard TD. QB **Drew Brees** connected on a nine-yard TD with WR **Marques Colston** with 26 seconds left, but time ran out on the rally after the Saints recovered the onside kick.

Team	Q	Time	Play Description (Extra Point) (Drive Info)	V-H
New Orleans Saints			0 0 0 15 15	
Seattle Seahawks			6 10 0 7 23	
SEA	1	10:19	Hauschka 38 FG (6-20, 3:20)	0-3
SEA	1	0:37	Hauschka 49 FG (9-34, 4:26)	0-6
SEA	2	14:17	Lynch 15 run (Hauschka kick) (2-24, 0:34)	0-13
SEA	2	1:18	Hauschka 26 FG (12-63, 4:44)	0-16
NO	4	13:11	Robinson 1 run (Ingram run) (9-74, 4:27)	8-16
SEA	4	2:40	Lynch 31 run (Hauschka kick) (4-62, 1:11)	8-23
NO	4	0:26	Colston 9 pass from Brees (S. Graham kick) (9-80, 2:14)	15-23

	NO	SEA
Total First Downs	25	13
Total Net Yards	404	277
Rushes-Yards	26-108	35-174
Net Yards Passing	296	103
Passing (A-C-I)	43-24-0	18-9-0
Sacked-Yards	1-8	3-0
Punts-Average	4-38.8	6-36.7
Fumbles-Lost	2-1	0-0
Penalties-Yards Lost	8-69	6-52
Time of Possession	30:30	29:30

#### RUSHING

NO: Robinson 13-57, 1 TD; Ingram 10-49; Sproles 3-2  
SEA: Lynch 28-140, 2 TDs; Wilson 3-16; Turbin 3-9; Harvin 1-9

#### PASSING

NO: Brees 43-24-0, 304 yards, 1 TD  
SEA: Wilson 18-9-0, 103 yards

#### RECEIVING

NO: Colston 11-139, 1 TD; Sproles 5-32; Meachem 2-69; Moore 2-20; Hill 1-23; Robinson 1-13; J. Graham 1-8; Watson 1-0  
SEA: Harvin 3-21; Baldwin 2-30; Kearse 1-25; Tate 1-13; Miller 1-11; Lynch 1-3

# POSTSEASON GAME SUMMARIES



## SAINTS 31 CAROLINA PANTHERS 26

### NFC Wild Card Playoff (Jan. 7, 2018) - Mercedes-Benz Superdome (73,186)

In the team's first playoff game in New Orleans since the 2011 season, the Saints jumped out to a 21-6 second quarter lead before holding on for the 31-26 Wild Card victory. After both teams failed to score on their first two possessions, QB **Drew Brees** completed an 80-yard TD pass to WR **Ted Ginn Jr.** In between two Panthers field goals, the Saints extended the lead to 21-6 on a nine-yard TD pass to TE **Josh Hill** and a one-yard TD run by FB **Zach Line**, but the Panthers got within 12 at the end of the half with a 58-yard K **Graham Gano** field goal. In the third quarter, the clubs traded field goals. Carolina pulled to 24-19 on a 14-yard TD pass from QB **Cam Newton** to TE **Greg Olsen**. But Brees led the Saints on a five-play, 62-yard drive with a two-yard TD run by RB **Alvin Kamara**. Behind 31-26, Panthers S **Mike Adams** picked off Brees with 1:51 left, but a sack by S **Vonn Bell** on fourth and 23 sealed the win.

Carolina Panthers		0	9	3	14	26
New Orleans Saints		7	14	3	7	31
Team	Q Time	Play Description (Extra Point) (Drive Info)				V-H
NO	1 1:46	Ginn 80 pass from Brees (Lutz kick) (2-80, 0:18)				0-7
CAR	2 14:12	Gano 27 FG (6-66, 2:34)				3-7
NO	2 9:04	J. Hill 9 pass from Brees (Lutz kick) (9-75, 5:08)				3-14
CAR	2 2:47	Gano 39 FG (12-54, 6:17)				6-14
NO	2 0:43	Line 1 run (Lutz kick) (8-75, 2:04)				6-21
CAR	2 0:00	Gano 58 FG (5-35, 0:43)				9-21
CAR	3 10:58	Gano 29 FG (9-64, 4:02)				12-21
NO	3 6:05	Lutz 57 FG (10-36, 4:53)				12-24
CAR	4 12:47	Olsen 14 pass from Newton (Gano kick) (8-68, 3:45)				19-24
NO	4 5:08	Kamara 2 run (Lutz kick) (5-62, 3:02)				19-31
CAR	4 4:09	McCaffrey 56 pass from Newton (Gano kick) (3-75, 0:59)				26-31

	CAR	NO
Total First Downs	24	21
Total Net Yards	413	410
Rushes-Yards	26-107	22-41
Net Yards Passing	306	369
Passing (A-C-I)	41-24-0	33-23-1
Sacked-Yards	4-43	1-7
Punts-Average	3-48.3	4-45.8
Fumbles-Lost	1-0	1-0
Penalties-Yards Lost	2-18	7-96
Time of Possession	33:49	26:11

RUSHING		PASSING		RECEIVING	
CAR: Stewart 11-51; Newton 8-37; McCaffrey 6-16; Whittaker 1-3		CAR: Newton 40-24-0, 349 yards, 2 TDs; Anderson 1-0-0, 0 yards		CAR: Olsen 8-107, 1 TD; McCaffrey 6-101, 1 TD; Funchess 4-79; Clay 3-32; Bersin 2-27; Dickson 1-3;	
NO: Kamara 10-23, 1 TD; Ingram 9-22; Line 1-1, 1 TD; Brees 1-(-1); Lewis 1-(-4)		NO: Brees 33-23-1, 376 yards, 2 TDs		NO: Thomas 8-131; Ginn 4-115, 1 TD; Coleman 4-44; J. Hill 3-49, 1 TD; Ingram 1-13; Kamara 1-10; Snead 1-7; Line 1-7	

## MINNESOTA VIKINGS 29 SAINTS 24

### NFC Divisional Playoff (Jan. 14, 2018) - U.S. Bank Stadium (66,612)

The Saints' resurgent season ended at U.S. Bank Stadium, as Vikings WR **Stefon Diggs** scored on a 61-yard reception from QB **Case Keenum** as time expired. The play ended an inspired effort by New Orleans who rebounded from a 17-0 halftime deficit to take a 24-23 lead on a 43-yard field goal by K **Wil Lutz**. Minnesota increased their lead to 17-0 in the second quarter on a one-yard rushing TD by RB **Latavius Murray**. The Saints charged back on two touchdown receptions by WR **Michael Thomas**. A 49-yard field goal by Vikings K **Kai Forbath** was answered by a 14-yard touchdown pass from QB **Drew Brees** to RB **Alvin Kamara** to give New Orleans a 21-20 lead with 3:01 left. The clubs traded field goals, but the late catch-and-run extinguished New Orleans' hopes.

New Orleans Saints		0	0	7	17	24
Minnesota Vikings		10	7	0	7	29
Team	Q Time	Play Description (Extra Point) (Drive Info)				V-H
MIN	1 9:45	McKinnon 14 run (Forbath kick) (8-55, 4:15)				0-7
MIN	1 4:42	Forbath 20 FG (7-79, 2:27)				0-10
MIN	2 9:58	Murray 1 run (Forbath kick) (12-58, 6:08)				0-17
NO	3 1:18	Thomas 14 pass from Brees (Lutz kick) (12-80, 6:40)				7-17
NO	4 13:09	Thomas 3 pass from Brees (Lutz kick) (6-30, 3:00)				14-17
NO	4 10:12	Forbath 49 FG (7-44, 2:57)				14-20
NO	4 3:01	Kamara 14 pass from Brees (Lutz kick) (4-40, 2:20)				21-20
MIN	4 1:29	Forbath 53 FG (9-40, 1:32)				21-23
NO	4 0:25	Lutz 43 FG (11-50, 1:04)				24-23
MIN	4 0:00	Diggs 61 pass from Keenum (run failed) (4-75, 0:25)				24-29

	NO	MIN
Total First Downs	23	24
Total Net Yards	358	403
Rushes-Yards	24-80	29-95
Net Yards Passing	278	308
Passing (A-C-I)	41-25-2	40-25-1
Sacked-Yards	2-16	2-10
Punts-Average	4-48.0	4-31.8
Fumbles-Lost	1-0	0-0
Penalties-Yards Lost	7-97	4-30
Time of Possession	26:43	33:17

RUSHING		PASSING		RECEIVING	
NO: Kamara 11-43; Ingram 10-25; Ginn 1-11; Brees 2-1		NO: Brees 40-25-2, 294 yards, 3 TDs; Snead 1-0-0, 0 yards		NO: Ginn 8-72; Thomas 7-85, 2 TDs; Kamara 4-62, 1 TD; J. Hill 3-54; Snead 2-18; Ingram 1-3	
MIN: Murray 19-50, 1 TD; McKinnon 8-34, 1 TD; Ham 1-7; Keenum 1-4		MIN: Keenum 40-25-1, 318 yards, 1 TD		MIN: Diggs 6-137, 1 TD; Thielen 6-74; Rudolph 5-28; Wright 3-56; McKinnon 3-6; Murray 2-17	

# POSTSEASON GAME SUMMARIES

## SAINTS 20 PHILADELPHIA EAGLES 14

### NFC Divisional Playoff (Jan. 13, 2019) - Mercedes-Benz Superdome (73,027)

Facing a defending Super Bowl champion in the postseason for the first time since 2000, the Saints knocked off the early rust of a 14-0 first quarter deficit to score 20 unanswered points for the remaining scoring in the contest. On the first play from scrimmage, a long pass attempt by QB **Drew Brees** intended for WR **Ted Ginn Jr.** was intercepted by Eagles CB **Cre'Veon LeBlanc**. Philadelphia QB **Nick Foles** then engineered a seven-play, 76-yard drive that ended with a 37-yard TD pass to WR **Jordan Matthews**. Philadelphia and New Orleans then traded touchdowns and K **Wil Lutz** drilled a 45-yard field goal with six seconds left in the first half to put the Saints within four points. In the third quarter, New Orleans pulled to a 17-14 lead on a two-yard TD pass from Brees to WR **Michael Thomas** on an 18-play, 92-yard drive. Behind 20-14, Foles brought the Eagles close to scoring territory late in the fourth quarter, but CB **Marshon Lattimore's** second interception sealed the win.

Philadelphia Eagles	14	0	0	0	14
New Orleans Saints	0	10	7	3	20
<b>Team</b>	<b>Q</b>	<b>Time</b>	<b>Play Description (Extra Point) (Drive Info)</b>		<b>V-H</b>
PHI	1	10:41	Matthews 37 pass from Brees (Elliott kick) (10-75, 5:14)		7-0
PHI	1	4:37	Foles 1 run (Elliott kick) (10-75, 5:14)		14-0
NO	2	7:23	Kirkwood 2 pass from Brees (Lutz kick) (12-79, 6:12)		14-7
NO	2	0:06	Lutz 45 FG (7-67, 1:12)		14-10
NO	3	1:40	Thomas 2 pass from Brees (Lutz kick) (18-92, 11:29)		14-17
NO	4	10:28	Lutz 39 FG (8-62, 3:31)		14-20

	PHI	NO
Total First Downs	15	25
Total Net Yards	250	420
Rushes-Yards	16-49	31-137
Net Yards Passing	201	283
Passing(A-C)	31-182	33-281
Sacked-Yards	0-0	2-18
Punts-Average	5-48.2	3-44.7
Fumbles-Lost	0-0	2-0
Penalties-Yards Lost	4-30	11-84
Time of Possession	22:10	37:50

#### RUSHING

PHI: Smallwood 10-33; Agholor 1-12; Sproles 3-4; Foles 2-0, 1 TD  
NO: Kamara 16-71; Ingram 9-53; T. Hill 2-8; Smith 1-5; Washington 3-0

#### PASSING

PHI: Foles 31-18-2, 201 yards, 1 TD  
NO: Brees 38-28-1, 301 yards, 2 TDs

#### RECEIVING

PHI: Jeffery 5-63; Ertz 5-50; Sproles 3-21; Tate 2-18; Matthews 1-37, 1 TD; Agholor 1-6, Smallwood 1-6;  
NO: Thomas 12-171, 1 TD; Kamara 4-35; Ginn 3-44; J. Hill 3-7; Ingram 2-9; Kirkwood 2-8, 1 TD; Smith 1-15; Watson 1-12

## LOS ANGELES RAMS 26 SAINTS 23 (OT)

### NFC Conference Championship (Jan. 20, 2019) - Mercedes-Benz Superdome (73,028)

The Saints' season ended in overtime, as Rams K **Greg Zuerlein** booted a 57-yard field goal. The Saints led most of the game, including a 13-0 second quarter lead, but New Orleans was only able to come away with field goals on their first two red zone trips, including one spurred by a **Demario Davis** interception. The Rams inched back to a three-point deficit late in the second quarter on a 36-yard field goal and a six-yard rushing TD by RB **Todd Gurley**. The Saints charged back on a two-yard TD reception by QB **Taysom Hill** midway through the third quarter and a 20-10 lead. This was answered by a one-yard TD connection from Rams QB **Jared Goff** to TE **Tyler Higbee** and a 24-yard Rams field goal to tie. After a controversial play with no penalty assessed, New Orleans settled for a field goal with 1:41 on the clock, where the Rams tied the score to send the contest to overtime.

Los Angeles Rams	0	10	7	6	3	26
New Orleans Saints	13	0	7	3	0	23
<b>Team</b>	<b>Q</b>	<b>Time</b>	<b>Play Description (Extra Point) (Drive Info)</b>		<b>V-H</b>	
NO	1	10:04	Lutz 37 FG (11-56, 4:56)		0-3	
NO	1	7:06	Lutz 29 FG (4-6, 1:29)		0-6	
NO	1	1:35	Griffin 5 pass from Brees (Lutz kick) (8-68, 3:51)		0-13	
LAR	2	9:45	Zuerlein 36 FG (7-81, 1:29)		3-13	
LAR	2	0:23	Gurley 6 run (Zuerlein kick) (10-75, 5:18)		10-13	
NO	3	8:34	T. Hill 2 pass from Brees (Lutz kick) (12-71, 5:31)		10-20	
LAR	3	3:06	Higbee 1 pass from Goff (Zuerlein kick) (10-75, 5:28)		17-20	
LAR	4	5:03	Zuerlein 24 FG (9-85, 5:52)		20-20	
NO	4	1:41	Lutz 31 FG (9-57, 3:22)		20-23	
LAR	4	0:15	Zuerlein 48 FG (9-45, 1:26)		23-23	
LAR	OT	11:43	Zuerlein 57 FG (5-15, 2:12)		26-23	

	LAR	NO
Total First Downs	19	19
Total Net Yards	378	290
Rushes-Yards	26-77	21-48
Net Yards Passing	301	242
Passing(A-C)	41-261	41-261
Sacked-Yards	1-8	2-7
Punts-Average	4-45.8	4-42.8
Fumbles-Lost	1-0	2-0
Penalties-Yards Lost	7-64	3-20
Time of Possession	32:36	30:41

#### RUSHING

LAR: Anderson 16-44; Reynolds 1-16; Gurley 4-10, 1 TD; Goff 3-10; Woods 2-(-3)  
NO: Ingram 9-31; Kamara 8-15; Line 1-4; T. Hill 1-0; Brees 2-(-2)

#### PASSING

LAR: Goff 40-25-1, 297 yards, 1 TD; Hekker 1-1-0, 12 yards  
NO: Brees 40-26-1, 249 yards, 2 TDs; T. Hill 1-0-0, 0 yards

#### RECEIVING

LAR: Cooks 7-107; Woods 6-33; Reynolds 4-74; Higbee 4-25, 1 TD; Everett 2-50; Shields 1-12; Anderson 1-5; Gurley 1-3  
NO: Kamara 11-96; Thomas 4-36; Ginn 3-58; Griffin 2-12; J. Hill 1-24; Smith 1-10; Carr 1-5; T. Hill 1-2, 1 TD

# POSTSEASON GAME SUMMARIES



## MINNESOTA VIKINGS 26 SAINTS 20 (OT)

### NFC Wild Card Playoff (Jan. 5, 2020) - Mercedes-Benz Superdome (73,038)

In a game that came down to the final play, the Saints fell short to the Minnesota Vikings, 26-20 in overtime. On the third play from scrimmage, CB **Janoris Jenkins** forced a fumble recovered by S **Vonn Bell** to set up a 29-yard K **Wil Lutz** field goal. Later in the first quarter, Vikings K **Dan Bailey** booted a 43-yard FG. However on New Orleans' second drive of the second quarter, QB **Taysom Hill** completed a pass to WR **Deonte Harris** for a 50-yard gain, setting up a four-yard rushing TD by RB **Alvin Kamara**. Vikings RB **Dalvin Cook** put the Vikings up 20-10 with rushing TDs in the second and third quarter, but Hill caught a 20-yard TD from QB **Drew Brees** early in the fourth quarter and Lutz drilled a 49-yard field goal near the end of regulation. But Minnesota took the playoff win in overtime on a four-yard TD connection between QB **Kirk Cousins** and TE **Kyle Rudolph**.

Minnesota Vikings		3	10	7	0	6	26
New Orleans Saints		3	7	0	10	0	20
<b>Team</b>	<b>Q</b>	<b>Time</b>	<b>Play Description (Extra Point) (Drive Info)</b>				<b>V-H</b>
NO	1	9:52	Lutz 29 FG (8-26, 4:18)				0-3
MIN	1	4:05	Bailey 43 FG (11-50, 5:47)				3-3
NO	2	9:18	Kamara 4 run (Lutz kick) (4-70, 2:12)				3-10
MIN	2	2:54	Bailey 21 FG (13-72, 6:24)				6-10
MIN	2	0:23	Cook 5 run (Bailey kick) (7-45, 1:40)				13-10
MIN	3	3:23	Cook 1 run (Bailey kick) (8-64, 3:37)				20-10
NO	4	10:31	T. Hill 20 pass from Brees (Lutz kick) (8-85, 4:22)				20-17
NO	4	0:02	Lutz 49 FG (7-39, 1:53)				20-20
MIN	OT	10:40	Rudolph 4 pass from Cousins (9-75, 4:20)				26-20

	MIN	NO
Total First Downs	22	19
Total Net Yards	362	324
Rushes-Yards	40-136	17-97
Net Yards Passing	226	227
Passing (A-C-I)	31-190	34-271
Sacked-Yards	3-16	3-31
Punts-Average	6-49.7	5-45.8
Fumbles-Lost	1-1	1-1
Penalties-Yards Lost	4-26	6-52
Time of Possession	36:56	27:24

#### RUSHING

MIN: Cook 28-94, 2 TDs; Mattison 5-20; Abdullah 1-9; Diggs 2-8; Thielen 1-3; Ham 1-3; Cousins 2-(-1)  
NO: T. Hill 4-50; Kamara 7-21, 1 TD; Murray 5-21; Brees 1-5

#### PASSING

MIN: Cousins 31-19-0, 201 yards, 1 TD  
NO: Brees 33-26-1, 208 yards, 1 TD

#### RECEIVING

MIN: Thielen 7-129; Rudolph 4-31, 1 TD; Cook 3-36; Diggs 2-19; Johnson 2-17; Mattison 1-10  
NO: Kamara 8-34; Thomas 7-70; Cook 5-54; T. Hill 2-25, 1 TD; J. Hill 2-3; Harris 1-50; Ginn 1-18; Murray 1-4

## SAINTS 21 CHICAGO BEARS 9

### NFC Wild Card Playoff (Jan. 10, 2021) - Mercedes-Benz Superdome (3,000)

**Drew Brees** threw a pair of touchdown passes to WR **Michael Thomas** and RB **Latavious Murray** and the Saints defense held the Bears to only nine points and 239 total net yards, the lowest opponent totals in the team's playoff history. The Saints led 7-3 entering the third quarter, when after forcing a punt and consumed 7:29, while driving to the Bears eight-yard line. After Murray rushed for two yards, Brees then found the running back on a six-yard touchdown to give New Orleans a 14-3 lead. After forcing a three-and-out, Brees engineered a 15-play, 64-yard drive that took 8:51 and ended with a three-yard rushing TD by RB **Alvin Kamara**. The Saints then forced another three-and-out and drove to the one-yard line on the next drive, where a fourth-and-one Brees drive did not reach the end zone with 2:19 left in the fourth quarter. Although Bears QB **Mitchell Trubisky** connected on an 19-yard touchdown to TE **Jimmy Graham** as time expired, the gritty effort would be enough for New Orleans to advance to the divisional round.

Chicago Bears		0	3	0	6	9	
New Orleans Saints		7	0	7	7	21	
<b>Team</b>	<b>Q</b>	<b>Time</b>	<b>Play Description (Extra Point) (Drive Info)</b>				<b>V-H</b>
NO	1	5:09	Thomas 11 pass from Brees (Lutz kick) (8-55, 4:17)				0-7
CHI	2	8:06	Santos 36 FG (6-6, 3:24)				3-7
NO	3	4:08	Murray 6 pass from Brees (Lutz kick) (12-85, 7:29)				3-14
NO	4	8:50	Kamara 3 run (Lutz kick) (15-64, 8:51)				3-21
CHI	4	0:00	Graham 19 pass from Trubisky (11-99, 2:19)				9-21

	CHI	NO
Total First Downs	11	27
Total Net Yards	239	385
Rushes-Yards	19-48	35-123
Net Yards Passing	191	262
Passing (A-C-I)	23-190	33-280
Sacked-Yards	1-8	1-3
Punts-Average	7-40.1	3-35.3
Fumbles-Lost	0-0	2-1
Penalties-Yards Lost	9-50	4-20
Time of Possession	21:02	38:58

#### RUSHING

CHI: Montgomery 12-31; Trubisky 3-10; Carter 1-3; Miller 1-2; Patterson 1-2; Nall 1-0  
NO: Kamara 24-99, 1 TD; T. Hill 4-15; Murray 4-9; Brees 3-2; Harris 1-(-2)

#### PASSING

CHI: Trubisky 29-19-0, 199 yards, 1 TD  
NO: Brees 39-28-0, 265 yards, 2 TDs

#### RECEIVING

CHI: Robinson 6-55; Carter 3-17; Kmet 3-16; Ridley 2-36; Graham 2-25, 1 TD; Miller 1-22; Wims 1-28  
NO: Harris 7-83; Thomas 5-73, 1 TD; Cook 4-40; Kamara 2-17; Burton 2-15; Murray 2-11, 1 TD; T. Hill 2-5; Sanders 2-3; Humphrey 1-14; Trautman 1-4



# POSTSEASON GAME SUMMARIES

## TAMPA BAY BUCCANEERS 30 SAINTS 20

### NFC Divisional Playoff (Jan. 17, 2021) - Mercedes-Benz Superdome (3,750)

The Tampa Bay Buccaneers used big plays on defense to advance to the NFC Championship game with a 30-20 victory at the New Orleans Saints. With 4:30 left in the third quarter, Buccaneers S **Antoine Winfield Jr.** stripped the ball from Saints TE **Jared Cook** and it was recovered by LB **Devin White** at the New Orleans 40-yard line. Five plays later, Buccaneers RB **Leonard Fournette** tied the score 20-20 on a six-yard touchdown pass from Tampa Bay QB **Tom Brady**. The Buccaneers then took control of the game forcing a New Orleans punt and Tampa Bay K **Ryan Succop** booting a 36-yard field goal for a 23-20 lead. On the next series, White picked off Brees at the New Orleans 48-yard line and returned it 28 yards to the Saints 20. Brady then capped off a four-play, 20-yard drive that ended with a one-yard rushing touchdown to put Tampa Bay up 30-20 with 4:57 remaining.

Team	Q	Time	Play Description (Extra Point) (Drive Info)	V-H
Tampa Bay Buccaneers			0 13 7 10	30
New Orleans Saints			6 7 7 0	20
<b>NO</b>	1	11:30	Lutz 23 FG (6-16, 1:48)	0-3
<b>NO</b>	1	4:39	Lutz 42 FG (12-46, 5:07)	0-6
<b>TB</b>	2	12:57	Succop 26 FG (15-67, 6:42)	3-6
<b>TB</b>	2	11:16	Evans 3 pass from Brady (Succop kick) (1-3, 0:04)	10-6
<b>NO</b>	2	8:08	Smith 56 pass from Winston (Lutz kick) (6-75, 3:08)	10-13
<b>TB</b>	2	0:00	Succop 37 FG (13-63, 2:28)	13-13
<b>NO</b>	3	9:43	Smith 16 pass from Brees (Lutz kick) (10-75, 5:17)	13-20
<b>TB</b>	3	2:22	Fournette 6 pass from Brady (Succop kick) (5-40, 2:08)	20-20
<b>TB</b>	4	9:52	Succop 36 FG (11-61, 5:52)	23-20
<b>TB</b>	4	4:57	Brady 1 run (Succop kick) (4-20, 2:11)	30-20

	TB	NO
Total First Downs	20	20
Total Net Yards	316	294
Rushes-Yards	35-127	25-104
Net Yards Passing	189	190
Passing(A-C)	33-180	35-203
Sacked-Yards	1-10	0-0
Punts-Average	4-45.8	2-47.0
Fumbles-Lost	1-0	1-1
Penalties-Yards Lost	7-62	5-34
Time of Possession	31:31	28:29

#### RUSHING

**TB:** Fournette 17-63; Jones 13-62; Brady 5-2, 1 TD

**NO:** Kamara 18-85; Montgomery 4-14; Brees 2-3; Washington 1-2

#### PASSING

**TB:** Brady 33-18-0, 199 yards, 2 TDs

**NO:** Brees 34-19-3, 134 yards, 1 TD; Winston 1-1-0, 56 yards, 1 TD

#### RECEIVING

**TB:** Fournette 5-44, 1 TD; Brate 4-50; Godwin 4-34; Miller 1-29; Johnson 1-15; Gronkowski 1-14; Brown 1-10, Evans 1-3, 1 TD.

**NO:** Sanders 6-48; Cook 5-28; Smith 3-85, 2 TDs; Kamara 3-20; Montgomery 1-13; Harris 1-(-1); J. Hill 1-(-3)

# ALL-TIME ROSTER

## COACHES

Abramowicz, Danny — Xavier (Ohio).....	1997-99	Hostler, Jim — Indiana (Pa.).....	2001-02
Alexander, Hubbard — Tennessee State.....	2000-03	Hughes, Ed — Tulsa.....	1978-80
Allen, Dennis — Texas A&M.....	2006-10, 15-	Ingalls, Bret — Wichita State.....	2009-15
Amadeo, Lynn — Louisiana State.....	1973	Jackson, Harold — Jackson State.....	1997-99
April, Bobby — Nicholls State.....	1996-99	Jackson, Rickey — Pittsburgh.....	1998-99
Arians, Bruce — Virginia Tech.....	1996	James, Ned — New Mexico State.....	1998-99
Atkins, Dave — Texas El-Paso.....	1996, 2000-04	Johnson, Bill — Northwestern (La.) State.....	2009-16
Bailey, Adam — Louisville.....	2005-09	Johnson, Curtis — Idaho.....	2006-11, 16-21
Baker, Joe — Princeton.....	2000-04	Jones, Travis — Georgia.....	2008-12
Banta, Bradford — Southern California.....	2017-18	Kennan, Larry — LaVerne.....	1995
Barnes, Billy Ray — Wake Forest.....	1969-70, 75	Khayat, Ed — Tulane.....	1967-70
Barone, Clancy — Sacramento State.....	2023-	Kiffin, Monte — Nebraska.....	1995
Beake, Chip — South Carolina.....	2001-05	Knott, Ty — Oregon Tech.....	2003-05
Beake, John — Trenton State.....	1976-77	Kottke, Rich — Wagner.....	1977
Beard, Ed — Tennessee.....	1978-80	Kromer, Aaron — Miami (Ohio).....	2008-12
Bicknell, Bob — Boston College.....	2022-	Kuhanich, Larry — Boston College.....	1998-99
Biles, Ed — Miami (Ohio).....	1969-70	Kwan, Stan — San Diego State.....	2013-16
Bonamego, John — Central Michigan.....	2006-07, 2011	Langsdorf, Danny — Linfield College.....	2002-04
Boudreau, Paul — Boston College.....	1987-93	Ledbetter, Bob — Mississippi Industrial.....	1974-75
Brady, Joe — William & Mary.....	2017-18	Levra, John — Pittsburg State (Kan.).....	1981-85
Brown, Greg — Texas El-Paso.....	2002-05	Lewis, Greg — Illinois.....	2015
Buchanan, Buck — Grambling State.....	1976-77	Lombardi, Joe — Air Force.....	2007-13, 16-20
Bunting, John — North Carolina.....	2000	Mainord, Carlos — McMurray J.C.....	1999
Burns, Kodi — Auburn.....	2022-	Mallory, Mike — Michigan.....	2008-12
Campbell, Dan — Texas A&M.....	2016-20	Malone, Terry — Holy Cross.....	2006-14
Campbell, Whitley — Miami (Fla.).....	1976-80	Marciano, Joe — Temple.....	1986-95
Capers, Dom — Mount Union.....	1986-91	Marcus, Evan — Ithaca.....	2000-02
Carberry, Kevin — Ohio.....	2023-	Marrone, Doug — Syracuse.....	2006-08, 2022-
Carmichael, Pete — Boston College.....	2006-	Martinez, Michael — Dordt.....	2023-
Champion, Jim — Mississippi State.....	1971-72	Matuszak, Marv — Tulsa.....	1971-73
Cignetti, Frank Jr. — Indiana (Pa.).....	2000-01	Mauck, Carl — Southern Illinois.....	1982-85
Clancy, Sam — Pittsburgh.....	2000-03	Mayeaux, Glenn — New Orleans.....	1996
Clements, Tom — Notre Dame.....	1997-99	McCarthy, Mike — Baker (Kan.).....	2000-04
Corey, Walt — Miami.....	1997-99	McGriff, Wesley — Savannah State.....	2013-15
Cummings, Bob — Vanderbilt.....	1973-75	McHan, Lamar — Arkansas.....	1974-75, 78-84
Curry, Ronald — North Carolina.....	2016-	McMahon, Greg — Eastern Illinois.....	2006-16
Curtis, Andre — VMI.....	2012-14	Meyers, Bill — Stanford.....	1999
Dalrymple, Dan — Miami (Ohio).....	2006-21	Miscagna, John — Dickinson College.....	2003
Davidson, Jeff — Ohio State.....	1996	Mitchell, Jason — Rutgers.....	2014-16
Del Rio, Jack — Southern California.....	1997-98	Moore, Sterling — Southern Methodist.....	2021-22
DeVan, Kyle — Oregon State.....	2015	Moore, Tom — Iowa.....	1997
Dickson, George — Notre Dame.....	1967-68	Mora, Jim E. — Occidental.....	1986-96
Ditka, Mike — Pittsburgh.....	1997-99	Mora, Jim L. — Washington.....	1992-96
Doyle, Declan — Iowa.....	2019-22	Morton, John — Western Michigan.....	2006, 2015-16
Ecklund, Brad — Oregon.....	1968-70	Moss, Winston — Miami (Fla.).....	2000-05
Ellard, Henry — Fresno State.....	2012-14	Myers, Chip — Northwestern Oklahoma State.....	1994
Erkenbeck, Jim — San Diego State.....	1986	Neal, Dan — Kentucky.....	1997-99
Evans, Jahri — Bloomsburg.....	2023-	Neu, Mike — Ball State.....	2014-15
Everest, Al — Southern Methodist.....	2000-05	Nicolau, Nick — Southern Connecticut.....	1980
Everest, Andy — Texas-El Paso.....	1981-85	Nielsen, Ryan — Southern California.....	2017-22
Fangio, Vic — East Stroudsburg.....	1986-94	Nolan, Dick — Maryland.....	1977-80
Faulkner, Jack — Miami (Ohio).....	1967-69	Nolan, Mike — Oregon.....	2017-19
Fears, Tom — UCLA.....	1967-70	North, John — Vanderbilt.....	1973-75
Flajole, Ken — Pacific Lutheran.....	2012	Nugent, Brendan — Catholic University of America.....	2015-21
Franklin, Chet — Utah.....	1978-79	Nunnely, Wayne — Nevada-Las Vegas.....	1995-96
Galiano, Phil — Shippensburg University.....	2019-	O'Dea, Kevin — Lock Haven.....	2016-18
Garrett, Jim — Utah State.....	1976-77	Oden, Tony — Baldwin-Wallace.....	2006-11
Garrett, Judd — Princeton.....	1997-99	Orgeron, Ed — Northwestern (La.) State.....	2008
Gibbs, Gary — Oklahoma.....	2006-08	Pagano, John — Mesa State (Colo.).....	1996-97
Giordano, Matt — California.....	2023-	Palmieri, Jerry — Montclair State.....	2003
Giunta, Peter — Northeastern.....	2016-	Palcio, Bob — Dayton.....	2000-05
Glenn, Aaron — Texas A&M.....	2016-20	Patemostro, Russell — San Diego State.....	1981-96
Glick, Fred — Colorado State.....	1980	Paul, Markus — Syracuse.....	1998-99
Grantham, Todd — Virginia Tech.....	2023-	Payton, Sean — Eastern Illinois.....	2006-21
Gristick, Adam — Eastern Illinois.....	2023-	Pease, John — Utah.....	1986-95, 2004-05
Gullickson, Rock — Moorhead (Minn.) State.....	2000-05	Petry, Kevin — Louisiana State.....	2017-
Haslett, Jim — Indiana (Pa.).....	1995-96, 2000-05	Petty, Phil — Missouri.....	2000
Hatley, Mark — Oklahoma State.....	1985	Phillips, Jim (Red) — Auburn.....	1973-75
Hayes, Tom — Iowa.....	2006-07	Phillips, O.A. (Bum) — Stephen F. Austin.....	1981-85
Hefferle, Ernie — Duquesne.....	1975	Phillips, Wade — Houston.....	1981-85
Heinrich, Don — Washington.....	1969-70	Pratt, Tom — Miami.....	1978-80
Henry, Jack — Indiana (Pa.).....	2000-05	Pyne, Jim — Virginia Tech.....	2005
Henshaw, George — West Virginia.....	2006-07	Riecke, Lou — Louisiana State.....	1980
Hewgley, Wimp — Wyoming.....	1974-75	Richard, Kris — Southern California.....	2021-22
Hill, Bob — Jackson State.....	1978-79	Richardson, Harold — Southern Methodist.....	1981-85
Hill, King — Rice.....	1981-85	Riley, Mike — Alabama.....	2002
Hobby, Marion — Clemson.....	2006-07	Rizzi, Darren — Rhode Island.....	2019-
Hodges, Michael — Texas A&M.....	2017-	Roberts, J.D. — Oklahoma.....	1967-68, 71-73
Holman, Rodney — Tulane.....	1998-99	Robertson, Marcus — Iowa State.....	2023-



HISTORY

# ALL-TIME ROSTER



Robinson, Cory — Central Connecticut.....	2020-22	Thomas, Joel — Idaho.....	2015-
Robinson, Jimmy — Georgia Tech.....	2004-05	Torrence, Leigh — Stanford.....	2016-19
Robinson, Willy — Fresno State.....	2005	Trimble, Steve — Maryland.....	1995
Roland, Johnny — Missouri.....	2005	Ungaro, Marcus — Washington State.....	2012-16
Roushar, Dan — Northern Illinois.....	2013-22	Van Zandt, Lance — Lamar.....	1981-84
Roy, Alvin — Louisiana State.....	1976-77	Venturi, Rick — Northwestern.....	1996-2005
Royer, Jim — Navy.....	1970-72	Vitt, Joe — Towson State.....	2006-16
Rutigliano, Sam — Tulsa.....	1976-77	Walters, Steve — Arkansas.....	1986-96
Ryan, Rob — Southwestern Oklahoma State.....	2013-15	Warren, Frank — Auburn.....	1995
Schonert, Turk — Stanford.....	2005	Westhoff, Mike — Wichita State.....	2017-18
Schwartz, Deuce — Union.....	2017-18	White, Dixie — Texas Tech.....	1973
Shaw, Bob — Ohio State.....	1967-68	Whitehead, Bud — Florida State.....	1971-75
Shaw, Willie — New Mexico.....	1997	Wiggin, Paul — Stanford.....	1978-79
Sheppard, Mike — California Lutheran.....	2002-05	Wilhoite, Michael — Washburn.....	2019-20
Sheridan, Carter — Florida A&M.....	2009-14	Willis, James — Auburn.....	2015-16
Shipp, Ken — Middle Tennessee State.....	1971-72	Williams, D.J. — Grambling State.....	2019-
Shively, Doug — Kentucky.....	1974-76	Williams, Gregg — Northeast Missouri State.....	2009-11
Sidwell, Steve — Colorado.....	1986-94	Withers, Everett — Appalachian State.....	1994
Skipper, Jim — Whittier.....	1986-95	Woick, Mike — Boston College.....	1997-99
Smith, Carl — Cal Poly-San Luis Obispo.....	1986-96	Wood, Dick — Auburn.....	1976-77
Smith, Jerry — Wisconsin.....	1969-70	Woods, Joe — Illinois State.....	2023-
Smith, Frank — Miami (Ohio).....	2010-14	Woodford, Mike — Arizona.....	2001
Smith, Mark — North Carolina State.....	2004	Yaralain, Zaven — Nebraska.....	1997-99
Spagnuolo, Steve — Springfield.....	2012	Young, Brian — Texas El-Paso.....	2009-
Spencer, Joe — Oklahoma State.....	1981-85	Young, John Paul — Texas-El Paso.....	1981-85
Stanfel, Dick — San Francisco.....	1976-80, 97-98	Yowarsky, Walt — Kentucky.....	1967-68
Strief, Zach — Northwestern.....	2021-22	Zapalac, Willie — Texas A&M.....	1981-85
Stram, Hank — Purdue.....	1976-77	Zook, Ron — Miami (Ohio).....	2000-01
Tate, Charlie — Florida.....	1971		

## PLAYERS

Players who have spent at least one regular season or postseason game on the active roster.

<b>A</b>		<b>B</b>		
42	Abdul-Quddus, Isa (S) — Fordham.....	81	Atkins, Doug (DE) — Tennessee.....	1967-69
46	Abramowicz, Danny (WR) — Xavier (Ohio).....	28	Atkins, Gene (S) — Florida A&M.....	1987-93
53	Absher, Dick (LB) — Maryland.....	47	Austin, Cliff (RB) — Clemson.....	1983
69	Ackerman, Tom (C/G) — Eastern Washington.....	92	Ayodele, Remi (DT) — Oklahoma.....	2008-10
50	Adams, Michael (DB) — Arkansas State.....			
52	Adams, Montravius (DT) — Auburn.....			
61	Adams, Sam (G) — Prairie View A&M.....	78	Backes, Tom (G) — Oklahoma.....	1993
64	Adams, Scott (G) — Georgia.....	29	Bademosi, Johnson (CB) — Stanford.....	2019
27	Adams, Vashone (S) — Eastern Michigan.....	27	Baker, Edwin (RB) — Michigan State.....	2014
24	Adkins, Margene (WR) — Wichita State.....	80	Baker, Kavaan (WR) — South Alabama.....	2021
29	Adebo, Paulson (CB) — Stanford.....	86	Baker, Melvin (WR) — Michigan.....	1975
50,54	Aleaga, Ink (LB) — Washington.....	38	Baker, Tony (RB) — Iowa State.....	1968-71
5, 58	Alexander, Kwon — Louisiana State.....	36	Ball, Marcus (S) — Memphis.....	2014
69	Alexander, P.J. (T) — Syracuse.....	37, 31	Banjo, Chris (S) — Southern Methodist.....	2016-18
30	Alexander, Vincent (FB) — Southern Mississippi.....	80	Banks, Gordon (WR) — Stanford.....	1980-81
65	Alleman, Andy (G) — Akron.....	24	Barclay, Chris (RB) — Wake Forest.....	2007
21	Allen, Eric (CB) — Arizona State.....	36	Barnes, Darian (FB) — Hampton.....	2008
66	Allen, Jack (OL) — Michigan State.....	51	Barnes, Derrick (LB) — Virginia.....	2016
50	Allen, James (LB) — Oregon State.....	69	Barnes, Khalif (OL) — Washington.....	2016
99	Allen, Kendrick (DT) — Louisiana State.....	60	Barnes, Tavaris (DE) — Clemson.....	2015
88	Allen, RaShaun (TE) — Southern.....	10,6	Barnhardt, Tommy (P) — North Carolina.....	1987,89-94,99
20	Allen, Terry (RB) — Clemson.....	80	Barnwell, Malcolm (WR) — Virginia Union.....	1985
54	Alonso, Kiko (LB) — Oregon.....	37	Barrington, Sam (LB) — South Florida.....	2016
86	Alphin, Gerald (WR) — Kansas State.....	92	Barrington, Tom (RB) — Ohio State.....	1967-70
43,33	Ambrose, Ashley (CB) — Mississippi Valley State.....	88	Bass, Don (TE) — Houston.....	1982
40	Amaya, Jonathon (S) — Nevada.....	24	Bates, Mario (RB) — Arizona State.....	1994-97
7	Andersen, Morten (K) — Michigan State.....	63	Baumgartner, Steve (DE) — Purdue.....	1973-77
71	Anderson, Dick (T) — Ohio State.....	53	Baun, Zack (LB) — Wisconsin.....	2020-
77	Anderson, Gary (G) — Stanford.....	85	Beasley, John (TE) — California.....	1973-74
42	Anderson, James (LB) — Virginia Tech.....	19,89	Bech, Brett (WR) — Louisiana State.....	1996-99
81	Anderson, Jesse (TE) — Mississippi State.....	67	Becton, Nick (T) — Virginia Tech.....	2014
68	Andrews, Josh (G/C) — Oregon State.....	34	Bell, Carlos (TE) — Houston.....	1971
96	Andrus, Sheldon (DT) — Nicholls State.....	48, 24	Bell, Jaique (RB) — Wayne State.....	2011
50, 58	Anthony, Stephone (LB) — Clemson.....	40,21	Bell, Mike (RB) — Arizona.....	2008-09
22	Anthony, Tyrone (RB) — North Carolina.....	20	Bell, Vonn (S) — Ohio State.....	2016-19
47	Anzalone, Alex (LB) — Florida.....	20	Bellamy, Jay (S) — Rutgers.....	2001-07
25	Apple, Eli (CB) — Ohio State.....	40	Bender, Wes (FB) — Southern California.....	1997
40	Armah, Alex (FB) — West Georgia.....	65	Benench, Caleb (GT) — UCLA.....	2021
60	Archibald, Ben (T) — Brigham Young.....	31	Benjamin, Eno (RB) — Arizona State.....	2022
72	Armstead, Terron (T) — Arkansas-Pine Bluff.....	7	Benjamin, Guy (QB) — Stanford.....	1980
50	Armstrong, Ray-Ray (LB) — Miami (Fla.).....	63	Bennett, Barry (DE) — Concordia (Minn.).....	1978-81
85	Arnold, Dan (TE) — Wisconsin-Platteville.....	91	Bennett, Monte (DT) — Kansas State.....	1981
53	Arnoux, Stanley (LB) — Wake Forest.....	83,86	Benson, Cliff (TE) — Purdue.....	1987-88
87	Arrington, Adrian (WR) — Michigan.....	65	Bentley, LeCharles (G/C) — Ohio State.....	2002-05
49	Asiodu, K.C. (LB) — Central Oklahoma.....	17	Berger, Mitch (P) — Colorado.....	2003-05
89	Askson, Bert (TE) — Texas Southern.....	46	Betts, Ladell (RB) — Iowa.....	2010
45	Athas, Pete (S) — Tennessee.....	47	Beverly, Dwight (RB) — Illinois.....	1987
		59	Biegel, Vince (LB) — Wisconsin.....	2018







# ALL-TIME ROSTER



HISTORY

77	Gilbert, Daren (T) — Cal State-Fullerton.....	1985-88	42	Hansen, Chase (LB) — Utah.....	2020-22
42, 41	Gilliam, John (WR) — South Carolina State.....	1967-68, 77	98	Haralson, Parys (OLB) — Tennessee.....	2013-14
4	Gillikin, Blake (P) — Penn State.....	2021-22	34	Hardee Sr., Justin (DB) — Illinois.....	2017-20
25	Gillisee, Mike (RB) — Florida.....	2018	28	Harding, Greg (DB) — Nicholls State.....	1984
89	Gilmore, John (TE) — Penn State.....	2011	87	Hardy, Larry (TE) — Jackson State.....	1978-85
19	Ginn Jr., Ted (TE) — Ohio State.....	2017-19	14	Hargett, Edd (CB) — Texas A&M.....	1969-72
37	Giodarno, Matt (S) — California.....	2010	69	Hargrove, Anthony (DL) — Georgia Tech.....	2009-10
95	Glasgow, Ryan (DT) — Michigan.....	2020	80	Harper, Alvin (WR) — Tennessee.....	1997
37	Gleason, Steve (S) — Washington State.....	2000-06	28	Harper, Deveron (S) — Notre Dame.....	2003-04
31	Glenn, Aaron (CB) — Texas A&M.....	2008	13	Harper, Rod (WR) — Murray State.....	2009
29	Glenn, Vencie (S) — Indiana State.....	1991	41	Harper, Roman (S) — Alabama.....	2006-13, 2016
82	Glover, Andrew (TE) — Grambling State.....	2000	3	Harrington, Joey (QB) — Oregon.....	2008
97	Glover, La Roi (DT) — San Diego State.....	1997-2001	30	Harris, Bill (RB) — Colorado.....	1971
91	Goff, Robert "Pig" (DT) — Auburn.....	1990-95	79, 76	Harris, Bryce (T) — Fresno State.....	2012-14, 2017
77	Goich, Dan (DT) — California.....	1971	19	Harris Jr., Chris (CB) — Kansas.....	2022
88	Goodlow, Eugene (WR) — Kansas State.....	1983-86	36, 26	Harris, Corey (CB) — North Alabama.....	1999-2000
39	Goodson, Demetri (CB) — Baylor.....	2018	21	Harris, De'Vante (CB) — Texas A&M.....	2016-17
76, 55	Goodwin, Jonathan (C) — Michigan.....	2006-10, 2014	30	Harris, Erik (DB) — California (Pa.).....	2016
82	Gottschalk, Darren (TE) — Cal Lutheran.....	1987	80	Harris, Herbert (WR) — Lamar.....	1986-87
4	Gowin, Toby (P) — North Texas.....	2000-02	82	Harris, Ike (WR) — Iowa State.....	1978-81
7	Graham, Ben (P) — Deakin.....	2008	92	Harris, Orient (DT) — Miami (Fla.).....	2007
89	Graham, Daniel (TE) — Colorado.....	2012	86	Harris, Rod (WR) — Texas A&M.....	1989
80	Graham, Jimmy (TE) — Miami (Fla.).....	2010-14	86	Harrison, Victor (WR) — North Carolina.....	1987
3	Graham, Shayne (K) — Virginia Tech.....	2013-14	88	Hart, Ben (S) — Oklahoma.....	1967
17	Graham, T.J. (WR) — North Carolina State.....	2015	72	Hart, Jeff (T) — Oregon State.....	1976
1	Gramatica, Martin (K) — Kansas State.....	2007-08	53	Hart, Tommy (DE) — Morris Brown.....	1980
96	Granderson, Carl (DE) — Wyoming.....	2019-11	11	Harty, Deonte (WR/RS) — Assumption.....	2019-22
40	Granger, Hoyle (RB) — Mississippi State.....	1971	5	Hartley, Garrett (K) — Oklahoma.....	2008-13
94	Grant, Charles (DE) — Georgia.....	2002-09	67	Harvey, George (G) — Kansas.....	1967
58	Grant, Cie (LB) — Ohio State.....	2003-04	52	Harvey, Richard Jr. (LB) — Tulane.....	1995-97
74	Gray, Cecil (T) — North Carolina.....	1993	26	Harvey, Richard Sr. (DB) — Jackson State.....	1971
21	Gray, David (DB) — East Los Angeles JC.....	1979	88	Hastings, Andre (WR) — Georgia.....	1997-99
48	Gray, J.T. (DB) — Mississippi State.....	2018	70, 74	Haverdink, Kevin (T) — Western Michigan.....	1989-91
33	Gray, Kevin (DB) — Eastern Illinois.....	1982	80	Havlik, Sam (WR) — Bucknell.....	1974
72	Gray, Leon (T) — Jackson State.....	1982-83	57	Hawthorne, David (LB) — TCU.....	2012-15
37	Gray, Mel (RB) — Purdue.....	1986-88	36	Hawthorne, Michael (CB) — Purdue.....	2000-03
18	Grayson, Garrett (QB) — Colorado State.....	2015	29	Hayes, Billie (CB) — San Diego State.....	1972
79	Greco, John (G) — Toledo.....	2017	89	Hayes, Mercury (WR) — Michigan.....	1996-97
45	Green, Arthur (RB) — Albany State.....	1972	92	Haynes, James (LB) — Mississippi Valley State.....	1984-89
77	Green, Chaz (G/T) — Florida.....	2018	81	Haynes, Michael (WR) — Northern Arizona.....	1994-96
95	Green, Howard (DT) — Louisiana State.....	2003-04	97	Haynes, Michael (DE) — Penn State.....	2006
85	Green, Paul (TE) — Southern California.....	1996	49	Hazelton, Major (DB) — Louisiana A&M.....	1970
53	Green, Sammy (LB) — Florida.....	1980	38	Heath, Jeff (DB) — Saginaw Valley State.....	2021
10	Green, Skyler (WR) — Louisiana State.....	2008	3	Hebert, Bobby (QB) — Northwestern State.....	1985-89, 91, 92
32	Green, T.J. (DB) — Clemson.....	2019	59	Heeney, Ben (LB) — Kansas.....	2017
23	Green, Victor (S) — Akron.....	2003	26	Heidel, Jimmy (S) — Mississippi.....	1967
73	Greenidge, Ethan (OL) — Villanova.....	2019-20	19	Henderson, Devery (WR) — Louisiana State.....	2004-12
3	Greer, Donovan (CB) — Texas A&M.....	1997	20	Henderson, Othello (S) — UCLA.....	1993-94
32, 33	Greer, Jabari (CB) — Tennessee.....	2009-13	91	Hendrickson, Trey (DE) — Florida Atlantic.....	2017-20
74	Gregory, Ted (DT) — Syracuse.....	1988	65	Henry, Ricky (G) — Nebraska.....	2012
35	Gresham, Bob (RB) — West Virginia.....	1971-72	87	Hermann, Don (WR) — Waynesburg.....	1975-77
45	Griffin, Garrett (TE) — Air Force.....	2017-18, 20-21	54	Herring, Will (LB) — Auburn.....	2011-13
4	Griffin, Ryan (QB) — Tulane.....	2013-14	84	Hester, Jim (TE) — North Dakota.....	1967-69
28	Groce, DeJuan (CB) — Nebraska.....	2006	64	Hester, Ray (LB) — Tulane.....	1971-73
78	Grooms, Elois (DE) — Tennessee Tech.....	1975-81	23	Hewitt, Chris (S) — Cincinnati.....	1997-99
40	Gros, Earl (RB) — Louisiana State.....	1970	45, 34	Heyward, Craig (FB) — Pittsburgh.....	1988-92
56	Gross, Lee (C) — Auburn.....	1975-77	76	Hicks, Akiem (DT/DE) — Regina (Sask.).....	2012-15
86	Groth, Jeff (WR) — Bowling Green.....	1981-85	81	Higgins, Michael (TE) — Nebraska-Omaha.....	2011-12
66	Grubbs, Ben (G) — Auburn.....	2012-14	34	Hightower, Tim (RB) — Richmond.....	2015-16
18	Guess, Terry (WR) — Gardner-Webb.....	1996	62	Hilgenberg, Jay (C) — Iowa.....	1993
84	Guliford, Eric (WR) — Arizona State.....	1997-98	61	Hilgenberg, Joel (C/G) — Iowa.....	1984-83
96	Gunn, Mark (DE) — Pittsburgh.....	1994	62	Hill, John (C) — Lehigh.....	1975-84
65	Gwainham, Obum (DE) — Oregon State.....	2015-16	89	Hill, Josh (TE) — Idaho State.....	2013-20
62	Gwinn, Ross (G) — Northwestern State.....	1968	87	Hill, Lonzell (WR) — Washington.....	1987-90
			81	Hill, Randal (WR) — Miami (Fla.).....	1997
			7	Hill, Taysom (QB/TE) — Brigham Young.....	2017
			40, 21	Hilliard, Dalton (RB) — Louisiana State.....	1986-93
81	Hakim, Az-Zahir (WR) — San Diego State.....	2005	76	Hills, Keno (G/T) — Louisiana-Lafayette.....	1996-99
18	Hakim, Saalim (WR) — Tarleton State.....	2012	76	Hills, Tony (T) — Texas.....	2015-16
79	Halapin, Mike (G) — Pittsburgh.....	1999	81, 86	Hilton, Zachary (TE) — North Carolina.....	2003-05
30	Haley, Grant (CB) — Penn State.....	2020	78	Hines, Glen Ray (T) — Arkansas.....	1971-72
35	Hall, Korey (FB) — Boise State.....	2011	24	Hoage, Terry (DB) — Georgia.....	1984-85
81, 89	Hall, Lamont (TE) — Clemson.....	2000-02, 2004-05	53	Hobbs, Billy (LB) — Texas A&M.....	1972
86	Hall, Tom (WR) — Minnesota.....	1967	80	Hobbs, Daryl (WR) — Pacific.....	1997
56	Hall, Willie (LB) — Southern California.....	1972-73	12	Hobert, Billy Joe (QB) — Washington.....	1997-99
83	Hamilton, Andy (WR) — Louisiana State.....	1975	2	Hocker, Zach (K) — Arkansas.....	2015
30	Hamilton, Lynell (RB) — San Diego State.....	2008-09	98	Hodge, Milford (DE) — Washington State.....	1986
96	Hamilton IV, Woodrow (DT) — Mississippi.....	2017	52	Hodge, Sedrick (LB) — North Carolina.....	2001-05
70, 96	Hamiter, Uhuru (DL) — Delaware State.....	1998-99	56, 50	Hodges, Gerald (LB) — Penn State.....	2017
99	Hand, Norman (DT) — Mississippi.....	2000-02	14	Hodson, Tom (QB) — Louisiana State.....	1995-96
33	Hampton, Saquan (DB) — Rutgers.....	2019	80	Hogan, Chris (WR) — Monmouth.....	2021
98	Hanna, Jim (DT) — Louisville.....	1994	81	Hogan, Krishawn (WR) — Marian.....	2019
10	Hansen, Brian (P) — Sioux Falls.....	1984-88	57	Holden, Curtis (LB) — Washington State.....	2001

**H**

# ALL-TIME ROSTER



70	Holden, Sam (T) — Grambling State.....	1971	94	Johnson, Joe (DE) — Louisville.....	1994-98, 2000-01
61	Holland, Montrae (G) — Florida State.....	2003-06	50	Johnson, John (LB) — Clemson.....	1995
18	Hollas, Hugo (S) — Rice.....	1970-72	83	Johnson, Juwan (WR/TE) — Oregon.....	2020-
51	Holloway, Stan (LB) — California.....	1980	45	Johnson, Nate (RB) — Texas Southern.....	1987
45	Holmes, Jack (RB) — Texas Southern.....	1978-82	59	Johnson, Rufus (OLB) — Tarleton State.....	2013
57	Holmes, Jalyn (DE) — Ohio State.....	2021	96	Johnson, Tom (DE/DT) — Southern Mississippi.....	2011-13
21	Holt, Terrence (S) — North Carolina State.....	2008	86	Johnson, Tony (TE) — Alabama.....	1996-98
88	Holtz, J.P. (TE) — Pittsburgh.....	2022	95	Johnson, Trevor (DE) — Nebraska.....	2006
87	Horn, Joe (WR) — Itawamba (Miss.) J.C.....	2000-06	80	Johnson, Tyrone (WR) — Western State (Colo.).....	1994
84	Hoomanawanui, Michael (TE) — Illinois.....	2015, 2017	29	Johnson, Undra (RB) — West Virginia.....	1989
28	Hoskins, Derrick (S) — Southern Mississippi.....	1996	53	Johnson, Vaughn (LB) — North Carolina State.....	1986-93
47	Houser, Kevin (LS) — Ohio State.....	2000-08	90	Johnson, Walter (LB) — Louisiana Tech.....	1989
68	Housman, Walter (T/G) — Upsala.....	1987	36	Jones, Andrew (RB) — Washington State.....	1975-76
93	Howard, Darren (DE) — Kansas State.....	2000-05	58	Jones, Brian (LB) — Texas.....	1995-96, 98
29	Howard, Gene (CB) — Langston.....	1968-70	19	Jones, Charlie (WR) — Fresno State.....	2000
28	Howard, Jordan (RB) — Indiana.....	2022	74	Jones, Clarence (T) — Maryland.....	1996-98
35	Howard, Reggie (CB) — Memphis.....	2000	30	Jones, Don (S) — Arkansas State.....	2015
20	Howell, Delles (CB) — Grambling State.....	1970-72	53	Jones, Donita (LB) — Nebraska.....	2000
52	Hoyett, Braxton (DT) — Mississippi State.....	2021	95, 92	Jones, Ernest (DE) — Oregon.....	1995-98
52	Huard, John (LB) — Maine.....	1977	29	Jones, Herana-Daze (S) — Indiana.....	2009
70	Hubbard, Dave (T) — Brigham Young.....	1971	89	Jones, Jamal (WR) — North Carolina A&T.....	2006
69	Hudson, Nat (G) — Georgia.....	1981	59	Jones, J.J. (LB) — Arkansas.....	2002
92	Hughes III, John (DT) — Cincinnati.....	2017	78	Jones, Jerry (T) — Bowling Green.....	1967-69
95	Huggins Jr., Albert (DT) — Clemson.....	2021	21	Jones, Julius (RB) — Notre Dame.....	2010
54	Hughes, Pat (LB) — Boston.....	1977-79	32	Jones, Kim (FB) — Colorado State.....	1976-79
33	Hughes, Tyrone (CB) — Nebraska.....	1993-96	86, 89	Jones, Mike (WR) — Tennessee State.....	1986-87, 89
45, 53	Humber, Ramon (LB) — North Dakota State.....	2010-15	20	Jones, Ray (DB) — Southern.....	1973
84	Humphrey, Li'Jordan (WR) — Texas.....	2019-21	27	Jones, Reginald (CB) — Memphis.....	1991-94
84	Humphrey, Tory (TE) — Central Michigan.....	2009-11	15	Jones, Seantavius (WR) — Valdosta State.....	2014-15
76	Hunt, Kevin (T) — Doane.....	1978	27	Jones, Selwyn (CB) — Colorado State.....	1994
95	Hunt, Margus (DL) — Southern Methodist.....	2020	34	Jones, Tebucky (S) — Syracuse.....	2003-04
97	Hunt, Phillip (DE) — Houston.....	2015	37, 34	Jones Jr., Tony (RB) — Notre Dame.....	2020-22
60	Hunt, Robert (G) — Virginia.....	1999	23	Jordan, Buford (FB) — McNeese State.....	1986-92
32	Hunter, Earnest (RB) — Southeast Oklahoma.....	1996	94	Jordan, Cameron (DE) — California.....	2011-
48	Hunter, Kendall (RB) — Oklahoma State.....	2015	45	Jordan, Jimmy (RB) — Florida.....	1967
28	Hurley, Bill (DB) — Syracuse.....	1982-83	45	Joseph, Keith (RB) — Texas A&M.....	2006
74	Hurst, James (G/T) — North Carolina.....	2020-			
88	Hyatt, Fred (WR) — Auburn.....	1973			

## I

47	Ingram, Jake (LS) — Hawaii.....	2010
28, 22, 14	Ingram II, Mark (RB) — Alabama.....	2011-18, 21-22
12	Ingram, Kevin (QB) — East Carolina.....	1987
27	Irvan, Ken (CB) — Memphis.....	2002
82	Ismail, Qadry (WR) — Syracuse.....	1998
21	Israel, Steve (CB) — Pittsburgh.....	2001
29	Ivory, Chris (RB) — Triffin.....	2010-12

## J

30	Jackson, Ernie (CB) — Duke.....	1972-77
91	Jackson, Grady (DT) — Knoxville.....	2002-03
47	Jackson, Greg (S) — Louisiana State.....	1996
58	Jackson, Jonathan (LB) — Oregon State.....	2001
57	Jackson, Rickey (LB) — Pittsburgh.....	1981-93
88	Jackson, Willie (WR) — Florida.....	2000-01
52	Jacobs, Harry (LB) — Bradley.....	1970
64	Jacox, Kendyl (G/C) — Kansas State.....	2002-05
22	Jakes, Van (CB) — Kent State.....	1986-88
50	James, Philip (C) — Southern.....	1987
33	Jean-Baptiste, Stanley (CB) — Nebraska.....	2014
43	Jean-Batiste, Garland (FB) — Louisiana State.....	1987
80	Jeffries, Haywood (WR) — North Carolina State.....	1986
96	Jeffries, Dameian (DE) — Alabama.....	1995
20	Jenkins, Janoris (CB) — North Alabama.....	2019-20
92	Jenkins, John (NT/DT) — Georgia.....	2013-16
27	Jenkins, Malcolm (CB/S) — Ohio State.....	2009-13, 2020-21
72	Jenkins, Trezelle (T) — Michigan.....	1997
36	Jennings, Stanford (RB) — Furman.....	1991
68	Jelton, Paul (G) — Texas.....	1992-93
19	Johnson, Alonzo (WR) — Central State (Ohio).....	1998
35	Johnson, Austin (FB) — Tennessee.....	2014-15
22	Johnson, Benny (CB) — Johnson C. Smith.....	1976
34	Johnson, Bobby (DB) — Texas.....	1983-84, 86
6	Johnson, Brian (K) — Virginia Tech.....	2021
77	Johnson, Carl (G) — Nebraska.....	1972-73
28	Johnson, David (RB) — Northern Iowa.....	2022
6	Johnson, Dirk (P) — Northern Colorado.....	2002
21	Johnson, Earl (CB) — South Carolina.....	1985
82	Johnson, Eric (TE) — Yale.....	2007
90	Johnson, George (DE) — Rutgers.....	2017
58	Johnson, J.R. (LB) — Syracuse.....	2002

## K

43	Kaesviham, Kevin (S) — Augustana (S.D.).....	2007-08
41	Kamara, Alvin (RB) — Tennessee.....	2017-
71	Kaplan, Ken (T) — New Hampshire.....	1987
44	Karney, Mike (FB) — Arizona State.....	2004-08
2	Kasay, John (K) — Georgia.....	2011
46	Kearney, Jim (S) — Prairie View A&M.....	1976
28	Keaton, Curtis (RB) — James Madison.....	2002
78	Keim, Mike (T) — Brigham Young.....	1991
65	Kelemete, Senio (C/G) — Washington.....	2014-17
31	Kelly, Les (RB) — Alabama.....	1967-69
68	Kelly II, Derrick (T) — Florida State.....	2020-21
87	Kelly, Mike (TE) — Davidson.....	1973
33, 24, 4, 27	Kelly, Rob (S) — Ohio State.....	1997-2000
5	Kempf, Florian (K) — Pennsylvania.....	1987
60	Kennard, Derek (G) — Nevada.....	1991-93
82	Kennison, Eddie (WR) — Louisiana State.....	1999
49	Keo, Shiloh (S) — Idaho.....	2016
66	Kidd, Lewis (OL) — Montana State.....	2022
44	Kikaha, Hau'oli (LB/DE) — Washington.....	2015, 2017
17	Kilmer, Billy (QB) — UCLA.....	1967-70
45	Kimbrough, Ebert (S) — Northwestern.....	1968
61	King, Ed (G) — Auburn.....	1995-97
75	King, Mitch (DT) — Iowa.....	2011
53	Kingree, Rick (LB) — Tulane.....	1973-78
18	Kirkwood, Keith (WR) — Temple.....	2018-19, 2022-
53	Klein, A.J. (LB) — Iowa State.....	2017-19
68	Kline, Alan (T) — Ohio State.....	1994-95
40	Knafelc, Greg (TE) — Notre Dame.....	1983
53	Knight, Roger (LB) — Wisconsin.....	2001-04
29	Knight, Sammy (S) — Southern California.....	1997-2002
78	Knight, Shawn (DE) — Brigham Young.....	1987
58	Knox, Kyle (LB) — Fresno State.....	2013-14
66	Knowles, David (T) — Indiana.....	1977
55	Kohlbrand, Joe (LB) — Miami (Fla.).....	1985-89
43	Kopay, Dave (LB) — Washington.....	1971
60	Korte, Steve (C) — Arkansas.....	1983-90
52	Kovach, Jim (LB) — Kentucky.....	1979-85
89	Kramer, Kent (TE) — Minnesota.....	1967
9	Kpassagnon, Tanoh (DE) — Villanova.....	2021-22
9	Kramer, Tommy (QB) — Rice.....	1990
50	Kreutz, Olin (C) — Washington.....	2011
21	Krimm, John (S) — Notre Dame.....	1982
99	Kruger, Paul (DE) — Utah.....	2016
87	Krull, Lucas (TE) — Pittsburgh.....	2022-

# ALL-TIME ROSTER



HISTORY

29	Kuhn, John (FB) — Shippensburg	2016-17
18	Kumerow, Jake (WR) — Wisconsin-Whitewater	2020
50	Kupp, Jake (G) — Washington	1967-75
67	Kuziel, Bob (C) — Pittsburgh	1972
57	Kyle, Jason (LS) — Arizona State	2009-10

## L

64	Lafary, Dave (T) — Purdue	1977-85
39	LaGrand, Morris (RB) — Tampa	1975
96	Lake, Antwan (DT) — West Virginia	2006-08
66	Lamp, Forrest (G) — Western Kentucky	2021
19	Lampman, Jake (WR) — Ferris State	2016
5	Landry, Jarvis (WR) — Louisiana State	2022
96	Langford, Kendall (DL) — Hampton	2017
67	LaPorta, Phil (T) — Penn State	1974-75
36	Lasco, Daniel (RB) — California	2016-17
23	Lattimore, Marshon (CB) — Ohio State	2017
12	Laufenberg, Babe (QB) — Indiana	1986
53	Laurinatis, James (LB) — Ohio State	2016
82	Lawrie, Nate (TE) — Yale	2005-06
39	Lawson, Odell (RB) — Langston	1973-74
58	Leach, Scott (LB) — Ohio State	1987
74	Leach, William (GT) — North Carolina State	1987
48	Leach, Vonta (RB) — East Carolina	2006
60	Leckey, Nick (C) — Kansas State	2009
11	Lee, Bivian (CB) — Prairie View	1971-75
39	Lee, Carl (DB) — Marshall	1994
32	Lee, Mark (CB) — Washington	1991
43	Legette, Tyrone (CB) — Nebraska	1992-95
62	Leggett, Brad (C) — Southern California	1990-91
72	Leggett, Earl (DT) — Louisiana State	1967-68
35	Lehan, Michael (CB) — Minnesota	2008
68	Lehr, Matt (C/G) — Virginia Tech	2008
75, 95	Leiste, Rodney (DT) — UCLA	2004-06, 09
68	Leitto, Tim (G/C) — Grand Valley State	2013-16
52	Lemon, Mike (LB) — Kansas	1975
40	Leonard, Brian (RB) — Rutgers	2014
61	LeRibeus, Josh (G) — Southern Methodist	2017-18
89	Lewis, Derrick (WR) — San Diego State	2002-03
93	Lewis, Gary (DT) — Oklahoma State	1983
22	Lewis, Gary (RB) — Arizona State	1970
28, 21	Lewis, Keenan (CB) — Oregon State	2013-15
24	Lewis, Marvin (RB) — Tulane	1982
84	Lewis, Michael (WR) — None	2001-06
29	Lewis, Reggie (DE) — San Diego State	1982-84
29	Lewis, Rodney (CB) — Nebraska	1982-84
87, 11, 14	Lewis, Tommylee (WR) — Northern Illinois	2016-18, 2020
3	Leypoldt, John (K) — None	1978
78	Linden, Errol (T) — Houston	1969-70
54	Lindsey, Dale (LB) — Western Kentucky	1973
7	Linhart, Toni (K) — Austria Tech	1972
42	Line, Zach (FB) — Southern Methodist	2017-19
86	Lipps, Louis (WR) — Southern Mississippi	1992
20, 21	Little, Earl (DB) — Miami (Fla.)	1998-99
48	Livingston, Andy (RB) — Phoenix (Ariz.) College	1969-70
61	Loberg, Greg (GT) — California	1987
70	Loewen, Mitchell (DL) — Arkansas	2017-19
50	Lorfin, Curtis (LB) — Oklahoma	2012-14
0	Logan, Obert (S) — Trinity	1967
2	Lohmiller, Chip (K) — Minnesota	1995
89	Long, Dave (DE) — Iowa	1969-72
26	Looney, Joe Don (RB) — Oklahoma	1969
34	Lorick, Tony (RB) — Arizona State	1968-69
41	Lug, Erik (FB) — Stanford	2014
78	Lucas, Cornelius (T) — Kansas State	2018
46	Lumpkin, Sean (S) — Minnesota	1992-96
88	Lusk, Hendrick (TE) — Utah	1996
16	Luton, Jake (QB) — Oregon State	2022
3	Lutz, Wil (K) — Georgia State	2016-20, 2021
43	Lyons, Dicky (S) — Kentucky	1970

## MC

25,26,30	McAfee, Fred (RB) — Mississippi College	1991-93, 2000-06
29	McAister, Chris (CB) — Arizona	2009
26	McAllister, Deuce (RB) — Mississippi	2001-09
90	McBride, Turk (DE) — Tennessee	2011-12
57	McCain, Chris (LB) — California	2016
36	McCall, Don (RB) — Southern California	1967-68, 70
29	McCauley, Marcus (CB) — Fresno State	2009
19	McClard, Bill (K) — Arkansas	1973-75
13,44	McCleskey, J.J. (WR/S) — Tennessee	1993-96

67	McCollum, Andy (G) — Toledo	1994-98
71,75	McCormick, Dave (T) — Louisiana State	1967-68
7	McCown, Luke (QB) — Louisiana Tech	2013-16
78	McCoy, Erik (C/G) — Texas A&M	2019-
51	McCoy, Larry (LB) — Lamar	1987
59	McCoy, Matt (LB) — San Diego State	2007
44	McCrary, Fred (FB) — Mississippi State	1997
93	McCray, Bobby (DE) — Florida	2008-09
80	McCullough, Earl (WR) — Southern California	1974
76	McDaniel, Tony (DT) — Tennessee	2017
30	McDougle, Dexter (DB) — Maryland	2017
36	McIntyre, Cory (RB) — West Virginia	2006
89	McGarity, Wayne (WR) — Texas	2001
18	McGeoghan, Phil (WR) — Maine	2003
49	McGill, Ralph (S) — Tulsa	1978-79
77	McGlynn, Mike (G) — Pittsburgh	2015
76	McGuire, Gene (C) — Notre Dame	1992
92	McIntosh, Toddrick (DE) — Florida State	1995
43,34	McKenzie, Mike (CB) — Memphis	2004-09
97	McKinley, Alvin (DT) — Mississippi State	2008
59	McKinnon, Ronald (LB) — North Alabama	2005
54	McManis, Wynton (LB) — Memphis	2021
42	McLemore, Dana (DB) — Hawaii	1986
29	McMillian, Mark (CB) — Alabama	1996
27	McNeill, Rod (RB) — Southern California	1974-75
12	McNeill, Tom (P) — Stephen F. Austin	1967-69
5	McPherson, Adrian (QB) — Florida State	2005
25	McQuay, Leon (RB) — Tampa	1976
76	McQuistan, Pat (T) — Weber State	2011

## M

47	Mack, Cedric (CB) — Baylor	1992-93
44	Mack, Elbert (CB) — Troy	2012
24	Mack, Milton (CB) — Alcorn State	1987-91
19	Maher, Brett (K) — Nebraska	2021
36	Mallei, Marcus (FB) — Weber State	2009
86	Manhertz, Chris (TE) — Canisius	2016
8	Manning, Archie (QB) — Mississippi	1971-75, 77-82
91	Marchiol, Ken (LB) — Mesa State	1987
2	Mare, Olando (K) — Syracuse	2007
54	March, Justin (LB) — Akron	2021
75	Marrone, Doug (G) — Syracuse	1989
40	Marsalis, Jim (S) — Tennessee State	1977
15	Marshall, Brandon (WR) — Central Florida	2018
23	Marshall, James (DB) — Jackson State	1980
59	Martin, Chris (LB) — Auburn	1983
22	Martin, D'Antarion (CB) — Kentucky State	1971
84	Martin, Eric (WR) — Louisiana State	1985-93
10	Martin, Jamie (QB) — Weber State	2006-07
93	Martin, Wayne (DE/DT) — Arkansas	1989-99
86	Martini, Rich (WR) — Cal-Davis	1987
87	Massey, Robert (CB) — North Carolina Central	1989-90
32	Mathieu, Tyrann (S) — Louisiana State	2022
23	Mathis, Kevin (CB) — Texas A&M-Commerce	2000-01
56	Mathis, Reggie (LB) — Oklahoma	1979-80
35	Mathews, Henry (RB) — Michigan State	1973
37	Mauler, Arthur (CB) — Memphis	2017-18
64	Maurer, Andy (G) — Oregon	1974
56	Mauti, Michael (LB) — Penn State	2015-17
84	Mauti, Rich (WR) — Penn State	1977-80, 82-83
39	Maxie, Brett (S) — Texas Southern	1985-93
28	Maxson, Alvin (RB) — Southern Methodist	1974-76
75	Mayberry, Jermame (G) — Texas A&M Kingsville	2005
6	Maye, Marcus (S) — Florida	2022
22	Mayes, Michael (CB) — Louisiana State	1989
36	Mayes, Rueben (RB) — Washington State	1986-88, 90
17	Meachem, Robert (WR) — Tennessee	2007-11, 2013-14
14	Mehlhaff, Taylor (K) — Wisconsin	2008
80	Meier, Shad (TE) — Kansas State	2005
51,53	Melton, Terrence (LB) — Rice	2004-06
81	Meredith, Cameron (WR) — Illinois State	2018
19	Merkens, Guibo (QB/WR/DB) — Sam Houston State	1980-85
57	Merlo, Jim (LB) — Stanford	1973-74, 76-79
71	Merrill, Casey (DT) — Cal-Davis	1986
33	Merritt, Kirk (WR) — Arkansas State	2022
70	Meseroll, Mark (T) — Florida State	1978
92,99	Mickell, Darren (DE) — Florida	1996-97, 99
54	Middleton, Rick (LB) — Ohio State	1974-75
10	Mike-Mayer, Steve (K) — Maryland	1978
83	Miller, Billy (TE) — Southern California	2006-08
67	Miller, Bubba (C/G) — Tennessee	2002
36	Miller, Jordan (DB) — Washington	2021



# ALL-TIME ROSTER

HISTORY

84	Miller, Junior (TE) — Nebraska	1984
69	Miller, Les (DT) — Fort Hays State	1991-94
80	Miller, Mike (WR) — Tennessee	1985
79	Mills, Jordan (T) — Louisiana Tech	2021
51	Mills, Sam (LB) — Montclair State	1986-94
40	Milne, Brian (FB) — Penn State	2000
32	Minor, Lincoln (RB) — New Mexico State	1973
88	Mitchell, Derrell (WR) — Texas Tech	1994
93	Mitchell, Johnny (TE) — Nebraska	2001
94	Mitchell, Kawika (LB) — South Florida	2010
59	Mitchell, Keith (LB) — Texas A&M	1997-01
50	Mitchell, Kevin (LB) — Syracuse	1998-1999
50	Mitchell, Marvin (LB) — Tennessee	2007-10
40	Mitchell, Mel (S) — Western Kentucky	2002, 04-05
98	Mohamed, Mike (LB) — California	2015
25	Molden, Alex (CB) — Oregon	1996-2000
97	Monroe, Derrius (DE) — Virginia Tech	2002
77	Montgomery, Manv (T) — Southern California	1976-77
24	Montgomery, Monty (S) — Houston	2004
88	Montgomery II, Ty (WR/RB) — Stanford	2020-21
74	Moers, Doug (DE) — Whittier	1971-72
74	Moore, Derland (DT) — Oklahoma	1973-85
95	Moore, Eric (DE) — Florida State	2006
32	Moore, Jerald (RB) — Oklahoma	2000
25	Moore, Jerry (S) — Arkansas	1973-74
16	Moore, Lance (WR) — Toledo	2005-13
21	Moore, Reynaud (CB) — UCLA	1971
24	Moore, Sterling (CB) — Southern Methodist	2016-17
73	Mooring, John (T) — Tampa	1974
13	Morgan, Joseph (WR) — Walsh	2012, 2014-15
57	Morgan, Mike (LB) — Louisiana State	1969-70
77	Morris, Chris (T) — Indiana	1975
76	Morrison, Don (T) — Texas-Arlington	1971-77
35	Morse, Bobby (FB) — Michigan State	1989-91
6	Morslead, Thomas (P) — Southern Methodist	2009-20
30	Morton, Chad (RB) — Southern California	2000
99	Muhammad, Abdul-Quadin (DE) — Miami (Fla.)	2017
42	Muncie, Chuck (RB) — California	1976-80
31	Murphy, Jerome (CB) — South Florida	2012
69	Murphy, Kyle (T) — Stanford	2021
23	Murphy, Marcus (RB/RS) — Missouri	2015-16
28	Murray, Latavius (RB) — Central Florida	2019-20, 2022
22	Muster, Brad (FB) — Stanford	1993-94
37	Myers, Tommy (S) — Syracuse	1972-81
55	Myles, DeShone (LB) — Nevada	2001

## N

65	Naeole, Chris (G) — Colorado	1997-01
55	Nairne, Rob (LB) — Oregon	1981-83
23,22	Nel, Lorenzo (FB) — Fresno State	1993-96
87,68	Neal, Richard (DE) — Southern	1969-72,78
36	Neel, Derrick (FB) — Grambling State	1993-95
37	Nelson, Jerico (S) — Arkansas	2012
67	Nesbit, Jamar (G/T) — South Carolina	2004-09
24	Nevett, Elijah (CB) — Clark Atlanta	1967-70
64	Newkirk, Robert (DE) — Michigan State	1999
41	Newland, Bob (WR) — Oregon	1971-74
30	Newman, Anthony (S) — Oregon	1995-97
86	Newman, Patrick (WR) — Utah State	1991-93
78	Newsome, Billy (DE) — Grambling State	1973-74
31	Newsome, Richard (S) — Michigan State	2001
77	Newton, Derek (T) — Arkansas State	2018
38	Nicholson, Calvin (CB) — Oregon State	1989-91
77	Nicks, Carl (G) — Nebraska	2008-11
93,79	Ninkovich, Rob (DE) — Purdue	2006, 2008
11	Ninowski, Jim (QB) — Michigan State	1969
33	Norris, Moran (FB) — Kansas	2001-02
60	Novitsky, Craig (G/T) — UCLA	1994-96
13	Nussmeier, Doug (QB) — Idaho	1994-97
36	Nyvall, Vic (RB) — Northwestern State	1970

## O

2	O'Neal, Ken (TE) — Oklahoma State	1987
10	O'Neal, Steve (P) — Texas A&M	1973
14	O'Sullivan, J.T. (QB) — Cal-Davis	2002-04
29	Ogden, Ray (WR) — Alabama	1967
86	Ojo, Onome (WR) — Cal-Davis	2001
57	Okafor, Alex (DE) — Texas	2017-18
65	Ola, Michael (T) — Hampton	2018-19
28	Oldham, Chris (S) — Oregon	2000-01
12	Olave, Chris (WR) — Ohio State	2022

70,69	Olsen, Eric (G/C) — Notre Dame	2011-12, 2014
60	Omameh, Patrick (G/T) — Michigan	2019
93	Onyemata, David (DT) — Manitoba (Canada)	2016-22
45	Oporum, Toben (FB) — Kansas	2015
86	Ortega, Buck (TE) — Miami (Fla.)	2008-09
37	Ortiz, Ricky (FB) — Oregon State	2019
35	Otis, Jim (RB) — Ohio State	1970
66	Oubre, Louis (G) — Oklahoma	1982-84
49	Owens, Arlie (WR) — West Virginia	1980
30	Owens, Chris (CB) — San Jose State	2015
72	Owens, Joe (DE) — Alcorn State	1971-75
86	Owens, John (TE) — Notre Dame	2006-07
83	Owens, Tinker (WR) — Oklahoma	1976,78-80
28	Ozgbio, Devine (RB) — Nebraska	2021

## P

35	Pahukoa, Shane (S) — Washington	1995
4	Pakulak, Glenn (P) — Kentucky	2008
3	Palko, Tyler (QB) — Pittsburgh	2007
52	Palmer, Dick (LB) — Kentucky	1972-73
75	Palmer, Emile (DT) — Syracuse	1996
42,28	Parker, Joel (WR) — Florida	1974-75,77
96	Parker, Steve (DE) — Idaho	1980
6	Parkey, Cody (K) — Auburn	2021
83	Parks, Dave (TE) — Texas Tech	1968-72
58	Parry, David (DT) — Stanford	2017
17	Partridge, Rick (P) — Utah	1979
80	Pathon, Jerome (WR) — Washington	2002-04
32	Patrick, Johnny (CB) — Louisville	2011-12
81	Patten, David (WR) — Western Carolina	2007-08
88	Pattison, Mark (WR) — Washington	1987-88
51	Paul, Whitney (LB) — Colorado	1982-85
75	Peat, Andrus (T/G) — Stanford	2015
53	Pelluer, Scott (LB) — Washington State	1981-85
70	Penning, Trevor (T) — Northern Iowa	2022
71	Perot, Patsy (G) — Northwestern State	1985
80	Perriman, Brett (WR) — Miami (Fla.)	1988-90
39	Perry, Darren (S) — Penn State	2000
32	Perry, Vernon (S) — Jackson State	1983
33	Perry, Wilmont (RB) — Livingstone	1998-99
28	Peterson, Adrian (RB) — Oklahoma	2017
79	Petitti, Rob (T) — Pittsburgh	2006
45	Petry, Stan (CB) — Texas Christian	1991
34	Phillips, Jess (RB) — Michigan State	1973-74
86	Phillips, John (TE) — Virginia	2016-17
38	Phillips, Kenny (S) — Miami (Fla.)	2015
43	Phillips, Kim (CB) — North Texas	1989
37	Phiyaw, Dino (RB) — Oregon	1999
76	Pietrzak, Jim (C) — Eastern Michigan	1979-84
35	Pittman, David (CB) — Northwestern State	2008
75	Pittman, Julian (DT) — Florida State	1998
22	Pitts, Elijah (RB) — Philander Smith	1970
25	Poage, Ray (TE) — Texas	1967-70
85	Poe, Johnnie (CB) — Missouri	1981-87
82	Pollard, Bob (DE) — Weber State	1971-77
83	Poole, Keith (WR) — Arizona State	1997-2000
88	Poole, Nate (WR) — Marshall	2005
70	Port, Chris (GT) — Duke	1991-95
59	Porter, Rufus (LB) — Southern	1995-96
22	Porter, Tracy (CB) — Indiana	2008-11
40	Powell, Marvin (FB) — Southern California	1999
56	Powell, Ronald (OLB) — Florida	2014
33	Preece, Steve (DB) — Oregon State	1969
46	Prentice, Adam (RB) — South Carolina	1990
90	Pressley, DeMaio (DT) — North Carolina State	2021
75	Price, Elex (DT) — Alcorn State	1973-80
70	Price, Marcus (T) — Louisiana State	2000-01
31	Pringle, Pierson (S) — Virginia Tech	2009-10
23	Proff, Joe (RB) — Louisiana-Monroe	1973
65	Prudhomme, Remi (G/C) — Louisiana State	1971-72
37	Pugh, Jordan (S) — Texas A&M	2013

## R

47	Rackley, David (DB) — Texas Southern	1985
71	Ramczyk, Ryan (T) — Wisconsin	2017
21	Ramsay, Nate (S) — Indiana	1973
16	Ramsley, Steve (QB) — North Texas	1970
98	Rankins, Sheldon (DT) — Louisville	2016-20
86	Rasby, Walter (TE) — Wake Forest	2003
66	Rasley, Rocky (G) — Oregon State	1974
22	Ray, Ricky (CB) — Norfolk State	1979-80

# ALL-TIME ROSTER

21	Reaves, Ken (CB) — Norfolk State .....	1974	80	Scott, Lindsay (WR) — Georgia .....	1982-85
56	Rebowe, Rusty (LB) — Nicholls State .....	1978	87	Scott, Malcolm (TE) — Louisiana State .....	1987
58	Reddick, Kevin (LB) — North Carolina .....	2013	84	Seal, Paul (TE) — Michigan .....	1974-76
52	Redd, Glen (LB) — Brigham Young .....	1981, 83-86	37	Seamster, Sammy (CB) — Middle Tennessee State .....	2015
86	Reed, Jake (WR) — Grambling State .....	2000, 02	63	Setterstrom, Chad (G) — Northern Iowa .....	2004-06
60	Reese, Don (DE) — Jackson State .....	1978-80	45	Sewell, Naphi (LB) — Utah .....	2022
39	Reis, Chris (S) — Georgia Tech .....	2007-10	66	Seymour, Ryan (G) — Vanderbilt .....	2015
62	Reiter, Austin (C) — South Florida .....	2021	28	Shabazz, Sideeq (S) — New Mexico State .....	2005
75	Rengel, Mike (DT) — Hawaii .....	1969	89	Shaheed, Rashid (WR/RS) — Weber State .....	2002
76	Reyes, Tutan (T) — Mississippi .....	2000-02	58	Shanle, Scott (LB) — Nebraska .....	2006-12
84	Rhem, Steve (WR) — Minnesota .....	1994-95	42	Sharper, Darren (S) — William & Mary .....	2009-10
1	Ricardo, Benny (K) — San Diego State .....	1980-81	30	Shaw, Bob (WR) — Winston-Salem State .....	1970
55	Rice, Floyd (LB) — Alcorn State .....	1978	76	Shaw, Rickie (T) — North Carolina .....	1993
78	Richardson, Bobby (DE) — Indiana .....	2015	89	Shepard, Derrick (WR) — Oklahoma .....	1989
56	Richardson, Jay (OLB) — Ohio State .....	2013	67	Shimmers, John (G) — Xavier (Ohio) .....	1969-71
75	Richey, Mike (T) — North Carolina .....	1970	88	Shockey, Jeremy (TE) — Miami (Fla.) .....	2008-10
84	Riley, Preston (WR) — Memphis .....	1973	5	Shuler, Heath (QB) — Tennessee .....	1997-98
66,68	Riley, Victor (T) — Auburn .....	2002-04	28	Shy, Don (RB) — San Diego State .....	1969
70, 57	Ringo, Christian (DT) — Louisiana .....	2021-22	71	Siglar, Ricky (T) — San Jose State .....	1997-98
14	Riordan, Tim (QB) — Temple .....	1987	15	Siemian, Trevor (QB) — Northwestern .....	2020-21
77	Rissmiller, Ray (T) — Georgia .....	1967	51	Simmons, Brian (LB) — North Carolina .....	2007
82	Rivers, Marcellus (TE) — Oklahoma State .....	2006	53	Simmons, Dave (LB) — Georgia Tech .....	1967
97	Roach, Malcolm (DL) — Texas .....	2020-	25	Simmons, Jerry (WR) — Bethune-Cookman .....	1967
83	Roaches, Carl (KR) — Texas A&M .....	1985	96	Simmons, Michael (DE) — Mississippi State .....	1989-90
77	Roaf, William (T) — Louisiana Tech .....	1993-2001	53	Simoneau, Mark (LB) — Kansas State .....	2006-08
95	Robbins, Austin (DT) — North Carolina .....	1996-99	54	Simonini, Ed (LB) — Texas A&M .....	1982
27	Roberts, Walt (WR) — San Jose State .....	1967	79	Slaughter, Chuck (T) — South Carolina .....	1982
52	Robertson, Craig (LB) — North Texas .....	2016-20	53	Slaughter, T.J. (LB) — Southern Mississippi .....	2005
32	Robinson, Josh (DB) — Central Florida .....	2018	88,84	Sloan, David (TE) — New Mexico .....	2002-03
29	Robinson, Khiry (RB) — West Texas A&M .....	2013-15	81,84	Slutzker, Scott (TE) — Iowa .....	1998-99
34, 21	Robinson, Patrick (CB) — Florida State .....	2010-14, 18-20	83	Small, Torrance (WR) — Alcorn State .....	1992-96
70	Robinson, Craig (T) — Houston .....	1972-73	99	Smeenge, Joel (DE/LB) — Western Michigan .....	1990-94
47	Robinson, Virgil (RB) — Grambling State .....	1971-72	32	Smith, Antowain (RB) — Houston .....	2005
70, 68	Robinson, William (T) — San Diego State .....	2011-12	91	Smith, Brady (DE) — Colorado State .....	1996-99
21	Roby, Bradley (CB) — Ohio State .....	2021-	30	Smith, Cedric (FB) — Florida .....	1991
15	Roby, Courtney (WR) — Indiana .....	2008-12	54	Smith, Darrin (LB) — Miami (Fla.) .....	2000-04
34	Rodenberger, Jeff (FB) — Maryland .....	1987	24	Smith, Dwight (S) — Akron .....	2005
59	Rodgers, Derrick (LB) — Arizona State .....	2003-04	82	Smith, Inv (TE) — Notre Dame .....	1993-97
54	Roe, Bill (LB) — Colorado .....	1987	90	Smith, Kenny (DT) — Alabama .....	2001-04
38	Rogers, George (RB) — South Carolina .....	1981-84	36,26	Smith, Lamar (RB) — Houston .....	1998-99, 2003
41	Rogers, Jimmy (RB) — Oklahoma .....	1980-84	66	Smith, Royce (G) — Georgia .....	1972-73
92	Rogers, Shaun (DT) — Texas .....	2011	99	Smith, Shaun (DT) — South Carolina .....	2004
26	Rogers, Steve (RB) — Louisiana State .....	1975	44	Smith, Terrelle (FB) — Arizona State .....	2000-03
75	Rollins, Baron (G) — Louisiana Tech .....	1994	10	Smith, Tre'Quan (WR) — Central Florida .....	2018-
6	Rosas, Aldrick (K) — Southern Oregon .....	2021	52	Smith, Vinson (LB) — East Carolina .....	1998-99
44	Rose, George (CB) — Auburn .....	1967	91	Smith, Will (DE) — Ohio State .....	2004-12
55	Ross, Scott (LB) — Southern California .....	1991	83	Snead IV, Willie (WR) — Ball State .....	2015-17
78	Roth, Tom (C/G) — Southern Illinois .....	1994	33	Sobomehin, Olaniyi (FB) — Portland State .....	2008
70	Rourke, Jim (T) — Boston College .....	1985	25	Sorensen, Daniel (S) — Brigham Young .....	2022
54	Roussel, Tom (LB) — Southern Mississippi .....	1971-72	11	South, Ronnie Lee (OB) — Arkansas .....	1968
76	Rowe, Dave (DT) — Penn State .....	1967-70	33	Spears, Ernest (S) — Southern California .....	1990
3	Royals, Mark (P) — Appalachian State .....	1997-98	57	Spence, Noah (DE) — Eastern Kentucky .....	1992-95
56	Ruff, Orlando (LB) — Furman .....	2003-04	37	Spencer, Jimmy (CB) — Florida .....	1992-95
51	Ruiz, Cesar (C/G) — Michigan .....	2020-	29	Spencer, Maurice (CB) — North Carolina Central .....	1974-76, 78
54	Russell, Tom (LB) — Southern Mississippi .....	1971-72	96	Spicer, Paul (DE) — Saginaw Valley State .....	2009
35	Russell, KeiVarae (DB) — Notre Dame .....	2021	28	Spiller, C.J. (RB) — Clemson .....	2015-16
89	Ryan, Sean (TE) — Boston College .....	2008	47	Spivey, Mike (CB) — Colorado .....	1980-81
54	Ryzcek, Paul (C) — Virginia .....	1981	43	Sproles, Darren (RB) — Kansas State .....	2011-13
			16	Stabler, Ken (QB) — Alabama .....	1982-84
			89	Stachelski, Dave (TE) — Boise State .....	2000-01
			83	Stallworth, Donté (WR) — Tennessee .....	2002-05
			76, 95	Stallworth, Taylor (DT) — South Carolina .....	2018-19
99	Sagapolutele, Pio (DT) — San Diego State .....	1997	90	Stanley, Israel (DE) — Arizona State .....	1995
68	Saindon, Pat (G) — Vanderbilt .....	1986	72	Stanley, Montavious (DT) — Louisville .....	2008
73	Sandeman, Bill (T) — Pacific .....	1967	32	Stauch, Scott (RB) — UCLA .....	1981
17	Sanders, Emmanuel (WR) — Southern Methodist .....	2020	27	Stecker, Aaron (RB) — Western Illinois .....	2004-08
74	Sanderson, Scott (G/T) — Washington State .....	2001-02	32	Stemnick, Greg (CB) — Colorado State .....	1983
38,33	Sanford, Jamarca (S) — Mississippi .....	2014-15	27	Stevens, Howard (RB) — Louisville .....	1973-74
51	Saul, Bill (LB) — Penn State .....	1969	22	Stewart, Jimmy (S) — Tulsa .....	1977
18	Saunders, Jalen (WR) — Oklahoma .....	2014	87	Stickles, Monty (TE) — Notre Dame .....	1968
93,95	Savage, Josh (DE) — Utah .....	2007-08	26	Stills, Terry (G) — Wisconsin .....	1976-77
85	Savick, Nokie (TE) — Louisiana State .....	1997	68	Stills, Kenny (WR) — Oklahoma .....	2013-14, 2021
83	Scales, Greg (TE) — Wake Forest .....	1988-91	84, 12	Stinchcomb, Jon (T) — Georgia .....	2003-04, 06-10
21	Scarpati, Joe (DB) — North Carolina State .....	2000	55	Stincio, Tom (LB) — Michigan .....	1972
24	Scott, Bryan (S) — Penn State .....	1976	71	Stokes, Fred (DE) — Georgia Southern .....	1996
63	Schmidt, Roy (G) — Long Beach State .....	1967-68	52	Stonebreaker, Mike (LB) — Notre Dame .....	1994
40	Schmidt, Terry (CB) — Ball State .....	1974-75	37	Stonebreaker, Steve (LB) — Detroit .....	1967-68
65	Schreiber, Adam (G) — Texas .....	1985	23	Stoutmire, Omar (S) — Fresno State .....	2006
33	Schultz, Randy (RB) — Northern Iowa .....	1967-68	49	Stowers, Tommie (TE) — Missouri .....	1992-93
71	Schumacher, Kurt (G) — Ohio State .....	1975-77	33	Strachan, Mike (RB) — Iowa State .....	1975-80
48	Schwartz, Don (S) — Washington State .....	1978-80	58	Strand, Eli (G) — Iowa State .....	1967
60	Schweda, Brian (DE) — Kansas .....	1967-68	91	Street, Kenlavius (DT) — North Carolina State .....	2022
74	Scifres, Steve (T) — Wyoming .....	1999	64	Strief, Zach (T) — Northwestern .....	2006-17
12	Scott, Bobby (QB) — Tennessee .....	1973-82			

## S



# HISTORY

# ALL-TIME ROSTER



42	Strong, Jim (RB) — Houston.....	1971-72
41	Strong, William (CB) — North Carolina State.....	1995-96
54	Stupar, Nate (LB) — Penn State.....	2016-17
73	Sturm, Jerry (T/C) — Illinois.....	1967-70
68	Sturt, Fred (G) — Bowling Green.....	1978-81
97	Sullivan, Johnathan (DT) — Georgia.....	2003-05
58	Summers, Ty (LB) — TCU.....	2022
43	Sunseri, Vinnie (S) — Alabama.....	2014
60	Sutherland, Doug (G) — Wisconsin-Superior.....	1970
20	Sutton, Jon (CB) — New Mexico.....	1987
29	Sutton, Reggie (CB) — Miami (Fla.).....	1987-88
27	Swann, Damian (CB) — Georgia.....	2015
36	Swearinger Sr., D.J. (DB) — South Carolina.....	2019-20
14	Sweetan, Karl (QB) — Wake Forest.....	1968
38	Sweeting, Rod (CB) — Georgia Tech.....	2013
56	Swilling, Pat (LB) — Georgia Tech.....	1986-92
79	Swinney, Clovis (DT) — Arkansas State.....	1970
69	Swoopes, Pat (DT) — Mississippi State.....	1987-89
15	Szaro, Rich (K) — Harvard.....	1975-78
88	Szymkowski, Dave (WR) — West Texas A&M.....	1968

## T

72	Talbert, Don (T) — Texas.....	1969-70
14	Tanner, Andy (WR) — Midwestern State.....	2013
55	Tapp, Darryl (DE) — Virginia Tech.....	2016
15	Tate, Brandon (WR) — North Carolina.....	2018
27	Taylor, Alontae (CB) — Tennessee.....	2022
22	Taylor, Derrick (S) — North Carolina State.....	1987
71	Taylor, James (T) — Missouri.....	1978-81
31	Taylor, Jim (RB) — Louisiana State.....	1967
29	Taylor, Keith (S) — Illinois.....	1992-93
77	Taylor, Mike (T) — Southern California.....	1969-70
65	Tennant, Matt (C/G) — Boston College.....	2010-11
51	Te'o, Manti (LB) — Notre Dame.....	2017-19
78	Terrell, Daryl (T) — Southern Mississippi.....	1999-2001
50	Terry, Corey (LB) — Tennessee.....	2000
86	Thaxton, James (TE) — Tennessee State.....	1976-77
35	Therezie, Robenson (S) — Auburn.....	2016
28	Thomas, Anthony (RB) — Michigan.....	2005
23	Thomas, Charlie (KR) — Tennessee State.....	1975
85	Thomas, Curtland (WR) — Missouri.....	1987
85	Thomas, David (TE) — Texas.....	2009-12
22	Thomas, Fred (CB) — Tennessee-Martin.....	2000-07
79	Thomas, Henry (G) — Texas State.....	1987
99	Thomas, Hollis (DT) — Northern Illinois.....	2006-08
89	Thomas, Joe (WR) — Mississippi Valley State.....	1987
33	Thomas, Joey (CB) — Montana State.....	2005
14	Thomas, Levon (WR) — Georgia Tech.....	2005
13	Thomas, Michael (WR) — Ohio State.....	2016-20, 2022-
23	Thomas, Pierre (RB) — Illinois.....	2007-14
17	Thomas, Speedy (WR) — Utah.....	1973-74
89	Thompson, Aundra (WR) — Texas A&M-Commerce.....	1981-82
37	Thompson, Bennie (S) — Grambling.....	1989-91
27	Thompson, Bobby (S) — Arizona.....	1969
32, 31	Thompson, Bryce (DB) — Tennessee.....	2021-22
65	Thompson, Dave (T) — Clemson.....	1974-75
96	Thorp, Don (DT) — Illinois.....	1984
76	Throckmorton, Calvin (OL) — Oregon.....	2021-
33	Thurman, Junior (DB) — Southern California.....	1987
82	Tice, John (TE) — Maryland.....	1983-92
74	Tilleman, Mike (DT) — Montana.....	1967-70
71	Tillman, Faddie (DT) — Boise State.....	1972
11, 14	Todd, Richard (QB) — Alabama.....	1984-85
54	Toles, Alvin (LB) — Tennessee.....	1985-88
11	Tolliver, Billy Joe (QB) — Texas Tech.....	1998-2000
63	Tom, Cameron (C) — Southern Mississippi.....	2017-18, 2020
90	Tomich, Jared (DE) — Nebraska.....	1997-2000
88	Toon, Nick (WR) — Wisconsin.....	2013-14
24	Torrence, Leigh (CB) — Stanford.....	2008-11
72	Toussaint, Darrell (DB) — Northwestern State.....	1987
31	Townes, Willie (DE) — Tulsa.....	1970
65	Traplo, Steve (G) — Boston College.....	1987-90, 92
82	Traulman, Adam (TE) — Dayton.....	2020-22
31	Trufant, Desmond (CB) — Washington.....	2021
57	Trusnik, Jason (LB) — Ohio Northern.....	2016
54	Tubbs, Winfred (LB) — Texas.....	1994-97
26	Tuipala, Joe (LB) — San Diego State.....	1999
58	Tullis, Willie (CB) — Troy State.....	1985-86
68	Turley, Kyle (G/T) — San Diego State.....	1998-2002
97	Tumbull, Renaldo (DE/LB) — West Virginia.....	1990-96
88	Turner, Floyd (WR) — Northwestern State.....	1989-93
78	Turner, Landon (OL) — North Carolina.....	2016

78	Turner, Landon (OL) — North Carolina.....	2016
98	Turner, Payton (DE) — Houston.....	2021-
99	Tuttle, Shy (DT) — Tennessee.....	2019-22
86	Twyner, Gunnard (WR) — Western Illinois.....	1997
42	Tyler, Toussaint (RB) — Washington.....	1981-82

## U

62	Uhlenhake, Jeff (C) — Ohio State.....	1994-95
60	Unger, Max (C) — Oregon.....	2015-18

## V

32	Vaccaro, Kenny (S) — Texas.....	2013-17
35	Van Wagner, Jim (FB) — Michigan Tech.....	1978
52	Vanderbundt, Skip (LB) — Oregon State.....	1978
86	Vander Laan, Jason (TE) — Ferris State.....	2019
38	Vandersee, Phil (LB) — Massachusetts.....	1967
81	Vannett, Nick (TE) — Ohio State.....	2021-22
79	Verdon, Jimmy (DE) — Arizona State.....	2005
66	Versteegen, Mike (G) — Wisconsin.....	1995-97
51	Vilma, Jonathan (LB) — Miami (Fla.).....	2008-13
62	Virgil, Lawrence (NT) — Valdosta State.....	2014

## W

30	Wade, Trevin (CB) — Arizona.....	2013
70	Wagner, Terrence (C) — Sacramento State.....	2003
87	Wainright, Frank (TE) — Northern Colorado.....	1991-93
83	Walker, Dwight (WR) — Nicholls State.....	1987
78	Walker, Jeff (G) — Memphis.....	1988-89
80	Walker, Mike (DE) — Tulane.....	1971
75, 97	Walker, Tyrunn (DT/DE) — Tulsa.....	2012-14, 2018
85	Walls, Wesley (TE) — Mississippi.....	1994-95
4	Walsh, Steve (QB) — Miami (Fla.).....	1990-93
21	Ward, Carl (S) — Michigan.....	1969
72	Ward, Chris (T) — Ohio State.....	1984
58	Ward, Phillip (LB) — UCLA.....	2000
67	Warford, Larry (G) — Kentucky.....	2017-19
98	Warner, Ron (LB) — Kansas.....	1998
73	Warren, Frank (DE) — Auburn.....	1981-89, 91-94
42	Warren, Pierre (S) — Jacksonville State.....	2014
55	Washington, Dave (LB) — Alcorn State.....	1980
27, 24	Washington, Dwayne (RB) — Washington.....	2018-22
26	Washington, Mickey (CB) — Texas A&M.....	1997
99	Waters, Anthony (LB) — Clemson.....	2009-10
88	Waters, Mike (TE) — San Diego State.....	1987
82	Watson, Benjamin (TE) — Georgia.....	2013-15, 2018
55	Watson, Courtney (LB) — Notre Dame.....	2004-05
67	Watson, John (T) — Oklahoma.....	1977-79
61	Watson, Mike (T) — Miami (Ohio).....	1977
49	Wattlet, Frank (S) — Kansas State.....	1981-87
44	Waymer, Dave (DB) — Notre Dame.....	1980-89
42, 24	Weary, Fred (CB) — Florida.....	1998-2001
7	Weatherford, Steve (P) — Illinois.....	2006-08
85	Weatherspoon, Cephus (WR) — Fort Lewis College.....	1972
28	Webb, B.W. (CB) — William & Mary.....	2016
56	Weissenhofer, Ron (LB) — Notre Dame.....	1987
42	Welch, Claxton (RB) — Oregon.....	1970
54	Wendryhoski, Joe (C) — Illinois.....	1967-68
20	Werner, Pete (LB) — Ohio State.....	2021-
91	Westbrooks, Ethan (DT) — West Texas A&M.....	2021
60	Westbrooks, Greg (LB) — Colorado.....	1975-77
84	Wheatley, Austin (TE) — Iowa.....	2000
39	Wheelwright, Ernie (RB) — Southern Illinois.....	1967-70
86	Whitaker, Creston (WR) — North Texas.....	1972
24	White, Corey (CB/S) — Samford.....	2012-14
17	White, Kevin (WR) — West Virginia.....	2021-22
79	White, Mitch (T) — Oregon State.....	2001
96	Whitehead, Willie (DE/DT) — Auburn.....	1999-2006
23	Whitsell, Dave (CB) — Indiana.....	1967-69
59	Whittingham, Fred (LB) — Cal Poly-San Luis Obispo.....	1967-68
23	Whittle, Ricky (RB) — Oregon.....	1996
66	Wickert, Tom (G) — Washington State.....	1975-76
49	Wicks, Bob (WR) — Utah State.....	1974
47	Wilcox, Josh (TE) — Oregon.....	1998-99
99	Wilkinson, Jimmy (DE) — Oklahoma.....	2010
94	Wilks, Jim (DE/DT) — San Diego State.....	1981-93
82	Williams, Boo (TE) — Arkansas.....	2001-04
51	Williams, Brian (LB) — Southern California.....	2001
88	Williams, Brooks (TE) — North Carolina.....	1978-81
61	Williams, Del (G) — Florida State.....	1967-73





# ALL-TIME NUMERICAL ROSTER



**0**  
Obert Logan (S) ..... 1967

**00**  
Ken Burrough (WR) ..... 1970

**1**  
Gary Yepremian (K) ..... 1979  
Benny Ricardo (K) ..... 1980-81  
Martin Gramatica (K) ..... 2007-08  
Marquez Callaway (WR) ..... 2021-22

**2**  
Chip Lohmiller (K) ..... 1995  
Aaron Brooks (QB) ..... 2000-05  
Olindo Mare (K) ..... 2007  
John Kasay (K) ..... 2011  
Zach Hocker (K) ..... 2015  
Jameis Winston (QB) ..... 2020-

**3**  
Skip Butler (K) ..... 1971  
John Leypoldt (K) ..... 1978  
Bobby Hebert (QB) ..... 1985-89, 91-92  
Mark Royals (P) ..... 1997-98  
John Carney (K) ..... 2001-06, 09-10  
Tyler Palko (QB) ..... 2007  
Joey Harrington (QB) ..... 2008  
Shayne Graham (K) ..... 2013-14  
Matt Flynn (QB) ..... 2015  
Wii Lutz (K) ..... 2016-20, 2022-

**4**  
Mike Cofer (K) ..... 1987  
Steve Walsh (QB) ..... 1990-93  
Klaus Wilmsmeyer (P) ..... 1995-96  
Toby Gowin (P) ..... 2000-02  
Todd Bouman (QB) ..... 2003-05  
Billy Cundiff (K) ..... 2006  
Glenn Pakulak (P) ..... 2008  
Sean Canfield (QB) ..... 2010-11  
Ryan Griffin (QB) ..... 2013-14  
Brandon Fields (P) ..... 2015  
Blake Gillikin (P) ..... 2021-22

**5**  
Florian Kampf (K) ..... 1987  
Heath Shuler (QB) ..... 1997-98  
Adrian McPherson (QB) ..... 2005  
Taylor Mehlhaff (K) ..... 2008  
Garrett Hartley (K) ..... 2008-13  
Kai Forbath (K) ..... 2015  
Joe Callahan (QB) ..... 2016  
Teddy Bridgewater (QB) ..... 2018-19  
Kwon Alexander (LB) ..... 2021  
Jarvis Landry (WR) ..... 2022

**6**  
Tommy Barnhardt (P) ..... 1987, 89-94, 99  
Dirk Johnson (P) ..... 2002  
Thomas Morstead (P) ..... 2009-20  
Aldrick Rosas (K) ..... 2021  
Cody Parkey (K) ..... 2021  
Brian Johnson (K) ..... 2021  
Blake Bortles (QB) ..... 2021  
Marcus Maye (S) ..... 2022-

**7**  
Toni Linhart (K) ..... 1972  
Guy Benjamin (QB) ..... 1980  
Morten Andersen (QB) ..... 1982-94  
Danny Wuerffel (QB) ..... 1997-99  
Steve Weatherford (P) ..... 2006-08  
Ben Graham (P) ..... 2008  
Luke McCown (QB) ..... 2013-16

Taysom Hill (QB/TE) ..... 2017-

**8**  
Archie Manning (QB) ..... 1971-75, 77-82

**9**  
Happy Feller (K) ..... 1972-73  
George Winslow (P) ..... 1989  
Tommy Kramer (QB) ..... 1990  
Jake Delhomme (QB) ..... 1998-99  
Drew Brees (QB) ..... 2006-20

**10**  
Charlie Durkee (K) ..... 1967-68, 71-72  
Julian Fagan (P) ..... 1970-72  
Steve O'Neal (P) ..... 1973  
Bobby Douglass (QB) ..... 1976-77  
Tom Jurich (K) ..... 1978  
Steve Mike-Mayer (K) ..... 1978  
Brian Hansen (P) ..... 1984-88  
Tommy Barnhardt (P) ..... 1987, 89-94  
Cary Blanchard (K) ..... 1992  
Doug Brien (K) ..... 1995-2000  
Jamie Martin (QB) ..... 2006-07  
Skyler Green (WR) ..... 2008  
Chase Daniel (QB) ..... 2009-12  
Brandin Cooks (WR) ..... 2014-16  
Chase Daniel (QB) ..... 2017  
Tre Quan Smith (WR) ..... 2018-

**11**  
Ronnie South (QB) ..... 1968  
Jim Ninowski (QB) ..... 1969  
Bivian Lee (CB) ..... 1971-75  
Ed Burns (QB) ..... 1978-80  
Richard Todd (QB) ..... 1984  
John Fourcade (QB) ..... 1987-90  
Billy Joe Tolliver (QB) ..... 1998-2000  
Jason File (QB) ..... 2006  
Mark Brunell (QB) ..... 2008-09  
Corey Fuller (WR) ..... 2016  
Tommylee Lewis (WR) ..... 2017-18  
Deonte Harty (WR/RS) ..... 2019-22

**12**  
Tom McNeill (P) ..... 1967-69  
Bobby Scott (QB) ..... 1973-82  
Babe Laufenberg (QB) ..... 1986  
Kevin Ingram (QB) ..... 1987  
Billy Joe Hobert (QB) ..... 1997-99  
Jake Delhomme (QB) ..... 2000-02  
Marques Colston (WR) ..... 2006-15  
Marquez Callaway (WR) ..... 2020  
Kenny Sills (WR) ..... 2021  
Chris Olave (WR) ..... 2022-

**13**  
Larry Cipa (QB) ..... 1974-75  
McCleskey, J.J. (WR/S) ..... 1993  
Doug Nussmeier (QB) ..... 1994-97  
Kerry Collins (QB) ..... 1998  
Rod Harper (WR) ..... 2009  
Joseph Morgan (WR) ..... 2012, 2014-15  
Michael Thomas (WR) ..... 2016-20, 2022-

**14**  
Karl Sweetan (QB) ..... 1968  
Edd Hargett (QB) ..... 1969-72  
Russell Erxleben (K/P) ..... 1979-83  
Richard Todd (QB) ..... 1985  
Tim Roldan (QB) ..... 1987  
Tom Hodson (QB) ..... 1995-96  
J.T. O'Sullivan (QB) ..... 2002-04  
Levon Thomas (WR) ..... 2005  
Andy Tanner (WR) ..... 2013  
Tommylee Lewis (WR) ..... 2020  
Mark Ingram II (RB) ..... 2021  
Andy Dalton (QB) ..... 2022

**15**  
Gary Cuozzo (QB) ..... 1967  
Charlie Durkee (K) ..... 1967-68, 71-72  
Bob Davis (QB) ..... 1973  
Donnie Gibbs (P) ..... 1974  
Rich Szaro (K) ..... 1975-78  
Toni Fritsch (K) ..... 1982  
Courtney Roby (WR) ..... 2008-12  
Seantavius Jones (WR) ..... 2014-15  
Brandon Tate (WR) ..... 2018  
Brandon Marshall (WR) ..... 2018  
Simmie Cobbs Jr. (WR) ..... 2018  
Trevor Siemian (QB) ..... 2020-21

**16**  
Bo Burris (S) ..... 1967-69  
Steve Ramsey (QB) ..... 1970  
Ken Stabler (QB) ..... 1962-84  
Tom Blanchard (P) ..... 1974-78  
Mike Buck (QB) ..... 1990-93  
Lance Moore (WR) ..... 2005-13  
Brandon Coleman (WR) ..... 2014-17  
Bennie Fowler III (WR) ..... 2020  
Ian Book (QB) ..... 2021  
Jake Luton (QB) ..... 2022

**17**  
Billy Kilmer (QB) ..... 1967-70  
Rick Partridge (P) ..... 1979  
Speedy Thomas (WR) ..... 1973-74  
Jim Everett (QB) ..... 1994-96  
Mitch Berger (P) ..... 2003-05  
Greg Camarillo (WR) ..... 2012  
Robert Meachem (WR) ..... 2007-11, 13-14  
T.J. Graham (WR) ..... 2015  
Emmanuel Sanders (WR) ..... 2020  
Kevin White (WR) ..... 2021-22

**18**  
Hugo Houlas (S) ..... 1970-72  
Dave Wilson (QB) ..... 1981, 83-89  
Wade Wilson (QB) ..... 1993-94  
Terry Guesz (WR) ..... 1996  
Jeff Blake (QB) ..... 2000-01  
Phil McGeoghan (WR) ..... 2003  
Terrance Copper (WR) ..... 2006-08  
Saalim Hakim (WR) ..... 2012  
Jalen Saunders (WR) ..... 2014  
Garrett Grayson (QB) ..... 2015  
Jake Kumerow (WR) ..... 2020  
Easop Winston Jr. (WR) ..... 2021  
Keith Kirkwood (WR) ..... 2018-19, 2022-

**19**  
Gary Wood (QB) ..... 1967  
Tom Dempsey (K) ..... 1969-70  
Bill McCiard (K) ..... 1973-75  
Guido Merkens (QB/WR/DB) ..... 1980-85  
Reid Bech (WR) ..... 1998  
Alonzo Johnson (WR) ..... 1998  
Charlie Jones (WR) ..... 2000  
Devery Henderson (WR) ..... 2004-12  
Jake Lampanman (WR) ..... 2016  
Ted Ginn Jr. (WR) ..... 2017-19  
Brett Maher (K) ..... 2021  
Chris Harris Jr. (CB) ..... 2022

**20**  
George Youngblood (S) ..... 1967-68  
Delles Howell (CB) ..... 1970-72  
John Wood (DE) ..... 1973  
Eric Felton (CB) ..... 1978-80  
Russell Gary (S) ..... 1981-86  
John Sulton (CB) ..... 1987  
Othello Henderson (S) ..... 1993-94  
Derek Brown (RB) ..... 1995-96  
Earl Little (CB) ..... 1998  
Terry Allen (RB) ..... 2000  
Jay Bellamy (S) ..... 2001-07  
Randall Gay (CB) ..... 2008-10

# ALL-TIME NUMERICAL ROSTER



Joique Bell (RB) ..... 2011  
 A.J. Davis (CB) ..... 2012  
 Brian Dixon (CB) ..... 2014-16  
 Ken Crawley (CB) ..... 2017-19  
 Janoris Jenkins (CB) ..... 2019-20  
 Pete Werner (LB) ..... 2021-

## 21

John Douglas (CB) ..... 1967-68  
 Carl Ward (S) ..... 1969  
 Joe Scarpati (DB) ..... 1970  
 Reynaud Moore (CB) ..... 1971  
 Nate Ramsey (S) ..... 1973  
 Ken Reeves (CB) ..... 1974  
 Greg Boyd (S) ..... 1974  
 David Gray (DB) ..... 1979  
 John Krimm (S) ..... 1982  
 Earl Johnson (CB) ..... 1985  
 Dalton Hilliard (RB) ..... 1987-93  
 Derek Brown (RB) ..... 1993-94  
 Eric Allen (CB) ..... 1995-97  
 Earl Little (CB) ..... 1999  
 Robert Williams (CB) ..... 1999  
 Steve Israel (CB) ..... 2001  
 Dale Carter (CB) ..... 2002-03  
 Jason Craft (CB) ..... 2004-08  
 Terrence Holt (S) ..... 2008  
 Mike Bell (RB) ..... 2009  
 Julius Jones (RB) ..... 2010  
 Keenan Lewis (CB) ..... 2015  
 De'vante Harris (CB) ..... 2016-17  
 Patrick Robinson (CB) ..... 2011-14, 2018-20  
 Bradley Roy (CB) ..... 2021-

## 22

Charlie Brown (RB) ..... 1967-68  
 Gary Lewis (RB) ..... 1970  
 Elijah Pitts (RB) ..... 1970  
 D'Artagnan Martin (CB) ..... 1971  
 Howard Stevens (RB) ..... 1973-74  
 Benny Johnson (CB) ..... 1976  
 Ricky Ray (CB) ..... 1979-80  
 Tyrone Anthony (RB) ..... 1984-85  
 Van James (CB) ..... 1986-88  
 Derrick Taylor (S) ..... 1987  
 Michael Mayes (CB) ..... 1989  
 Gill Fenerty (RB) ..... 1990-91  
 Brad Muster (FB) ..... 1993-94  
 Lorenzo Neal (FB) ..... 1995-96  
 Tyrone Drakeford (CB) ..... 1998-99  
 Fred Thomas (CB) ..... 2000-07  
 Tracy Porter (CB) ..... 2008-11  
 C.J. Gardner-Johnson (DB) ..... 2019-21  
 Mark Ingram II (RB) ..... 2013-18, 2022

## 23

Dave Whitsell (CB) ..... 1967-69  
 Doug Wyatt (S) ..... 1970-72  
 Joe Profit (RB) ..... 1973  
 Charlie Thomas (KR) ..... 1975  
 Craig Cassidy (DB) ..... 1977  
 James Marshall (DB) ..... 1980  
 Buford Jordan (FB) ..... 1986-92  
 Lorenzo Neal (FB) ..... 1993-94  
 Ricky Whittle (RB) ..... 1996  
 Chris Hewitt (S) ..... 1997-99  
 Devin Mathis (CB) ..... 2000-01  
 Victor Green (S) ..... 2003  
 Fred Booker (CB) ..... 2005  
 Omar Stoutmire (S) ..... 2006  
 Pierre Thomas (RB) ..... 2007-14  
 Marcus Murphy (RB/RS) ..... 2015-16  
 Marshon Lattimore (CB) ..... 2017-

## 24

Elijah Nevett (CB) ..... 1967-70  
 Margene Adkins (WR) ..... 1972  
 Joe Williams (RB) ..... 1972  
 Johnny Fuller (S) ..... 1973-75  
 Clarence Chapman (CB) ..... 1976-80  
 Marvin Lewis (RB) ..... 1982  
 Terry Hoage (DB) ..... 1984-85  
 Scott Woerner (DB) ..... 1987

Milton Mack (CB) ..... 1987-91  
 Derek Brown (RB) ..... 1993  
 Mario Bates (RB) ..... 1994-97  
 Rob Kelly (S) ..... 1998  
 Fred Weary (CB) ..... 1999-2001  
 Monty Montgomery (S) ..... 2004  
 Dwight Smith (S) ..... 2005  
 Bryan Scott (S) ..... 2006  
 Chris Barclay (RB) ..... 2007  
 Leigh Torrence (CB) ..... 2008-11  
 Corey White (CB/S) ..... 2012-14  
 Kyle Wilson (CB) ..... 2015  
 Sterling Moore (CB) ..... 2016-17  
 Vonn Bell (S) ..... 2018-19  
 Dwayne Washington (RB) ..... 2020-22

## 25

Jerry Simmons (WR) ..... 1967  
 Al Dodd (WR) ..... 1969-71  
 Jerry Moore (S) ..... 1973-74  
 Leon McQuay (RB) ..... 1976  
 Wade Bosarge (DB) ..... 1977  
 Johnnie Poe (CB) ..... 1981-87  
 Fred McAfee (RB) ..... 1991-93, 2001-05  
 Alex Molden (CB) ..... 1996-2000  
 Reggie Bush (RB) ..... 2006-10  
 Rafael Bush (S) ..... 2012-15, 17  
 P.J. Williams (CB) ..... 2016  
 Mike Gillislee (RB) ..... 2018  
 Eli Apple (CB) ..... 2018-19  
 Ken Crawley (CB) ..... 2020-21  
 Daniel Sorensen (S) ..... 2022

## 26

Jimmy Heidel (S) ..... 1967  
 Joe Don Looney (RB) ..... 1969  
 Richard Harvey, Sr. (DB) ..... 1971  
 Steve Rogers (RB) ..... 1975  
 Jimmy Stewart (S) ..... 1977  
 Jitter Fields (PR) ..... 1984  
 Willie Tullis (CB) ..... 1985-86  
 Vance Dawsey (WR) ..... 1987  
 Stacey Buck (DB) ..... 1990-95  
 Mickey Washington (CB) ..... 1997  
 Lamar Smith (RB) ..... 1999  
 Corey Harris (CB) ..... 2000  
 Fred McAfee (RB) ..... 2000  
 Duuce McAllister (RB) ..... 2001-09  
 P.J. Williams (CB) ..... 2017-22

## 27

Walt Roberts (WR) ..... 1967  
 Bobby Thompson (S) ..... 1969  
 Rod McNeill (RB) ..... 1974-75  
 Ray Brown (S) ..... 1978-80  
 Greg Stenrick (CB) ..... 1983  
 Antonio Gibson (S) ..... 1986-89, 92  
 Reginald Jones (CB) ..... 1991-94  
 Selwyn Jones (CB) ..... 1994  
 Vashone Adams (S) ..... 1997  
 Rob Kelly (S) ..... 2000  
 Ken Irvin (CB) ..... 2002  
 James Fenderson (RB) ..... 2002-03  
 Aaron Stecker (RB) ..... 2004-08  
 Edwin Baker (RB) ..... 2014  
 Damian Swann (CB) ..... 2015  
 Jonathan Williams (RB) ..... 2017-18  
 Dwayne Washington (RB) ..... 2018-19  
 Malcolm Jenkins (CB/S) ..... 2009-13, 20-21  
 Alontae Taylor (CB) ..... 2022

## 28

Ross Fichtner (S) ..... 1968  
 Don Shy (RB) ..... 1969  
 James Ford (RB) ..... 1971-72  
 Alvin Maxson (RB) ..... 1974-76  
 Bill Hurley (DB) ..... 1982-83  
 Greg Harding (DB) ..... 1984  
 Gene Atkins (S) ..... 1987-93  
 Derrick Hoskins (S) ..... 1996  
 Troy Davis (RB) ..... 1997-99  
 Chris Oldham (S) ..... 2000-01

Curtis Keaton (RB) ..... 2002  
 Deveron Harper (DB) ..... 2003-04  
 Sideeq Shabazz (S) ..... 2005  
 Anthony Thomas (RB) ..... 2005  
 DeJuan Groce (CB) ..... 2006  
 Usama Young (CB/S) ..... 2008-10  
 Mark Ingram II (RB) ..... 2011-12  
 Keenan Lewis (CB) ..... 2013-14  
 C.J. Spiller (RB) ..... 2015-16  
 B.W. Webb (CB) ..... 2016  
 Adrian Peterson (RB) ..... 2017  
 Devine Ozigbo (RB) ..... 2021  
 Latavius Murray (RB) ..... 2019-20, 2022  
 Jordan Howard (RB) ..... 2022  
 David Johnson (RB) ..... 2022

## 29

Ray Ogden (WR) ..... 1967  
 Gene Howard (CB) ..... 1968-70  
 Billie Hayes (CB) ..... 1972  
 Maurice Spencer (CB) ..... 1974-76, 78  
 Rodney Lewis (CB) ..... 1982-84  
 Reggie Sutton (CB) ..... 1987-88  
 Under Johnson (RB) ..... 1989  
 Vencie Glenn (S) ..... 1991  
 Keith Taylor (S) ..... 1992-93  
 Vinnie Clark (CB) ..... 1994  
 Mark McMillian (CB) ..... 1996  
 Sammy Knight (S) ..... 1997-2002  
 Keyuo Craver (CB) ..... 2003  
 Josh Bullocks (S) ..... 2005-08  
 Chris McAlister (CB) ..... 2009  
 Marcus McCauley (CB) ..... 2009  
 Herana-Daze Jones (S) ..... 2009  
 Chris Ivory (RB) ..... 2010-12  
 Khiry Robinson (RB) ..... 2013-15  
 John Kuhn (FB) ..... 2016-17  
 Kurt Coleman (S) ..... 2018  
 Johnson Bademosi (CB) ..... 2019  
 Paulson Adebode (CB) ..... 2021-

## 30

Les Kelley (RB) ..... 1967-69  
 Bob Shaw (WR) ..... 1970  
 Bill Harris (RB) ..... 1971  
 Emie Jackson (CB) ..... 1972-77  
 Wayne Wilson (FB) ..... 1979-86  
 Vincent Alexander (FB) ..... 1987  
 Cedric Smith (FB) ..... 1991  
 Anthony Newman (S) ..... 1995-97  
 Je'Rod Cherry (DB) ..... 1998-99  
 Chad Morton (RB) ..... 2000  
 Fred McAfee (RB) ..... 2006  
 Lynnell Hamilton (RB) ..... 2008-09  
 Trevin Wade (CB) ..... 2013  
 Don Jones (S) ..... 2015  
 Akeem Davis (S) ..... 2015  
 Chris Owens (CB) ..... 2015  
 Erik Harris (DB) ..... 2016  
 Dexter McDougle (DB) ..... 2017  
 Ricky Ortiz (FB) ..... 2019  
 Grant Haley (CB) ..... 2020  
 Justin Evans (DB) ..... 2022

## 31

Jim Taylor (RB) ..... 1967  
 Richard Newsome (S) ..... 2001  
 Aaron Glenn (CB) ..... 2008  
 Pierson Prileau (S) ..... 2009-10  
 Jerome Murphy (CB) ..... 2012  
 Chris Carr (CB) ..... 2013  
 Terrence Frederick (CB) ..... 2013  
 Jarius Byrd (S) ..... 2014-16  
 Chris Banjo (S) ..... 2017-18  
 Desmond Trufant (CB) ..... 2021  
 Bryce Thompson (DB) ..... 2022  
 Eno Benjamin (RB) ..... 2022

## 32

Tom Barrington (RB) ..... 1967-70  
 Lincoln Minor (RB) ..... 1973  
 Jim DeRatt (DB) ..... 1975  
 Kim Jones (FB) ..... 1976-79

# ALL-TIME NUMERICAL ROSTER



Scott Stauch (RB).....	1981
Vernon Perry (S).....	1983
Darrell Toussaint (DB).....	1987
Paul Frazier (RB).....	1989
Mark Lee (CB).....	1991
Vaughn Dunbar (RB).....	1992-94-95
Earnest Hunter (RB).....	1996
Aaron Craver (RB).....	1998-99
Jerald Moore (RB).....	2000
Ki-Jana Carter (RB).....	2003-04
Antowain Smith (RB).....	2005
Jabari Greer (CB).....	2009
Johnny Patrick (CB).....	2011-12
Kenny Vaccaro (S).....	2013-17
T.J. Green (S).....	2019
Michael Burton (FB).....	2020
Bryce Thompson (DB).....	2021
Tyrann Mathieu (S).....	2022

## 33

Randy Schultz (RB).....	1967-68
Steve Preece (DB).....	1969
Mike Strachan (RB).....	1975-80
Kevin Gray (DB).....	1982
Junior Thurman (DB).....	1987
Ernest Spears (S).....	1990
Tyrone Hughes (CB).....	1993-96
Rob Kelly (S).....	1997
Wilmont Perry (RB).....	1998-99
Moran Norris (FB).....	2001-02
Ashley Ambrose (CB).....	2003-04
Jesse Chatman (RB).....	2005
Joey Thomas (CB).....	2005
Keith Joseph (RB).....	2006
Olaniyi Sobomehin (FB).....	2008
Jabari Greer (CB).....	2010-13
Stanley Jean-Baptiste (CB).....	2014
Jamarca Sanford (S).....	2015
Trey Edmunds (RB).....	2017
Saquan Hampton (DB).....	2019
Kirk Merritt (WR).....	2022

## 34

Tony Lorick (RB).....	1968-69
Cosia Bell (TE).....	1971
Jess Phillips (RB).....	1973-74
Tony Galbreath (RB).....	1976-80
Bobby Johnson (DB).....	1983-84-86
Jeff Rodenberger (FB).....	1987
Barry Word (RB).....	1987-88
Craig Heyward (RB).....	1989-92
Ray Zellars (FB).....	1995-98
Ricky Williams (RB).....	1999-2001
Tebucky Jones (S).....	2003-04
Mike McKenzie (CB).....	2005-09
Patrick Robinson (CB).....	2010
Tim Hightower (RB).....	2015-16
Justin Hardee (DB).....	2017-20
Tony Jones Jr. (RB).....	2021-22

## 35

Ted Davis (LB).....	1967-69
Jim Otis (RB).....	1970
Bob Gresham (RB).....	1971-72
Henry Matthews (RB).....	1973
Jim Van Wagner (FB).....	1978
Earl Campbell (RB).....	1984-85
Bobby Morse (FB).....	1989-91
Shane Pahukoa (S).....	1995
Reggie Howard (CB).....	2000
Chris Canty (CB).....	2000
Fakhir Brown (CB).....	2002-05
Jamaal Branch (RB).....	2006-07
David Pittman (CB).....	2008
Michael Lehan (CB).....	2008
DeShawn Wynn (RB).....	2010
Korey Hall (FB).....	2011
Austin Johnson (FB).....	2014-15
Robenson Therize (S).....	2016
Zach Zenner (RB).....	2019
KeiVarae Russell (DB).....	2021

## 36

Don McCall (RB).....	1967-68-70
Dick Davis (RB).....	1970
Vic Nyval (RB).....	1970
Don Burchfield (TE).....	1971
Bob Brown (TE).....	1972-73
Andrew Jones (RB).....	1975-76
Greg Boykin (RB).....	1977
Rueben Mayes (RB).....	1986-88-90
Stanford Jennings (RB).....	1991
Derrick Ned (FB).....	1993-95
Lamar Smith (RB).....	1998, 2003
Corey Harris (CB).....	1999
Michael Hawthorne (CB).....	2000-02
Cory McIntyre (RB).....	2006
Darian Barnes (FB).....	2008
Kyle Eckel (FB).....	2009
Marcus Maile (FB).....	2009
Marcus Ball (S).....	2014
Daniel Lasco (RB).....	2016-17
D.J. Swearinger Sr. (DB).....	2019-20
Jordan Miller (DB).....	2021
Isaac Yadom (DB).....	2022

## 37

Steve Stonebreaker (LB).....	1967-68
Tommy Myers (S).....	1972-81
Mel Gray (RB).....	1986-88
Bennie Thompson (S).....	1989-91
Jimmy Spencer (CB).....	1992-95
Je'Rod Cherry (S).....	1996-97
Chad Cota (S).....	1998
Dino Phillyaw (RB).....	1999
Todd Franz (S).....	2000
Steve Gleason (S).....	2000-06
Matt Giordano (S).....	2010
Jenico Nelson (S).....	2012
Eric Frampton (S).....	2013
Jordan Pugh (S).....	2013
Terrence Frederick (CB).....	2014
Sammy Seamster (CB).....	2015
Tony Carter (CB).....	2015
Chris Barjo (S).....	2016
Arthur Maulet (CB).....	2017-18
Tony Jones Jr. (RB).....	2020

## 38

Phil Vandersa (LB).....	1967
Tony Baker (RB).....	1968-71
Bill Butler (RB).....	1972-74
George Rogers (HB).....	1981-84
Calvin Nicholson (CB).....	1989-91
Donovan Greer (CB).....	1997
Usama Young (CB).....	2007
Greg Fassitt (CB).....	2009
Timothy Lagette (CB).....	2009
Ashley Ambrose (CB).....	1999
Keyou Craver (CB).....	2002-03
Mike McKenzie (CB).....	2004
Kevin Kaeuwilam (S).....	2007-08
DeShawn Wynn (RB).....	2010
Darren Sproles (RB).....	2011-13
Vinnie Sunseri (S).....	2014
Marcus Williams (S).....	2017-21

## 39

Ernie Wheelwright (RB).....	1967-70
Odell Lawson (RB).....	1973-74
Morris LaGrand (RB).....	1975
Brett Maxie (S).....	1985-93
Carl Lee (DB).....	1994
John Covington (S).....	1995
Darren Perry (S).....	2000
Curtis Deloatch (CB).....	2006
Chris Reis (S).....	2007-10
Travis Cadet (RB).....	2012-14
Brandon Browner (CB).....	2015
Taveze Calhoun (CB).....	2016
Demetri Goodson (CB).....	2018
DaMarcus Fields (DB).....	2022

## 40

Earl Gros (RB).....	1970
---------------------	------

Hoyle Granger (RB).....	1971
Terry Schmidt (CB).....	1974-75
Jim Marsalis (S).....	1977
Greg Knafelec (TE).....	1983
Dalton Hilliard (RB).....	1986
Michael Adams (DB).....	1987-88
Robert Massey (CB).....	1989-90
Wes Bender (FB).....	1997
Bravin Powell (FB).....	1999
Mrian Milne (FB).....	2000
Mel Mitchell (S).....	2002, 04-05
Mike Bell (RB).....	2008
Jonathon Amaya (S).....	2011
Chris Carr (CB).....	2013
Brian Leonard (RB).....	2013
Delvin Breaux (CB).....	2015-16

## 41

John Gilliam (WR).....	1967-68,77
Bob Newland (WR).....	1971-74
Jimmy Rogers (RB).....	1980-84
Toi Cook (CB).....	1987-93
William Strong (CB).....	1995-96
Tim Carter (CB).....	2001
Erik Long (FB).....	2014
Roman Harper (S).....	2006-13, 16
Alvin Kamara (RB).....	2017-

## 42

John Gilliam (WR).....	1967-68,1977
Claixon Welch (RB).....	1970
Jim Strong (RB).....	1971-72
Joel Parker (WR).....	1974-75
Chuck Muncie (RB).....	1976-80
Toussaint Tyler (RB).....	1981-82
Dana McLemore (DB).....	1986
Ray Wilson (S).....	1994
Fred Weary (CB).....	1998
Willie Clay (S).....	1999
Jerry Wilson (CB).....	2001-02
Jason David (CB).....	2007-08
Darren Sharper (S).....	2009-10
Isa Abdul Quddus (S).....	2011-13
Pierre Warren (S).....	2014
James Anderson (LB).....	2015
Travis Feeoney (LB).....	2016
Zach Line (FB).....	2017-19
Chase Hansen (LB).....	2020-22

## 43

Dicky Lyons (S).....	1970
Dave Kopay (LB).....	1971
Larry Collins (RB).....	1980
Bobby Fowler (FB).....	1984-85
Garland Jean Batiste (FB).....	1987
Kim Phillips (CB).....	1989
Tyrone Lagette (CB).....	1992-95
Ashley Ambrose (CB).....	1999
Keyou Craver (CB).....	2002-03
Mike McKenzie (CB).....	2004
Kevin Kaeuwilam (S).....	2007-08
DeShawn Wynn (RB).....	2010
Darren Sproles (RB).....	2011-13
Vinnie Sunseri (S).....	2014
Marcus Williams (S).....	2017-21

## 44

George Rose (CB).....	1967
Olie Cordill (P).....	1969
Mike Fink (CB).....	1973
Chris Farasopolos (S).....	1974
Chuck Crist (S).....	1975-77
Dave Waymer (DB).....	1980-89
J.J. McCleskey (WR/S).....	1994-96
Fred McCrary (FB).....	1997
Rob Kelly (S).....	1999
Terrelle Smith (FB).....	2000-03
Mike Karney (FB).....	2004-08
Heath Evans (FB).....	2009-10
Eibert Mack (CB).....	2012
Hau'oli Kikaha (LB/DE).....	2015, 2017

# ALL-TIME NUMERICAL ROSTER



## 45

Jimmy Jordan (RB)	1967
Elbert Kimbrough (S)	1968
Arthur Green (RB)	1972
Pete Althas (S)	1976
Jack Holmes (RB)	1978-82
Tim Wilson (FB)	1983-84
John Williams (FB)	1986
Nate Johnson (RB)	1987
Craig Heyward (RB)	1988
Stan Petry (CB)	1991
Israel Byrd (CB)	1993-95
Jed Collins (FB)	2011-13
Toben Oporum (FB)	2015
Garrett Griffin (TE)	2017-18, 2020-21
Nephi Sewell (LB)	2022

## 46

Danny Abramowicz (WR)	1967-73
Jim Kearney (S)	1976
Hokie Gajan (FB)	1982-85
Sean Lumpkin (S)	1992-96
Kendall Gammon (LS)	1998
Ladell Betts (RB)	2010
Ken Crawley (CB)	2016
Adam Prentice (RB)	2021

## 47

Bruce Cortez (CB)	1967
Marv Woodson (S)	1969
Bill Dusenbery (RB)	1970
Virgil Robinson (RB)	1971-72
Jack DeGrenier (RB)	1974
Mike Spivey (CB)	1980-81
Cliff Austin (RB)	1983
David Rackley (DB)	1985
Dwight Beverly (RB)	1987
Cedric Mack (CB)	1992-93
Travis Davis (S)	1995
Greg Jackson (S)	1996
Josh Wilcox (TE)	1998-99
Kevin Houser (LB)	2000-08
Jake Ingram (LS)	2010
Justin Drescher (LS)	2010-16
Alex Anzalone (LB)	2017-20

## 48

Andy Livingston (RB)	1969-70
Don Schwartz (S)	1978-80
James Anderson (RB)	2002
David Sloan (TE)	2003
Vonta Leach (FB)	2006
Kendall Hunter (RB)	2015
Vonn Bell (S)	2016-17
J.T. Gray (DB)	2018-

## 49

Major Hazelton (DB)	1970
Bob Wicks (WR)	1974
Ralph McGill (S)	1978-79
Artie Owens (WR)	1980
Frank Watalet (S)	1982-93
Tommie Stowers (TE)	1992-93
K.C. Asiudu (LB)	2010
Shloh Keo (S)	2016
Zach Wood (LS)	2017-

## 50

Jake Kupp (G)	1967-75
Ken Bordelon (LB)	1976-77, 79-82
Jack Del Rio (LB)	1985-86
Philip James (C)	1987
John Johnson (LB)	1995
Ink Aleaga (LB)	1997
Kevin Mitchell (LB)	1998-99
Corey Terry (LB)	2000
Phil Clarke (LB)	2001
James Allen (LB)	2002-05
Marvin Mitchell (LB)	2007-10
Olin Kreutz (C)	2011

Curtis Lofton (LB)	2012-14
Stephane Anthony (LB)	2015-17
Gerald Hodges (LB)	2017
Ray Ray Armstrong (LB)	2019
Andrew Dowell (LB)	2020-

## 51

Jim Fraser (P)	1968
Bill Saul (LB)	1969
John Didion (LB/C)	1971-74
Sylvester Croom (C)	1975
Rusty Chambers (LB)	1975-76
Warren Capone (LB)	1976
Ron Crosby (LB)	1978
Stan Holloway (LB)	1980
Whitney Paul (LB)	1982-85
Sam Mills (LB)	1986-94
Larry McCoy (LB)	1987
Ron Childs (LB)	1988
Derrick Barnes (LB)	1997
Phil Clarke (LB)	1999-2000
Brian Williams (LB)	2001
Brian Cox (LB)	2002
Terrence Melton (LB)	2004-06
Brian Simmons (LB)	2007
Jonathan Vilma (LB)	2008-13
Manti Te'o (LB)	2017-19
Cesar Ruiz (G/G)	2020-

## 52

Frank Emanuel (LB)	1970
Harry Jacobs (LB)	1970
John Huard (LB)	1971
Dick Palmer (LB)	1972-73
Mike Lemon (LB)	1975
Skip Vanderbunt (LB)	1978
Jim Kovach (LB)	1979-85
Brian Forde (LB)	1988-91
Mike Stonebreaker (LB)	1994
Richard Harvey, Jr. (LB)	1995-97
Vinson Smith (LB)	1998-99
Sedrick Hodge (LB)	2001-05
Jeff Faine (C)	2006-07
Jonathan Casillas (LB)	2009, 11-12
Kevin Reddick (LB)	2013
Todd Davis (LB)	2014
Moise Fokou (LB)	2014
Craig Robertson (LB)	2016-20
Montravius Adams (DT)	2021
Braxton Hoyett (DT)	2021

## 53

Dave Simmons (LB)	1967
Dick Absher (LB)	1969-71
Billy Hobbs (LB)	1972
Rick Kingree (LB)	1973-77
Tommy Hart (DE)	1980
Sammy Green (LB)	1980
Scott Pelluer (LB)	1981-85
Vaughan Johnson (LB)	1986-93
Keith Fourcade (LB)	1987
Don Davis (LB)	1996-98
Donta Jones (LB)	2000
Roger Knight (LB)	2001-04
T.J. Slaughter (LB)	2005
Mark Simoneau (LB)	2006-08
Stanley Amoux (LB)	2010
Ramon Humber (LB)	2011-15
James Laurinatis (LB)	2016
A.J. Klein (LB)	2017-19
Zack Baun (LB)	2020-

## 54

Joe Wendryhoski (C)	1967-68
Tom Roussel (LB)	1971-72
Dale Lindsey (LB)	1973
Rick Middleton (LB)	1974-75
Pat Hughes (LB)	1977-79
Paul Ryzcek (C)	1981
Ed Simonini (LB)	1982
Alvin Toles (LB)	1985-88
Bliv Roe (LB)	1987

Winfred Tubbs (LB)	1994-97
Ink Aleaga (LB)	1998-99
Darrin Smith (LB)	2000-04
Danny Clark (LB)	2006
Troy Evans (LB)	2007-09
Ramon Humber (LB)	2010
Will Herring (LB)	2011-13
Jo-Lonn Dunbar (LB)	2015
Nate Stupar (LB)	2016-17
Kiko Alonso (LB)	2019
Wynton McManis (LB)	2021
Justin March (LB)	2021

## 55

Jackie Burkett (LB)	1967-70
Jim Flanigan (LB)	1971
Tom Stincic (LB)	1972
Bob Creech (LB)	1973
Don Coleman (LB)	1974-75
Floyd Rice (LB)	1978
Dave Washington (LB)	1980
Rob Naimo (LB)	1981-83
Joe Kohlsbrand (LB)	1985-89
Joe DeForest (LB)	1987
Scott Ross (LB)	1991
Reggie Freeman (LB)	1993
Mark Fields (LB)	1995-2000
DeShone Myles (LB)	2001
Travis Carroll (LB)	2002
Courtney Watson (LB)	2004-05
Scott Fujita (LB)	2006-09
Danny Clark (LB)	2010
Barrett Ruud (LB)	2012
Keyunta Dawson (OLB)	2013
Jonathan Goodwin (C)	2014
Darryl Tapp (DE)	2016
Jonathan Freeny (LB)	2017
Kaden Elliss (LB)	2019-22

## 56

Jim Ferguson (LB)	1968
Hap Farber (LB)	1970
Willie Hall (LB)	1972-73
Lee Gross (C)	1975-77
Rusty Rebowe (LB)	1979-80
Reggie Mathis (LB)	1978-80
Dennis Winston (LB)	1982-85
Pat Swilling (LB)	1986-92
Ron Weissenhofer (LB)	1987
Ernest Dixon (LB)	1994-97
Chris Bordano (LB)	1998-99
Charlie Clemons (LB)	2000-02
Orlando Ruff (LB)	2003-04
Alfred Fincher (LB)	2005-07
Jo-Lonn Dunbar (LB)	2008-11
Jay Richardson (OLB)	2013
Ronald Powell (OLB)	2014
Gerald Hodges (LB)	2017
Michael Mauti (LB)	2015-17
Demario Davis (LB)	2018-

## 57

Mike Morgan (LB)	1969-70
Jim Merlo (LB)	1973-74, 76-79
Larry Coombs (C)	1980
Rickey Jackson (LB)	1981-93
Curtis Holden (LB)	2001
Colby Bowkowitz (LB)	2004-05
Jason Kyle (LS)	2009-10
David Hawthorne (LB)	2012-15
Chris McCain (LB)	2016
Jason Trusnik (LB)	2016
Alex Okafor (DE)	2017-18
Noah Speed (DE)	2019
Jaylyn Holmes (DE)	2021
Christian Ringo (DL)	2022

## 58

Eli Strand (G)	1967
Joe Federspiel (LB)	1972-80
Glen Redd (LB)	1981, 83-86
Scott Leach (LB)	1987
Darion Conner (LB)	1994



# ALL-TIME NUMERICAL ROSTER



Brian Jones (LB).....	1995-96-98
Joe Tupala (LB).....	1999
Phillip Ward (LB).....	2000
Jonathan Jackson (LB).....	2001
J.R. Johnson (LB).....	2002
Cie Grant (LB).....	2003-04
Scott Shanley (LB).....	2006-12
Kyle Knox (LB).....	2013-14
Obum Gwacham (DE).....	2015-16
David Parry (DT).....	2017
Kasim Edehali (DE).....	2017
Stephone Anthony (LB).....	2019
Kwon Alexander (LB).....	2020
Ty Summers (LB).....	2022

## 59

Fred Whittingham (LB).....	1967-68
Wayne Colman (LB).....	1969-74,76
Chuck Evans (LB).....	1980-81
Chris Martin (LB).....	1983
James Campen (C/G).....	1987-88
Rufus Porter (LB).....	1995-96
Keith Mitchell (LB).....	1997-2001
J.J. Jones (LB).....	2002
Derrick Rodgers (LB).....	2003-04
Ronald McKinnon (LB).....	2005
Matt McCoy (LB).....	2007
Anthony Waters (LB).....	2009-10
Nate Bussey (LB).....	2011
Rufus Johnson (OLB).....	2013
Jerry Franklin (ILB).....	2014
Dannel Ellerbe (LB).....	2015-16
Ben Heeneey (LB).....	2017
Sharief Finch (LB).....	2021

## 60

Brian Schweda (DE).....	1967-68
Doug Sutherland (G).....	1970
Carl Cunningham (LB).....	1971
Greg Westbrooks (LB).....	1975-77
Don Reese (DE).....	1978-80
Steve Korfie (C).....	1983-90
Derek Kennard (G).....	1991-93
Craig Novitsky (C/T).....	1994-96
Kendall Gammon (C).....	1997
Robert Hunt (G).....	1999
Ben Archibald (T).....	2005
Tearrius George (DE).....	2008
Nick Leckey (C).....	2009
Brian de la Puente (C).....	2011-13
Max Unger (C).....	2015-18
Patrick Onamah (GT).....	2019

## 61

Del Williams (G).....	1967-73
Mike Watson (T).....	1977
Sam Adams (G).....	1981
Joel Hilgenberg (C/G).....	1984-93
Greg Loberg (G/T).....	1987
Ed King (G).....	1995-97
Montrae Holland (G).....	2003-06
Josh LeRibeus (G).....	2017-18

## 62

Ross Gwinn (G).....	1968
John Hill (C).....	1975-84
Brad Leggett (C).....	1990-91
Jay Hilgenberg (C).....	1993
Jeff Uhlenhake (C).....	1994-95
Kendall Gammon (C).....	1996
Jerry Fontenot (C).....	1997-2003
Lawrence Virgil (NT).....	2014
Nick Easton (G/C).....	2019-20
Austin Reiter (C).....	2021

## 63

Roy Schmidt (G).....	1967-68
Norman Davis (G).....	1969
Steve Baumgartner (DE).....	1973-77
Barry Bennett (DE).....	1978-81
Roger Finnie (T).....	1979
Brad Edelman (G).....	1982-89

Karl Dunbar (DE).....	1993
Donald Willis (G).....	1995-97
Wally Williams (G/C).....	1999-2002
Chad Setterstrom (G).....	2004-05
Cameron Tom (C).....	2017-18, 20

## 64

Ray Hester (LB).....	1971-73
Andy Maurer (G).....	1974
Dave Lafary (T).....	1977-85
Ted Elliott (DT).....	1987
Scott Adams (G).....	1994
Robert Newkirk (DE).....	1999
Kendyl Jacox (G/C).....	2002-05
Zach Strief (T).....	2006-17
Will Clapp (G/G).....	2018-21

## 65

Tom Carr (DE).....	1968
Remi Prudhomme (G/C).....	1971-72
Dave Thompson (T).....	1974-75
Robert Woods (T).....	1977-80
Bob Young (G).....	1981
David Carter (C).....	1984-85
Adam Schreiber (G).....	1985
Steve Trapilo (G).....	1987-90,92
Willie Williams (T).....	1994
Chris Naeole (G).....	1997-2001
LeCharles Bentley (G/C).....	2002-05
Andy Allen (G).....	2007
Matt Tennant (G/C).....	2010-11
Ricky Henry (G).....	2012
Senio Kelemete (C/G).....	2014-17
Michael Ola (T/G).....	2018
Caleb Bennoch (T/G).....	2021
Wyatt Davis (OL).....	2022

## 66

Bill Cody (LB).....	1967-70
Royce Smith (G).....	1972-73
Rocky Rasley (G).....	1974
Tom Wickert (G).....	1975-76
David Knowles (T).....	1977
Conrad Dabler (G).....	1978-79
Louis Oubre (G).....	1982-84
Chuck Commiskey (G).....	1986-88
Larry Williams (G).....	1991
Mike Versteegen (G).....	1995-97
Victor Riley (T).....	2002
Brian Young (DT).....	2004-08
Ben Grubbs (G).....	2012-14
Ryan Seymour (G).....	2015
Jack Allen (OL).....	2016
Forrest Lamp (OL).....	2021
Lewis Kidd (OL).....	2022

## 67

George Harvey (G).....	1967
John Shinner (G).....	1969-71
Bob Kuziel (C).....	1972
Phil LaPorta (T).....	1974-75
John Watson (T).....	1977-79
Stan Brock (T).....	1980-92
Andy McCollum (G).....	1994-98
Bubba Miller (C).....	2002
Jamar Nesbit (G/T).....	2004-09
Ray Willis (T).....	2011
Nick Beaton (T).....	2014
Larry Warford (G).....	2017-19
Landon Young (T).....	2021-

## 68

Richard Neal (DE).....	1969-72,1978
Wimpy Winther (C).....	1972
Terry Stieve (G).....	1976-77
Fred Sturt (G).....	1978-81
Pat Sandon (G).....	1986
Walter Housman (T/G).....	1987
Paul Jetton (G).....	1992-93
Alan Kline (T).....	1994-95
Kyle Turley (G/T).....	1998-2002
Victor Riley (T).....	2003-04

Matt Lehr (C/G).....	2008
William Robinson (T).....	2012
Tim Letto (G/C).....	2013-16
Derrick Kelly II (G/T).....	2020
Josh Andrews (G/C).....	2022

## 69

Oakley Dalton (DT).....	1977
Bill Fifer (G).....	1978
Nat Hudson (G).....	1981
Ralph Williams (G).....	1985-86
Pat Smooles (DT).....	1987-89
Les Miller (DT).....	1991-94
Tom Ackeman (C/G).....	1996-2001
P.J. Alexander (T).....	2003
McKinley Boykin (DT).....	2007
Anthony Hargrove (DL).....	2009-10
Eric Olsen (G/C).....	2012, 2014
Khalif Barnes (OL).....	2016
Anthony Zettel (DL).....	2020
Kyle Murphy (T).....	2021
Jabari Zuniga (DE).....	2022

## 70

Sam Holden (T).....	1971
Craig Robinson (T).....	1972-73
Dave Hubbard (T).....	1977
Mark Meseroll (T).....	1978
Jim Rourke (T).....	1985
Bill Contz (T).....	1986-88
Kevin Haverdink (T).....	1989-91
Chris Port (G/T).....	1991-95
Uhuru Hamiter (DE).....	1998
Marcus Price (T).....	2000-01
Jammal Brown (T).....	2005-09
William Robinson (T).....	2011
Eric Olsen (G).....	2011
Mitchell Loewen (DL).....	2017-19
Michael Ola (T/G).....	2019
Christian Ringo (DT).....	2021
Trevor Penning (T).....	2022-

## 71

Dick Anderson (T).....	1967
Dave McCormick (T).....	1967-68
Willie Townes (DE).....	1970
Faddie Tillman (DT).....	1972
Paul Fersen (T).....	1973-74
Kurt Schumacher (G).....	1975-77
Jeff Winans (DT).....	1976
James Taylor (T).....	1978-81
Petley Perot (G).....	1985
Casey Merrill (DT).....	1986
Ken Kaplan (T).....	1987
Richard Cooper (T).....	1990-95
Fred Stokes (DE).....	1996
Ricky Siglar (T).....	1997-98
Spencer Follau (T).....	2002-04
Kendrick Clancy (DT).....	2007-09
Cedric Brown (T).....	2010-13
Kaleb Eulis (DT).....	2015
Ryan Ramczyk (T).....	2017-

## 72

Earl Leggett (DT).....	1967-68
Don Talbert (T).....	1969-70
Joe Owens (DE).....	1971-75
Jeff Hart (T).....	1976
Mike Fultz (DT).....	1977-80
Leon Gray (T).....	1982-83
Chris Ward (T).....	1984
Jim Dombrowski (G/T).....	1986-96
Trezelle Jenkins (T).....	1997
Wayne Gandy (T).....	2003-05
Montavious Stanley (DT).....	2008
Terron Armstead (T).....	2013-21

## 73

Bill Sandeman (T).....	1967
Jerry Sturm (T/C).....	1967-70
Ray Jones (DB).....	1973
John Mooring (T).....	1974

# ALL-TIME NUMERICAL ROSTER



HISTORY

Joe Campbell (DE) ..... 1977-80  
 Frank Warren (DE) ..... 1981-89, 91-94  
 Isaac Davis (G) ..... 1997  
 Jahri Evans (G) ..... 2006-16  
 Ethan Greenidge (T) ..... 2019-20

## 74

Mike Tilleman (DT) ..... 1967-70  
 Doug Mooers (DE) ..... 1971-72  
 Derland Moore (DT) ..... 1973-85  
 William Leach (G/T) ..... 1987  
 Ted Gregory (DT) ..... 1988  
 Kevin Haverdink (T) ..... 1989-91  
 Cecil Gray (T) ..... 1993  
 Herman Carroll (DE) ..... 1994  
 Clarence Jones (T) ..... 1996-98  
 Steve Scifres (T) ..... 1999  
 Scott Sanderson (G/T) ..... 2001-02  
 Jermon Bushrod (T) ..... 2007-12, 18  
 James Hurst (G/T) ..... 2020-

## 75

Dave McCormick (T) ..... 1967-68  
 Mike Rengel (DT) ..... 1969  
 Mike Richey (T) ..... 1970  
 Mike Crangle (DE) ..... 1972  
 Elex Price (DT) ..... 1973-80  
 Bruce Clark (DE) ..... 1982-88  
 Doug Marrone (G) ..... 1989  
 Baron Rollins (G) ..... 1994  
 Emile Palmer (DT) ..... 1996  
 Julian Pittman (DT) ..... 1998  
 Jermaine Mayberry (G) ..... 2005  
 Mitch King (DT) ..... 2011  
 Tyrunn Walker (DT/DE) ..... 2012-14  
 Andrus Peat (T/G) ..... 2015-

## 76

Dave Rowe (DT) ..... 1967-70  
 Don Morrison (T) ..... 1971-77  
 Kevin Hunt (T) ..... 1978  
 Jim Pietzak (C) ..... 1979-84  
 Dwayne Board (DE) ..... 1988  
 Gene McGuire (C) ..... 1992  
 Rickie Shaw (T) ..... 1993  
 Jeff Davidson (T) ..... 1994  
 Keno Hills (T) ..... 1996-99  
 Tutan Reyes (T) ..... 2000-01  
 Jonathan Goodwin (C) ..... 2006-10  
 Pat McQuistan (T) ..... 2011  
 Akiem Hicks (DT/DE) ..... 2012-15  
 Tony Hills (T) ..... 2015-16  
 Bryce Harris (T) ..... 2017  
 Tony McDaniel (DT) ..... 2018  
 Taylor Stallworth (DT) ..... 2018  
 Calvin Throckmorton (OL) ..... 2021-

## 77

Ray Rissmiller (T) ..... 1967  
 Jim Boeke (T) ..... 1968  
 Mike Taylor (T) ..... 1969-70  
 Dan Goich (DT) ..... 1971  
 Carl Johnson (G) ..... 1972-73  
 Chris Morris (T) ..... 1975  
 Marv Montgomery (T) ..... 1976-77  
 Gary Anderson (G) ..... 1978  
 Jerry Boyarsky (DT) ..... 1981  
 Daren Gilbert (T) ..... 1985-88  
 William Roaf (T) ..... 1993-2001  
 Rodney Leisle (DT) ..... 2004-06  
 Carl Nicks (G) ..... 2008-11  
 Brodrick Bunkley (DT/NT) ..... 2012-14  
 Mike McGlynn (G) ..... 2015  
 John Fullington (OL) ..... 2017  
 Chaz Green (G/T) ..... 2018  
 Derek Newton (T) ..... 2018  
 James Carpenter (G) ..... 2021

## 78

Jerry Jones (T) ..... 1967-69  
 Errol Linden (T) ..... 1969-70  
 Glen Ray Hines (T) ..... 1971-72

Billy Newsome (DE) ..... 1973-74  
 Elois Grooms (DE) ..... 1975-81  
 Kelvin Clark (G) ..... 1982-85  
 Shawn Knight (DE) ..... 1987  
 Jeff Walker (G) ..... 1988-89  
 Mike Keim (T) ..... 1991  
 Tom Backes (G) ..... 1993  
 Tom Roth (C/G) ..... 1994  
 Daryl Terrell (T) ..... 1999-2001  
 Jon Stinchcomb (T) ..... 2003-04, 2006-10  
 Bobby Richardson (DE) ..... 2015  
 Landon Turner (OL) ..... 2016  
 Bryce Harris (T) ..... 2017  
 Cornelius Lucas (T) ..... 2018  
 Erik McCoy (G/C) ..... 2019-

## 79

Lou Cordileone (DT) ..... 1967-68  
 Clovis Swinney (DT) ..... 1970  
 Emanuel Zanders (G) ..... 1974-80  
 Chuck Slaughter (T) ..... 1982  
 Henry Thomas (G) ..... 1987  
 Glenn Derby (T) ..... 1989-90  
 Tory Epps (DT) ..... 1995  
 Troy Wilson (DE) ..... 1998  
 Mike Halapin (T) ..... 1999  
 Mitch White (T) ..... 2001  
 Jimmy Verdon (DE) ..... 2005  
 Rob Pettiti (T) ..... 2006  
 Rob Ninkovich (DE) ..... 2008  
 Bryce Harris (T) ..... 2012-14, 17  
 John Greco (G) ..... 2017  
 Jordan Mills (T) ..... 2021  
 Yasir Durant (G) ..... 2022

## 80

Jim Garcia (DE) ..... 1967  
 Mike Walker (DE) ..... 1971  
 Doug Winslow (WR) ..... 1973  
 Sam Havriak (WR) ..... 1974  
 Earl McCullough (WR) ..... 1974  
 Larry Burton (WR) ..... 1975-77  
 Gordon Banks (WR) ..... 1980-81  
 Lindsay Scott (WR) ..... 1982-85  
 Mike Miller (WR) ..... 1985  
 Malcolm Barnwell (WR) ..... 1985  
 Herbert Harris (WR) ..... 1986-87  
 Stacey Dawsey (WR) ..... 1987-87  
 Brett Periman (WR) ..... 1988-90  
 Wesley Carroll (WR) ..... 1991-92  
 Marcus Dowdell (WR) ..... 1992-93  
 Tyrone Johnson (WR) ..... 1994  
 Haywood Jeffries (WR) ..... 1996  
 Daryl Hobbs (WR) ..... 1997  
 Alvin Harper (WR) ..... 1997  
 Tony Johnson (TE) ..... 1998  
 P.J. Franklin (WR) ..... 1999  
 Robert Wilson (WR) ..... 2000-01  
 Jerome Pathon (WR) ..... 2002-04  
 Shad Meier (TE) ..... 2005  
 Mark Campbell (TE) ..... 2006-08  
 Darnell Dirkins (TE) ..... 2009  
 Jimmy Graham (TE) ..... 2010-14  
 Austin Carr (WR) ..... 2017-20  
 Chris Hogan (WR) ..... 2021  
 Kawaan Baker (WR) ..... 2021

## 81

Doug Atkins (DE) ..... 1967-69  
 Jesse Anderson (WR) ..... 1993  
 Michael Haynes (TE) ..... 1994-96  
 Randal Hill (WR) ..... 1997  
 Scott Stutzker (TE) ..... 1998  
 Lawrence Dawsey (WR) ..... 1999  
 Lamont Hall (TE) ..... 2000-02  
 Zach Hilton (TE) ..... 2003-04  
 Az-Zahir Hakim (WR) ..... 2005  
 David Patten (WR) ..... 2007-08  
 Michael Higgins (TE) ..... 2011-12  
 Cameron Meredith (WR) ..... 2018  
 Kreshawn Hogan (WR) ..... 2019  
 Nick Vannett (TE) ..... 2021-22

## 82

Johnny Brewer (LB) ..... 1968-70  
 Bob Pollard (DE) ..... 1971-77  
 Ike Harris (WR) ..... 1978-81  
 John Tice (TE) ..... 1983-92  
 Darren Gottschalk (TE) ..... 1987  
 Ken O'Neal (TE) ..... 1987  
 In Smith (TE) ..... 1993-97  
 Qadry Ismail (WR) ..... 1998  
 Eddie Kennison (WR) ..... 1999  
 Andrew Glover (TE) ..... 2000  
 Boo Williams (TE) ..... 2001-04  
 Nate Lawrie (TE) ..... 2005-06  
 Marcellus Rivers (TE) ..... 2006-06  
 Eric Johnson (TE) ..... 2007  
 Coby Fleener (TE) ..... 2016-17  
 Benjamin Watson (TE) ..... 2013-15, 18  
 Adam Trautman (TE) ..... 2020-22

## 83

Vern Burke (TE) ..... 1967  
 Dave Parks (TE) ..... 1968-72  
 Len Garrett (TE) ..... 1973-75  
 Andy Hamilton (WR) ..... 1975  
 Trinker Owens (WR) ..... 1976, 78-80  
 Kenny Duckett (WR) ..... 1982-85  
 Carl Roaches (KR) ..... 1985  
 Kelvin Edwards (WR) ..... 1986  
 Dwight Walker (WR) ..... 1987  
 Cliff Benson (TE) ..... 1987-88  
 Greg Scales (TE) ..... 1988-91  
 Torrance Small (WR) ..... 1992-96  
 Keith Poole (WR) ..... 1997-2000  
 Albert Connell (WR) ..... 2001  
 Johnny Mitchell (TE) ..... 2001  
 Donté Stallworth (WR) ..... 2002-05  
 Billy Miller (TE) ..... 2006-08  
 Willie Snead IV (WR) ..... 2015-17  
 Juwan Johnson (WR/TE) ..... 2020-

## 84

Jim Hester (TE) ..... 1967-69  
 Lawrence Estes (DE) ..... 1970-71  
 Preston Riley (WR) ..... 1973  
 Paul Seall (TE) ..... 1974-76  
 Rich Mauti (WR) ..... 1977-80, 82-83  
 Junior Miller (TE) ..... 1984  
 Eric Martin (WR) ..... 1985-93  
 Steve Rhen (WR) ..... 1994-95  
 Eric Guilford (WR) ..... 1997-98  
 Scott Stutzker (TE) ..... 1999  
 Austin Wheatley (TE) ..... 2000  
 Michael Lewis (WR) ..... 2001-06  
 Tory Humphrey (TE) ..... 2009-11  
 Kenny Stills (WR) ..... 2013-14  
 Michael Hoomanawanui (TE) ..... 2015, 17  
 Lil Jordan Humphrey (TE) ..... 2019-21

## 85

Ray Poage (TE) ..... 1967-70  
 Cephus Weatherspoon (WR) ..... 1972  
 John Beasley (TE) ..... 1973-74  
 Henry Childs (TE) ..... 1974-80  
 Hoby Brenner (TE) ..... 1981-93  
 Curtland Thomas (WR) ..... 1987  
 Wesley Walls (TE) ..... 1994-95  
 Paul Green (TE) ..... 1996  
 Nicky Savoie (TE) ..... 1997  
 Cameron Cleeland (TE) ..... 1998-99, 2001  
 Ernie Conwell (TE) ..... 2003-06  
 Ronnie Ghent (TE) ..... 2007  
 David Thomas (TE) ..... 2009-12  
 Dan Arnold (TE) ..... 2018

## 86

Tom Hall (WR) ..... 1967  
 Don Colchico (DE) ..... 1969  
 Creston Whitaker (WR) ..... 1972  
 Jubilee Dunbar (WR) ..... 1973  
 Dave Davis (WR) ..... 1974  
 Richard Williams (WR) ..... 1974

# ALL-TIME NUMERICAL ROSTER



Melvin Baker (WR) .....	1975
James Thaxton (TE) .....	1976-77
Tom Donovan (WR) .....	1980
Rich Caster (TE) .....	1981
Rich Martini (WR) .....	1981
Jeff Groth (WR) .....	1981-85
Mike Jones (WR) .....	1986-87
Cliff Benson (TE) .....	1987-88
Victor Harrison (WR) .....	1987
Rod Harris (WR) .....	1989
Gerald Alphin (WR) .....	1990-91
Patrick Newman (WR) .....	1991-93
Louis Lipps (WR) .....	1992
Marcus Dowdell (WR) .....	1992-93
Kirk Botkin (TE) .....	1994-95
Tony Johnson (TE) .....	1996
Gunnard Twynner (WR) .....	1997
Sean Dawkins (WR) .....	1998
Kendall Gammon (TE) .....	1999
Jake Reed (WR) .....	2000, 02
Onore Ojo (WR) .....	2001
Walter Rasby (TE) .....	2003
Zach Hilton (TE) .....	2005
John Owens (TE) .....	2006-07
Buck Ortega (TE) .....	2008-09
Chris Manhertz (TE) .....	2016
John Phillips (TE) .....	2016-17
Jason Vander Laan (TE) .....	2019
Ethan Wolf (TE) .....	2021

## 87

Richard Neal (DE) .....	1969-72,78
Monty Stickle (TE) .....	1968
Mike Kelly (TE) .....	1973
Don Herrmann (WR) .....	1975-77
Larry Hardy (TE) .....	1978-85
Lonzell Hill (WR) .....	1987-90
Malcolm Scott (TE) .....	1987
Frank Wainright (TE) .....	1991-93
Lee DeRamus (WR) .....	1995-96
John Farquhar (TE) .....	1997-98
Joe Horn (WR) .....	2000-06
Adrian Arrington (WR) .....	2009-11
Tommylee Lewis (WR) .....	2016
Jared Cook (TE) .....	2019-20
Lucas Krull (TE) .....	2022

## 88

Ben Hart (S) .....	1967
Dave Szymkowski (WR) .....	1968
Fred Hyatt (WR) .....	1973
Andy Dorris (DE) .....	1973-76
Joel Parker (WR) .....	1977
Bruce Williams (TE) .....	1978-81
Don Bass (TE) .....	1982
Eugene Goodlow (WR) .....	1983-86
Mike Waters (TE) .....	1987
Mark Pattison (WR) .....	1987-88
Floyd Turner (WR) .....	1989-93
Derrell Mitchell (WR) .....	1994
Hendrick Lusk (TE) .....	1996
Andrew Hastings (WR) .....	1997-99
Willie Jackson (WR) .....	2000-01
David Sloan (TE) .....	2002
Talman Gardner (WR) .....	2003-04
Nate Poole (WR) .....	2005
Jeremy Shockey (TE) .....	2006-10
Nick Toon (WR) .....	2013-14
RaShaun Allen (TE) .....	2015
Ty Montgomery II (WR/RB) .....	2020-21
J.P. Holtz (TE) .....	2022

## 89

Kent Kramer (TE) .....	1967
Dave Long (DE) .....	1969-72
Bert Askson (TE) .....	1973
Gil Chapman (WR) .....	1975
Len Willis (WR) .....	1977
Wes Chandler (WR) .....	1978-81
Aundra Thompson (WR) .....	1981-82
Tyrone Young (WR) .....	1983-84
Joe Thomas (WR) .....	1987
Robert Clark (WR) .....	1987-88
Mike Jones (WR) .....	1989
Derrick Shepard (WR) .....	1989

Quinn Early (WR) .....	1991-95
Mercury Hayes (WR) .....	1996-97
Brett Bech (WR) .....	1997-99
Dave Stachelski (TE) .....	2000-01
Wane McGarity (WR) .....	2001
Derrick Lewis (WR) .....	2002-03
Lamont Hall (TE) .....	2004-05
Jamal Jones (WR) .....	2006
Sean Ryan (TE) .....	2008
John Gilmore (TE) .....	2011
Daniel Graham (TE) .....	2012
Josh Hill (TE) .....	2013-20
Rashid Shaheed (WR/RS) .....	2022

## 90

Walter Johnson (LB) .....	1989
James Williams (LB) .....	1990-94
Israel Stanley (DE) .....	1995
Jared Tomich (DE) .....	1997-2000
Kenny Smith (DT) .....	2001-04
DeMario Pressley (DT) .....	2009
Turk McBride (DE) .....	2011-12
Tavaris Barnes (DE) .....	2015
Nick Fairley (DT) .....	2016
George Johnson (DE) .....	2017
Jay Bromley (DT) .....	2018
Malcom Brown (DT) .....	2019-20
Tanoh Kpassagnon (DE) .....	2021-22

## 91

Monte Bennett (DT) .....	1981
Ken Marchiol (LB) .....	1987
Robert "Pig" Goff (DT) .....	1990-95
Brady Smith (DE) .....	1996-99
Grady Jackson (DT) .....	2002-03
Will Smith (DE) .....	2004-12
Kasim Edeball (LB/DE) .....	2014-16
Trey Hendrickson (DE) .....	2017-20
Josiah Bronson (DT) .....	2021
Ethan Westbrooks (DT) .....	2021
Kentavus Street (DT) .....	2022

## 92

James Haynes (LB) .....	1984-89
DeMond Winston (LB) .....	1990, 92-94
Toddrick McIntosh (DE) .....	1995
Darren Mickell (DE) .....	1996-97
Ernest Jones (DE) .....	1998
Troy Wilson (DE) .....	1999
Martin Chase (DT) .....	2000-02
Henry Ford (DT) .....	2003
Tony Bryant (DE) .....	2003-05
Orien Harris (DT) .....	2007
Rami Ayodele (DT) .....	2008-10
Shaun Rogers (DT) .....	2011
John Jenkins (DT) .....	2013
John Hughes III (DT) .....	2017
Marcus Davenport (DE) .....	2018-22

## 93

Gary Lewis (DT) .....	1983
Kevin Young (DE) .....	1987
Wayne Martin (DE/DT) .....	1989-99
Darren Howard (DE) .....	2000-05
Rob Ninkovich (DE) .....	2006
Josh Savage (DE) .....	2007
Bobby McCray (DE) .....	2008-09
Junior Galette (DE/OLB) .....	2010-14
Kevin Williams (DT) .....	2015
David Onyemata (DT) .....	2016-22

## 94

Jim Wilks (DE/DT) .....	1981-93
Joe Johnson (DE) .....	1994-98, 2000-01
Charles Grant (DE) .....	2002-09
Kawika Mitchell (DE) .....	2010
Cameron Jordan (DE) .....	2011-

## 95

Jonathan Dumbauld (DE) .....	1986, 88
Robert Brannon (DE) .....	1987

Travis Davis (DT) .....	1990
Ronnie Dixon (DT) .....	1993
Ernest Jones (DE) .....	1995
Austin Robbins (DT) .....	1996-99
Marques Douglas (DE) .....	2000
Howard Green (DT) .....	2003-04
Cedric Woodard (DT) .....	2005
Eric Moore (DE) .....	2006
Trevor Johnson (DE) .....	2006
Josh Savage (DE) .....	2008
Rodney Leslie (DT) .....	2009
Martez Wilson (LB/DE) .....	2011-13
Brandon Deaderick (NT/DE) .....	2014
Tyler Davison (DT) .....	2015-18
Taylor Stallworth (DT) .....	2019
Margus Hunt (DT) .....	2020
Ryan Glasgow (DT) .....	2020
Albert Huggins Jr. (DT) .....	2021

## 96

Steve Parker (DE) .....	1980
Don Thorp (DT) .....	1984
Sheldon Andrus (DT) .....	1986-87
Michael Simmons (DE) .....	1989-90
Jeff Faulkner (DE) .....	1993
Mark Gunn (DE) .....	1994
Dameain Jeffries (DE) .....	1995
Uhuru Hamiter (DT) .....	1999
Melvin Williams (DE) .....	2003-04
Antwan Lake (DE) .....	2006-08
Paul Spicer (DE) .....	2009
Alex Brown (DE) .....	2010
Tom Johnson (DT/DE) .....	2011-13
Kendall Langford (DL) .....	2017
Woodrow Hamilton IV (DT) .....	2017
Carl Granderson (DE) .....	2019-

## 97

James Geathers (DE) .....	1984-89
Renaldo Turnbull (DE/LB) .....	1990-96
La'Roi Glover (DT) .....	1997-2001
Dennis Monroe (DE) .....	2002
Johnathan Sullivan (DT) .....	2003-05
Michael Haynes (DE) .....	2006
Josh Cooper (DE) .....	2006-07
Alvin McKinley (DT) .....	2008
Jeff Charleston (DE) .....	2008-11
Glenn Foster (DE) .....	2013-14
Phillip Hunt (DE) .....	2015
Sam Barrington (LB) .....	2016
Al-Quadin Muhammad (DE) .....	2017
Tyrnun Walker (DT) .....	2018
Mario Edwards Jr. (DL) .....	2019
Malcolm Roach (DL) .....	2020-

## 98

Reggie Lewis (DE) .....	1982-84
Milford Hodge (DE) .....	1986
Jim Hanna (DT) .....	1994
Ron Warner (LB) .....	1998
Willie Whitehead (DE/DT) .....	1999-2006
Renaldo Wynn (DE/DT) .....	2007
Sedrick Ellis (DT) .....	2008-12
Parys Haralson (LB) .....	2013-14
Mike Mohamed (OLB) .....	2015
Sheldon Rankins (DT) .....	2016-20
Payton Turner (DT) .....	2021-

## 99

Tony Elliott (DT) .....	1982-88
Joel Smeenge (DE/LB) .....	1990-94
Willie Broughton (DT) .....	1995-96
Pio Sagapolutele (DT) .....	1997
Darren Mickell (DT) .....	1999
Norman Hand (DT) .....	2000-02
Kenderick Allen (DT) .....	2003
Shaun Smith (DT) .....	2004
Hollis Thomas (DT) .....	2006-08
Jimmy Wilkerson (DL) .....	2010
Aubrayo Franklin (DT) .....	2011
Paul Kruger (DE) .....	2016
Adam Bighill (LB) .....	2017
Shy Tuttle (DT) .....	2019-22



## **JIM FINKS** **PRESIDENT/GENERAL MANAGER**

**BORN:** 8/31/27

**COLLEGE:** TULSA '49

**PLAYER:** 1949-55

**GENERAL MANAGER:** 1964-93

**SAINTS PRESIDENT/GENERAL MANAGER:** 1986-93

**YEAR INDUCTED:** 1995

On July 29, 1995, an illustrious career as a football administrator was capped when Jim Finks was inducted into the Pro Football Hall of Fame in Canton, Ohio. Finks' posthumous election to the Hall was the ultimate honor in a career full of significant accomplishments.

Finks was named president/general manager of the Saints on January 14, 1986 by Owner Tom Benson. As Benson's first major hire since purchasing the team in 1985, Finks brought with him a portfolio of success as a player, coach, scout and administrator that had spanned 37 years in sports.

Much like his prior stints as general manager with the Minnesota Vikings and Chicago Bears, Finks' final stop would also be a success. Hiring head coach Jim Mora and picking impact players in guard/tackle Jim Dombrowski, running backs Dalton Hilliard and Rueben Mayes and linebacker Pat Swilling in his first draft, a franchise that had not achieved a winning season in 20 years logged a 12-3 mark in 1987, second-best in the NFL and go on to their first-ever playoff game. Finks' presence was apparent and recognized as he was named *The Sporting News* NFL Executive of the Year.

Under Finks' leadership, the Saints would continue to have success, winning their first division title in 1991 as the NFC West championship flag flew in New Orleans for the first time. However, shortly after his final draft in 1993, where he mined a future Pro Football Hall of Fame selection in tackle William Roaf, Finks would be forced to resign due to a valiant fight with lung cancer that would claim his life on May 8, 1994. Overall from 1986-92, the Saints would win 60 percent of their regular season games and enjoy a streak of six consecutive non-losing years. Over that period, only two other NFL teams had the same accomplishment.

Prior to coming to New Orleans, Finks served as general manager of the Chicago Bears from 1974-83, where he constructed one of the NFL's most dominating teams. Before his departure, Finks would acquire 19 of the 22 starters for a Bears team that compiled a 15-1 record in 1985 and crushed New England in Super Bowl XX. During his 10-year tenure in Minnesota, Finks hired then-unknown Bud Grant as head coach and the Vikings followed with a string of five NFC Central crowns and two Super Bowl appearances.

The Salem, Ill. native played quarterback at Tulsa University and was a 12th round selection of the Pittsburgh Steelers in 1949. Finks played defensive back until 1952, when he became the Steelers' starting quarterback and went to the Pro Bowl. After retiring as an NFL player following the 1955 season, he served as an assistant coach for two seasons before beginning his career as an administrator as the general manager of Calgary of the Canadian Football League in 1958.





## RICKEY JACKSON LINEBACKER

**BORN:** 3/20/58  
**COLLEGE:** PITTSBURGH  
**NFL:** 1981-95  
**SAINTS:** 1981-93  
**YEAR INDUCTED:** 2010

# 57

One of the most productive linebackers in National Football League history, Rickey Jackson served as the linchpin of one of the most dominant linebacker corps the league has ever seen. He became the first player to have spent the majority of his career with New Orleans to have been selected to the Pro Football Hall of Fame.


The Pahokee, Fla. native had an outstanding college career at Pittsburgh and was picked in the second round (51st overall) by the Saints in the 1981 NFL Draft. Jackson appeared in 227 regular season games, starting 225 during 15 NFL seasons, 13 of with the Saints. With 115 sacks as a Saint, he was the club's all-time leader until the end of the 2022 season. Jackson led the club in takedowns six times. He missed only two contests out of a possible 229 regular season games in his career.

Jackson finished his career with 128 sacks, (his eight sacks in his rookie season of 1981 are not included since sacks did not become an official statistic until 1982) ranked tenth all-time in NFL history. He is also the franchise's all-time leader in fumble recoveries with 26.

As a show of respect by opposing coaches and players for his dominating pass rush abilities and sideline to sideline play, Jackson was named to the Pro Bowl six times (1983-86, 1992-93) in his career, tied for the third-most by a Saint. He was an All-Pro selection six times (1984-87, 1992-93). After failing to post a winning campaign in the franchise's first 18 seasons, Jackson's Saints did not have a losing season in his final seven campaigns with the club from 1987-93, qualifying for the playoffs four times during this period.

Jackson would close out his NFL career with San Francisco from 1994-95, earning a championship ring as part of the Super Bowl XXIX winners. Jackson retired as a Saint in 1996. He was inducted into the New Orleans Saints Hall of Fame in 1997 and to the Louisiana Sports Hall of Fame in 1999. In 2013, he was inducted into the New Orleans Saints Ring of Honor and in 2016 was named to the franchise's All-50th team.





# WILLIAM ROAF

## TACKLE

**BORN:** 4/18/70  
**COLLEGE:** LOUISIANA TECH  
**NFL:** 1993-2005  
**SAINTS:** 1993-2001  
**YEAR INDUCTED:** 2012

# 77

One of the most accomplished tackles in National Football League history, William Roaf was the anchor of the Saints offensive line for nine seasons. Coming out of Louisiana Tech in 1993, Roaf was picked by the Saints with the eighth overall choice in the 1993 NFL Draft.

The Pine Bluff, Ark. native was immediately inserted by head coach Jim Mora into the starting lineup at right tackle, where he would start every contest and was selected to several All-Rookie teams. The 6-5, 312-pounder moved to the left side in his second season where he was named a Pro Bowl starter and *Associated Press* first-team All-Pro, which would begin a 12-year stretch as one of the most dominant left tackles in NFL history.

During his nine seasons with the Saints, Roaf was named to the Pro Bowl seven consecutive times (1994-2000), the second-most appearances ever by a Saint. Following a trade to the Kansas City Chiefs in 2002, he would be selected four more times, totaling 11 total selections, tied for the most nominations by a tackle in league history with Anthony Munoz and Jonathan Ogden. He also was an eight-time AP All-Pro selection, with four selections from each club. Overall, Roaf started all 189 regular season games and three postseason contests he appeared in for the Saints and Chiefs.

Roaf received one of football's highest honors as he was named to the NFL's All-Decade teams of the 1990's and 2000's, voted on by the Pro Football Hall of Fame selection committee. He was a first-team selection for the 1990's squad and a second-team choice on the 2000's roster, making him one of only 16 players since the AFL-NFL merger to be named to two All-Decade rosters. Additionally, Roaf was named to the Saints Hall of Fame in 2008 and is a member of the Louisiana and Arkansas Sports Hall of Fames. In 2013, he was inducted into the New Orleans Saints Ring of Honor. In 2014 he was elected to the College Football Hall of Fame and in 2016 was named to the franchise's All-50th team.





## MORTEN ANDERSEN KICKER

**BORN:** 8/19/60  
**COLLEGE:** MICHIGAN STATE  
**NFL:** 1982-2004, 2006-07  
**SAINTS:** 1982-1994  
**YEAR INDUCTED:** 2017

# 7

One of the most decorated kickers in NFL history, Andersen became only the second exclusive placekicker to be inducted into the Pro Football Hall of Fame. The NFL's all-time scoring leader until the 2018 season played in an NFL-record 382 games during his 25-year career with five teams.

The Copenhagen, Denmark native was a Saints scoring weapon for 13 seasons after being selected by New Orleans in the 1982 NFL Draft in the fourth round (86th overall) out of Michigan State. During his Saints career, Andersen was named to the Pro Bowl four consecutive times and six-times overall (1985-88, 1990,1992) and was named a first team AP All-Pro selection five times (1985-88,1992). He finished his Saints career as the club's all-time leader in scoring with 1,318 points, in field goals made with 302 and 25 consecutive field goals made. Andersen went on to play eight seasons for the Falcons (1995-2000, 2006-07) and became Atlanta's all-time scoring leader, earning Pro Bowl and AP All-Pro selections in 1995. In the 1999 NFC Championship game, he made a game-winning kick in overtime to beat Minnesota 30-27. Andersen spent the 2001 season with the Giants, the 2002-03 campaigns with the Chiefs and the 2004 season with the Vikings.

Andersen's illustrious career would break almost every NFL kicking and scoring record. In his 25 seasons, he became the NFL's all-time leader in scoring with 2,544 points, in games played with 382 appearances, in field goals made with 565, achieved NFL records with 22 seasons with 90+ points and scored in an NFL record 360 straight games. The seven-time Pro Bowler and six-time All-Pro hit 22 game winning kicks in the final two-minutes or less, with seven of them taking place in overtime.

Andersen received one of the greatest honors in football as he was named to the NFL's All Decade teams of the 1980's and 1990's, voted on by the Pro Football Hall of Fame selection committee. The "Great Dane" was named a first-team selection for both the 1980's team and 1990's roster, making him one of only 16 players since the AFL-NFL merger to be named to two All Decade teams. Andersen is a member of the Saints Hall of Fame (2009), the Louisiana Sports Hall of Fame (2011), the Saints Ring of Honor (2015) and the club's All-50th team (2016).







## SAM MILLS

### LINEBACKER

**BORN:** 6/3/59  
**COLLEGE:** MONTCLAIR STATE  
**NFL:** 1986-97  
**SAINTS:** 1986-94  
**YEAR INDUCTED:** 2022

# 51

Mills becomes the fourth player that spent the majority of his career with the New Orleans Saints to be elected into the Pro Football Hall of Fame.

Mills, 5-9, 232, who passed away in 2005 after a valiant battle with cancer, joined the Saints in 1986, signing with the team after starting his pro football career in the USFL with the Philadelphia/Baltimore Stars (1983-85). The former Montclair State (N.Y.) standout spent nine seasons (1986-94) with New Orleans, a time when he was one of the sparkplugs of one of the NFL's most dominant defenses during the majority of his tenure with the Saints.

The New Jersey native played in 133 games with 125 starts during his Saints tenure and recorded 934 career tackles (723 solo), ranked second in club history to Rickey Jackson, 10.5 sacks, four interceptions, 27 passes defended, 16 forced fumbles and 17 fumble recoveries, two recovered for a touchdown. Mills led New Orleans in tackles in five of his nine (1989-92 and 1994) seasons and reached the century mark five times (1988, 1990-92 and 1994), tied with Rickey Jackson and Demario Davis for the most in club history. During his tenure, the Saints were ranked in the top four in the NFL in opponent net yards per game three times (1987, 1991-92) and in scoring defense three times (1988, 1991-92), including ranking first in both 1991 and 1992. In four postseason contests, he also added 35 tackles (27 solo) and one sack.

Mills earned accolade after accolade during his playing years with the Saints, being selected to the Pro Bowl four times (1987-88 and 1991-92) and as a consensus All-Pro twice (1991-92). Mills was selected to the New Orleans Saints Hall of Fame in 1998, the Louisiana Sports Hall of Fame in 2001, the club's All-50th Team in 2016 and the team's Ring of Honor in 2021.

Following the conclusion of his Saints career in 1994, Mills played three more seasons for the Carolina Panthers from 1995-97, producing 331 tackles, ten sacks and seven interceptions, summing up his career totals to 1,265 stops, 20.5 quarterback takedowns and 11 interceptions. He was selected to his fifth Pro Bowl in 1996 and also as an *Associated Press* All-Pro for the third time.

Mills was one of the club's most active players in the community throughout his tenure, having been selected as the Saints recipient of the Byron "Whizzer" White Humanitarian Award in 1992 and 1993.







# RING OF HONOR



**LB**  
**RICKEY JACKSON**  
Saints Career: 1981-93  
Inducted: 2013



**OWNER**  
**TOM BENSON**  
Ownership Tenure:  
1985-2018  
Inducted: 2018



**QB**  
**ARCHIE MANNING**  
Saints Career: 1971-82  
Inducted: 2013



**DE**  
**WILL SMITH**  
Saints Career: 2004-13  
Inducted: 2019



**T**  
**WILLIAM ROAF**  
Saints Career: 1993-2001  
Inducted: 2013



**LB**  
**SAM MILLS**  
Saints Career: 1986-94  
Inducted: 2021



**K**  
**MORTEN ANDERSEN**  
Saints Career: 1982-94  
Inducted: 2015

# NFL HONORS

## PRO FOOTBALL HALL OF FAME

---

**1976**

RB **Jim Taylor** (Saints career: 1967)

**1982**

DE **Doug Atkins** (Saints career: 1967-69)

**1991**

RB **Earl Campbell** (Saints career: 1984-85)

**1995**

President/GM **Jim Finks** (Saints career: 1986-93)

**2003**

Coach **Hank Stram** (Saints career: 1976-77)

**2010**

LB **Rickey Jackson** (Saints career: 1981-93)

**2012**

T **William Roaf** (Saints career: 1993-2001)

**2016**

QB **Ken Stabler** (Saints career: 1982-84)

**2017**

K **Morten Andersen** (Saints career: 1982-94)

**2022**

LB **Sam Mills** (Saints career: 1986-94)

## MAJOR AWARDS

---

**1971**

K **Tom Dempsey**: *PFWA George Halas Award*

**1977**

QB **Archie Manning**: *Byron "Whizzer" White NFL Man of the Year (NFLPA)*

**1978**

QB **Archie Manning**: *NFC Most Valuable Player (UPI, Sporting News); NFC Player of the Year (UPI, Sporting News); UPI NFC Offensive MVP*  
RB **Chuck Muncie**: *Pro Bowl MVP*

**1981**

RB **George Rogers**: *NFL Rookie of the Year (Pro Football Weekly/PFWA, Sporting News); NFL Offensive Rookie of the Year (AP, Pro Football Weekly/PFWA); UPI NFC Rookie of the Year*

**1983**

QB **Archie Manning**: *PFWA Jack Horrigan Award*

**1986**

K **Morten Andersen**: *Pro Football Weekly/PFWA Golden Toe*  
RB **Rueben Mayes**: *NFL Rookie of the Year (Pro Football Weekly/PFWA, Sporting News, Newspaper Enterprise Assoc.); NFL Offensive Rookie of the Year (AP, Pro Football Weekly/PFWA)*

**1987**

General Manager **Jim Finks**: *Sporting News NFL Executive of the Year*  
Head Coach **Jim Mora**: *NFL Coach of the Year (AP, Pro Football Weekly/PFWA, Sporting News); NFC Coach of the Year (UPI, Pro Football Weekly/PFWA, Committee of 101 - Kansas City)*

**1991**

LB **Pat Swilling**: *NFL Defensive Player of the Year (AP, Newspaper Enterprise Assoc., Football Digest). NFC Defensive Player of the Year (Committee of 101 - Kansas City)*

**2000**

DT **La'Roi Glover**: *NFL Alumni Defensive Lineman of the Year, Committee of 101 - Kansas City NFC Defensive Player of the Year*  
Head Coach **Jim Haslett**: *NFL Coach of the Year (AP, Pro Football Weekly/PFWA, Sports Illustrated, Football News, College & Pro Football Weekly, NFL Alumni, The Sports Network); Football Digest Rookie Coach of the Year; NFC Coach of the Year (USA Today, Committee of 101 - Kansas City)*  
DE **Joe Johnson**: *NFL Comeback Player of the Year (AP, Pro Football Weekly/PFWA)*  
Offensive Coordinator **Mike McCarthy**: *USA Today NFC Assistant Coach of the Year*  
General Manager **Randy Mueller**: *NFL Executive of the Year (Sporting News, Pro Football Weekly/PFWA, Football Digest, The Sports Network)*

**2002**

G **LeCharles Bentley**: *Sports Illustrated NFL Offensive Rookie of the Year*  
RS **Michael Lewis**: *NFL Alumni Special Teams Player of the Year*

**2006**

Executive Vice President/General Manager **Mickey Loomis**: *NFL Executive of the Year (Sporting News, Pro Football Weekly/Pro Football Writers of America)*  
Head Coach **Sean Payton**: *NFL Coach of the Year (AP, Sporting News, Pro Football Weekly, Sports Illustrated, Maxwell Club, NFL Alumni), Committee of 101 - Kansas City NFC Coach of the Year*  
QB **Drew Brees**: *Co-NFL Walter Payton Man of the Year, Sports Illustrated (Dr. Z) NFL Most Valuable Player, FedEx Air Player of the Year, Committee of 101 - Kansas City NFC Offensive Player of the Year, NFL Alumni QB of the Year*

**2007**

QB **Drew Brees**: *Pro Football Weekly/PFWA George Halas Award*



HISTORY

# NFL HONORS

## MAJOR AWARDS, CONT.

**2008**

QB **Drew Brees**: *NFL Offensive Player of the Year (AP, Sporting News), FedEx Air Player of the Year, Committee of 101 - Kansas City NFC Offensive Player of the Year*

**2009**

Head Coach **Sean Payton**: *NFL Coach of the Year (Maxwell Club, NFL Alumni), Committee of 101 - Kansas City NFC Coach of the Year*

QB **Drew Brees**: *NFL Player of the Year (Maxwell Club), NFL Alumni QB of the Year, FedEx Air Player of the Year, Sporting News Offensive Player of the Year, Committee of 101 - Kansas City NFC Offensive Player of the Year*

**2010**

QB **Drew Brees**: *Sports Illustrated Sportsman of the Year, AP 2010 Athlete of the Year; Pro Football Writers Association Good Guy Award*

**2011**

QB **Drew Brees**: *NFL Offensive Player of the Year (AP, Sports Illustrated), FedEx Air Player of the Year, Byron "Whizzer" White NFL Man of the Year (NFLPA), Bart Starr Award*

**2015**

S **Steve Gleason**: *PFWA George Halas Award*

**2017**

RB **Alvin Kamara**: *The Sporting News NFL Rookie of the Year; NFL Offensive Rookie of the Year (AP and Sports Illustrated); PFWA NFL Offensive Rookie of the Year (co-winner)*

CB **Marshon Lattimore**: *NFL Defensive Rookie of the Year (AP, PFWA and Sports Illustrated)*

**2018**

QB **Drew Brees**: *Committee of 101 - Kansas City NFC Offensive Player of the Year*

Special Teams **Mike Westhoff**: *PFWA Paul "Dr. Z" Zimmerman Award (co-winner)*

**2019**

WR **Michael Thomas**: *Associated Press NFL Offensive Player of the Year, Committee of 101 - Kansas City NFC Offensive Player of the Year*

**2020**

LB **Demario Davis**: *Bart Starr Award*

## ALL-PRO/ALL-ROOKIE TEAM

AP - Associated Press, CN - College & Pro Football Weekly, FD - Football Digest, FN - Football News, FW - Professional Football Writers of America, NE - Newspaper Enterprise Association, NY - New York Daily News, PFWA - Pro Football Writers of America, PW - Pro Football Weekly (1992-2012, choices combined with Pro Football Writers of America), SI - Sports Illustrated, SN - Sporting News, UP - United Press International, UW - USA Today/Sports Weekly

**1967**

CB **Dave Whitsell**: *SN All-Pro; All-NFL 2nd Team (AP, UP)*

**1968**

DE **Doug Atkins**: *SN All-Pro; All-Pro 2nd Team (AP, NE)*

**1969**

WR **Danny Abramowicz**: *All-Pro (SN, AP-tied); All-Pro 2nd Team (NY, UPI)*  
K **Tom Dempsey**: *SN All-Pro*

**1970**

P **Julian Fagan**: *All-NFC (AP, SN)*

**1972**

LB **Joe Federspiel**: *UP All-Rookie*

**1978**

TE **Henry Childs**: *UP All-NFC 2nd Team*  
QB **Archie Manning**: *All-NFC (UP, SN)*

**1979**

WR **Wes Chandler**: *NE All-Pro 2nd team, UP All-NFC 2nd team*  
TE **Henry Childs**: *PW All-NFC; UP All-NFC 2nd Team*  
G **Conrad Dobler**: *UP All-NFC 2nd Team*  
RB **Chuck Muncie**: *UP All-NFC 2nd Team*

S **Tommy Myers**: *PW All-Pro; All-NFC 1st Team (UP, PW)*

**1980**

T **Stan Brock**: *All-Rookie (UP, PW)*  
KR **Rich Mauti**: *All-NFC (PW - specialist)*

**1981**

RB **George Rogers**: *All-Pro 1st Team (AP, SN); NE All-Pro 2nd Team; UP All-NFC*

**1982**

RB **George Rogers**: *UP All-NFC 2nd Team*

**1983**

S **Russell Gary**: *UP All-NFC*  
LB **Rickey Jackson**: *PW All-NFC*  
LB **Jim Kovach**: *UP All-NFC 2nd Team*  
CB **Johnnie Poe**: *NE All-Pro 2nd Team; UP All-NFC*

**1984**

P **Brian Hansen**: *UP All-NFC 2nd Team*  
LB **Rickey Jackson**: *All-Pro 2nd Team (AP, NE); All-NFC (UP, PW)*

**1985**

K **Morten Andersen**: *SN All-Pro; AP All-Pro 2nd Team; UP All-NFC*



## ALL-PRO/ALL-ROOKIE TEAM, CONT.

LB **Rickey Jackson**: AP All-Pro 2nd Team; UP All-NFC 2nd Team

### 1986

K **Morten Andersen**: All-Pro (AP, NE, FW, SN, PFW); All-NFC (UP, PW)  
 KR **Mel Gray**: All-Pro (SN - specialist)  
 LB **Rickey Jackson**: AP All-Pro 2nd Team; UP All-NFC 2nd Team  
 RB **Rueben Mayes**: UP All-NFC 2nd Team; All-Rookie (UP, PW)

### 1987

K **Morten Andersen**: All-Pro (AP, FW, NE, SN, PW); All-NFC (UPI, PW)  
 S **Gene Atkins**: FW All-Rookie  
 DE **Bruce Clark**: NE All-Pro 2nd Team  
 G **Brad Edelman**: UPI All-NFC 2nd Team  
 RS **Mel Gray**: All-Pro (FW, SN, PW - PR); All-NFC (PW - specialist)  
 LB **Rickey Jackson**: All-Pro (NE, SN)  
 LB **Vaughan Johnson**: All-NFC (UP, PW)  
 DE **Shawn Knight**: FW All-Rookie  
 RB **Rueben Mayes**: UP All-NFC  
 LB **Pat Swilling**: UP All-NFC  
 G **Steve Trapilo**: All-Rookie (FW, UP)  
 CB **Dave Waymer**: AP All-Pro 2nd Team (AP); UP All-NFC

### 1988

K **Morten Andersen**: NE All-Pro 2nd Team; AP All-NFC  
 LB **Vaughan Johnson**: NE All-Pro; All-NFC (UP, PW)

### 1989

RB **Dalton Hilliard**: AP All-Pro 2nd Team (AP, NE); All-NFC 2nd Team (UP)  
 LB **Vaughan Johnson**: NE All-Pro; AP All-Pro 2nd Team; All-NFC (UP, PW)  
 CB **Robert Massey**: All-Rookie (FW, CN, PW, FD)  
 LB **Pat Swilling**: All-Pro 2nd Team (AP, NE); All-NFC 2nd Team (UP)

### 1990

LB **Vaughan Johnson**: NE All-Pro 2nd Team; UP All-NFC 2nd Team  
 LB **Pat Swilling**: AP All-Pro 2nd Team; UP All-NFC 2nd Team  
 LB **Renaldo Turnbull**: All-Rookie (FW, UP, CN, FD)

### 1991

LB **Vaughan Johnson**: UP All-NFC  
 LB **Sam Mills**: All-Pro (FW, SN, PW); All-Pro 2nd Team (AP, NE); PW All-NFC PW  
 LB **Pat Swilling**: All-Pro (AP, NE, FW, SN, PW); All-NFC (UP, PW)  
 ST **Bennie Thompson**: PW - specialist All-NFC

### 1992

K **Morten Andersen**: All-Pro (FW, NE, PW); AP All-

Pro 2nd Team; All-NFC (UP, PW)  
 LB **Rickey Jackson**: All-Pro (FW, PW); All-Pro 2nd Team (AP, NE); All-NFC (UP, PW)  
 LB **Vaughan Johnson**: UP All-NFC  
 G **Derek Kennard**: NE All-Pro 2nd Team  
 DT **Wayne Martin**: NE All-Pro 2nd Team  
 LB **Sam Mills**: All-Pro (PW/FW, SN); AP All-Pro 2nd Team; All-NFC (UP, PW)  
 LB **Pat Swilling**: All-Pro (AP, SN)

### 1993

KR **Tyrone Hughes**: All-Pro (PW/FW - specialist); AP All-Pro 2nd Team; All-NFC (UP, PW); All-Rookie (PW/FW, UP, CN, FD)  
 LB **Rickey Jackson**: SN All-Pro; AP All-Pro 2nd Team; All-NFC (UP, PW)  
 T **William Roaf**: All-Rookie (PW/FW, UP, CN, FD)  
 TE **Irv Smith**: All-Rookie (CN, FN)  
 LB **Renaldo Turnbull**: AP All-Pro; UP All-NFC

### 1994

DE **Joe Johnson**: All-Rookie (FN, PW/FW, CN, UP)  
 T **William Roaf**: All-Pro (AP, PW/FW, SN, SI); All-NFC (UP, PW)  
 LB **Winfred Tubbs**: FN All-Rookie

### 1995

CB **Eric Allen**: UP All-NFC 2nd Team  
 LB **Mark Fields**: All-Rookie (PW/FW, CN)  
 T **William Roaf**: All-Pro (AP, PW/FW, SN); All-NFC (UP, PW)

### 1996

T **William Roaf**: All-Pro (PW/FW, SN); AP All-Pro 2nd Team; PW All-NFC

### 1997

S **Sammy Knight**: All-Rookie (PW)  
 T **William Roaf**: AP All-Pro 2nd Team; PW/FW All-NFC  
 LB **Winfred Tubbs**: AP All-Pro 2nd Team

### 1998

DT **La'Roi Glover**: CN All-Pro; All-Pro 2nd Team (AP, UW); FN All-NFC  
 TE **Cameron Cleeland**: All-Rookie (PW/FW, CN, FN, FD)  
 G/T **Kyle Turley**: All-Rookie (PW/FW, FN, FD)  
 T **William Roaf**: CN All-Pro 2nd team; FN All-NFC (Football News)

### 1999

T **William Roaf**: PW All-NFC

### 2000

DT **La'Roi Glover**: Unanimous All-Pro (PW/FW, AP, UW, SI, SN, CN, FD); All-NFC 1st Team (PW/FW, FN)  
 DT **Norman Hand**: FD All-Pro 2nd Team  
 DE **Darren Howard**: All-Rookie (PW/FW, FN)



# NFL HONORS

## ALL-PRO/ALL-ROOKIE TEAM, CONT.

DE **Joe Johnson**: *All-Pro 2nd Team (CN, FD); All-NFC (PW/FW, FN)*

LB **Keith Mitchell**: *SI All-Pro, PW/FW All-NFC 1st Team*

T **William Roaf**: *All-Pro (PW/FW, UW, SI, FD); All-Pro 2nd Team (AP, CN); PW/FW All-NFC 1st Team*

T **Kyle Turley**: *AP All-Pro; All-Pro 2nd Team (CN, FD); FN 1st Team All-NFC*

### 2001

S **Sammy Knight**: *FD All-Pro; All-Pro 2nd Team (AP, CN)*

### 2002

G **LeCharles Bentley**: *All-Rookie (PW)*

KR **Michael Lewis**: *All-Pro (AP, CN, FD, PW/FW, SI, SN); All-NFC KR/PR (PW)*

ST **Fred McAfee**: *PW/FW All-Pro; FW All-Pro 2nd Team; PW All-NFC*

RB **Deuce McAllister**: *PW All-NFC*

CB **Fred Thomas**: *SI All-Pro*

WR **Donté Stallworth**: *PW All-Rookie*

### 2003

RB **Deuce McAllister**: *PW All-NFC*

DT **Johnathan Sullivan**: *PW All-Rookie*

### 2004

DE **Will Smith**: *PW All-Rookie*

### 2005

OT **Jammal Brown**: *PW All-Rookie*

### 2006

QB **Drew Brees**: *All-Pro (AP, PW/FW, SI, SN, UW); PW/NW All-NFC*

T **Jammal Brown**: *All-Pro (AP, PW/FW, SI, UW); PW/FW All-NFL & All-NFC*

RB **Reggie Bush**: *PW/FW All-Rookie*

FB **Mike Karney**: *AP All-Pro 2nd Team*

### 2008

QB **Drew Brees**: *All-Pro (SI, SN); AP All-Pro 2nd Team; PW/FW All-NFC*

PR **Reggie Bush**: *SN All-Pro*

DT **Sedrick Ellis**: *PW/FW All-Rookie*

G **Carl Nicks**: *PW/FW All-Rookie*

### 2009

QB **Drew Brees**: *SN All-Pro; AP All-Pro 2nd Team; PW/FW All-NFC*

G **Jahri Evans**: *All-Pro (AP, PW/FW, SI, SN, UW); PW/FW All-NFC*

S **Darren Sharper**: *All-Pro (AP, PW/FW, SI, SN, UW); PW/FW All-NFC*

### 2010

G **Jahri Evans**: *All-Pro (AP, PW/FW, SN); PW/FW All-NFC*

RB **Chris Ivory**: *All-Rookie (PW/FW, SN)*

S **Malcolm Jenkins**: *AP All-Pro 2nd Team*

G **Carl Nicks**: *AP All-Pro 2nd Team*

S **Darren Sharper**: *AP All-Pro 2nd Team*

### 2011

QB **Drew Brees**: *AP All-Pro 2nd Team*

G **Jahri Evans**: *All-Pro (AP, PW/FW, ESPN.com, SN); PW/FW All-NFC*

TE **Jimmy Graham**: *AP All-Pro 2nd Team; PW/FW All-NFC*

G **Carl Nicks**: *All-Pro (AP, ESPN.com, PW/FW, SI, SN); PW/FW All-NFC*

### 2012

G **Jahri Evans**: *All-Pro (AP, SN); PW/FW All-NFC*

P **Thomas Morstead**: *All-Pro (SI, SN); AP All-Pro 2nd Team*

### 2013

QB **Drew Brees**: *PFWA ALL-NFC*

G **Jahri Evans**: *AP All-Pro 2nd Team*

TE **Jimmy Graham**: *All-Pro (AP 1st team, SN, SI); PFWA All-NFL and All-NFC*

S **Kenny Vaccaro**: *PFWA All-Rookie*

### 2015

LB **Stephone Anthony**: *PFWA All-Rookie*

T **Zach Strief**: *SI All-Pro*

### 2016

K **Wil Lutz**: *PFWA All-Rookie*

WR **Michael Thomas**: *PFWA All-Rookie*

### 2017

DE **Cameron Jordan**: *All-Pro (AP, SN); PW All-NFL and All-NFC*

RB **Alvin Kamara**: *AP All-Pro (2nd team flex position); PW All-NFC and All-Rookie*

CB **Marshon Lattimore**: *PW All-NFC and All-Rookie*

T **Ryan Ramczyk**: *PW All-Rookie*

WR **Michael Thomas**: *PW All-NFC*

S **Marcus Williams**: *PW All-Rookie*

### 2018

T **Terron Armstead**: *AP All-Pro 2nd Team; SN All-Pro; PFWA All-NFC*

QB **Drew Brees**: *AP All-Pro 2nd Team; SN All-Pro; PFWA All-NFC*

DE **Marcus Davenport**: *PFWA All-Rookie*

DE **Cameron Jordan**: *AP All-Pro 2nd Team; PFWA All-NFC*

T **Ryan Ramczyk**: *AP All-Pro 2nd Team*

WR **Michael Thomas**: *AP first-team All-Pro; SN All-Pro; PFWA All-NFL and All-NFC*

### 2019

LB **Demario Davis**: *AP All-Pro 1st Team*

DB **C.J. Gardner-Johnson**: *PFWA All-Rookie*

ST **J.T. Gray**: *AP All-Pro 2nd Team; PFWA All-NFC*

PR **Deonte Harris**: *AP All-Pro 1st Team; PFWA*

*All-NFL, All-NFC and All-Rookie; SN All-Pro*

DE **Cameron Jordan**: *AP All-Pro 2nd Team; PFWA All-NFL and All-NFC; SN All-Pro*

# NFL HONORS



HISTORY

## ALL-PRO/ALL-ROOKIE TEAM, CONT.

CB **Marshall Lattimore**: PFWA All-NFC  
K **Wil Lutz**: PFWA All-NFC  
C **Erik McCoy**: PFWA All-Rookie  
T **Ryan Ramczyk**: AP All-Pro 1st Team; PFWA All-NFL and All-NFC  
WR **Michael Thomas**: AP All-Pro 1st Team; PFWA All-NFL and All-NFC; SN All-Pro

DE **Cameron Jordan**: PFWA All-NFC  
ST **J.T. Gray**: AP All-Pro 1st Team; PFWA All-NFL and All-NFC

**2022**  
LB **Demario Davis**: AP All-Pro 2nd Team  
WR **Chris Olave**: PFWA All-Rookie

### 2020

LB **Demario Davis**: AP All-Pro 2nd Team  
DE **Trey Hendrickson**: PFWA All-NFL  
DE **Cameron Jordan**: PFWA All-NFC; SN All-Pro  
RB **Alvin Kamara**: AP All-Pro 2nd Team  
T **Ryan Ramczyk**: AP All-Pro 2nd Team; PFWA All-NFC

### 2021

LB **Demario Davis**: AP All-Pro 2nd Team

## PRO BOWL SELECTIONS

### 1967

CB **Dave Whitsell**

### 1968

DT **Dave Rowe**

### 1969

RB **Tony Baker**, K **Tom Dempsey**,  
G **Jake Kupp**, RB **Andy Livingston**

### 1978

QB **Archie Manning**

### 1979

WR **Wes Chandler**, TE **Henry Childs**, QB **Archie Manning** (2),  
RB **Chuck Muncie**, S **Tommy Myers**

### 1981

RB **George Rogers**

### 1982

RB **George Rogers** (2)

### 1983

LB **Rickey Jackson**

### 1984

DE **Bruce Clark**, P **Brian Hansen**, LB **Rickey Jackson** (2)

### 1985

K **Morten Andersen**, LB **Rickey Jackson** (3)

### 1986

K **Morten Andersen** (2), LB **Rickey Jackson** (4), RB **Rueben Mayes**\*

### 1987

K **Morten Andersen** (3), TE **Hoby Brenner**, G **Brad Edelman**, RB **Rueben Mayes** (2)\*, LB **Sam Mills**, CB **Dave Wayner**

### 1988

K **Morten Andersen** (4), WR **Eric Martin**, LB **Sam Mills** (2)

### 1989

RB **Dalton Hilliard**, LB **Vaughan Johnson**, LB **Pat Swilling**

### 1990

K **Morten Andersen** (5), LB **Vaughan Johnson** (2), LB **Pat Swilling** (2)

### 1991

LB **Vaughan Johnson** (3), LB **Sam Mills** (3), LB **Pat Swilling** (3), ST **Bennie Thompson**

### 1992

K **Morten Andersen** (6), C **Joel Hilgenberg**, LB **Rickey Jackson** (5), LB **Vaughan Johnson** (4), LB **Sam Mills** (4), LB **Pat Swilling** (4)

### 1993

ST **Tyrone Hughes**, LB **Rickey Jackson** (6), LB **Renaldo Turnbull**

### 1994

DE **Wayne Martin**, T **William Roaf**

### 1995

CB **Eric Allen**, T **William Roaf** (2)

### 1996

T **William Roaf** (3)

### 1997

T **William Roaf** (4)

### 1998

T **William Roaf** (5)\*, DE **Joe Johnson**

### 1999

T **William Roaf** (6)

### 2000

LB **Mark Fields**, DT **La'Roi Glover**, WR **Joe Horn**, DE **Joe Johnson** (2), LB **Keith Mitchell**, T **William Roaf** (7)

### 2001

WR **Joe Horn** (2), DT **La'Roi Glover** (2), S **Sammy Knight**

### 2002

WR **Joe Horn** (3), KR **Michael Lewis**, ST **Fred McAfee**, RB **Deuce McAllister**

### 2003

RB **Deuce McAllister**\* (2), G **LeCharles Bentley**\*

### 2004

P **Mitch Berger**, WR **Joe Horn** (4)

### 2005

C **LeCharles Bentley** (2)

# NFL HONORS

## PRO BOWL SELECTIONS, CONT.

### 2006

QB Drew Brees, T Jammal Brown\*, DE Will Smith

### 2008

QB Drew Brees (2), T Jammal Brown (2)

### 2009\*\*

QB Drew Brees (3), G Jahri Evans, C Jonathan Goodwin, S Roman Harper, S Darren Sharper, T Jon Stinchcomb, LB Jonathan Vilma

### 2010

QB Drew Brees (4), G Jahri Evans (2), S Roman Harper (2), G Carl Nicks, LB Jonathan Vilma (2)

### 2011

QB Drew Brees (5), T Jermon Bushrod, G Jahri Evans (3), TE Jimmy Graham, G Carl Nicks (2)

### 2012

QB Drew Brees (6), T Jermon Bushrod (2), G Jahri Evans (4), P Thomas Morstead

### 2013

QB Drew Brees (7), G Jahri Evans (5), TE Jimmy Graham (3), G Ben Grubbs, DE Cameron Jordan

### 2014

QB Drew Brees (8), G Jahri Evans\* (6), TE Jimmy Graham (2), RB Mark Ingram

### 2015

DE Cameron Jordan (2)

### 2016

QB Drew Brees (9)

### 2017

QB Drew Brees (10), RB Mark Ingram II (2), DE Cameron Jordan (3), RB Alvin Kamara, CB Marshon Lattimore, WR Michael Thomas, G Larry Warford

### 2018

T Terron Armstead\*, QB Drew Brees\* (11), DE Cameron Jordan (4), RB Alvin Kamara (2), G Andrus Peat, WR Michael Thomas\* (2), G Larry Warford (2), C Max Unger\*

### 2019

T Terron Armstead (2), QB Drew Brees (12), TE Jared Cook, WR/RS Deonte Harris, DE Cameron Jordan (5), RB Alvin Kamara (3), CB Marshon Lattimore (2)\*, K Wil Lutz, G Andrus Peat (2), WR Michael Thomas (3), G Larry Warford (3)

### 2020

T Terron Armstead (3)\*, DE Cameron Jordan (6)\*, RB Alvin Kamara (4)\*, CB Marshon Lattimore (3)\*, G Andrus Peat (3)\*

### 2021

S J.T. Gray (1-special teams), DE Cameron Jordan (7), RB Alvin Kamara (5), CB Marshon Lattimore (4)

### 2022

LB Demario Davis (1), DE Cameron Jordan (8)

\* - did not play

\*\* - Super Bowl participant, players did not play

( ) - number of multiple selections to squad as a Saint

## NFC PLAYERS OF THE MONTH (AWARDED SINCE 1986)

### 1988

Sept.: LB Rickey Jackson (Defense)

### 1989

Oct.: QB Bobby Hebert (Offense)

### 1990

Dec.: LB Rickey Jackson (Defense, 2)

### 1991

Sept.: LB Sam Mills (Defense)

### 1993

Sept.: LB Renaldo Turnbull (Defense)

### 1994

Oct.: KR-PR Tyrone Hughes (Special Teams)

### 1997

Nov.: K Doug Brien (Special Teams)

### 2000

Oct.: DT La'Roi Glover (Defense)

### 2001

Oct.: RB Ricky Williams (Offense); Oct.: K John Carney (Special Teams)

### 2002

Oct.: RB Deuce McAllister (Offense)

### 2006

Sept.: K John Carney (Special Teams, 2)

### 2008

Sept.: QB Drew Brees (Offense)

### 2009

Sept.: QB Drew Brees (Offense, 2); Oct.: S Darren Sharper (Defense)

### 2010

Sept.: KR-ST Courtney Roby (Special Teams)

### 2011

Dec./Jan.: QB Drew Brees (Offense, 3)

### 2013

Sept.: TE Jimmy Graham (Offense)

### 2014

Oct.: K Shayne Graham (Special Teams)

### 2017

Oct.: DE Cameron Jordan (Defense)

### 2018

Sept.: K Wil Lutz (Special Teams)  
Nov.: QB Drew Brees (Offense, 4)

# NFL HONORS

## NFC PLAYERS OF THE MONTH, CONT. (AWARDED SINCE 1986)

---



HISTORY

### 2019

Sept.: P Thomas Morstead (Special Teams)  
Nov.: WR Michael Thomas (Offense)  
Dec.: QB Drew Brees (Offense, 5)

### 2020

Nov.: DE Cameron Jordan (Defense, 2)

### 2021

Oct.: P Blake Gillikin (Special Teams)

(-) - number of multiple selections to honor as a Saint

## NFC ROOKIE OF THE MONTH

---

### 2000

Sept.: DE Darren Howard (Defense); Dec.: DE Darren Howard (Defense, 2)

### 2006

Oct.: WR Marques Colston (Offense); Dec.: RB Reggie Bush (Offense)

(-) - number of multiple selections to honor as a Saint

## NFL ROOKIE OF THE MONTH

---

### 2017

Oct.: CB Marshon Lattimore (Defense); Nov.: RB Alvin Kamara (Offense); Dec.: CB Marshon Lattimore (Defense, 2)

### 2022

Sept.: WR Chris Olave (Offense);  
(-) - number of multiple selections to honor as a Saint

## NFC PLAYERS OF THE WEEK (AWARDED SINCE 1984)

---

### 1984

Week 11: DE Jim Wilks (Defense); Week 12: DT Bruce Clark (Defense)

QB Bobby Hebert (Offense, 3); Week 17: S Gene Atkins (Defense)

### 1985

Week 3: QB Dave Wilson (Offense)

### 1992

Week 6: LB Rickey Jackson (Defense, 5); Week 14: DE Wayne Martin (Defense)

### 1986

Week 7: RB Rueben Mayes (Offense); Week 9: LB Rickey Jackson (Defense); Week 10: DE Bruce Clark (Defense, 2)

### 1993

Week 2: QB Wade Wilson (Offense); Week 3: P Tommy Barnhardt (Special Teams); Week 3: LB Renaldo Turnbull (Defense); Week 4: K Morten Andersen (Special Teams); Week 4: LB Vaughan Johnson (Defense); Week 13: KR Tyrone Hughes (Special Teams)

### 1987

Week 9: RB Dalton Hilliard (Offense); Week 11: DE Jim Wilks (Defense, 2); Week 14: QB Bobby Hebert (Offense); Week 15: LB Rickey Jackson (Defense, 2)

### 1994

Week 3: LB Darion Conner (Defense); Week 5: LB James Williams (Defense); Week 8: KR/PR Tyrone Hughes (Special Teams, 2); Week 15: K Morten Andersen (Special Teams, 2); Week 17: P Tommy Barnhardt (Special Teams, 2)

### 1988

Week 8: LB Rickey Jackson (Defense, 3); Week 12: QB Bobby Hebert (Offense, 2)

### 1995

Week 9: KR/PR Tyrone Hughes (Special Teams, 3); Week 10: K Doug Brien (Special Teams)

### 1989

Week 7: RB Dalton Hilliard (Offense, 2); Week 8: LB Pat Swilling (Defense); Week 11: LB Pat Swilling (Defense, 2)

### 1996

Week 16: DT Wayne Martin (Defense, 2)

### 1990

Week 10: RB Craig Heyward (Offense)

### 1997

Week 4: DT Wayne Martin (Defense, 3); Week 12: S Chris Hewitt (Special Teams); Week 14: K Doug Brien (Special Teams, 2); Week 16: P Mark Royals (Special Teams)

### 1991

Week 5: LB Rickey Jackson (Defense, 4); Week 10: LB Pat Swilling (Defense, 3); Week 16:



# NFL HONORS

## NFC PLAYERS OF THE WEEK, CONT. (AWARDED SINCE 1984)

### 1998

**Week 4:** LB Mark Fields (Defense); **Week 8:** P Mark Royals (Special Teams, 2); **Week 14:** DT La'Roi Glover (Defense)

### 1999

**Week 16:** CB Fred Weary (Defense)

### 2000

**Week 6:** DT La'Roi Glover (Defense, 2); **Week 7:** DT La'Roi Glover (Defense, 3); **Week 9:** LB Keith Mitchell (Defense); **Week 10:** QB Jeff Blake (Offense); **Week 11:** LB Keith Mitchell (Defense, 2); **Week 13:** DT La'Roi Glover (Defense, 4)

### 2001

**Week 1:** S Sammy Knight (Defense); **Week 4:** RB Ricky Williams (Offense); **Week 4:** K John Carney (Special Teams); **Week 7:** S Sammy Knight (Defense, 2); **Week 7:** K John Carney (Special Teams, 2)

### 2002

**Week 1:** RB Fred McAfee (Special Teams); **Week 6:** WR Michael Lewis (Special Teams), DE Darren Howard (Defense); **Week 7:** QB Aaron Brooks (Offense); **Week 10:** S Steve Gleason (Special Teams)

### 2003

**Week 7:** QB Aaron Brooks (Offense, 2); **Week 9:** DE Willie Whitehead (Defense); **Week 13:** RB Deuce McAllister (Offense); **Week 15:** QB Aaron Brooks (Offense, 3)

### 2004

**Week 3:** K John Carney (Special Teams, 3); **Week 14:** P Mitch Berger (Special Teams); **Week 15:** RB Aaron Stecker (Special Teams); **Week 16:** WR Michael Lewis (Special Teams, 2); **Week 17:** DE Tony Bryant (Special Teams)

### 2005

**Week 1:** K John Carney (Special Teams, 4); **Week 4:** DE Darren Howard (Defense, 2)

### 2006

**Week 3:** LB Scott Fujita (Defense); **Week 5:** RB Reggie Bush (Special Teams); **Week 9:** QB Drew Brees (Offense); **Week 13:** RB Reggie Bush (Offense); **Week 14:** QB Drew Brees (Offense, 2)

### 2007

**Week 8:** QB Drew Brees (Offense, 3); **Week 15:** QB Drew Brees (Offense, 4)

### 2008

**Week 5:** RB Reggie Bush (Special Teams, 2); **Week 6:** QB Drew Brees (Offense, 5); **Week 8:** QB Drew Brees (Offense, 6); **Week 12:** QB Drew Brees (Offense, 7)

### 2009

**Week 1:** QB Drew Brees (Offense, 8); **Week 4:** S Darren Sharper (Defense); **Week 6:** QB Drew Brees (Offense, 9); **Week 9:** DL Anthony Hargrove (Defense); **Week 11:** P Thomas Morstead (Special Teams); **Week 12:** QB Drew Brees (Offense, 10); **Week 17:** P Thomas Morstead (Special Teams, 2)

### 2010

**Week 2:** K Garrett Hartley (Special Teams); **Week 12:** S Malcolm Jenkins (Defense); **Week 14:** S Malcolm Jenkins (Defense, 2)

### 2011

**Week 2:** S Roman Harper (Defense); **Week 7:** QB Drew Brees (Offense, 11); **Week 10:** S Roman Harper (Defense, 2); **Week 12:** QB Drew Brees (Offense, 12); **Week 16:** QB Drew Brees (Offense, 13)

### 2012

**Week 5:** QB Drew Brees (Offense, 14); **Week 10:** TE Jimmy Graham (Offense)

### 2013

**Week 3:** TE Jimmy Graham (Offense, 2); **Week 4:** QB Drew Brees (Offense, 15); **Week 10:** QB Drew Brees (Offense, 16); **Week 17:** QB Drew Brees (Offense, 17)

### 2014

**Week 9:** OLB Junior Galette (Defense); **Week 13:** QB Drew Brees (Offense, 18)

### 2015

**Week 4:** QB Drew Brees (Offense, 19); **Week 6:** LB Michael Mauti (Special Teams); **Week 8:** QB Drew Brees (Offense, 20)

### 2016

**Week 6:** K Wil Lutz (Special Teams); **Week 8:** K Wil Lutz (Special Teams, 2); **Week 12:** RB Mark Ingram II (Offense)

### 2017

**Week 6:** DE Cameron Jordan (Defense); **Week 9:** DB Justin Hardee (Special Teams); **Week 11:** RB Mark Ingram II (Offense, 2)

### 2018

**Week 3:** QB Drew Brees (Offense, 21); **Week 4:** LB Demario Davis (Defense); **Week 5:** QB Drew Brees (Offense, 22); **Week 8:** CB P.J. Williams (Defense); **Week 9:** WR Michael Thomas (Offense); **Week 14:** QB Taysom Hill (Special Teams)

# NFL HONORS

## NFC PLAYERS OF THE WEEK, CONT. (AWARDED SINCE 1984)

### 2019

**Week 3:** P **Thomas Morstead** (Special Teams, 3);  
**Week 7:** P **Thomas Morstead** (Special Teams, 4);  
**Week 13:** DE **Cameron Jordan** (Defense, 2); **Week 15:** QB **Drew Brees** (Offense, 23)

### 2020

**Week 1:** P **Thomas Morstead** (Special Teams, 5);  
**Week 5:** K **Wil Lutz** (Special Teams, 2); **Week 16:** RB **Alvin Kamara** (Offense)

### 2021

**Week 5:** CB **Marshon Lattimore** (Defense); **Week 7:** RB **Alvin Kamara** (Offense, 2); **Week 15:** DE **Cameron Jordan** (Defense, 3); **Week 17:** DE

**Cameron Jordan** (Defense, 4)

### 2022

**Week 5:** TE **Taysom Hill** (Offense); **Week 17:** DE **Cameron Jordan** (Defense, 5)

( ) - number of multiple selections to honor as a Saint



HISTORY

# NFL DRAFT HISTORY

## 1967 EXPANSION DRAFT

Held Feb. 10, 1967

In what became the foundation of New Orleans' first team, the Saints selected 42 players in an expansion draft, using the same procedures as in the formation of the Atlanta Falcons in 1966. The Falcons were exempted from the expansion draft in 1967, thus leaving 14 teams from whom the Saints selected players. The procedures that were in place for the Saints were as follows: Each of the other 14 NFL teams froze 29 players from its 40-man roster, leaving 11 players available to be selected. The Saints chose one player from those 11 remaining on each team. Then, each team froze two additional players, leaving eight on each list, from which the Saints chose two more.

Tom Barrington, fb	Ohio State (from Washington)
Jim Battle, t	Southern (from Cleveland)
Charlie Bradshaw, t	Baylor (from Pittsburgh)
Jackie Burkett, lb	Auburn (from Baltimore Colts)
Dave Cahill, dt	Arizona State (from Philadelphia)
Bill Cody, lb	Auburn (from Detroit)
Don Croftcheck, g	Indiana (from Washington)
Jim Curry, c	Georgia Tech (from Green Bay)
Ted Davis, lb	Georgia Tech (from Baltimore Colts)
Jim Garcia, de	Cal State-Chico (from N.Y. Giants)
Tom Hall, wr	Minnesota (from Minnesota)
Steve Heckard, wr	Davidson (from L.A. Rams)
Jimmy Heidel, db	Mississippi (from St. Louis Cardinals)
Paul Hornung, rb	Notre Dame (from Green Bay)
Billy Kilmer, qb	UCLA (from San Francisco)
Elbert Kimbrough, db	Northwestern (from San Francisco)
Kent Kramer, te	Minnesota (from San Francisco)
Jackie Kupp, g	Washington (from Washington)
Earl Leggett, dt	Louisiana State (from L.A. Rams)
Obert Logan, db	Trinity (Texas) (from Dallas)
Riley Mattson, t	Oregon (from Chicago)
John Morrow, c	Michigan (from Cleveland)
Ray Ogden, te	Alabama (from St. Louis Cardinals)
Ray Rissmiller, t	Georgia (from Philadelphia)
Walt Roberts, wr	San Jose State (from Cleveland)
George Rose, db	Auburn (from Minnesota)
Bill Sandeman, t	Pacific (from Dallas)
Bob Scholtz, t	Notre Dame (from N.Y. Giants)
Brian Schweda, de	Kansas (from Chicago)
Dave Simmons, lb	Georgia Tech (from St. Louis Cardinals)
Jerry Simmons, wr	Bethune-Cookman (from Pittsburgh)
Bob Smith, rb	North Texas State (from Pittsburgh)
Bobby Lee Smith, db	UCLA (from Detroit)
Larry Stephens, dt	Texas (from Dallas)
Steve Stonebreaker, lb	Detroit (from Baltimore Colts)
Mike Tilleman, dt	Montana (from Minnesota)
Phil Vandersea, lb	Massachusetts (from Green Bay)
Willie Walker, wr	Tennessee State (from Detroit)
Joe Wendyhoski, g	Illinois (from L.A. Rams)
Dave Whitsell, db	Indiana (from Chicago)
Fred Whittingham, lb	Cal Poly-San Luis Obispo (from Philadelphia)
Gary Wood, qb	Cornell (from N.Y. Giants)

## 1967 DRAFT

Held March 14, 1967

The first combined AFL-NFL draft was held in 1967. A player's overall order of selection is designated by a number after his position. In 1967, the expansion New Orleans Saints received the first and last choices in each round and an additional choice at the end of the 2nd, 3rd and 4th rounds.

1a.	traded to Baltimore
1b.	Leslie Kelley, fb (26) Alabama
2a.	James (Bo) Burns, s (27) Houston
2b.	John Gilliam, rb (52) South Carolina State
2c.	David Rowe, de (53) Penn State
3a.	traded to Baltimore
3b.	Del Williams, g (79) Florida State
3c.	Ben Hart, wr (80) Oklahoma
4a.	Ron Widby, p (81) Tennessee
4b.	Bill Carr, c (106) Florida
4c.	Tom Stangle, t (107) Dayton
5a.	Don McCall, rb (108) Southern California
5b.	John Douglas, cb (133) Texas Southern
5c.	George Harvey, g (134) Kansas
6b.	Charles (Bo) Wood, lb (159) North Carolina

7a.	Gary Hertzog, g (160) Williamette
7b.	Bob McKelvey, lb (185) Northwestern
8a.	Sam Harris, te (186) Colorado
8b.	Barry Siler, lb (211) Albion
9a.	Tim Lavens, te (212) Idaho
9b.	Eugene Ross, cb (237) Oklahoma
10a.	Charles Brown, rb (238) Missouri
10b.	Roosevelt Robertson, te (263) North Carolina College
11a.	Jim Benson, g (264) Florida
11b.	Bernard Corbin, cb (288) Alabama A&M
12a.	Ronnie Pack, g (289) Texas Tech
12b.	John Robinson, wr (315) Tennessee A&I
13a.	Bill Stetz, lb (316) Boston College
13b.	Gary Sznackick, s (341) Missouri
14a.	Jim Hester, te (342) North Carolina
14b.	George Stetter, cb (367) Virginia
15a.	John Snow, dt (368) Wake Forest
15b.	Darrell Johnson, rb (393) Lamar
16a.	Marcus Rhoden, wr (394) Mississippi State
16b.	Bruce Cortez, cb (419) Parsons College
17a.	Dan Abramowicz, wr (420) Xavier (Ohio)
17b.	Billy Bob Stewart, lb (438) Southern Methodist (choice acquired from Baltimore)
17c.	Jimmy Walker, s (445) Providence



WR Danny Abramowicz

## 1968 DRAFT

Held January 30-31, 1968

1a.	traded to Green Bay
1b.	Kevin Hardy, de (7) Notre Dame (choice acquired from Minnesota)
2.	choice to Los Angeles for joining scouting combine
3.	Dave Szmakowski, wr (59) West Texas State
4a.	Willie Crittendon, dt (85) Tulsa
4b.	Dan Sartin, g (103) Mississippi
5.	Ronnie Lee South, qb (115) Arkansas
6.	traded to San Francisco
7a.	Ray Phillips, g (169) Michigan (choice acquired from Detroit)
7b.	Eugene Howard, cb (175) Langston
8.	Dick Swatland, g (195) Notre Dame
9.	Joe Blake, g (223) Tulsa
10.	Doug Robinson, s (254) Iowa State
11.	Bennie Blocker, rb (276) South Carolina State
12.	John Beck, cb (303) San Diego State
13.	Kayo Trepanier, t (331) Montana State
14.	Herbert Covington, rb (359) Memphis State
15.	Wilmer Cooks, rb (384) Colorado
16.	Elie Ghattas, g (411) Ball State
17.	Jim Ferguson, lb (439) Southern California

## 1969 DRAFT

Held January 28-29, 1969

1a.	traded to San Francisco
1b.	John Shinner, g (17) Xavier (Ohio) (choice acquired from Minnesota)
2a.	traded to Baltimore
2b.	Richard Neal, de (45) Southern (choice acquired from St. Louis)
3.	traded to Detroit
4a.	Dennis Hale, s (85) Minnesota
4b.	Bob Hudspeth, t (102) Southern Illinois (choice acquired from Dallas)
5a.	Tony Kyasyk, s (111) Syracuse
5b.	Keith Christensen, t (117) Kansas

# NFL DRAFT HISTORY



HISTORY

- (choice acquired from N.Y. Giants)
6. Bob Miller, te (138) . . . . . Southern California
  7. traded to Baltimore
  8. Jim Lawrence, wr (189) . . . . . Southern California
  9. Joe Owens, lb (215) . . . . . Alcorn State
  10. McKinley Reynolds, rb (241) . . . . . Hawaii
  11. Tommy Morel, wr (267) . . . . . Louisiana State
  12. Tom Broadhead, rb (293) . . . . . Santa Barbara State
  13. Joe Robillard, cb (319) . . . . . Linfield (Oregon)
  14. Gary Loyd, p (345) . . . . . California Lutheran
  15. Bill Waller, wr (371) . . . . . Xavier (Ohio)
  16. Eddie Hargett, qb (397) . . . . . Texas A&M
  17. Chico Kurzawski, s (423) . . . . . Northwestern

- 8c. (choice acquired from Washington)  
Bob Gresham, rb (201) . . . . . West Virginia
- (choice acquired from Oakland)
9. Tom Williams, s (210) . . . . . Williamette
10. Rocky Pampin, rb (239) . . . . . Hawaii  
(choice acquired from Philadelphia)
11. Bob Pollard, de (262) . . . . . Weber State
12. Ron Gathright, cb (288) . . . . . Morehead State
13. Don Burchfield, te (314) . . . . . Ball State
14. Bobby Scott, qb (340) . . . . . Tennessee
15. Bart Graves, de (366) . . . . . Tulane
16. Craig Robinson, t (392) . . . . . Houston
17. Hermann Eban, wr (428) . . . . . Oklahoma State  
(choice acquired from Washington)

## 1970 DRAFT


*Held January 27-28, 1970*

1. Ken Burrough, wr (10) . . . . . Texas Southern
2. traded to Cleveland
3. Clovis Swinney, de (62) . . . . . Arkansas State
4. Delles Howell, cb (88) . . . . . Grambling
- 5a. Glenn Cannon, s (106) . . . . . Mississippi  
(choice acquired from Chicago)
- 5b. traded to Washington
- 5c. Steve Ramsey, qb (126) . . . . . North Texas State  
(choice acquired from Los Angeles)
6. Mel Easley, cb (140) . . . . . Oregon State
7. Lon Woodard, de (166) . . . . . San Diego State
8. Lawrence Estes, de (192) . . . . . Alcorn State
9. Jim Otis, rb (218) . . . . . Ohio State
10. Jim Brumfield, rb (244) . . . . . Indiana State
11. Gary Klahr, lb (270) . . . . . Arizona
12. Willie Davenport, cb (296) . . . . . Southern
13. Ralph Miller, te (322) . . . . . Alabama State  
(selection was declared ineligible by NFL)
14. Doug Sutherland, de (348) . . . . . Wisconsin-Superior
15. Jim Vest, de (374) . . . . . Washington State
16. Cliff Gasper, dt (400) . . . . . Grambling
17. Doug Wyatt, s (426) . . . . . Tulsa

## 1971 DRAFT

*Held January 28-29, 1971*

1. Archie Manning, qb (2) . . . . . Mississippi
- 2a. traded to Chicago



**QB Archie Manning**

- 2b. Sam Holden, t (31) . . . . . Grambling  
(choice acquired from Houston)
3. Bivian Lee, cb (54) . . . . . Prairie View A&M
- 4a. traded to Dallas
- 4b. Carlos Bell, te (82) . . . . . Houston
- 4c. Wimpy Winther, c (88) . . . . . Mississippi  
(choice acquired from Washington)
- 4d. D'artagnan Martin, cb (91) . . . . . Kentucky State
- 4e. Don Morrison, t (98) . . . . . Texas-Arlington
5. traded to Pittsburgh
6. Don Morehead, rb (132) . . . . . Michigan
- 7a. Larry DiNardo, g (158) . . . . . Notre Dame
- 7b. Bob Newland, wr (172) . . . . . Oregon  
(choice acquired from Kansas City)
- 8a. traded to Pittsburgh
- 8b. James Elder, cb (194) . . . . . Southern

## 1972 DRAFT

*Held February 1-2, 1972*

1. Royce Smith, g (8) . . . . . Georgia
- 2a. Willie Hall, lb (31) . . . . . Southern California  
(choice acquired from Houston)
- 2b. traded to Oakland
- 3a. Bob Kuziel, c (60) . . . . . Pittsburgh
- 3b. Tom Myers, s (74) . . . . . Syracuse  
(choice from Baltimore through Oakland)
- 4a. Mike Crangle, de (85) . . . . . Tennessee-Martin
- 4b. Joe Federspiel, lb (99) . . . . . Kentucky  
(choice acquired from Washington through L.A. Rams & Philadelphia)
- 4c. Mike Coleman, de (101) . . . . . Knoxville College  
(choice acquired from Kansas City)
- 5a. Bill Butler, rb (111) . . . . . Kansas State  
(choice acquired from Green Bay)
- 5b. Carl Johnson, t (112) . . . . . Nebraska
- 5c. Bob Davies, s (126) . . . . . South Carolina  
(choice acquired from Baltimore)
- 6a. Wayne Dorton, g (137) . . . . . Arkansas State
- 6b. Curt Watson, rb (150) . . . . . Tennessee  
(choice acquired from Oakland)
7. Ernie Jackson, cb (164) . . . . . Duke
8. Ron Vinson, wr (189) . . . . . Abilene Christian
9. Kent Bransletter, dt (216) . . . . . Houston
10. Andy Kupp, g (241) . . . . . Idaho
11. Paul Dongieux, lb (267) . . . . . Mississippi
12. Steve Lockhart, te (293) . . . . . Arkansas State
13. Cephus Weatherspoon, wr (320) . . . . . Fort Lewis
14. Steve Barrios, wr (345) . . . . . Tulane
15. Rusty Lachaussee, qb (372) . . . . . Tulane
16. Joe Balthrop, g (397) . . . . . Tennessee
17. Dick Graham, wr (424) . . . . . Oklahoma State

## 1973 DRAFT

*Held January 30-31, 1973*

1. traded to Baltimore
- 2a. Derland Moore, de (29) . . . . . Oklahoma
- 2b. Steve Baumgartner, de (51) . . . . . Purdue  
(choice acquired from Washington through N.Y. Jets)
- 3a. traded to Washington
- 3b. Pete Van Valkenburg, rb (66) . . . . . Brigham Young  
(choice acquired from N.Y. Jets)
- 4a. traded to Detroit
- 4b. Jim Merlo, lb (86) . . . . . Stanford  
(choice acquired from Baltimore)
5. traded to Denver
- 6a. traded to Washington
- 6b. Marty Shuford, rb (134) . . . . . Arizona  
(choice from New England)
7. Billy Cahill, s (158) . . . . . Washington
- 8a. Bob Peterson, g (185) . . . . . Utah
- 8b. Doug Winslow, wr (207) . . . . . Drake  
(choice acquired from Washington)
9. Mike Fink, cb (210) . . . . . Missouri
10. Jeff Horsley, rb (237) . . . . . North Carolina Central
11. James Owens, rb (262) . . . . . Auburn
12. Paul Orndorff, te (289) . . . . . Tampa
13. Richard Watkins, dt (314) . . . . . Weber State
14. Paul Fersen, t (341) . . . . . Georgia
15. Mike Evenson, c (366) . . . . . North Dakota State
16. Howard Stevens, rb (392) . . . . . Louisville
17. Bobby Garner, te (418) . . . . . Winston-Salem State



# NFL DRAFT HISTORY



HISTORY

## 1974 DRAFT

*Held January 29-30, 1974*

- Rick Middleton, lb (13) ..... Ohio State (swapped #1 choices from Detroit)
- Paul Seal, te (36) ..... Michigan
- traded to Cincinnati
- traded to Minnesota
- Rod McNeil, rb (88) ..... Southern California (choice acquired from San Francisco)
- Joel Parker, wr (113) ..... Florida (choice acquired from San Francisco)
- traded to Cincinnati
- Terry Schmidt, cb (121) ..... Ball State (choice acquired from Atlanta)
- traded to Detroit
- traded to Miami
- traded to N.Y. Jets
- Alvin Maxson, rb (201) ..... Southern Methodist (choice acquired from Oakland)
- Phil LaPorta, t (217) ..... Penn State
- Frosty Anderson, wr (235) ..... Nebraska (choice acquired from Houston)
- Tommy Thibodeaux, g (242) ..... Tulane
- Kent Merritt, wr (270) ..... Virginia
- James Buckmon, de (295) ..... Pittsburgh
- Mike Truax, lb (320) ..... Tulane
- Kent Marshall, s (348) ..... Texas Christian
- Larry Cipa, qb (373) ..... Michigan
- Don Coleman, lb (398) ..... Michigan
- Marvin Williams, wr (426) ..... Western Illinois

## 1975 DRAFT

*Held January 28-29, 1975*

- Larry Burton, wr (7) ..... Purdue
- Kurt Schumacher, g (12) ..... Ohio State (choice acquired from N.Y. Jets for Billy Newsome)
- Lee Gross, c (32) ..... Auburn
- Andrew Jones, rb (60) ..... Washington State
- Elois Grooms, de (63) ..... Tennessee Tech (choice acquired from Detroit through Minnesota)
- traded to San Francisco
- John Starkebaum, s (92) ..... Nebraska (choice acquired from Philadelphia)
- Charles Hall, de (99) ..... Tulane (choice acquired from St. Louis)
- traded to Chicago
- traded to Detroit
- Mike Lemon, lb (149) ..... Kansas (choice acquired from Buffalo)
- Steve Rogers, rb (163) ..... Louisiana State
- traded to St. Louis
- Mike Strachan, rb (216) ..... Iowa State
- Chuck Heater, rb (241) ..... Michigan
- Danny Lee, p (266) ..... NE Louisiana
- Ron Gustafson, wr (294) ..... North Dakota State
- Jim Upchurch, rb (319) ..... Arizona
- Randy Rhino, cb (343) ..... Georgia Tech
- Grant Burget, rb (372) ..... Oklahoma
- Mike McDonald, lb (397) ..... Catawba
- Greg Westbrook, lb (422) ..... Colorado

## 1976 DRAFT

*Held April 8-9, 1976*

- Chuck Muncie, rb (3) ..... California
- Tony Galbreath, rb (32) ..... Missouri
- traded to San Francisco
- Bob Simmons, t (77) ..... Texas (choice acquired from Washington through San Diego)
- Tinker Owens, wr (95) ..... Oklahoma
- Scott Parrish, t (127) ..... Utah State
- Terry Steve, g (160) ..... Wisconsin
- traded to Miami
- Ed Bauer, g (201) ..... Notre Dame (choice acquired from Baltimore through Chicago & Oakland)

- Craig Cassady, s (213) ..... Ohio State
- Warren Peiffer, dt (240) ..... Iowa
- Junior Hardin, lb (269) ..... Eastern Kentucky
- Greg Kokal, qb (294) ..... Kent State
- Milton Butts, t (323) ..... North Carolina State
- Kenny Downing, s (350) ..... Missouri
- Rich Hucke, de (379) ..... Western Montana
- Steve Seminoff, dt (406) ..... Wichita State
- Gene Jones, t (435) ..... Bowling Green
- Scott MacDonald, te (462) ..... West Virginia

## 1977 DRAFT

*Held May 3-4, 1977*

- Joe Campbell, de (7) ..... Maryland
- Mike Fultz, dt (34) ..... Nebraska
- Robert Watts, lb (64) ..... Boston College
- traded to L.A. Rams for lb Ken Bordelon
- Dave Lafary, t (118) ..... Purdue
- Dave Hubbard, t (136) ..... Brigham Young (choice acquired from Baltimore)
- Cliff Parsley, p (147) ..... Oklahoma State
- Tom Schick, g (162) ..... Maryland (choice acquired from L.A. Rams)
- Greg Boykin, rb (174) ..... Northwestern
- Jimmy Stewart, s (201) ..... Tulsa
- Dave Knowles, t (231) ..... Indiana
- Rafael Septien, c (258) ..... SW Louisiana
- John Blain, t (285) ..... San Jose State
- Oakley Dalton, dt (315) ..... Jackson State

## 1978 DRAFT

*Held May 2-3, 1978*

- Wes Chandler, wr (3) ..... Florida
- James Taylor, t (33) ..... Missouri
- Barry Bennett, dt (60) ..... Concordia (Minn.)
- Don Schwartz, s (87) ..... Washington State
- Eric Felton, cb (115) ..... Texas Tech
- Mike Rieker, qb (141) ..... Lehigh
- Francis Chesley, lb (157) ..... Wyoming (choice acquired from Washington through Houston)
- traded to N.Y. Jets for de Richard Neal
- Brooks Williams, te (199) ..... North Carolina
- Richard Carter, cb (226) ..... North Carolina State
- traded to N.Y. Giants for lb Pat Hughes
- Nathan Besaint, dt (283) ..... Southern
- David Riley, rb (285) ..... West Virginia (choice acquired from Seattle)
- Larry Hardy, te (309) ..... Jackson State

## 1979 DRAFT

*Held May 3-4, 1979*


- Russell Erxleben, k-p (11) ..... Texas
- Reggie Mathis, lb (38) ..... Oklahoma
- traded to Miami as compensation for signing de Don Reese
- Jim Kovach, lb (93) ..... Kentucky
- Harlan Huckleby, rb (120) ..... Michigan
- Ricky Ray, cb (146) ..... Norfolk State
- Stan Sysytsa, lb (176) ..... Minnesota
- Doug Panfil, g (202) ..... Tulsa
- traded to Kansas City for dt Keith Simons
- traded to Oakland for lb Floyd Rice
- Dave Hall, wr (285) ..... Missouri-Rolla
- Kelsey Finch, rb (311) ..... Tennessee

## 1980 DRAFT

*Held April 29-30, 1980*

- Stan Brock, t (12) ..... Colorado
- David Waymer, cb (41) ..... Notre Dame
- traded to Minnesota for T Steve Riley
- Mike Jolly, cb (96) ..... Michigan
- traded to Minnesota for T Steve Riley
- Lester Boyd, lb (150) ..... Kentucky
- Mike Morucci, rb (177) ..... Bloomsburg State
- Chuck Evans, lb (206) ..... Stanford

# NFL DRAFT HISTORY



T Stan Brock

- 9. Frank Mordica, rb (233) ..... Vanderbilt
- 10. Tanya Webb, de (262) ..... Michigan State
- 11. George Woodard, rb (289) ..... Texas A&M
- 12. Kiser Lewis, lb (318) ..... Florida A&M

## 1981 DRAFT

*Held April 28-29, 1981*

- 1. George Rogers, rb (1) ..... South Carolina
- 1. Dave Wilson, qb ..... Illinois  
(Supplemental '81 draft choice)
- 2a. Russell Gary, s (29) ..... Nebraska
- 2b. Rickey Jackson, lb (51) ..... Pittsburgh  
(choice acquired from San Diego)
- 3a. Frank Warren, de (57) ..... Auburn
- 3b. Hoby Brenner, te (71) ..... Southern California  
(choice acquired from Minnesota)
- 4. Nat Hudson, g (139) ..... Georgia  
traded to Miami for qb Guy Benjamin
- 5a. Louis Oubre, g (112) ..... Oklahoma
- 5b. Jerry Boyarsky, nt (128) ..... Pittsburgh  
(choice acquired from Minnesota)
- 6a. Nat Hudson, g (139) ..... Georgia
- 6b. Johnnie Poe, cb (144) ..... Missouri  
(choice acquired from Tampa Bay)
- 6c. Glen Redd, lb (166) ..... Brigham Young  
(choice acquired from Oakland)
- 7. Kevin Williams, wr (167) ..... Southern California  
traded to New England for g Sam Adams
- 8a. Gene Gladys, lb (214) ..... Penn State  
(choice acquired from Buffalo)
- 8c. Kevin Evans, s (215) ..... Arkansas  
(choice acquired from San Diego)
- 9. Toussaint Tyler, rb (222) ..... Washington
- 10. Hokie Gajan, rb (249) ..... Louisiana State
- 11. Lester Mickens, wr (277) ..... Kansas
- 12. Jim Wilks, dt (305) ..... San Diego State

## 1982 DRAFT

*Held April 27-28, 1982*

- 1a. choice exercised in 1981 supplemental draft for qb Dave Wilson
- 1b. Lindsay Scott, wr (13) ..... Georgia  
(choice acquired from Green Bay through San Diego)
- 2. Brad Edelman, c (30) ..... Missouri
- 3a. Rodney Lewis, cb (58) ..... Nebraska
- 3b. Eugene Goodlow, wr (66) ..... Kansas State  
(choice acquired from Minnesota)
- 3c. Kenny Duckett, wr (68) ..... Wake Forest  
(choice acquired from Washington)
- 3d. John Krimm, s (76) ..... Notre Dame  
(choice acquired from San Diego)
- 4. Morten Andersen, k (86) ..... Michigan State
- 5. Tony Elliott, nt (114) ..... North Texas State
- 6. Marvin Lewis, rb (142) ..... Tulane  
traded to Miami for qb Guy Benjamin
- 8a. Chuck Slaughter, t (198) ..... South Carolina
- 8b. traded to Washington
- 9. traded to Washington
- 10. traded to Washington
- 11. traded to Washington
- 12. traded to Washington

## 1983 DRAFT

*Held April 26-27, 1983*

- 1. traded to Green Bay for de Bruce Clark
- 2. Steve Korte, g (38) ..... Arkansas
- 3a. John Tice, te (65) ..... Maryland
- 3b. Cliff Austin, rb (66) ..... Clemson  
(choice acquired from Buffalo through St. Louis)
- 4. Gary Lewis, dt (98) ..... Oklahoma State
- 5. traded to Denver
- 6. traded to Cincinnati for te Don Bass
- 7. traded to Kansas City for lb Whitney Paul
- 8. David Greenwood, s (206) ..... Wisconsin
- 9. traded to New England
- 10. traded to New England
- 11. traded to New England
- 12. traded to New England

## 1984 DRAFT

*Held May 1-2, 1984*

- 1. traded to N.Y. Jets for qb Richard Todd
- 2. James Geathers, dt (42) ..... Wichita State
- 3a. Terry Hoage, s (68) ..... Georgia  
(choice acquired from Buffalo)
- 3b. Tyrone Anthony, rb (69) ..... North Carolina
- 4a. traded to Denver for g Kelvin Clark
- 4b. Joel Hilgenberg, c (97) ..... Iowa  
(choice acquired from New England)
- 5. Jitter Fields, cb (123) ..... Texas
- 6. Don Thorp, nt (156) ..... Illinois
- 7. traded to L.A. Raiders for past consideration
- 8. Clemon Terrell, rb (210) ..... Southern Mississippi
- 9. Brian Hansen, p (237) ..... Sioux Falls College
- 10. Paul David Gray, lb (264) ..... Western Kentucky
- 11. Michel Bourgeau, de (291) ..... Boise State
- 12. Byron Nelson, t (324) ..... Arizona

## 1984 USFL SUPPLEMENTAL DRAFT

*Held June 5, 1984*

A supplemental draft was held for those players who had been eligible to be drafted by NFL teams, but who hadn't been drafted due to contracts with other professional leagues (USFL or CFL). The draft gave NFL teams the league rights to the players if they ever became free agents (through May 1, 1985).

- 1. Vaughan Johnson, lb (15) ..... North Carolina State  
(Jacksonville Bulls)
- 2. Mel Gray, rb (42) ..... Purdue  
(Los Angeles Express)
- 3. Steve Bearden, lb (69) ..... Vanderbilt  
(Memphis Showboats)

## 1985 DRAFT

*Held April 30-May 1, 1985*

- 1a. traded to Houston for rb Earl Campbell
- 1b. Alvin Toles, lb (24) ..... Tennessee  
(choice acquired from Washington)
- 2. Daren Gilbert, t (38) ..... Cal State-Fullerton
- 3. Jack Del Rio, lb (68) ..... Southern California
- 4. Billy Allen, s (95) ..... Florida State
- 5. traded to Washington
- 6. traded to Atlanta for te Junior Miller
- 7. Eric Martin, wr (179) ..... Louisiana State
- 8. Joe Kohlbrand, lb (206) ..... Miami (Fla.)
- 9. Earl Johnson, cb (236) ..... South Carolina
- 10. traded to Washington
- 11. traded to Washington
- 12. Treg Songy, s (320) ..... Tulane



HISTORY

# NFL DRAFT HISTORY

## 1986 DRAFT

Held April 29-30, 1986

- 1a. traded to Indianapolis
- 1b. Jim Dombrowski, t (6) ..... Virginia  
(choice acquired from Indianapolis)  
(swapped 1st-round picks with Indianapolis)
- 2a. Dalton Hilliard, rb (31) ..... Louisiana State
- 2b. Rueben Mayes, rb (57) ..... Washington State  
(choice acquired from Tampa Bay)
- 3b. Pat Swilling, lb (60) ..... Georgia Tech  
(choice acquired from Indianapolis)
- 3c. Barry Word, rb (62) ..... Virginia
4. Kelvin Edwards, wr (88) ..... Liberty Baptist
5. Reggie Sutton, cb (115) ..... Miami (Fla.)
6. Robert Thompson, wr (142) ..... Youngstown State
7. Gill Fenery, rb (173) ..... Holy Cross
8. Filipo Mokoisi, lb (200) ..... Utah
9. Merlon Jones, lb (226) ..... Florida A&M
10. Jonathan Dumbauld, de (253) ..... Kentucky
11. Patrick Swoopes, nt (284) ..... Mississippi State
12. Sebastian Brown, wr (311) ..... Bethune-Cookman

## 1987 DRAFT

Held April 28-29, 1987

1. Shawn Knight, de (11) ..... Brigham Young
2. Lonzell Hill, wr (40) ..... Washington
3. Michael Adams, cb (67) ..... Arkansas State
4. Steve Trapilo, g (96) ..... Boston College
5. Milton Mack, cb (123) ..... Alcorn State
6. Thomas Henley, wr (152) ..... Stanford
7. Gene Atkins, s (179) ..... Florida A&M
8. Tot Cook, cb (207) ..... Stanford
9. Scott Leach, lb (234) ..... Ohio State
10. Robert Clark, wr (263) ..... North Carolina Central
11. Arthur Wells, te (290) ..... Grambling State
12. Tyrone Sorrells, g (319) ..... Georgia Tech

## 1988 DRAFT

Held April 24-25, 1988

1. Craig Heyward, fb (24) ..... Pittsburgh
2. Brett Perriman, wr (52) ..... Miami (Fla.)
- 3a. traded to Denver
- 3b. Tony Stephens, nt (81) ..... Clemson  
(choice acquired from Denver)
4. Lydell Carr, fb (106) ..... Oklahoma
- 5a. Greg Scales, te (112) ..... Wake Forest  
(from Kansas City for lb Jack Del Rio)
- 5b. Keith Taylor, cb (134) ..... Illinois
6. Bob Sims, g (162) ..... Florida
7. Brian Forde, lb (190) ..... Washington State
8. Glenn Derby, t (218) ..... Wisconsin
9. Clarence Nunn, cb (246) ..... San Diego State
- 10a. Todd Santos, qb (274) ..... San Diego State
- 10b. Vincent Fizer, lb (276) ..... Southern  
(choice acquired from Denver)
11. Gary Couch, wr (302) ..... Minnesota
12. Paul Jurgensen, lb (330) ..... Georgia Tech

## 1989 DRAFT

Held April 23-24, 1989

1. Wayne Martin, de (19) ..... Arkansas
2. Robert Massey, cb (46) ..... North Carolina Central
3. Kim Phillips, cb (79) ..... North Texas State
4. Michael Mayes, cb (106) ..... Louisiana State
5. Kevin Haverdink, t (133) ..... Western Michigan
6. Floyd Turner, wr (159) ..... Northwestern State (La.)
7. David Griggs, lb (186) ..... Virginia
8. Fred Hadley, wr (213) ..... Mississippi State
9. Jerry Leggett, lb (246) ..... Cal State-Fullerton
10. Joe Henderson, rb (273) ..... Iowa State
11. Calvin Nicholson, cb (300) ..... Oregon State
12. Michael Cadore, wr (327) ..... Eastern Kentucky

## 1990 DRAFT

Held April 22-23, 1990

1. Renaldo Turnbull, de (14) ..... West Virginia
2. Vince Buck, cb (44) ..... Central State (Ohio)
3. Joel Smeenge, de (71) ..... Western Michigan
4. DeMond Winston, lb (98) ..... Vanderbilt
5. Charles Arbuckle, te (125) ..... UCLA
- 6a. Mike Buck, qb (156) ..... Maine
- 6b. James Williams, lb (158) ..... Mississippi State  
(choice acquired from Minnesota through Dallas and L.A. Raiders)
7. Scott Hough, g/t (183) ..... Maine
- 8a. Gerry Gdowski, qb (207) ..... Nebraska  
(choice acquired from L.A. Raiders)
- 8b. Derrick Carr, de (210) ..... Bowling Green
- 9a. Broderick Graves, rb (233) ..... Winston-Salem State  
(choice acquired from L.A. Raiders)
- 9b. Lonnie Brockman, lb (236) ..... West Virginia
- 10a. Gary Cooper, wr (260) ..... Clemson  
(choice acquired from L.A. Raiders)
- 10b. Ernest Spears, s (267) ..... Southern California
- 11a. Webbie Burnett, nt (287) ..... Western Kentucky  
(choice acquired from L.A. Raiders)
- 11b. traded to Philadelphia for rb Bobby Morse
12. Chris Port, t (320) ..... Duke

## 1991 DRAFT

Held April 21-22, 1991

1. traded to Dallas for qb Steve Walsh
2. Wesley Carroll, wr (42) ..... Miami (Fla.)
3. traded to Dallas for qb Steve Walsh
4. traded to L.A. Raiders for #6, 8, 9, 10, 11 in 1990
5. Reggie Jones, cb (126) ..... Memphis State
6. Fred McAfee, rb (154) ..... Mississippi College
7. Hayward Haynes, g (182) ..... Florida State
8. Frank Wainright, te (210) ..... Northern Colorado
9. Anthony Wallace, rb (237) ..... California
10. traded to Tampa Bay for dt Robert Goff
11. Scott Ross, lb (293) ..... Southern California
12. Mark Drabczak, g (321) ..... Minnesota

## 1992 DRAFT

Held April 26-27, 1992

1. Vaughn Dunbar, rb (21) ..... Indiana
2. traded to Dallas for qb Steve Walsh
- 3a. Tyrone Legette, cb (72) ..... Nebraska  
(choice acquired from L.A. Raiders through Tampa Bay)
- 3b. traded to Tampa Bay
- 4a. Gene McGuire, c (95) ..... Notre Dame  
(choice acquired from Seattle for rb Rueben Mayes)
- 4b. Sean Lumpkin, s (106) ..... Minnesota
- 5a. traded to Houston for rb Allen Pinkett
- 5b. Torrance Small, wr (138) ..... Alcorn State  
(choice acquired from Detroit for wr Brett Perriman)
6. Kary Vincent, cb (164) ..... Texas A&M
7. traded to L.A. Raiders for s Vencie Glenn
8. Robert Stewart, nt (218) ..... Alabama
9. Donald Jones, lb (245) ..... Washington
10. Marcus Dowdell, wr (276) ..... Tennessee State
11. Mike Gisler, g (303) ..... Houston
12. Scott Adell, t (330) ..... North Carolina State

## 1993 DRAFT

Held April 25-26, 1993

- 1a. William Roof, t (8) ..... Louisiana Tech  
(choice acquired from Detroit for lb Pat Swilling)
- 1b. Irv Smith, te (20) ..... Notre Dame  
(choice acquired from Phoenix through San Francisco in exchange of 1st round picks)
2. Reggie Freeman, lb (53) ..... Florida State
3. traded to San Francisco as part of exchange of 1st round picks
- 4a. Lorenzo Neal, fb (89) ..... Fresno State  
(choice acquired from Detroit for lb Pat Swilling)
- 4b. Derek Brown, rb (109) ..... Nebraska
5. Tyrone Hughes, cb (137) ..... Nebraska

# NFL DRAFT HISTORY



HISTORY

- 6. Ronnie Dixon, nt (165) ..... Cincinnati
- 7. Othello Henderson, s (193) ..... UCLA
- 8. Jon Kirksey, nt (221) ..... Cal State- Sacramento

- 2. Cameron Cleeland, te (40) ..... Washington traded to Washington for qb Heath Shuler (69)
- 3. Fred Weary, cb (97) ..... Florida (choice acquired from Oakland for cb Eric Allen)
- 4b. Julian Pittman, de (99) ..... Florida St.
- 5. Wilmont Perry, rb (132) ..... Livingstone
- 6. Chris Bordano, lb (161) ..... SMU traded to Carolina for s Chad Cota (196)
- 7a. Andy McCullough, wr (204) ..... Tennessee (choice acquired from Seattle for wr Daryl Hobbs)
- 7c. Ron Warner, lb (239) ..... Kansas (Compensatory)

## 1994 DRAFT

*Held April 24-25, 1994*

- 1a. traded to N.Y. Jets (12) (swapped 1st-round picks with N.Y. Jets)
- 1b. Joe Johnson, de (13) ..... Louisville (choice acquired from N.Y. Jets)
- 2. Mario Bates, rb (44) ..... Arizona State
- 3. Winfred Tubbs, lb (79) ..... Texas
- 4. Doug Nussmeier, qb (116) ..... Idaho
- 5a. Herman Carroll, de (142) ..... Mississippi State
- 5b. Craig Novitsky, g (143) ..... UCLA (choice acquired from N.Y. Jets in above trade)
- 6. Darrell Mitchell, wr (176) ..... Texas Tech
- 7. Lance Lundberg, t (213) ..... Nebraska

## 1999 DRAFT

*Held April 17-18, 1999*

- 1a. Ricky Williams, rb (5) ..... Texas (choice acquired from Washington for 1st (12), 3rd (71), 4th (107), 5th (144), 6th (179) & 7th (218) round draft choices and 1st & 3rd in 2000 NFL Draft)
- 1b. traded to Washington (12)
- 2. traded to St. Louis Rams for wr Eddie Kennison (41)
- 3. traded to Washington (71)
- 4. traded to Washington (107)
- 5. traded to Washington (144)
- 6. traded to Washington (179)
- 7. traded to Washington (218)

## 1995 DRAFT

*Held April 22-23, 1995*

- 1. Mark Fields, lb (13) ..... Washington St.
- 2. Ray Zellars, fb (44) ..... Notre Dame
- 3. Mike Versteeg, t (75) ..... Wisconsin
- 4. Demeian Jeffries, de (108) ..... Alabama
- 5. William Strong, cb (148) ..... North Carolina St.
- 6. Lee DeRamus, wr (184) ..... Wisconsin
- 7a. traded to Rams for qb Jim Everett
- 7b. Travis Davis, s (242) ..... Notre Dame (Compensatory)

## 2000 DRAFT

*Held April 15-16, 2000*

- 1. Traded to Washington for #5 in 1999 (2)
- 2. Darren Howard, de (33) ..... Kansas State
- 3. Traded to Washington for #5 in 1999 (64)
- 4. Terrelle Smith, fb (96) ..... Arizona State
- 5a. Tutan Reyes, t (131) ..... Mississippi
- 5b. From Chicago for wr Eddie Kennison to Indianapolis for #158 & #195
- 5c. Austin Wheatley, te (158) ..... Iowa (choice acquired from Indianapolis with #195 for #138)
- 5d. Chad Morton, rb (166) ..... Southern California (Compensatory)
- 6a. Marc Bulger, qb (168) ..... West Virginia
- 6b. Michael Hawthorne, cb (195) ..... Purdue (choice acquired from Indianapolis with #158 for #138)
- 6c. Sherrod Gideon, wr (200) ..... Southern Mississippi (Compensatory)
- 7a. traded to Kansas City in exchange for defensive coordinator Ron Zook (208)
- 7b. Kevin Houser, fb (228) ..... Ohio State (choice acquired from Kansas City along with defensive coordinator Ron Zook for #208)

## 1996 DRAFT

*Held April 20-21, 1996*

- 1. Alex Molden, cb (11) ..... Oregon
- 2. Je-Rod Cherry, cb (40) ..... California
- 3. Brady Smith, de (70) ..... Colorado St.
- 4. Ricky Whittle, rb (103) ..... Oregon
- 5a. Mercury Hayes, wr (136) ..... Michigan (from Baltimore for cb Reginald Jones)
- 5b. Tom Ackerman, g (145) ..... Eastern Washington
- 5c. Terry Guess, wr (165) ..... Gardner-Webb (Compensatory)
- 6a. Keno Hills, t (179) ..... Southwestern Louisiana
- 6b. Toderick Malone, wr (204) ..... Alabama (Compensatory)
- 7a. traded to Oakland for dt Willie Broughton
- 7b. Henry Lusk, te (246) ..... Utah (Compensatory)

## 2001 DRAFT

*Held April 21-22, 2001*

- 1. Deuce McAllister, rb (23) ..... Mississippi
- 2. traded to Dallas for #70 & #81
- 3. traded to Green Bay for qb Aaron Brooks and te Lamont Hall
- 3a. Sedrick Hodge, lb (70) ..... North Carolina (choice acquired from Dallas)
- 3b. Kenny Smith, dt (81) ..... Alabama (choice acquired from Indianapolis through Dallas)
- 4. Moran Norris, fb (115) ..... Kansas
- 5. Onome Ojo, wr (153) ..... Cal-Davis
- 6. Mitch White, t (185) ..... Oregon State
- 7. Ennis Davis, dt (221) ..... Southern California

## 1997 DRAFT

*Held April 19-20, 1997*

- 1a. traded to Oakland for #10, #39, #107, wr Daryl Hobbs (2)
- 1b. Chris Naeole, g (10) ..... Colorado (choice acquired from Oakland for #2, #166)
- 2a. Rob Kelly, s (33) ..... Ohio St.
- 2b. Jared Tomich, de (39) ..... Nebraska (choice acquired from Oakland for #2, #166)
- 3. Troy Davis, rb (62) ..... Iowa St.
- 4a. Danny Wuertfel, qb (99) ..... Florida
- 4b. traded to Houston for #116, #165 (from Oakland for #2, #166)
- 4c. Keith Poole, wr (116) ..... Arizona St. (choice acquired from Kansas City through Houston)
- 5. traded to Washington for qb Heath Shuler (132)
- 6a. Nicky Savoie, te (165) ..... Louisiana State (from Atlanta through Houston)
- 6b. Traded to Oakland for #10, #39, #107, wr Daryl Hobbs (166)
- 7. Traded to Oakland for dt Austin Robbins (203)

## 2002 DRAFT

*Held April 20-21, 2002*

- 1a. Donté Stallworth, wr (13) ..... Tennessee
- 1b. Charles Grant, de (25) ..... Georgia (choice acquired from Miami with #125 for rb Ricky Williams & #114)
- 2. LeCharles Bentley, c (44) ..... Ohio State
- 3. James Allen, lb (82) ..... Oregon State
- 4. Keyuo Craver, cb (125) ..... Nebraska (choice acquired from Miami)

## 1998 DRAFT

*Held April 18-19, 1998*

- 1. Kyle Turley, t (7) ..... San Diego St.



# NFL DRAFT HISTORY



- 5. Mel Mitchell, s (150) ..... Western Kentucky
- 6a. J.T. O'Sullivan, qb (186) ..... Cal-Davis
- 6b. John Gilmore, te (196) ..... Penn State  
(choice acquired from N.Y. Jets for rb Chad Morton)
- 7. Derrius Monroe, de (224) ..... Virginia Tech

## 2003 DRAFT

*Held April 26-27, 2003*

- 1. Johnathan Sullivan, dt (6) ..... Georgia  
(choice acquired from Arizona for the Saints' two 1st round picks (#17 and #18). As part of the trade, the two clubs swapped 2nd round picks and the Saints received Arizona's 4th round selection.)
- 2. Jon Stinchcomb, t (37) ..... Georgia  
(choice acquired from Arizona in exchange of 2nd round picks; Arizona received #54)
- 3a. (#78, from Kansas City for t William Roaf)  
choice traded to New England for s Tebucky Jones, along with a 7th round choice (239) and a 4th round pick in 2004.
- 3b. Cie Grant, lb (86) ..... Ohio State
- 4a. Montrae Holland, g (102)  
(choice acquired from Arizona as part of trade of 1st round picks)  
Choice traded to Cincinnati for rb Curtis Keaton (118)
- 4b. Melvin Williams, de (155) ..... Kansas State
- 5. Melvin Williams, de (155) ..... Kansas State
- 6a. (#190), choice traded to Minnesota for qb Todd Bouman
- 6b. Kareem Kelly, wr (203) ..... Southern California  
(choice acquired from Seattle Seahawks, through Green Bay, for dt Norman Hand)
- 7a. Talman Gardner, wr (231) ..... Florida State
- 7b. (#239, from Indianapolis for rb Ricky Williams),  
choice traded to New England for s Tebucky Jones.

## 2004 DRAFT

*Held April 24-25, 2004*

- 1. Will Smith, de (18) ..... Ohio State
- 2a. (#48), choice traded to Minnesota in exchange for the Vikings' 2nd round pick (#50) and fifth-round pick (#151)
- 2b. Devery Henderson (50) ..... Louisiana State  
(choice acquired from Minnesota as part of swap of 2nd round picks)
- 2c. Courtney Watson (60) ..... Notre Dame  
(choice acquired from St. Louis for t Kyle Turley)
- 3. (#81), choice traded to Washington. The two clubs swapped 2004 5th round picks (the Saints' #151 for Washington's #139) and New Orleans received Washington's 2nd round pick in 2005.
- 4. (#113), choice traded to New England for s Tebucky Jones
- 5a. Rodney Leisle, dt (139) ..... UCLA  
(choice acquired from Washington. The two clubs swapped 2004 5th round picks (the Saints' #151... for Washington's #139) and New Orleans received Washington's 2nd round pick in 2005.)
- 5b. (#150), choice traded to Jacksonville for cb Jason Craft
- 5c. (#151) choice traded to Washington. The two clubs swapped 2004 5th round picks (the Saints' #151 for Washington's #139) and New Orleans received Washington's 2nd round pick in 2005.
- 5d. Mike Karney (156) ..... Arizona State  
(choice acquired from Dallas. The Saints sent their sixth- (#182) and 7th round (#206) choices to the Cowboys for the 5th round pick.)
- 6. (#182), choice traded to Dallas for 5th round pick (#156)
- 7a. (#206), choice traded to Dallas Cowboys for 5th round pick (#156). Pick originally acquired from Washington in 2003 trade of dt Martin Chase.
- 7b. (#206), choice traded to Miami in 2003 trade for lb Derrick Rodgers.
- 7c. Colby Bockwoldt (240) ..... Brigham Young

## 2005 DRAFT

*Held April 23-24, 2005*

- 1. Jammal Brown, t (13) ..... Oklahoma  
(choice acquired from Houston. The Saints sent their 1st-round pick (18th overall) to Houston in exchange for the Texans' 1st-round choice (13th overall) and a 3rd-round pick in 2006.
- 2a. Josh Bullocks, s (40) ..... Nebraska

- (choice acquired from Washington in 2004 draft day trade. New Orleans sent its 3rd-round pick in 2004 to Washington for this 2nd-round choice. The two clubs also swapped 2004 5th-round choices in the trade.)
- 2b. (#51) (choice traded to Green Bay along with qb J.T. O'Sullivan in 10/4/04 trade for cb Mike McKenzie)
- 3. Alfred Fincher, lb (82) ..... Connecticut
- 4. Chase Lyman, wr (118) ..... California
- 5. Adrian McPherson, qb (152) ..... Florida State
- 6. Jason Jefferson, dt (193) ..... Wisconsin
- 7. Jimmy Verdon, de (232) ..... Arizona State

## 2006 DRAFT

*Held April 29-30, 2006*

- 1. Reggie Bush, rb (2) ..... Southern California
- 2a. (#34), choice traded to Cleveland for c Jeff Faine and the Browns' 2nd-round pick (#43)
- 2b. Roman Harper, s (43) ..... Alabama
- 3. (#66) (choice traded to Houston in 4/23/05 trade with Texans to move up from 18th to 13th overall and select t Jammal Brown)
- 4a. (#99) (choice traded to Philadelphia for Eagles' 4th-round pick (#108) and dt Hollis Thomas)
- 4b. Jahri Evans, g (108) ..... Bloomsburg
- 5. Rob Ninkovich, de (135) ..... Purdue
- 6a. Mike Hass, wr (171) ..... Oregon State
- 6b. Josh Lay, cb (174) ..... Pittsburgh  
(choice acquired from Green Bay in 2005 trade for cb Mike McKenzie)
- 7a. Zach Strief, t (210) ..... Northwestern
- 7b. Marques Colston, wr (252) ..... Hofstra  
(Compensatory Selection)

## 2007 DRAFT

*Held April 28-29, 2007*

- 1. Robert Meachem, wr (27) ..... Tennessee
- 2a. (#58), Choice traded to Detroit for 3rd-round pick (#66) and 5th-round pick (145th)
- 2b. Usama Young, cb (66) ..... Kent State
- 3a. Andy Alleman, g (88) ..... Akron
- 4a. Antonio Pittman, rb (107), from Houston ..... Ohio State
- 4. (#123) Traded to Houston with 5th round pick (#163) for 4th-round pick (#107)
- 4b. Jermon Bushrod, t (125) ..... Towson
- 4. (#126) To Indianapolis as compensation for signing Restricted Free Agent cb Jason David
- 5. David Jones, cb (145) ..... Wingate
- 5. (#163) Traded to Houston with 4th-round pick (#123) for 4th-round pick (#107)
- 6. (#199) Traded to the Miami Dolphins for k Olindo Mare
- 7. Marvin Mitchell, lb (220) ..... Tennessee

## 2008 DRAFT

*Held April 26-27, 2008*

- 1. Sedrick Ellis, dt (7) ..... Southern California  
(choice from New England)
- 2. Tracy Porter, cb (40) ..... Indiana
- 3. (#78) Traded to New England along with 1st-round pick (#10) for 1st-round pick (#7) and 5th-round pick (#164)
- 4. (#113) Traded to N.Y. Jets for lb Jonathan Vilma
- 5a. DeMario Pressley, dt (144) ..... North Carolina State  
choice from Detroit
- 5. (#146) Traded to Detroit along with 7th-round pick (#218) for 5th-round pick (#144)
- 5b. Carl Nicks, t/g (164) ..... Nebraska  
(choice from New England)
- 6. Taylor Mehlhaff, k (178) ..... Wisconsin
- 7. Adrian Arrington, wr (237) ..... Michigan  
choice acquired from Green Bay in exchange for 6th-round pick in 2009 draft

# NFL DRAFT HISTORY



HISTORY

## 2009 DRAFT

*Held April 25-26, 2009*

1. Malcolm Jenkins, cb (14) . . . . . Ohio State (#45) Traded to N.Y. Giants along with 5th-round pick (#152) in exchange for te Jeremy Shockey
3. (#76) Traded to N.Y. Jets along with 2008 4th-round pick in exchange for lb Jonathan Vilma and 2009 4th-round pick (#118)
- 4a. Chip Vaughn, s (116) . . . . . Wake Forest
- 4b. Stanley Amroux, lb (118) . . . . . Wake Forest (choice from N.Y. Jets)
5. (#151) Traded to N.Y. Giants
5. Thomas Morstead, p (164) . . . . . Southern Methodist (choice from Philadelphia)
6. (#184) Traded to Green Bay in exchange for 2008 7th-round pick
7. (#222) Traded to Philadelphia along with 5th-round pick in 2010 draft in exchange for 5th-round pick (#164)

## 2010 DRAFT

*Held April 22-24, 2010*

1. Patrick Robinson, cb (32) . . . . . Florida State
2. Charles Brown, t (64) . . . . . Southern California
3. Jimmy Graham, te (95) . . . . . Miami (Fla.)
4. Al Woods, dt (123) . . . . . Louisiana State (choice from Arizona)
5. Matt Tennant, c (158) . . . . . Boston College (choice from Jacksonville (acquired in exchange for 2011 4th-round pick))
5. (#163) Traded to Philadelphia
6. (#201) Traded to Arizona with #130 in exchange for #123
7. Sean Canfield, qb (239) . . . . . Oregon State

## 2011 DRAFT

*Held April 28-30, 2011*

- 1a. Cameron Jordan, de (24) . . . . . California
- 1b. Mark Ingram, rb (28) . . . . . Alabama (choice from New England)
2. (#56) Traded to New England
- 3a. Martez Wilson, lb (72) . . . . . Illinois (choice from Washington)
- 3b. Johnny Patrick, cb (88) . . . . . Louisville (#121) Traded to Jacksonville for 2010 5th-round pick (#158)
5. (#155) Traded to Washington with t Jammal Brown for 3rd-round pick (#72)
6. (#189) Traded to New England in exchange for te David Thomas
- 7a. Greg Romeus, de (226) . . . . . Pittsburgh
- 7b. Nate Bussey, lb (243) . . . . . Illinois

## 2012 DRAFT

*Held April 26-28, 2012*

1. (#27) Traded to New England
3. Akiem Hicks, dt (89) . . . . . Regina
4. Nick Toon, wr (122) . . . . . Wisconsin
5. Corey White, cb (162) . . . . . Samford
6. Andrew Tiller, g (179) . . . . . Syracuse (choice from Miami)
7. Marcel Jones, t (234) . . . . . Nebraska

## 2013 DRAFT

*Held April 25-27, 2013*

1. Kenny Vaccaro, s (14) . . . . . Texas
- 3a. Terron Armstead, t (75) . . . . . Arkansas-Pine Bluff
- 3b. John Jenkins, dt (82) . . . . . Georgia (choice acquired from Miami in exchange for #106 from N.Y. Jets for rb Chris Ivory and #109)
4. (#109) Traded to Miami
5. Kenny Stills, wr (144) . . . . . Oklahoma
6. Rufus Johnson, lb (183) . . . . . Tarleton State
7. (#220) Traded to Seattle in exchange for lb Barrett Ruud

## 2014 DRAFT

*Held May 8-10, 2014*

1. Brandin Cooks, wr (20) . . . . . Oregon State (choice acquired from Arizona in exchange for #27 and #91)
2. Stanley Jean-Baptiste, cb (58) . . . . . Nebraska
3. (#91) Traded to Arizona
4. Khairi Fortt, lb (126) . . . . . California
- 5a. Vinnie Sunseri, s (167) . . . . . Alabama
- 5b. Ronald Powell, olb (169) . . . . . Florida (choice acquired from Philadelphia in exchange for rb Darren Sproles)
6. Tavon Rooks, t (202) . . . . . Kansas State
7. (#243) Traded to San Francisco in exchange for olb Parys Haralson

## 2015 DRAFT

*Held April 30-May 2, 2015*

- 1a. Andrus Peat, t (13) . . . . . Stanford
- 1b. Stephone Anthony, lb (31) . . . . . Clemson (choice acquired from Seattle with c Max Unger in exchange for te Jimmy Graham and #130)
2. Hau'oli Kikaha, lb (44) . . . . . Washington
- 3a. Garrett Grayson, qb (75) . . . . . Colorado State
- 3b. P.J. Williams, cb (78) . . . . . Florida State (choice acquired from Miami with lb Dannel Ellerbe in exchange for wr Kenny Stills)
4. (#130) Traded to Seattle
- 5a. Davis Tull, lb (148) . . . . . Chattanooga
- 5b. Tyeler Davison, dl (154) . . . . . Fresno State (choice acquired from Kansas City in exchange for g Ben Grubbs)
- 5c. Damian Swann, cb (167) . . . . . Georgia (choice acquired from Washington in exchange for #187 and New Orleans' 2016 6th-round draft pick)
6. (#187) Traded to Washington
7. Marcus Murphy, rb/rs (230) . . . . . Missouri

## 2016 DRAFT

*Held April 28-30, 2016*

1. Sheldon Rankins, dt (12) . . . . . Louisville
- 2a. Michael Thomas, wr (47) . . . . . Ohio State
- 2b. Vonn Bell, s (61) . . . . . Ohio State (choice acquired from New England in exchange for #78 and #112)
3. (#78) Traded to New England
- 4a. (#112) Traded to New England
- 4b. David Onyemata, dt (120) . . . . . Manitoba (choice acquired from Washington in exchange for #152 and a 5th-round pick in 2017)
5. (#152) Traded to Washington
6. (#187) Traded to Washington
7. Daniel Lasco, rb (237) . . . . . California

## 2017 DRAFT

*Held April 27-29, 2017*

- 1a. Marshon Lattimore, cb (11) . . . . . Ohio State
- 1b. Ryan Ramczyk, t (32) . . . . . Wisconsin (choice acquired from New England along with #103 in exchange for wr Brandin Cooks and #118)
2. Marcus Williams, s (42) . . . . . Utah
- 3a. Alvin Kamara, rb (67) . . . . . Tennessee (choice acquired from San Francisco in exchange for #229 and a 2018 second round pick)
- 3b. Alex Anzalone, lb (76) . . . . . Florida
- 3c. Trey Hendrickson, de (103) . . . . . Florida Atlantic (choice acquired from New England along with #32 in exchange for wr Brandin Cooks and #118)
4. (#118) Traded to New England
5. (#154) Traded to Washington along with #152 in 2016 for the right to select dt David Onyemata
6. Al-Quadin Muhammad, de (196) . . . . . Miami (Fla.)
7. (#229) Traded to San Francisco

# NFL DRAFT HISTORY

## 2018 DRAFT

Held April 26-28, 2018

- Marcus Davenport, de (14) . . . . . Texas-San Antonio (choice acquired from Green Bay for #27 and #147 in 2018 and 2019 first round pick)
- (#59) Traded to San Francisco
- TreQuan Smith, wr (91) . . . . . Central Florida
- Rick Leonard, t (127) . . . . . Florida State
- (#147) Traded to Green Bay
- Natrell Jamerson, db (164) . . . . . Wisconsin
- Kamrin Moore, db (189) . . . . . Boston College (choice acquired from Arizona in 2017 in exchange for rb Adrian Peterson)
- Boston Scott, rb (201) . . . . . Louisiana Tech
- Will Clapp, c/g (245) . . . . . Louisiana State

## 2019 DRAFT

Held April 25-27, 2019

- (#30) Traded to Green Bay
- Erik McCoy, c (48) . . . . . Texas A&M (choice acquired from Miami along with #116 in 2019 for #63, #202 and 2020 second round pick)
- (#93) Traded to New York Jets
- C.J. Gardner-Johnson, s (105) . . . . . Florida (choice acquired from New York Jets in exchange for #116 acquired from Miami and #168)
- (#132) Traded to New York Giants
- (#168) Traded to New York Jets
- Saquan Hampton, s (177) . . . . . Rutgers (choice acquired from New York Jets along with qb Teddy Bridgewater in exchange for #93)
- (#202) Traded to Miami
- TE Alize Mack, te (231) . . . . . Notre Dame (choice acquired from Cleveland in exchange for dt Devaroe Lawrence)
- LB Kaden Elliss, lb (244) . . . . . Idaho

## 2020 DRAFT

Held April 23-25, 2020

- Cesar Ruiz, c (24) . . . . . Michigan
- (#56) Traded to Miami
- Zack Baun, lb (74) . . . . . Wisconsin (choice acquired from Cleveland)
- (#88) Traded to Cleveland
- Adam Trautman, te (105) . . . . . Dayton (choice acquired from Minnesota)
- (#130) Traded to Minnesota
- (#169) Traded to Minnesota
- (#203) Traded to Minnesota
- (#238) Traded to Minnesota
- Tommy Stevens, qb (240) . . . . . Mississippi State (choice acquired from Houston)

## 2021 DRAFT

Held April 29- May 1, 2021

- Payton Turner, de (28) . . . . . Houston
- Pete Werner, lb (60) . . . . . Ohio State
- Paulson Adebode, cb (76) . . . . . Stanford (choice acquired from Denver in exchange for #98 and #105)
- (#91) (choice traded to Cleveland along with #88 in 2020 in exchange for Browns' 2020 4th-round pick (#74))
- (#98) Traded to Denver (Compensatory Selection)
- (#105) Traded to Denver (Special Compensatory Selection)
- Ian Book, qb (133) . . . . . Notre Dame
- (#172) Traded to San Francisco along with lb Kiko Alonso in exchange for lb Kwon Alexander
- Landon Young, t (206) . . . . . Kentucky (choice acquired from Indianapolis in exchange for #218 and #229)
- (#212) Traded to Houston in exchange for #240 in 2020
- (#218) Traded to Indianapolis (Compensatory Selection)
- (#229) Traded to Indianapolis (Originally acquired from Jacksonville in exchange for dt Malcom Brown)
- Kawaan Baker, wr (255) . . . . . South Alabama

(Compensatory Selection)

## 2022 DRAFT

Held April 28-30, 2022

- Chris Olave, wr (11) . . . . . Ohio State (choice acquired from Washington in exchange for #16, #98 and #120)
- Trevor Penning, t (19) . . . . . Northern Iowa (choice acquired from Philadelphia along with #16 and #194 in exchange for #18, #101, #237, New Orleans's 2023 first round pick and their 2024 second round pick)
- Alontae Taylor, cb (49) . . . . . Tennessee
- (#80) Traded to Houston in exchange for cb Bradley Roby
- (#98) Traded to Washington
- (#120) Traded to Washington
- D'Marco Jackson, lb (161) . . . . . Appalachian State
- Jordan Jackson, dt (194) . . . . . Air Force (choice acquired from Philadelphia)
- (#237) Traded to Philadelphia

## 2023 DRAFT

Held April 27-29, 2023

- (#10) Traded to Philadelphia
- Bryan Bresee, dt (29) . . . . . Clemson (choice acquired from Denver)
- Isaiah Foskey, de (40) . . . . . Notre Dame
- Kendre Miller, rb (71) . . . . . TCU
- Nick Saldiveri, g (103) . . . . . Old Dominion (choice acquired from Chicago)
- (#115) Traded to Chicago
- Jake Haener, qb (127) . . . . . Fresno State (choice acquired from Jacksonville)
- Jordan Howden, db (146) . . . . . Minnesota
- (#165) Originally acquired from Philadelphia traded to Chicago along with #115 in exchange for #103
- A.T. Perry, wr (195) . . . . . Wake Forest (choice acquired from Denver)
- (#227) Traded to Jacksonville
- (#257) Traded to Denver

## DRAFT SUMMARY

In 57 college drafts, the Saints have selected 584 players.

(Player totals include QB Dave Wilson, selected in the 1981 Supplemental Draft; does not include players taken in 1984 USFL Supplemental Draft).

**BY POSITION:** 74 RB; 73 LB; 72 WR; 62 CB; 52 DE; 45 G; 45 S; 44 T; 35 DT; 30 TE; 22 QB; 13 C; 6 P; 5 FB and 4 K.

**MOST BY COLLEGE:** 17 – Nebraska, Southern California, Ohio State; 14 – Notre Dame; 12 – Tennessee; 11 – Florida State, Michigan, Wisconsin; 10 – Florida, Georgia, Louisiana State, Oklahoma; 9 – Missouri; 8 – Alabama, Tulane; 7 – California, Mississippi, Oregon State, Pittsburgh, Washington State; 6 – Colorado, Houston, Kansas, Miami (Fla.), Minnesota, Mississippi State, San Diego State, Stanford, Texas, Wake Forest, West Virginia; 5 – Arizona State, Brigham Young, Clemson, Kansas State, Kentucky, North Carolina State, Purdue, Southern, Tulsa, Virginia, Washington; 4 – Alcorn State, Arizona, Arkansas, Arkansas State, Boston College, Georgia Tech, Grambling State, Illinois, Iowa State, Kentucky, Louisville, North Carolina, Northwestern, Oklahoma State, Penn State, South Carolina, Southern Methodist, UCLA, Utah.

# SAINTS IN PRIME TIME

## SAINTS ON MONDAY NIGHT OVERALL: 24-25 HOME: 18-17 AWAY: 6-8

Date	Opponent	Score	Date	Opponent	Score
9-25-72	vs. Kansas City	17-20 (L)	11-2-09	vs. Atlanta	35-27 (W)
9-24-73	at Dallas	3-40 (L)	11-30-09	vs. New England	38-17 (W)
11-25-74	vs. Pittsburgh	7-28 (L)	9-20-10	at San Francisco	25-22 (W)
12-3-79	vs. Oakland	35-42 (L)	12-27-10	at Atlanta	17-14 (W)
11-24-80	vs. L.A. Rams	7-27 (L)	11-28-11	vs. N.Y. Giants	49-24 (W)
11-21-83	vs. N.Y. Jets	28-31 (L)	12-26-11	vs. Atlanta	45-16 (W)
11-19-84	vs. Pittsburgh	27-24 (W)	11-5-12	vs. Philadelphia	28-13 (W)
10-3-88	vs. Dallas	20-17 (W)	9-30-13	vs. Miami	38-17 (W)
11-6-89	at San Francisco	13-31 (L)	12-2-13	at Seattle	7-34 (L)
12-18-89	vs. Philadelphia	30-20 (W)	11-24-14	vs. Baltimore	27-34 (L)
9-10-90	vs. San Francisco	12-13 (L)	12-15-14	at Chicago	31-15 (W)
12-31-90	vs. L.A. Rams	20-17 (W)	12-21-15	vs. Detroit	27-35 (L)
12-16-91	vs. L.A. Raiders	27-0 (W)	9-26-16	vs. Atlanta	32-45 (L)
11-23-92	vs. Washington	20-3 (W)	9-11-17	at Minnesota	19-29 (L)
11-22-93	at San Francisco	7-42 (L)	10-8-18	vs. Washington	43-19 (W)
12-20-93	vs. N.Y. Giants	14-24 (L)	12-9-18	at Carolina	12-9 (W)
11-28-94	vs. San Francisco	14-35 (L)	9-9-19	vs. Houston	30-28 (W)
12-19-94	vs. Dallas	16-24 (L)	12-6-19	vs. Indianapolis	34-7 (W)
12-17-01	vs. St. Louis	21-34 (L)	9-21-20	at Las Vegas	24-34 (L)
9-19-05	vs. N.Y. Giants*	10-27 (L)	10-12-20	vs. L.A. Chargers	30-27 OT (W)
12-12-05	at Atlanta	17-36 (L)	10-25-21	at Seattle	13-10 (W)
9-25-06	vs. Atlanta	23-3 (W)	12-27-21	vs. Miami	3-20 (L)
9-24-07	vs. Tennessee	14-31 (L)	11-7-22	vs. Baltimore	13-27 (L)
12-10-07	at Atlanta	34-14 (W)	12-5-22	at Tampa Bay	16-17 (L)
10-6-08	vs. Minnesota	27-30 (L)	* Played in Giants Stadium, game originally scheduled for Sept. 18		
11-24-08	vs. Green Bay	51-29 (W)			

## SAINTS ON SUNDAY NIGHT OVERALL: 22-15 HOME: 15-9 AWAY: 7-6

Date	Opponent	Score	Date	Opponent	Score
10-21-84	at Dallas	27-30 OT (L)	10-17-04	vs. Minnesota	31-38 (L)
11-27-88	vs. N.Y. Giants	12-13 (L)	11-27-05	at N.Y. Jets	21-19 (W)
11-26-89	vs. L.A. Rams	17-20 OT (L)	10-10-06	at Dallas	42-17 (W)
9-15-91	vs. L.A. Rams	24-7 (W)	10-14-07	at Seattle	28-17 (W)
11-24-91	vs. Atlanta	20-23 OT (L)	10-31-10	vs. Pittsburgh	20-10 (W)
9-27-92	vs. San Francisco	10-16 (L)	10-23-11	vs. Indianapolis	62-7 (W)
10-11-92	vs. L.A. Rams	13-10 (W)	12-4-11	vs. Detroit	31-17 (W)
9-5-93	vs. Houston	33-21 (W)	10-7-12	vs. San Diego	31-24 (W)
12-11-94	at Atlanta	29-20 (W)	10-28-12	at Denver	14-34 (L)
11-26-95	vs. Carolina	34-26 (W)	11-10-13	vs. Dallas	49-17 (W)
11-3-96	vs. San Francisco	17-24 (L)	12-8-13	vs. Carolina	31-13 (W)
10-5-97	at Chicago	20-17 (W)	9-28-14	at Dallas	17-38 (L)
11-22-98	at San Francisco	20-31 (L)	10-26-14	vs. Green Bay	44-23 (W)
11-21-99	at Jacksonville	23-41 (L)	10-4-15	vs. Dallas	26-20 OT (W)
11-4-01	vs. N.Y. Jets	9-16 (L)	10-28-18	at Minnesota	30-20 (W)
12-30-01	vs. Washington	10-40 (L)	9-29-19	vs. Dallas	12-10 (W)
12-1-02	vs. Tampa Bay	23-20 (W)	11-8-20	at Tampa Bay	38-3 (W)
9-28-03	vs. Indianapolis	21-55 (L)	12-19-21	at Tampa Bay	9-0 (W)
12-14-03	vs. N.Y. Giants	45-7 (W)			

## SAINTS ON THURSDAY NIGHT OVERALL: 7-10 HOME: 4-2 AWAY: 3-8

Date	Opponent	Score	Date	Opponent	Score
12-3-92	vs. Atlanta	22-14 (W)	11-17-16	at Carolina	20-23 (L)
9-14-07	at Indianapolis	10-41 (L)	12-7-17	at Atlanta	17-20 (L)
11-11-08	at Chicago	24-27 OT (L)	11-22-18	vs. Atlanta	31-17 (W)
9-9-10	vs. Minnesota	14-9 (W)	11-29-18	at Dallas	10-13 (L)
9-8-11	at Green Bay	34-42 (L)	11-28-19	at Atlanta	26-18 (W)
11-29-12	at Atlanta	13-23 (L)	11-25-21	vs. Buffalo	6-31 (L)
11-21-13	at Atlanta	17-13 (W)	12-2-21	vs. Dallas	17-27 (L)
10-30-14	at Carolina	28-10 (W)	10-20-22	at Arizona	34-42 (L)
10-15-15	vs. Atlanta	31-21 (W)			

## SAINTS ON SATURDAY NIGHT OVERALL: 0-1 HOME: 0-1

Date	Opponent	Score
12-9-09	vs. Dallas	17-24 (L)





# DARK & BOLD - FOR THE - BLACK & GOLD



Community Coffee is proud to be the Official Coffee of the New Orleans Saints.

Shop for your favorite at [CommunityCoffee.com/Dark-And-Bold](https://CommunityCoffee.com/Dark-And-Bold)

# We invest in the **ENERGY** of our community.



At Cornerstone, we are proud to partner with the New Orleans Saints on reading, science, technology, engineering and math education programs for the youth in our community.

From energy to innovation, STEM education is all about connecting classroom activities and experiences to real-life opportunities.

That is why we support local programs that inspire learning and help bolster our community's workforce.



 **Cornerstone**  
From Energy to Innovation

Learn more: [cornerstonechemco.com/community](https://cornerstonechemco.com/community)






**ROUSES**  
MARKETS



**OFFICIAL SUPERMARKET**  
OF THE NEW ORLEANS SAINTS



**FEELS LIKE**  
**FOOTBALL**



**YOUR  
TICKET  
TO GREAT  
SEATS**



**SEAT  
GEEK**



# The Official Home of the New Orleans Saints

# WWL.com

## AM 870 • FM 105.3

NEWS • TALK • SPORTS

## Second Guess

w/ Bobby Hebert & Mike Detillier

*Mondays @ 4pm*

## Dennis Allen

& The Saints Coaches Show

*Mondays @ 6:30pm*

## The Saints Hour

w/ GM Mickey Loomis

*Tuesdays @ 7pm*

## Sports Talk

w/ Bobby Hebert, Mike Detillier

& Steve Geller

*Tuesdays - Thursdays @ 4pm*

## Mike Hoss & Deuce McAllister

w/ Fans & The Pro

*Fridays @ 4pm-6pm*



LISTEN TO WWL FOR LIVE  
TEAM COVERAGE AND ANALYSIS,  
FREE ON THE AUDACY APP.

LISTEN ON

  
Audacy