



# KNIGHTS

MEN'S BASKETBALL



OPENING NIGHT | GAME 1 | MONDAY, NOVEMBER 6, 2023 | 8 P.M.

19-15  
2022-23 OVERALL

8-10  
2022-23 AAC

66  
2022-23 NET RANKING



vs.



14-18  
2022-23 OVERALL

8-12  
2022-23 C USA

216  
2022-23 NET RANKING

Johnny Dawkins  
HEAD COACH / DUKE, 1986

131-87  
AT UCF, 8TH SEASON

287-202  
OVERALL, 16TH SEASON

Jeremy Ballard  
HEAD COACH / COLGATE, 2003

77-79  
AT FIU, 6TH SEASON

77-79  
OVERALL, 6TH SEASON

UCF KNIGHTS

ESPN BPI - 49 KenPom - 72

Orlando, Fla.

Addition Financial Arena (10,000)

FIU PANTHERS

ESPN BPI - 176 KenPom - 183

## SCHEDULE & RESULTS

Overall Record: 0-0

Big 12 Conference: 0-0 | Non-Conference: 0-0

Home: 0-0 | Away: 0-0 | Neutral: 0-0

Date	Opponent	TV	Time
Nov. 6	FIU	ESPN+	8 p.m.
Nov. 10	at #13 Miami	ACCNX	7 p.m.
Nov. 16	Cal St. Fullerton	ESPN+	7 p.m.
Nov. 19	vs. South Dakota State*	TBD	8 p.m.
Nov. 20	vs. Charlotte/George Mason*	TBD	6/8:30 p.m.
Nov. 26	Stetson	ESPN+	4 p.m.
Dec. 2	Lipscomb	ESPN+	4 p.m.
Dec. 6	Jacksonville	ESPN+	7 p.m.
Dec. 10	Ole Miss	ESPN+	4 p.m.
Dec. 18	Maine	ESPN+	7 p.m.
Dec. 21	Florida A&M	ESPN+	7 p.m.
Dec. 29	Bethune-Cookman	ESPN+	7 p.m.
Jan. 6	at Kansas State*	ESPN2/ESPN	6 p.m.
Jan. 10	Kansas*	ESPN+	7 p.m.
Jan. 13	BYU*	ESPN+	4 p.m.
Jan. 17	at Texas*	Longhorn Network	8 p.m.
Jan. 20	at Houston*	ESPN+	2 p.m.
Jan. 23	West Virginia*	ESPN+	7 p.m.
Jan. 27	at Cincinnati*	ESPN+	7 p.m.
Jan. 31	Baylor*	ESPN+	7 p.m.
Feb. 3	Oklahoma*	ESPN+	4 p.m.
Feb. 10	at Texas Tech*	ESPN+	4 p.m.
Feb. 13	at BYU*	ESPN+	9 p.m.
Feb. 17	Cincinnati*	ESPN+	4 p.m.
Feb. 20	at West Virginia*	ESPN2/ESPN	7 p.m.
Feb. 24	Texas Tech*	ESPN+	4 p.m.
Feb. 28	at Oklahoma State*	ESPN+	8 p.m.
Mar. 2	Iowa State*	ESPN+	4 p.m.
Mar. 6	Houston*	ESPN+	7 p.m.
Mar. 9	at TCU*	ESPN+	5 p.m.

\* - Jacksonville Classic - hosted in St. Augustine, Fla.

\* - Big 12 Conference contest

Home games are in bold

All times Eastern

## BROADCAST INFORMATION

Media	Channel	PxP	Analyst
TV	ESPN+	Austin Lyon	Mike O'Donnell
Radio	FM 96.9 The Game	Marc Daniels	Taylor Young

## SERIES AT A GLANCE

Overall	FIU leads 13-12
In Orlando	UCF leads 9-5
Last Meeting	Feb. 7, 1998: UCF win 86-83

## UCFACTS - KNIGHT NOTES

### BEATING FLORIDA FOES

- UCF has found success against in-state opponents under head coach Johnny Dawkins, going 22-8 since his arrival against teams from Florida. The Knights finished 3-3 against Florida foes last season with wins over Florida, Florida State and Stetson.
- Arguably one of the bigger victories last season was UCF's 67-49 victory over Florida in Gainesville during the 2023 National Invitation Tournament, which was the first victory on the road against the Gators in program history. It was the first meeting between the two teams since 2012. The Knights were the only team to hold Florida below 50 points during 2022-23 while the 49 Gator points were the least they've scored at home since Jan. 13, 1962 when they beat Auburn 43-40.
- The Knights will match up with back-to-back in-state opponents, hosting FIU and traveling to No. 13 Miami, to begin 2023-24. In total, UCF will face six teams from the state of Florida this season.
- The Black and Gold have already beat Florida, Florida State, Miami, Stetson, South Florida, Jacksonville and Bethune-Cookman under Johnny Dawkins' remarkable run through the state.

### A SUMMER TO REMEMBER

- There were many memorable moments for UCF over the summer. The program had its first lottery pick at the NBA Draft, officially moved to the Big 12 Conference, took a 10-day trip to Italy and saw head coach Johnny Dawkins enshrined in the National Collegiate Basketball Hall of Fame.
- **June 22** - Taylor Hendricks became UCF's first lottery pick and first rounder, going ninth overall to the Utah Jazz in the 2023 NBA Draft. He became the Knights' fifth former student-athlete to play in the NBA when he participated in Utah's seasons opener against Sacramento. Hendricks was also UCF's first one-and-done.
- **July 1** - UCF officially became a part of the Big 12 after spending 10 seasons in the American Athletic Conference. Before that, the Knights were a part of Conference USA (2005-13), Atlantic Sun (1993-05), Sun Belt (1991-92) and American South (1990-91) in their Division I era. UCF won all four of its conference titles in the Atlantic Sun. A full breakdown of UCF's conference affiliation can be found on page three.
- **Aug. 6-16** - UCF took a tour of Italy, playing four games over the course of the 10-day trip and winning all four, giving a squad with 10 newcomers and 17 total student-athletes time to gel on and off the court.
- **Aug. 30** - UCF head coach Johnny Dawkins is enshrined in National Collegiate Basketball Hall of Fame for his days a player at Duke. He was inducted alongside his legendary coach, Mike Krzyzewski. Dawkins played for the Blue Devils from 1982-83 through 1985-86, earning consensus All-America honors twice and was named the 1986 Naismith National Player of the Year and was named All-American as a freshman in 1983. Dawkins later went on to coach with "Coach K" for 10 seasons, winning a national championship in the process.

### PROTECTING HOME COURT

- UCF has made a habit of protecting Addition Financial Arena under head coach Johnny Dawkins, going 82-27 at home.
- Dawkins had started all six of his previous seasons as head coach with a win on Opening Night but saw the streak snapped with 2022-23's 98-95 double overtime loss to UNC Asheville. UCF is 6-1 in home openers under Dawkins.
- The Knights are 11-2 in home openers played inside Addition Financial Arena and 24-12 in home openers in the DI era.

### NEW KNIGHTS

- UCF has a total of 10 newcomers on this year's roster. Of the newcomers, four are fifth-year players, two are seniors, one is a junior and three are freshmen. UCF's newcomers for the 2023-24 season that played during 2022-23 combined for 56.5 points per game.
- Shemarri Allen, a transfer from UMKC, was named to the All-Summit League Second Team and All-Defensive Team last season, all while scoring 17 points per game. Jaylin Sellers was named All-MAC Third Team at Ball State last year, scoring 13.5 points per game and shooting 45% from three-point land.
- Freshmen Mintautas Mockus and Nils Machowski come to UCF after playing professional basketball in Lithuania and Germany, respectively, while rookie Comeh Emuobor was a consensus top 200 recruit entering the college scene.
- Other transfers rostered are Omar Payne (transferred in from Jacksonville), Ibrahim Diallo (San Jose State), DeMarr Langford Jr. (Boston College), Marchelus Avery (New Mexico State) and Antwann Jones, who was inactive last season.

### KNIGHTS WORLDWIDE

- UCF is one of seven teams in NCAA Division I that have six or more countries represented on the 2023-24 roster.
- Outside of the 12 players on the roster from the United States, the Knights have a player each from Lithuania, Senegal, Thailand, Germany and Guinea. Overall, four continents are represented on this year's squad (North America, 12; Africa, 2; Europe, 2; Asia, 1).
- Arizona, Hawaii and Portland lead the nation in having the most diverse rosters, having eight countries represented. UCLA and Sacramento State have seven while Campbell and UCF each have six.
- Of the seven teams with six or more countries represented, the country most represented on a single team outside the United States was Australia, which had four players represented on Sacramento State.

## SOCIAL KNIGHTS

- Twitter/X ..... @UCF\_MBB
- Instagram ..... @UCF.MBB
- Facebook ..... /UCFMensBasketball
- UCF Athletics (Twitter/X) ..... @UCFknights
- Hashtags ..... #ChargeOn
- Website ..... www.ucfknights.com



## UCF, NOT CENTRAL FLORIDA

A warm Sunshine State hello to all our new conference-mates in the Big 12 and to others we may not have crossed paths with before. The 2023-24 season is our first in our new conference, and we'd like to make sure we are referred to correctly on all accounts.

Please refer to the University of Central Florida as UCF, not Central Florida, on all references. Also, it is not "Golden Knights," instead, we are simply known as the "Knights."

## TEAM COMPARISON (2022-23 STATS)

UCF			FIU			
AAC (B12)	Nat'l	Value	Stat Category	Value	Nat'l	C-USA
6 (11)	176	71.5	Points per Game	73.1	138	4
2 (3)	<b>47</b>	65.5	Scoring Defense	75.1	305	9
4 (8)	80	6.0	Scoring Margin	-2.0	260	10
7 (13)	272	42.8	Field Goal %	46.6	59	4
4 (6)	70	42.0	Opponent Field Goal %	44.5	218	6
1 (2)	105	35.3	3-Point %	32.6	257	10
2 (3)	<b>48</b>	8.7	3-Point Makes per Game	6.8	230	10
2 (2)	<b>29</b>	30.7	Opponent 3-Point %	36.3	313	9
2 (1)	<b>20</b>	77.1	Free Throw %	71.3	191	8
6 (9)	141	1.8	Rebound Margin	-6.5	346	11
5 (10)	123	13.8	Assists per Game	12.4	227	6
8 (9)	256	13.3	Turnovers per Game	14.8	329	10
2 (5)	<b>38</b>	14.82	Turnovers Forced per Game	16.5	<b>14</b>	2
7 (10)	184	1.04	Assist-to-Turnover Ratio	0.84	316	8
4 (7)	59	7.7	Steals per Game	9.1	<b>10</b>	1
7 (7)	93	3.8	Blocks per Game	4.0	65	4

*bold & italic indicates top 50 national ranking updated to include all games from the 2022-23 season*  
*Numbers in parentheses indicate where UCF would have ranked in the Big 12 Conference last season*

## RECORD BY STARTING LINEUP

GUARD	GUARD	GUARD/FWD	FORWARD	FORWARD	RECORD/PPG
-	-	-	-	-	-/-

## CONSECUTIVE STARTS FOR UCF

Player	Current	UCF Career
Darius Johnson	15	15
C.J. Walker	0	13

## SERIES INFORMATION

Total Meetings	25
Series	FIU leads 13-12
in Orlando / Miami / Neutral	9-5 / 3-8 / N/A
Last Meeting	Feb. 7, 1998; UCF wins 86-83 in Orlando
Last UCF Win	Feb. 7, 1998; UCF wins 86-83 in Orlando
Last Home Win	Feb. 7, 1998; 86-83
Last Road Win	Feb. 21, 1994; 97-85
Last Neutral Win	N/A
Last Loss	Jan. 29, 1998; 95-86 in Miami
Last Home Loss	Feb. 20, 1997; 91-75
Last Road Loss	Jan. 29, 1998; 95-86
Last Neutral Loss	N/A
Largest Margin of Victory	24; Dec. 4, 1982; 84-60
Largest Margin of Defeat	41; Jan. 25, 1997; 96-55
Streak	UCF, W1

Date	Previous 10 Meetings		Result
	H/A/N	W/L	
Feb. 7, 1998	H	W	86-83
Jan. 29, 1998	A	L	95-86
Feb. 20, 1997	H	L	91-75
Jan. 25, 1997	A	L	96-55
Feb. 22, 1996	A	L	93-86
Jan. 27, 1996	H	L	83-78
Feb. 9, 1995	A	L	84-61
Jan. 7, 1995	H	W	97-85
Feb. 21, 1994	A	W	79-75
Jan. 3, 1994	H	W	82-81

## UCFACTS - KNIGHT NOTES (CONT.)

### DOMINANT DEFENSE

- UCF teams under Dawkins have been outstanding defensively, finishing ranked in the top 50 nationally in scoring defense in four of his seven seasons thus far, including two top 10 finishes.
- Last season, UCF was ranked top 50 in multiple defensive categories, ranking 29th in opponent three-point percentage (30.7%), 38th in turnovers forced per game (14.82) and 47th in scoring defense (65.5).
- The Knights held opponents to 60 points or less in five straight contests at one point during the 2022-23 season. It was a historic streak, marking the first time in Dawkins' 15-year coaching career that any of his teams had accomplished the feat. Prior to the Black and Gold's historic streak, the last time UCF had accomplished the feat of holding teams to under 60 points in five straight games was during the 2003-04, which was part of a 14-game winning streak that helped fuel an NCAA Tournament run.

### STAYING IN THE SUNSHINE STATE

- For the first time in program history, the Knights won't leave the state of Florida during their non-conference schedule.
- UCF will leave home just twice in the 2023-24 non-conference slate, visiting No. 13 Miami on Nov. 10 and taking part in the Jacksonville Classic in St. Augustine, Florida, where they'll face South Dakota State and either Charlotte or George Mason.
- The Knights have a total of nine home contests in the non-conference schedule, hosting five teams from in-state.

### RANKED MATCHUPS ARE COMING

- UCF has 20% of the AP Poll's Preseason Top 25 on the schedule in 2023-24 as the Knights will match up with five preseason ranked foes and an additional two who are receiving votes.
- UCF's opposition begin the year in the AP poll as follows: No. 1 Kansas, No. 7 Houston, No. 13 Miami, No. 18 Texas, No. 20 Baylor. TCU and Kansas State begin the year receiving votes. Additionally, Iowa State is receiving votes in the Coaches Poll.
- Of the ranked opponents, UCF will have to face Houston twice, while all other matchups will occur just once.
- As it stands prior to opening night, UCF is set to play six games against ranked opponents, which would be the most since the 2017-18 season when the Knights played against a ranked foe in seven games. The following year, 2018-19, saw UCF make its first NCAA Tournament under Johnny Dawkins while playing a total of five nationally ranked opponents.

### BRACKETELOGY

- The Knights will face nine teams that made the 2022-23 NCAA Tournament with seven of the nine winning at least one tournament game. They are Miami (Final Four), Kansas State (Elite Eight), Texas (Elite Eight), Houston (Sweet 16), Kansas (Second Round), Baylor (Second Round), TCU (Second Round), West Virginia (First Round) and Iowa State (First Round).
- According to ESPN's Joe Lunardi's offseason 2024 NCAA Tournament Bracketology (published on Oct. 10), 10 teams on UCF's schedule are projected to make The Big Dance. They are Kansas (top overall seed), Houston (2-seed), Texas (3-seed), Baylor (5-seed), TCU (7-seed), Miami (8-seed), Iowa State (9-seed), West Virginia (9-seed), Kansas State (11-seed, last four bye), Texas Tech (11-seed, last team in) and South Dakota State (16-seed).

### LEAGUED HIM!

- Taylor Hendricks became UCF's first lottery pick and first round selection, getting drafted by the Utah Jazz with the ninth pick in the 2023 NBA Draft.
- Hendricks became the third Knight selected in the NBA Draft and second in the modern era, joining Jermaine Taylor (2009, Round 2, Pick 32) and Bennie Shaw (1976, Round 9, Pick 146). Hendricks became the fifth Knight to ever play in the NBA, joining Taylor (Houston, Sacramento), Tacko Fall (Boston, Cleveland), Mark Jones (Orlando) and Matt Williams (Miami).
- The Big 12 Conference has 57 players on NBA rosters as of the beginning of the 2023-24 season. UCF is one of 12 teams in the conference to have at least one player represented on an NBA roster. Hendricks is joined on the Jazz by four other alumni from Big 12 institutions; Keyonte George (Baylor), Talen Horton-Tucker (Iowa State), Ochai Agbaji (Kansas) and Udoka Azubuike (Kansas).
- While at UCF, Hendricks shattered the American Athletic Conference record for most Rookie of the Week honors won, tallying nine with the previous record being six. He was unanimously named to the league's All-Freshman Team and received a nod to the All-Conference Second Team.
- Hendricks led the team in scoring, averaging 15.1 points per game (515 total points) and also in rebounding, averaging 7.0 boards per contest (237 total rebounds, 80 offensive). He started all 34 of UCF's games, one of two Knights to do so on the 2022-23 roster and played 1,179 minutes, the second-most in a single season in program history.
- Hendricks was the only in the country to finish the season with 60+ three pointers, 55+ blocks and 35+ dunks and was a unanimous selection to The American's All-Freshman Team and also earned an All-Conference Second Team nod.
- When all was said and done, Hendricks had shattered UCF rookie records. He finished with the most single-season points (515), scoring average (15.1), rebounds (237), offensive rebounds (80), rebound average (7.0) field goal makes and attempts (184-for-385), free throw makes and attempts (86-for-110) and minutes (1,179), all tops of UCF's freshman leaderboards. He was second in blocks (59), fourth in steals (31) and three-point field-goals (61). He also finished 10th on UCF's all-time three-point percentage list.

### UNLUCKY: THE MARGIN WAS SLIM

- The Knights had six losses decided by a single possession in 2022-23 and 12 decided by single digits in a year where UCF finished 19-15.
- KenPom's rating system had UCF ranked fourth to last in its "luck rating" on Selection Sunday, meaning the Knights were among the unluckiest teams in the country. The Knights finished the year sixth to last in the category.
- Three of UCF's single possession defeats came in the final six games of the regular season, with all three of those games seeing the opponent score the game-winning basket with 10 seconds or less; two of them were with less than a second left.
- UCF's first four losses were decided by a total of five possessions. The outlier, a 13-point loss to South Florida, nearly totaled that of UCF's first five losses (19 total points).

### DAWKINS ERA AT UCF

- Johnny Dawkins picked up career win No. 100 in the Knights' win over N.C. A&T on Dec. 11, 2022, becoming just the third coach in UCF history to reach the milestone. Dawkins is 131-87 since starting with the Knights in 2016, a win percentage of .601, the second best of any UCF coach (Torchy Clark, .754 from 1969-83).
- He has the third-most wins of any UCF coach, trailing only Clark's 274 and Kirk Speraw's 247 from 1993-2010.
- Dawkins is the fastest coach to earn 100 wins in program history in the Division I era, needing only 162 games to do so.
- Dawkins had his squad off to a 4-0 start to begin the 2021-22 season, tying 2017-18 for his best start to a season at UCF.
- Dawkins led UCF to its first NIT Final Four (2017), first at-large berth to the NCAA Tournament (2019) and first NCAA Tournament win (2019).
- Prior to Dawkins' arrival at UCF, the program had won three games against ranked opponents from 1984-2016. Since Dawkins has taken over, the Knights have won five contests against ranked foes, bringing the program total to eight.
- UCF had never won two games against ranked teams in a single season until the Knights did it in a span of five days, taking down No. 6 Houston and No. 19 Cincinnati late in 2018-19.

**QUICK FACTS**

**UCF INFORMATION**

Location	Orlando, Fla.
Founded	1963
Enrollment	68,000+
Nickname	Knights
Colors	Black and Gold
Conference	Big 12 Conference
University President	Alexander Cartwright
Director of Athletics	Terry Mohajir
Athletics Phone	(407) 823-2261
Ticket Office Phone	(407) 823-1000

**ADDITION FINANCIAL ARENA**

Capacity	10,000
Year Opened	Fall 2007
Press Row Phone	(954) 531-4322

**BASKETBALL HISTORY**

First Year of Basketball	1969-70 (55th season)
First Year in Division I	1984-85 (40th season)
First Year in Big 12	2023-24 (1st season)
All-Time Record	827-675/880-675*
NCAA Tournaments/Last	Five/2019

\* 2008-09 (17-14), 2009-10 (15-17), 2010-11 (21-12) victories vacated due to NCAA sanctions

**2023-24 TEAM INFORMATION**

2022-23 Record	19-15
Conference Record/Finish	8-10/7th
Home Record	11-6
Road Record	5-7
Neutral Record	3-2
Conference Tournament	Quarterfinals
Postseason	NIT Second Round
Starters Returning/Lost	1/4
Total Returning/Lost	7/9
Newcomers	10

**STRATEGIC COMMUNICATIONS**

Primary Contact	Ken Landis
Cell Phone	(954) 531-4322
Email	klandis@athletics.ucf.edu
Secondary Contact	Ryan Ladika
Mailing Address	Roth Athletics Center 4192 North Orion Blvd. Orlando, FL 32816
Website	www.UCFKnights.com
Twitter	@UCF_MBB
Instagram	UCF.MBB
Facebook	/UCFMensBasketball

**UCFACTS - KNIGHT NOTES (CONT.)**

**POSTSEASON PUSHES**

- The Knights have made the postseason in three of Johnny Dawkins' seven years at the helm of the UCF program. It's an unprecedented stretch, the first of it's kind in Knights history.
- UCF experienced immediate postseason success by making the NIT in the first year under Dawkins' new leadership, reaching the NIT Semifinal in Madison Square Garden in 2016-17.
- The Black and Gold made returned to the NCAA Tournament for the first time since 2005 when they earned an at-large bid into the 2019 bracket as a No. 9 seed. Dawkins led the Knights to their first NCAA Tournament victory in program history, beating VCU 73-58 in the first round. The Black and Gold were narrowly defeated in the next round, falling to top-seeded Duke 77-76.
- UCF returned to the postseason by making the NIT in 2022-23 and earning a first round victory over in-state foe Florida. The Knights were the only team to hold Florida below 50 points during 2022-23 while the 49 Gator points were the least they've scored at home since Jan. 13, 1962 when they beat Auburn 43-40. Taylor Hendricks led the way with 17 points and eight rebounds in the victory.
- The Knights have been to five total NCAA DI Tournaments and three NITs, totalling eight postseason appearances.

**CHECK OUT THE CHECK!**

- UCF Athletics has renewed its contract with Nike. A new five-year deal keeps Nike as the official apparel and footwear provider of the Knights through the 2028-29 academic year.
- UCF will continue to work directly with Nike as the official supplier of uniforms, equipment and apparel for UCF Athletics.
- "As a Nike school since 2010, UCF has experienced tremendous growth with this partnership, and we will continue to elevate in the Big 12 Conference," says UCF vice president and director of athletics Terry Mohajir. "Nike has allowed us to innovate and enhance our brand among some of the best in the country. We look forward to our direct collaboration with our partners at Nike and their renewed commitment and belief in UCF Athletics."

**CONFERENCE AFFILIATION HISTORY**

 <b>Independent</b> 1984-90	 <b>Atlantic Sun</b> 1993-05
 <b>American South</b> 1990-91	 <b>Conference USA</b> 2005-13
 <b>Sun Belt</b> 1991-92	 <b>American Athletic</b> 2013-23
 <b>Independent</b> 1992-93	 <b>Big 12</b> 2023-present

**BIG 12 CONFERENCE**

**UCFACTS - KNIGHT NOTES (CONT.)**



Standings School	Big 12		Overall					Streak
	W-L	Pct.	W-L	Pct.	H	A	N	
UCF	0-0	.000	0-0	.000	0-0	0-0	0-0	L1
Kansas	0-0	.000	0-0	.000	0-0	0-0	0-0	L1
Texas	0-0	.000	0-0	.000	0-0	0-0	0-0	L1
Kansas State	0-0	.000	0-0	.000	0-0	0-0	0-0	L1
Baylor	0-0	.000	0-0	.000	0-0	0-0	0-0	L1
Iowa State	0-0	.000	0-0	.000	0-0	0-0	0-0	L2
TCU	0-0	.000	0-0	.000	0-0	0-0	0-0	L1
Oklahoma State	0-0	.000	0-0	.000	0-0	0-0	0-0	L1
West Virginia	0-0	.000	0-0	.000	0-0	0-0	0-0	L2
Texas Tech	0-0	.000	0-0	.000	0-0	0-0	0-0	L4
Oklahoma	0-0	.000	0-0	.000	0-0	0-0	0-0	L1
BYU	0-0	.000	0-0	.000	0-0	0-0	0-0	L1
Cincinnati	0-0	.000	0-0	.000	0-0	0-0	0-0	L1
Houston	0-0	.000	0-0	.000	0-0	0-0	0-0	L1

**Preseason Coaches Poll**

1. Kansas (12).....	168
2. Houston (2).....	153
3. Texas.....	143
4. Baylor.....	137
5. TCU.....	113
6. Kansas State.....	106
7. Iowa State.....	95
8. Texas Tech.....	80
9. West Virginia.....	70
10. Oklahoma State.....	57
11. Cincinnati.....	55
12. Oklahoma.....	54
13. BYU.....	29
14. UCF.....	14

**Preseason Player of the Year**

Hunter Dickinson, C, Sr., Kansas

**Honorable Mention**

Jalen Bridges, Baylor  
RayJ Dennis, Baylor

**Preseason Newcomer of the Year**

Hunter Dickinson, C, Sr., Kansas

Ja'Kobe Walter, Baylor

**Preseason Freshman of the Year**

Ja'Kobe Walter, F, Baylor

Jamal Sheard, Houston  
Kevin McCullar Jr., Kansas

**Preseason All-Big 12 Team**

L.J. Cryer, G, Sr., Houston  
Hunter Dickinson, C, Sr., Kansas  
Dejuan Harris Jr., G, Kansas  
Emanuel Miller, F, Sr., TCU  
Max Abmams, G, Gr., Texas

Arthur Kaluma, Kansas State  
Tylor Perry, Kansas State  
Dylan Disu, Texas  
Tyrese Hunter, Texas  
Dillon Mitchell, Texas  
Jesse Edwards, West Virginia  
*listed alphabetically by school*

**Weekly Honors**

**Week**     *Player of the Week*

*Rookie of the Week*

- Week 1
- Week 2
- Week 3
- Week 4
- Week 5
- Week 6
- Week 7
- Week 8
- Week 9
- Week 10
- Week 11
- Week 12
- Week 13
- Week 14
- Week 15
- Week 16
- Week 17

**UCF on the Honor Roll**

**Week**     *Player*

-            -



**POLLS & RANKINGS**

AP POLL				COACHES POLL			
Preseason - Oct. 16				Preseason - Oct. 16			
Rk.	Team (1st Votes)	Record	Pts.	Rk.	Team (1st Votes)	Record	Pts.
1	<b>Kansas (46)</b>	0-0	1548	1	<b>Kansas (23)</b>	0-0	785
2	Duke (11)	0-0	1466	2	Purdue (5)	0-0	742
3	Purdue (3)	0-0	1436	3	Duke (3)	0-0	716
4	Michigan State (1)	0-0	1346	4	Michigan State	0-0	667
5	Marquette	0-0	1283	5	UConn (1)	0-0	626
6	UConn (2)	0-0	1243	6	<b>Houston</b>	0-0	615
7	<b>Houston</b>	0-0	1117	7	Marquette	0-0	614
8	Creighton	0-0	1099	8	Creighton	0-0	552
9	Tennessee	0-0	1032	9	Florida Atlantic	0-0	548
10	Florida Atlantic	0-0	1011	10	Tennessee	0-0	496
11	Gonzaga	0-0	830	11	Arizona	0-0	449
12	Arizona	0-0	776	12	Gonzaga	0-0	407
13	<b>Miami (FL)</b>	0-0	750	13	<b>Miami</b>	0-0	390
14	Arkansas	0-0	685	14	Arkansas	0-0	315
15	Texas A&M	0-0	597	15	San Diego State	0-0	277
16	Kentucky	0-0	530	16	Kentucky	0-0	261
17	San Diego State	0-0	529	17	<b>Baylor</b>	0-0	258
18	<b>Texas</b>	0-0	493	18	<b>Texas</b>	0-0	251
19	North Carolina	0-0	474	19	Texas A&M	0-0	231
20	<b>Baylor</b>	0-0	431	20	Villanova	0-0	217
21	USC	0-0	427	21	North Carolina	0-0	197
22	Villanova	0-0	395	22	USC	0-0	176
23	Saint Mary's	0-0	335	23	Saint Mary's	0-0	147
24	Alabama	0-0	163	24	Alabama	0-0	142
25	Illinois	0-0	104	25	UCLA	0-0	52

**RECEIVING VOTES:** Wisconsin 53, Colorado 49, UCLA 47, St. John's 47, Maryland 34, Virginia 27, Auburn 27, **TCU 24**, Mississippi St. 20, **Kansas St. 13**, Xavier 8, Memphis 7, Missouri 6, Boise St. 4, Indiana 3, Florida 2, Coll. of Charleston 2, New Mexico 1, Drake 1  
\* UCF opponents listed in bold italics.

**RECEIVING VOTES:** Illinois 45, Wisconsin 43, Maryland 29, **TCU 26**, Colorado 21, Xavier 17, Ohio State 16, St. John's 13, Virginia 13, **Kansas State 8**, Indiana 7, Washington 5, Florida 5, Auburn 5, Missouri 4, Oregon 3, Memphis 3, Mississippi State 2, **Iowa State 2**, Boise State 1, Yale 1

**UCFACTS - KNIGHT NOTES (CONT.)**

**UCF WEEK-BY-WEEK**

	AP	COACHES	NET	ESPN BPI	KENPOM	RECORD
Preseason	NR	NR	-	49	72	0-0
Week 2	-	-	-	-	-	-
Week 3	-	-	-	-	-	-
Week 4	-	-	-	-	-	-
Week 5	-	-	-	-	-	-
Week 6	-	-	-	-	-	-
Week 7	-	-	-	-	-	-
Week 8	-	-	-	-	-	-
Week 9	-	-	-	-	-	-
Week 10	-	-	-	-	-	-
Week 11	-	-	-	-	-	-
Week 12	-	-	-	-	-	-
Week 13	-	-	-	-	-	-
Week 14	-	-	-	-	-	-
Week 15	-	-	-	-	-	-
Week 16	-	-	-	-	-	-
Week 17	-	-	-	-	-	-
Week 18	-	-	-	-	-	-
Week 19	-	-	-	-	-	-
Final	-	-	-	-	-	-

All rankings are updated on Monday of each respective week

**UCF WEEK-BY-WEEK (2022-23)**

	AP	COACHES	NET	ESPN BPI	KENPOM	RECORD
Preseason	NR	NR	-	-	-	0-0
Week 2	NR	NR	-	-	-	1-1
Week 3	NR	NR	-	-	-	4-1
Week 4	NR	NR	-	-	-	5-2
Week 5	NR	NR	95	75	74	6-2
Week 6	NR	NR	78	64	65	7-2
Week 7	NR	NR	68	60	58	8-3
Week 8	NR	NR	66	57	58	9-3
Week 9	NR	NR	52	52	49	10-4
Week 10	NR	NR	36	41	37	12-4
Week 11	NR	NR	43	45	41	13-5
Week 12	NR	NR	56	53	52	13-6
Week 13	NR	NR	65	59	61	13-8
Week 14	NR	NR	70	63	63	13-9
Week 15	NR	NR	55	49	57	15-9
Week 16	NR	NR	58	51	57	15-11
Week 17	NR	NR	71	57	63	16-12
Week 18	NR	NR	72	58	60	17-13
Week 19	NR	NR	71	59	67	18-14
Final	NR	NR	66	50	56	19-15

All rankings are updated on Monday of each respective week

**BIG 12 CONFERENCE TEAMS IN NATIONAL POLLS (2022-23)**

Week	Baylor	BYU	UCF	Cincinnati	Houston	Iowa State	Kansas	Kansas State	Oklahoma	Okl. State	TCU	Texas	Texas Tech	West Virginia
Preseason	5/6	-	-	-	3/3	-/RV	5/5	-	-	-	14/16	12/12	25/24	-
Week 2	5/6	-	-	-	3/3	-	6/5	-	-	-	15/18	11/11	23/22	-
Week 3	7/7	-	-	-	2/2	-/RV	3/3	-	-	-	RV/RV	4/4	21/20	RV/RV
Week 4	6/10	-	-	-	1/1	23/23	6/9	RV/RV	RV/RV	-	RV/RV	2/2	RV/RV	RV/RV
Week 5	12/12	-	-	-	1/1	20/20	6/6	RV/RV	-/RV	-	24/25	2/2	RV/RV	RV/RV
Week 6	11/11	-	-	-	5/4	RV/RV	8/6	RV/RV	-	-	21/22	7/8	RV/RV	RV/RV
Week 7	12/13	-	-	-	3/3	RV/RV	4/4	RV/RV	-	-	20/19	7/7	RV/RV	RV/RV
Week 8	12/13	-	-	-	3/3	RV/RV	4/4	RV/RV	-	-	18/19	6/6	RV/RV	24/24
Week 9	19/16	-	-	-	2/2	25/25	3/3	RV/RV	-	-	17/17	6/6	-/RV	RV/RV
Week 10	RV/RV	-	-	-	1/1	14/14	2/2	11/13	-	-	17/17	10/10	-/RV	-
Week 11	21/22	-	-	-	1/1	12/12	2/2	13/15	-	-	14/13	7/7	-/RV	-
Week 12	17/17	-	-	-	3/3	12/13	9/9	5/5	-	-	11/11	10/10	-	-
Week 13	11/11	-	-	-	3/3	13/13	8/8	7/6	-	-	15/16	10/9	-	RV/-
Week 14	14/12	-	-	-	2/2	11/13	9/8	12/11	-	-/RV	17/19	5/6	-	RV/-
Week 15	9/9	-	-	-	2/2	19/18	5/7	12/14	-	RV/RV	22/24	6/5	-	-
Week 16	9/10	-	-	-	1/1	23/21	3/4	14/16	-	RV/RV	24/RV	8/8	-/RV	-
Week 17	7/7	-	-	-	1/1	RV/RV	3/3	11/11	-	-	22/22	9/7	-	RV/-
Week 18	10/10	-	-	-	1/1	RV/RV	3/4	12/12	-	-	22/23	7/7	-	RV/RV
Week 19	11/11	-	-	-	2/1	RV/RV	4/5	15/13	-	-	22/23	5/7	-	RV/-
FINAL	7/9	-	-	-	7/6	/RV	7/11	9/9	-	-	7/9	7/7	-	/RV

Rankings are listed as AP/USA Today



**BROADCAST MEDIA QUICK GLANCE SHEET**



**2**

**HEMARRI ALLEN**

5th • G • 6-4 • 190 • Arden, N.C. • UMKC/Cowley CC

	GP/GS	PPG	APG	RPG	FG%	3FG%	FT%
23-24	-/-	-	-	-	-	-	-
Career	59/35	10.8	2.4	3.9	44.5%	28.2%	67.4%
Career Highs	Pts: 34	Ast: 9	Reb: 9	Stl: 6			
Season High	Pts: -	Ast: -	Reb: -	Stl: -			

- Transfer from UMKC, spent previous two seasons there
- Named Summit League All-Defensive Team and to the Summit League All-Conference Second Team in 2022-23
- Led the Summit League in steals in 2022-23 with 59; Ranked top-10 in the Summit League in FG% (6th), free throws made (5th), minutes per game (6th) and points per game (6th)
- Ranked in the top-100 in the NCAA in free throw attempts (70th) and steals per game (57th) in 2022-23
- Scored double-digit points in 25 games in 2022-23, including 10 with games of 20 or more points



**3**

**DARIUS JOHNSON**

Jr. • G • 6-1 • 200 • Boyds, Md.

	GP/GS	PPG	APG	RPG	FG%	3FG%	FT%
23-24	-/-	-	-	-	-	-	-
Career	55/35	8.0	3.5	3.2	35.9%	28.3%	79.6%
Career Highs	Pts: 24	Ast: 10	Reb: 8	Stl: 7			
Season High	Pts: -	Ast: -	Reb: -	Stl: -			

- Averaged exactly 10 points per game in 2022-23, along with 4.2 assists and 3.0 rebounds per game
- Scored double digit points in 14 games, including five with 15 or more. Scored a career high 24 against Miami (11/27/23)
- Tallied two games with 10 assists (vs. Stetson, 12/21/22; vs. Tulsa 2/11/23), resulting in two double-doubles on the year
- Snatched a steal in all but four of his 25 games in 2022-23, started the year with 10 straight games with a steal
- Was named to 2021-22 American Athletic Conference All-Freshman Team
- Earned a pair of weekly honor roll nods last season in The American



**4**

**COMEH EMUOBOR**

Fr. • G • 6-5 • 205 • Raleigh, N.C.

	GP/GS	PPG	APG	RPG	FG%	3FG%	FT%
23-24	-/-	-	-	-	-	-	-
Career	-/-	-	-	-	-	-	-
Career Highs	Pts: -	Ast: -	Reb: -	Stl: -			
Season High	Pts: -	Ast: -	Reb: -	Stl: -			

- A three-star small forward recruit ranked No. 7 in North Carolina and No. 41 at his position according to 247 Sports
- A top 200 national recruit according to 247 Sports' composite ranking
- Transferred to Brewster Academy for his senior season in high school
- Was North Carolina All-State in his sophomore and junior seasons, spending both at Rencroft High in Raleigh
- Was named TISAC (Triangle Independent School Athletic Conference) MVP after his sophomore campaign
- Saw time on varsity his freshman season at Enloe High School, located in Raleigh, North Carolina



**5**

**OMAR PAYNE**

5th • F • 6-10 • 228 • Kissimmee, Fla. • Jacksonville/Illinois/Florida

	GP/GS	PPG	APG	RPG	FG%	3FG%	FT%
23-24	-/-	-	-	-	-	-	-
Career	111/27	3.4	0.3	2.8	63.7%	1.000%	50%
Career Highs	Pts: 19	Ast: 3	Reb: 11	Stl: 2	Bk: 5		
Season High	Pts: -	Ast: -	Reb: -	Stl: -	Bk: -		

- Led Jacksonville in field goal percentage (.598) and blocks (26) last season
- Played in 25 games with Jacksonville last season, starting nine
- Scored double-digits twice last season with Jacksonville
- Recorded second career double-double, with 17 points and 10 rebounds vs. Voorhees
- Was on NCAA Tournament teams with Illinois (2021-22) and Florida (2020-21)
- Three points in NCAA Tournament first-round win over Chattanooga (March 18) with Illinois



**10**

**MINTAUTAS MOCKUS**

Fr. • G/F • 6-7 • 191 • Klaipeda, Lithuania

	GP/GS	PPG	APG	RPG	FG%	3FG%	FT%
23-24	-/-	-	-	-	-	-	-
Career	-/-	-	-	-	-	-	-
Career Highs	Pts: -	Ast: -	Reb: -	Stl: -			
Season High	Pts: -	Ast: -	Reb: -	Stl: -			

- Was the leading scorer among all attendees at the NBA Academy Games in July 2023 in Atlanta, Ga.
- Played in international basketball leagues from 2020-23 in Lithuania and Spain
- Played in the top two leagues in Lithuania, playing 25 games in the Lithuanian Basketball League with Prienai and 40 in the second tier for Kretingas Kretinga and Klaipeda Neptunas-Akvaservis. He remained in his home country into 2023 and made the jump to the third tier of Spanish basketball, LEB Plata, and played in nine contests
- Was a member of the U18 Lithuania national team for the 2021 FIBA U18 European Challengers tournament



**11**

**IBRAHIMA DIALLO**

5th • F • 7-0 • 246 • Saly, Senegal • San Jose State/Ohio State

	GP/GS	PPG	APG	RPG	FG%	3FG%	FT%
23-24	-/-	-	-	-	-	-	-
Career	67/47	5.3	0.3	5.3	54.2%	0.0%	45%
Career Highs	Pts: 16	Ast: 3	Reb: 15	Stl: 3	Bk: 8		
Season High	Pts: -	Ast: -	Reb: -	Stl: -	Bk: -		

- Started all 35 games at center for San Jose State last season, averaged 6.0 points and 6.0 rebounds per game
- Was one of the nation's best players in blocking shots at 1.66 per game last year, ranking 51st nationally; was also ranked 40th in total blocks, tallying 58
- Ranked seventh in all-time blocked shots prior to leaving San Jose State with 78 in 48 games played
- His eight blocks against Alabama State were tied for the second-highest total in a game in 2022-23
- Arrived in the United States from Senegal in 2016, while he was in high school



**12**

**DEMARR LANGFORD JR.**

Sr. • G • 6-5 • 230 • Worcester, Mass. • Boston College

	GP/GS	PPG	APG	RPG	FG%	3FG%	FT%
23-24	-/-	-	-	-	-	-	-
Career	73/54	8.8	1.9	4.0	44.4%	25.8%	69.8%
Career Highs	Pts: 23	Ast: 8	Reb: 11	Stl: 4			
Season High	Pts: -	Ast: -	Reb: -	Stl: -			

- Played in 23 games, starting in 15 and playing 651 minutes with Boston College in 2022-23; averaged 7.0 points per game and shot 44.2% (65-for-147) from the field
- Scored a season-high 20 points on the road at No. 16 Miami on 1/11/23
- Had seven games in which he scored double-digit points
- Played in 32 games in 2021-22, starting in 30 and averaging 34.7 minutes per game; averaged 11.3 points per game and shot 45.6% (140-for-307) from the field, both career highs



**13**

**MARCHELUS AVERY**

Sr. • F • 6-7 • 210 • Richmond, Va. • New Mexico State / NW Florida State

	GP/GS	PPG	APG	RPG	FG%	3FG%	FT%
23-24	-/-	-	-	-	-	-	-
Career	44/9	6.1	0.7	3.4	46.4%	37.9%	64.4%
Career Highs	Pts: 26	Ast: 3	Reb: 10	Stl: 2			
Season High	Pts: -	Ast: -	Reb: -	Stl: -			

- Started seven games for New Mexico State in 2022-23, including five straight contests between December 18-31
- Poured in a career-high 26 points versus Northern New Mexico on 11-14 shooting from the floor
- Posted double-doubles versus North Carolina A&T (20 points, 10 rebounds) and at Stephen F. Austin (16 points, 10 rebounds)
- Finished the 2021-22 season with shooting splits of .446/.313/.667; taking part in 23 games and averaged 4.1 points, 2.5 rebounds and 0.6 assists in 11.1 minutes per game



**15**

**TYLER HENDRICKS**

R-Fr. • G • 6-6 • 190 • Fort Lauderdale, Fla.

	GP/GS	PPG	APG	RPG	FG%	3FG%	FT%
23-24	-/-	-	-	-	-	-	-
Career	-/-	-	-	-	-	-	-
Career Highs	Pts: -	Ast: -	Reb: -	Stl: -			
Season High	Pts: -	Ast: -	Reb: -	Stl: -			

- Did not see game action during the 2022-23 season, earning a redshirt
- Was One of 12 sets of twins and one of 33 sets of brothers in NCAA Division I college basketball along with Taylor Hendricks, UCF's first lottery and first round NBA Draft pick, going ninth overall to the Utah Jazz in 2023.
- ESPN and Rivals three-star prospect
- Played for Calvary Christian Academy in Fort Lauderdale, Fla. and helped lead them to a Florida 3A state championship as a junior and senior in 2020-21 and 2021-22




**21**

**C.J. WALKER**

5th • F • 6-8 • 215 • Sanford, Fla. • Oregon

	GP/GS	PPG	APG	RPG	FG%	3FG%	FT%
23-24	-/-	-	-	-	-	-	-
Career	85/41	6.4	0.7	4.3	43.9%	30.2%	56.2%
Career Highs	Pts: 19	Ast: 3	Reb: 16	Stl: 3	Bk: 4		
Season High	Pts: -	Ast: -	Reb: -	Stl: -	Bk: -		

- Battled injuries throughout the '22-'23 season; the team announced he was out for the remainder of the season on 1/8
- Played in four games, coming off the bench in all four and playing in 78 minutes
- Finished the 2022-23 campaign averaging 19.5 minutes, 5.0 points and 3.5 rebounds per game
- Finished the 2021-22 campaign strong as he averaged 15 points per game over the last three games of the regular season, as opposed to 8.6 on the year. Started in 19 games, playing in 30
- Was second on the team in rebounds in 2021-22, pulling in 170 total for a 5.7 per game clip



**22**

**NILS MACHOWSKI**

Fr. • G • 6-3 • 180 • Berlin, Germany

	GP/GS	PPG	APG	RPG	FG%	3FG%	FT%
23-24	-/-	-	-	-	-	-	-
Career	-/-	-	-	-	-	-	-
Career Highs	Pts: -	Ast: -	Reb: -	Stl: -			
Season High	Pts: -	Ast: -	Reb: -	Stl: -			

- Spent time in the top tier of German basketball with Alba Berlin
- Won back-to-back U19 championships with Alba Berlin in 2022 and 2023
- Hit a game-winning, buzzer-beating, three-point shot to win the 2023 U19 championship
- Was the starting point guard on the 2022 German National Team in the U18 European Championship
- Spent time with the third division of German basketball with Bernau, where he averaged 38.5% from three-point land across 18 contests



**24**

**JAYLIN SELLERS**

Jr. • G • 6-4 • 196 • Columbus, Ga. • Ball State

	GP/GS	PPG	APG	RPG	FG%	3FG%	FT%
23-24	-/-	-	-	-	-	-	-
Career	62/35	10.1	0.7	2.8	51.0%	44.8%	73.3%
Career Highs	Pts: 24	Ast: 3	Reb: 14	Stl: 4			
Season High	Pts: -	Ast: -	Reb: -	Stl: -			

- Named to the All-MAC Third Team in 2022-23 after being named to the MAC All-Freshman Team in 2021-22
- Was second on last year's Ball State squad in scoring, averaging 13.5 points/gm. while pulling in 3.7 rebounds/gm
- Shot 45% from the three-point line in 2022-23 (54-for-120) and was 49% from the field (144-for-249)
- His 45% clip from three-point land was second in the MAC in 2022-23
- Had 23 games in which he scored double-digit points, including five where he scored over 20 points in 2022-23
- Snagged 21 steals which ranked him third on the team and added 16 blocks, also third on Ball State in 2022-23



**31**

**THIERNO SYLLA**

So. • F • 6-11 • 216 • Conakry, Guinea

	GP/GS	PPG	APG	RPG	FG%	3FG%	FT%
23-24	-/-	-	-	-	-	-	-
Career	27/0	2.2	0.1	1.1	46.9%	36.4%	33.3%
Career Highs	Pts: 10	Ast: 1	Reb: 6	Stl: 1			
Season High	Pts: -	Ast: -	Reb: -	Stl: -			

- Appeared in 27 games, coming off the bench in all of them and playing in 167 minutes in 2022-23
- Was 23-for-49 (46.9%) from the field, including going 12-of-33 (36.4%) from beyond the three-point arc
- Scored a 2022-23 season-high 10 points twice (11/23 vs. Evansville, 2/11 vs. Tulsa)
- Played at Royal Crown Academic School in Ontario, Canada prior to collegiate basketball
- Also played soccer, starting as a striker on varsity

UCF'S RECORD WHEN... ('22-'23)	
Win the tip	14-6
Lose the tip	5-9
Home games	11-6
Away games	5-7
Neutral site games	3-2
vs. Top 25 teams	0-2
Lead at Halftime	15-1
Trail at Halftime	4-14
Tied at Halftime	0-0
In Overtime	3-2
Lead with 10:00 remaining	16-2
Trail with 10:00 remaining	3-12
Tied with 10:00 remaining	0-1
Lead with 5:00 remaining	17-1
Trail with 5:00 remaining	2-14
Tied with 5:00 remaining	0-0
Lead with 2:00 remaining	17-2
Trail with 2:00 remaining	2-12
Tied with 2:00 remaining	0-1
Score Fewer than 50 Points	0-0
Score 50-59 Points	2-2
Score 60-69 Points	5-6
Score 70-79 Points	7-6
Score 80-89 Points	3-0
Score 90+ Points	2-1
Opponent Scores Fewer than 50 Points	5-0
Opponent Scores 50-59 Points	8-1
Opponent Scores 60-69 Points	3-4
Opponent Scores 70-79 Points	2-5
Opponent Scores 80-89 Points	0-4
Opponent Scores 90+ Points	1-1
Shoot Under 30 Percent	0-0
Shoot 30-39 Percent	5-6
Shoot 40-49 Percent	8-9
Shoot 50+ Percent	6-0
Opponent Shoots Under 30 Percent	2-0
Opponent Shoots 30-39 Percent	11-2
Opponent Shoots 40-49 Percent	4-7
Opponent Shoots 50+ Percent	2-6
Outrebound Opponent	15-5
Outrebounded by Opponent	4-10
Rebounds equal	0-0
Commit fewer turnovers	10-9
Commit more turnovers	8-4
Turnovers equal	1-2
Outscore opponent's bench	13-9
Opponent bench scores more	6-6
Games Decided by 1-5 Points	5-7
Games Decided by 6-10 Points	3-5
Games Decided by 11-19 Points	5-3
Games Decided by 20+ Points	6-0
Wearing white (old/new)	5-2 / 6-2
Wearing black (old/new)	2-0 / 5-10
Wearing Citronauts	1-1
November	5-2
December	5-2
January	3-4
February	3-4
March	3-3
Monday	1-1
Tuesday	0-0
Wednesday	8-2
Thursday	1-2
Friday	2-1
Saturday	1-6
Sunday	6-3

THE LAST TIME...		
Category	UCF	Opponent
Scored 100	107 vs. Memphis (1/11/23)	104 vs. Memphis (1/11/23)
Scored 110	115 vs. West Florida (11/12/10)	127 vs. Southern (2/24/93)
Scored 120	130 vs. Florida Tech (1/23/80)	127 vs. Southern (2/24/93)
Scored under 40	38 vs. #11 Cincinnati (1/16/18)	37 vs. Western Illinois (11/14/22)
Scored under 50	49 vs #7 Houston (1/29/22)	49 at Florida (3/15/23)
Won by 30	44 vs. Tulsa (2/11/23)	37 at #6 Cincinnati (2/6/18)
Won by 40	44 vs. Tulsa (2/11/23)	42 at Coll. of Charles. (2/1/96)
Won by 50	54 vs. West Florida (11/12/10)	50 at North Carolina (12/2/89)
Scored 50 in the 1st half	51 vs. Tulsa (2/11/23)	52 at Memphis (2/1/21)
Scored 50 in the 2nd half	51 vs. SMU (1/8/23)	52 at Memphis (2/5/22)
Scored 60 points or fewer in win	52-45 vs. Wichita State (12/28/22)	57-55 at Temple (3/2/23)
Scored 90 points or more in loss	98-95 vs. UNC Asheville (11/7/22)	107-104 vs. Memphis (1/11/23)
Made 40 FG	40 at Marshall (2/27/10)	41 at Florida State (12/6/14)
Attempted 80 FG	81 vs. UNC Asheville (11/7/22)	80 vs. Tulane (1/14/15)
Shot under 30% from the field	28.33%, at Houston (2/17/22)	29.31%, vs. Oklahoma State (11/18/22)
Made 12 3-pt FG	17 vs. Tulsa (2/11/23)	13 vs. Missouri (12/17/22)
Made 15 3-pt FG	17 vs. Tulsa (2/11/23)	16 vs. Tulane (1/14/15)
Didn't make a 3-pt FG	0-14 at #6 Cincinnati (2/6/18)	0-23 vs. UAB (1/9/13)
Attempted 30 3-pt FG	30 at Oregon (3/19/23)	31 at South Florida (1/21/23)
Made 30 FT	33 vs. Memphis (1/11/23)	30 at Houston (1/3/20)
Made 35 FT	36 vs. Bethune (12/22/15)	43 at Marshall (2/27/10)
Attempted 40 FT	44 vs. South Florida (2/13/19)	40 at Wichita State (1/26/22)
Attempted 50 FT	56 vs. FAU (12/15/93)	67 at Marshall (2/27/10)
Made 5 or less free throws	3-for-4, at Florida (3/15/23)	3-for-5, vs. Stetson (12/21/22)
Shot 100% on FTs (min. 10 att.)	11-for-11, at Michigan (12/6/20)	16-for-16, vs. SMU (3/4/20)
Shot 40% or worse on FTs	4-for-10, vs. Temple (12/31/19)	6-for-18, vs. Memphis (1/12/22)
Had 50 rebounds	52 vs. FSU (11/11/22)	53 at South Florida (1/15/22)
Had 60 rebounds	69 vs. West Florida (12/17/93)	61 at Georgia (12/19/95)
Had 20+ offensive rebounds	24, vs. FSU (11/11/22)	21, at South Florida (1/15/22)
Had 5 or less offensive rebounds	3, at Temple (3/2/23)	5, at Oregon (3/19/23)
Had 25 assists	28 vs. Tulsa (2/11/23)	28 vs. Louisville (12/31/13)
Had 30 assists	30 vs. Campbell (2/28/04)	43 at Dayton (12/3/88)
Had 15 steals	16 at Cincinnati (2/19/20)	16 at Cincinnati (2/4/23)
Had 20 steals	22 vs. Navy (12/6/03)	20 at Memphis (2/1/21)
Had 10 blocks	13 vs. South Florida (3/10/22)	15 vs. St. John's (11/26/17)
Had 14 blocks	14 vs. Temple (3/12/14)	15 vs. St. John's (11/26/17)
Didn't record a block	vs. Temple (1/28/23)	at Oregon (3/19/23)
Committed 5 or less turnovers	3, vs. Tulsa (2/11/23)	4, vs. SMU (2/24/19)
Committed 20+ turnovers	24, at Cincinnati (2/4/23)	24, at Memphis (2/16/23)
Won an OT game	107-104 vs. Memphis (1/11/23)	77-70 vs. Temple (1/28/23)
Lost an OT game	77-70 vs. Temple (1/28/23)	107-104 vs. Memphis (1/11/23)
Multiple OT game	107-104 vs. Memphis (1/11/23)	98-95 vs. UNC Asheville (11/7/22)
Made a Buzzer Beater	69-66 vs. ECU (3/4/22)	68-66 vs. Missouri (12/17/22)
Category	UCF Player	
Scored 25 pts	28, C.J. Kelly vs. Memphis (3/10/23)	
Scored 30 pts	30, Ithiel Horton vs. Memphis (1/11/23)	
Scored 35 pts	36, Aubrey Dawkins at Temple (3/9/19)	
Scored 40 pts	45, Jermaine Taylor vs. Rice (2/25/09)	
Two players score 20 pts	vs. Memphis (1/11/23)	
	Ithiel Horton (30), C.J. Kelly (21)	
Two players score 25 pts	vs. Michigan (12/30/21)	
	Darin Green Jr. (27), Brandon Mahan (26)	
Three players score 20 pts	at #15 Florida State (12/19/20)	
	Brandon Mahan (32), Isaiah Adams (22), Darin Green Jr. (20)	
Five players score 10 pts	vs. Tulsa (2/11/23)	
	Ithiel Horton (20), Taylor Hendricks (18), Darius Johnson (13),	
	C.J. Kelly (12), Thierno Sylla (10)	
Three reserves score 10 pts	at Illinois State (11/17/19)	
	Brandon Mahan (17), Darin Green Jr. (13), Avery Diggs (10)	
Made 20 FG	23, Bo Clark vs. Florida Tech (1/17/19)	
Attempted 20 FG	20, Taylor Hendricks vs. Stetson (12/21/22)	
Attempted 30 FG	31, Jermaine Taylor vs. ECU (3/7/09)	
Made 5 3-point FG	5, Ithiel Horton vs. ECU (3/5/23)	
Made 6 3-point FG	7, Ithiel Horton vs. South Florida (2/22/23)	
Made 7 3-point FG	7, Ithiel Horton vs. South Florida (2/22/23)	
Made 10 3-point FG	11, Matt Williams vs. South Florida (1/17/17)	
Attempted 15 3-pt FG	15, Darin Green Jr. vs. South Florida (2/3/22)	
Attempted 20 3-pt FG	21, Matt Williams vs. South Florida (1/17/17)	
Made 10 FT	12, C.J. Kelly vs. Memphis (1/11/23)	
Made 15 FT	15, Bennie Shaw vs. Medgar Evers (12/18/75)	
Attempted 15 FT	15, Collin Smith vs. Cincinnati (1/11/20)	
Attempted 20 FT	21, Tacko Fall vs. South Florida (2/13/19)	
Had 15 rebounds	16, CJ Walker at Tulane (3/6/22)	
Had 20 rebounds	20, Tacko Fall vs. SMU (2/24/19)	
Had 10 assists	10, Darius Johnson vs. Tulsa (2/11/23)	
Had 12 assists	13, Brandon Goodwin at Tulane (2/19/15)	
Had 6 blocks	6, Tacko Fall at Missouri (12/2/18)	
Had 8 blocks	8, Tom Herzog vs. Bethune-Cookman (12/11/10)	
Had 7 steals	7, Darius Johnson at Wichita State (2/8/23)	
Had a double-double	Taylor Hendricks vs. ECU - 25 pts/10 reb (3/5/23)	
Two players had double-doubles	Taylor Hendricks vs. Stetson - 16 pts/10 reb (12/21/22)	
	Darius Johnson vs. Stetson - 16 pts/10 ast (12/21/22)	
Had a triple-double	Isaiah Sykes vs. East Carolina - 20 pts/16 reb/11 ast (2/9/13)	



## ADDITION FINANCIAL ARENA



The UCF men's and women's basketball programs have called the beautiful 10,000-seat Addition Financial Arena its home since the start of the 2007-08 season. Located in the heart of Knights Plaza on the expansive north side of campus, the state-of-the-art facility opened in the fall of 2007 to packed crowds at multiple events.

Addition Financial Arena's unique design provides an intimate atmosphere for all students, alumni, fans and supporters, while creating an intimidating environment for opponents. With a raucous student section, dubbed the "Knightmare," Addition Financial Arena has quickly become one of the more formidable basketball facilities in the entire Southeast. The design offers perfect sight lines for all fans, giving every spectator a spectacular view.

Approximately 7,000 seats make up the lower bowl, with an additional 3,000 seats situated in the upper level. Club level seating is on the east side of the Arena, with exclusive access to the regal Black and Gold Club before, during and after each game.

The facility features 16 luxury boxes and suites, a club lounge, open concourse areas and numerous concession options. Fans benefit from a state-of-the-art audio and video system. The scoreboard located at center court features four video screens that show replays and player information with an LED ribbon board stretching around the bottom.

Patrons enter the building through a spacious lobby that has conveniently located concession and apparel stands.

Addition Financial Arena sits on the northern side of campus and is nestled in with UCF's other athletics facilities, including FBC Mortgage Stadium, The Venue, John Euliano Park and the UCF Soccer/Track Complex. FBC Mortgage Stadium also opened up during the same September week in 2007.

The arena is the centerpiece of an area that includes apartment-style dormitories with 2,000 total beds and about 100,000-square feet of retail space. Before and after games, fans can dine and shop at establishments like Barnes & Noble Bookstore, Burger U, Gringos Locos, Domino's, The Pop Parlour, Dunkin', Jimmy John's, Subway and Knightro's.

The neighboring retail area has room for 24 shops.

Addition Financial Arena also hosts premiere concerts along with UCF commencement ceremonies. The Central Florida Crusaders, expansion members of the National Indoor Soccer League, began fielding men's and women's teams in the venue for the 2022-23 season.

The arena is located directly in front of UCF's old home, The Venue, which re-opened following a year of massive renovations to create a new home for the women's volleyball program as well as dedicated practice facilities for both the men's and women's basketball programs. The Knights played in the former 5,100-seat building from 1991-2007.

Construction on the new facility began in November of 2005. The arena was designed by HOK Sports and constructed by KUD International.

The arena officially opened on Sept. 8, 2007, with a Reba McEntire concert. The first UCF event at the new arena occurred on Sept. 28, 2007, when the UCF volleyball team hosted East Carolina.



Capacity	10,000
Construction Began	November 2005
Construction Completed	August 2007
Design	HOK Sports
Construction	KUD International
Cost	\$80 million
Luxury Suites	16
Lower Level Seats	5,598
Upper Level Seats	3,365
Club Seats	502
Concession Stands	7
Points of Sale	28
Video Boards	4
First UCF Game	UCF 63, Nevada 60 (11/11/07)

### Highest Single-Game Home Attendance Records

1.	10,011	Illinois (3/22/17)
2.	9,825	Memphis (1/10/09)
3.	9,460	Marshall (1/13/10)
4.	9,383	Houston (1/25/23)
5.	9,358	Michigan (12/30/21)
6.	9,347	Rice (1/22/11)
7.	9,343	Florida State (11/13/13)
8.	9,141	Cincinnati (3/7/19)
9.	9,094	Marshall (1/5/11)
10.	8,734	Memphis (1/18/12)
11.	8,727	Massachusetts (11/13/09)
12.	8,142	Houston (1/29/22)
13.	8,044	East Carolina (1/19/11)
14.	7,862	Houston (1/11/12)
15.	7,760	Southern Miss (1/28/12)
16.	7,653	USF (11/18/10)
17.	7,565	Cincinnati (1/16/18)
18.	7,514	Miami (11/12/19)

### Single-Season Home Attendance

1.	121,036 (6,370/19 games)	2010-11
2.	97,297 (5,723/17 games)	2011-12
3.	90,466 (4,523/20 games)	2012-13
4.	90,067 (5,298/17 games)	2013-14
5.	89,664 (5,274/17 games)	2022-23
6.	88,378 (4,651/19 games)	2016-17

### Addition Financial Arena Record by Coaches

Coach	Seasons	Addition Financial Record	Win Pct.
Kirk Speraw	3	34-13 / 12-13*	.725 / .480*
Donnie Jones	6	74-33 / 59-33*	.692 / .641*
Johnny Dawkins	7	82-27	.752

\*2008-09, 2009-10, 2010-11 victories vacated due to NCAA sanctions

### Season-by-Season Record in Addition Financial Arena

Season	Head Coach	Home Record
2007-08	Kirk Speraw	12-4
2008-09	Kirk Speraw	13-3 / 0-3*
2009-10	Kirk Speraw	9-6 / 0-6*
2010-11	Donnie Jones	15-4 / 0-4*
2011-12	Donnie Jones	16-1
2012-13	Donnie Jones	15-5
2013-14	Donnie Jones	10-7
2014-15	Donnie Jones	10-8
2015-16	Donnie Jones	8-8
2016-17	Johnny Dawkins	15-3
2017-18	Johnny Dawkins	12-4
2018-19	Johnny Dawkins	15-2
2019-20	Johnny Dawkins	10-6
2020-21	Johnny Dawkins	6-3
2021-22	Johnny Dawkins	13-3
2022-23	Johnny Dawkins	11-6
<b>16 Seasons</b>	<b>3 Head Coaches</b>	<b>190-73 / 153-73*</b>
		<b>.722 / .677 Win %</b>

\*2008-09, 2009-10, 2010-11 victories vacated due to NCAA sanctions

### UCF's Addition Financial Arena Winning Streaks

G	Began	Ended	Coach	Team to End Streak
14*	2/12/11	1/28/12	Donnie Jones	Southern Miss, 78-65
12**	2/6/08	1/10/09	Kirk Speraw	Memphis, 73-66
10	11/24/18	2/7/19	Johnny Dawkins	No. 12 Houston, 77-68
10*	11/12/10	1/19/11	Donnie Jones	East Carolina, 68-61
7	2/14/17	11/30/17	Johnny Dawkins	Missouri, 62-59
7	1/30/12	11/20/12	Donnie Jones	Middle Tennessee, 75-61
7*	3/7/09	12/30/09	Kirk Speraw	Jacksonville, 61-51
6	12/4/22	1/25/23	Johnny Dawkins	No. 3 Houston, 82-70
6	1/5/13	2/20/13	Donnie Jones	Marshall, 82-70
6	11/17/13	12/31/13	Donnie Jones	No. 10 Louisville, 90-65

\*Streak is actually 11 due to three consecutive home wins at the end of the 2010-11 season being vacated via to NCAA sanctions  
\*\*Streak is actually four due to eight consecutive home wins to begin the 2008-09 season being vacated via to NCAA sanctions  
\*entire winning streak vacated due to NCAA sanctions





# Johnny Dawkins

Head Coach | Eighth Season

UCF head men's coach Johnny Dawkins has built a particularly glossy college basketball playing and coaching catalogue—most recently including 2023 induction into the National Collegiate Basketball Hall of Fame and selection of a UCF player in the first round of the 2023 NBA Draft—as he joins the Knights in heading into Big 12 Conference play in 2023-24.

Dawkins' resume showcases:

- 15 seasons as a major-college head coach (the last seven at UCF), including eight postseason berths and a pair of National Invitation Tournament titles
- Extensive player development, highlighted by Taylor Hendricks' selection in the first round of the 2023 NBA Draft after only a single season at UCF

- 10 additional previous seasons of experience as an assistant coach at Duke, including NCAA Championship appearances every year, an NCAA title in 2001 and seven Atlantic Coast Conference Tournament crowns
  - A nine-year NBA career that included a career double-figure scoring average
  - A collegiate playing career at Duke that featured national player-of-the-year recognition as a senior as the school's all-time top career scorer, later culminating with his 2023 National Collegiate Basketball Hall of Fame selection
- In seven seasons at UCF, Dawkins has led the program to unprecedented heights, in the only seven-year stretch with three or more postseason appearances. He led the Knights to their first NCAA Championship victory in 2019. He's also responsible for producing UCF's first lottery pick after Taylor Hendricks was selected by the Utah Jazz with the ninth overall pick in the 2023 NBA Draft. Now, Dawkins will look to bring the Knights to even greater achievements as UCF beginning in 2023-24 begins participation in one of the deepest, most challenging conferences in college basketball, the Big 12.

Dawkins boasts five wins over ranked opponents in his time at the helm of the Knights, accounting for the majority of UCF's wins over Associated Press top-25 teams in the program's history. Most recently, the Knights topped in-state rival and 15th-ranked Florida State in Tallahassee in 2020, the program's first victory over the Seminoles. The Knights ripped off consecutive victories over No. 6 Houston and No. 19 Cincinnati during the 2018-19 regular-season run to the NCAA Championship, solidifying themselves in the field of 64. UCF defeated No. 24 Alabama in December 2017, after earning the first ranked win under Dawkins on Feb. 26, 2017, beating No. 15 Cincinnati 53-49. UCF cracked the AP poll on Mar. 4, 2019, for the first time since 2011, earning a ranking of 25th late in the regular season. It was the latest into a season that the Knights had been ranked. The home finale against Cincinnati in 2019 marked the first matchup of ranked teams at Addition Financial Arena.

Dawkins was named UCF's seventh head men's basketball coach on Mar. 23, 2016.

## The 2019 NCAA Championship Run

The 2018-19 season was Dawkins' best to date with the Knights as he guided UCF to a number-nine seed in the NCAA Championship bracket, its highest seed in five all-time NCAA Championship appearances, and defeated eighth-seeded VCU 73-58 in first-round action.

UCF then came inches away from upsetting top overall seed Duke in the second round, ultimately falling 77-76 to Mike Krzyzewski, Zion Williamson and RJ Barrett as BJ Taylor's floater rimmed out and Aubrey Dawkins' tip-in barely missed at the buzzer.

The Knights were stellar down the stretch to secure their at-large NCAA Championship berth, winning on the road at No. 6/8 Houston to snap the Cougars' 33-game home win streak and topping No. 19/20 Cincinnati in Orlando. It marked the first time UCF had earned multiple victories over ranked opponents in the same season, and the Knights did it in back-to-back games.

Dawkins led UCF back to the NCAA Championship for the first time since 2005, and the first time as an at-large selection (with the previous four NCAA Championships as champions of the Atlantic Sun Conference Tournament in 1994, 1996, 2004 and 2005). He helped three individuals earn all-conference accolades from the American Athletic Conference in 2018-19, as UCF led the league with three honorees. BJ Taylor became the first Knight to earn first-team AAC honors, while Aubrey Dawkins was named second team and Tacko Fall added third-team honors. It marked just the second time that the Knights put multiple student-athletes on the AAC all-conference teams and the ninth time in the program's Division I history that multiple Knights earned all-conference honors in the same season (dating back to the 1993-94 season). With two players on the three all-conference teams, only Houston had more players earn all-conference honors.

Following the end of the 2018-19 regular season, Dawkins was named a finalist for the Skip Prosser Man of the Year Award and the Ben Jobe National Coach of the Year Award.

UCF finished the year 24-9, tied for the fourth most wins in a season in program history. The Knights' 23 regular-season wins marked a record in UCF's Division I era. The team went 13-5 in AAC play, the team's most league wins since joining that conference, and earned the number-four seed in the conference tournament for the second time in three seasons.

## Dominant Defense

Known for their defense under Dawkins, the Knights ranked 11th in the nation in field-goal percentage defense, holding opponents to just 39.4 percent shooting in the 2018-19 NCAA Championship run. UCF was also 27th in scoring defense, allowing 64.5 points per game that season.

Defense always has been a priority with UCF teams, as four of Dawkins' seven seasons with the Knights have seen the team finish inside the top 50 nationally in scoring defense, including two top-10 finishes. UCF ranked third in the nation in scoring defense in 2017-18, holding teams to 61.7 points per game and 40.1% shooting, slotting the team at the No. 10 spot in the country. Dawkins' first season with UCF in 2016-17 saw the team finish No. 1 in field-goal percentage defense, limiting foes to 36.5% from the field, and No. 6 in scoring defense, with opponents averaging 61.2 points per contest.

## Highly-Touted Hendricks

Taylor Hendricks qualifies as UCF's top recruit in program history. He came into college as a top-100 player in two of

## COACHING EXPERIENCE

2016-present	UCF	Head Coach
2008-16	Stanford	Head Coach
2000-08	Duke	Associate Head Coach
2006-08	USA Basketball	Player Personnel
1998-99	Duke	Assistant Coach

## NBA EXPERIENCE

1994-95	Detroit Pistons
1989-94	Philadelphia 76ers
1986-89	San Antonio Spurs
1986	Drafted, Spurs - 10th Overall

the three major recruit rankings as ESPN pinned him No. 54 and Rivals had him at No. 87. Hendricks lived up to the hype on opening night, dropping a team-best 23 points in his collegiate debut and finishing with averages of 15.3 points and 6.9 rebounds.

Through plenty of work and coaching throughout the season, Hendricks quietly began to creep into mock drafts across the country. At season's end, Hendricks had achieved two career-high marks of 25 points and recorded five double-doubles. He was the nation's only player to make 60 or more three-pointers, tally 55 or more blocks and record 35 or more dunks. He was honored with a unanimous selection to the American Athletic Conference All-Rookie Team and was named second-team All-AAC.

Hendricks announced his intent to enter the NBA Draft on Mar. 22, 2023, making him UCF's first one-and-done player. The freshman phenom later went on to become the Knights' first lottery pick as well as a first-round selection, going ninth to the Utah Jazz in the 2023 NBA Draft.

Enshrined in the College Basketball Hall of Fame, Dawkins was honored Aug. 30, 2023, as an inductee in the 18th class of the National Collegiate Basketball Hall of Fame. He was joined by former Duke coach Mike Krzyzewski, who was officially honored in the class of 2023 after initially being among the Hall of Fame's Founding Class in 2006.

Dawkins was inducted for his playing days as a Blue Devil and is one of the most decorated players in Duke history. He is regarded as a key early figure in the program's ascent to becoming a national power. From 1982-86, Dawkins piled up 2,556 points – a mark that stood as the school's scoring record until 2006 and remains second all-time. He was a two-time consensus All-American, a four-time All-ACC selection—and was recipient of the 1986 Naismith National Player of the Year award.

As a senior, Dawkins led Duke to the ACC regular-season and tournament titles, and an appearance in the NCAA national championship game. The 10th overall pick by the Spurs in the 1986 NBA Draft, Dawkins saw action in nine professional seasons with the Spurs, 76ers and Pistons. He averaged 11.1 points and 5.5 assists through 541 career NBA games.

## UCF Player Honors

Multiple players have earned conference and national honors under Dawkins' tenure. Tacko Fall earned a spot on the Lefty Driesell Defensive All-America team in 2016-17 and was named the American Athletic Conference Defensive Player of the Year. B.J. Taylor earned first-team All-AAC and NABC first-team All-District honors in 2018-19.

Seven nods to the All-AAC Team were awarded while the Knights were members of that league. An additional three All-Rookie Team honors were earned, all over the last three seasons. Taylor Hendricks earned second-team All-Conference honors as well as a unanimous nod to the All-Rookie Team in 2022-23, as well as tallying a record nine conference rookie-of-the-week accolades. Darius Johnson and Isaiah Adams preceded Hendricks in earning All-Rookie Team nods in 2021-22 and 2020-21, respectively. Aubrey Dawkins (2018-19) and Taylor (2016-17) are the other Knights who received All-AAC second-team honors, while Darin Green Jr. (2021-22), Brandon Mahan (2020-21), Darius Perry (2020-21) and Fall (2018-19) all were members of an AAC third team.

## Postseason Pushes

On top of the NCAA Championship run in 2018-19, the Knights have punched two tickets to the NIT under Dawkins' direction. In the most recent trip in 2023, the Knights travelled to Gainesville, Florida, and handily beat Florida 67-49, UCF's first road victory against the Gators in program history. The Knights were the only team to hold Florida under 50 points all season. It was the sixth time that season UCF limited an opponent to 50 points or fewer. The Knights' run came to an end in their inaugural meeting with top-seeded Oregon in Eugene.

The 2016-17 season took UCF to New York's Madison Square Garden in Dawkins' first year at the helm of the Knights. UCF hosted its first NIT game, defeating Colorado for the program's first postseason win in an NIT or NCAA game. The Knights went on to defeat top-seeded Illinois State on the road, before coming home to the first sell-out crowd at Addition Financial Arena and winning 68-58 over Illinois to earn a spot in the NIT semifinals. Under Dawkins' leadership, UCF led all NCAA Division I teams in defensive field-goal percentage, holding opponents to just 36.5 percent from the floor. The Knights were also sixth in the nation, allowing only 61.2 points per game, and gave up 45 or fewer points in four games over the course of the year. Dawkins was a finalist for both the Jim Phelan and Ben Jobe National Coach of the Year awards in his first season at UCF. Matt Williams set UCF records for three-pointers in a career, season and game, before signing a professional contract with the Miami Heat.

## Notable Notes

In UCF's Dec. 11, 2021, win over North Carolina A&T, Dawkins picked up his 100th victory with the Knights, becoming the fastest coach in program history and just the third one to do so. Following the end of the 2022-23 season, Dawkins stands 131-87 all-time as head coach of the Knights, a winning percentage of .600, currently the second-highest in program history, trailing only Torchy Clark's .755 mark.





In seven years, Dawkins has done a similarly successful job with his players in the classroom. With Dawkins at the helm, the Knights men's basketball program recorded an average semester team grade-point average over 3.0 for the first time in recorded history in 2018. Then the Knights did it again, setting a new program record with an average semester GPA of 3.03 in spring 2019. Under Dawkins' watch, more than 45 nods have been earned by Knights on the AAC All-Academic team.

When Dawkins took over at UCF, the Knights had gone 12-18 the season before and hadn't finished above .500 since 2012-13. He led UCF to a 24-12 record in his first season at the helm, the sixth-best turnaround in the nation. With just seven scholarship players due to transfers and injuries, the Knights earned the fourth seed – their highest ever – in the American Athletic Conference Tournament, eventually falling to league champion SMU in the semifinals.

**Stanford Stint**

Stanford put together four 20-win seasons in Dawkins' tenure as head coach. He is only the second coach in Stanford history with at least four 20-win seasons. Stanford's success on the court came against some of the toughest schedules in the nation. During the 2015-16 season, the Cardinal faced the sixth-most difficult slate in the country—with a nation-leading 17 of Stanford's 30 games against RPI top-50 squads. Stanford's strength of schedule was rated in the top 50 each of his final four seasons, including two in the top 20, with an average rank of 27.75.

The Cardinal basketball program also excelled in the classroom during Dawkins' tenure, earning at least three Pac-12 All-Academic selections for five consecutive seasons and producing back-to-back Pac-12 Scholar-Athlete of the Year recipients (2014, 2015). Stanford also received annual national academic recognition, with three players earning National Association of Basketball Coaches (NABC) Honors Court status in 2015. The Cardinal was one of 20 NCAA Division I teams to earn an NABC Team Academic Excellence Award in 2016.

In 2012, Dawkins mentored Chasson Randle to become the consummate student-athlete. Randle finished that season as Stanford's all-time leading scorer and earned the program's initial first-team Academic All-America selection since 2006. Under Dawkins, Stanford recorded back-to-back perfect Academic Progress Rate (APR) scores of 1,000 in both the 2012-13 and 2013-14 reports.

Player development was also markedly improved at Stanford under Dawkins' tutelage. Four Cardinal players were selected in the NBA Draft following their collegiate careers—including 2014 first-round pick Josh Huestis.

**Learning from a Legend**

The Washington, D.C., native coached for 10 years under the legendary Mike Krzyzewski at Duke. During Dawkins' decade as a coach at Duke, the Blue Devils won a national championship (2001), tallied six ACC regular-season championships, recorded seven ACC Tournament titles and posted a 330-60 (.846) record. In four consecutive seasons from 1999-2002, Duke finished the regular season ranked No. 1 in both national polls, a first in college basketball history. Duke reached a No. 1 national ranking in seven of 10 seasons with Dawkins on the coaching staff.

While at Duke, he also served as the player personnel director for the USA Basketball Senior National Team from 2006-08.

**Decorated at Duke**

Following a prolific high school career at Mackin Catholic High School in Washington, D.C. (McDonald's All-American and third-team Parade All-American), Dawkins made his way to Duke, where he would become one of the most decorated players to set foot in Durham, North Carolina.

He played for the Blue Devils from 1982-83 through 1985-86, earning consensus All-America honors twice (1985, 1986). Dawkins was also voted the 1986 Naismith National Player of the Year and named a Freshman All-American in 1983. During his collegiate career, he helped lead Duke to three NCAA Championship berths, including an NCAA title-game appearance in 1986. He was an All-ACC honoree all four seasons as a Blue Devil. Dawkins helped Duke win the 1986 ACC Tournament title in his senior season, claiming the MVP award in the process.

Dawkins finished his career as the school's all-time leading scorer and held that honor until 2006 when J.J. Redick surpassed his mark of 2,556 points. He recorded double-figure point totals in 129 of 133 collegiate games. Dawkins led the Blue Devils in scoring all four years, recording the fourth-highest season point total in school history with 809 in 1986. Dawkins remains Duke's career record-holder in field goals (1,026) and field goals attempted (2,019) while also setting the school's single-season mark for field goals (331) during the 1986 campaign.

Dawkins was inducted into the Duke Sports Hall of Fame in September 1996. His jersey number 24 was retired by the school.

**COACHING RECORD**

Year	School	Record	Pct
2008-09	Stanford	20-14	.588
2009-10	Stanford	14-18	.438
2010-11	Stanford	15-16	.484
2011-12	Stanford	26-11	.703
2012-13	Stanford	19-15	.559
2013-14	Stanford	23-13	.639
2014-15	Stanford	24-13	.649
2015-16	Stanford	15-15	.500
2016-17	UCF	24-12	.667
2017-18	UCF	19-13	.594
2018-19	UCF	24-9	.742
2019-20	UCF	16-14	.533
2020-21	UCF	11-12	.478
2021-22	UCF	18-12	.600
2022-23	UCF	19-15	.559
<b>At UCF</b>	<b>7 Seasons</b>	<b>131-87</b>	<b>.601</b>
<b>Total</b>	<b>15 Seasons</b>	<b>287-202</b>	<b>.587</b>

**COACHING HIGHLIGHTS**

2008-09	CBI Semifinals
2011-12	NIT Champions
2012-13	NIT Second Round
2013-14	NCAA Sweet 16
2014-15	NIT Champions
2016-17	NIT Semifinals
	Finalist for Jim Phelan National Coach of the Year
	Finalist for Ben Jobe National Coach of the Year
2018-19	Finalist for Skip Prosser Man of the Year
	Finalist for Ben Jobe National Coach of the Year
	NCAA Tournament
2022-23	NIT Second Round

**COLLEGIATE CAREER**

1982-86	Duke University
1985-86	Naismith National Player of the Year
	Consensus First Team All-America
	First Team All-ACC
	NCAA East Regional MVP
	ACC Tournament MVP
	Duke Team MVP
	Duke Co-Captain
1984-85	Consensus First Team All-America
	First Team All-ACC
	Duke Team MVP
1983-84	Second Team All-ACC
	Duke Team MVP
1982-83	Freshman All-America
	Second Team All-ACC
	Duke Team MVP

**THE DAWKINS FILE**

Hometown	Washington, D.C.
High School	Mackin Catholic
College	Duke, 1986

**Professional Experience**

A 1986 first-round NBA Draft pick (10th overall) by San Antonio, Dawkins saw action in nine NBA seasons with the Spurs (1986-89), Philadelphia 76ers (1989-94) and Detroit Pistons (1994-95). He averaged 11.1 points, 2.5 rebounds and 5.5 assists over 541 career NBA games.

**Giving Back to the Game**

Dawkins has served as a member of the National Association of Basketball Coaches Board of Directors since 2012. He currently serves on the NCAA Division I Men's Basketball Ethics Coalition, an independent committee of current and former coaches, charged with promoting ethical conduct through leadership, education and mentoring opportunities, while identifying key issues challenging the coaching community.



# 0 Charlie May

Guard | Redshirt Freshman | 6-5 | 183  
 Boca Raton, Fla. | St. Andrew's School

## MAY NOTEBOOK

- Helped St. Andrews to a state championship in his high school sophomore season.
- May and St. Andrews earned three district titles from his freshman to junior years.
- Was the team captain of his St. Andrews squad in his senior season.
- His father, Dusty May, is entering his sixth season head coach of the Florida Atlantic's men's basketball team and led the program to its first NCAA Final Four during the 2022-23 season. His brother, Jack May, is on Florida's men's basketball roster as a redshirt junior guard for the 2023-24 season.
- Did not see game action during the 2022-23 season.

## COLLEGE PATH

22-23: Freshman - UCF  
 23-24: Redshirt Freshman - UCF

## GAME-BY-GAME STATS

Did not play during the 2022-23 season.

## SOCIAL MEDIA

@charlie.may12  
 @charlie12may

## Did You Know?

Major: Communications  
 Favorite pro athlete: Paul George  
 Favorite pro team: Indiana Pacers  
 Pre-game ritual: Listen to Youngboy  
 Favorite movie: Step Brothers  
 Favorite TV show: The Office  
 Favorite music artist: NBA Youngboy  
 Favorite food: Pizza  
 Second favorite sport: Football  
 Favorite off-day activity: Playing video games  
 Fun fact: His dog has one eye  
 Hidden talent: Good at Wii bowling

## 2022-23 GAME HIGHS

Points	N/A	-
Rebounds	N/A	-
Assists	N/A	-
Steals	N/A	-
Blocks	N/A	-
FGs Made	N/A	-
FGs Attempted	N/A	-
3-Pt. FGs Made	N/A	-
3-Pt. FGs Attempted	N/A	-
FTs Made	N/A	-
FTs Attempted	N/A	-


## SINGLE-GAME CAREER HIGHS

Points	N/A	-
Rebounds	N/A	-
Assists	N/A	-
Steals	N/A	-
Blocks	N/A	-
FGs Made	N/A	-
FGs Attempted	N/A	-
3-Pt. FGs Made	N/A	-
3-Pt. FGs Attempted	N/A	-
FTs Made	N/A	-
FTs Attempted	N/A	-

## CAREER STATS

Has yet to play





# 1 Antwann Jones

Guard | 5th Year | 6-6 | 215

Orlando, Fla. | Oak Ridge | Louisiana/Creighton/Memphis

## JONES NOTEBOOK

- Played in eight games in 2021-22 with Louisiana, including one start against Jackson State, shooting 40% from the field on the season
- Recorded nine assists and added one block with the Rajin Cajuns
- Played in 30 games in 2020-21 with Creighton, including one start, while averaging 3.4 points, 2.2 rebounds and 1.3 assists per contest in 10.9 minutes per game
- Made his Creighton debut with 11 points, 5 rebounds and 4 assists vs. North Dakota State (Nov. 29), then had 12 points and 6 assists vs. Omaha (Dec. 1)
- Scored a season-high 13 points in 13 minutes with the Bluejays, adding four rebounds and two assists to lead comeback from 13 down vs. No. 22 Xavier (Dec. 23)
- Was able to practice, but redshirted and did not play for Creighton's BIG EAST champion team in 2019-20.
- Averaged 4.7 points and 3.0 rebounds in 16.7 minutes per game during his lone season at Memphis; saw action in 35-of-36 games, with six starts
- Shot 42.4 percent from the field, 34.1 percent from three-point range and 84.4 percent at the line; scored in double-figures seven times, with a high of 16 points vs. Wichita State (Jan. 3); Compiled a streak of four straight games with 11 points or more from Dec. 22-Jan. 3, averaging 12.8 points in that span

## COLLEGE PATH

**18-19:** Freshman - Memphis  
**19-20:** Sophomore - Creighton  
**20-21:** R-Sophomore - Creighton  
**21-22:** R-Junior - Louisiana  
**22-23:** R-Senior - Did Not Play  
**23-24:** 5th Year - UCF

## SOCIAL MEDIA

@\_twannnnn  
 @j5\_twann

## Did You Know?

**Major:** Marketing  
**Favorite pro athlete:** Shaquille O'Neal  
**Favorite pro team:** Baltimore Ravens  
**Pre-game ritual:** Pray, drink Starbucks, stretch, practice shooting, meditate  
**Favorite movie(s):** Iron Man  
**Favorite TV show:** Power  
**Favorite music artist:** Kodak Black  
**Favorite food:** Penne pasta alla vodka  
**Second favorite sport:** UFC  
**Favorite off-day activity:** Sleeping  
**Fun fact:** He and his mom share the same birthday  
**Hidden talent:** Can rap

## GAME-BY-GAME STATS

Did not play during the 2022-23 season.

## 2022-23 GAME HIGHS

Points	N/A	-
Rebounds	N/A	-
Assists	N/A	-
Steals	N/A	-
Blocks	N/A	-
FGs Made	N/A	-
FGs Attempted	N/A	-
3-Pt. FGs Made	N/A	-
3-Pt. FGs Attempted	N/A	-
FTs Made	N/A	-
FTs Attempted	N/A	-

## SINGLE-GAME CAREER HIGHS

Points	16	Wichita State (1/3/19)
Rebounds	7	2x, last vs. Kennesaw St. (12/4/20)
Assists	6	Little Rock (12/19/18)
Steals	3	3x, last at Creighton (3/22/19)
Blocks	3	UCF (1/27/19)
FGs Made	7	Wichita State (1/3/19)
FGs Attempted	14	Canisius (11/23/18)
3-Pt. FGs Made	2	7x, last vs. Butler (3/11/21)
3-Pt. FGs Attempted	5	ECU (1/10/19)
FTs Made	7	Kennesaw St. (12/4/20)
FTs Attempted	8	Kennesaw St. (12/4/20)

## CAREER STATS

SEASON	TEAM	GP-GS	MIN/AVG	Field Goals			3-Point			F-Throws		Rebounds				Scoring				
				FG-FGA	FG%	3FG-3FGA	3FG%	FT-FTA	FT%	OFF	DEF	TOT	AVG	PF-FO	A	TO	BLK	STL	PTS	AVG
2018-19	Mem	35-6	580/16.6	56-132	.424	15-44	.341	38-45	.844	18	86	104	3.0	59-2	64	51	14	23	165	4.7
2020-21	CU	30-1	326/10.9	34-91	.374	12-37	.324	22-32	.688	15	52	67	2.2	36-0	39	22	6	7	102	3.4
2021-22	LA	8-1	65/8.1	6-15	.400	2-7	.286	3-7	.429	4	8	12	1.5	6-0	9	4	1	0	17	2.1
<b>TOTAL FOR UCF</b>		<b>0-0</b>	<b>0/0.0</b>	<b>0-0</b>	<b>.000</b>	<b>0-0</b>	<b>.000</b>	<b>0-0</b>	<b>.000</b>	<b>0</b>	<b>0</b>	<b>0</b>	<b>0.0</b>	<b>0-0</b>	<b>0</b>	<b>0</b>	<b>0</b>	<b>0</b>	<b>0</b>	<b>0</b>
<b>TOTAL</b>		<b>73-8</b>	<b>972/13.3</b>	<b>96-238</b>	<b>.403</b>	<b>29-88</b>	<b>.330</b>	<b>63-84</b>	<b>.750</b>	<b>37</b>	<b>146</b>	<b>183</b>	<b>2.5</b>	<b>101-2</b>	<b>112</b>	<b>77</b>	<b>21</b>	<b>30</b>	<b>284</b>	<b>3.9</b>



# 2 Shemarri Allen

Guard | 5th Year | 6-4 | 190  
Arden, N.C. | T.C. Roberson | UMKC / Cowley CC

## ALLEN NOTEBOOK

- Earned Second Team All-Summit League and Summit League All-Defensive Team honors in 2022-23 in his senior season at UMKC, a year in which he appeared in 29 games, making 28 starts
- Averaged 17.0 points on 41.4% shooting in 2022-23, adding 5.0 rebounds, 2.7 assists and 2.0 steals per game. He finished the year ranked top-10 in the Summit in FG% (6th), free throws made (5th), minutes per game (6th), points per game (6th) and steals per game (1st); finished the campaign ranked top-100 in the NCAA in free throw attempts (70th), minutes per game (96th), steals (57th) and steals per game (28th)
- Scored in double-digits in 25 games, including 10 games above 20 points
- Notched season-high 34 points in triple-OT game at Denver on Dec. 29,

- including game-tying three at end of regulation
- Suffered season-ending arm injury against North Dakota on Feb. 18
- Appeared in 30 games in 2021-22, starting in seven and averaged 23.5 minutes per game, sixth-best on team. His 57.9% field goal percentage was second-best on team
- Earned first-career start against Morehead State on Nov. 27, 2021, notching six points, five rebounds and three assists

## COLLEGE PATH

19-20: Freshman - Cowley CC  
20-21: Sophomore - Cowley CC  
21-22: Junior - UMKC  
22-23: Senior - UMKC  
23-24: 5th Year - UCF

## SOCIAL MEDIA

@shemarriallen  
@shemarriallen23

## CAREER HONORS

- Second Team All-Summit League 2022-23
- Summit League All-Defensive Team 2022-23

## Did You Know?

- Major: Liberal Arts/Business
- Favorite pro athlete: LeBron James
- Favorite pro team: Dallas Mavericks
- Favorite movie: Love and Basketball
- Favorite TV show: Power
- Favorite music artist: NBA Youngboy
- Favorite food: Soul Food
- Second favorite sport: Football
- Favorite off-day activity: Stream video games
- Fun fact: Played soccer in high school
- Hidden talent: Can juggle

## GAME-BY-GAME STATS

Opponent	Date	GS	MIN	Total			3-Pointers		Free throws		Rebounds				PF			PTS	AVG		
				FG-FGA	PCT	3FG-3FGA	PCT	FT-FTA	PCT	OFF	DEF	TOT	AVG	PF	A	TO	BLK			STL	
Lincoln (MO)	11/07/2022	*	39:20	7-13	.538	0-3	.000	0-0	.000	3	2	5	5.0	1	4	4	3	2	14	14.0	
at LSU	11/09/2022	*	37:48	6-15	.400	2-4	.500	5-8	.625	1	5	6	5.5	3	4	1	0	3	19	16.5	
at Illinois	11/11/2022	*	34:38	9-19	.474	0-2	.000	2-3	.667	2	6	8	6.3	3	1	5	0	3	20	17.7	
Calvary	11/14/2022	*	14:51	4-6	.667	0-0	.000	0-0	.000	1	2	3	5.5	4	3	2	0	4	8	15.3	
at Kansas St.	11/17/2022	*	39:22	6-13	.462	1-1	1.000	8-10	.800	1	7	8	6.0	3	2	3	0	4	21	16.4	
vs Toledo	11/21/2022	*	23:54	4-6	.667	1-1	1.000	4-4	1.000	1	5	6	6.0	4	3	0	2	0	13	15.8	
vs Indiana St.	11/22/2022	*	38:50	8-12	.667	0-0	.000	6-8	.750	3	3	6	6.0	3	1	1	0	0	22	16.7	
vs FGCU	11/23/2022	*	35:10	3-12	.250	1-3	.333	3-6	.500	3	1	4	5.8	4	0	4	0	1	10	15.9	
SIUE	11/26/2022	*	39:14	5-17	.294	0-4	.000	4-7	.571	2	6	8	6.0	2	2	3	1	1	14	15.7	
Idaho St.	11/29/2022	*	34:48	3-6	.500	0-0	.000	11-11	1.000	1	5	6	6.0	4	3	1	0	0	17	15.8	
Lindenwood	12/03/2022	*	37:01	3-12	.250	0-1	.000	7-9	.778	1	4	5	5.9	3	4	5	0	1	13	15.5	
at Oklahoma	12/06/2022	*	34:25	3-10	.300	1-2	.500	2-5	.400	1	2	3	5.7	3	2	4	0	0	9	15.0	
at Green Bay	12/10/2022	*	38:16	9-21	.429	2-2	1.000	8-8	1.000	1	3	4	5.5	4	3	7	0	4	28	16.0	
South Dakota	12/19/2022	*	37:30	4-10	.400	0-2	.000	5-6	.833	3	4	7	5.6	2	1	2	0	2	13	15.8	
at Denver	12/29/2022	*	53:57	12-29	.414	3-8	.375	7-9	.778	2	4	6	5.7	4	0	2	1	3	34	17.0	
at Omaha	12/31/2022	*	33:09	7-11	.636	1-3	.333	2-3	.667	1	1	2	5.4	3	4	1	1	1	17	17.0	
at Oral Roberts	01/07/2023	*	28:14	5-12	.417	1-2	.500	0-1	.000	1	2	3	5.3	4	4	3	0	2	11	16.6	
St. Thomas (MN)	01/12/2023	*	31:40	6-11	.545	2-2	1.000	3-5	.600	0	2	2	5.1	4	5	0	2	17	16.7		
Western Ill.	01/14/2023	*	35:14	5-17	.294	0-0	.000	2-2	1.000	1	3	4	5.1	5	2	2	2	4	12	16.4	
at North Dakota	01/19/2023	*	37:05	5-12	.417	1-3	.333	6-10	.600	1	6	7	5.2	3	6	4	1	6	17	16.5	
at North Dakota St.	01/21/2023	*	40:00	8-19	.421	2-5	.400	10-16	.625	2	3	5	5.1	1	7	2	0	2	28	17.0	
Omaha	01/26/2023	*	38:22	8-21	.381	0-2	.000	4-4	1.000	2	1	3	5.0	4	1	3	2	2	20	17.1	
Denver	01/28/2023	*	38:33	9-22	.409	1-2	.500	4-6	.667	6	3	9	5.2	2	5	0	0	4	23	17.4	
South Dakota St.	01/30/2023	*	35:29	9-20	.450	1-5	.200	4-6	.667	2	3	5	5.2	2	5	1	0	1	23	17.6	
Oral Roberts	02/04/2023	*	35:55	5-18	.278	1-5	.200	5-7	.714	3	3	6	5.2	1	0	1	0	3	16	17.6	
at Western Ill.	02/09/2023	*	37:34	9-16	.563	1-4	.250	7-10	.700	2	2	4	5.2	1	4	2	0	1	26	17.9	
at St. Thomas (MN)	02/11/2023	*	32:55	2-8	.250	0-0	.000	4-7	.571	0	3	3	5.1	2	0	1	0	0	8	17.5	
North Dakota St.	02/16/2023	*	36:38	7-25	.280	2-4	.500	1-2	.500	3	4	7	5.2	4	1	2	0	2	17	17.5	
North Dakota	02/18/2023	*	06:12	1-2	.500	0-0	.000	1-1	1.000	0	0	0	5.0	0	0	0	0	1	3	17.0	
<b>Totals</b>			<b>28</b>	<b>1006:04</b>	<b>172-415</b>	<b>.414</b>	<b>24-70</b>	<b>.343</b>	<b>125-174</b>	<b>.718</b>	<b>50</b>	<b>95</b>	<b>145</b>	<b>5.0</b>	<b>83</b>	<b>77</b>	<b>71</b>	<b>13</b>	<b>59</b>	<b>493</b>	<b>17.0</b>

## Player Averages

Games Played	Minutes/game	Points/game	FG Pct	3FG Pct	FT Pct	Rebounds/game	Assists/game	Turnovers/game	Assist/Turnover ratio	Steals/game	Blocks/game
29	34.7	17.0	41.4	34.3	71.8	5.0	2.7	2.4	1.1	2.0	0.4

## 2022-23 GAME HIGHS

Points	34	at Denver (12/29/22)
Rebounds	9	Denver (1/28/23)
Assists	7	at North Dakota St. (1/21/23)
Steals	6	at North Dakota (1/19/23)
Blocks	3	Lincoln (Mo.) (11/7/22)
FGs Made	12	at Denver (12/29/22)
FGs Attempted	29	at Denver (12/29/22)
3-Pt. FGs Made	3	at Denver (12/29/22)
3-Pt. FGs Attempted	8	at Denver (12/29/22)
FTs Made	11	Idaho St. (11/29/22)
FTs Attempted	16	at North Dakota St. (1/21/23)

## SINGLE-GAME CAREER HIGHS

Points	34	at Denver (12/29/22)
Rebounds	9	Denver (1/28/23)
Assists	9	Calvary (12/4/21)
Steals	6	at North Dakota (1/19/23)
Blocks	3	Lincoln (Mo.) (11/7/22)
FGs Made	12	at Denver (12/29/22)
FGs Attempted	29	at Denver (12/29/22)
3-Pt. FGs Made	3	at Denver (12/29/22)
3-Pt. FGs Attempted	8	at Denver (12/29/22)
FTs Made	11	Idaho St. (11/29/22)
FTs Attempted	16	at North Dakota St. (1/21/23)

## CAREER STATS

SEASON	TEAM	GP-GS	MIN/AVG	Field Goals		3-Point		F-Throws		Rebounds				Scoring						
				FG-FGA	FG%	3FG-3FGA	3FG%	FT-FTA	FT%	OFF	DEF	TOT	AVG	PF-FO	A	TO	BLK	STL	PTS	AVG
2021-22	KC	30-7	702/23.4	55-95	.579	0-15	.000	34-62	.548	22	65	87	2.9	107-9	65	30	14	26	144	4.8
2022-23	KC	29-28	1006/34.7	172-415	.414	24-70	.343	125-174	.718	50	95	145	5.0	83-1	77	71	13	59	493	17.0
<b>TOTAL FOR UCF</b>	<b>0-0</b>	<b>0/0.0</b>	<b>0-0</b>	<b>.000</b>	<b>0-0</b>	<b>.000</b>	<b>0-0</b>	<b>.000</b>	<b>0-0</b>	<b>.000</b>	<b>0</b>	<b>0</b>	<b>0</b>	<b>0.0</b>	<b>0-0</b>	<b>0</b>	<b>0</b>	<b>0</b>	<b>0</b>	<b>0.0</b>
<b>TOTAL</b>	<b>59-35</b>	<b>1708/28.9</b>	<b>227-510</b>	<b>.445</b>	<b>24-85</b>	<b>.282</b>	<b>159-236</b>	<b>.674</b>	<b>72</b>	<b>160</b>	<b>232</b>	<b>3.9</b>	<b>190-10</b>	<b>142</b>	<b>101</b>	<b>27</b>	<b>85</b>	<b>637</b>	<b>10.8</b>	



# 3 Darius Johnson

Guard | Junior | 6-1 | 200  
Boys, Md. | Episcopal (Va.)

## JOHNSON NOTEBOOK

- Scored double digits in 14 games in 2022-23, including five with 15 or more.
- Posted a career high 24 points in just his second game of the 2022-23 season after missing the first five games due to injury
- Tallied two games with 10 assists (vs. Stetson, 12/21/22; vs. Tulsa 2/11/23), resulting in two double-doubles on the year
- Snatched a steal in all but four of his 25 games in 2022-23, started the year with 10 straight games with a steal
- Named to the AAC All-Freshman Team and earned a pair of AAC Freshman of the Week honors during his rookie campaign.
- Saw action in all 30 games for the Knights in 2021-22, the only freshman and one of four players to do so.

- Prior to arriving at UCF, he earned a four-star ranking by both ESPN and Rivals.
- Was ranked as the 108th best player in his recruiting class by Rivals, along with the 18th best point guard in the nation and the fourth best player from Virginia.
- Averaged 21 points, six rebounds and three assists per game as a junior at Episcopal.
- Son of UCF Director of Player Development Kelvin Johnson.
- Brother Xavier plays at Southern Illinois, is currently a fifth-year guard and will be playing in his second season with the Salukis after spending three seasons at George Mason. Xavier was named to the MVC All-Defensive Team in 2022-23.

## COLLEGE PATH

21-22: Freshman - UCF  
22-23: Sophomore - UCF  
23-24: Junior - UCF

## SOCIAL MEDIA

@dariusjohnson3  
@dariusjohnson3

## CAREER HONORS

- All Freshman Team 2021-22
- 2x Rookie of the Week Jan. 24, 2022, Feb. 21, 2022
- 2x Weekly Honor Roll Dec. 26, Feb. 13

## Did You Know?

Major: Hospitality  
Favorite pro athlete(s): Damian Lillard, Kevin Durant, Steph Curry  
Favorite pro team: Washington Commanders  
Pre-game ritual: Nap  
Favorite movie(s): Rush Hour  
Favorite TV show: Power  
Favorite music artist: Youngboy  
Favorite food: Chicken  
Second favorite sport: Football  
Favorite off-day activity: Sleep  
Fun fact: Used to play lacrosse  
Hidden talent: Can sing

## GAME-BY-GAME STATS

Opponent	Date	GS	MIN	Total		3-Pointers		Free throws		Rebounds				PF	A	TO	BLK	STL	PTS	AVG	
				FG-FGA	PCT	3FG-3FGA	PCT	FT-FTA	PCT	OFF	DEF	TOT	AVG								
Evansville	11/23/2022		13:32	1-2	.500	0-0	.000	0-0	.000	0	3	3	3.0	2	4	2	0	2	2	2.0	
Miami (FL)	11/27/2022		26:27	9-15	.600	2-5	.400	4-4	1.000	0	1	1	2.0	1	1	4	0	2	24	13.0	
Samford	12/04/2022		28:18	3-10	.300	0-2	.000	6-7	.857	1	2	3	2.3	5	5	1	0	2	12	12.7	
Tarleton St.	12/11/2022	*	28:42	0-5	.000	0-2	.000	3-4	.750	0	2	2	2.3	3	5	5	0	2	3	10.3	
at Ole Miss	12/14/2022	*	36:28	4-17	.235	2-7	.286	0-1	.000	1	3	4	2.6	2	3	2	0	2	10	10.2	
vs Missouri	12/17/2022	*	36:50	4-9	.444	2-4	.500	2-2	1.000	0	3	3	2.7	1	6	2	0	6	12	10.5	
Stetson	12/21/2022	*	36:12	7-11	.636	2-6	.333	0-0	.000	0	2	2	2.6	0	10	1	0	1	16	11.3	
Wichita St.	12/28/2022	*	37:53	4-10	.400	1-5	.200	6-6	1.000	2	3	5	2.9	2	2	3	0	4	15	11.8	
at Houston	12/31/2022	*	37:26	5-12	.417	1-6	.167	6-6	1.000	1	7	8	3.4	5	4	5	1	3	17	12.3	
at East Carolina	01/04/2023	*	24:40	3-8	.375	1-2	.500	0-0	.000	0	1	1	3.2	2	3	1	0	1	7	11.8	
Houston	01/25/2023	*	32:15	3-11	.273	0-4	.000	3-3	1.000	0	0	0	2.9	3	3	3	1	0	9	11.5	
Temple	01/28/2023	*	37:53	3-11	.273	2-5	.400	4-6	.667	1	3	4	3.0	5	4	1	0	2	12	11.6	
at Cincinnati	02/04/2023	*	34:51	4-12	.333	2-7	.286	2-2	1.000	2	3	5	3.2	4	3	4	0	1	12	11.6	
at Wichita St.	02/08/2023	*	38:21	4-12	.333	2-5	.400	2-2	1.000	4	3	7	3.4	2	4	0	0	7	12	11.6	
Tulsa	02/11/2023	*	29:49	5-10	.500	3-6	.500	0-0	.000	0	1	1	3.3	3	10	0	0	0	13	11.7	
at Memphis	02/16/2023	*	38:20	5-12	.417	2-5	.400	0-0	.000	2	4	6	3.4	2	8	5	0	5	12	11.8	
Cincinnati	02/19/2023	*	29:49	3-7	.429	2-5	.400	0-0	.000	0	0	0	3.2	3	2	1	0	1	8	11.5	
South Fla.	02/22/2023	*	18:35	1-4	.250	0-3	.000	0-0	.000	0	5	5	3.3	2	3	0	0	0	2	11.0	
at Tulsa	02/26/2023	*	25:02	0-1	.000	0-1	.000	0-0	.000	0	1	1	3.2	3	5	3	0	3	0	10.4	
at Temple	03/02/2023	*	33:36	2-6	.333	1-5	.200	0-0	.000	0	1	1	3.1	3	3	1	0	0	5	10.2	
East Carolina	03/05/2023	*	30:05	5-8	.625	0-2	.000	0-0	.000	0	1	1	3.0	1	4	1	0	1	10	10.1	
vs SMU	03/09/2023	*	30:23	4-8	.500	1-3	.333	0-0	.000	0	3	3	3.0	2	5	2	0	2	9	10.1	
vs Memphis	03/10/2023	*	36:24	6-16	.375	2-7	.286	1-2	.500	3	2	5	3.1	5	4	8	0	1	15	10.3	
at Florida	03/15/2023	*	27:43	2-5	.400	0-2	.000	0-0	.000	0	3	3	3.1	1	3	4	0	5	4	10.0	
at Oregon	03/19/2023	*	23:30	2-9	.222	0-5	.000	4-5	.800	0	2	2	3.0	3	2	2	0	2	8	10.0	
<b>Totals</b>			<b>22</b>	<b>773:04</b>	<b>89-231</b>	<b>.385</b>	<b>28-104</b>	<b>.269</b>	<b>43-50</b>	<b>.860</b>	<b>17</b>	<b>59</b>	<b>76</b>	<b>3.0</b>	<b>65</b>	<b>106</b>	<b>61</b>	<b>2</b>	<b>55</b>	<b>249</b>	<b>10.0</b>

## Player Averages

Games Played	Minutes/game	Points/game	FG Pct	3FG Pct	FT Pct	Rebounds/game	Assists/game	Turnovers/game	Assist/Turnover ratio	Steals/game	Blocks/game
25	30.9	10.0	38.5	26.9	86.0	3.0	4.2	2.4	1.7	2.2	0.1

## 2022-23 GAME HIGHS

Points	24	vs. Miami (11/27/22)
Rebounds	8	at Houston (12/31/22)
Assists	10	2x, last vs. Tulsa (2/11/23)
Steals	7	at Wichita State (2/8/23)
Blocks	1	at Houston (12/31/22)
Field Goals Made	9	vs. Miami (11/27/22)
Field Goals Attempted	17	at Ole Miss (12/14/22)
3-Point Field Goals Made	3	vs. Tulsa (2/11/23)
3-Point Field Goals Attempted	7	3x, last vs. Memphis (3/10/23)
Free Throws Made	6	3x, last at Houston (12/31/22)
Free Throws Attempted	7	vs. Samford (12/4/22)

## SINGLE-GAME CAREER HIGHS

Points	24	vs. Miami (11/27/22)
Rebounds	8	vs. ECU (02/20/22)
Assists	10	2x, last vs. Tulsa (2/11/23)
Steals	7	at Wichita State (2/8/23)
Blocks	1	2x, last at Houston (12/31/22)
Field Goals Made	9	vs. Miami (11/27/22)
Field Goals Attempted	17	at Ole Miss (12/14/22)
3-Point Field Goals Made	4	at ECU (01/18/22)
3-Point Field Goals Attempted	9	at Tulane (03/03/22)
Free Throws Made	6	4x, last at Houston (12/31/22)
Free Throws Attempted	7	2x, last vs. Samford (12/4/22)

## CAREER STATS

SEASON	TEAM	GP-GS	MIN/AVG	Field Goals		3-Point		F-Throws		Rebounds				Scoring						
				FG-FGA	FG%	3FG-3FGA	3FG%	FT-FTA	FT%	OFF	DEF	TOT	AVG	PF-FO	A	TO	BLK	STL	PTS	AVG
2021-22	UCF	30-13	709/23.6	64-195	.328	26-87	.299	39-53	.736	16	84	100	3.3	62-2	89	59	1	30	193	6.4
2022-23	UCF	25-22	773/30.9	89-231	.385	28-104	.269	43-50	.860	17	59	76	3.0	65-4	106	61	2	55	249	10.0
<b>TOTAL</b>		<b>55-35</b>	<b>1482/26.9</b>	<b>153-426</b>	<b>.359</b>	<b>54-191</b>	<b>.283</b>	<b>82-103</b>	<b>.796</b>	<b>33</b>	<b>143</b>	<b>176</b>	<b>3.2</b>	<b>127-6</b>	<b>195</b>	<b>120</b>	<b>3</b>	<b>85</b>	<b>442</b>	<b>8.0</b>





# 4 Comeh Emuobor

Guard | Freshman | 6-5 | 205  
Raleigh, N.C. | Brewster Academy

## EMUOBOR NOTEBOOK

- A three-star small forward recruit ranked No. 7 in North Carolina and No. 41 at his position according to 247 Sports
- A top 200 national recruit according to 247 Sports' composite ranking
- Transferred to Brewster Academy in New Hampshire for his senior season
- Was North Carolina All-State in his sophomore and junior seasons, spending both at Ravencroft High in Raleigh.
- Averaged 17.1 points, 8.0 rebounds and 3.5 assists per game in his junior year at Ravencroft.
- Was named TISAC (Triangle Independent School Athletic Conference) MVP after his sophomore campaign
- Saw time on varsity his freshman season at Enloe High School, located in Raleigh, North Carolina.

## GAME-BY-GAME STATS

Did not play during the 2022-23 season.

## COLLEGE PATH

23-24: Freshman - UCF

## SOCIAL MEDIA

Instagram: @comeh5

Twitter: @comeh\_emuobor

## Did You Know?

- Major: Undecided
- Favorite pro athlete: Victor Oladipo
- Favorite pro team: Los Angeles Lakers
- Pre-game ritual: Nap
- Favorite movie: Madagascar
- Favorite TV show: Martin
- Favorite music artist: Drake
- Favorite food: Pasta
- Second favorite sport: Soccer
- Favorite off-day activity: Sleep
- Fun fact: Likes animals
- Hidden talent: Can dance

## 2022-23 GAME HIGHS

Points	N/A	-
Rebounds	N/A	-
Assists	N/A	-
Steals	N/A	-
Blocks	N/A	-
FGs Made	N/A	-
FGs Attempted	N/A	-
3-Pt. FGs Made	N/A	-
3-Pt. FGs Attempted	N/A	-
FTs Made	N/A	-
FTs Attempted	N/A	-

## SINGLE-GAME CAREER HIGHS

Points	N/A	-
Rebounds	N/A	-
Assists	N/A	-
Steals	N/A	-
Blocks	N/A	-
FGs Made	N/A	-
FGs Attempted	N/A	-
3-Pt. FGs Made	N/A	-
3-Pt. FGs Attempted	N/A	-
FTs Made	N/A	-
FTs Attempted	N/A	-

## CAREER STATS

Has yet to play





# 5 Omar Payne

Forward | Fifth Year | 6-10 | 228

Kissimmee, Fla. | Montverde Academy | Jacksonville/Illinois/Florida

## PAYNE NOTEBOOK

- Led Jacksonville in field goal percentage (.598) and blocks (26) last season
- Played in 25 games with Jacksonville last season, starting nine
- Scored double-digits twice last season with Jacksonville
- Recorded second career double-double, with 17 points and 10 rebounds vs. Voorhees
- Was on NCAA Tournament teams with Illinois (2021-22) and Florida (2020-21)
- Three points in NCAA Tournament first-round win over Chattanooga (March 18) with Illinois

- Helped Montverde to a 22-3 record and a semifinal appearance in the GEICO Nationals in the 2018-19 season
- Prior to enrolling at Montverde Academy for his senior year, played at Osceola High School in Kissimmee, Florida for three years and helped the team to the 2017 Class 9A state championship and a 28-2 record
- Had a double-double with 10 points and 10 blocked shots in the 2017 state semifinals
- Top-50 recruit in Class of 2019 ranked No. 44 by ESPN and No. 45 by 247Sports Composite

## COLLEGE PATH

19-20: Freshman - Florida  
 20-21: Sophomore - Florida  
 21-22: Junior - Illinois  
 22-23: Senior - Jacksonville  
**23-24: 5th Year - UCF**

## SOCIAL MEDIA

@ogomarpayne  
 @ogomarpayne

## Did You Know?

- Major:** Communications
- Favorite pro athlete:** LeBron James
- Favorite pro team:** Miami Heat
- Pre-game ritual:** Listen to music
- Favorite movie:** The Conjuring
- Favorite TV show:** Family Guy
- Favorite music artist:** Kodak Black
- Favorite food:** Lasagna
- Second favorite sport:** Football
- Favorite off-day activity:** Playing NBA 2K
- Fun fact:** Elite NBA 2K player
- Hidden talent:** Excellent chef

## GAME-BY-GAME STATS

Opponent	Date	GS	MIN	Total		3-Pointers		Free throws		Rebounds				PF				PTS	AVG		
				FG-FGA	PCT	3FG-3FGA	PCT	FT-FTA	PCT	OFF	DEF	TOT	AVG	PF	A	TO	BLK			STL	
at Duke	11/07/2022	*	30:01	2-3	.667	0-0	.000	0-0	.000	1	2	3	3.0	1	1	0	2	0	4	4.0	
Johnson (FL)	11/11/2022		10:06	3-4	.750	0-0	.000	0-2	.000	1	1	2	2.5	1	1	0	1	0	6	5.0	
Voorhees	11/20/2022	*	26:20	7-10	.700	0-0	.000	3-6	.500	5	5	10	5.0	1	2	0	3	1	17	9.0	
at Campbell	11/23/2022	*	21:51	1-2	.500	0-0	.000	1-2	.500	3	2	5	5.0	3	0	3	3	1	3	7.5	
at UAB	11/30/2022	*	32:13	4-7	.571	0-0	.000	2-2	1.000	0	6	6	5.2	1	1	0	1	1	10	8.0	
Charleston So.	12/17/2022		14:43	4-4	1.000	1-1	1.000	0-2	.000	0	1	1	4.5	0	0	0	1	0	9	8.2	
at ULM	12/20/2022		12:18	2-3	.667	0-0	.000	0-0	.000	2	2	4	4.4	0	1	1	0	1	4	7.6	
at Notre Dame	12/27/2022		23:53	5-6	.833	0-0	.000	0-0	.000	1	8	9	5.0	3	0	2	2	1	10	7.9	
at FGCU	12/31/2022		13:27	1-3	.333	0-0	.000	0-0	.000	0	1	1	4.6	2	1	3	2	0	2	7.2	
Jacksonville St.	01/02/2023		24:21	2-5	.400	0-0	.000	1-2	.500	0	2	2	4.3	1	3	2	1	0	5	7.0	
at Stetson	01/05/2023		12:28	1-3	.333	0-0	.000	1-2	.500	0	2	2	4.1	0	0	0	0	0	3	6.6	
Lipscomb	01/07/2023		20:22	1-2	.500	0-0	.000	2-2	1.000	1	2	3	4.0	1	0	1	3	0	4	6.4	
at Kennesaw St.	01/12/2023	*	09:31	3-3	1.000	0-0	.000	0-0	.000	1	1	2	3.8	2	0	1	0	0	6	6.4	
at Jacksonville St.	01/14/2023	*	19:33	0-4	.000	0-0	.000	0-0	.000	0	2	2	3.7	3	0	0	1	0	0	5.9	
Liberty	01/19/2023	*	15:27	1-4	.250	0-0	.000	0-0	.000	1	1	2	3.6	4	0	1	0	0	2	5.7	
at North Ala.	01/26/2023		02:02	0-0	.000	0-0	.000	0-0	.000	0	0	0	3.4	0	0	0	0	0	0	5.3	
at Central Ark.	01/28/2023		00:52	0-0	.000	0-0	.000	0-0	.000	0	0	0	3.2	4	0	1	0	0	0	5.0	
North Florida	02/02/2023		08:22	2-3	.667	0-0	.000	0-0	.000	0	2	2	3.1	2	0	0	0	0	4	4.9	
at North Florida	02/04/2023		21:02	2-3	.667	0-0	.000	2-2	1.000	0	0	0	2.9	3	0	0	1	0	6	5.0	
Stetson	02/09/2023		23:20	1-1	1.000	0-0	.000	0-0	.000	0	4	4	3.0	1	0	2	1	1	2	4.9	
FGCU	02/11/2023		16:48	2-2	1.000	0-0	.000	0-0	.000	2	1	3	3.0	3	0	2	0	0	4	4.8	
at Austin Peay	02/16/2023	*	21:02	2-5	.400	0-0	.000	2-2	1.000	3	4	7	3.2	2	0	1	0	0	6	4.9	
at Lipscomb	02/18/2023	*	14:16	1-2	.500	0-0	.000	0-0	.000	0	1	1	3.1	1	0	0	0	0	2	4.7	
Bellarmino	02/22/2023		13:32	2-3	.667	0-0	.000	0-0	.000	1	1	2	3.0	1	2	0	2	0	4	4.7	
Eastern Ky.	02/24/2023		16:23	3-5	.600	0-0	.000	1-2	.500	1	6	7	3.2	1	1	0	2	2	7	4.8	
<b>Totals</b>			<b>9</b>	<b>424:13</b>	<b>52-87</b>	<b>.598</b>	<b>1-1</b>	<b>1.000</b>	<b>15-26</b>	<b>.577</b>	<b>23</b>	<b>57</b>	<b>80</b>	<b>3.2</b>	<b>41</b>	<b>13</b>	<b>20</b>	<b>26</b>	<b>8</b>	<b>120</b>	<b>4.8</b>

## Player Averages

Games Played	Minutes/game	Points/game	FG Pct	3FG Pct	FT Pct	Rebounds/game	Assists/game	Turnovers/game	Assist/Turnover ratio	Steals/game	Blocks/game
25	17.0	4.8	59.8	100.0	57.7	3.2	0.5	0.8	0.7	0.3	1.0

## 2022-23 GAME HIGHS

Points	17	Voorhees (11/20/22)
Rebounds	10	Voorhees (11/20/22)
Assists	3	Jacksonville St. (1/2/23)
Steals	2	4x, last vs. E. Kentucky (2/24/23)
Blocks	3	3x, last vs. Lipscomb (1/7/23)
FGs Made	7	Voorhees (11/20/22)
FGs Attempted	10	Voorhees (11/20/22)
3-Pt. FGs Made	1	Charleston Southern (12/17/22)
3-Pt. FGs Attempted	1	Charleston Southern (12/17/22)
FTs Made	3	Voorhees (11/20/22)
FTs Attempted	6	Voorhees (11/20/22)

## SINGLE-GAME CAREER HIGHS

Points	19	Auburn (1/18/20)
Rebounds	11	Auburn (1/18/20)
Assists	3	Jacksonville St. (1/2/23)
Steals	2	4x, last vs. E. Kentucky (2/24/23)
Blocks	5	Tennessee (1/19/21)
FGs Made	9	Auburn (1/18/20)
FGs Attempted	10	Voorhees (11/20/22)
3-Pt. FGs Made	1	Charleston Southern (12/17/22)
3-Pt. FGs Attempted	1	Charleston Southern (12/17/22)
FTs Made	4	at Nebraska (1/11/22)
FTs Attempted	6	Voorhees (11/20/22)

## CAREER STATS

SEASON	TEAM	GP-GS	MIN/AVG	Field Goals		3-Point		F-Throws		Rebounds				Scoring						
				FG-FGA	FG%	3FG-3FGA	3FG%	FT-FTA	FT%	OFF	DEF	TOT	AVG	PF-FO	A	TO	BLK	STL	PTS	AVG
2019-20	UF	30-7	452/15.1	51-83	.614	0-0	.000	13-35	.371	54	53	107	3.6	66-1	7	18	34	8	115	3.8
2020-21	UF	24-8	375/15.6	39-52	.750	0-0	.000	12-21	.571	29	47	76	3.2	58-0	9	14	29	10	90	3.8
2021-22	Illini	32-3	240/7.5	21-34	.618	0-0	.000	15-28	.536	19	34	53	1.7	58-1	5	18	24	3	57	1.8
2022-23	Jville	25-9	424/17.0	52-87	.598	1-1	1.000	15-26	.577	23	57	80	3.2	41-0	13	20	26	8	120	4.8
<b>TOTAL FOR Jville</b>		<b>25-9</b>	<b>424/17.0</b>	<b>52-87</b>	<b>.598</b>	<b>1-1</b>	<b>1.000</b>	<b>15-26</b>	<b>.577</b>	<b>23</b>	<b>57</b>	<b>80</b>	<b>3.2</b>	<b>41-0</b>	<b>13</b>	<b>20</b>	<b>26</b>	<b>8</b>	<b>120</b>	<b>4.8</b>
<b>TOTAL</b>		<b>111-27</b>	<b>1491/13.4</b>	<b>163-256</b>	<b>.637</b>	<b>1-1</b>	<b>1.000</b>	<b>55-110</b>	<b>.500</b>	<b>125</b>	<b>191</b>	<b>316</b>	<b>2.8</b>	<b>223-2</b>	<b>34</b>	<b>70</b>	<b>113</b>	<b>29</b>	<b>382</b>	<b>3.4</b>



# 10 Mintautas Mockus

Guard/Forward | Freshman | 6-7 | 191  
Klaipeda, Lithuania | Klaipeda Vetrunges Gym

## MOCKUS NOTEBOOK

- Was the leading scorer among all attendees at the NBA Academy Games in July 2023 in Atlanta, Ga.
- Played in international basketball leagues from 2020-23 in Lithuania and Spain
- Played in the top two leagues in Lithuania, playing 25 games in the Lithuanian Basketball League with Prienai and 40 in the second tier for Kretingos Kretinga and Klaipedos Neptunas-Akvaservis
- Remained in his home country into 2023 and made the jump to the third tier of Spanish basketball, LEB Plata, and played in nine contests for Clinica Ponferrada
- Was a member of the U18 Lithuania national team for the 2021 FIBA U18 European Challengers tournament; playing in five games, averaging 9.0 points, 6.8 rebounds and 4.4 assists while averaging nearly 22.5 minutes while shooting 40.6% from the field

## GAME-BY-GAME STATS

Did not play during the 2022-23 season.

## COLLEGE PATH

23-24: Freshman - UCF

## SOCIAL MEDIA

Instagram: @mintas12  
Twitter: @MintasMoc

## Did You Know?

- Major:** Communications
- Favorite pro athlete:** Luka Doncic
- Favorite pro team:** Milwaukee Bucks
- Pre-game ritual:** Listen to music
- Favorite movie:** The Batman
- Favorite TV show:** Stranger Things
- Favorite music artist:** Tyler the Creator
- Favorite food:** Chinese Food
- Second favorite sport:** Soccer
- Favorite off-day activity:** Video games
- Fun fact:** Likes to swim
- Hidden talent:** Can speak four languages

## 2022-23 GAME HIGHS

Points	N/A	-
Rebounds	N/A	-
Assists	N/A	-
Steals	N/A	-
Blocks	N/A	-
FGs Made	N/A	-
FGs Attempted	N/A	-
3-Pt. FGs Made	N/A	-
3-Pt. FGs Attempted	N/A	-
FTs Made	N/A	-
FTs Attempted	N/A	-

## SINGLE-GAME CAREER HIGHS

Points	N/A	-
Rebounds	N/A	-
Assists	N/A	-
Steals	N/A	-
Blocks	N/A	-
FGs Made	N/A	-
FGs Attempted	N/A	-
3-Pt. FGs Made	N/A	-
3-Pt. FGs Attempted	N/A	-
FTs Made	N/A	-
FTs Attempted	N/A	-

## CAREER STATS

Has yet to play







# 11 Ibrahima Diallo

Forward | 5th Year | 7-0 | 246

Saly, Senegal | Prolific Prep (Calif.) | San Jose State/Ohio State

## DIALLO NOTEBOOK

- Started all 35 games at center in 2022-23 and averaged 6.0 points and 6.0 rebounds per game
- One of the nation's best players in blocking shots at 1.66 pg, ranking 51st in the country
- Set the Provident Credit Union Event Center (San Jose State's home arena) record with eight blocks in the win over Alabama State
- Third on San Jose State's single-season blocked shots list with 58, a mark that ranked him 40th nationally

- Ranked seventh in all-time blocked shots prior to leaving San Jose State with 78 in 48 games played
- His eight blocks against Alabama State were tied for the second-highest total in a game in 2022-23
- Played a total of 13 games, seeing 51 minutes of action in his freshman and sophomore seasons at Ohio State
- Arrived in the United States from Senegal in 2016, while he was in high school

## GAME-BY-GAME STATS

Opponent	Date	GS	MIN	Total		3-Pointers		Free throws		Rebounds				PF				PTS	AVG		
				FG-FGA	PCT	3FG-3FGA	PCT	FT-FTA	PCT	OFF	DEF	TOT	AVG	PF	A	TO	BLK			STL	
Ga. Southern	11/08/2022	*	20:44	4-6	.667	0-0	.000	1-4	.250	0	6	6	6.0	1	2	1	2	1	9	9.0	
Bethesda (CA)	11/12/2022	*	12:24	2-4	.500	0-0	.000	0-0	.000	1	1	2	4.0	1	1	0	0	0	4	6.5	
Alabama St.	11/15/2022	*	18:47	2-4	.500	0-0	.000	2-5	.400	0	4	4	4.0	4	0	4	8	0	6	6.3	
Hofstra	11/17/2022	*	22:07	3-6	.500	0-0	.000	0-0	.000	1	3	4	4.0	4	1	0	1	1	6	6.3	
at Northern Colo.	11/19/2022	*	13:31	4-5	.800	0-0	.000	1-2	.500	1	3	4	4.0	2	0	0	0	0	9	6.8	
vs North Texas	11/25/2022	*	14:56	2-2	1.000	0-0	.000	0-2	.000	0	3	3	3.8	1	1	2	2	0	4	6.3	
vs Oakland	11/26/2022	*	11:21	2-3	.667	0-0	.000	0-0	.000	1	2	3	3.7	2	0	1	2	1	4	6.0	
vs Ball St.	11/27/2022	*	18:45	5-7	.714	0-0	.000	0-0	.000	1	3	4	3.8	5	1	3	2	0	10	6.5	
at Arkansas	12/03/2022	*	16:46	5-9	.556	0-0	.000	0-1	.000	2	2	4	3.8	4	0	1	2	0	10	6.9	
CSU Bakersfield	12/06/2022	*	26:01	2-6	.333	0-0	.000	5-6	.833	5	6	11	4.5	1	0	0	2	0	9	7.1	
at Santa Clara	12/10/2022	*	21:43	2-4	.500	0-0	.000	3-4	.750	3	7	10	5.0	4	3	3	2	0	7	7.1	
at Pacific	12/17/2022	*	19:03	1-3	.333	0-0	.000	1-2	.500	1	6	7	5.2	2	0	2	2	1	3	6.8	
Cal Poly	12/20/2022	*	19:42	4-5	.800	0-0	.000	1-1	1.000	0	8	8	5.4	2	0	2	3	2	9	6.9	
UNLV	12/28/2022	*	10:44	0-0	.000	0-0	.000	2-2	1.000	2	4	6	5.4	3	0	2	2	0	2	6.6	
at Colorado St.	12/31/2022	*	17:34	1-2	.500	0-0	.000	0-0	.000	1	3	4	5.3	1	0	2	1	0	2	6.3	
at Boise St.	01/03/2023	*	25:05	6-7	.857	0-0	.000	0-0	.000	2	3	5	5.3	3	0	1	5	1	12	6.6	
Nevada	01/07/2023	*	19:50	0-4	.000	0-0	.000	3-4	.750	1	7	8	5.5	0	1	0	1	0	3	6.4	
Fresno St.	01/10/2023	*	20:47	4-5	.800	0-0	.000	0-4	.000	6	2	8	5.6	1	1	3	2	1	8	6.5	
at New Mexico	01/17/2023	*	16:52	4-7	.571	0-0	.000	0-2	.000	1	3	4	5.5	4	0	0	0	0	8	6.6	
at Utah St.	01/21/2023	*	19:59	2-6	.333	0-1	.000	2-2	1.000	2	3	5	5.5	3	0	0	0	0	6	6.6	
Air Force	01/24/2023	*	09:07	3-3	1.000	0-0	.000	0-0	.000	0	1	1	5.3	3	1	0	1	0	6	6.5	
at San Diego St.	01/28/2023	*	18:05	0-1	.000	0-0	.000	2-3	.667	2	4	6	5.3	3	1	1	1	0	2	6.3	
Wyoming	02/04/2023	*	20:25	3-4	.750	0-0	.000	4-5	.800	5	5	10	5.5	1	0	3	0	0	10	6.5	
at Fresno St.	02/07/2023	*	16:28	1-2	.500	0-0	.000	1-2	.500	2	4	6	5.5	0	1	0	2	0	3	6.3	
Utah St.	02/11/2023	*	16:55	2-3	.667	0-0	.000	4-6	.667	2	2	4	5.5	4	0	0	3	1	8	6.4	
at UNLV	02/14/2023	*	17:08	4-4	1.000	0-0	.000	0-0	.000	4	4	8	5.6	4	0	3	1	0	8	6.5	
New Mexico	02/17/2023	*	18:05	6-9	.667	0-0	.000	0-3	.000	5	4	9	5.7	4	1	0	1	0	12	6.7	
at Nevada	02/21/2023	*	18:37	3-4	.750	0-0	.000	0-0	.000	2	5	7	5.8	4	0	0	2	0	6	6.6	
Boise St.	02/25/2023	*	28:17	4-7	.571	0-0	.000	0-0	.000	7	8	15	6.1	4	1	1	1	1	8	6.7	
Colorado St.	02/28/2023	*	14:46	1-2	.500	0-0	.000	1-2	.500	4	3	7	6.1	2	0	1	2	1	3	6.6	
at Air Force	03/04/2023	*	16:41	1-2	.500	0-0	.000	2-4	.500	4	8	12	6.3	4	0	1	4	0	4	6.5	
vs Nevada	03/09/2023	*	14:51	1-2	.500	0-0	.000	0-1	.000	2	1	3	6.2	3	0	1	0	0	2	6.3	
vs San Diego St.	03/10/2023	*	17:49	3-6	.500	0-0	.000	0-0	.000	5	3	8	6.2	2	0	1	0	0	6	6.3	
vs Southern Ind.	03/18/2023	*	09:00	1-3	.333	0-0	.000	0-0	.000	1	0	1	6.1	2	0	1	1	1	2	6.2	
vs Radford	03/20/2023	*	06:00	0-3	.000	0-0	.000	0-0	.000	1	2	3	6.0	1	0	1	0	0	0	6.0	
<b>Totals</b>			<b>35</b>	<b>608:55</b>	<b>88-150</b>	<b>.587</b>	<b>0-1</b>	<b>.000</b>	<b>35-67</b>	<b>.522</b>	<b>77</b>	<b>133</b>	<b>210</b>	<b>6.0</b>	<b>89</b>	<b>16</b>	<b>41</b>	<b>58</b>	<b>12</b>	<b>211</b>	<b>6.0</b>

## COLLEGE PATH

19-20: Freshman - Ohio State  
 20-21: Sophomore - Ohio State  
 21-22: Junior - San Jose State  
 22-23: Senior - San Jose State  
 23-24: 5th Year - UCF

## SOCIAL MEDIA

@ibrahimaa\_diallo  
 @ibrahimadiallo

## Did You Know?

- Major: Communications
- Favorite pro athlete: Joel Embiid
- Favorite pro team: Los Angeles Lakers
- Pre-game ritual: Pray, talk to parents, nap, eat and listen to music
- Favorite movie: Black Panther
- Favorite TV show: Money Heist
- Favorite music artist: Burna Boy
- Favorite food: Jollof Rice
- Second favorite sport: Soccer
- Favorite off-day activity: Sleeping and watching Disney+
- Hidden talent: Very good at soccer

## 2022-23 GAME HIGHS


Points	12	2x, last vs. New Mexico (2/17/23)
Rebounds	15	Boise State (2/25/23)
Assists	3	at Santa Clara (12/10/22)
Steals	2	vs. Cal Poly (12/20/22)
Blocks	8	Alabama State (11/15/22)
FGs Made	7	2x, last vs. New Mexico (2/20/22)
FGs Attempted	11	New Mexico (2/20/22)
3-Pt. FGs Made	N/A	-
3-Pt. FGs Attempted	1	at Utah State (1/21/23)
FTs Made	5	CSU Bakersfield (12/6/22)
FTs Attempted	6	2x, last vs. Utah St. (2/11/23)

## SINGLE-GAME CAREER HIGHS

Points	16	at California Baptist (11/18/21)
Rebounds	15	Boise State (2/25/23)
Assists	3	at Santa Clara (12/10/22)
Steals	3	Cal St. Fullerton (11/11/21)
Blocks	8	Alabama State (11/15/22)
FGs Made	7	2x, last vs. New Mexico (2/20/22)
FGs Attempted	11	New Mexico (2/20/22)
3-Pt. FGs Made	N/A	-
3-Pt. FGs Attempted	1	at Utah State (1/21/23)
FTs Made	7	Northern Colorado (11/23/21)
FTs Attempted	8	Northern Colorado (11/23/21)

## CAREER STATS

SEASON	TEAM	GP-GS	MIN/AVG	Field Goals		3-Point		F-Throws		Rebounds				Scoring						
				FG-FGA	FG%	3FG-3FGA	3FG%	FT-FTA	FT%	OFF	DEF	TOT	AVG	PF-FO	A	TO	BLK	STL	PTS	AVG
2019-20	OSU	8-0	41/5.2	5-13	.385	0-0	.000	0-2	.000	8	7	15	1.9	6-0	0	4	3	0	10	1.3
2020-21	OSU	5-0	10/2.1	0-2	.000	0-0	.000	1-4	.250	3	1	4	0.8	0-0	0	0	1	0	1	0.2
2021-22	SJSU	13-12	287/22.1	44-88	.500	0-0	.000	13-36	.361	35	59	94	7.2	44-3	2	31	20	11	101	7.8
2022-23	SJSU	35-35	609/17.4	88-150	.587	0-1	.000	35-67	.522	77	133	210	6.0	89-1	16	41	58	12	211	6.0
<b>TOTAL FOR SJSU</b>		<b>48-47</b>	<b>896/18.7</b>	<b>132-238</b>	<b>.555</b>	<b>0-1</b>	<b>.000</b>	<b>48-103</b>	<b>.466</b>	<b>112</b>	<b>192</b>	<b>304</b>	<b>6.3</b>	<b>133-4</b>	<b>18</b>	<b>72</b>	<b>78</b>	<b>23</b>	<b>312</b>	<b>6.5</b>
<b>TOTAL</b>		<b>61-47</b>	<b>948/15.5</b>	<b>137-253</b>	<b>.542</b>	<b>0-1</b>	<b>.000</b>	<b>49-109</b>	<b>.450</b>	<b>123</b>	<b>200</b>	<b>323</b>	<b>5.3</b>	<b>139-4</b>	<b>18</b>	<b>76</b>	<b>82</b>	<b>23</b>	<b>323</b>	<b>5.3</b>



# 12 DeMarr Langford Jr.

Guard | Senior | 6-5 | 230  
Worcester, Mass. | Brewster Academy | Boston College

## LANGFORD NOTEBOOK

- Played in 23 games, starting in 15 and playing 651 minutes in 2022-23 for Boston College
- Averaged 7.0 points per game and shot 44.2% (65-for-147) from the field and added 2.8 rebounds and 1.8 assists per game
- Scored a season-high 20 points on the road at No. 16 Miami on 1/11/23
- Had seven games in which he scored double-digit points in 2022-23
- Played in 32 games, starting in 30 and averaging 34.7 minutes per game in 2021-22 for Boston College
- Averaged 11.3 points per game and shot 45.6% (140-for-307) from the field, both career highs; also averaged 4.8 rebounds and 2.3 assists per game
- Collected 35 steals and added 16 blocks
- Scored a career-high 23 points against Notre Dame on 2/16/22
- Had 19 games in which he reached double-digit points in 2021-22
- Was a consensus top-100 rated recruit; ranked 97th on ESPN 100 list, ranking third among all players in New Hampshire
- Younger brother of former Providence and Boston College guard Makai Ashton-Langford, spending two seasons with Providence from 2017-19 and four with Boston College from 2019-23, finishing his career with 142 games played and a 39.7% clip from the field, averaging 8.3 points per game

## COLLEGE PATH

20-21: Freshman - Boston College  
21-22: Sophomore - Boston College  
22-23: Junior - Boston College  
23-24: Senior - UCF

## SOCIAL MEDIA

@demarrlangford\_jr  
@langford\_demarr

## Did You Know?

- Major: Communications
- Favorite pro athlete: Russell Westbrook
- Favorite pro team: Baltimore Ravens
- Pre-game ritual: Listen to music and eat cereal
- Favorite movie: The SpongeBob Movie
- Favorite TV show: Family Guy
- Favorite music artist: Juice Wrld
- Favorite food: His mom's mac and cheese
- Second favorite sport: Football
- Favorite off-day activity: Sleeping
- Fun fact: Thinks if he grew up in a warmer state he'd be playing football
- Hidden talent: Enjoys fishing

## GAME-BY-GAME STATS

Opponent	Date	GS	MIN	Total		3-Pointers		Free throws		Rebounds				PF	A	TO	BLK	STL	PTS	AVG	
				FG-FGA	PCT	3FG-3FGA	PCT	FT-FTA	PCT	OFF	DEF	TOT	AVG								
Maine	11/14/2022		28:15	4-5	.800	0-0	.000	2-4	.500	1	1	2	2.0	3	0	1	2	0	10	10.0	
vs George Mason	11/18/2022	*	31:31	4-10	.400	0-1	.000	0-0	.000	1	0	1	1.5	0	2	0	0	8	9.0		
vs Tarleton St.	11/20/2022	*	16:54	0-1	.000	0-0	.000	3-4	.750	0	3	3	2.0	0	0	2	1	0	3	7.0	
Rhode Island	11/27/2022		26:22	2-6	.333	0-0	.000	1-3	.333	0	3	3	2.3	0	1	1	1	0	5	6.5	
at Nebraska	11/30/2022		31:32	2-4	.500	0-1	.000	0-0	.000	1	2	3	2.4	1	4	2	0	0	4	6.0	
at Duke	12/03/2022		34:52	2-9	.222	0-2	.000	1-1	1.000	0	2	2	2.3	0	2	0	0	1	5	5.8	
New Hampshire	12/06/2022	*	28:27	4-11	.364	0-2	.000	2-3	.667	1	0	1	2.1	5	1	1	1	1	10	6.4	
vs Villanova	12/10/2022	*	35:19	6-13	.462	1-5	.200	0-0	.000	0	1	1	2.0	1	2	3	0	0	13	7.3	
Stonehill	12/13/2022	*	33:28	2-5	.400	0-0	.000	1-2	.500	0	4	4	2.2	0	1	4	0	1	5	7.0	
Virginia Tech	12/21/2022	*	40:38	3-9	.333	0-0	.000	2-2	1.000	5	1	6	2.6	2	1	2	1	1	8	7.1	
at Syracuse	12/31/2022	*	29:48	2-4	.500	0-0	.000	2-2	1.000	0	2	2	2.5	3	3	4	0	0	6	7.0	
Notre Dame	01/03/2023	*	35:58	1-6	.167	0-0	.000	2-2	1.000	1	6	7	2.9	0	8	1	0	0	4	6.8	
Duke	01/07/2023	*	29:32	4-11	.364	1-2	.500	2-2	1.000	3	5	8	3.3	4	2	1	0	0	11	7.1	
at Miami (FL)	01/11/2023	*	35:22	10-13	.769	0-0	.000	0-0	.000	1	0	1	3.1	3	6	1	0	0	20	8.0	
Wake Forest	01/14/2023	*	22:01	1-4	.250	0-0	.000	2-2	1.000	2	0	2	3.1	1	1	1	0	0	4	7.7	
at North Carolina	01/17/2023	*	32:53	3-6	.500	0-0	.000	2-2	1.000	0	3	3	3.1	3	1	0	0	0	8	7.8	
at Notre Dame	01/21/2023	*	33:51	4-6	.667	0-0	.000	2-2	1.000	0	1	1	2.9	3	4	1	0	3	10	7.9	
Louisville	01/25/2023	*	26:49	1-2	.500	1-2	.500	0-0	.000	0	1	1	2.8	1	0	2	0	0	3	7.6	
at Virginia	01/28/2023	*	16:30	1-3	.333	0-0	.000	0-0	.000	0	0	0	2.7	0	0	3	0	1	2	7.3	
at Florida St.	02/18/2023		20:26	1-4	.250	1-1	1.000	0-2	.000	1	3	4	2.8	1	2	4	0	0	3	7.1	
Virginia	02/22/2023		20:00	5-5	1.000	1-1	1.000	1-2	.500	0	2	2	2.7	0	0	1	0	2	12	7.3	
vs Louisville	03/07/2023		19:05	2-6	.333	0-1	.000	0-0	.000	3	1	4	2.8	1	1	1	0	0	4	7.2	
vs North Carolina	03/08/2023		21:22	1-4	.250	0-1	.000	0-0	.000	1	2	3	2.8	0	0	0	0	0	2	7.0	
<b>Totals</b>			<b>15</b>	<b>650:55</b>	<b>65-147</b>	<b>.442</b>	<b>5-19</b>	<b>.263</b>	<b>25-35</b>	<b>.714</b>	<b>21</b>	<b>43</b>	<b>64</b>	<b>2.8</b>	<b>32</b>	<b>42</b>	<b>36</b>	<b>6</b>	<b>10</b>	<b>160</b>	<b>7.0</b>

## Player Averages

Games Played	Minutes/game	Points/game	FG Pct	3FG Pct	FT Pct	Rebounds/game	Assists/game	Turnovers/game	Assist/Turnover ratio	Steals/game	Blocks/game
23	28.3	7.0	44.2	26.3	71.4	2.8	1.8	1.6	1.2	0.4	0.3

## 2022-23 GAME HIGHS

Points	20	at Miami (1/11/23)
Rebounds	8	Duke (1/7/23)
Assists	8	Notre Dame (1/3/23)
Steals	3	at Notre Dame (1/21/23)
Blocks	2	Maine (11/14/22)
FGs Made	10	at Miami (1/11/23)
FGs Attempted	13	2x, last at Miami (1/11/23)
3-Pt. FGs Made	1	5x, last vs. Virginia (2/22/23)
3-Pt. FGs Attempted	5	Villanova (12/20/22)
FTs Made	3	vs. Tarleton (11/20/22)
FTs Attempted	4	2x, last vs. Tarleton (11/20/22)

## SINGLE-GAME CAREER HIGHS

Points	23	at Notre Dame (2/16/22)
Rebounds	11	Clemson (2/26/22)
Assists	8	Notre Dame (1/3/23)
Steals	4	2x, last at NC State (2/23/22)
Blocks	3	at Clemson (1/15/22)
FGs Made	10	2x, last at Miami (1/11/23)
FGs Attempted	15	Pittsburgh (1/30/22)
3-Pt. FGs Made	1	16x, last vs. Virginia (2/22/23)
3-Pt. FGs Attempted	5	Villanova (12/20/22)
FTs Made	9	Notre Dame (2/27/21)
FTs Attempted	11	Notre Dame (2/27/21)

## CAREER STATS

SEASON	TEAM	GP-GS	MIN/AVG	Field Goals		3-Point		F-Throws		Rebounds				Scoring						
				FG-FGA	FG%	3FG-3FGA	3FG%	FT-FTA	FT%	OFF	DEF	TOT	AVG	PF-FO	A	TO	BLK	STL	PTS	AVG
2020-21	BC	18-9	459/25.5	39-95	.411	4-17	.235	39-52	.750	27	49	76	4.2	24-0	25	35	0	20	121	6.7
2021-22	BC	32-30	1110/34.7	140-307	.456	7-26	.269	75-112	.670	48	107	155	4.8	40-0	73	49	16	35	362	11.3
2022-23	BC	23-15	651/28.3	65-147	.442	5-19	.263	25-35	.714	21	43	64	2.8	32-1	42	36	6	10	160	7.0
<b>TOTAL</b>		<b>73-54</b>	<b>2220/30.4</b>	<b>244-549</b>	<b>.444</b>	<b>16-62</b>	<b>.258</b>	<b>139-199</b>	<b>.698</b>	<b>96</b>	<b>199</b>	<b>295</b>	<b>4.0</b>	<b>96-1</b>	<b>140</b>	<b>120</b>	<b>22</b>	<b>65</b>	<b>643</b>	<b>8.8</b>



# 13 Marchelus Avery

Forward | Senior | 6-7 | 210  
 Richmond, Va. | Central Pointe Post Grad  
 New Mexico State/Northwest Florida State

## AVERY NOTEBOOK

- Started seven games for New Mexico State in 2022-23, including five straight contests between December 18-31
- Averaged 8.2 points per game and 4.5 rebounds per game in a tumultuous season for the Aggies
- Poured in a career-high 26 points versus Northern New Mexico on 11-14 (78.6%) shooting from the floor
- Finished with double-digits in the scoring column on seven occasions
- Posted double-doubles versus North Carolina A&T (20 points, 10 rebounds) and at Stephen F. Austin (16 points, 10 rebounds)
- Took part in 23 games in 2021-22 and averaged 4.1 points, 2.5 rebounds and 0.6 assists in 11.1 minutes per game; finished season with shooting splits of .446/.313/.667

## COLLEGE PATH

20-21: Freshman - NW Florida State  
 21-22: Sophomore - New Mexico State  
 22-23: Junior - New Mexico State  
 23-24: Senior - UCF

## SOCIAL MEDIA

@chiaveryy  
 @Ballout\_chi

## Did You Know?

- Major: Interdisciplinary Studies
- Favorite pro athlete: Derrick Rose
- Favorite pro team: Los Angeles Lakers
- Pre-game ritual: Listen to music, eat, stretch
- Favorite movie: How High
- Favorite TV show: SpongeBob
- Favorite music artist: Babyface Ray
- Favorite food: Chicken nuggets
- Second favorite sport: Football
- Favorite off-day activity: Video games
- Fun fact: Knows how to play the piano
- Hidden talent: Playing football

## GAME-BY-GAME STATS

Opponent	Date	GS	MIN	Total		3-Pointers		Free throws		Rebounds				PF	A	TO	BLK	STL	PTS	AVG
				FG-FGA	PCT	3FG-3FGA	PCT	FT-FTA	PCT	OFF	DEF	TOT	AVG							
N.M. Highlands	11/07/2022		17:04	5-6	.833	3-4	.750	0-0	.000	2	4	6	6.0	0	0	2	0	2	13	13.0
at UTEP	11/12/2022		18:40	3-6	.500	1-2	.500	0-0	.000	0	3	3	4.5	2	1	2	0	1	7	10.0
vs San Diego	11/25/2022		09:53	2-4	.500	0-0	.000	0-0	.000	0	0	0	3.0	0	0	0	0	0	4	8.0
vs UC Irvine	11/26/2022		10:41	3-4	.750	0-0	.000	0-0	.000	0	0	0	2.0	1	1	0	0	0	6	7.5
UTEP	11/30/2022		21:38	1-3	.333	1-3	.333	0-2	.000	2	2	4	2.6	4	2	0	1	1	3	6.6
Simon Fraser	12/05/2022		17:26	2-4	.500	0-2	.000	0-2	.000	3	4	7	3.3	0	1	1	0	0	4	6.2
at Duquesne	12/11/2022		21:24	2-6	.333	0-1	.000	0-0	.000	3	2	5	3.6	1	0	0	0	2	4	5.9
at Saint Mary's (CA)	12/14/2022		19:09	3-6	.500	1-2	.500	4-5	.800	1	2	3	3.5	3	0	0	2	0	11	6.5
Northern N.M.	12/18/2022	*	27:30	11-14	.786	1-3	.333	3-3	1.000	5	3	8	4.0	1	1	2	0	1	26	8.7
vs Kent St.	12/21/2022	*	20:59	2-9	.222	0-3	.000	0-0	.000	2	2	4	4.0	4	2	2	1	0	4	8.2
vs N.C. A&T	12/22/2022	*	27:02	7-15	.467	2-7	.286	4-6	.667	4	6	10	4.5	2	2	1	0	0	20	9.3
Southern Utah	12/28/2022	*	25:48	3-8	.375	1-2	.500	0-0	.000	3	3	6	4.7	2	3	2	1	0	7	9.1
Sam Houston	12/31/2022	*	24:22	3-7	.429	3-4	.750	3-4	.750	3	2	5	4.7	2	2	2	0	1	12	9.3
at SFA	01/04/2023		23:39	6-12	.500	2-4	.500	2-2	1.000	3	7	10	5.1	4	0	3	0	1	16	9.8
California Baptist	01/07/2023	*	25:40	2-3	.667	2-2	1.000	1-2	.500	1	5	6	5.1	1	0	0	0	0	7	9.6
at Seattle U	01/12/2023		21:00	3-8	.375	3-6	.500	0-0	.000	2	5	7	5.3	3	3	1	0	1	9	9.6
UT Arlington	01/14/2023		18:29	3-8	.375	1-3	.333	0-0	.000	0	5	5	5.2	1	0	3	0	1	7	9.4
at Southern Utah	01/19/2023	*	27:23	4-10	.400	2-4	.500	3-6	.500	1	1	2	5.1	0	1	2	0	0	13	9.6
at Utah Tech	01/21/2023		03:44	0-2	.000	0-1	.000	0-0	.000	0	0	0	4.8	0	0	0	0	0	0	9.1
Seattle U	02/04/2023		01:14	0-0	.000	0-0	.000	0-0	.000	0	1	1	4.6	2	0	1	0	0	0	8.7
at Grand Canyon	02/08/2023		05:13	0-2	.000	0-2	.000	0-0	.000	1	1	2	4.5	0	0	0	0	0	0	8.2
<b>Totals</b>		<b>7</b>	<b>387:58</b>	<b>65-137</b>	<b>.474</b>	<b>23-55</b>	<b>.418</b>	<b>20-32</b>	<b>.625</b>	<b>36</b>	<b>58</b>	<b>94</b>	<b>4.5</b>	<b>33</b>	<b>19</b>	<b>24</b>	<b>5</b>	<b>11</b>	<b>173</b>	<b>8.2</b>

## Player Averages

Games Played	Minutes/game	Points/game	FG Pct	3FG Pct	FT Pct	Rebounds/game	Assists/game	Turnovers/game	Assist/Turnover ratio	Steals/game	Blocks/game
21	18.5	8.2	47.4	41.8	62.5	4.5	0.9	1.1	0.8	0.5	0.2

## 2022-23 GAME HIGHS

Points	26	Northern N.M. (12/18/22)
Rebounds	10	2x, last at SFA (1/4/23)
Assists	3	2x, last at Seattle (1/12/23)
Steals	2	2x, last at Duquesne (12/11/22)
Blocks	2	at Saint Mary's (12/14/22)
FGs Made	11	Northern N.M. (12/18/22)
FGs Attempted	15	vs. N.C. A&T (12/22/22)
3-Pt. FGs Made	3	3x, last at Seattle (1/12/23)
3-Pt. FGs Attempted	7	vs. N.C. A&T (12/22/22)
FTs Made	4	2x, last vs. N.C. A&T (12/22/22)
FTs Attempted	6	2x, last at Southern Utah (1/19/23)

## SINGLE-GAME CAREER HIGHS

Points	26	Northern N.M. (12/18/22)
Rebounds	10	2x, last at SFA (1/4/23)
Assists	3	2x, last at Seattle (1/12/23)
Steals	2	4x, last at Duquesne (12/11/22)
Blocks	2	3x, last at Saint Mary's (12/14/22)
FGs Made	11	Northern N.M. (12/18/22)
FGs Attempted	15	vs. N.C. A&T (12/22/22)
3-Pt. FGs Made	3	4x, last at Seattle (1/12/23)
3-Pt. FGs Attempted	7	vs. N.C. A&T (12/22/22)
FTs Made	5	Texas Permian Basin (12/20/21)
FTs Attempted	7	Texas Permian Basin (12/20/21)

## CAREER STATS

SEASON	TEAM	GP-GS	MIN/AVG	Field Goals		3-Point		F-Throws		Rebounds				Scoring						
				FG-FGA	FG%	3FG-3FGA	3FG%	FT-FTA	FT%	OFF	DEF	TOT	AVG	PF-FO	A	TO	BLK	STL	PTS	AVG
2021-22	NMSU	23-2	257/11.2	33-74	.446	10-32	.313	18-27	.667	21	36	57	2.5	20-0	13	13	7	11	94	4.1
2022-23	NMSU	21-7	388/18.5	65-137	.474	23-55	.418	20-32	.625	36	58	94	4.5	33-0	19	24	5	11	173	8.2
<b>TOTAL</b>		<b>44-9</b>	<b>645/14.7</b>	<b>98-211</b>	<b>.464</b>	<b>33-87</b>	<b>.379</b>	<b>38-59</b>	<b>.644</b>	<b>57</b>	<b>94</b>	<b>151</b>	<b>3.4</b>	<b>53-0</b>	<b>32</b>	<b>37</b>	<b>12</b>	<b>22</b>	<b>267</b>	<b>6.1</b>



# 14 Michael Kalina

Guard | Redshirt Freshman | 6-1 | 174  
Boca Raton, Fla. | North Broward Prep

## KALINA NOTEBOOK

- Played at North Broward Prep in Coconut Grove, Fla.
- Helped Eagles to 28-3 record, best in school history, as senior in 2021-22
- Helped North Broward Prep to #5 state ranking and regional semifinals of Florida 4A state tournament (before loss to Calgary Christian Academy and fellow UCF freshmen Taylor and Tyler Hendricks)
- Averaged 10.6 points, 4.1 rebounds, 4.6 assists, 1.9 steals as senior in 2021-22
- Earned first-team all-county and first-team all-district honors as junior in 2019-20
- Played for coach Casey Wohlleb

## COLLEGE PATH

22-23: Freshman - UCF  
23-24: Redshirt Freshman - UCF

## GAME-BY-GAME STATS

Did not play during the 2022-23 season.

## SOCIAL MEDIA

Instagram: @michaelkalinaa  
Twitter: @michaelkalina9

## Did You Know?

- Major:** Business
- Favorite pro athlete:** Allen Iverson
- Favorite pro team:** Philadelphia Eagles
- Pre-game ritual:** Nap
- Favorite movie:** Like Mike
- Favorite TV show:** Prison Break
- Favorite music artist:** Bryson Tiller
- Favorite food:** Steak and mac & cheese
- Second favorite sport:** Football
- Favorite off-day activity:** Clothes shopping
- Fun fact:** Tyler and Taylor Hendricks put an end to Michael's high school basketball career
- Hidden talent:** Can do a backflip

## 2022-23 GAME HIGHS

Points	N/A	-
Rebounds	N/A	-
Assists	N/A	-
Steals	N/A	-
Blocks	N/A	-
Field Goals Made	N/A	-
Field Goals Attempted	N/A	-
3-Point Field Goals Made	N/A	-
3-Point Field Goals Attempted	N/A	-
Free Throws Made	N/A	-
Free Throws Attempted	N/A	-

## SINGLE-GAME CAREER HIGHS

Points	N/A	-
Rebounds	N/A	-
Assists	N/A	-
Steals	N/A	-
Blocks	N/A	-
Field Goals Made	N/A	-
Field Goals Attempted	N/A	-
3-Point Field Goals Made	N/A	-
3-Point Field Goals Attempted	N/A	-
Free Throws Made	N/A	-
Free Throws Attempted	N/A	-

## CAREER STATS

Has yet to play





# 15 Tyler Hendricks

Guard | Redshirt Freshman | 6-6 | 190  
Fort Lauderdale, Fla. | Calvary Christian Academy

## HENDRICKS NOTEBOOK

- Did not see game action during the 2022-23 season, earning a redshirt
- Was one of 12 sets of twins and one of 33 sets of brothers in NCAA Division I college basketball along with Taylor Hendricks in 2022-23
- ESPN and Rivals three-star prospect
- Played for Calvary Christian Academy in Fort Lauderdale, Fla.
- Led Calvary Christian to Florida 3A state championship as a junior and senior in 2020-21 and 2021-22
- Averaged 6.7 points and 3.3 rebounds as senior in 2021-22
- Averaged 5.3 points and 2.7 rebounds as junior in 2020-21
- Played for coach Cilk McSweeney

## COLLEGE PATH

22-23: Freshman - UCF  
23-24: Redshirt Freshman - UCF

## GAME-BY-GAME STATS

Did not play during the 2022-23 season.

## SOCIAL MEDIA

Instagram: @tylerxhendricks1  
Twitter: @tylerxhendricks

## Did You Know?

- Major: Business
- Favorite pro athlete: Russell Westbrook
- Favorite pro team: Utah Jazz
- Pre-game ritual: Pray
- Favorite movie: Transformers
- Favorite TV show: Breaking Bad
- Favorite music artist: Drake
- Favorite food: Pizza
- Second favorite sport: Football
- Favorite off-day activity: Watching Netflix
- Fun fact: Football was the first sport he played
- Hidden talent: Can play piano

## 2022-23 GAME HIGHS

Points	N/A	-
Rebounds	N/A	-
Assists	N/A	-
Steals	N/A	-
Blocks	N/A	-
Field Goals Made	N/A	-
Field Goals Attempted	N/A	-
3-Point Field Goals Made	N/A	-
3-Point Field Goals Attempted	N/A	-
Free Throws Made	N/A	-
Free Throws Attempted	N/A	-

## SINGLE-GAME CAREER HIGHS

Points	N/A	-
Rebounds	N/A	-
Assists	N/A	-
Steals	N/A	-
Blocks	N/A	-
Field Goals Made	N/A	-
Field Goals Attempted	N/A	-
3-Point Field Goals Made	N/A	-
3-Point Field Goals Attempted	N/A	-
Free Throws Made	N/A	-
Free Throws Attempted	N/A	-

## CAREER STATS

Has yet to play



# 20 Poohpha Warakulnukroh

Guard | Redshirt Sophomore | 5-11 | 177  
Bangkok, Thailand | Montverde Academy

## WARAKULNUKROH NOTEBOOK

- Was a student manager on the 2021-22 UCF squad before becoming a member of the 2022-23 roster as a student-athlete
- Played in seven games, coming off the bench in each and playing a combined 14 minutes
- Made his collegiate debut in the final 3:34 of gameplay against Western Illinois on 11/14/22. He missed his first free throw and made the second
- Made his first career shot on his first attempt from the floor, a three pointer that rattled in and sent the crowd to their feet
- Was the team MVP and leading scorer on the Varsity/Post Grade Team as a senior at Montverde Academy
- Joined the varsity team in his junior year after moving from Thailand.
- Was a 3x3 National Tournament Champion in Thailand for U-16 as a sophomore
- Was a top 10 tennis player in Thailand and played competitively in golf and soccer as well.
- Born in Bangkok, Thailand, came to the U.S. when he was 15 in August 2019

## GAME-BY-GAME STATS

### COLLEGE PATH

22-23: R-Freshman - UCF  
23-24: R-Sophomore - UCF

### SOCIAL MEDIA

@poohphaw  
@PoohphaW10

### Did You Know?

Major: Mechanical Engineering / Math  
Favorite pro athlete: Steve Nash  
Favorite pro team: San Antonio Spurs  
Pre-game ritual: Listen to slow music  
Favorite movie: Whiplash  
Favorite TV show: Breaking Bad  
Favorite music artist: Elliott Smith  
Favorite food: Thai Food  
Second favorite sport: Soccer  
Favorite off-day activity: Sleeping  
Fun fact: Has a black belt in taekwondo  
Hidden talent: Can play the guitar and sing

Opponent	Date	GS	MIN	Total		3-Pointers		Free throws		Rebounds				PF	A	TO	BLK	STL	PTS	AVG
				FG-FGA	PCT	3FG-3FGA	PCT	FT-FTA	PCT	OFF	DEF	TOT	AVG							
Western Ill.	11/14/2022		03:34	1-1	1.000	1-1	1.000	1-2	.500	0	0	0	0.0	0	0	0	0	0	4	4.0
Evansville	11/23/2022		00:57	0-0	.000	0-0	.000	0-0	.000	0	0	0	0.0	0	0	0	0	0	0	2.0
Tarleton St.	12/11/2022		01:37	0-0	.000	0-0	.000	0-0	.000	0	0	0	0.0	0	0	0	0	0	1.3	
SMU	01/08/2023		02:22	1-1	1.000	0-0	.000	0-0	.000	0	0	0	0.0	0	1	1	0	0	2	1.5
Tulsa	02/11/2023		02:49	1-2	.500	0-0	.000	0-0	.000	0	0	0	0.0	1	1	0	0	0	2	1.6
East Carolina	03/05/2023		01:47	1-1	1.000	1-1	1.000	1-2	.500	0	0	0	0.0	2	0	0	0	0	4	2.0
at Florida	03/15/2023		01:08	0-1	.000	0-0	.000	0-0	.000	0	0	0	0.0	0	0	0	0	0	1.7	
<b>Totals</b>		<b>0</b>	<b>14:14</b>	<b>4-6</b>	<b>.667</b>	<b>2-2</b>	<b>1.000</b>	<b>2-4</b>	<b>.500</b>	<b>0</b>	<b>0</b>	<b>0</b>	<b>0.0</b>	<b>3</b>	<b>2</b>	<b>1</b>	<b>0</b>	<b>0</b>	<b>12</b>	<b>1.7</b>

### Player Averages

Games Played	Minutes/game	Points/game	FG Pct	3FG Pct	FT Pct	Rebounds/game	Assists/game	Turnovers/game	Assist/Turnover ratio	Steals/game	Blocks/game
7	2.0	1.7	66.7	100.0	50.0	0.0	0.3	0.1	2.0	0.0	0.0

### 2022-23 GAME HIGHS

Points	4	2x, last vs. ECU (3/5/23)
Rebounds	N/A	-
Assists	1	2x, last vs. Tulsa (2/11/23)
Steals	N/A	-
Blocks	N/A	-
Field Goals Made	1	3x, last vs. ECU (3/5/23)
Field Goals Attempted	2	vs. Tulsa (2/11/23)
3-Point Field Goals Made	1	2x, last vs. ECU (3/5/23)
3-Point Field Goals Attempted	1	2x, last vs. ECU (3/5/23)
Free Throws Made	1	2x, last vs. ECU (3/5/23)
Free Throws Attempted	2	2x, last vs. ECU (3/5/23)

### SINGLE-GAME CAREER HIGHS

Points	4	2x, last vs. ECU (3/5/23)
Rebounds	N/A	-
Assists	1	2x, last vs. Tulsa (2/11/23)
Steals	N/A	-
Blocks	N/A	-
Field Goals Made	1	3x, last vs. ECU (3/5/23)
Field Goals Attempted	2	vs. Tulsa (2/11/23)
3-Point Field Goals Made	1	2x, last vs. ECU (3/5/23)
3-Point Field Goals Attempted	1	2x, last vs. ECU (3/5/23)
Free Throws Made	1	2x, last vs. ECU (3/5/23)
Free Throws Attempted	2	2x, last vs. ECU (3/5/23)

### CAREER STATS

SEASON	TEAM	GP-GS	MIN/AVG	Field Goals		3-Point		F-Throws		Rebounds				Scoring						
				FG-FGA	FG%	3FG-3FGA	3FG%	FT-FTA	FT%	OFF	DEF	TOT	AVG	PF	FO	A	TO	BLK	STL	PTS
2022-23	UCF	7-0	14/2.0	4-6	.667	2-2	1.000	2-4	.500	0	0	0	0.0	3-0	2	1	0	0	12	1.7
<b>TOTAL</b>		<b>7-0</b>	<b>14/2.0</b>	<b>4-6</b>	<b>.667</b>	<b>2-2</b>	<b>1.000</b>	<b>2-4</b>	<b>.500</b>	<b>0</b>	<b>0</b>	<b>0</b>	<b>0.0</b>	<b>3-0</b>	<b>2</b>	<b>1</b>	<b>0</b>	<b>0</b>	<b>12</b>	<b>1.7</b>



# 21 CJ Walker

Forward | 5th Year | 6-8 | 215  
Sanford, Fla. | Oak Ridge | Oregon

## WALKER NOTEBOOK

- Battled injuries throughout the 2022-23 season; the team announced he was out for the remainder of the season on 1/8
- Played in all 30 games for UCF during the 2021-22 season, starting in 19. He finished the regular season strong, averaging 15 points per game over the last three contests as opposed to 8.6 points per game on the year.
- Finished second in rebounding among Knights on the 2021-22 squad.
- Appeared in 21 of UCF's 23 games in 202-21, starting in 15 of them. Was tied for the team lead with five rebounds a game; increased his season total to 5.1 per game during league contests which was 15th among AAC players.
- Led the AAC with 1.7 blocked shots per game during the 2020-21 season; ranked 47th in the country in blocked shots per game.
- Transferred to UCF from Oregon after one year in Eugene (2019-20).
- Appeared in 28 games, starting in seven as a Duck, averaging four points per game his freshman season.
- Made his first career start against Boise State on 11/9/19, just after playing 11 minutes off the bench in his collegiate debut against Fresno State on 11/15/19.
- Was a five-star recruit with a scout grade of 92 according to ESPN.com. Was ranked 19th in ESPN's Top 100 of the 2019 recruiting class.

## COLLEGE PATH

19-20: Freshman - Oregon  
20-21: Sophomore - UCF  
21-22: Junior - UCF  
22-23: Senior - UCF  
23-24: 5th Year - UCF

## SOCIAL MEDIA

@cjwalker\_14  
@cjwalker\_14

## Did You Know?

Major: Communications  
Favorite pro athlete: Vince Carter  
Favorite pro team: Orlando Magic  
Pre-game ritual: Hot tub, stretch, eat a big meal  
Favorite movie: Friday  
Favorite TV show: The Boondocks  
Favorite music artist: Kodak Black  
Favorite food: Sushi  
Second favorite sport: Boxing  
Favorite off-day activity: Nap  
Fun fact: Can beatbox  
Hidden talent: Knows magic tricks

## GAME-BY-GAME STATS

Opponent	Date	Total			3-Pointers		Free throws		Rebounds				Other				
		GS	MIN	FG-FGA PCT	3FG-3FGA PCT	FT-FTA PCT	OFF	DEF	TOT	AVG	PF	A	TO	BLK	STL	PTS	AVG
Florida St.	11/11/2022		10:27	2-4 .500	1-1 1.000	1-2 .500	0	1	1	1.0	4	0	1	0	0	6	6.0
Western Ill.	11/14/2022		16:25	2-6 .333	1-3 .333	3-4 .750	0	5	5	3.0	1	1	2	1	1	8	7.0
vs Oklahoma St.	11/18/2022		29:01	1-6 .167	0-2 .000	0-0 .000	2	2	4	3.3	4	0	4	1	2	2	5.3
Miami (FL)	11/27/2022		20:33	2-3 .667	0-0 .000	0-2 .000	2	2	4	3.5	3	1	1	1	0	4	5.0
<b>Totals</b>		<b>0</b>	<b>76:26</b>	<b>7-19 .368</b>	<b>2-6 .333</b>	<b>4-8 .500</b>	<b>4</b>	<b>10</b>	<b>14</b>	<b>3.5</b>	<b>12</b>	<b>2</b>	<b>8</b>	<b>3</b>	<b>3</b>	<b>20</b>	<b>5.0</b>

## Player Averages

Games Played	Minutes/game	Points/game	FG Pct	3FG Pct	FT Pct	Rebounds/game	Assists/game	Turnovers/game	Assist/Turnover ratio	Steals/game	Blocks/game
4	19.1	5.0	36.8	33.3	50.0	3.5	0.5	2.0	0.3	0.8	0.8

## 2022-23 GAME HIGHS

Points	8	vs. Western Illinois (11/14/22)
Rebounds	5	vs. Western Illinois (11/14/22)
Assists	1	2x, last vs. Miami (11/27/22)
Steals	2	vs. Oklahoma State (11/18/22)
Blocks	1	3x, last vs. Miami (11/27/22)
Field Goals Made	2	3x, last vs. Miami (11/27/22)
Field Goals Attempted	6	2x, vs. Oklahoma State (11/18/22)
3-Point Field Goals Made	1	2x, last vs. Western Illinois (11/14/22)
3-Point Field Goals Attempted	3	vs. Western Illinois (11/14/22)
Free Throws Made	3	vs. Western Illinois (11/14/22)
Free Throws Attempted	4	vs. Western Illinois (11/14/22)

## SINGLE-GAME CAREER HIGHS

Points	19	at Tulsa (03/06/22)
Rebounds	16	at Tulane (03/03/22)
Assists	3	2x, last vs N.C. A&T (12/11/21)
Steals	3	2x, last at Memphis (2/1/21)
Blocks	4	3x, last vs. Tulane (2/12/21)
Field Goals Made	8	2x, last Tulsa (3/6/22)
Field Goals Attempted	14	at Tulsa (3/6/22)
3-Point Field Goals Made	2	Hawaii (12/7/19)
3-Point Field Goals Attempted	4	vs. South Florida (03/10/22)
Free Throws Made	6	2x, last vs Memphis (01/12/22)
Free Throws Attempted	10	Memphis (01/12/22)

## CAREER STATS

SEASON	TEAM	GP-GS	MIN/AVG	Field Goals		3-Point		F-Throws		Rebounds				Scoring						
				FG-FGA	FG%	3FG-3FGA	3FG%	FT-FTA	FT%	OFF	DEF	TOT	AVG	PF-FO	A	TO	BLK	STL	PTS	AVG
2019-20	Oregon	28-7	417/14.9	43-113	.381	9-31	.290	17-35	.486	22	49	71	2.5	58-2	8	23	15	11	112	4.0
2020-21	UCF	21-15	540/25.7	55-124	.444	2-14	.143	36-62	.581	34	70	104	5.0	46-1	19	28	36	19	148	7.0
2021-22	UCF	30-19	758/25.3	90-188	.479	13-35	.371	57-98	.582	47	123	170	5.7	49-0	29	29	26	8	250	8.3
2022-23	UCF	4-0	76/19.1	7-19	.368	2-6	.333	4-8	.500	4	10	14	3.5	12-0	2	8	3	3	20	5.0
<b>TOTAL FOR UCF</b>		<b>55-34</b>	<b>1374/25.0</b>	<b>152-331</b>	<b>.459</b>	<b>17-55</b>	<b>.309</b>	<b>97-168</b>	<b>.577</b>	<b>85</b>	<b>203</b>	<b>288</b>	<b>5.2</b>	<b>107-1</b>	<b>50</b>	<b>65</b>	<b>65</b>	<b>30</b>	<b>418</b>	<b>7.6</b>
<b>TOTAL</b>		<b>83-41</b>	<b>1792/21.6</b>	<b>195-444</b>	<b>.439</b>	<b>26-86</b>	<b>.302</b>	<b>114-203</b>	<b>.562</b>	<b>107</b>	<b>252</b>	<b>359</b>	<b>4.3</b>	<b>165-3</b>	<b>58</b>	<b>88</b>	<b>80</b>	<b>41</b>	<b>530</b>	<b>6.4</b>



# 22 Nils Machowski

Guard | Freshman | 6-3 | 180  
 Berlin, Germany | Paul-Natorp Gymnasium

## MACHOWSKI NOTEBOOK

- Spent time in the top tier of German basketball with Alba Berlin
- Won back-to-back U19 championships with Alba Berlin in 2022 and 2023
- Hit a game-winning, buzzer-beating, three-point shot to win the 2023 U19 championship
- Was the starting point guard on the 2022 German National Team in the U18 European Championship
- Spent time with the third division of German basketball with Bernau, where he averaged 38.5% from three-point land across 18 contests
- Nils' father, Sebastian Machowski, was a professional basketball player for 17 years, playing small forward in six different countries. One of his stops was Alba Berlin, the same club that his son went on to play for two and a half decades later. Sebastian is currently in his 17th year of coaching and is at the helm of PGE Spojnia Stargard, a team in the first division of Polish basketball.

## COLLEGE PATH

23-24: Freshman - UCF

## GAME-BY-GAME STATS

Did not play during the 2022-23 season.

## SOCIAL MEDIA

Instagram: @Nils.21  
 Twitter: @nilsftsc

## Did You Know?

- Major:** Communications / Minor in Sports Business
- Favorite pro athlete:** Mike James, Lorenzo Brown
- Favorite pro team:** Berlin
- Pre-game ritual:** Listen to music, meditate
- Favorite movie:** Pirates of the Caribbean
- Favorite TV show:** Prison Break
- Favorite music artist:** Rod Wave
- Favorite food:** Indian Food
- Second favorite sport:** Soccer
- Favorite off-day activity:** Go shopping
- Fun fact:** Can speak three languages
- Hidden talent:** Can play piano

## 2022-23 GAME HIGHS

Points	N/A	-
Rebounds	N/A	-
Assists	N/A	-
Steals	N/A	-
Blocks	N/A	-
Field Goals Made	N/A	-
Field Goals Attempted	N/A	-
3-Point Field Goals Made	N/A	-
3-Point Field Goals Attempted	N/A	-
Free Throws Made	N/A	-
Free Throws Attempted	N/A	-


## SINGLE-GAME CAREER HIGHS

Points	N/A	-
Rebounds	N/A	-
Assists	N/A	-
Steals	N/A	-
Blocks	N/A	-
Field Goals Made	N/A	-
Field Goals Attempted	N/A	-
3-Point Field Goals Made	N/A	-
3-Point Field Goals Attempted	N/A	-
Free Throws Made	N/A	-
Free Throws Attempted	N/A	-

## CAREER STATS

Has yet to play





# 24 Jaylin Sellers

Guard | Junior | 6-4 | 196

Columbus, Ga. | Carver Montgomery | Ball State

## SELLERS NOTEBOOK

- Named to the All-MAC Third Team in 2022-23 after being named to the MAC All-Freshman Team in 2021-22
- Was second on the team in scoring in 2022-23, averaging 13.5 points per game while pulling in 3.7 rebounds per contest and totaling 26 assists
- Shot 49% (144-for-294) from the field and 45% (54-for-120) from the three point line, ranking second in the MAC
- Snagged 21 steals which ranked him third on the team and added 16 blocks, also third on the team
- Had 23 games in which he scored double-digit points, including five where he scored over 20 points
- Recorded two double-doubles, scoring 18 points with 14 rebounds against Ind.-South Bend on 11/19/22 and 15 points with 11 rebounds at Toledo on 1/3/23
- Appeared in all 31 games, including five starts during his rookie season

## COLLEGE PATH

21-22: Freshman - Ball State  
 22-23: Sophomore - Ball State  
 23-24: Junior - UCF

## SOCIAL MEDIA

@rtsjaylin  
 @JaylinSellers

## CAREER HONORS

- All-MAC Third Team 2022-23
- MAC All-Freshman Team 2021-22

## Did You Know?

- Major: General Studies
- Favorite pro athlete: Anthony Edwards
- Favorite pro team: Atlanta Hawks
- Pre-game ritual: Workout and pray before the game
- Favorite movie: Love and Basketball
- Favorite TV show: Martin
- Favorite music artist: Rod Wave
- Favorite food: Hot lemon pepper wings
- Second favorite sport: Football
- Hidden talent: Good at playing football

## GAME-BY-GAME STATS

Opponent	Date	GS	MIN	Total		3-Pointers		Free throws		Rebounds				PF	A	TO	BLK	STL	PTS	AVG
				FG-FGA	PCT	3FG-3FGA	PCT	FT-FTA	PCT	OFF	DEF	TOT	AVG							
at Indiana St.	11/12/2022		19:20	1-4	.250	1-1	1.000	0-0	.000	0	3	3	3.0	2	0	2	0	0	3	3.0
at Omaha	11/16/2022	*	19:09	2-4	.500	0-0	.000	8-8	1.000	0	3	3	3.0	4	2	2	0	3	12	7.5
Ind.-South Bend	11/19/2022	*	30:38	7-10	.700	3-5	.600	1-2	.500	4	10	14	6.7	3	0	0	0	0	18	11.0
vs Vermont	11/25/2022	*	35:50	9-16	.563	2-3	.667	1-5	.200	3	2	5	6.3	0	1	0	0	0	21	13.5
vs Missouri St.	11/26/2022	*	29:02	2-7	.286	1-4	.250	2-2	1.000	0	2	2	5.4	1	0	1	0	0	7	12.2
vs San Jose St.	11/27/2022	*	29:29	1-3	.333	0-1	.000	4-4	1.000	1	0	1	4.7	3	0	0	0	0	6	11.2
at Duquesne	12/03/2022	*	32:07	7-11	.636	3-5	.600	5-5	1.000	2	1	3	4.4	3	0	2	0	1	22	12.7
at Eastern Ill.	12/07/2022	*	20:29	2-4	.500	1-1	1.000	4-5	.800	1	3	4	4.4	5	1	2	0	1	9	12.3
Evansville	12/10/2022	*	25:45	6-9	.667	3-4	.750	5-5	1.000	2	2	4	4.3	2	1	0	0	0	20	13.1
vs Illinois St.	12/17/2022	*	35:11	7-12	.583	3-3	1.000	7-8	.875	1	3	4	4.3	2	3	3	1	1	24	14.2
Ga. Southern	12/21/2022	*	38:35	5-12	.417	2-5	.400	5-8	.625	2	5	7	4.5	2	1	1	0	1	17	14.5
Chicago St.	12/28/2022	*	24:04	4-6	.667	2-4	.500	4-5	.800	1	1	2	4.3	4	1	2	1	3	14	14.4
at Toledo	01/03/2023	*	34:15	5-11	.455	3-6	.500	2-2	1.000	5	6	11	4.8	3	2	5	0	1	15	14.5
Akron	01/06/2023	*	37:45	4-13	.308	2-4	.500	3-4	.750	1	1	2	4.6	1	0	4	3	0	13	14.4
at Ohio	01/10/2023	*	33:17	3-8	.375	0-3	.000	0-1	.000	0	3	3	4.5	2	1	5	1	1	6	13.8
Miami (OH)	01/14/2023	*	36:56	7-16	.438	1-5	.200	0-0	.000	1	1	2	4.4	1	1	0	1	1	15	13.9
Western Mich.	01/17/2023	*	33:29	4-7	.571	1-2	.500	0-2	.000	1	2	3	4.3	1	0	2	1	0	9	13.6
at Kent St.	01/20/2023	*	27:50	4-11	.364	1-6	.167	2-2	1.000	0	0	0	4.1	2	0	2	0	1	11	13.4
Buffalo	01/24/2023	*	26:04	4-10	.400	2-4	.500	0-0	.000	1	2	3	4.0	3	2	2	2	1	10	13.3
at NIU	01/28/2023	*	20:32	3-6	.500	1-2	.500	2-4	.500	3	1	4	4.0	5	1	0	0	1	9	13.1
at Bowling Green	01/31/2023	*	29:24	3-4	.750	1-1	1.000	4-8	.500	0	2	2	3.9	0	0	1	1	0	11	13.0
at Akron	02/03/2023	*	33:54	7-11	.636	2-4	.500	1-1	1.000	1	1	2	3.8	4	1	1	1	0	17	13.1
at Central Mich.	02/07/2023	*	29:17	4-7	.571	2-4	.500	2-4	.500	1	3	4	3.8	3	2	2	0	0	12	13.1
Bowling Green	02/11/2023	*	23:41	5-7	.714	5-5	1.000	2-2	1.000	0	2	2	3.8	4	2	2	2	0	17	13.3
NIU	02/14/2023	*	31:09	5-12	.417	1-6	.167	2-2	1.000	0	2	2	3.7	1	0	0	1	1	13	13.2
at Western Mich.	02/18/2023	*	37:24	8-19	.421	4-9	.444	2-2	1.000	1	4	5	3.7	3	1	1	0	1	22	13.6
Kent St.	02/21/2023	*	19:19	7-9	.778	1-3	.333	5-5	1.000	0	2	2	3.7	4	0	1	0	0	20	13.8
at Eastern Mich.	02/25/2023	*	34:13	4-10	.400	2-5	.400	4-4	1.000	0	3	3	3.6	5	1	0	0	0	14	13.8
at Akron	02/28/2023	*	37:10	4-10	.400	1-2	.500	0-0	.000	1	5	6	3.7	2	0	1	1	2	9	13.7
Toledo	03/03/2023	*	34:40	6-14	.429	1-6	.167	1-3	.333	0	6	6	3.8	3	2	1	0	1	14	13.7
vs Ohio	03/09/2023	*	28:51	4-11	.364	2-7	.286	0-0	.000	0	1	1	3.7	0	0	4	0	0	10	13.5
<b>Totals</b>		<b>30</b>	<b>928:50</b>	<b>144-294</b>	<b>.490</b>	<b>54-120</b>	<b>.450</b>	<b>78-103</b>	<b>.757</b>	<b>33</b>	<b>82</b>	<b>115</b>	<b>3.7</b>	<b>78</b>	<b>26</b>	<b>49</b>	<b>16</b>	<b>21</b>	<b>420</b>	<b>13.5</b>

## Player Averages

Games Played	Minutes/game	Points/game	FG Pct	3FG Pct	FT Pct	Rebounds/game	Assists/game	Turnovers/game	Assist/Turnover ratio	Steals/game	Blocks/game
31	30.0	13.5	49.0	45.0	75.7	3.7	0.8	1.6	0.5	0.7	0.5

## 2022-23 GAME HIGHS

Points	24	vs. Illinois St. (12/17/22)
Rebounds	14	Ind.-South Bend (11/19/22)
Assists	3	vs. Illinois St. (12/17/22)
Steals	3	2x, last vs. Chicago St. (12/28/22)
Blocks	3	Akron (1/6/23)
FGs Made	9	Vermont (11/25/22)
FGs Attempted	19	at Western Mich. (2/18/23)
3-Pt. FGs Made	5	Bowling Green (2/11/23)
3-Pt. FGs Attempted	9	at Western Mich. (2/18/23)
FTs Made	8	at Omaha (11/16/22)
FTs Attempted	8	4x, last at Bowling Green (1/31/23)

## SINGLE-GAME CAREER HIGHS

Points	24	vs. Illinois St. (12/17/22)
Rebounds	14	Ind.-South Bend (11/19/22)
Assists	3	vs. Illinois St. (12/17/22)
Steals	4	Central Mich. (2/8/22)
Blocks	3	Akron (1/6/23)
FGs Made	9	Vermont (11/25/22)
FGs Attempted	19	at Western Mich. (2/18/23)
3-Pt. FGs Made	5	Bowling Green (2/11/23)
3-Pt. FGs Attempted	9	at Western Mich. (2/18/23)
FTs Made	8	at Omaha (11/16/22)
FTs Attempted	8	4x, last at Bowling Green (1/31/23)

## CAREER STATS

SEASON	TEAM	GP-GS	MIN/AVG	Field Goals		3-Point		F-Throws		Rebounds				Scoring						
				FG-FGA	FG%	3FG-3FGA	3FG%	FT-FTA	FT%	OFF	DEF	TOT	AVG	PF-FO	A	TO	BLK	STL	PTS	AVG
2021-22	BSU	31-5	588/19.0	81-147	.551	24-54	.444	21-32	.656	15	42	57	1.8	53-0	16	28	7	24	207	6.7
2022-23	BSU	31-30	929/30.0	144-294	.490	54-120	.450	78-103	.757	33	82	115	3.7	78-3	26	49	16	21	420	13.5
<b>TOTAL</b>		<b>62-35</b>	<b>1516/24.5</b>	<b>225-441</b>	<b>.510</b>	<b>78-174</b>	<b>.448</b>	<b>99-135</b>	<b>.733</b>	<b>48</b>	<b>124</b>	<b>172</b>	<b>2.8</b>	<b>131-3</b>	<b>42</b>	<b>77</b>	<b>23</b>	<b>45</b>	<b>627</b>	<b>10.1</b>





# 31 Thierno Sylla

Forward | Sophomore | 6-11 | 216  
 Conakry, Guinea | Royal Crown Academic School

## SYLLA NOTEBOOK

- Appeared in 27 games, coming off the bench in all of them and playing in 167 minutes in 2022-23, averaging 2.2 points and 1.1 rebounds per game
- Was 23-for-49 (46.9%) from the field, including going 12-of-33 (36.4%) from beyond the three-point arc
- Tallied 11 blocks, four assists and three steals on the season
- Scored a season-high 10 points twice (11/23/22 vs. Evansville, 2/11/23 vs. Tulsa)
- Had four games with two blocks
- Played in a season-high 19:32 of game time vs. Tulsa (2/11)
- Prior to UCF, played at Royal Crown Academic School in Ontario, Canada
- Named Defensive player of the year of the OSBA league along with a 1st team all-star nod as a senior
- Also played soccer, starting as a striker on varsity

## COLLEGE PATH

22-23: Freshman - UCF  
 23-24: Sophomore - UCF

## SOCIAL MEDIA

@itsthierno\_13

## Did You Know?

- Major: Business
- Favorite pro athlete: Kevin Durant
- Favorite pro team: Brooklyn Nets
- Pre-game ritual: Meditate
- Favorite movie: How High
- Favorite TV show: Boondocks
- Favorite music artist: Burna Boy
- Favorite food: Rice and plantains
- Second favorite sport: Soccer
- Favorite off-day activity: Going to the movies
- Hidden talent: Nice at playing soccer

## GAME-BY-GAME STATS

Opponent	Date	GS	MIN	Total		3-Pointers		Free throws		Rebounds				PF	A	TO	BLK	STL	PTS	AVG
				FG-FGA	PCT	3FG-3FGA	PCT	FT-FTA	PCT	OFF	DEF	TOT	AVG							
UNC Asheville	11/07/2022		03:08	2-3	.667	1-2	.500	0-0	.000	1	0	1	1.0	1	0	0	0	0	5	5.0
Western Ill.	11/14/2022		05:29	1-2	.500	1-2	.500	0-0	.000	0	1	1	1.0	2	1	0	1	0	3	4.0
vs Santa Clara	11/20/2022		06:08	2-3	.667	1-2	.500	0-0	.000	1	2	3	1.7	3	0	1	0	1	5	4.3
Evansville	11/23/2022		18:49	3-4	.750	2-3	.667	2-4	.500	1	3	4	2.3	3	0	1	2	0	10	5.8
Miami (FL)	11/27/2022		02:01	0-1	.000	0-1	.000	0-0	.000	0	0	0	1.8	0	0	0	0	0	0	4.6
Samford	12/04/2022		08:23	0-1	.000	0-1	.000	0-0	.000	0	1	1	1.7	1	0	1	0	0	0	3.8
Tarleton St.	12/11/2022		08:11	2-2	1.000	1-1	1.000	0-0	.000	1	0	1	1.6	1	1	0	1	1	5	4.0
at Ole Miss	12/14/2022		05:12	0-1	.000	0-1	.000	0-2	.000	0	0	0	1.4	0	0	1	0	0	0	3.5
vs Missouri	12/17/2022		02:26	0-0	.000	0-0	.000	0-0	.000	0	0	0	1.2	0	0	0	0	0	0	3.1
Stetson	12/21/2022		01:18	0-0	.000	0-0	.000	0-0	.000	0	0	0	1.1	0	0	0	0	0	0	2.8
Wichita St.	12/28/2022		02:13	0-1	.000	0-1	.000	0-0	.000	0	0	0	1.0	1	0	1	0	0	0	2.5
at Houston	12/31/2022		01:46	0-0	.000	0-0	.000	0-0	.000	0	0	0	0.9	0	0	0	0	0	0	2.3
at East Carolina	01/04/2023		02:27	0-0	.000	0-0	.000	0-0	.000	0	1	1	0.9	1	0	0	0	0	0	2.2
SMU	01/08/2023		06:11	2-2	1.000	2-2	1.000	0-0	.000	0	0	0	0.9	1	0	0	2	0	6	2.4
Memphis	01/11/2023		06:42	1-4	.250	0-1	.000	0-0	.000	2	0	2	0.9	2	0	0	1	0	2	2.4
at Tulane	01/14/2023		17:07	1-3	.333	0-2	.000	0-0	.000	1	5	6	1.3	4	0	3	2	1	2	2.4
at South Fla.	01/21/2023		06:52	0-0	.000	0-0	.000	0-0	.000	0	0	0	1.2	3	0	2	0	0	0	2.2
Temple	01/28/2023		05:55	1-4	.250	0-1	.000	0-0	.000	1	1	2	1.2	2	0	0	0	0	2	2.2
at Cincinnati	02/04/2023		01:55	0-1	.000	0-1	.000	0-0	.000	0	0	0	1.2	0	0	0	0	0	0	2.1
at Wichita St.	02/08/2023		16:42	2-5	.400	0-3	.000	0-0	.000	0	1	1	1.2	5	1	0	0	0	4	2.2
Tulsa	02/11/2023		19:32	4-6	.667	2-3	.667	0-0	.000	2	4	6	1.4	0	0	0	0	0	10	2.6
at Memphis	02/16/2023		00:50	0-0	.000	0-0	.000	0-0	.000	0	0	0	1.3	2	0	0	0	0	0	2.5
South Fla.	02/22/2023		04:18	0-1	.000	0-1	.000	0-0	.000	0	0	0	1.3	1	0	0	0	0	0	2.3
at Tulsa	02/26/2023		03:46	1-1	1.000	1-1	1.000	0-0	.000	0	0	0	1.2	1	0	0	2	0	3	2.4
East Carolina	03/05/2023		01:47	0-1	.000	0-1	.000	0-0	.000	0	0	0	1.2	0	1	0	0	0	0	2.3
at Florida	03/15/2023		02:36	1-1	1.000	1-1	1.000	0-0	.000	0	1	1	1.2	2	0	0	0	0	3	2.3
at Oregon	03/19/2023		06:18	0-2	.000	0-2	.000	0-0	.000	0	0	0	1.1	2	0	0	0	0	0	2.2
<b>Totals</b>		<b>0</b>	<b>168:02</b>	<b>23-49</b>	<b>.469</b>	<b>12-33</b>	<b>.364</b>	<b>2-6</b>	<b>.333</b>	<b>10</b>	<b>20</b>	<b>30</b>	<b>1.1</b>	<b>38</b>	<b>4</b>	<b>10</b>	<b>11</b>	<b>3</b>	<b>60</b>	<b>2.2</b>

## Player Averages

Games Played	Minutes/game	Points/game	FG Pct	3FG Pct	FT Pct	Rebounds/game	Assists/game	Turnovers/game	Assist/Turnover ratio	Steals/game	Blocks/game
27	6.2	2.2	46.9	36.4	33.3	1.1	0.1	0.4	0.4	0.1	0.4

## 2022-23 GAME HIGHS

Points	10	2x, last vs. Tulsa (2/11/23)
Rebounds	6	2x, last vs. Tulsa (2/11/23)
Assists	1	3x, last vs. ECU (3/5/23)
Steals	1	3x, last at Tulane (1/14/23)
Blocks	2	4x, last at Tulsa (2/26/23)
Field Goals Made	4	vs. Tulsa (2/11/23)
Field Goals Attempted	6	vs. Tulsa (2/11/23)
3-Point Field Goals Made	2	3x, last vs. Tulsa (2/11/23)
3-Point Field Goals Attempted	3	2x, last vs. Tulsa (2/11/23)
Free Throws Made	2	vs. Evansville (11/23/22)
Free Throws Attempted	4	vs. Evansville (11/23/22)

## SINGLE-GAME CAREER HIGHS

Points	10	2x, last vs. Tulsa (2/11/23)
Rebounds	6	2x, last vs. Tulsa (2/11/23)
Assists	1	3x, last vs. ECU (3/5/23)
Steals	1	3x, last at Tulane (1/14/23)
Blocks	2	4x, last at Tulsa (2/26/23)
Field Goals Made	4	vs. Tulsa (2/11/23)
Field Goals Attempted	6	vs. Tulsa (2/11/23)
3-Point Field Goals Made	2	3x, last vs. Tulsa (2/11/23)
3-Point Field Goals Attempted	3	2x, last vs. Tulsa (2/11/23)
Free Throws Made	2	vs. Evansville (11/23/22)
Free Throws Attempted	4	vs. Evansville (11/23/22)

## CAREER STATS

SEASON	TEAM	GP-GS	MIN/AVG	Field Goals		3-Point		F-Throws		Rebounds				Scoring						
				FG-FGA	FG%	3FG-3FGA	3FG%	FT-FTA	FT%	OFF	DEF	TOT	AVG	PF	FO	A	TO	BLK	STL	PTS
2022-23	UCF	27-0	168/6.2	23-49	.469	12-33	.364	2-6	.333	10	20	30	1.1	38-1	4	10	11	3	60	2.2
<b>TOTAL</b>		<b>27-0</b>	<b>168/6.2</b>	<b>23-49</b>	<b>.469</b>	<b>12-33</b>	<b>.364</b>	<b>2-6</b>	<b>.333</b>	<b>10</b>	<b>20</b>	<b>30</b>	<b>1.1</b>	<b>38-1</b>	<b>4</b>	<b>10</b>	<b>11</b>	<b>3</b>	<b>60</b>	<b>2.2</b>

## 2022-23 OVERALL STATISTICS

### Game Records

Record	Overall	Home	Away	Neutral
ALL GAMES	19-15	11-6	5-7	3-2
CONFERENCE	8-10	5-4	3-6	0-0
NON-CONFERENCE	11-5	6-2	2-1	3-2

### Score by Periods

Team	1st	2nd	OT	TOT
UCF	1077	1281	74	2432
Opponents	1063	1091	74	2228

### Team Box Score

No.	Player	Total			3-Point			F-Throw		Rebounds			PF			STL			PTS	AVG		
		GP-GS	MIN	AVG	FG-FGA	FG%	3FG-3FGA	3FG%	FT-FTA	FT%	OFF	DEF	TOT	AVG	PF	DQ	A	TO			BLK	STL
25	HENDRICKS, Taylor	34-34	1179:11	34.7	184-385	.478	61-155	.394	86-110	.782	80	157	237	7.0	68	2	46	48	59	31	515	15.1
13	KELLY, C.J.	34-26	1039:25	30.6	143-319	.448	67-173	.387	100-123	.813	17	104	121	3.6	79	1	95	81	22	50	453	13.3
12	HORTON, Ithiel	34-34	1052:43	31.0	150-399	.376	78-224	.348	40-48	.833	39	88	127	3.7	49	0	54	54	2	47	418	12.3
3	JOHNSON, Darius	25-22	773:04	30.9	89-231	.385	28-104	.269	43-50	.860	17	59	76	3.0	65	4	106	61	2	55	249	10.0
4	SUGGS, Brandon	32-8	618:54	19.3	66-141	.468	14-34	.412	65-85	.765	30	73	103	3.2	58	0	30	43	4	24	211	6.6
2	DURR, Michael	25-23	533:50	21.4	53-115	.461	1-8	.125	31-43	.721	57	57	114	4.6	64	5	21	20	23	6	138	5.5
21	WALKER, C.J.	4-0	76:26	19.1	7-19	.368	2-6	.333	4-8	.500	4	10	14	3.5	12	0	2	8	3	3	20	5.0
1	YOUNG, Jayhlon	33-12	632:38	19.2	44-118	.373	19-53	.358	40-49	.816	13	58	71	2.2	49	1	65	46	2	23	147	4.5
11	FREEMAN, Tyem	26-1	304:49	11.7	32-78	.410	5-20	.250	19-32	.594	16	42	58	2.2	15	0	27	15	0	5	88	3.4
0	THIOUNE, Lahat	34-10	455:49	13.4	40-85	.471	0-0	.000	9-14	.643	45	57	102	3.0	52	0	10	27	1	10	89	2.6
31	SYLLA, Thierno	27-0	168:02	6.2	23-49	.469	12-33	.364	2-6	.333	10	20	30	1.1	38	1	4	10	11	3	60	2.2
10	WARAKULNUKROH, Poohpha	7-0	14:14	2.0	4-6	.667	2-2	1.000	2-4	.500	0	0	0	0.0	3	0	2	1	0	0	12	1.7
5	EDWARDS, P.J.	19-0	125:55	6.6	13-35	.371	6-23	.261	0-0	.000	8	10	18	0.9	14	0	7	5	0	4	32	1.7
Team											57	62	119					33				
<b>Total</b>		<b>34</b>	<b>6975</b>		<b>848-1980</b>	<b>.428</b>	<b>295-835</b>	<b>.353</b>	<b>441-572</b>	<b>.771</b>	<b>393</b>	<b>797</b>	<b>1190</b>	<b>35.0</b>	<b>566</b>	<b>14</b>	<b>469</b>	<b>452</b>	<b>129</b>	<b>261</b>	<b>2432</b>	<b>71.5</b>
<b>Opponents</b>		<b>34</b>	<b>6975</b>		<b>779-1855</b>	<b>.420</b>	<b>221-720</b>	<b>.307</b>	<b>449-620</b>	<b>.724</b>	<b>353</b>	<b>777</b>	<b>1130</b>	<b>33.2</b>	<b>554</b>	<b>18</b>	<b>416</b>	<b>504</b>	<b>97</b>	<b>229</b>	<b>2228</b>	<b>65.5</b>

### Team Statistics

	UCF	OPP
<b>Scoring</b>	<b>2432</b>	<b>2228</b>
Points per game	71.5	65.5
Scoring margin	+6.0	-
<b>Field goals-att</b>	<b>848-1980</b>	<b>779-1855</b>
Field goal pct	.428	.420
<b>3 point fg-att</b>	<b>295-835</b>	<b>221-720</b>
3-point FG pct	.353	.307
3-pt FG made per game	8.7	6.5
<b>Free throws-att</b>	<b>441-572</b>	<b>449-620</b>
Free throw pct	.771	.724
F-Throws made per game	13.0	13.2
<b>Rebounds</b>	<b>1190</b>	<b>1130</b>
Rebounds per game	35.0	33.2
Rebounding margin	+1.8	-
<b>Assists</b>	<b>469</b>	<b>416</b>
Assists per game	13.8	12.2
<b>Turnovers</b>	<b>452</b>	<b>504</b>
Turnovers per game	13.3	14.8
Turnover margin	+1.5	-
Assist/turnover ratio	1.0	0.8
<b>Steals</b>	<b>261</b>	<b>229</b>
Steals per game	7.7	6.7
<b>Blocks</b>	<b>129</b>	<b>97</b>
Blocks per game	3.8	2.9
<b>Winning streak</b>	<b>0</b>	<b>-</b>
Home win streak	1	-
<b>Attendance</b>	<b>89664</b>	<b>65891</b>
Home games-Avg/Game	17-5274	12-5491
Neutral site-Avg/Game	-	5-4079

### Team Results

Date	Opponent	Score	Att.
11/07/2022	UNC Asheville	Lot2 95-98	4603
11/11/2022	Florida St.	W 68-54	6485
11/14/2022	Western Ill.	W 70-37	3940
11/18/2022	vs Oklahoma St.	Wot 60-56	687
11/20/2022	vs Santa Clara	W 57-50	714
11/23/2022	Evansville	W 76-56	3752
11/27/2022	Miami (FL)	L 64-66	5354
12/04/2022	Samford	Wot 80-77	4052
12/11/2022	Tarleton St.	W 75-49	3880
12/14/2022	at Ole Miss	W 72-61	5215
12/17/2022	vs Missouri	L 66-68	6897
12/21/2022	Stetson	W 73-58	4124
12/28/2022	Wichita St.	W 52-45	4225
12/31/2022	at Houston	L 65-71	7457
01/04/2023	at East Carolina	W 64-61	3675
01/08/2023	SMU	W 85-53	4576
01/11/2023	Memphis	Wot2 107-104	6812
01/14/2023	at Tulane	L 69-77	1634
01/21/2023	at South Fla.	L 72-85	5715
01/25/2023	Houston	L 71-82	9383
01/28/2023	Temple	Lot 70-77	4594
02/04/2023	at Cincinnati	L 64-73	10351
02/08/2023	at Wichita St.	W 72-67	6929
02/11/2023	Tulsa	W 96-52	6731
02/16/2023	at Memphis	L 63-64	10150
02/19/2023	Cincinnati	L 71-73	5213
02/22/2023	South Fla.	L 75-82	6736
02/26/2023	at Tulsa	W 68-49	4059
03/02/2023	at Temple	L 55-57	4664
03/05/2023	East Carolina	W 84-58	5204
03/09/2023	vs SMU	W 76-70	5986
03/10/2023	vs Memphis	L 76-81	6111
03/15/2023	at Florida	W 67-49	3023
03/19/2023	at Oregon	L 54-68	3019



## CONFERENCE STATISTICS

### Game Records

Record	Overall	Home	Away	Neutral
ALL GAMES	8-10	5-4	3-6	0-0
CONFERENCE	8-10	5-4	3-6	0-0
NON-CONFERENCE	0-0	0-0	0-0	0-0

### Score by Periods

Team	1st	2nd	OT	TOT
UCF	575	691	37	1303
Opponents	588	601	41	1230

### Team Box Score

No.	Player	Total			3-Point			F-Throw		Rebounds				PF DQ A TO BLK STL PTS AVG								
		GP-GS	MIN	AVG	FG-FGA	FG%	3FG-3FGA	3FG%	FT-FTA	FT%	OFF	DEF	TOT	AVG	PF	DQ	A	TO	BLK	STL	PTS	AVG
25	HENDRICKS, Taylor	18-18	628:39	34.9	99-202	.490	34-88	.386	53-65	.815	42	77	119	6.6	39	1	29	28	31	19	285	15.8
12	HORTON, Ithiel	18-18	578:60	32.2	83-220	.377	45-128	.352	29-33	.879	21	47	68	3.8	33	0	32	34	1	23	240	13.3
13	KELLY, C.J.	18-15	558:10	31.0	72-162	.444	35-91	.385	60-76	.789	8	50	58	3.2	43	0	52	43	15	27	239	13.3
3	JOHNSON, Darius	14-14	448:35	32.0	47-124	.379	17-61	.279	23-25	.920	12	33	45	3.2	40	2	58	28	2	28	134	9.6
4	SUGGS, Brandon	16-3	303:46	19.0	25-66	.379	7-21	.333	42-51	.824	12	35	47	2.9	25	0	14	21	1	12	99	6.2
2	DURR, Michael	10-9	239:60	24.0	21-57	.368	1-7	.143	15-20	.750	24	18	42	4.2	32	3	10	7	9	3	58	5.8
11	FREEMAN, Tyem	13-1	184:34	14.2	25-47	.532	4-12	.333	15-24	.625	11	28	39	3.0	10	0	19	10	0	2	69	5.3
1	YOUNG, Jayhlon	17-4	285:31	16.8	17-48	.354	8-20	.400	23-29	.793	5	34	39	2.3	25	1	28	19	1	15	65	3.8
0	THIOUNE, Lahat	18-8	252:05	14.0	22-45	.489	0-0	.000	5-6	.833	17	31	48	2.7	32	0	5	13	1	8	49	2.7
10	WARAKULNUKROH, Poohpha	3-0	06:58	2.3	3-4	.750	1-1	1.000	1-2	.500	0	0	0	0.0	3	0	2	1	0	0	8	2.7
5	EDWARDS, P.J.	12-0	89:40	7.5	11-31	.355	6-22	.273	0-0	.000	5	4	9	0.8	14	0	6	4	0	2	28	2.3
31	SYLLA, Thierno	15-0	98:03	6.5	12-29	.414	5-17	.294	0-0	.000	6	12	18	1.2	23	1	2	6	7	1	29	1.9
Team											35	32	67									
<b>Total</b>		<b>18</b>	<b>3675</b>		<b>437-1035</b>	<b>.422</b>	<b>163-468</b>	<b>.348</b>	<b>266-331</b>	<b>.804</b>	<b>198</b>	<b>401</b>	<b>599</b>	<b>33.3</b>	<b>319</b>	<b>8</b>	<b>257</b>	<b>227</b>	<b>68</b>	<b>140</b>	<b>1303</b>	<b>72.4</b>
<b>Opponents</b>		<b>18</b>	<b>3675</b>		<b>421-959</b>	<b>.439</b>	<b>115-366</b>	<b>.314</b>	<b>273-370</b>	<b>.738</b>	<b>183</b>	<b>421</b>	<b>604</b>	<b>33.6</b>	<b>294</b>	<b>8</b>	<b>219</b>	<b>267</b>	<b>49</b>	<b>123</b>	<b>1230</b>	<b>68.3</b>

### Team Statistics

	UCF	OPP
<b>Scoring</b>	<b>1303</b>	<b>1230</b>
Points per game	72.4	68.3
Scoring margin	+4.1	-
<b>Field goals-att</b>	<b>437-1035</b>	<b>421-959</b>
Field goal pct	.422	.439
<b>3 point fg-att</b>	<b>163-468</b>	<b>115-366</b>
3-point FG pct	.348	.314
3-pt FG made per game	9.1	6.4
<b>Free throws-att</b>	<b>266-331</b>	<b>273-370</b>
Free throw pct	.804	.738
F-Throws made per game	14.8	15.2
<b>Rebounds</b>	<b>599</b>	<b>604</b>
Rebounds per game	33.3	33.6
Rebounding margin	-0.3	-
<b>Assists</b>	<b>257</b>	<b>219</b>
Assists per game	14.3	12.2
<b>Turnovers</b>	<b>227</b>	<b>267</b>
Turnovers per game	12.6	14.8
Turnover margin	+2.2	-
Assist/turnover ratio	1.1	0.8
<b>Steals</b>	<b>140</b>	<b>123</b>
Steals per game	7.8	6.8
<b>Blocks</b>	<b>68</b>	<b>49</b>
Blocks per game	3.8	2.7
<b>Winning streak</b>	<b>1</b>	<b>-</b>
Home win streak	1	-
<b>Attendance</b>	<b>53474</b>	<b>54634</b>
Home games-Avg/Game	9-5942	9-6070
Neutral site-Avg/Game	-	0-0

### Team Results

Date	Opponent		Score	Att.
12/28/2022	Wichita St.	W	52-45	4225
12/31/2022	at Houston	L	65-71	7457
01/04/2023	at East Carolina	W	64-61	3675
01/08/2023	SMU	W	85-53	4576
01/11/2023	Memphis	Wot2	107-104	6812
01/14/2023	at Tulane	L	69-77	1634
01/21/2023	at South Fla.	L	72-85	5715
01/25/2023	Houston	L	71-82	9383
01/28/2023	Temple	Lot	70-77	4594
02/04/2023	at Cincinnati	L	64-73	10351
02/08/2023	at Wichita St.	W	72-67	6929
02/11/2023	Tulsa	W	96-52	6731
02/16/2023	at Memphis	L	63-64	10150
02/19/2023	Cincinnati	L	71-73	5213
02/22/2023	South Fla.	L	75-82	6736
02/26/2023	at Tulsa	W	68-49	4059
03/02/2023	at Temple	L	55-57	4664
03/05/2023	East Carolina	W	84-58	5204





## POSTSEASON STATISTICS (AAC TOURNAMNET & NIT)

### Game Records

Record	Overall	Home	Away	Neutral
ALL GAMES	2-2	0-0	1-1	1-1
CONFERENCE	0-0	0-0	0-0	0-0
NON-CONFERENCE	2-2	0-0	1-1	1-1

### Score by Periods

Team	1st	2nd	OT	TOT
UCF	117	156	0	273
Opponents	135	133	0	268

### Team Box Score

No.	Player	Total			3-Point			F-Throw		Rebounds				Other Stats								
		GP-GS	MIN	AVG	FG-FGA	FG%	3FG-3FGA	3FG%	FT-FTA	FT%	OFF	DEF	TOT	AVG	PF	DQ	A	TO	BLK	STL	PTS	AVG
13	KELLY, C.J.	4-4	144:49	36.2	29-51	.569	10-20	.500	15-17	.882	2	13	15	3.8	11	0	10	9	1	9	83	20.8
25	HENDRICKS, Taylor	4-4	148:42	37.2	19-47	.404	4-17	.235	4-7	.571	6	28	34	8.5	5	0	4	6	8	4	46	11.5
12	HORTON, Ithiel	4-4	127:55	32.0	18-54	.333	7-26	.269	2-2	1.000	5	12	17	4.3	4	0	8	5	0	8	45	11.3
3	JOHNSON, Darius	4-4	118:00	29.5	14-38	.368	3-17	.176	5-7	.714	3	10	13	3.3	11	1	14	16	0	10	36	9.0
4	SUGGS, Brandon	4-0	59:50	15.0	9-14	.643	2-4	.500	3-4	.750	1	8	9	2.3	8	0	2	5	2	2	23	5.8
2	DURR, Michael	4-4	78:57	19.7	8-16	.500	0-0	.000	7-8	.875	9	11	20	5.0	9	1	1	3	4	0	23	5.8
0	THIOUNE, Lahat	4-0	49:52	12.5	4-10	.400	0-0	.000	2-4	.500	13	6	19	4.8	5	0	2	2	0	1	10	2.5
31	SYLLA, Thierno	2-0	08:54	4.5	1-3	.333	1-3	.333	0-0	.000	0	1	1	0.5	4	0	0	0	0	0	3	1.5
1	YOUNG, Jayhlton	4-0	43:59	11.0	1-6	.167	1-4	.250	1-2	.500	1	2	3	0.8	2	0	5	2	0	2	4	1.0
11	FREEMAN, Tyem	3-0	16:24	5.5	0-3	.000	0-1	.000	0-0	.000	0	2	2	0.7	1	0	2	1	0	1	0	0.0
10	WARAKULNUKROH, Poohpha	1-0	01:08	1.1	0-1	.000	0-0	.000	0-0	.000	0	0	0	0.0	0	0	0	0	0	0	0	0.0
5	EDWARDS, P.J.	1-0	01:29	1.5	0-0	.000	0-0	.000	0-0	.000	0	0	0	0.0	0	0	0	0	0	0	0	0.0
<b>Team</b>											5	5	10				4					
<b>Total</b>		<b>4</b>	<b>800</b>		<b>103-243</b>	<b>.424</b>	<b>28-92</b>	<b>.304</b>	<b>39-51</b>	<b>.765</b>	<b>45</b>	<b>98</b>	<b>143</b>	<b>35.8</b>	<b>60</b>	<b>2</b>	<b>48</b>	<b>53</b>	<b>15</b>	<b>37</b>	<b>273</b>	<b>68.3</b>
<b>Opponents</b>		<b>4</b>	<b>800</b>		<b>96-225</b>	<b>.427</b>	<b>24-81</b>	<b>.296</b>	<b>52-69</b>	<b>.754</b>	<b>35</b>	<b>97</b>	<b>132</b>	<b>33.0</b>	<b>51</b>	<b>1</b>	<b>58</b>	<b>59</b>	<b>11</b>	<b>31</b>	<b>268</b>	<b>67.0</b>

### Team Statistics

	UCF	OPP
<b>Scoring</b>	<b>273</b>	<b>268</b>
Points per game	68.3	67.0
Scoring margin	+1.3	-
<b>Field goals-att</b>	<b>103-243</b>	<b>96-225</b>
Field goal pct	.424	.427
<b>3 point fg-att</b>	<b>28-92</b>	<b>24-81</b>
3-point FG pct	.304	.296
3-pt FG made per game	7.0	6.0
<b>Free throws-att</b>	<b>39-51</b>	<b>52-69</b>
Free throw pct	.765	.754
F-Throws made per game	9.8	13.0
<b>Rebounds</b>	<b>143</b>	<b>132</b>
Rebounds per game	35.8	33.0
Rebounding margin	+2.8	-
<b>Assists</b>	<b>48</b>	<b>58</b>
Assists per game	12.0	14.5
<b>Turnovers</b>	<b>53</b>	<b>59</b>
Turnovers per game	13.3	14.8
Turnover margin	+1.5	-
Assist/turnover ratio	0.9	1.0
<b>Steals</b>	<b>37</b>	<b>31</b>
Steals per game	9.3	7.8
<b>Blocks</b>	<b>15</b>	<b>11</b>
Blocks per game	3.8	2.8
<b>Winning streak</b>	<b>0</b>	<b>-</b>
Home win streak	0	-
<b>Attendance</b>	<b>0</b>	<b>6042</b>
Home games-Avg/Game	0-0	2-3021
Neutral site-Avg/Game	-	2-6049

### Team Results

Date	Opponent		Score	Att.
03/09/2023	vs SMU	W	76-70	5986
03/10/2023	vs Memphis	L	76-81	6111
03/15/2023	at Florida	W	67-49	3023
03/19/2023	at Oregon	L	54-68	3019

## UCF GAME-BY-GAME STATISTICS

Opponent	Date	Score		Total		3-Pointers		Free throws		Rebounds				PF	A	TO	BLK	STL	PTS	AVG
				FG-FGA	PCT	3FG-3FGA	PCT	FT-FTA	PCT	OFF	DEF	TOT	AVG							
UNC Asheville	11/07/2022	95-98	Lot2	37-81	.457	10-33	.303	11-15	.733	17	22	39	39.0	23	12	14	5	9	95	95.0
Florida St.	11/11/2022	68-54	W	25-63	.397	7-15	.467	11-16	.688	24	28	52	45.5	15	11	20	2	4	68	81.5
Western Ill.	11/14/2022	70-37	W	29-61	.475	6-21	.286	6-9	.667	9	29	38	43.0	13	11	8	6	7	70	77.7
vs Oklahoma St.	11/18/2022	60-56	Wot	18-59	.305	9-25	.360	15-17	.882	13	26	39	42.0	17	12	21	4	7	60	73.3
vs Santa Clara	11/20/2022	57-50	W	21-53	.396	10-28	.357	5-9	.556	8	25	33	40.2	14	16	14	2	5	57	70.0
Evansville	11/23/2022	76-56	W	26-52	.500	10-20	.500	14-18	.778	7	35	42	40.5	13	15	19	6	7	76	71.0
Miami (FL)	11/27/2022	64-66	L	24-53	.453	4-17	.235	12-17	.706	14	19	33	39.4	13	7	15	2	8	64	70.0
Samford	12/04/2022	80-77	Wot	24-55	.436	9-25	.360	23-34	.676	8	28	36	39.0	24	14	14	2	7	80	71.3
Tarleton St.	12/11/2022	75-49	W	26-50	.520	11-23	.478	12-18	.667	9	22	31	38.1	16	15	13	5	7	75	71.7
at Ole Miss	12/14/2022	72-61	W	27-63	.429	7-18	.389	11-14	.786	17	22	39	38.2	18	14	11	4	8	72	71.7
vs Missouri	12/17/2022	66-68	L	22-52	.423	13-28	.464	9-15	.600	10	19	29	37.4	12	17	15	3	10	66	71.2
Stetson	12/21/2022	73-58	W	29-60	.483	8-22	.364	7-8	.875	14	23	37	37.3	9	20	8	5	5	73	71.3
Wichita St.	12/28/2022	52-45	W	19-53	.358	5-22	.227	9-10	.900	14	20	34	37.1	11	14	9	5	8	52	69.8
at Houston	12/31/2022	65-71	L	21-54	.389	6-27	.222	17-20	.850	14	23	37	37.1	17	9	13	4	6	65	69.5
at East Carolina	01/04/2023	64-61	W	22-51	.431	5-15	.333	15-18	.833	10	28	38	37.1	20	10	13	2	2	64	69.1
SMU	01/08/2023	85-53	W	30-57	.526	10-25	.400	15-20	.750	14	24	38	37.2	17	16	12	4	5	85	70.1
Memphis	01/11/2023	107-104	Wot2	29-69	.420	16-35	.457	33-37	.892	17	24	41	37.4	25	19	18	6	4	107	72.3
at Tulane	01/14/2023	69-77	L	25-68	.368	9-33	.273	10-12	.833	11	31	42	37.7	22	18	18	6	7	69	72.1
at South Fla.	01/21/2023	72-85	L	23-55	.418	8-22	.364	18-25	.720	9	21	30	37.3	18	10	12	4	8	72	72.1
Houston	01/25/2023	71-82	L	23-53	.434	9-23	.391	16-19	.842	9	18	27	36.8	20	14	8	7	5	71	72.1
Temple	01/28/2023	70-77	Lot	23-58	.397	6-16	.375	18-25	.720	9	25	34	36.6	18	10	15	0	12	70	72.0
at Cincinnati	02/04/2023	64-73	L	23-54	.426	10-25	.400	8-11	.727	10	26	36	36.6	17	14	24	1	6	64	71.6
at Wichita St.	02/08/2023	72-67	W	24-63	.381	12-32	.375	12-15	.800	15	19	34	36.5	14	17	13	3	13	72	71.6
Tulsa	02/11/2023	96-52	W	37-67	.552	17-36	.472	5-6	.833	9	23	32	36.3	14	28	3	5	4	96	72.6
at Memphis	02/16/2023	63-64	L	20-62	.323	9-29	.310	14-17	.824	11	19	30	36.0	18	13	15	4	14	63	72.2
Cincinnati	02/19/2023	71-73	L	26-55	.473	8-21	.381	11-16	.688	10	14	24	35.6	14	10	9	1	7	71	72.2
South Fla.	02/22/2023	75-82	L	21-58	.362	11-31	.355	22-29	.759	9	17	26	35.2	25	14	11	4	10	75	72.3
at Tulsa	02/26/2023	68-49	W	25-57	.439	7-27	.259	11-14	.786	12	23	35	35.2	13	14	11	5	13	68	72.1
at Temple	03/02/2023	55-57	L	17-44	.386	6-23	.261	15-17	.882	3	20	23	34.8	19	12	10	3	7	55	71.6
East Carolina	03/05/2023	84-58	W	29-57	.509	9-26	.346	17-20	.850	12	26	38	34.9	17	15	13	4	9	84	72.0
vs SMU	03/09/2023	76-70	W	28-61	.459	8-19	.421	12-16	.750	9	22	31	34.8	10	19	6	4	9	76	72.1
vs Memphis	03/10/2023	76-81	L	27-65	.415	9-28	.321	13-17	.765	16	26	42	35.0	17	14	16	6	4	76	72.2
at Florida	03/15/2023	67-49	W	29-55	.527	6-15	.400	3-4	.750	10	29	39	35.1	11	9	18	3	13	67	72.1
at Oregon	03/19/2023	54-68	L	19-62	.306	5-30	.167	11-14	.786	10	21	31	35.0	22	6	13	2	11	54	71.5
<b>Total</b>		<b>2432</b>		<b>848-1980</b>	<b>.428</b>	<b>295-835</b>	<b>.353</b>	<b>441-572</b>	<b>.771</b>	<b>393</b>	<b>797</b>	<b>1190</b>	<b>35.0</b>	<b>566</b>	<b>469</b>	<b>452</b>	<b>129</b>	<b>261</b>	<b>2432</b>	<b>71.5</b>
Opponents		2228		779-1855	.420	221-720	.307	449-620	.724	353	777	1130	33.2	554	416	504	97	229	2228	65.5

## UCF Averages

Games Played	Points/game	FG Pct	3FG Pct	FT Pct	Rebounds/game	Assists/game	Turnovers/game	Assist/Turnover ratio	Steals/game	Blocks/game
34	71.5	42.8	35.3	77.1	35.0	13.8	13.3	1.0	7.7	3.8

**OPPONENT GAME-BY-GAME STATISTICS**

Opponent	Date	Score		Total		3-Pointers		Free throws		Rebounds										
				FG-FGA	PCT	3FG-3FGA	PCT	FT-FTA	PCT	OFF	DEF	TOT	AVG	PF	A	TO	BLK	STL	PTS	AVG
UNC Asheville	11/07/2022	95-98	Lot2	34-66	.515	11-29	.379	19-26	.731	12	30	42	42.0	20	13	19	6	8	98	98.0
Florida St.	11/11/2022	68-54	W	22-56	.393	6-19	.316	4-7	.571	7	15	22	32.0	19	12	13	3	10	54	76.0
Western Ill.	11/14/2022	70-37	W	15-54	.278	2-21	.095	5-11	.455	13	23	36	33.3	10	5	18	0	3	37	63.0
vs Oklahoma St.	11/18/2022	60-56	Wot	17-58	.293	2-20	.100	20-24	.833	16	26	42	35.5	19	13	18	8	7	56	61.3
vs Santa Clara	11/20/2022	57-50	W	18-59	.305	8-29	.276	6-11	.545	17	26	43	37.0	16	10	18	2	6	50	59.0
Evansville	11/23/2022	76-56	W	21-62	.339	7-25	.280	7-13	.538	9	23	32	36.2	14	9	14	1	9	56	58.5
Miami (FL)	11/27/2022	64-66	L	26-54	.481	6-19	.316	8-12	.667	13	15	28	35.0	18	14	15	1	8	66	59.6
Samford	12/04/2022	80-77	Wot	22-59	.373	9-28	.321	24-29	.828	9	25	34	34.9	28	12	10	3	5	77	61.8
Tarleton St.	12/11/2022	75-49	W	18-45	.400	3-12	.250	10-13	.769	6	19	25	33.8	19	7	16	0	3	49	60.3
at Ole Miss	12/14/2022	72-61	W	23-52	.442	6-18	.333	9-17	.529	12	20	32	33.6	15	14	15	9	5	61	60.4
vs Missouri	12/17/2022	66-68	L	23-46	.500	13-25	.520	9-13	.692	6	20	26	32.9	18	15	15	3	8	68	61.1
Stetson	12/21/2022	73-58	W	23-60	.383	9-28	.321	3-5	.600	15	17	32	32.8	13	15	7	1	3	58	60.8
Wichita St.	12/28/2022	52-45	W	14-40	.350	7-20	.350	10-13	.769	7	20	27	32.4	14	9	15	0	5	45	59.6
at Houston	12/31/2022	65-71	L	24-64	.375	6-19	.316	17-21	.810	19	22	41	33.0	15	10	8	4	9	71	60.4
at East Carolina	01/04/2023	64-61	W	20-57	.351	8-27	.296	13-22	.591	12	20	32	32.9	19	13	9	2	6	61	60.5
SMU	01/08/2023	85-53	W	20-45	.444	4-17	.235	9-16	.563	4	15	19	32.1	19	7	15	2	5	53	60.0
Memphis	01/11/2023	107-104	Wot2	35-69	.507	6-18	.333	28-31	.903	11	25	36	32.3	29	14	14	5	7	104	62.6
at Tulane	01/14/2023	69-77	L	24-57	.421	5-18	.278	24-27	.889	4	31	35	32.4	12	13	14	4	15	77	63.4
at South Fla.	01/21/2023	72-85	L	27-61	.443	11-31	.355	20-22	.909	15	26	41	32.9	20	18	16	5	6	85	64.5
Houston	01/25/2023	71-82	L	29-57	.509	11-27	.407	13-20	.650	16	22	38	33.2	17	18	10	4	2	82	65.4
Temple	01/28/2023	70-77	Lot	26-57	.456	8-23	.348	17-24	.708	9	28	37	33.3	16	19	17	5	8	77	66.0
at Cincinnati	02/04/2023	64-73	L	27-62	.435	7-23	.304	12-16	.750	9	20	29	33.1	15	16	13	3	16	73	66.3
at Wichita St.	02/08/2023	72-67	W	24-47	.511	4-16	.250	15-20	.750	7	26	33	33.1	15	14	18	4	6	67	66.3
Tulsa	02/11/2023	96-52	W	19-52	.365	5-24	.208	9-17	.529	14	20	34	33.2	8	9	16	0	1	52	65.7
at Memphis	02/16/2023	63-64	L	24-44	.545	2-8	.250	14-18	.778	4	29	33	33.2	17	8	24	3	10	64	65.6
Cincinnati	02/19/2023	71-73	L	29-53	.547	4-15	.267	11-15	.733	11	20	31	33.1	15	13	15	0	4	73	65.9
South Fla.	02/22/2023	75-82	L	28-53	.528	10-20	.500	16-25	.640	14	33	47	33.6	23	14	19	5	5	82	66.5
at Tulsa	02/26/2023	68-49	W	16-45	.356	5-18	.278	12-16	.750	7	22	29	33.4	10	11	16	1	8	49	65.9
at Temple	03/02/2023	55-57	L	18-49	.367	6-23	.261	15-21	.714	11	23	34	33.4	16	9	12	1	3	57	65.6
East Carolina	03/05/2023	84-58	W	17-47	.362	6-19	.316	18-26	.692	9	19	28	33.3	14	4	16	1	7	58	65.3
vs SMU	03/09/2023	76-70	W	26-60	.433	6-19	.316	12-13	.923	11	25	36	33.4	12	19	14	4	6	70	65.5
vs Memphis	03/10/2023	76-81	L	28-59	.475	9-19	.474	16-20	.800	6	21	27	33.2	16	17	9	5	9	81	66.0
at Florida	03/15/2023	67-49	W	19-59	.322	4-24	.167	7-10	.700	13	16	29	33.0	7	8	18	2	10	49	65.5
at Oregon	03/19/2023	54-68	L	23-47	.489	5-19	.263	17-26	.654	5	35	40	33.2	16	14	18	0	6	68	65.5
<b>Total</b>		<b>2228</b>		<b>779-1855</b>	<b>.420</b>	<b>221-720</b>	<b>.307</b>	<b>449-620</b>	<b>.724</b>	<b>353</b>	<b>777</b>	<b>1130</b>	<b>33.2</b>	<b>554</b>	<b>416</b>	<b>504</b>	<b>97</b>	<b>229</b>	<b>2228</b>	<b>65.5</b>
UCF		2432		848-1980	.428	295-835	.353	441-572	.771	393	797	1190	35.0	566	469	452	129	261	2432	71.5

**Opponents Averages**

Games Played	Points/game	FG Pct	3FG Pct	FT Pct	Rebounds/game	Assists/game	Turnovers/game	Assist/Turnover ratio	Steals/game	Blocks/game
34	65.5	42.0	30.7	72.4	33.2	12.2	14.8	0.8	6.7	2.9

## LEADERS

### Points

##	Player	G	Pts	Pts/G
25	Hendricks, Taylor	34	515	15.1
13	Kelly, C.J.	34	453	13.3
12	Horton, Ithiel	34	418	12.3
3	Johnson, Darius	25	249	10.0
4	Suggs, Brandon	32	211	6.6
1	Young, Jayhlon	33	147	4.5
2	Durr, Michael	25	138	5.5
0	Thioune, Lahat	34	89	2.6
11	Freeman, Tyem	26	88	3.4
31	Sylla, Thierno	27	60	2.2
5	Edwards, P.J.	19	32	1.7
21	Walker, C.J.	4	20	5.0
10	Warakulnukroh, Poohpha	7	12	1.7

### Scoring Average

##	Player	G	Pts	Pts/G
25	Hendricks, Taylor	34	515	15.1
13	Kelly, C.J.	34	453	13.3
12	Horton, Ithiel	34	418	12.3
3	Johnson, Darius	25	249	10.0
4	Suggs, Brandon	32	211	6.6
2	Durr, Michael	25	138	5.5
21	Walker, C.J.	4	20	5.0
1	Young, Jayhlon	33	147	4.5
11	Freeman, Tyem	26	88	3.4
0	Thioune, Lahat	34	89	2.6
31	Sylla, Thierno	27	60	2.2
10	Warakulnukroh, Poohpha	7	12	1.7
5	Edwards, P.J.	19	32	1.7

### Field Goal Percentage

##	Player	FG	Att	Pct
10	Warakulnukroh, Poohpha	4	6	.667
25	Hendricks, Taylor	184	385	.478
0	Thioune, Lahat	40	85	.471
31	Sylla, Thierno	23	49	.469
4	Suggs, Brandon	66	141	.468
2	Durr, Michael	53	115	.461
13	Kelly, C.J.	143	319	.448
11	Freeman, Tyem	32	78	.410
3	Johnson, Darius	89	231	.385
12	Horton, Ithiel	150	399	.376
1	Young, Jayhlon	44	118	.373
5	Edwards, P.J.	13	35	.371
21	Walker, C.J.	7	19	.368

### Field Goal Attempts

##	Player	G	Att	Att/G
12	Horton, Ithiel	34	399	11.7
25	Hendricks, Taylor	34	385	11.3
13	Kelly, C.J.	34	319	9.4
3	Johnson, Darius	25	231	9.2
4	Suggs, Brandon	32	141	4.4

### Field Goals Made

##	Player	G	Made	Made/G
25	Hendricks, Taylor	34	184	5.4
12	Horton, Ithiel	34	150	4.4
13	Kelly, C.J.	34	143	4.2
3	Johnson, Darius	25	89	3.6
4	Suggs, Brandon	32	66	2.1

### 3-Point FG Percentage

##	Player	3FG	Att	Pct
10	Warakulnukroh, Poohpha	2	2	1.000
4	Suggs, Brandon	14	34	.412
25	Hendricks, Taylor	61	155	.394
13	Kelly, C.J.	67	173	.387
31	Sylla, Thierno	12	33	.364
1	Young, Jayhlon	19	53	.358
12	Horton, Ithiel	78	224	.348
21	Walker, C.J.	2	6	.333
3	Johnson, Darius	28	104	.269
5	Edwards, P.J.	6	23	.261
11	Freeman, Tyem	5	20	.250
2	Durr, Michael	1	8	.125

### 3-Point FG Attempts

##	Player	G	Att	Att/G
12	Horton, Ithiel	34	224	6.6
13	Kelly, C.J.	34	173	5.1
25	Hendricks, Taylor	34	155	4.6
3	Johnson, Darius	25	104	4.2
1	Young, Jayhlon	33	53	1.6

### 3-Point FG Made

##	Player	G	Made	Made/G
12	Horton, Ithiel	34	78	2.3
13	Kelly, C.J.	34	67	2.0
25	Hendricks, Taylor	34	61	1.8
3	Johnson, Darius	25	28	1.1
1	Young, Jayhlon	33	19	0.6





**LEADERS**
**Free Throw Percentage**

##	Player	Made	Att	Pct
3	Johnson, Darius	43	50	.860
12	Horton, Ithiel	40	48	.833
1	Young, Jayhlon	40	49	.816
13	Kelly, C.J.	100	123	.813
25	Hendricks, Taylor	86	110	.782
4	Suggs, Brandon	65	85	.765
2	Durr, Michael	31	43	.721
0	Thioune, Lahat	9	14	.643
11	Freeman, Tyem	19	32	.594
21	Walker, C.J.	4	8	.500
10	Warakulnukroh, Poohpha	2	4	.500
31	Sylla, Thierno	2	6	.333

**Free Throw Attempts**

##	Player	G	Att	Att/G
13	Kelly, C.J.	34	123	3.6
25	Hendricks, Taylor	34	110	3.2
4	Suggs, Brandon	32	85	2.7
3	Johnson, Darius	25	50	2.0
1	Young, Jayhlon	33	49	1.5

**Free Throws Made**

##	Player	G	Made	Made/G
13	Kelly, C.J.	34	100	2.9
25	Hendricks, Taylor	34	86	2.5
4	Suggs, Brandon	32	65	2.0
3	Johnson, Darius	25	43	1.7
12	Horton, Ithiel	34	40	1.2

**Rebounds**

##	Player	G	Reb	Reb/G
25	Hendricks, Taylor	34	237	7.0
12	Horton, Ithiel	34	127	3.7
13	Kelly, C.J.	34	121	3.6
2	Durr, Michael	25	114	4.6
4	Suggs, Brandon	32	103	3.2

**Assists**

##	Player	G	Ast	Ast/G
3	Johnson, Darius	25	106	4.2
13	Kelly, C.J.	34	95	2.8
1	Young, Jayhlon	33	65	2.0
12	Horton, Ithiel	34	54	1.6
25	Hendricks, Taylor	34	46	1.4

**Rebounds Average**

##	Player	G	Reb	Reb/G
25	Hendricks, Taylor	34	237	7.0
2	Durr, Michael	25	114	4.6
12	Horton, Ithiel	34	127	3.7
13	Kelly, C.J.	34	121	3.6
21	Walker, C.J.	4	14	3.5

**Steals**

##	Player	G	Stl	Stl/G
3	Johnson, Darius	25	55	2.2
13	Kelly, C.J.	34	50	1.5
12	Horton, Ithiel	34	47	1.4
25	Hendricks, Taylor	34	31	0.9
4	Suggs, Brandon	32	24	0.8

**Offensive Rebounds**

##	Player	G	OReb	OReb/G
25	Hendricks, Taylor	34	80	2.4
2	Durr, Michael	25	57	2.3
0	Thioune, Lahat	34	45	1.3
12	Horton, Ithiel	34	39	1.1
4	Suggs, Brandon	32	30	0.9

**Blocked Shots**

##	Player	G	Blk	Blk/G
25	Hendricks, Taylor	34	59	1.7
2	Durr, Michael	25	23	0.9
13	Kelly, C.J.	34	22	0.6
31	Sylla, Thierno	27	11	0.4
4	Suggs, Brandon	32	4	0.1

**Defensive Rebounds**

##	Player	G	DReb	DReb/G
25	Hendricks, Taylor	34	157	4.6
13	Kelly, C.J.	34	104	3.1
12	Horton, Ithiel	34	88	2.6
4	Suggs, Brandon	32	73	2.3
3	Johnson, Darius	25	59	2.4

**Minutes**

##	Player	G	Min	Min/G
25	Hendricks, Taylor	34	1179	34:41
12	Horton, Ithiel	34	1053	30:58
13	Kelly, C.J.	34	1039	30:34
3	Johnson, Darius	25	773	30:55
1	Young, Jayhlon	33	633	19:10

**Fouls**

##	Player	G	PF	PF/G
13	Kelly, C.J.	34	79	2.3
25	Hendricks, Taylor	34	68	2.0
3	Johnson, Darius	25	65	2.6
2	Durr, Michael	25	64	2.6
4	Suggs, Brandon	32	58	1.8

**Turnovers**

##	Player	G	TO	TO/G
13	Kelly, C.J.	34	81	2.4
3	Johnson, Darius	25	61	2.4
12	Horton, Ithiel	34	54	1.6
25	Hendricks, Taylor	34	48	1.4
1	Young, Jayhlon	33	46	1.4

**Foul Outs**

##	Player	G	FO
2	Durr, Michael	25	5
3	Johnson, Darius	25	4
25	Hendricks, Taylor	34	2
13	Kelly, C.J.	34	1
1	Young, Jayhlon	33	1

## UCF GAME HIGHS

<b>POINTS</b>	107		Memphis (01/11/2023)
	96		Tulsa (02/11/2023)
	95		UNC Asheville (11/07/2022)
	85		SMU (01/08/2023)
	84		East Carolina (03/05/2023)
<b>FIELD GOALS MADE</b>	37		Tulsa (02/11/2023)
	37		UNC Asheville (11/07/2022)
<b>FIELD GOAL ATTEMPTS</b>	81		UNC Asheville (11/07/2022)
	69		Memphis (01/11/2023)
<b>FIELD GOAL PERCENTAGE</b>	.552	(37-67)	Tulsa (02/11/2023)
	.527	(29-55)	at Florida (03/15/2023)
<b>3 PT FG MADE</b>	17		Tulsa (02/11/2023)
	16		Memphis (01/11/2023)
<b>3 PT FG ATTEMPTS</b>	36		Tulsa (02/11/2023)
	35		Memphis (01/11/2023)
<b>3 PT FG PERCENTAGE</b>	.500	(10-20)	Evansville (11/23/2022)
	.478	(11-23)	Tarleton St. (12/11/2022)
<b>FREE THROWS MADE</b>	33		Memphis (01/11/2023)
	23		Samford (12/04/2022)
<b>FREE THROW ATTEMPTS</b>	37		Memphis (01/11/2023)
	34		Samford (12/04/2022)
<b>FREE THROW PERCENTAGE</b>	.900	(9-10)	Wichita St. (12/28/2022)
	.892	(33-37)	Memphis (01/11/2023)
<b>REBOUNDS</b>	52		Florida St. (11/11/2022)
	42		vs Memphis (N) (03/10/2023)
	42		at Tulane (01/14/2023)
	42		Evansville (11/23/2022)
<b>ASSISTS</b>	28		Tulsa (02/11/2023)
	20		Stetson (12/21/2022)
<b>STEALS</b>	14		at Memphis (02/16/2023)
	13		at Florida (03/15/2023)
	13		at Tulsa (02/26/2023)
	13		at Wichita St. (02/08/2023)
<b>BLOCKED SHOTS</b>	7		Houston (01/25/2023)
	6		vs Memphis (N) (03/10/2023)
	6		at Tulane (01/14/2023)
	6		Memphis (01/11/2023)
	6		Evansville (11/23/2022)
	6		Western Ill. (11/14/2022)
<b>TURNOVERS</b>	24		at Cincinnati (02/04/2023)
	21		vs Oklahoma St. (N) (11/18/2022)
<b>FOULS</b>	25		South Fla. (02/22/2023)
	25		Memphis (01/11/2023)



**OPPONENT GAME HIGHS**

<b>POINTS</b>	104		Memphis (01/11/2023)
	98		UNC Asheville (11/07/2022)
	85		at South Fla. (01/21/2023)
	82		South Fla. (02/22/2023)
	82		Houston (01/25/2023)
<b>FIELD GOALS MADE</b>	35		Memphis (01/11/2023)
	34		UNC Asheville (11/07/2022)
<b>FIELD GOAL ATTEMPTS</b>	69		Memphis (01/11/2023)
	66		UNC Asheville (11/07/2022)
<b>FIELD GOAL PERCENTAGE</b>	.547	(29-53)	Cincinnati (02/19/2023)
	.545	(24-44)	at Memphis (02/16/2023)
<b>3 PT FG MADE</b>	13		vs Missouri (N) (12/17/2022)
	11		Houston (01/25/2023)
	11		at South Fla. (01/21/2023)
	11		UNC Asheville (11/07/2022)
<b>3 PT FG ATTEMPTS</b>	31		at South Fla. (01/21/2023)
	29		vs Santa Clara (N) (11/20/2022)
	29		UNC Asheville (11/07/2022)
<b>3 PT FG PERCENTAGE</b>	.520	(13-25)	vs Missouri (N) (12/17/2022)
	.500	(10-20)	South Fla. (02/22/2023)
<b>FREE THROWS MADE</b>	28		Memphis (01/11/2023)
	24		at Tulane (01/14/2023)
	24		Samford (12/04/2022)
<b>FREE THROW ATTEMPTS</b>	31		Memphis (01/11/2023)
	29		Samford (12/04/2022)
<b>FREE THROW PERCENTAGE</b>	.923	(12-13)	vs SMU (N) (03/09/2023)
	.909	(20-22)	at South Fla. (01/21/2023)
<b>REBOUNDS</b>	47		South Fla. (02/22/2023)
	43		vs Santa Clara (N) (11/20/2022)
<b>ASSISTS</b>	19		vs SMU (N) (03/09/2023)
	19		Temple (01/28/2023)
<b>STEALS</b>	16		at Cincinnati (02/04/2023)
	15		at Tulane (01/14/2023)
<b>BLOCKED SHOTS</b>	9		at Ole Miss (12/14/2022)
	8		vs Oklahoma St. (N) (11/18/2022)
<b>TURNOVERS</b>	24		at Memphis (02/16/2023)
	19		South Fla. (02/22/2023)
	19		UNC Asheville (11/07/2022)
<b>FOULS</b>	29		Memphis (01/11/2023)
	28		Samford (12/04/2022)

## UCF GAME LOWS

<b>POINTS</b>	52		Wichita St. (12/28/2022)
	54		at Oregon (03/19/2023)
	55		at Temple (03/02/2023)
	57		vs Santa Clara (N) (11/20/2022)
	60		vs Oklahoma St. (N) (11/18/2022)
<b>FIELD GOALS MADE</b>	17		at Temple (03/02/2023)
	18		vs Oklahoma St. (N) (11/18/2022)
<b>FIELD GOAL ATTEMPTS</b>	44		at Temple (03/02/2023)
	50		Tarleton St. (12/11/2022)
<b>FIELD GOAL PERCENTAGE</b>	.305	(18-59)	vs Oklahoma St. (N) (11/18/2022)
	.306	(19-62)	at Oregon (03/19/2023)
<b>3 PT FG MADE</b>	4		Miami (FL) (11/27/2022)
	5		at Oregon (03/19/2023)
	5		at East Carolina (01/04/2023)
	5		Wichita St. (12/28/2022)
<b>3 PT FG ATTEMPTS</b>	15		at Florida (03/15/2023)
	15		at East Carolina (01/04/2023)
	15		Florida St. (11/11/2022)
<b>3 PT FG PERCENTAGE</b>	.167	(5-30)	at Oregon (03/19/2023)
	.222	(6-27)	at Houston (12/31/2022)
<b>FREE THROWS MADE</b>	3		at Florida (03/15/2023)
	5		Tulsa (02/11/2023)
	5		vs Santa Clara (N) (11/20/2022)
<b>FREE THROW ATTEMPTS</b>	4		at Florida (03/15/2023)
	6		Tulsa (02/11/2023)
<b>FREE THROW PERCENTAGE</b>	.556	(5-9)	vs Santa Clara (N) (11/20/2022)
	.600	(9-15)	vs Missouri (N) (12/17/2022)
<b>REBOUNDS</b>	23		at Temple (03/02/2023)
	24		Cincinnati (02/19/2023)
<b>ASSISTS</b>	6		at Oregon (03/19/2023)
	7		Miami (FL) (11/27/2022)
<b>STEALS</b>	2		at East Carolina (01/04/2023)
	4		vs Memphis (N) (03/10/2023)
	4		Tulsa (02/11/2023)
	4		Memphis (01/11/2023)
	4		Florida St. (11/11/2022)
<b>BLOCKED SHOTS</b>	0		Temple (01/28/2023)
	1		Cincinnati (02/19/2023)
	1		at Cincinnati (02/04/2023)
<b>TURNOVERS</b>	3		Tulsa (02/11/2023)
	6		vs SMU (N) (03/09/2023)
<b>FOULS</b>	9		Stetson (12/21/2022)
	10		vs SMU (N) (03/09/2023)



**OPPONENT GAME LOWS**

<b>POINTS</b>	37		Western Ill. (11/14/2022)
	45		Wichita St. (12/28/2022)
	49		at Florida (03/15/2023)
	49		at Tulsa (02/26/2023)
	49		Tarleton St. (12/11/2022)
<b>FIELD GOALS MADE</b>	14		Wichita St. (12/28/2022)
	15		Western Ill. (11/14/2022)
<b>FIELD GOAL ATTEMPTS</b>	40		Wichita St. (12/28/2022)
	44		at Memphis (02/16/2023)
<b>FIELD GOAL PERCENTAGE</b>	.278	(15-54)	Western Ill. (11/14/2022)
	.293	(17-58)	vs Oklahoma St. (N) (11/18/2022)
<b>3 PT FG MADE</b>	2		at Memphis (02/16/2023)
	2		vs Oklahoma St. (N) (11/18/2022)
	2		Western Ill. (11/14/2022)
<b>3 PT FG ATTEMPTS</b>	8		at Memphis (02/16/2023)
	12		Tarleton St. (12/11/2022)
<b>3 PT FG PERCENTAGE</b>	.095	(2-21)	Western Ill. (11/14/2022)
	.100	(2-20)	vs Oklahoma St. (N) (11/18/2022)
<b>FREE THROWS MADE</b>	3		Stetson (12/21/2022)
	4		Florida St. (11/11/2022)
<b>FREE THROW ATTEMPTS</b>	5		Stetson (12/21/2022)
	7		Florida St. (11/11/2022)
<b>FREE THROW PERCENTAGE</b>	.455	(5-11)	Western Ill. (11/14/2022)
	.529	(9-17)	Tulsa (02/11/2023)
	.529	(9-17)	at Ole Miss (12/14/2022)
<b>REBOUNDS</b>	19		SMU (01/08/2023)
	22		Florida St. (11/11/2022)
<b>ASSISTS</b>	4		East Carolina (03/05/2023)
	5		Western Ill. (11/14/2022)
<b>STEALS</b>	1		Tulsa (02/11/2023)
	2		Houston (01/25/2023)
<b>BLOCKED SHOTS</b>	0		at Oregon (03/19/2023)
	0		Cincinnati (02/19/2023)
	0		Tulsa (02/11/2023)
	0		Wichita St. (12/28/2022)
	0		Tarleton St. (12/11/2022)
	0		Western Ill. (11/14/2022)
<b>TURNOVERS</b>	7		Stetson (12/21/2022)
	8		at Houston (12/31/2022)
<b>FOULS</b>	7		at Florida (03/15/2023)
	8		Tulsa (02/11/2023)

## UCF PLAYER GAME HIGHS

<b>POINTS</b>	30		Ithiel Horton vs Memphis (01/11/2023)
	30		C.J. Kelly at East Carolina (01/04/2023)
	28		C.J. Kelly vs Memphis (N) (03/10/2023)
	28		Ithiel Horton vs South Fla. (02/22/2023)
	25		Taylor Hendricks vs East Carolina (03/05/2023)
	25		Taylor Hendricks at Tulsa (02/26/2023)
<b>FIELD GOALS MADE</b>	10		Taylor Hendricks at Tulsa (02/26/2023)
	10		Taylor Hendricks vs UNC Asheville (11/07/2022)
<b>FIELD GOAL ATTEMPTS</b>	20		Taylor Hendricks vs Stetson (12/21/2022)
	19		Taylor Hendricks vs UNC Asheville (11/07/2022)
<b>FIELD GOAL PERCENTAGE (min 5 made)</b>	.857	(6-7)	Taylor Hendricks vs Tarleton St. (12/11/2022)
	.857	(6-7)	Taylor Hendricks vs Samford (12/04/2022)
<b>3 PT FG MADE</b>	7		Ithiel Horton vs South Fla. (02/22/2023)
	6		Ithiel Horton vs Tulsa (02/11/2023)
	6		Ithiel Horton vs Missouri (N) (12/17/2022)
<b>3 PT FG ATTEMPTS</b>	14		Ithiel Horton vs South Fla. (02/22/2023)
	13		Ithiel Horton vs Missouri (N) (12/17/2022)
<b>3 PT FG PERCENTAGE (min 2 made)</b>	1.000	(3-3)	C.J. Kelly vs SMU (N) (03/09/2023)
	1.000	(3-3)	Taylor Hendricks vs Tarleton St. (12/11/2022)
	1.000	(2-2)	Jayhlon Young vs Memphis (01/11/2023)
	1.000	(2-2)	Tyem Freeman vs SMU (01/08/2023)
	1.000	(2-2)	Thierno Sylla vs SMU (01/08/2023)
	1.000	(2-2)	Brandon Suggs vs Evansville (11/23/2022)
<b>FREE THROWS MADE</b>	12		C.J. Kelly vs Memphis (01/11/2023)
	9		Ithiel Horton vs Memphis (01/11/2023)
<b>FREE THROW ATTEMPTS</b>	13		C.J. Kelly vs Memphis (01/11/2023)
	10		Brandon Suggs at South Fla. (01/21/2023)
	10		C.J. Kelly at East Carolina (01/04/2023)
<b>FREE THROW PERCENTAGE (min 3 made)</b>	1.000	(9-9)	Ithiel Horton vs Memphis (01/11/2023)
	1.000	(7-7)	Brandon Suggs vs Memphis (01/11/2023)
	1.000	(6-6)	C.J. Kelly vs SMU (N) (03/09/2023)
	1.000	(6-6)	Darius Johnson at Houston (12/31/2022)
	1.000	(6-6)	Darius Johnson vs Wichita St. (12/28/2022)
	1.000	(6-6)	Taylor Hendricks at Ole Miss (12/14/2022)
	1.000	(6-6)	C.J. Kelly vs Oklahoma St. (N) (11/18/2022)
	1.000	(6-6)	C.J. Kelly vs UNC Asheville (11/07/2022)
	1.000	(5-5)	Michael Durr at Temple (03/02/2023)
	1.000	(5-5)	Taylor Hendricks at Houston (12/31/2022)
	1.000	(4-4)	Michael Durr vs Memphis (N) (03/10/2023)
	1.000	(4-4)	Taylor Hendricks at Temple (03/02/2023)
	1.000	(4-4)	C.J. Kelly at Tulsa (02/26/2023)
	1.000	(4-4)	Ithiel Horton at Tulsa (02/26/2023)
	1.000	(4-4)	C.J. Kelly vs Cincinnati (02/19/2023)
	1.000	(4-4)	Brandon Suggs at Memphis (02/16/2023)
	1.000	(4-4)	C.J. Kelly at Tulane (01/14/2023)
1.000	(4-4)	Taylor Hendricks at East Carolina (01/04/2023)	
1.000	(4-4)	Jayhlon Young vs Samford (12/04/2022)	
1.000	(4-4)	Darius Johnson vs Miami (FL) (11/27/2022)	
<b>REBOUNDS</b>	12		Taylor Hendricks vs Oklahoma St. (N) (11/18/2022)
	12		Taylor Hendricks vs Florida St. (11/11/2022)
<b>ASSISTS</b>	10		Darius Johnson vs Tulsa (02/11/2023)
	10		Darius Johnson vs Stetson (12/21/2022)
<b>STEALS</b>	7		Darius Johnson at Wichita St. (02/08/2023)
	6		C.J. Kelly at Oregon (03/19/2023)
	6		Ithiel Horton at Tulsa (02/26/2023)
	6		Darius Johnson vs Missouri (N) (12/17/2022)
<b>BLOCKED SHOTS</b>	4		Taylor Hendricks vs Houston (01/25/2023)
	4		Taylor Hendricks vs Evansville (11/23/2022)
<b>TURNOVERS</b>	8		Darius Johnson vs Memphis (N) (03/10/2023)
	6		Jayhlon Young vs Florida St. (11/11/2022)



**OPPONENT PLAYER GAME HIGHS**

<b>POINTS</b>	42		Kendric Davis vs Memphis (01/11/2023)
	40		Drew Pember vs UNC Asheville (11/07/2022)
	35		DeAndre Williams vs Memphis (N) (03/10/2023)
	33		Kendric Davis vs Memphis (N) (03/10/2023)
	33		Tyler Harris at South Fla. (01/21/2023)
<b>FIELD GOALS MADE</b>	14		DeAndre Williams vs Memphis (N) (03/10/2023)
	12		Drew Pember vs UNC Asheville (11/07/2022)
<b>FIELD GOAL ATTEMPTS</b>	24		Zhuric Phelps vs SMU (N) (03/09/2023)
	23		DeAndre Williams vs Memphis (N) (03/10/2023)
	23		Kendric Davis vs Memphis (01/11/2023)
<b>FIELD GOAL PERCENTAGE (min 5 made)</b>	1.000	(7-7)	Ody Oguama vs Cincinnati (02/19/2023)
	1.000	(5-5)	Brandon Johnson at East Carolina (01/04/2023)
	1.000	(5-5)	Nick McMullen vs UNC Asheville (11/07/2022)
<b>3 PT FG MADE</b>	6		Tyler Harris at South Fla. (01/21/2023)
	5		Kendric Davis vs Memphis (N) (03/10/2023)
	5		Nick Honor vs Missouri (N) (12/17/2022)
<b>3 PT FG ATTEMPTS</b>	14		Tyler Harris at South Fla. (01/21/2023)
	14		Keshawn Justice vs Santa Clara (N) (11/20/2022)
<b>3 PT FG PERCENTAGE (min 2 made)</b>	1.000	(3-3)	Brandon Johnson at East Carolina (01/04/2023)
	.800	(4-5)	Ryan Conwell vs South Fla. (02/22/2023)
<b>FREE THROWS MADE</b>	21		Kendric Davis vs Memphis (01/11/2023)
	13		Tyler Harris at South Fla. (01/21/2023)
	13		Jermaine Marshall vs Samford (12/04/2022)
<b>FREE THROW ATTEMPTS</b>	23		Kendric Davis vs Memphis (01/11/2023)
	16		Jermaine Marshall vs Samford (12/04/2022)
<b>FREE THROW PERCENTAGE (min 3 made)</b>	1.000	(13-13)	Tyler Harris at South Fla. (01/21/2023)
	1.000	(10-10)	Jaylen Forbes at Tulane (01/14/2023)
	1.000	(9-9)	Khalif Battle vs Temple (01/28/2023)
	1.000	(6-6)	David DeJulius vs Cincinnati (02/19/2023)
	1.000	(6-6)	Viktor Lakhin at Cincinnati (02/04/2023)
	1.000	(6-6)	Lue Williams vs Tarleton St. (12/11/2022)
	1.000	(4-4)	Efe Odigie vs SMU (N) (03/09/2023)
	1.000	(4-4)	Jahlil White at Temple (03/02/2023)
	1.000	(4-4)	Brandon Betson at Tulsa (02/26/2023)
	1.000	(4-4)	Serrel Smith Jr. vs South Fla. (02/22/2023)
	1.000	(4-4)	Kalu Ezikpe vs Cincinnati (02/19/2023)
	1.000	(4-4)	James Rojas at Wichita St. (02/08/2023)
	1.000	(4-4)	Emanuel Sharp vs Houston (01/25/2023)
	1.000	(4-4)	Tylan Pope at Tulane (01/14/2023)
	1.000	(4-4)	Kevin Cross at Tulane (01/14/2023)
	1.000	(4-4)	Jamal Shead at Houston (12/31/2022)
	1.000	(4-4)	Carlos Stewart vs Santa Clara (N) (11/20/2022)
1.000	(4-4)	Kalib Boone vs Oklahoma St. (N) (11/18/2022)	
1.000	(4-4)	John-Michael Wright vs Oklahoma St. (N) (11/18/2022)	
1.000	(3-3)	Myreon Jones at Florida (03/15/2023)	
<b>REBOUNDS</b>	14		Moussa Cisse vs Oklahoma St. (N) (11/18/2022)
	13		Nate Bittle at Oregon (03/19/2023)
	13		DeAndre Williams vs Memphis (N) (03/10/2023)
	13		Russel Tchewa vs South Fla. (02/22/2023)
	13		Norchad Omier vs Miami (FL) (11/27/2022)
<b>ASSISTS</b>	10		Jamal Shead vs Houston (01/25/2023)
	8		Keeshawn Barthelemy at Oregon (03/19/2023)
	8		David DeJulius vs Cincinnati (02/19/2023)
	8		Javon Small at East Carolina (01/04/2023)
<b>STEALS</b>	5		Landers Nolley II at Cincinnati (02/04/2023)
	5		Sion James at Tulane (01/14/2023)
	5		Jalen Cook at Tulane (01/14/2023)
	5		Caleb Mills vs Florida St. (11/11/2022)
<b>BLOCKED SHOTS</b>	6		Moussa Cisse vs Oklahoma St. (N) (11/18/2022)
	5		Malique Ewin at Ole Miss (12/14/2022)
<b>TURNOVERS</b>	8		DeAndre Williams at Memphis (02/16/2023)

NUMERICAL ROSTER						
No.	Name	Pos.	Ht.	Wt.	Yr.	Hometown / High School (Previous School)
0	Charlie May	G	6-5	183	R-Fr.	Boca Raton, Fla. (St. Andrews School)
1	Antwann Jones	G	6-6	215	5th	Orlando, Fla. / Oak Ridge (Louisiana/Creighton/Memphis)
2	Shemarri Allen	G	6-4	190	5th	Arden, N.C. / T.C. Roberson (UMKC/Cowley CC)
3	Darius Johnson	G	6-1	200	Jr.	Boyd's, Md. / Episopal [Va.]
4	Comeh Emuobor	G	6-5	205	Fr.	Raleigh, N.C. / Brewster Academy
5	Omar Payne	F	6-10	228	5th	Kissimmee, Fla. / Montverde Academy (Jacksonville/Illinois/Florida)
10	Mintautas Mockus	G/F	6-7	191	Fr.	Klaipeda, Lithuania / Klaipeda Vetrunges Gymnasium
11	Ibrahima Diallo	F	7-0	246	5th	Saly, Senegal / Prolific Prep [Calif.] (San Jose State/Ohio State)
12	DeMarr Langford Jr.	G	6-5	230	Sr.	Worcester, Mass. / Brewster Academy (Boston College)
13	Marchelus Avery	F	6-7	210	Sr.	Richmond, Va./Central Pointe (New Mexico State/NW Florida State)
14	Michael Kalina	G	6-1	174	R-Fr.	Boca Raton, Fla. / North Broward Prep
15	Tyler Hendricks	G	6-6	190	R-Fr.	Fort Lauderdale, Fla. / Calvary Christian Academy
20	Poohpha Warakulnukroh	G	5-11	177	R-So.	Bangkok, Thailand / Montverde Academy
21	C.J. Walker	F	6-8	215	5th	Sanford, Fla. / Oak Ridge (Oregon)
22	Nils Machowski	G	6-3	180	Fr.	Berlin, Germany / Paul-Natorp Gymnasium
24	Jaylin Sellers	G	6-4	196	Jr.	Columbus, Ga. /Carver Montgomery (Ball State)
31	Thierno Sylla	F	6-11	216	So.	Conakry, Guinea / Royal Crown Academic School

BREAKDOWN BY CLASS	
<b>5th Year</b>	Shemarri Allen (G) Ibrahima Diallo (F) Antwann Jones (G) Omar Payne (F) C.J. Walker (F)
<b>Sophomore</b>	Thierno Sylla (F) Poohpha Warakulnukroh (G) ^
<b>Freshman</b>	Comeh Emuobor (G) Tyler Hendricks (G) ^
<b>Senior</b>	Marchelus Avery (F) DeMarr Langford Jr. (G)
<b>Junior</b>	Darius Johnson (G) Jaylin Sellers (G)
	Michael Kalina (G) ^ Nils Machowski (G) Charlie May (G) ^ Mintautas Mockus (G/F)
	* - Have utilized a redshirt

ALPHABETICAL ROSTER						
No.	Name	Pos.	Ht.	Wt.	Yr.	Hometown / High School (Previous School)
2	Shemarri Allen	G	6-4	190	5th	Arden, N.C. / T.C. Roberson (UMKC/Cowley CC)
13	Marchelus Avery	F	6-7	210	Sr.	Richmond, Va./Central Pointe (New Mexico State/NW Florida State)
11	Ibrahima Diallo	F	7-0	246	5th	Saly, Senegal / Prolific Prep [Calif.] (San Jose State/Ohio State)
4	Comeh Emuobor	G	6-5	205	Fr.	Raleigh, N.C. (Brewster Academy)
15	Tyler Hendricks	G	6-6	190	R-Fr.	Fort Lauderdale, Fla. / Calvary Christian Academy
1	Antwann Jones	G	6-6	215	5th	Orlando, Fla. / Oak Ridge (Louisiana/Creighton/Memphis)
3	Darius Johnson	G	6-1	200	Jr.	Boyd's, Md. (Episopal [Va.])
14	Michael Kalina	G	6-1	174	R-Fr.	Boca Raton, Fla. / North Broward Prep
12	DeMarr Langford Jr.	G	6-5	230	Sr.	Worcester, Mass. / Brewster Academy (Boston College)
22	Nils Machowski	G	6-3	180	Fr.	Berlin, Germany / Paul-Natorp Gymnasium
0	Charlie May	G	6-5	183	R-Fr.	Boca Raton, Fla. (St. Andrews School)
10	Mintautas Mockus	G/F	6-7	191	Fr.	Klaipeda, Lithuania / Klaipeda Vetrunges Gymnasium
5	Omar Payne	F	6-10	228	5th	Kissimmee, Fla. / Montverde Academy (Jacksonville/Illinois/Florida)
24	Jaylin Sellers	G	6-4	196	Jr.	Columbus, Ga. / Carver Montgomery (Ball State)
31	Thierno Sylla	F	6-11	216	So.	Conakry, Guinea / Royal Crown Academic School
21	C.J. Walker	F	6-8	215	5th	Sanford, Fla. / Oak Ridge (Oregon)
20	Poohpha Warakulnukroh	G	5-11	177	R-So.	Bangkok, Thailand / Montverde Academy

BREAKDOWN BY LOCATION	
<b>Florida</b>	5
C.J. Walker (Sanford)	
Michael Kalina (Boca Raton)	
Tyler Hendricks (Fort Lauderdale)	
Charlie May (Boca Raton)	
Antwann Jones (Orlando)	
Omar Payne (Kissimmee)	
<b>North Carolina</b>	2
Shemarri Allen (Arden)	
Comeh Emuobor (Raleigh)	
<b>Georgia</b>	1
Jaylin Sellers (Columbus)	
<b>Maryland</b>	1
Darius Johnson (Boyd's)	
<b>Massachusetts</b>	1
DeMarr Langford Jr. (Worcester)	
<b>Virginia</b>	1
Marchelus Avery (Richmond)	
<b>International Knights</b>	
<b>Germany</b>	1
Nils Machowski (Berlin)	
<b>Guinea</b>	1
Thierno Sylla (Conakry)	
<b>Lithuania</b>	1
Mintautas Mockus (Klaipeda)	
<b>Senegal</b>	1
Ibrahima Diallo (Saly)	
<b>Thailand</b>	1
Poohpha Warakulnukroh (Bangkok)	

**COACHING STAFF**

**Head Coach:** Johnny Dawkins (Duke, 1986) - Eighth Season  
**Assistant Coach:** Kevin Norris (Miami, 1998) - Eighth Season  
**Assistant Coach:** Robbie Laing (Troy, 1982) - Eighth Season  
**Assistant Coach:** Mamadou N'Diaye (Auburn, 2000) - Third Season  
**Assistant Coach/Recruiting Coordinator:** Tyson Waterman (Winthrop, 2000) - First Season  
**Assistant Coach:** Ben Witherspoon (Embry-Riddle, 2006) - Second Season  
**Director of Player Development:** Kelvin Johnson (Richmond, 1985) - Seventh Season  
**Director of Operations:** Jaycob Ammerman (Flagler, 2013) - Eighth Season  
**Assistant Director of Operations:** Morgan Leonard (UCF, 2018) - Fifth Season  
**Athletic Trainer:** Raymond Chiu (Texas, 2015) - Fifth Season  
**Head Strength Coach:** Charles Stephenson (Virginia, 1989) - Third Season  
**Assoc. Director of Equipment:** John Whitford (Manchester, 1995) - 21st Season

PRONUNCIATION GUIDE				
#	Player Name	First Name	Last Name	Notes
4	Comeh Emuobor	Comb-AY	Eh-mo-bor	--
5	Omar Payne	--	Pain	--
10	Mintautas Mockus	Min-toe-tuss	Motz-kuss	--
11	Ibrahima Diallo	EE-bruh-heem-uh	--	--
13	Marchelus Avery	Mar-chell-us	--	--
14	Michael Kalina	--	Kuh-leen-uh	--
20	Poohpha Warakulnukroh	Pooh-pa	War-uh-COOL-nuh-crow	--
22	Nils Machowski	Kneels	Mah-hov-ski	--
31	Thierno Sylla	Tee-air-no	Sill-uh	--
AC	Robbie Laing	--	Lang	Hard A
AC	Mamadou N'Diaye	Mom-uh-doo	N-jai	Rhymes with try and dry
DOBO	Jaycob Ammerman	Jacob	Am-err-man	Like hammer, but without "H"
AT	Raymond Chiu	--	Chew	--


BREAKDOWN BY HEIGHT	
Ibrahima Diallo	7'0"
Thierno Sylla	6'11"
Omar Payne	6'10"
C.J. Walker	6'8"
Marchelus Avery	6'7"
Mintautas Mockus	6'7"
Tyler Hendricks	6'6"
Antwann Jones	6'6"
Comeh Emuobor	6'5"
DeMarr Langford Jr.	6'5"
Charlie May	6'5"
Shemarri Allen	6'4"
Jaylin Sellers	6'4"
Nils Machowski	6'3"
Darius Johnson	6'1"
Michael Kalina	6'1"
Poohpha Warakulnukroh	5'11"



**TV ROSTER**



**#0 - Charlie May**  
G • R-Fr. • 6-5  
Boca Raton, Fla.



**#1 - Antwann Jones**  
G • 5th • 6-6  
Orlando, Fla.



**#2 - Shemarri Allen**  
G • 5th • 6-4  
Arden, N.C.



**#3 - Darius Johnson**  
G • Jr. • 6-1  
Boysds, Md.



**#4 - Comeh Emuobor**  
G • Fr. • 6-5  
Raleigh, N.C.



**#5 - Omar Payne**  
F • 5th • 6-10  
Kissimmee, Fla.



**#10 - Mintautas Mockus**  
G/F • Fr. • 6-7  
Klaipeda, Lithuania



**#11 - Ibrahima Diallo**  
F • 5th • 7-0  
Saly, Senegal



**#12 - DeMarr Langford Jr.**  
G • Sr. • 6-5  
Worcester, Mass.



**#13 - Marchelus Avery**  
F • Sr. • 6-7  
Richmond, Va.



**#14 - Michael Kalina**  
G • R-Fr. • 6-1  
Boca Raton, Fla.



**#15 - Tyler Hendricks**  
G • R-Fr. • 6-6  
Fort Lauderdale, Fla.



**#20 - Poohpha Warakulnukroh**  
G • R-So. • 5-11  
Bangkok, Thailand



**#21 - C.J. Walker**  
F • 5th. • 6-8  
Sanford, Fla.



**#22 - Nils Machowski**  
G • Fr. • 6-3  
Berlin, Germany



**#24 - Jaylin Sellers**  
G • Jr. • 6-4  
Columbus, Ga.



**#31 - Thierno Sylla**  
F • So. • 6-11  
Conakry, Guinea

**Coaching Staff**



**Johnny Dawkins**  
Head Coach  
Eighth Season



**Kevin Norris**  
Assistant Coach  
Eighth Season



**Robbie Laing**  
Assistant Coach  
Eighth Season



**Mamadou N'Diaye**  
Assistant Coach  
Third Season



**Tyson Waterman**  
Assistant Coach/  
Recruiting Coordinator  
First Season



**Ben Witherspoon**  
Assistant Coach  
Second Season