

# 2023-24 UCF Men's Basketball Media Guide

## TABLE OF CONTENTS

### TEAM INFORMATION

Table of Contents/Quick Facts	1
Preseason Outlook	2-3
Big 12 Bound - UCF Conference History	4
2023-24 Roster	5
TV/Radio Roster	6
2023-24 Schedule	7
Opponent Information	8

### MEDIA INFORMATION

Media Information	10
Media Outlets	11

### THE SQUAD

Charlie May	14-15
Antwann Jones	16-17
Shemarri Allen	18-19
Darius Johnson	20-21
Comeh Emuobor	22-23
Omar Payne	24-25
Mintautas Mockus	26-27
Ibrahima Diallo	28-29
DeMarr Langford Jr.	30-31
Marchelus Avery	32-33
Michael Kalina	34-35
Tyler Hendricks	36-37
Poohpha Warakulnukroh	38-39
C.J. Walker	40-41
Nils Machowski	42-43
Jaylin Sellers	44-45
Thierno Sylla	46-47

### THE STAFF

Johnny Dawkins	49-52
Kevin Norris	53
Robbie Laing	54
Mamadou N'Diaye	55
Tyson Waterman	56
Ben Witherspoon	57
Support Staff	58-59

### 2022-23 REVIEW

Results	61
UCF in the NCAA NET and Other Rankings	62
Overall Statistics	63
Conference Statistics	64
Postseason Statistics	65
Category Leaders	66-67
Game-by-Game Statistics	68
Opponent Game-by-Game Statistics	69
Game Highs and Lows	70
Taylor Hendricks - UCF's First One-and-Done	71
Box Score and Recaps	72-88
American Athletic Conference Review	89
Big 12 Conference Review	90
Big 12 Conference Notes and Ranking Summary	91

### HISTORY AND RECORDS

Annual Results	93-95
Annual Leaders	96-97
Coaching History	98
Year-by-Year Results	99-107
All-Time Series History vs. Big 12 Opponents	108
All-Time Series History vs. Non-Big 12	109-117
In-Season Tournament Results	118
Conference Tournament History	119
Postseason History	120
NCAA Tournament History	121
NIT and CBI History	122
Individual Records	123-125
Freshman Records	126
Team Records	127-128
Miscellaneous Records	129
Ranking History	130
1,000 Point Club	131
Addition Financial Arena	132
Honors and Awards	133-134
All-Time Roster	135-138
Knights in the Pros	139-141

### THIS IS UCF

University of Central Florida	143
Alexander N. Cartwright	144
Terry Mohajir	145-146
Big 12 Conference	147
Space U	148-149
Spirit Splash	150



Pictured from left to right: C.J. Walker, Darius Johnson, Shemarri Allen

## QUICK FACTS

### GENERAL INFORMATION

School	University of Central Florida
Location	Orlando, Fla.
Founded	1963
Enrollment	68,000+
Nickname	Knights
Colors	Black and Gold
Conference	Big 12
President	Alexander Cartwright
Director of Athletics	Terry Mohajir
Athletics Phone	(407) 823-2261
Ticket Office	(407) 823-1000

### ADDITION FINANCIAL ARENA

Capacity	10,000
Year Opened	2007
Press Row Phone	(954) 531-4322

### BASKETBALL HISTORY

First Year of Basketball	1969-70 (55th)
First Year in Division I	1984-85 (40th)
First Year in Big 12	2023-24 (1st)
All-Time Record	827-675/880-675*
NCAA Tournaments/Last	Five/2019
* 2008-09 (17-14), 2009-10 (15-17), 2010-11 (21-12) victories vacated due to NCAA sanctions	

### TEAM INFORMATION

2022-23 Record	19-15
Conference Record/Finish (AAC)	8-10/7th
Home Record	11-6
Road Record	5-7
Neutral Record	3-2
Conference Tournament	Quarterfinals
Postseason	NIT Second Round
Starters Returning/Lost	1/4
Players Returning/Lost	7/9
Newcomers	10

### COACH INFORMATION

Head Coach	Johnny Dawkins
Alma Mater	Duke, 1986
Career Record	287-202 (16th season)
UCF Record	131-87 (8th season)
NCAA Tournaments/Last	2/2018-19
NITs/Last	5/2022-23
Championships	2012 NIT, 2015 NIT

**KNIGHTS**  
MEN'S BASKETBALL

2023-24 MEMBERS

- ARIZONA
- ARIZONA STATE
- BAYLOR
- CAL STATE FULLERTON
- CAL STATE LOS ANGELES
- CAL STATE SACRAMENTO
- CINCINNATI
- CONNECTICUT
- FLORIDA A&M
- HOUSTON
- ILLINOIS
- INDIANA
- IOWA STATE
- KANSAS
- KANSAS STATE
- LIPSOMB
- MICHIGAN STATE
- MINNESOTA
- MISSOURI
- NEBRASKA
- NEVADA
- NEW MEXICO
- NEW YORK
- OHIO STATE
- OKLAHOMA
- OKLAHOMA STATE
- OREGON
- OREGON STATE
- PENNSYLVANIA STATE
- TEXAS
- TEXAS TECH
- UTAH
- UTAH STATE
- VIRGINIA TECH
- WEST VIRGINIA

### AUTHORS/EDITORS

Ken Landis  
Justin Wilson  
John Heisler

### EDITORIAL

UCF Athletics  
Strategic Communications

### CONTRIBUTORS

UCFAA  
Big 12 Conference  
Ericka Brockish  
Elliana Tonghini  
Josh Jacobs  
Chesney McMurphy

### COVER DESIGN

Phaedra Blaize

### PHOTOGRAPHY

Conor Kvatek  
Brooke Morris  
Ken Landis  
Robert Connolly  
Leland Dutcher  
Mark Godin  
Julian Bright  
Eric DeSalvo  
Kevin Macia  
UCF  
UCFAA  
Associated Press  
Getty Images  
NBA  
Utah Jazz





## Season Outlook



The Knights' final season before joining the Big 12 conference was a notable one as the Black and Gold made the postseason for the third time in Johnny Dawkins' seven-year tenure, with victories over in-state foes Florida and Florida State and the program's first victory over a Big 12 opponent. The conclusion of the 2022-23 included UCF's first lottery and first round selection in the NBA Draft as Taylor Hendricks was drafted ninth by the Utah Jazz.

The campaign started with a victory over Florida State on Nov. 11, UCF's second consecutive win over the Seminoles with a convincing 68-54 final. Just two games later, the Knights earned the first win in program history over a Big 12 opponent, erasing a 17-point first-half deficit to beat Oklahoma State 60-56 in overtime. The Black and Gold beat the Cowboys in the Baha Mar Hoops Bahamas Championship semifinals before beating Santa Clara 57-50 in the championship game two days later. UCF continued to thrive in non-conference play, going on the road to beat Ole Miss 72-61 in a game that saw the Knights jump out to a 21-0 lead. The Knights got out to a 4-1 start in conference play, thanks to a double-overtime marathon that ended with a UCF 107-104 victory on Jan. 11 in front of a rowdy, high-energy Addition Financial Arena. On Feb. 11, UCF set a school record by making 17 three-point field goals in a 96-52 win against Tulsa. UCF drew Florida in an NIT First Round game on March 15, defeating them 67-49. The Knights were the only team to hold the Gators under 50 points during the 2022-23 season and earned the first victory over Florida in Gainesville.

This season, the Knights have five rostered players that have five or more years of experience in college basketball. A total of 10 newcomers grace the roster while seven members of last year's team make their return. The Knights return 14% of the team's scoring from last season, opening the door for a new name to make an impact. If there's one thing that has been consistent over the years, it's been UCF's commitment to defense. Four of the seven seasons under Dawkins' tenure saw UCF finish inside the top 50 nationally in scoring defense, including two top ten finishes.

The 2023-24 campaign gets underway on Nov. 6 as the Knights host FIU. UCF visits Miami on Nov. 10, one of nine teams that made last year's NCAA Tournament. The Knights will host Ole Miss on Dec. 10 and round out the non-conference slate with a contest against Bethune-Cookman on Dec. 29.

UCF's first league game as a Big 12 Conference member will come on the road as the Knights visit Kansas State on Jan. 6 on either ESPN2 or ESPNU. The Black and Gold will host their first Big 12 contest against Kansas on Jan. 10, followed by a meeting with BYU on Jan. 13.





# Season Outlook



Junior guard Darius Johnson returns for his third season with the Knights

## Returning Knights

**Darius Johnson** and **C.J. Walker** headline UCF's returning group of players for the team's inaugural campaign in the Big 12. Johnson was fourth in scoring on last year's team, playing in 25 games and starting 22, missing time only to a pair of injuries. He was dominant from the free-throw line, shooting 86% (43-for-50). He finished the season averaging exactly 10 points per contest and accounted for nearly 25% of UCF's assists in 2022-23. Walker missed most of last season with injury but has earned the nickname "Skywalker" throughout his time at UCF for his showstopping, acrobatic dunks.

**Tyler Hendricks**, the twin brother of UCF's first first-round NBA Draft pick, returns for his redshirt freshman season. The three-star recruit led Calvary Christian Academy to back-to-back Florida 3A state championships in his junior and senior seasons. **Thierno Sylla** impressed in his true freshman season, coming off the bench in 27 games and nailing 36.4% of his three-point shots as a 6-foot-11 forward. Fan favorite **Poohpha Warakulnukroh** returns for the 2023-24 season, along with **Charlie May** and **Michael Kalina**.



UCF head coach Johnny Dawkins is set to lead the Knights into the Big 12 Conference in his eighth year in Orlando

## New Knights

Ten newcomers are rostered ahead of the 2023-24 season, and several of them are set to make a major impact immediately. Of the newcomers, four are fifth-year players while three are upperclassmen and the remaining three are freshmen. **Shemarri Allen** and **Antwann Jones** are both guards who bring experience into the locker room. Allen joins the Knights from UMKC and comes off a season in which he was named second team All-Summit League while also earning a nod to the Summit League All-Defensive Team, snatching 59 steals which ranked him first in the Summit League and 28th in the country in steals per game. Jones comes to Orlando after not playing last season, but being a part of Louisiana's 2021-22 roster. Forwards **Omar Payne** and **Ibrahima Diallo** expect to be big players in the paint, standing at 6-foot-10 and seven feet, respectively. Payne arrives from Jacksonville while Diallo moved across the country from San Jose State to UCF. Rising seniors **DeMarr Langford** and **Marchelus Avery** join UCF from Boston College and New Mexico State respectively, while junior **Jaylin Sellers** transfers in from Ball State after shooting 45% from the three-point line last season.

Freshmen **Comeh Emuobor**, **Mintautas Mockus** and **Nils Machowski** bring their talents to the squad. Mockus and Machowski both come to the United States from overseas, with Mockus coming from Lithuania, spending time in its top two professional leagues there and Machowski from Germany after spending time in the top three divisions of German basketball, shooting 38.5% from three at one point. Emuobor enters college as a top 200 national recruit, ranking No. 7 in North Carolina and No. 41 at his position according to 247 sports.

### Knights by Class

5th Year	
Shemarri Allen (G)	
Ibrahima Diallo (F)	
Antwann Jones (G)	
Omar Payne (F)	
C.J. Walker (F)	
Senior	
Marchelus Avery (F)	
DeMarr Langford Jr. (G)	
Junior	
Darius Johnson (G)	
Jaylin Sellers (G)	
Sophomore	
Thierno Sylla (F)	
Poohpha Warakulnukroh (G) ^	
Freshman	
Comeh Emuobor (G)	
Tyler Hendricks (G) ^	
Michael Kalina (G) ^	
Nils Machowski (G)	
Charlie May (G) ^	
Mintautas Mockus (G/F)	

^ - Have utilized a redshirt

### Knights by Height

Ibrahima Diallo	7'0"
Thierno Sylla	6'11"
Omar Payne	6'10"
C.J. Walker	6'8"
Marchelus Avery	6'7"
Mintautas Mockus	6'7"
Tyler Hendricks	6'6"
Antwann Jones	6'6"
Comeh Emuobor	6'5"
DeMarr Langford Jr.	6'5"
Charlie May	6'5"
Shemarri Allen	6'4"
Jaylin Sellers	6'4"
Nils Machowski	6'3"
Darius Johnson	6'1"
Michael Kalina	6'1"
Poohpha Warakulnukroh	5'11"

### Knights by State

Florida	5
C.J. Walker (Sanford)	
Michael Kalina (Boca Raton)	
Tyler Hendricks (Fort Lauderdale)	
Charlie May (Boca Raton)	
Antwann Jones (Orlando)	
Omar Payne (Kissimmee)	
North Carolina	2
Shemarri Allen (Arden)	
Comeh Emuobor (Raleigh)	
Georgia	1
Jaylin Sellers (Columbus)	
Maryland	1
Darius Johnson (Boyds)	
Massachusetts	1
DeMarr Langford Jr. (Worcester)	
Virginia	1
Marchelus Avery (Richmond)	

### International Knights

Germany	1
Nils Machowski (Berlin)	
Guinea	1
Thierno Sylla (Conakry)	
Lithuania	1
Mintautas Mockus (Klaipeda)	
Senegal	1
Ibrahima Diallo (Saly)	
Thailand	1
Poohpha Warakulnukroh (Bangkok)	





# Big 12 Bound - UCF Conference History

In July 2023, UCF joined the Big 12 Conference which meant big things for the men's basketball program as the league sent seven of its 10 teams to the 2023 NCAA Tournament, the highest percentage of teams out of any conference in college basketball. With the new additions of UCF, BYU, Cincinnati and Houston to the Big 12 ahead of the 2023-2024 season, the conference is expected to reach new heights within all sports teams.

The Big 12 Conference Commissioner Brett Yormark remarked that "UCF has experienced unprecedented growth and success since becoming a Division I program." To date, the Big 12 is the home to 81 NCAA team titles and over 740 individual national championships. Since 1985, when UCF was declared a Division I program, the men's basketball team has advanced to the NCAA Tournament five times, most recently the 2018-19 season under current head coach Johnny Dawkins.

UCF men's basketball started at the club level in 1969 under Coach Eugene "Torchy" Clark who single-handedly built the program. The Knights finished their inaugural season with an 11-3 record which built enough credibility for the team to become a Division II program the following season. The Knights worked their way into the Sunshine State Conference, a league they joined ahead of the 1975-76 campaign. From there, the team took off under Clark's guidance. In his 14 years of coaching, Clark never had a losing season in addition to bringing the Knights five Sunshine State Conference regular-season championships, one conference tournament championship and six NCAA Division II Tournament appearances in eight years. During his time, the Knights were ranked in the top 10 nationally for seven seasons. UCF's most notable season during Clark's coaching era was 1977-1978 when Clark led the Knights to a NCAA Division II Final Four appearance. Clark retired in 1983, leaving a legacy behind that still remains to this day, led by his program-leading 274 victories.

The following season, the Knights hired Ohio State's assistant coach, Chuck Machock, to follow in Clark's footsteps. In the 1983-84 season, Machock helped the Knights win their sixth Sunshine State Conference regular-season championship in their final year in the league with a 15-13 record. The 1984-85 season was UCF's first as a Division I member and the last of Machock's tenure, as the team went 10-18.

The Division I journey continued with the next UCF head coach, Phil Carter, who led the Black and Gold for four seasons. Joe Dean followed Carter, leading UCF into its first Division I affiliation, joining the American South Conference beginning in 1990-91. A year later, the league merged with the Sun Belt Conference, retaining the Sun Belt branding for the 1991-92 campaign. That season marked the first of UCF playing its games on campus in The Venue, which now serves as the volleyball arena. The Knights exited the Sun Belt that following season, going independent once again for just one season in Dean's final go-around as head coach.

Kirk Speraw, an assistant coach at University of Florida, was the next head coach of the Knights and was tasked with turning around a program that went 37-73 over the previous four seasons. The Black and Gold joined the Atlantic Sun Conference at the start of Speraw's tenure, beginning in the 1993-94 campaign. In just his first year, Speraw led UCF to its first appearance in the Division I NCAA Tournament. Two seasons later in 1996, Speraw once again led the Knights to a first-round NCAA Tournament appearance, which marked the team's second in his first three years at the helm. In the team's last two years in the Atlantic Sun Conference, the Knights won both the 2004 and 2005 conference tournaments and were the 2005 regular season champions as well, qualifying the Knights for back-to-back NCAA Tournament appearances. Still under Speraw's reign, UCF made its debut in Conference USA in 2005-06, earning a spot in the Conference USA Championship Tournament in its first year. In 2006-07, UCF finished second in the conference with an overall season record of 22-9. The team's efforts earned Speraw the 2007 Conference USA Coach of the Year honor. The Knights played their first game of the 2007-08 season in a new on-campus arena next to their old one and remain there to this day. The Knights were victorious in their arena debut with a 63-60 victory over Nevada on Nov. 11, 2007. Speraw continued to serve as the head coach through 2009-10 season, ending his 17-year tenure with the Black and Gold.

Donnie Jones, Speraw's successor, was announced in March 2010. Nine months later, UCF upset regional foe Florida, beating the 16th ranked Gators 57-54 in the first collegiate game played at the Amway Center in downtown Orlando. The victory, secured in front of 13,909 fans, got UCF off to its first 6-0 start since the 2006-07 season. The 6-0 start snowballed into a 10-0 mark and resulted in UCF's first ranking at the Division I level. The Knights were one of nine unbeaten teams at the time, climbing as high No. 19 in the AP poll and No. 18 in the coaches poll after a 14-0 start. A season later, on Nov. 25, 2011, UCF earned one of the biggest wins in program history, topping defending national champion No. 4 UConn in the Battle 4 Atlantis tournament.

The Knights' time in Conference USA came to an end in 2012-13, with UCF moving to the American Athletic Conference for the 2013-14 campaign. The Jones-led Knights were unable to produce a winning season, which in turn resulted in the keys to the program turning over to Johnny Dawkins, who had won a pair of NIT championships at Stanford. Dawkins brought the team back to a competitive state immediately, reaching the NIT semifinals his first season in 2016-17. The Black and Gold didn't stop there as Dawkins took the team to the NCAA Tournament in 2018-19 for the first time since 2005 after a 24-8 season. That campaign included an upset win over No. 9 Houston, breaking the Cougars' 33-home game winning streak. The Knights advanced to the second round of the NCAA Tournament after beating VCU 73-58, representing the first NCAA Tournament victory in program history.

Dawkins and the Knights wrapped up their time in The American with an NIT appearance at the conclusion of the 2022-23 season. UCF's season was highlighted by the 67-49 defeat of the Gators in Gainesville in the first round of the postseason tournament, the program's first road victory against Florida. The 2023 season wrapped up with Taylor Hendricks becoming the team's first lottery and first-round pick, as well as Dawkins earning a nod to the National Collegiate Basketball Hall of Fame for his playing days at Duke.

UCF begins a new journey in the Big 12 Conference starting with the 2023-24 season, a move that caused excitement to ripple through Knight Nation since it was announced in the fall of 2021.



Darius Johnson at Big 12 Men's Basketball Media Day



**Independent**  
1984-90



**American South**  
1990-91



**Sun Belt**  
1991-92



**Independent**  
1992-93



**Atlantic Sun**  
1993-05



**Conference USA**  
2005-13



**American Athletic**  
2013-23



**Big 12**  
2023-present



## Numerical Roster

No.	Name	Pos.	Ht.	Wt.	Yr.	Hometown / High School (Previous Schools)
0	Charlie May	G	6-5	183	R-Fr.	Boca Raton, Fla. / St. Andrews School
1	Antwann Jones	G	6-6	215	5th	Orlando, Fla. / Oak Ridge (Louisiana/Creighton/Memphis)
2	Shemarri Allen	G	6-4	190	5th	Arden, N.C. / T.C. Roberson (UMKC/Cowley CC)
3	Darius Johnson	G	6-1	200	Jr.	Boyds, Md. / Episopal [Va.]
4	Comeh Emuobor	G	6-5	205	Fr.	Raleigh, N.C. / Brewster Academy
5	Omar Payne	F	6-10	228	5th	Kissimmee, Fla. / Montverde Academy (Jacksonville/Illinois/Florida)
10	Mintautas Mockus	G/F	6-7	191	Fr.	Klaipeda, Lithuania / Klaipeda Vetrunges Gymnasium
11	Ibrahima Diallo	F	7-0	246	5th	Saly, Senegal / Prolific Prep [Calif.] (San Jose State/Ohio State)
12	DeMarr Langford Jr.	G	6-5	230	Sr.	Worcester, Mass. / Brewster Academy (Boston College)
13	Marchelus Avery	F	6-7	210	Sr.	Richmond, Va. / Central Pointe Post Grad (New Mexico State/Northwest Florida State)
14	Michael Kalina	G	6-1	174	R-Fr.	Boca Raton, Fla. / North Broward Prep
15	Tyler Hendricks	G	6-6	190	R-Fr.	Fort Lauderdale, Fla. / Calvary Christian Academy
20	Poohpha Warakulnukroh	G	5-11	177	R-So.	Bangkok, Thailand / Montverde Academy
21	C.J. Walker	F	6-8	215	5th	Sanford, Fla. / Oak Ridge (Oregon)
22	Nils Machowski	G	6-3	180	Fr.	Berlin, Germany / Paul-Natorp Gymnasium
24	Jaylin Sellers	G	6-4	196	Jr.	Columbus, Ga. / Carver Montgomery (Ball State)
31	Thierno Sylla	F	6-11	216	So.	Conakry, Guinea / Royal Crown Academic School

## Alphabetical Roster

No.	Name	Pos.	Ht.	Wt.	Yr.	Hometown / High School (Previous School)
2	Shemarri Allen	G	6-4	190	5th	Arden, N.C. / T.C. Roberson (UMKC/Cowley CC)
13	Marchelus Avery	F	6-7	210	Sr.	Richmond, Va. / Central Pointe Post Grad (New Mexico State/Northwest Florida State)
11	Ibrahima Diallo	F	7-0	246	5th	Saly, Senegal / Prolific Prep [Calif.] (San Jose State/Ohio State)
4	Comeh Emuobor	G	6-5	205	Fr.	Raleigh, N.C. / Brewster Academy
15	Tyler Hendricks	G	6-6	190	R-Fr.	Fort Lauderdale, Fla. / Calvary Christian Academy
1	Antwann Jones	G	6-6	215	5th	Orlando, Fla. / Oak Ridge (Louisiana/Creighton/Memphis)
3	Darius Johnson	G	6-1	200	Jr.	Boyds, Md. / Episopal [Va.]
14	Michael Kalina	G	6-1	174	R-Fr.	Boca Raton, Fla. / North Broward Prep
12	DeMarr Langford Jr.	G	6-5	230	Sr.	Worcester, Mass. / Brewster Academy (Boston College)
22	Nils Machowski	G	6-3	180	Fr.	Berlin, Germany / Paul-Natorp Gymnasium
0	Charlie May	G	6-5	183	R-Fr.	Boca Raton, Fla. / St. Andrews School
10	Mintautas Mockus	G/F	6-7	191	Fr.	Klaipeda, Lithuania / Klaipeda Vetrunges Gymnasium
5	Omar Payne	F	6-10	228	5th	Kissimmee, Fla. / Montverde Academy (Jacksonville/Illinois/Florida)
24	Jaylin Sellers	G	6-4	196	Jr.	Columbus, Ga. / Carver Montgomery (Ball State)
31	Thierno Sylla	F	6-11	216	So.	Conakry, Guinea / Royal Crown Academic School
21	C.J. Walker	F	6-8	215	5th	Sanford, Fla. / Oak Ridge (Oregon)
20	Poohpha Warakulnukroh	G	5-11	177	R-So.	Bangkok, Thailand / Montverde Academy

## Coaching Staff

Head Coach	Johnny Dawkins (Duke, 1986) - Eighth Season
Assistant Coach	Kevin Norris (Miami, 1998) - Eighth Season
Assistant Coach	Robbie Laing (Troy, 1982) - Eighth Season
Assistant Coach	Mamadou N'Diaye (Auburn, 2000) - Third Season
Assistant Coach/Recruiting Coordinator	Tyson Waterman (Winthrop, 2000) - First Season
Assistant Coach	Ben Witherspoon (Embry-Riddle, 2006) - Second Season
Director of Player Development	Kelvin Johnson (Richmond, 1985) - Seventh Season
Director of Operations	Jaycob Ammerman (Flagler, 2013) - Eighth Season
Assistant Director of Operations	Morgan Leonard (UCF, 2018) - Fifth Season
Athletic Trainer	Raymond Chiu (Texas, 2015) - Fifth Season
Head Strength Coach	Charles Stephenson (Virginia, 1989) - Third Season
Assoc. Director of Equipment	John Whitford (Manchester, 1995) - 21st Season

## Pronunciation Guide

#	Player Name	First Name	Last Name
4	Comeh Emuobor	Comb-AY	Eh-mo-bor
5	Omar Payne	--	Pain
10	Mintautas Mockus	Min-toe-tuss	Motz-kuss
11	Ibrahima Diallo	EE-bruh-heem-uh	--
13	Marchelus Avery	Mar-chell-us	--
14	Michael Kalina	--	Kuh-leen-uh
20	Poohpha Warakulnukroh	Pooh-pa	War-uh-COOL-nuh-crow
22	Nils Machowski	Kneels	Mah-hov-ski
31	Thierno Sylla	Tee-air-no	Sill-uh
AC	Robbie Laing	--	Lang
AC	Mamadou N'Diaye	Mom-uh-doo	N-jai
DOBO	Jaycob Ammerman	Jacob	Am-err-man
AT	Raymond Chiu	--	Chew






# TV/Radio Roster



**#0 - Charlie May**  
G • R-Fr. • 6-5  
Boca Raton, Fla.



**#1 - Antwann Jones**  
G • 5th • 6-6  
Orlando, Fla.



**#2 - Shemarri Allen**  
G • 5th • 6-4  
Arden, N.C.



**#3 - Darius Johnson**  
G • Jr. • 6-1  
Boyd's, Md.



**#4 - Comeh Emuobor**  
G • Fr. • 6-5  
Raleigh, N.C.



**#5 - Omar Payne**  
F • 5th • 6-10  
Kissimmee, Fla.



**#10 - Mintautas Mockus**  
G/F • Fr. • 6-7  
Klaipeda, Lithuania



**#11 - Ibrahima Diallo**  
F • 5th • 7-0  
Saly, Senegal



**#12 - DeMarr Langford Jr.**  
G • Sr. • 6-5  
Worcester, Mass.



**#13 - Marchelus Avery**  
F • Sr. • 6-7  
Richmond, Va.



**#14 - Michael Kalina**  
G • R-Fr. • 6-1  
Boca Raton, Fla.



**#15 - Tyler Hendricks**  
G • R-Fr. • 6-6  
Fort Lauderdale, Fla.




**#20 - Poohpa Warakunukroh**  
G • R-So. • 5-11  
Bangkok, Thailand



**#21 - C.J. Walker**  
F • 5th • 6-8  
Sanford, Fla.



**#22 - Nils Machowski**  
G • Fr. • 6-3  
Berlin, Germany



**#24 - Jaylin Sellers**  
G • Jr. • 6-4  
Columbus, Ga.



**#31 - Thierno Sylla**  
F • So. • 6-11  
Conakry, Guinea

# Coaching Staff



**Johnny Dawkins**  
Head Coach  
Eighth Season



**Kevin Norris**  
Assistant Coach  
Eighth Season



**Robbie Laing**  
Assistant Coach  
Eighth Season



**Mamadou N'Diaye**  
Assistant Coach  
Third Season



**Tyson Waterman**  
Assistant Coach/  
Recruiting Coordinator  
First Season



**Ben Witherspoon**  
Assistant Coach  
Second Season

# 2023-24 Schedule

Day	Date	Opponent	Location	Time	TV
Mon.	Nov. 6	Florida International	Addition Financial Arena	8 p.m.	ESPN+
Fri.	Nov. 10	at Miami	Miami, Fla.	7 p.m.	ACCNX
Thu.	Nov. 16	Cal State Fullerton	Addition Financial Arena	7 p.m.	ESPN+
Sun.	Nov. 19	vs. South Dakota State ^	St. Augustine, Fla.	8 p.m.	TBD
Mon.	Nov. 20	vs. Charlotte/George Mason ^	St. Augustine, Fla.	6/8:30 p.m.	TBD
Sun.	Nov. 26	Stetson	Addition Financial Arena	4 p.m.	ESPN+
Sat.	Dec. 2	Lipscomb	Addition Financial Arena	4 p.m.	ESPN+
Wed.	Dec. 6	Jacksonville	Addition Financial Arena	7 p.m.	ESPN+
Sun.	Dec. 10	Ole Miss	Addition Financial Arena	4 p.m.	ESPN+
Mon.	Dec. 18	Maine	Addition Financial Arena	7 p.m.	ESPN+
Thu.	Dec. 21	Florida A&M	Addition Financial Arena	7 p.m.	ESPN+
Fri.	Dec. 29	Bethune-Cookman	Addition Financial Arena	7 p.m.	ESPN+
Sat.	Jan. 6	at Kansas State *	Manhattan, Kan.	6 p.m.	ESPN2/ESPNU
Wed.	Jan. 10	Kansas *	Addition Financial Arena	7 p.m.	ESPN+
Sat.	Jan. 13	BYU *	Addition Financial Arena	4 p.m.	ESPN+
Wed.	Jan. 17	at Texas *	Austin, Texas	8 p.m.	Longhorn Network
Sat.	Jan. 20	at Houston *	Houston, Texas	2 p.m.	ESPN+
Tue.	Jan. 23	West Virginia *	Addition Financial Arena	7 p.m.	ESPN+
Sat.	Jan. 27	at Cincinnati *	Cincinnati, Ohio	7 p.m.	ESPN+
Wed.	Jan. 31	Baylor *	Addition Financial Arena	7 p.m.	ESPN+
Sat.	Feb. 3	Oklahoma *	Addition Financial Arena	4 p.m.	ESPN+
Sat.	Feb. 10	at Texas Tech *	Lubbock, Texas	4 p.m.	ESPN+
Tue.	Feb. 13	at BYU *	Provo, Utah	9 p.m.	ESPN+
Sat.	Feb. 17	Cincinnati *	Addition Financial Arena	4 p.m.	ESPN+
Tue.	Feb. 20	at West Virginia *	Morgantown, W.Va.	7 p.m.	ESPN2/ESPNU
Sat.	Feb. 24	Texas Tech *	Addition Financial Arena	4 p.m.	ESPN+
Wed.	Feb. 28	at Oklahoma State *	Stillwater, Okla.	8 p.m.	ESPN+
Sat.	Mar. 2	Iowa State *	Addition Financial Arena	4 p.m.	ESPN+
Wed.	Mar. 6	Houston *	Addition Financial Arena	7 p.m.	ESPN+
Sat.	Mar. 9	at TCU *	Fort Worth, Texas	5 p.m.	ESPN+
	Mar. 12-16	Big 12 Conference Championship	Kansas City, Mo.	-	TBD

^ - Jacksonville Classic contest

\* - Big 12 Conference contest

Home Contests are in bold

All times listed Eastern

Schedule is subject to change





# 2023-24 Opponent Information



**FIU**  
Nov. 6

Game Location ..... Orlando, Fla.  
Head Coach ..... Jeremy Ballard (6th Season)  
'22-'23 Record ..... 14-18 (8-12 C-USA)  
'22-'23 Postseason ..... C-USA First Round  
'22-'23 Final NET ..... 216  
'22-'23 Final KenPom ..... 210  
'22-'23 Final ESPN BPI ..... 249  
Series with UCF ..... FIU leads 13-12  
Last Meeting ..... Feb. 7, 1998, UCF 86-83  
Twitter ..... @FIUHoops



**Miami**  
Nov. 10

Game Location ..... Miami, Fla.  
Head Coach ..... Jim Larranaga (13th Season)  
'22-'23 Record ..... 29-8 (15-5 ACC)  
'22-'23 Postseason ..... NCAA Final Four  
'22-'23 Final NET ..... 21  
'22-'23 Final KenPom ..... 24  
'22-'23 Final ESPN BPI ..... 30  
Series with UCF ..... Miami leads 10-3  
Last Meeting ..... Nov. 17, 2022, Miami 66-64  
Twitter ..... @CanesHoops



**Cal State Fullerton**  
Nov. 16

Game Location ..... Orlando, Fla.  
Head Coach ..... Dedrique Taylor (11th Season)  
'22-'23 Record ..... 20-13 (12-6 Big West)  
'22-'23 Postseason ..... Big West Championship Game  
'22-'23 Final NET ..... 126  
'22-'23 Final KenPom ..... 124  
'22-'23 Final ESPN BPI ..... 146  
Series with UCF ..... UCF leads 1-0  
Last Meeting ..... Nov. 15, 2018, UCF 68-52  
Twitter ..... @FullertonMBB



**South Dakota State**  
Nov. 19

Game Location ..... St. Augustine, Fla.  
Head Coach ..... Eric Henderson (5th Season)  
'22-'23 Record ..... 19-13 (13-5 Summit)  
'22-'23 Postseason ..... Summit League Semifinals  
'22-'23 Final NET ..... 162  
'22-'23 Final KenPom ..... 174  
'22-'23 Final ESPN BPI ..... 173  
Series with UCF ..... UCF leads 3-1  
Last Meeting ..... Nov. 29, 2008, UCF 66-64  
Twitter ..... @GoJacksMBB



**Charlotte**  
Nov. 20

Game Location ..... St. Augustine, Fla.  
Head Coach ..... Aaron Fearnie (1st Season)  
'22-'23 Record ..... 22-14 (9-11 C USA)  
'22-'23 Postseason ..... CBI Champions  
'22-'23 Final NET ..... 98  
'22-'23 Final KenPom ..... 106  
'22-'23 Final ESPN BPI ..... 110  
Series with UCF ..... Charlotte leads 1-0  
Last Meeting ..... Jan. 2, 1974, Charlotte 93-71  
Twitter ..... @CharlotteMBB

**OR**



**George Mason**  
Nov. 20

Game Location ..... St. Augustine, Fla.  
Head Coach ..... Tony Skinn (1st Season)  
'22-'23 Record ..... 20-13 (11-7 Atlantic 10)  
'22-'23 Postseason ..... A-10 Quarterfinals  
'22-'23 Final NET ..... 139  
'22-'23 Final KenPom ..... 144  
'22-'23 Final ESPN BPI ..... 137  
Series with UCF ..... George Mason leads 2-0  
Last Meeting ..... Dec. 14, 1987, George Mason 113-86  
Twitter ..... @MasonMBB



**Stetson**  
Nov. 26

Game Location ..... Orlando, Fla.  
Head Coach ..... Donnie Jones (5th Season)  
'22-'23 Record ..... 17-14 (12-6 ASUN)  
'22-'23 Postseason ..... CBI First Round  
'22-'23 Final NET ..... 163  
'22-'23 Final KenPom ..... 172  
'22-'23 Final ESPN BPI ..... 169  
Series with UCF ..... UCF leads 31-15  
Last Meeting ..... Dec. 21, 2022, UCF 73-58  
Twitter ..... @StetsonMBB



**Lipscomb**  
Dec. 2

Game Location ..... Orlando, Fla.  
Head Coach ..... Lennie Acuff (5th Season)  
'22-'23 Record ..... 20-13 (11-7 ASUN)  
'22-'23 Postseason ..... ASUN Semifinal  
'22-'23 Final NET ..... 147  
'22-'23 Final KenPom ..... 153  
'22-'23 Final ESPN BPI ..... 163  
Series with UCF ..... UCF leads 3-1  
Last Meeting ..... Jan. 31, 2005, UCF 67-58  
Twitter ..... @LipscombMBB



**Jacksonville**  
Dec. 6

Game Location ..... Orlando, Fla.  
Head Coach ..... Jordan Mincy (3rd Season)  
'22-'23 Record ..... 13-16 (6-12 ASUN)  
'22-'23 Postseason ..... Did Not Qualify  
'22-'23 Final NET ..... 233  
'22-'23 Final KenPom ..... 234  
'22-'23 Final ESPN BPI ..... 220  
Series with UCF ..... UCF leads 13-12  
Last Meeting ..... Nov. 16, 2021, UCF 63-54  
Twitter ..... @JAX\_MBB



**Ole Miss**  
Dec. 10

Game Location ..... Orlando, Fla.  
Head Coach ..... Chris Beard (1st Season)  
'22-'23 Record ..... 12-21 (13-5 SEC)  
'22-'23 Postseason ..... SEC Second Round  
'22-'23 Final NET ..... 129  
'22-'23 Final KenPom ..... 122  
'22-'23 Final ESPN BPI ..... 104  
Series with UCF ..... Ole Miss leads 3-1  
Last Meeting ..... Dec. 14, 2022, UCF 72-61  
Twitter ..... @OleMissMBB



**Maine**  
Dec. 18

Game Location ..... Orlando, Fla.  
Head Coach ..... Chris Markwood (2nd Season)  
'22-'23 Record ..... 13-17 (7-9 America East)  
'22-'23 Postseason ..... America East Quarterfinal  
'22-'23 Final NET ..... 273  
'22-'23 Final KenPom ..... 271  
'22-'23 Final ESPN BPI ..... 277  
Series with UCF ..... UCF leads 4-1  
Last Meeting ..... Nov. 30, 2002, UCF 72-55  
Twitter ..... @MaineMBB



**Florida A&M**  
Dec. 21

Game Location ..... Orlando, Fla.  
Head Coach ..... Robert McCullum (7th Season)  
'22-'23 Record ..... 7-22 (5-13 SWAC)  
'22-'23 Postseason ..... Did Not Qualify  
'22-'23 Final NET ..... 359  
'22-'23 Final KenPom ..... 359  
'22-'23 Final ESPN BPI ..... 360  
Series with UCF ..... UCF leads 8-6  
Last Meeting ..... Jan. 5, 2013, UCF 99-69  
Twitter ..... @FAMU\_MBB



**Bethune-Cookman**  
Dec. 29

Game Location ..... Orlando, Fla.  
Head Coach ..... Reggie Theus (3rd Season)  
'22-'23 Record ..... 12-20 (8-10 SWAC)  
'22-'23 Postseason ..... SWAC Quarterfinal  
'22-'23 Final NET ..... 349  
'22-'23 Final KenPom ..... 349  
'22-'23 Final ESPN BPI ..... 350  
Series with UCF ..... UCF leads 20-7  
Last Meeting ..... Dec. 5, 2021, UCF 81-45  
Twitter ..... @BCUHoops



**Kansas State**  
Jan. 6

Game Location ..... Manhattan, Kan.  
Head Coach ..... Jerome Tang (2nd Season)  
'22-'23 Record ..... 26-10 (11-7 Big 12)  
'22-'23 Postseason ..... NCAA Elite Eight  
'22-'23 Final NET ..... 19  
'22-'23 Final KenPom ..... 21  
'22-'23 Final ESPN BPI ..... 31  
Series with UCF ..... Kansas State leads 2-0  
Last Meeting ..... Nov. 23, 2007, Kansas State 73-71 (OT)  
Twitter ..... @KStateMBB



**Kansas**  
Jan. 10

Game Location ..... Orlando, Fla.  
Head Coach ..... Bill Self (21st Season)  
'22-'23 Record ..... 28-8 (13-5 Big 12)  
'22-'23 Postseason ..... NCAA Second Round  
'22-'23 Final NET ..... 9  
'22-'23 Final KenPom ..... 9  
'22-'23 Final ESPN BPI ..... 9  
Series with UCF ..... First Meeting  
Last Meeting ..... N/A  
Twitter ..... @KUHoops



**BYU**  
Jan. 13 / Feb. 13

Game Location ..... Orlando, Fla. / Provo, Utah  
Head Coach ..... Mark Pope (5th Season)  
'22-'23 Record ..... 19-15 (7-9 WCC)  
'22-'23 Postseason ..... WCC Semifinals  
'22-'23 Final NET ..... 84  
'22-'23 Final KenPom ..... 77  
'22-'23 Final ESPN BPI ..... 94  
Series with UCF ..... First Meetings  
Last Meeting ..... N/A  
Twitter ..... @BYUMBB



**Texas**  
Jan. 17

Game Location ..... Austin, Texas  
Head Coach ..... Rodney Terry (2nd Season)  
'22-'23 Record ..... 29-9 (12-6 Big 12)  
'22-'23 Postseason ..... NCAA Elite Eight  
'22-'23 Final NET ..... 7  
'22-'23 Final KenPom ..... 5  
'22-'23 Final ESPN BPI ..... 6  
Series with UCF ..... First Meeting  
Last Meeting ..... N/A  
Twitter ..... @TexasMBB



**Houston**  
Jan. 20 / Mar. 6

Game Location ..... Houston, Texas / Orlando, Fla.  
Head Coach ..... Kelvin Sampson (10th Season)  
'22-'23 Record ..... 33-4 (17-1 The American)  
'22-'23 Postseason ..... NCAA Sweet 16  
'22-'23 Final NET ..... 1  
'22-'23 Final KenPom ..... 2  
'22-'23 Final ESPN BPI ..... 1  
Series with UCF ..... Houston leads 22-11  
Last Meeting ..... Jan. 25, 2023, Houston 83-71  
Twitter ..... @UHCougarMBK



**West Virginia**  
Jan. 23 / Feb. 20

Game Location ..... Orlando, Fla. / Morgantown, W.Va.  
Head Coach ..... Josh Elliott (21st Season)  
'22-'23 Record ..... 19-15 (7-11 Big 12)  
'22-'23 Postseason ..... NCAA First Round  
'22-'23 Final NET ..... 24  
'22-'23 Final KenPom ..... 19  
'22-'23 Final ESPN BPI ..... 21  
Series with UCF ..... West Virginia leads 1-0  
Last Meeting ..... Nov. 24, 2017, West Virginia 83-45  
Twitter ..... @WVHoops



**Cincinnati**  
Jan. 27 / Feb. 17

Game Location ..... Cincinnati, Ohio / Orlando, Fla.  
Head Coach ..... Wes Miller (3rd Season)  
'22-'23 Record ..... 23-13 (11-7 The American)  
'22-'23 Postseason ..... NIT Quarterfinals  
'22-'23 Final NET ..... 63  
'22-'23 Final KenPom ..... 50  
'22-'23 Final ESPN BPI ..... 47  
Series with UCF ..... Cincinnati leads 15-5  
Last Meeting ..... Feb. 19, 2023, Cincinnati 73-71  
Twitter ..... @GoBearcatsMBB



**Baylor**  
Jan. 31

Game Location ..... Orlando, Fla.  
Head Coach ..... Scott Drew (21st Season)  
'22-'23 Record ..... 23-11 (11-7 Big 12)  
'22-'23 Postseason ..... NCAA Second Round  
'22-'23 Final NET ..... 17  
'22-'23 Final KenPom ..... 16  
'22-'23 Final ESPN BPI ..... 12  
Series with UCF ..... First Meeting  
Last Meeting ..... N/A  
Twitter ..... @BaylorMBB



**Oklahoma**  
Feb. 3

Game Location ..... Orlando, Fla.  
Head Coach ..... Porter Moser (3rd Season)  
'22-'23 Record ..... 15-17 (5-13 Big 12)  
'22-'23 Postseason ..... Big 12 First Round  
'22-'23 Final NET ..... 70  
'22-'23 Final KenPom ..... 54  
'22-'23 Final ESPN BPI ..... 62  
Series with UCF ..... Oklahoma leads 2-0  
Last Meeting ..... Nov. 27, 2021, Oklahoma 65-62  
Twitter ..... @OU\_MBBall



**Texas Tech**  
Feb. 10 / Feb. 24

Game Location ..... Lubbock, Texas / Orlando, Fla.  
Head Coach ..... Grant McCasland (1st Season)  
'22-'23 Record ..... 16-16 (5-13 Big 12)  
'22-'23 Postseason ..... Big 12 First Round  
'22-'23 Final NET ..... 62  
'22-'23 Final KenPom ..... 63  
'22-'23 Final ESPN BPI ..... 52  
Series with UCF ..... First Meetings  
Last Meeting ..... N/A  
Twitter ..... @TexasTechMBB



**Oklahoma State**  
Feb. 28

Game Location ..... Stillwater, Okla.  
Head Coach ..... Mike Boynton (7th Season)  
'22-'23 Record ..... 20-16 (8-10 Big 12)  
'22-'23 Postseason ..... NIT Quarterfinals  
'22-'23 Final NET ..... 42  
'22-'23 Final KenPom ..... 46  
'22-'23 Final ESPN BPI ..... 42  
Series with UCF ..... UCF leads 1-0  
Last Meeting ..... Nov. 18, 2022, UCF 60-56 (OT)  
Twitter ..... @OSUMBB



**Iowa State**  
Mar. 2

Game Location ..... Orlando, Fla.  
Head Coach ..... T.J. Otzelberger (5th Season)  
'22-'23 Record ..... 19-14 (9-9 Big 12)  
'22-'23 Postseason ..... NCAA First Round  
'22-'23 Final NET ..... 25  
'22-'23 Final KenPom ..... 29  
'22-'23 Final ESPN BPI ..... 28  
Series with UCF ..... First Meeting  
Last Meeting ..... N/A  
Twitter ..... @CycloneMBB



**TCU**  
Mar. 9

Game Location ..... Fort Worth, Texas  
Head Coach ..... Jamie Dixon (8th Season)  
'22-'23 Record ..... 22-13 (9-9 Big 12)  
'22-'23 Postseason ..... NCAA Second Round  
'22-'23 Final NET ..... 27  
'22-'23 Final KenPom ..... 25  
'22-'23 Final ESPN BPI ..... 27  
Series with UCF ..... TCU leads 1-0  
Last Meeting ..... Mar. 28, 2017, TCU 68-53  
Twitter ..... @TCUbasketball



**Big 12 Championship**  
Mar. 12-16

Venue ..... T-Mobile Center  
Game Location ..... Kansas City, Mo.  
Twitter ..... @Big12Conference



# MEDIA INFORMATION

2023-24 UCF Men's Basketball



**BIG 12** CONFERENCE



# Media Information

## UCF STRATEGIC COMMUNICATIONS

The strategic communications office for UCF Athletics appreciates your coverage of the Knights men's basketball program and is available to assist the media throughout the 2023-24 season.

### Mailing Address

Roth Athletics Center  
4192 North Orion Blvd.  
Orlando, FL 32816

## MEN'S BASKETBALL CONTACTS



**KEN LANDIS**  
Associate Director, Strategic Communications  
Primary Contact

Cell:..... (954) 531-4322  
Email: ..... klandis@athletics.ucf.edu  
Twitter: ..... @KenLandis39



**RYAN LADIKA**  
Assistant Director, Strategic Communications  
Secondary Contact

Cell:..... (720) 355-1580  
Email: ..... rjladika@athletics.ucf.edu  
Twitter: ..... @RyanLadika

## STRATEGIC COMMUNICATIONS STAFF



**John Heisler**  
Senior Associate AD  
Admin, Football



**Justin Wilson**  
Assistant AD  
Football, Men's Golf, Spirit



**James Warnick**  
Associate Director  
Baseball



**Jenna VanHoose**  
Assistant Director  
Women's Basketball, Volleyball, Women's Golf



**Alex Clough**  
Strategic Communications Assistant  
Women's Soccer, Cross Country/Track & Field, Men's Tennis



**Logan Hasselbach**  
Strategic Communications Assistant  
Women's Soccer, Women's Tennis



**Collin Thomas**  
Strategic Communications Assistant  
Rowing

## INTERVIEW POLICY

UCF student-athletes and coaches will be available to the media throughout the 2023-24 season, but all interviews must be coordinated through Ken Landis in the UCF Athletics Strategic Communications office.

Please do not attempt to contact players, coaches or other team personnel directly by any means of communication, including personal phone numbers, email addresses and/or social media accounts.

## GAME CREDENTIALS

Media wishing to cover UCF men's basketball games during the 2023-24 season may submit a request through the online media credentialing platform, Sports Systems, by visiting [www.SportsSystems.com/UCFMBB](http://www.SportsSystems.com/UCFMBB).

Credentials are non-transferrable. The UCF Athletics Strategic Communications office reserves the right to revoke any credential: (1) used by an individual other than the one to whom it was granted; and (2) any individual who refuses to comply with media and/or photography guidelines. UCF Athletics reserves the right to refuse, revoke or terminate a credential at any time.

Media will call at Addition Financial Arena is located underneath the stairwell on the west side of the arena, just south of the loading dock.

## WEEKLY PRESS CONFERENCES

Press conferences with UCF head coach Johnny Dawkins and select student-athletes will be held weekly, unless otherwise noted. The pressers will be posted to UCF Athletics' official YouTube page following the event.

## PRACTICE COVERAGE

Practices will be closed to the media throughout the 2023-24 season unless otherwise stated. UCF head coach Johnny Dawkins and select student-athletes will be available to the media following practices.

## GAMEDAY PARKING

Media members covering UCF basketball games park in Garage F, located directly north of Addition Financial Arena, between the arena and John Euliano Park. Parking passes will be emailed to credentialed media that are valid for the entire season.

## MEDIA SERVICES

All statistical information will be available online at [ucfknight.com](http://ucfknight.com) or [ucf.statbroadcast.com](http://ucf.statbroadcast.com).

## POSTGAME PRESS CONFERENCE

Postgame press conferences with head coach Johnny Dawkins and select student-athletes will be held following every game in the media room at Addition Financial Arena.

The media room is located in the west hallway, directly next to the media work room. Specific player requests can be made to Ken Landis approximately 10 minutes prior to the end of the second half via email.

## ROAD-GAME CREDENTIALS

Working press wishing to cover UCF on the road should make credential requests to Ken Landis at the earliest convenience.

# Media Outlets



**Print**  
**Orlando Sentinel**  
 Matt Murschel, Beat Reporter

**Sanford Herald**  
 Dean Smith, Sports Editor

**Online**  
**Sons of UCF**  
 Trace Trylko

**Rivals.com**  
 Brandon Helwig

**Black & Gold Banneret**  
 Kyle Nash

**FAAZ Sports**  
 Sean Russell

**Television**  
**WESH (NBC)**  
 Daren Stoltzfus, Sports Director

**WFTV (ABC)**  
 Alex Walker, Sports Anchor

**WKMG NEWS 6 (CBS)**  
 Jamie Seh, Sports Director

**WOFL-TV (FOX)**  
 Jessica Eley, Sports Reporter

**Spectrum News**  
 Danielle Stein, Sports Reporter

**Radio**  
**96.9 The Game**  
 96.9 FM / 740 AM  
 Marc Daniels - "The Voice of The Knights"

**Knight Talk - UCF's in-season radio show**  
 96.9 The Game  
 Hosted by Marc Daniels  
 Broadcasting live from Mellow Mushroom every Thursday unless otherwise noted, beginning Jan. 4 and running through the end of the regular season.



**Marc Daniels**  
 Director of Broadcasting  
 29th Season

One of the area's most recognized and respected media personalities, Marc

Daniels has been seen and heard in Orlando for well over 30 years. The 2023-24 sports season is Daniels' 29th year calling UCF games as the longtime play-by-play voice for football, basketball, baseball and other sports as well as hosting additional program on multiple platforms and serving as a UCF ambassador and emcee at numerous events throughout the year.

In addition to his roles as Director of Broadcasting and play-by-play voice, Daniels is the host of "The Beat of Sports"

radio show on UCF's flagship radio station 96.9FM/740AM The Game/WYGM in Orlando. The show can be heard weekdays from 8:30 a.m. until 12 p.m.

He has broadcast some of UCF's biggest moments in the program's history and has called every UCF football game since 1995, a streak well over 300 consecutive games. His 29 years at UCF is longest of any school's radio voice in the state of Florida.

Daniels was born in New York and grew up in south Florida. He has lived in Orlando since 1989 and is married with two daughters.

FM 96.9 The Game is the home of the UCF Knights. Catch Knights football, basketball and baseball games on FM 96.9, AM 740 and iHeart Radio. Download the app for free at 969thegame.com.





# LIVE WHERE THE WORLD VACATIONS



407





# THE SQUAD

2023-24 UCF Men's Basketball



**BIG 12** CONFERENCE



# Charlie May # 0

Guard | Redshirt Freshman | 6-5 | 183 | Boca Raton, Fla. | St. Andrews School

**SOCIAL MEDIA**

📷 @charlie.may12  
 🐦 @charlie12may

**COLLEGE PATH**

**22-23: Freshman - UCF**  
**23-24: Redshirt Freshman - UCF**

**FRESHMAN (2022-23)**

• Did not see game action during the 2022-23 season, earning a redshirt

**PRIOR TO UCF**

- Helped St. Andrews to a state championship in his sophomore season
- Earned three district titles from his freshman to junior years
- Was the team captain of his St. Andrews squad in his senior season

**PERSONAL**

• His father, Dusty May, is entering his sixth season as head coach of Florida Atlantic's men's basketball team and led the program to its first NCAA Final Four during the 2022-23 season. His brother, Jack May, is on Florida's men's basketball roster as a redshirt junior guard for the 2023-24 season.







**Did You Know? - Charlie May**  
Major: Communications  
Favorite pro athlete: Paul George  
Favorite pro team: Indiana Pacers  
Pre-game ritual: Listen to Youngboy  
Favorite movie: Step Brothers  
Favorite TV show: The Office  
Favorite music artist: NBA Youngboy  
Favorite food: Pizza  
Second favorite sport: Football  
Favorite off-day activity: Playing video games  
Fun fact: His dog has one eye  
Hidden talent: Good at Wii bowling





# Antwann Jones # 1

Guard | 5th Year | 6-6 | 215 | Orlando, Fla. | Oak Ridge Louisiana / Creighton / Memphis

### SOCIAL MEDIA

IG @\_twannnnn  
 TW @j5\_twann

### COLLEGE PATH

**18-19:** Freshman - Memphis  
**19-20:** Sophomore - Creighton  
**20-21:** Redshirt Sophomore - Creighton  
**21-22:** Redshirt Junior - Louisiana  
**22-23:** Redshirt Senior - Did Not Play  
**23-24:** 5th Year - UCF

### REDSHIRT JUNIOR (2021-22, AT LOUISIANA)

- Played in eight games, including one start against Jackson State
- Shot 40% from the field
- Recorded nine assists and added one block

### REDSHIRT SOPHOMORE (2020-21, AT CREIGHTON)

- Played in 30 games, including one start, while averaging 3.4 points, 2.2 rebounds and 1.3 assists per contest in 10.9 minutes per game
- Tied for sixth on the team with 12 three-pointers made
- Transfer from Memphis who sat out the 2019-20 season with the Bluejays
- Made his Creighton debut with 11 points, 5 rebounds and 4 assists vs. North Dakota State (11/29), then had 12 points and 6 assists vs. Omaha (12/1)
- Scored season-high 13 points in 13 minutes, adding four rebounds and two assists to lead comeback from 13 down vs. No. 22 Xavier (12/23)
- Scored eight points in 12 minutes vs. Seton Hall (1/6)
- Shot 3-for-3 to score eight points and add four rebounds and four assists in Madison Square Garden debut vs. Butler (3/11)
- Made NCAA Tournament debut in final minute of win vs. Ohio that sent Creighton to the Sweet 16 (3/22)

### SOPHOMORE (2019-20, AT CREIGHTON)

- Was able to practice, but redshirted and did not play for Creighton's BIG EAST champion team in 2019-20

### FRESHMAN (2018-19, AT MEMPHIS)

- Averaged 4.7 points and 3.0 rebounds in just over 16 minutes per game during his lone season at Memphis
- Saw action in 35-of-36 games, with six starts
- Shot 42.4 percent from the field, 34.1 percent from three-point range and 84.4 percent at the line
- Scored in double figures seven times, with a high of 16 points vs. Wichita State (1/3)
- Finished with six points, six rebounds, three steals and two assists before fouling out in 24 minutes off the bench against Creighton in a second-round NIT contest won by the Bluejays
- Scored in double digits for the first time when he had 14 points in 18 minutes vs. Canisius (11/23)
- Recorded three points, three rebounds, two assists and two steals in his collegiate debut vs. Tennessee Tech (11/6)
- Compiled a streak of four straight games with 11 points or more from 12/22-1/3, averaging 12.8 points in that span
- Grabbed season-high seven boards vs. Houston in an AAC Tournament semifinal (March 16)
- Dished five or more assists in four games

### HIGH SCHOOL

- Helped Oak Ridge to the 2018 Florida High School Activities Association (FHSAA) Class 9A state title
- Oak Ridge, located in Sky Lake, Fla., won its first state title with a 71-60 victory over Wellington in the championship game, as the Pioneers finished 30-4
- Ranked No. 18 shooting guard in nation and No. 80 player overall in 2018 class
- ESPN, Rivals and 247Sports listed him as a four-star recruit
- In the state semifinal against West Orange, finished with 30 points, nine rebounds, four assists and three blocks
- Coached by Steve Reece



## Career Stats

SEASON	TEAM	GP-GS	MIN/AVG	FG-FGA	FG%	3FG-3FGA	3FG%	FT-FTA	FT%	OFF	DEF	TOT	AVG	PF-FO	A	TO	BLK	STL	PTS	AVG
2018-19	Mem	35-6	580/16.6	56-132	.424	15-44	.341	38-45	.844	18	86	104	3.0	59-2	64	51	14	23	165	4.7
2020-21	CU	30-1	326/10.9	34-91	.374	12-37	.324	22-32	.688	15	52	67	2.2	36-0	39	22	6	7	102	3.4
2021-22	LA	8-1	65/8.1	6-15	.400	2-7	.286	3-7	.429	4	8	12	1.5	6-0	9	4	1	0	17	2.1
<b>TOTAL FOR UCF</b>		<b>0-0</b>	<b>0/0.0</b>	<b>0-0</b>	<b>.000</b>	<b>0-0</b>	<b>.000</b>	<b>0-0</b>	<b>.000</b>	<b>0</b>	<b>0</b>	<b>0</b>	<b>0.0</b>	<b>0-0</b>	<b>0</b>	<b>0</b>	<b>0</b>	<b>0</b>	<b>0</b>	<b>0.0</b>
<b>TOTAL</b>		<b>73-8</b>	<b>972/13.3</b>	<b>96-238</b>	<b>.403</b>	<b>29-88</b>	<b>.330</b>	<b>63-84</b>	<b>.750</b>	<b>37</b>	<b>146</b>	<b>183</b>	<b>2.5</b>	<b>101-2</b>	<b>112</b>	<b>77</b>	<b>21</b>	<b>30</b>	<b>284</b>	<b>3.9</b>

# Antwann Jones

## Did You Know?

**Major:** Marketing  
**Favorite pro athlete:** Shaquille O'Neal  
**Favorite pro team:** Baltimore Ravens  
**Pre-game ritual:** Pray, drink Starbucks, stretch, practice shooting, meditate  
**Favorite movie(s):** Iron Man  
**Favorite TV show:** Power  
**Favorite music artist:** Kodak Black  
**Favorite food:** Penne pasta alla vodka  
**Second favorite sport:** UFC  
**Favorite off-day activity:** Sleeping  
**Fun fact:** He and his mom share the same birthday  
**Hidden talent:** Can rap

## Career Highs

Points	16	Wichita State (1/3/19)
Rebounds	7	2x, last vs. Kennesaw St. (12/4/20)
Assists	6	Little Rock (12/19/18)
Steals	3	3x, last at Creighton (3/22/19)
Blocks	3	UCF (1/27/19)
FGs Made	7	Wichita State (1/3/19)
FGs Attempted	14	Canisius (11/23/18)
3-Pt. FGs Made	2	7x, last vs. Butler (3/11/21)
3-Pt. FGs Attempted	5	ECU (1/10/19)
FTs Made	7	Kennesaw St. (12/4/20)
FTs Attempted	8	Kennesaw St. (12/4/20)





# Shemarri Allen #2

Guard | 5th Year | 6-4 | 190 | Arden, N.C. | T.C. Roberson | UMKC / Cowley CC



### CAREER HONORS

All-Summit League Second Team  
2022-23

Summit League All-Defensive Team  
2022-23

### COLLEGE PATH

19-20: Freshman - Cowley CC

20-21: Sophomore - Cowley CC

21-22: Junior - UMKC

22-23: Senior - UMKC

23-24: 5th Year - UCF

### SOCIAL MEDIA

Instagram: @shemarriallen

Twitter: @shemarriallen23

### SENIOR (2022-23, AT UMKC)

- Second Team All-Summit League
- Summit League All-Defensive Team
- Appeared in 29 games, making 28 starts
- Played 34.7 minutes per game
- Averaged 17.0 points on 41.4% shooting, adding 5.0 rebounds, 2.7 assists and 2.0 steals per game
- Ranked top 10 in the Summit in FG% (6th), free throws made (5th), minutes per game (6th), points per game (6th) and steals per game (1st)
- Ranked top 100 in the NCAA in free-throw attempts (70th), minutes per game (96th), steals (57th) and steals per game (28th)
- Scored in double digits in 25 games, including 10 games above 20 points
- Pulled down seven-plus rebounds seven times
- Notched three-plus assists in 15 games
- Went for multiple steals 17 times
- Went for 14 points, five rebounds, four assists, three blocks and two steals in season opener against Lincoln on 11/7
- Scored 19 points at LSU on 11/9, adding six rebounds and three steals
- Had first-career 20-point game on 11/11 at Illinois, adding eight boards
- Dropped 21 points, adding eight rebounds and four steals at Kansas State on 11/17
- Went for 22 points in win over Indiana State on 11/22
- Scored 28 points with four steals at Green Bay on 12/10
- Notched season-high 34 points in triple-OT game at Denver on 12/29, including game-tying three at end of regulation
- Set program record by playing 54 minutes in that game
- Took away season-high six steals at North Dakota on 1/19, going along with 17 points, seven rebounds and six assists
- Averaged 22.7 points per game across six-game stretch from 1/21 through 2/9
- Scored 28 points in win over North Dakota State on 1/21, dishing a season-high seven assists
- Scored 23 points in win over Denver on 1/28, pulling down a season-high nine rebounds and adding four steals
- Scored 26 points in win at Western Illinois on 2/9
- Suffered season-ending arm injury against North Dakota on 2/18

### JUNIOR (2021-22, AT UMKC)

- Summit League Academic Honor Roll
- Appeared in 30 games, starting in seven
- Averaged nearly 23 and a half minutes per game, sixth-best on team
- 57.9% field goal percentage was second-best on team
- Ranked second on team with 14 blocks
- Averaged 4.8 points, 2.9 rebounds and 2.2 assists per game
- Played 30-plus minutes five times
- Scored eight-plus points five times
- Pulled down five-plus rebounds six times
- Dished three-plus assists 11 times
- Posted multiple steals seven times
- Went for two points, two rebounds and two assists in debut against Iowa on 11/12
- Scored seven points and pulled down four rebounds in win over Missouri on 11/15
- Earned first career start against Morehead State on 11/27, notching six points, five rebounds and three assists

## Career Stats

SEASON	TEAM	GP-GS	MIN/AVG	FG-FGA	FG%	3FG-3FGA	3FG%	FT-FTA	FT%	OFF	DEF	TOT	AVG	PF-FO	A	TO	BLK	STL	PTS	AVG
2021-22	KC	30-7	702/23.4	55-95	.579	0-15	.000	34-62	.548	22	65	87	2.9	107-9	65	30	14	26	144	4.8
2022-23	KC	29-28	1006/34.7	172-415	.414	24-70	.343	125-174	.718	50	95	145	5.0	83-1	77	71	13	59	493	17.0
<b>TOTAL</b>		<b>59-35</b>	<b>1708/28.9</b>	<b>227-510</b>	<b>.445</b>	<b>24-85</b>	<b>.282</b>	<b>159-236</b>	<b>.674</b>	<b>72</b>	<b>160</b>	<b>232</b>	<b>3.9</b>	<b>190-10</b>	<b>142</b>	<b>101</b>	<b>27</b>	<b>85</b>	<b>637</b>	<b>10.8</b>





# Darius Johnson #3

Guard | Junior | 6-1 | 200 | Boyds, Md. | Episcopal (Va.)

## CAREER HONORS

- AAC All-Freshman Team  
2021-22
- 2x AAC Rookie of the Week  
Jan. 24, 2022; Feb. 21, 2022
- 2x AAC Weekly Honor Roll  
Dec. 26 2022; Feb. 13, 2023

## COLLEGE PATH

- 21-22: Freshman - UCF
- 22-23: Sophomore - UCF
- 23-24: Junior - UCF

## SOCIAL MEDIA

- @dariusjohnson3
- @dariusjohnson3

### SOPHOMORE (2022-23)

- Played in 25 games, starting in 22 and playing 773 minutes
- Averaged 10.0 points, 4.2 assists and 3.0 rebounds per game
- Was the team's fourth-leading scorer with his 10.0 points per game
- Was the team's leading free throw shooter at 86.0% (43-for-50)
- Scored double-digit points in 14 games, including five games with 15 or more points
- Tallied 106 assists and 55 steals
- Shot 38.5% (89-for-231) from the field and 26.9% (28-for-104)
- Missed the first five games due to injury and then another four after sustaining a different injury at ECU (1/4)
- Netted a career-high 24 points at home against Miami (11/27) in just his second game back after returning from injury
- Tallied a career-high 10 assists twice, doing it first vs. Stetson (12/21) and then again vs. Tulsa (2/11)
- His two games with 10 assists resulted in double-doubles, scoring 16 points against Stetson and 13 against Tulsa
- Snatched a career-high seven steals at Wichita State (2/8)
- Made a career-high nine field goals against Miami (11/27) and attempted a career-high 17 shots at Ole Miss (12/14)
- Was named to the American Athletic Conference's Weekly Honor Roll twice (12/26, 2/13)
- Had 10 straight games with a steal to begin his season after returning from injury; did not tally a steal in just four of his 25 games

### FRESHMAN (2021-22)

- Saw action in all 30 games for the Knights, the only freshman and one of just four players on the team to do so
- Named to American Athletic Conference All-Freshman team
- Twice name American Athletic Conference Freshman of the Week on Jan. 24 and Feb. 21
- Started the last 11 games of the season, averaging 8.6 points, 4.9 rebounds, 4.8 assists and 1.6 steals per game over that stretch.
- On the season, shot 32.8 percent from the field and 29.9 percent from three-point range
- Finished third on the team with 30 steals and was second among Knights with 89 assists
- vs South Florida (3/10): Notched a career-high four steals and added 10 points, four assists and five rebounds to help UCF take down the Bulls in the first round of the AAC Tournament
- at Tulsa (3/6): Posted a career-high nine assists to go along with seven points and five rebounds
- at Tulane (3/3): Led UCF with 15 points while adding two steals and two assists
- vs Cincinnati (2/23): notching eight points, seven rebounds and five assists
- vs ECU (2/20): Tallied eight rebounds and six assists, both career-highs, to go along with eight points in win over the Pirates
- at No. 14 Houston (2/17): Led all Knights with 12 points, five assists, six rebounds and three steals
- vs Tulsa (2/14): Posted 14 points, a team-high five assists and added two steals to help UCF to victory
- vs Tulane (1/22): Notched a career-high 17 points, seven rebounds, and four assists in win over Green Wave
- at Wichita State (1/26): Was second on the team with 12 points scored
- at ECU (1/18): Posted 16 points on a career-high four made threes in UCF's 92-85 comeback win
- at South Florida (1/15): Tallied nine points, three steals and three assists
- vs Memphis (1/12): Posted 12 points as well as three assists and two rebounds in 74-64 win over Tigers
- vs N.C. A&T (12/11/21): Set career-high with six rebounds in 83-68 win
- Made collegiate debut on 11/10 in 69-59 win over Robert Morris
- Added three rebounds and two assists in debut



## Career Stats

SEASON	TEAM	GP-GS	MIN/AVG	FG-FGA	FG%	3FG-3FGA	3FG%	FT-FTA	FT%	OFF	DEF	TOT	AVG	PF-FO	A	TO	BLK	STL	PTS	AVG
2021-22	UCF	30-13	709/23.6	64-195	.328	26-87	.299	39-53	.736	16	84	100	3.3	62-2	89	59	1	30	193	6.4
2022-23	UCF	25-22	773/30.9	89-231	.385	28-104	.269	43-50	.860	17	59	76	3.0	65-4	106	61	2	55	249	10.0
<b>TOTAL</b>		<b>55-35</b>	<b>1482/26.9</b>	<b>153-426</b>	<b>.359</b>	<b>54-191</b>	<b>.283</b>	<b>82-103</b>	<b>.796</b>	<b>33</b>	<b>143</b>	<b>176</b>	<b>3.2</b>	<b>127-6</b>	<b>195</b>	<b>120</b>	<b>3</b>	<b>85</b>	<b>442</b>	<b>8.0</b>

# Darius Johnson



## 2022-23 Game-By-Game

Opponent	Date	GS	MIN	Total		3-Pointers		Free throws		Rebounds			PF	A	TO	BLK	STL	PTS	AVG		
				FG	FGA	PCT	3FG	3FGA	PCT	FT	FTA	PCT								OFF	DEF
Evansville	11/23/2022		13:32	1-2	500	0-0	000	0-0	000	0	3	3	0	2	4	2	0	2	2	2.0	
Miami (FL)	11/27/2022		26:27	9-15	600	2-5	400	4-4	1000	0	1	1	2	0	1	4	0	2	24	13.0	
Samford	12/04/2022		28:18	3-10	300	0-2	000	6-7	857	1	2	3	2	5	1	0	2	12	12.7		
Tarleton St.	12/11/2022	*	28:42	0-5	000	0-2	000	3-4	750	0	2	2	3	3	5	0	2	3	10.3		
at Ole Miss	12/14/2022	*	36:28	4-17	235	2-7	286	0-1	000	1	3	4	2	2	3	2	0	2	10	10.2	
vs Missouri	12/17/2022	*	36:50	4-9	444	2-4	500	2-2	1000	0	3	3	2	7	1	6	2	6	12	10.5	
Stetson	12/21/2022	*	36:12	7-11	636	2-6	333	0-0	000	0	2	2	2	6	0	10	1	0	1	16	11.3
Wichita St.	12/28/2022	*	37:53	4-10	400	1-5	200	6-6	1000	2	3	5	2	2	3	0	4	15	11.8		
at Houston	12/31/2022	*	37:26	5-12	417	1-6	167	6-6	1000	1	7	8	3	4	5	4	1	3	17	12.3	
at East Carolina	01/04/2023	*	24:40	3-8	375	1-2	500	0-0	000	0	1	1	3	2	3	1	0	1	7	11.8	
Houston	01/25/2023	*	32:15	3-11	273	0-4	000	3-3	1000	0	0	0	2	3	3	3	1	0	9	11.5	
Temple	01/28/2023	*	37:53	3-11	273	2-5	400	4-6	667	1	3	4	3	0	5	4	1	0	2	12	11.6
at Cincinnati	02/04/2023	*	34:51	4-12	333	2-7	286	2-2	1000	2	3	5	3	2	4	3	4	0	1	12	11.6
at Wichita St.	02/08/2023	*	38:21	4-12	333	2-5	400	2-2	1000	4	3	7	3	4	2	4	0	0	7	12	11.6
Tulsa	02/11/2023	*	29:49	5-10	500	3-6	500	0-0	000	0	1	1	3	3	10	0	0	0	0	13	11.7
at Memphis	02/16/2023	*	38:20	5-12	417	2-5	400	0-0	000	2	4	6	3	4	2	8	5	0	5	12	11.8
Cincinnati	02/19/2023	*	29:49	3-7	429	2-5	400	0-0	000	0	0	0	3	2	2	1	0	1	8	11.5	
South Fla.	02/22/2023	*	18:35	1-4	250	0-3	000	0-0	000	0	5	5	3	3	2	3	0	0	2	11.0	
at Tulsa	02/26/2023	*	25:02	0-1	000	0-1	000	0-0	000	0	1	1	3	2	3	5	3	0	0	10	10.4
at Temple	03/02/2023	*	33:36	2-6	333	1-5	200	0-0	000	0	1	1	3	1	3	1	0	0	5	10.2	
East Carolina	03/05/2023	*	30:05	5-8	625	0-2	000	0-0	000	0	1	1	3	0	1	4	1	0	1	10	10.1
vs SMU	03/09/2023	*	30:23	4-8	500	1-3	333	0-0	000	0	3	3	3	0	2	5	2	0	2	9	10.1
vs Memphis	03/10/2023	*	36:24	6-16	375	2-7	286	1-2	500	3	2	5	3	1	5	4	8	0	1	15	10.3
at Florida	03/15/2023	*	27:43	2-5	400	0-2	000	0-0	000	0	3	3	1	1	3	4	0	5	4	10.0	
at Oregon	03/19/2023	*	23:30	2-9	222	0-5	000	4-5	800	0	2	2	3	0	2	2	0	2	8	10.0	
<b>Totals</b>			<b>22</b>	<b>773:04</b>	<b>89-231</b>	<b>.385</b>	<b>28-104</b>	<b>.269</b>	<b>43-50</b>	<b>.860</b>	<b>17</b>	<b>59</b>	<b>76</b>	<b>3.0</b>	<b>65</b>	<b>106</b>	<b>61</b>	<b>2</b>	<b>55</b>	<b>249</b>	<b>10.0</b>

### Player Averages

Games Played	Minutes/game	Points/game	FG Pct	3FG Pct	FT Pct	Rebounds/game	Assists/game	Turnovers/game	Assist/Turnover ratio	Steals/game	Blocks/game
25	30.9	10.0	38.5	26.9	86.0	3.0	4.2	2.4	1.7	2.2	0.1

### HIGH SCHOOL

- Earned four stars from both Rivals and ESPN
- Ranked as the 108th best player in the country by Rivals
- Also ranked as high as the 18th best point guard in the nation and fourth best player out of Virginia
- Averaged 21 points, six rebounds and three assists per game as a junior at Episcopal High School in Alexandria, Va.
- Led his team to an 18-7 record and a trip to the Interstate Athletic Conference Championship game
- Earned All-VISAA (Virginia Independent Schools Athletic Association) Division I honors and second-team Washington Post All-Met

### PERSONAL

- Son of UCF Director of Player Development Kelvin Johnson
- Brother Xavier plays at Southern Illinois, is currently a fifth-year guard and will be playing in his second season with the Salukis after spending three seasons at George Mason. Xavier was named to the MVC All-Defensive Team in 2022-23.

### Did You Know?

- Major:** Hospitality
- Favorite pro athlete(s):** Damian Lillard, Kevin Durant, Steph Curry
- Favorite pro team:** Washington Commanders
- Pre-game ritual:** Nap
- Favorite movie(s):** Rush Hour
- Favorite TV show:** Power
- Favorite music artist:** Youngboy
- Favorite food:** Chicken
- Second favorite sport:** Football
- Favorite off-day activity:** Sleep
- Fun fact:** Used to play lacrosse
- Hidden talent:** Can sing



### 2022-23 Game Highs

Points	24	vs. Miami (11/27/22)
Rebounds	8	at Houston (12/31/22)
Assists	10	2x, last vs. Tulsa (2/11/23)
Steals	7	at Wichita State (2/8/23)
Blocks	1	at Houston (12/31/22)
FGs Made	9	vs. Miami (11/27/22)
FGs Attempted	17	at Ole Miss (12/14/22)
3-Pt. FGs Made	3	vs. Tulsa (2/11/23)
3-Pt. FGs Attempted	7	3x, last vs. Memphis (3/10/23)
FTs Made	6	3x, last at Houston (12/31/22)
FTs Attempted	7	vs. Samford (12/4/22)

### Career Highs

Points	24	vs. Miami (11/27/22)
Rebounds	8	2x, last at Houston (12/31/22)
Assists	10	2x, last vs. Tulsa (2/11/23)
Steals	7	at Wichita State (2/8/23)
Blocks	1	2x, last at Houston (12/31/22)
FGs Made	9	vs. Miami (11/27/22)
FGs Attempted	17	at Ole Miss (12/14/22)
3-Pt. FGs Made	4	at ECU (01/18/22)
3-Pt. FGs Attempted	9	at Tulane (03/03/22)
FTs Made	6	4x, last at Houston (12/31/22)
FTs Attempted	7	2x, last vs. Samford (12/4/22)





# Comeh Emuobor #4

Guard | Freshman | 6-5 | 205 | Raleigh, N.C. | Brewster Academy

**SOCIAL MEDIA**

Instagram: @comeh5  
 Twitter: @comeh\_emuobor

**COLLEGE PATH**

23-24: Freshman - UCF

**PRIOR TO UCF**

- A three-star small forward recruit ranked No. 7 in North Carolina and No. 41 at his position according to 247 Sports
- A top 200 national recruit according to 247 Sports' composite ranking
- Transferred to Brewster Academy in New Hampshire for his senior season
- Was North Carolina All-State in his sophomore and junior seasons, spending both at Ravencroft High in Raleigh.
- Averaged 17.1 points, 8.0 rebounds and 3.5 assists per game in his junior year at Ravencroft.
- Was named TISAC (Triangle Independent School Athletic Conference) MVP after his sophomore campaign
- Saw time on varsity his freshman season at Enloe High School, located in Raleigh, North Carolina.

**PERSONAL**

- Son to Maty and Joe Emuobor and is one of three siblings







**Did You Know? - Comeh Enuobor**  
Major: Undecided  
Favorite pro athlete: Victor Oladipo  
Favorite pro team: Los Angeles Lakers  
Pre-game ritual: Nap  
Favorite movie: Madagascar  
Favorite TV show: Martin  
Favorite music artist: Drake  
Favorite food: Pasta  
Second favorite sport: Soccer  
Favorite off-day activity: Sleep  
Fun fact: Likes animals  
Hidden talent: Can dance





# Omar Payne #5

Forward | 5th Year | 6-10 | 228 | Kissimmee, Fla. | Montverde Academy | Jacksonville / Illinois / Florida



**SOCIAL MEDIA**

📷 @ogomarpayne  
 🐦 @ogomarpayne

**COLLEGE PATH**

19-20: Freshman - Florida  
 20-21: Sophomore - Florida  
 21-22: Junior - Illinois  
 22-23: Senior - Jacksonville  
**23-24: 5th Year - UCF**

**SENIOR (2022-23, AT JACKSONVILLE)**

- Played in 25 games, starting nine
- Led team in field-goal percentage (.598) and blocks (26)
- Scored in double figures twice
- Recorded second career double-double, with 17 points and 10 rebounds vs. Voorhees
- Career-best three assists vs. Jacksonville State on 1/2
- Was a perfect four-for-four from the field in a win over Charleston Southern on 12/17

**JUNIOR (2021-22, AT ILLINOIS)**

- Played in 32 games, averaging 1.8 points and 1.7 rebounds
- Shot 61.8% from the field (21-34)
- Second on team with 24 blocks
- Three points in NCAA Tournament first-round win over Chattanooga (3/18)
- Three blocks in win at Northwestern (1/29)
- Seven points, three boards and two blocks in win over No. 10 Michigan State (1/25)
- Season highs of eight points and four blocks with five rebounds in win at Nebraska (1/11)
- Three rebounds and two blocks in win at Minnesota (1/4)
- Season-high seven rebounds in win over Rutgers (12/3)
- Seven points and five rebounds at Marquette (11/5)
- Five points in six minutes vs. Arkansas State (11/12)
- Four points, three rebounds and three blocks in Illini debut vs. Jackson State (11/9)

**SOPHOMORE (2020-21, AT FLORIDA)**

- Started eight of 24 games, averaging 3.8 points and 3.2 rebounds
- Shot 75% from the field to lead the Gators (39-52)
- Second on the team with 29 blocked shots, ranking 10th in the SEC (1.2 bpg)
- Scored in double figures three times, with season-high 10 points vs. Boston College (12/3/20), Georgia (1/23/21) and South Carolina (2/3/21)
- Set season high in rebounding with nine boards in back-to-back games vs. Tennessee (1/19/21) and Georgia (1/23/21)
- Career-high five blocks vs. Tennessee (1/19/21)

**FRESHMAN (2019-20, AT FLORIDA)**

- Averaged 3.8 points and 3.7 rebounds in 30 games with seven starts during his freshman campaign
- Posted a double-double in the win vs. No. 4 Auburn with 19 points and 11 rebounds. Shot 9-for-9 from the field in the win, joining teammate Andrew Nembhard as the only SEC players since 2000 to shoot 1.000 with nine-plus field goals in a conference game
- Earned his first career start vs. Long Beach State and responded with 11 points and nine boards
- Had nine rebounds in 12 minutes at South Carolina, providing valuable minutes off the bench
- Grabbed nine rebounds in the win vs. Saint Joseph's

**PREP**

- Helped Montverde to a 22-3 record and a semifinal appearance in the GEICO Nationals in the 2018-19 season
- Prior to enrolling at Montverde Academy for his senior year, played at Osceola High School in Kissimmee, Florida for three years and helped the team to the 2017 Class 9A state championship and a 28-2 record
- Had a double-double with 10 points and 10 blocked shots in the 2017 state semifinals
- Top-50 recruit in Class of 2019 ranked No. 44 by ESPN and No. 45 by 247Sports Composite

**PERSONAL**

- Son of Diane Pemberton and has one sister, Kayla; mother Diane played volleyball in high school
- SEC All-Academic two years
- Born Nov. 2, 2000 in Miami

## Career Stats

SEASON	TEAM	GP-GS	MIN/AVG	FG-FGA	FG%	3FG-3FGA	3FG%	FT-FTA	FT%	OFF	DEF	TOT	AVG	PF-FO	A	TO	BLK	STL	PTS	AVG
2019-20	UF	30-7	452/15.1	51-83	.614	0-0	.000	13-35	.371	54	53	107	3.6	66-1	7	18	34	8	115	3.8
2020-21	UF	24-8	375/15.6	39-52	.750	0-0	.000	12-21	.571	29	47	76	3.2	58-0	9	14	29	10	90	3.8
2021-22	Illini	32-3	240/7.5	21-34	.618	0-0	.000	15-28	.536	19	34	53	1.7	58-1	5	18	24	3	57	1.8
2022-23	JVille	25-9	424/17.0	52-87	.598	1-1	1.000	15-26	.577	23	57	80	3.2	41-0	13	20	26	8	120	4.8
<b>TOTAL FOR JVILLE</b>		<b>25-9</b>	<b>424/17.0</b>	<b>52-87</b>	<b>.598</b>	<b>1-1</b>	<b>1.000</b>	<b>15-26</b>	<b>.577</b>	<b>23</b>	<b>57</b>	<b>80</b>	<b>3.2</b>	<b>41-0</b>	<b>13</b>	<b>20</b>	<b>26</b>	<b>8</b>	<b>120</b>	<b>4.8</b>
<b>TOTAL</b>		<b>111-27</b>	<b>1491/13.4</b>	<b>163-256</b>	<b>.637</b>	<b>1-1</b>	<b>1.000</b>	<b>55-110</b>	<b>.500</b>	<b>125</b>	<b>191</b>	<b>316</b>	<b>2.8</b>	<b>223-2</b>	<b>34</b>	<b>70</b>	<b>113</b>	<b>29</b>	<b>382</b>	<b>3.4</b>

# Omar Payne



**Did You Know?**  
 Major: Communications  
 Favorite pro athlete: LeBron James  
 Favorite pro team: Miami Heat  
 Pre-game ritual: Listen to music  
 Favorite movie: The Conjuring  
 Favorite TV show: Family Guy  
 Favorite music artist: Kodak Black  
 Favorite food: Lasagna  
 Second favorite sport: Football  
 Favorite off-day activity: Playing NBA 2K  
 Fun fact: Elite NBA 2K player  
 Hidden talent: Excellent chef



## 2022-23 Game-By-Game

Opponent	Date	GS	MIN	Total FG-FGA	PCT	3FG-3FGA	PCT	Free throws FT-FTA	PCT	Rebounds OFF	DEF	TOT	AVG	PF	A	TO	BLK	STL	PTS	AVG
at Duke	11/07/2022	*	30:01	2-3	.667	0-0	.000	0-0	.000	1	2	3	3.0	1	1	0	2	0	4	4.0
Johnson (FL)	11/11/2022		10:06	3-4	.750	0-0	.000	0-2	.000	1	1	2	2.5	1	1	0	1	0	6	5.0
Voorhees	11/20/2022	*	26:20	7-10	.700	0-0	.000	3-6	.500	5	5	10	5.0	1	2	0	3	1	17	9.0
at Campbell	11/23/2022	*	21:51	1-2	.500	0-0	.000	1-2	.500	3	2	5	5.0	3	0	3	3	1	3	7.5
at UAB	11/30/2022	*	32:13	4-7	.571	0-0	.000	2-2	1.000	0	6	6	5.2	1	1	0	1	1	10	8.0
Charleston So.	12/17/2022		14:43	4-4	1.000	1-1	1.000	0-2	.000	0	1	1	4.5	0	0	0	1	0	9	8.2
at ULM	12/20/2022		12:18	2-3	.667	0-0	.000	0-0	.000	2	2	4	4.4	0	1	1	0	1	4	7.6
at Notre Dame	12/27/2022		23:53	5-6	.833	0-0	.000	0-0	.000	1	8	9	5.0	3	0	2	2	1	10	7.9
at FGCU	12/31/2022		13:27	1-3	.333	0-0	.000	0-0	.000	0	1	1	4.6	2	1	3	2	0	2	7.2
Jacksonville St.	01/02/2023		24:21	2-5	.400	0-0	.000	1-2	.500	0	2	2	4.3	1	3	2	1	0	5	7.0
at Stetson	01/05/2023		12:28	1-3	.333	0-0	.000	1-2	.500	0	2	2	4.1	0	0	0	0	0	3	6.6
Lipscomb	01/07/2023		20:22	1-2	.500	0-0	.000	2-2	1.000	1	2	3	4.0	1	0	1	3	0	4	6.4
at Kennesaw St.	01/12/2023	*	09:31	3-3	1.000	0-0	.000	0-0	.000	1	1	2	3.8	2	0	1	0	0	6	6.4
at Jacksonville St.	01/14/2023	*	19:33	0-4	.000	0-0	.000	0-0	.000	0	2	2	3.7	3	0	0	1	0	0	5.9
Liberty	01/19/2023	*	15:27	1-4	.250	0-0	.000	0-0	.000	1	1	2	3.6	4	0	1	0	0	2	5.7
at North Ala.	01/26/2023		02:02	0-0	.000	0-0	.000	0-0	.000	0	0	0	3.4	0	0	0	0	0	0	5.3
at Central Ark.	01/28/2023		00:52	0-0	.000	0-0	.000	0-0	.000	0	0	0	3.2	4	0	1	0	0	0	5.0
North Florida	02/02/2023		08:22	2-3	.667	0-0	.000	0-0	.000	0	2	2	3.1	2	0	0	0	0	4	4.9
at North Florida	02/04/2023		21:02	2-3	.667	0-0	.000	2-2	1.000	0	0	0	2.9	3	0	0	1	0	6	5.0
Stetson	02/09/2023		23:20	1-1	1.000	0-0	.000	0-0	.000	0	4	4	3.0	1	0	2	1	1	2	4.9
FGCU	02/11/2023		16:48	2-2	1.000	0-0	.000	0-0	.000	2	1	3	3.0	3	0	2	0	0	4	4.8
at Austin Peay	02/16/2023	*	21:02	2-5	.400	0-0	.000	2-2	1.000	3	4	7	3.2	2	0	1	0	0	6	4.9
at Lipscomb	02/18/2023	*	14:16	1-2	.500	0-0	.000	0-0	.000	0	1	1	3.1	1	0	0	0	0	2	4.7
Bellarmine	02/22/2023		13:32	2-3	.667	0-0	.000	0-0	.000	1	1	2	3.0	1	2	0	2	0	4	4.7
Eastern Ky.	02/24/2023		16:23	3-5	.600	0-0	.000	1-2	.500	1	6	7	3.2	1	1	0	2	2	7	4.8
<b>Totals</b>			<b>9 424:13</b>	<b>52-87</b>	<b>.598</b>	<b>1-1</b>	<b>1.000</b>	<b>15-26</b>	<b>.577</b>	<b>23</b>	<b>57</b>	<b>80</b>	<b>3.2</b>	<b>41</b>	<b>13</b>	<b>20</b>	<b>26</b>	<b>8</b>	<b>120</b>	<b>4.8</b>

### Player Averages

Games Played	Minutes/game	Points/game	FG Pct	3FG Pct	FT Pct	Rebounds/game	Assists/game	Turnovers/game	Assist/Turnover ratio	Steals/game	Blocks/game
25	17.0	4.8	59.8	100.0	57.7	3.2	0.5	0.8	0.7	0.3	1.0



### 2022-23 Game Highs

Points	17	Voorhees (11/20/22)
Rebounds	10	Voorhees (11/20/22)
Assists	3	Jacksonville St. (1/2/23)
Steals	2	4x, last vs. E. Kentucky (2/24/23)
Blocks	3	3x, last vs. Lipscomb (1/7/23)
FGs Made	7	Voorhees (11/20/22)
FGs Attempted	10	Voorhees (11/20/22)
3-Pt. FGs Made	1	Charleston Southern (12/17/22)
3-Pt. FGs Attempted	1	Charleston Southern (12/17/22)
FTs Made	3	Voorhees (11/20/22)
FTs Attempted	6	Voorhees (11/20/22)

### Career Highs

Points	19	Auburn (1/18/20)
Rebounds	11	Auburn (1/18/20)
Assists	3	Jacksonville St. (1/2/23)
Steals	2	4x, last vs. E. Kentucky (2/24/23)
Blocks	5	Tennessee (1/19/21)
FGs Made	9	Auburn (1/18/20)
FGs Attempted	10	Voorhees (11/20/22)
3-Pt. FGs Made	1	Charleston Southern (12/17/22)
3-Pt. FGs Attempted	1	Charleston Southern (12/17/22)
FTs Made	4	at Nebraska (1/11/22)
FTs Attempted	6	Voorhees (11/20/22)



# Mintautas Mockus #10

Guard/Forward | Freshman | 6-7 | 191 | Klaipeda, Lithuania | Klaipeda Vetrunges Gymnasium

**SOCIAL MEDIA**

Instagram: @mintas12  
 Twitter: @MintasMoc

**COLLEGE PATH**

23-24: Freshman - UCF



**PRIOR TO UCF**

- Was the leading scorer among all attendees at the NBA Academy Games in July 2023 in Atlanta, Ga.
- Played in international basketball leagues from 2020-23 in Lithuania and Spain
- Played in the top two leagues in Lithuania, playing 25 games in the Lithuanian Basketball League with Prienai and 40 in the second tier for Kretingos Kretinga and Klaipedos Neptunas-Akvaservis
- Remained in his home country into 2023 and made the jump to the third tier of Spanish basketball, LEB Plata, and played in nine contests for Clinica Ponferrada
- Was a member of the U18 Lithuania national team for the 2021 FIBA U18 European Challengers tournament; playing in five games, averaging 9.0 points, 6.8 rebounds and 4.4 assists while averaging nearly 22.5 minutes while shooting 40.6% from the field





**Did You Know? - Mintautas Mockus**  
Major: Communications  
Favorite pro athlete: Luka Doncic  
Favorite pro team: Milwaukee Bucks  
Pre-game ritual: Listen to music  
Favorite movie: The Batman  
Favorite TV show: Stranger Things  
Favorite music artist: Tyler the Creator  
Favorite food: Chinese Food  
Second favorite sport: Soccer  
Favorite off-day activity: Video games  
Fun fact: Likes to swim  
Hidden talent: Can speak four languages





# Ibrahima Diallo # 11

Forward | 5th Year | 7-0 | 246 | Saly, Senegal | Prolific Prep | San Jose State / Ohio State

### SOCIAL MEDIA

- @ibrahimaa\_diallo
- @ibrahimadiallo

### COLLEGE PATH

- 19-20: Freshman - Ohio State
- 20-21: Sophomore - Ohio State
- 21-22: Junior - San Jose State
- 22-23: Senior - San Jose State
- 23-24: 5th Year - UCF



### SENIOR (2022-23, AT SAN JOSE STATE)

- Started all 35 games at center and averaged 6.0 points and 6.0 rebounds per game
- One of the nation's best players in blocking shots at 1.66 pg, ranking 51st in the country
- Set the Provident Credit Union Event Center (San Jose State's home arena) record with eight blocks in the win over Alabama State
- Third on San Jose State's single-season blocked shots list with 58, a mark that ranked him 40th nationally
- Ranked seventh in all-time blocked shots prior to leaving San Jose State with 78 in 48 games played
- His eight blocks against Alabama State were tied for the second-highest total in a game in 2022-23
- Had at least one blocked shot in 27 games and two or more in 19 games
- Season-best 12 points and 6-of-7 from the field at Boise State
- Added 12 points and was 6-for-9 from the field in a home game with New Mexico
- Back-to-back double-figure scoring games with 10 points against Ball State and at No. 11 Arkansas
- Back-to-back double-figure rebounding games with 11 against CSU Bakersfield and 10 at Santa Clara
- Posted a double-double of the season with 10 points and 10 rebounds against Wyoming
- Career-best 15 rebounds in a win over Boise State
- Twelve rebounds at Air Force and nine rebounds in home game over New Mexico
- Had five games in which he totaled double-digit rebounds

### JUNIOR (2021-22, AT SAN JOSE STATE)

- Averaged 7.8 points and 7.2 boards per game
- Started 12 of 13 games played
- Averaged 22.1 minutes per game
- Went 7 for 11 from the floor against New Mexico (2/20)
- Career-high 16 points, plus 10 rebounds against Cal Baptist (11/18)
- Tallied three blocks against Fullerton (11/11)

### SOPHOMORE (2020-21, AT OHIO STATE)

- Played in five games, seeing 10 minutes of action
- Pulled in four rebounds and registered a block

### FRESHMAN (2019-20, AT OHIO STATE)

- Played in eight games, seeing 41 minutes of in-game action
- Registered 10 points, going 5-for-13, a 39% clip and pulled in 15 total rebounds
- Tallied three blocks

### HIGH SCHOOL

- Played at Prolific Prep in Napa Valley, Calif.
- Arrived in the United States from Senegal in 2016, while he was in high school
- Averaged a double-double of 10 points and 11 rebounds in 10 games as a senior
- Also averaged just shy of four blocks per game

## Career Stats

SEASON	TEAM	GP-GS	MIN/AVG	FG-FGA	FG%	3FG-3FGA	3FG%	FT-FTA	FT%	OFF	DEF	TOT	AVG	PF-FO	A	TO	BLK	STL	PTS	AVG
2019-20	OSU	8-0	41/5.2	5-13	.385	0-0	.000	0-2	.000	8	7	15	1.9	6-0	0	4	3	0	10	1.3
2020-21	OSU	5-0	10/2.1	0-2	.000	0-0	.000	1-4	.250	3	1	4	0.8	0-0	0	0	1	0	1	0.2
2021-22	SJSU	13-12	287/22.1	44-88	.500	0-0	.000	13-36	.361	35	59	94	7.2	44-3	2	31	20	11	101	7.8
2022-23	SJSU	35-35	609/17.4	88-150	.587	0-1	.000	35-67	.522	77	133	210	6.0	89-1	16	41	58	12	211	6.0
<b>TOTAL FOR SJSU</b>		<b>48-47</b>	<b>896/18.7</b>	<b>132-238</b>	<b>.555</b>	<b>0-1</b>	<b>.000</b>	<b>48-103</b>	<b>.466</b>	<b>112</b>	<b>192</b>	<b>304</b>	<b>6.3</b>	<b>133-4</b>	<b>18</b>	<b>72</b>	<b>78</b>	<b>23</b>	<b>312</b>	<b>6.5</b>
<b>TOTAL</b>		<b>61-47</b>	<b>948/15.5</b>	<b>137-253</b>	<b>.542</b>	<b>0-1</b>	<b>.000</b>	<b>49-109</b>	<b>.450</b>	<b>123</b>	<b>200</b>	<b>323</b>	<b>5.3</b>	<b>139-4</b>	<b>18</b>	<b>76</b>	<b>82</b>	<b>23</b>	<b>323</b>	<b>5.3</b>

# Ibrahima Diallo



## 2022-23 Game-By-Game

Opponent	Date	GS	MIN	Total			3-Pointers		Free throws		Rebounds			PF	A	TO	BLK	STL	PTS	AVG	
				FG-FGA	PCT	3FG-3FGA	PCT	FT-FTA	PCT	OFF	DEF	TOT	AVG								
Ga. Southern	11/08/2022	*	20:44	4-6	.667	0-0	.000	1-4	.250	0	6	6	6.0	1	2	1	2	1	9	9.0	
Bethesda (CA)	11/12/2022	*	12:24	2-4	.500	0-0	.000	0-0	.000	1	1	2	4.0	1	1	0	0	0	4	6.5	
Alabama St.	11/15/2022	*	18:47	2-4	.500	0-0	.000	2-5	.400	0	4	4	4.0	4	0	4	0	8	0	6.3	
Hofstra	11/17/2022	*	22:07	3-6	.500	0-0	.000	0-0	.000	1	3	4	4.0	4	1	0	1	1	6	6.3	
at Northern Colo.	11/19/2022	*	13:31	4-5	.800	0-0	.000	1-2	.500	1	3	4	4.0	2	0	0	0	0	9	6.8	
vs North Texas	11/25/2022	*	14:56	2-2	1.000	0-0	.000	0-2	.000	0	3	3	3.8	1	1	2	2	0	4	6.3	
vs Oakland	11/26/2022	*	11:21	2-3	.667	0-0	.000	0-0	.000	1	2	3	3.7	2	0	1	2	1	4	6.0	
vs Ball St.	11/27/2022	*	18:45	5-7	.714	0-0	.000	0-0	.000	1	3	4	3.8	5	1	3	2	0	10	6.5	
at Arkansas	12/03/2022	*	16:46	5-9	.556	0-0	.000	0-1	.000	2	2	4	3.8	4	0	1	2	0	10	6.9	
CSU Bakersfield	12/06/2022	*	26:01	2-6	.333	0-0	.000	5-6	.833	5	6	11	4.5	1	0	0	2	0	9	7.1	
at Santa Clara	12/10/2022	*	21:43	2-4	.500	0-0	.000	3-4	.750	3	7	10	5.0	4	3	3	2	0	7	7.1	
at Pacific	12/17/2022	*	19:03	1-3	.333	0-0	.000	1-2	.500	1	6	7	5.2	2	0	2	2	1	3	6.8	
Cal Poly	12/20/2022	*	19:42	4-5	.800	0-0	.000	1-1	1.000	0	8	8	5.4	2	0	2	3	2	9	6.9	
UNLV	12/28/2022	*	10:44	0-0	.000	0-0	.000	2-2	1.000	2	4	6	5.4	3	0	2	2	0	2	6.6	
at Colorado St.	12/31/2022	*	17:34	1-2	.500	0-0	.000	0-0	.000	1	3	4	5.3	1	0	2	1	0	2	6.3	
at Boise St.	01/03/2023	*	25:05	6-7	.857	0-0	.000	0-0	.000	2	3	5	5.3	3	0	1	5	1	12	6.6	
Nevada	01/07/2023	*	19:50	0-4	.000	0-0	.000	3-4	.750	1	7	8	5.5	0	1	0	1	0	3	6.4	
Fresno St.	01/10/2023	*	20:47	4-5	.800	0-0	.000	4-4	1.000	6	2	8	5.6	1	1	3	2	1	8	6.5	
at New Mexico	01/17/2023	*	16:52	4-7	.571	0-0	.000	0-2	.000	1	3	4	5.5	4	0	0	0	0	8	6.6	
at Utah St.	01/21/2023	*	19:59	2-6	.333	0-1	.000	2-2	1.000	2	3	5	5.5	3	0	0	0	0	6	6.6	
Air Force	01/24/2023	*	09:07	3-3	1.000	0-0	.000	0-0	.000	0	1	1	5.3	3	1	0	1	0	6	6.5	
at San Diego St.	01/28/2023	*	18:05	0-1	.000	0-0	.000	2-3	.667	2	4	6	5.3	3	1	1	1	0	2	6.3	
Wyoming	02/04/2023	*	20:25	3-4	.750	0-0	.000	4-5	.800	5	5	10	5.5	1	0	3	0	0	10	6.5	
at Fresno St.	02/07/2023	*	16:28	1-2	.500	0-0	.000	1-2	.500	2	4	6	5.5	0	1	0	2	0	3	6.3	
Utah St.	02/11/2023	*	16:55	2-3	.667	0-0	.000	4-6	.667	2	2	4	5.5	4	0	0	3	1	8	6.4	
at UNLV	02/14/2023	*	17:08	4-4	1.000	0-0	.000	4-4	1.000	4	4	8	5.6	4	0	3	1	0	8	6.5	
New Mexico	02/17/2023	*	18:05	6-9	.667	0-0	.000	0-3	.000	5	4	9	5.7	4	1	0	1	0	12	6.7	
at Nevada	02/21/2023	*	18:37	3-4	.750	0-0	.000	0-0	.000	2	5	7	5.8	4	0	0	2	0	6	6.6	
Boise St.	02/25/2023	*	28:17	4-7	.571	0-0	.000	0-0	.000	7	8	15	6.1	4	1	1	1	1	8	6.7	
Colorado St.	02/28/2023	*	14:46	1-2	.500	0-0	.000	1-2	.500	4	3	7	6.1	2	0	1	2	1	3	6.6	
at Air Force	03/04/2023	*	16:41	1-2	.500	0-0	.000	2-4	.500	4	8	12	6.3	4	0	1	4	0	4	6.5	
vs Nevada	03/09/2023	*	14:51	1-2	.500	0-0	.000	0-1	.000	2	1	3	6.2	3	0	1	0	0	2	6.3	
vs San Diego St.	03/10/2023	*	17:49	3-6	.500	0-0	.000	0-0	.000	5	3	8	6.2	2	0	1	0	0	6	6.3	
vs Southern Ind.	03/18/2023	*	09:00	1-3	.333	0-0	.000	0-0	.000	1	0	1	6.1	2	0	1	1	1	2	6.2	
vs Radford	03/20/2023	*	06:00	0-3	.000	0-0	.000	0-0	.000	1	2	3	6.0	1	0	1	0	0	0	6.0	
<b>Totals</b>			<b>35</b>	<b>608:55</b>	<b>88-150</b>	<b>.587</b>	<b>0-1</b>	<b>.000</b>	<b>35-67</b>	<b>.522</b>	<b>77</b>	<b>133</b>	<b>210</b>	<b>6.0</b>	<b>89</b>	<b>16</b>	<b>41</b>	<b>58</b>	<b>12</b>	<b>211</b>	<b>6.0</b>

### Did You Know?

- Major: Communications
- Favorite pro athlete: Joel Embiid
- Favorite pro team: Los Angeles Lakers
- Pre-game ritual: Pray, talk to parents, nap, eat and listen to music
- Favorite movie: Black Panther
- Favorite TV show: Money Heist
- Favorite music artist: Burna Boy
- Favorite food: Jollof Rice
- Second favorite sport: Soccer
- Favorite off-day activity: Sleeping and watching Disney+
- Hidden talent: Very good at soccer



### 2022-23 Game Highs

- Points 12 2x, last vs. New Mexico (2/17/23)
- Rebounds 15 Boise State (2/25/23)
- Assists 3 at Santa Clara (12/10/22)
- Steals 2 vs. Cal Poly (12/20/22)
- Blocks 8 Alabama State (11/15/22)
- FGs Made 7 2x, last vs. New Mexico (2/20/22)
- FGs Attempted 11 New Mexico (2/20/22)
- 3-Pt. FGs Made N/A -
- 3-Pt. FGs Attempted 1 at Utah State (1/21/23)
- FTs Made 5 CSU Bakersfield (12/6/22)
- FTs Attempted 6 2x, last vs. Utah St. (2/11/23)

### Career Highs

- Points 16 at California Baptist (11/18/21)
- Rebounds 15 Boise State (2/25/23)
- Assists 3 at Santa Clara (12/10/22)
- Steals 3 Cal St. Fullerton (11/11/21)
- Blocks 8 Alabama State (11/15/22)
- FGs Made 7 2x, last vs. New Mexico (2/20/22)
- FGs Attempted 11 New Mexico (2/20/22)
- 3-Pt. FGs Made N/A -
- 3-Pt. FGs Attempted 1 at Utah State (1/21/23)
- FTs Made 7 Northern Colorado (11/23/21)
- FTs Attempted 8 Northern Colorado (11/23/21)





# DeMarr Langford Jr. #12

Guard | Senior | 6-5 | 230 | Worcester, Mass. | Brewster Academy | Boston College

### SOCIAL MEDIA

@demarrlangford\_jr  
@langford\_demarr

### COLLEGE PATH

20-21: Freshman - Boston College  
21-22: Sophomore - Boston College  
22-23: Junior - Boston College  
23-24: Senior - UCF



### JUNIOR (2022-23, AT BOSTON COLLEGE)

- Played in 23 games, starting in 15 and playing 651 minutes
- Averaged 7.0 points per game and shot 44.2% (65-for-147) from the field
- Averaged 2.8 rebounds and 1.8 assists per game
- Scored a season-high 20 points on the road at No. 16 Miami on 1/11/23
- Had seven games in which he scored double-digit points

### SOPHOMORE (2021-22, AT BOSTON COLLEGE)

- Played in 32 games, starting in 30 and averaging 34.7 minutes per game
- Averaged 11.3 points per game and shot 45.6% (140-for-307) from the field, both career highs
- Averaged 4.8 rebounds and 2.3 assists per game
- Collected 35 steals and added 16 blocks
- Scored a career-high 23 points against Notre Dame on Feb. 16, 2022
- Had 19 games in which he reached double-digit points

### FRESHMAN (2020-21, AT BOSTON COLLEGE)

- Earned his first collegiate start vs. Rhode Island, adding seven points, five boards and two assists
- At Duke, finished with 12 point (5-7 FG), eight rebounds, three assists and two steals
- Had 14 points (5-7 FG) and four boards vs. Virginia
- Scored 10 points in 20 minutes at Syracuse
- Poured in a season-high 19 points, making 9-of-11 from the foul line, in a win over Notre Dame
- Added eight points and four boards against Duke at the ACC Tournament

### HIGH SCHOOL

- Consensus top-100 rated recruit
- Ranked 97th on ESPN 100 list, ranking third among all players in New Hampshire
- Rivals ranked him 94th and 20th nationally at his position
- 247Sports tabbed him 90th and 24th among all his position
- New England Recruiting Report ranked him fifth among all recruits
- Spent his final season (2019-20) of prep at Brewster Academy in New Hampshire, helping head coach Jason Smith to a 32-1 overall record
- Brewster captured the New England Preparatory School Athletic Council (NEPSAC) Class AAA and its second straight National Prep School Championship
- One of 11 players from his Brewster squad to earn a Division I scholarship
- Was nominated for the McDonalds All-American game
- Played AAU with the Mass Rivals Program along with Eagle classmate Justin Vander Baan
- Younger brother of former Providence and Boston Colloge guard Makai Ashton-Langford, spending two seasons with Providence from 2017-19 and four with Boston College from 2019-23, finishing his career with 142 games played and a 39.7% clip from the field, averaging 8.3 points per game

## Career Stats

SEASON	TEAM	GP-GS	MIN/AVG	FG-FGA	FG%	3FG-3FGA	3FG%	FT-FTA	FT%	OFF	DEF	TOT	AVG	PF-FO	A	TO	BLK	STL	PTS	AVG
2020-21	BC	18-9	459/25.5	39-95	.411	4-17	.235	39-52	.750	27	49	76	4.2	24-0	25	35	0	20	121	6.7
2021-22	BC	32-30	1110/34.7	140-307	.456	7-26	.269	75-112	.670	48	107	155	4.8	40-0	73	49	16	35	362	11.3
2022-23	BC	23-15	651/28.3	65-147	.442	5-19	.263	25-35	.714	21	43	64	2.8	32-1	42	36	6	10	160	7.0
<b>TOTAL</b>		<b>73-54</b>	<b>2220/30.4</b>	<b>244-549</b>	<b>.444</b>	<b>16-62</b>	<b>.258</b>	<b>139-199</b>	<b>.698</b>	<b>96</b>	<b>199</b>	<b>295</b>	<b>4.0</b>	<b>96-1</b>	<b>140</b>	<b>120</b>	<b>22</b>	<b>65</b>	<b>643</b>	<b>8.8</b>

# DeMarr Langford Jr.



**Did You Know?**  
 Major: Communications  
 Favorite pro athlete: Russell Westbrook  
 Favorite pro team: Baltimore Ravens  
 Pre-game ritual: Listen to music and eat cereal  
 Favorite movie: The SpongeBob Movie  
 Favorite TV show: Family Guy  
 Favorite music artist: Juice Wrld  
 Favorite food: His mom's mac and cheese  
 Second favorite sport: Football  
 Favorite off-day activity: Sleeping  
 Fun fact: Thinks if he grew up in a warmer state he'd be playing football  
 Hidden talent: Enjoys fishing



## 2022-23 Game-By-Game

Opponent	Date	GS	MIN	Total		3-Pointers		Free throws		Rebounds			PF	A	TO	BLK	STL	PTS	AVG		
				FG-FGA	PCT	3FG-3FGA	PCT	FT-FTA	PCT	OFF	DEF	TOT								AVG	
Maine	11/14/2022		28:15	4-5	.800	0-0	.000	2-4	.500	1	1	2	2.0	3	0	1	2	0	10	10.0	
vs George Mason	11/18/2022	*	31:31	4-10	.400	0-1	.000	0-0	.000	1	0	1	1.5	0	2	0	0	0	8	9.0	
vs Tarleton St.	11/20/2022	*	16:54	0-1	.000	0-0	.000	3-4	.750	0	3	3	2.0	0	2	1	0	3	7.0		
Rhode Island	11/27/2022		26:22	2-6	.333	0-0	.000	1-3	.333	0	3	3	2.3	0	1	1	1	0	5	6.5	
at Nebraska	11/30/2022		31:32	2-4	.500	0-1	.000	0-0	.000	1	2	3	2.4	1	4	2	0	0	4	6.0	
at Duke	12/03/2022		34:52	2-9	.222	0-2	.000	1-1	1.000	0	2	2	2.3	0	2	0	0	1	5	5.8	
New Hampshire	12/06/2022	*	28:27	4-11	.364	0-2	.000	2-3	.667	1	0	1	2.1	5	1	1	1	1	10	6.4	
vs Villanova	12/10/2022	*	35:19	6-13	.462	1-5	.200	0-0	.000	0	1	1	2.0	1	2	3	0	0	13	7.3	
Stonehill	12/13/2022	*	33:28	2-5	.400	0-0	.000	1-2	.500	0	4	4	2.2	0	1	4	0	1	5	7.0	
Virginia Tech	12/21/2022	*	40:38	3-9	.333	0-0	.000	2-2	1.000	5	1	6	2.6	2	1	2	1	1	8	7.1	
at Syracuse	12/31/2022	*	29:48	2-4	.500	0-0	.000	2-2	1.000	0	2	2	2.5	3	3	4	0	0	6	7.0	
Notre Dame	01/03/2023	*	35:58	1-6	.167	0-0	.000	2-2	1.000	1	6	7	2.9	0	8	1	0	0	4	6.8	
Duke	01/07/2023	*	29:32	4-11	.364	1-2	.500	2-2	1.000	3	5	8	3.3	4	2	1	0	0	11	7.1	
at Miami (FL)	01/11/2023	*	35:22	10-13	.769	0-0	.000	0-0	.000	1	0	1	3.1	3	6	1	0	0	20	8.0	
Wake Forest	01/14/2023	*	22:01	1-4	.250	0-0	.000	2-2	1.000	2	0	2	3.1	1	1	1	0	0	4	7.7	
at North Carolina	01/17/2023	*	32:53	3-6	.500	0-0	.000	2-2	1.000	0	3	3	3.1	3	4	1	0	0	8	7.8	
at Notre Dame	01/21/2023	*	33:51	4-6	.667	0-0	.000	2-2	1.000	0	1	1	2.9	3	4	1	0	3	10	7.9	
Louisville	01/25/2023	*	26:49	1-2	.500	0-0	.000	0-0	.000	0	1	1	2.8	1	0	2	0	0	3	7.6	
at Virginia	01/28/2023	*	16:30	1-3	.333	0-0	.000	0-0	.000	0	0	0	2.7	0	0	3	0	1	2	7.3	
at Florida St.	02/18/2023		20:26	1-4	.250	1-1	1.000	0-2	.000	1	3	4	2.8	1	2	4	0	0	3	7.1	
Virginia	02/22/2023		20:00	5-5	1.000	1-1	1.000	1-2	.500	0	2	2	2.7	0	0	1	0	2	12	7.3	
vs Louisville	03/07/2023		19:05	2-6	.333	0-1	.000	0-0	.000	3	1	4	2.8	1	1	1	0	0	4	7.2	
vs North Carolina	03/08/2023		21:22	1-4	.250	0-1	.000	0-0	.000	1	2	3	2.8	0	0	0	0	0	2	7.0	
<b>Totals</b>			<b>15</b>	<b>650:55</b>	<b>65-147</b>	<b>.442</b>	<b>5-19</b>	<b>.263</b>	<b>25-35</b>	<b>.714</b>	<b>21</b>	<b>43</b>	<b>64</b>	<b>2.8</b>	<b>32</b>	<b>42</b>	<b>36</b>	<b>6</b>	<b>10</b>	<b>160</b>	<b>7.0</b>



### 2022-23 Game Highs

Points	20	at Miami (1/11/23)
Rebounds	8	Duke (1/7/23)
Assists	8	Notre Dame (1/3/23)
Steals	3	at Notre Dame (1/21/23)
Blocks	2	Maine (11/14/22)
FGs Made	10	at Miami (1/11/23)
FGs Attempted	13	2x, last at Miami (1/11/23)
3-Pt. FGs Made	1	5x, last vs. Virginia (2/22/23)
3-Pt. FGs Attempted	5	Villanova (12/20/22)
FTs Made	3	vs. Tarleton (11/20/22)
FTs Attempted	4	2x, last vs. Tarleton (11/20/22)

### Career Highs

Points	23	at Notre Dame (2/16/22)
Rebounds	11	Clemson (2/26/22)
Assists	8	Notre Dame (1/3/23)
Steals	4	2x, last at NC State (2/23/22)
Blocks	3	at Clemson (1/15/22)
FGs Made	10	2x, last at Miami (1/11/23)
FGs Attempted	15	Pittsburgh (1/30/22)
3-Pt. FGs Made	1	16x, last vs. Virginia (2/22/23)
3-Pt. FGs Attempted	5	Villanova (12/20/22)
FTs Made	9	Notre Dame (2/27/21)
FTs Attempted	11	Notre Dame (2/27/21)





# Marchelus Avery #13

Forward | Senior | 6-7 | 210 | Richmond, Va. | Central Pointe Post Grad  
New Mexico State / Northwest Florida State

### SOCIAL MEDIA

📷 @chiaveryy  
🐦 @Ballout\_chii

### COLLEGE PATH

20-21: Freshman - NW Florida State  
21-22: Sophomore - New Mexico State  
22-23: Junior - New Mexico State  
23-24: Senior - UCF



### JUNIOR (2022-23, AT NEW MEXICO STATE)

- Started seven games, including five straight contests between 12/18-12/31
- Averaged 8.2 points per game and 4.5 rebounds per game
- Poured in a career-high 26 points versus Northern New Mexico on 11-14 shooting from the floor
- Finished with double digits in the scoring column on seven occasions
- Posted double-doubles versus North Carolina A&T (20 points, 10 rebounds) and at Stephen F. Austin (16 points, 10 rebounds)

### SOPHOMORE (2021-22, AT NEW MEXICO STATE)

- Took part in 23 games and averaged 4.1 points, 2.5 rebounds and 0.6 assists in 11.1 minutes per game
- Finished season with shooting splits of .446/.313/.667
- Logged six minutes in his Aggie debut, grabbing two rebounds in a non-conference home win over UC Irvine (11/9)
- Reached for a season-best nine rebounds to go along with six points, a block and a steal during a non-conference home victory over New Mexico Highlands (11/24)
- Appeared in the starting lineup for the first time in a non-conference win over Northern New Mexico where he finished with 17 points, eight rebounds and an assist in a season-high 26 minutes of action (12/18)
- Pumped in a season-high 22 points on 8-of-10 from the field while matching his season high with two assists in a non-conference home victory over UT Permian Basin (12/20)
- Helped New Mexico State capture its fourth WAC regular-season title in the last five seasons

### FRESHMAN (2020-21, AT NORTHWEST FLORIDA STATE)

- Began collegiate career at junior-college level in Florida
- Played in four of the Raiders' 21 contests and averaged 11.8 points, 7.8 rebounds and 0.5 assists per game
- Reached or eclipsed the double-digit scoring mark in two games, the first time with 19 points against South Georgia Technical College and then 10 at State College of Florida, Manatee-Sarasota the next game
- In his collegiate debut, put up a line of nine points, eight rebounds, an assist and a steal in a two-point victory over Daytona State College (1/23)
- Posted a season-high 19 points and completed a double-double effort by grabbing a season-high 10 rebounds to go along with two steals, one assist and a blocked shot in a narrow setback to South Georgia Technical College (1/27)

### HIGH SCHOOL

- Turned heads with his above-the-rim play and athleticism at Central Pointe Post Grad
- Generated multiple 30+ points and 10+ rebound performances during his tenure at the institution
- Helped Central Pointe Post Grad earn a state championship
- Rated as a three-star recruit during his pre-collegiate days

## Career Stats

SEASON	TEAM	GP-GS	MIN/AVG	FG-FGA	FG%	3FG-3FGA	3FG%	FT-FTA	FT%	OFF	DEF	TOT	AVG	PF-FO	A	TO	BLK	STL	PTS	AVG
2021-22	NMSU	23-2	257/11.2	33-74	.446	10-32	.313	18-27	.667	21	36	57	2.5	20-0	13	13	7	11	94	4.1
2022-23	NMSU	21-7	388/18.5	65-137	.474	23-55	.418	20-32	.625	36	58	94	4.5	33-0	19	24	5	11	173	8.2
<b>TOTAL</b>		<b>44-9</b>	<b>645/14.7</b>	<b>98-211</b>	<b>.464</b>	<b>33-87</b>	<b>.379</b>	<b>38-59</b>	<b>.644</b>	<b>57</b>	<b>94</b>	<b>151</b>	<b>3.4</b>	<b>53-0</b>	<b>32</b>	<b>37</b>	<b>12</b>	<b>22</b>	<b>267</b>	<b>6.1</b>

# Marchelus Avery



## 2022-23 Game-By-Game

Opponent	Date	GS	MIN	Total FG-FGA	PCT	3FG-3FGA	PCT	FT-FTA	PCT	Rebounds OFF	DEF	TOT	AVG	PF	A	TO	BLK	STL	PTS	AVG
N.M. Highlands	11/07/2022		17:04	5-6	.833	3-4	.750	0-0	.000	2	4	6	6.0	0	2	0	2	13	13.0	
at UTEP	11/12/2022		18:40	3-6	.500	1-2	.500	0-0	.000	0	3	3	4.5	2	1	2	0	1	7	10.0
vs San Diego	11/25/2022		09:53	2-4	.500	0-0	.000	0-0	.000	0	0	0	3.0	0	0	0	0	0	4	8.0
vs UC Irvine	11/26/2022		10:41	3-4	.750	0-0	.000	0-0	.000	0	0	0	2.3	1	1	0	0	0	6	7.5
UTEP	11/30/2022		21:38	1-3	.333	1-3	.333	0-2	.000	2	2	4	2.6	4	2	0	1	1	3	6.6
Simon Fraser	12/05/2022		17:26	2-4	.500	0-2	.000	0-2	.000	3	4	7	3.3	0	1	1	0	0	4	6.2
at Duquesne	12/11/2022		21:24	2-6	.333	0-1	.000	0-0	.000	3	2	5	3.6	1	0	0	0	2	4	5.9
at Saint Mary's (CA)	12/14/2022		19:09	3-6	.500	1-2	.500	4-5	.800	1	2	3	3.5	3	0	0	2	0	11	6.5
Northern N.M.	12/18/2022	*	27:30	11-14	.786	1-3	.333	3-3	1.000	5	3	8	4.0	1	1	2	0	1	26	8.7
vs Kent St.	12/21/2022	*	20:59	2-9	.222	0-3	.000	0-0	.000	2	2	4	4.0	4	2	2	1	0	4	8.2
vs N.C. A&T	12/22/2022	*	27:02	7-15	.467	2-7	.286	4-6	.667	4	6	10	4.5	2	2	1	0	0	20	9.3
Southern Utah	12/28/2022	*	25:48	3-8	.375	1-2	.500	0-0	.000	3	3	6	4.7	2	3	2	1	0	7	9.1
Sam Houston	12/31/2022	*	24:22	3-7	.429	3-4	.750	3-4	.750	3	2	5	4.7	2	2	2	0	1	12	9.3
at SFA	01/04/2023		23:39	6-12	.500	2-4	.500	2-2	1.000	3	7	10	5.1	4	0	3	0	1	16	9.8
California Baptist	01/07/2023		25:40	2-3	.667	2-2	1.000	1-2	.500	1	5	6	5.1	1	0	0	0	0	7	9.6
at Seattle U	01/12/2023		21:00	3-8	.375	3-6	.500	0-0	.000	2	5	7	5.3	3	3	1	0	1	9	9.6
UT Arlington	01/14/2023		18:29	3-8	.375	1-3	.333	0-0	.000	0	5	5	5.2	1	0	3	0	0	7	9.4
at Southern Utah	01/19/2023	*	27:23	4-10	.400	2-4	.500	3-6	.500	1	1	2	5.1	0	1	2	0	0	13	9.6
at Utah Tech	01/21/2023		03:44	0-2	.000	0-1	.000	0-0	.000	0	0	0	4.8	0	0	0	0	0	0	9.1
Seattle U	02/04/2023		01:14	0-0	.000	0-0	.000	0-0	.000	0	1	1	4.6	2	0	1	0	0	0	8.7
at Grand Canyon	02/08/2023		05:13	0-2	.000	0-2	.000	0-0	.000	1	1	2	4.5	0	0	0	0	0	0	8.2
<b>Totals</b>		<b>7</b>	<b>387:58</b>	<b>65-137</b>	<b>.474</b>	<b>23-55</b>	<b>.418</b>	<b>20-32</b>	<b>.625</b>	<b>36</b>	<b>58</b>	<b>94</b>	<b>4.5</b>	<b>33</b>	<b>19</b>	<b>24</b>	<b>5</b>	<b>11</b>	<b>173</b>	<b>8.2</b>

### Did You Know?

- Major: Interdisciplinary Studies
- Favorite pro athlete: Derrick Rose
- Favorite pro team: Los Angeles Lakers
- Pre-game ritual: Listen to music, eat, stretch
- Favorite movie: How High
- Favorite TV show: SpongeBob
- Favorite music artist: Babyface Ray
- Favorite food: Chicken nuggets
- Second favorite sport: Football
- Favorite off-day activity: Video games
- Fun fact: Knows how to play the piano
- Hidden talent: Playing football



### 2022-23 Game Highs

- Points 26 Northern N.M. (12/18/22)
- Rebounds 10 2x, last at SFA (1/4/23)
- Assists 3 2x, last at Seattle (1/12/23)
- Steals 2 2x, last at Duquesne (12/11/22)
- Blocks 2 at Saint Mary's (12/14/22)
- FGs Made 11 Northern N.M. (12/18/22)
- FGs Attempted 15 vs. N.C. A&T (12/22/22)
- 3-Pt. FGs Made 3 3x, last at Seattle (1/12/23)
- 3-Pt. FGs Attempted 7 vs. N.C. A&T (12/22/22)
- FTs Made 4 2x, last vs. N.C. A&T (12/22/22)
- FTs Attempted 6 2x, last at Southern Utah (1/19/23)

### Career Highs

- Points 26 Northern N.M. (12/18/22)
- Rebounds 10 2x, last at SFA (1/4/23)
- Assists 3 2x, last at Seattle (1/12/23)
- Steals 2 4x, last at Duquesne (12/11/22)
- Blocks 2 3x, last at Saint Mary's (12/14/22)
- FGs Made 11 Northern N.M. (12/18/22)
- FGs Attempted 15 vs. N.C. A&T (12/22/22)
- 3-Pt. FGs Made 3 4x, last at Seattle (1/12/23)
- 3-Pt. FGs Attempted 7 vs. N.C. A&T (12/22/22)
- FTs Made 5 Texas Permian Basin (12/20/21)
- FTs Attempted 7 Texas Permian Basin (12/20/21)





# Michael Kalina #14

Guard | Redshirt Freshman | 6-1 | 174 | Boca Raton, Fla. | North Broward Prep

**SOCIAL MEDIA**

📷 @michaelkalinaa  
 🐦 @MichaelKalina9

**COLLEGE PATH**

22-23: *Freshman - UCF*  
 23-24: *Redshirt Freshman - UCF*

**FRESHMAN (2022-23)**

• Did not see game action during the 2022-23 season, earning a redshirt

**HIGH SCHOOL**

- Played at North Broward Prep in Coconut Grove, Fla.
- Helped Eagles to 28-3 record, best in school history, as senior in 2021-22
- Helped North Broward Prep to #5 state ranking and regional semifinals of Florida 4A state tournament (before loss to Calgary Christian Academy and fellow UCF freshmen Taylor and Tyler Hendricks)
- Averaged 10.6 points, 4.1 rebounds, 4.6 assists, 1.9 steals as senior in 2021-22
- Earned first-team all-county and first-team all-district honors as junior in 2019-20
- Played for coach Casey Wohlleb

**PERSONAL**

• Son to Roger and Lauren Kalina, has one sister, Jaden





**Did You Know? - Michael Kalina**

- Major: Business
- Favorite pro athlete: Allen Iverson
- Favorite pro team: Philadelphia Eagles
- Pre-game ritual: Nap
- Favorite movie: Like Mike
- Favorite TV show: Prison Break
- Favorite music artist: Bryson Tiller
- Favorite food: Steak and mac & cheese
- Second favorite sport: Football
- Favorite off-day activity: Clothes shopping
- Fun fact: Tyler and Taylor Hendricks put an end to Michael's high school basketball career
- Hidden talent: Can do a backflip





# Tyler Hendricks #15

Guard | Redshirt Freshman | 6-6 | 190 | Fort Lauderdale, Fla. | Calvary Christian Academy

**SOCIAL MEDIA**

@tylerhendricks1  
@tylerhendricks

**COLLEGE PATH**

22-23: *Freshman - UCF*  
23-24: *Redshirt Freshman - UCF*

**FRESHMAN (2022-23)**

- Did not see game action during the 2022-23 season, earning a redshirt.
- One of 12 sets of twins and one of 33 sets of brothers in NCAA Division I college basketball along with Taylor Hendricks.

**HIGH SCHOOL**

- ESPN and Rivals three-star prospect
- Played for Calvary Christian Academy in Fort Lauderdale, Fla.
- Led Calvary Christian to Florida 3A state championship as a junior and senior in 2020-21 and 2021-22
- Averaged 6.7 points and 3.3 rebounds as senior in 2021-22
- Averaged 5.3 points and 2.7 rebounds as junior in 2020-21
- Played for coach Cilk McSweeney

**PERSONAL**

- Son of Danielle Hendricks
- Has two brothers—twin Taylor (who became UCF's first lottery and first round NBA Draft pick in 2023) and brother Jamal





**Did You Know? - Tyler Hendricks**  
Major: Business  
Favorite pro athlete: Russell Westbrook  
Favorite pro team: Utah Jazz  
Pre-game ritual: Pray  
Favorite movie: Transformers  
Favorite TV show: Breaking Bad  
Favorite music artist: Drake  
Favorite food: Pizza  
Second favorite sport: Football  
Favorite off-day activity: Watching Netflix  
Fun fact: Football was the first sport he played  
Hidden talent: Can play piano





# Poohpha Warakulnukroh #20

Guard | Redshirt Sophomore | 5-11 | 177 | Bangkok, Thailand | Montverde Academy



**SOCIAL MEDIA**

Instagram: @poohphaw  
 Twitter: @PoohphaW10

**COLLEGE PATH**

22-23: R-Freshman - UCF  
 23-24: R-Sophomore - UCF

**REDSHIRT FRESHMAN (2022-23)**

- Played in seven games, coming off the bench in each and playing a combined 14 minutes
- Made his collegiate debut against Western Illinois (11/14), scoring four points, hitting a three-pointer and a free throw
- Sunk first three shots of his career, spanning over three different games
- Scored 12 points and tallied two assists
- Shot 66.7% from the field (four-for-six) and was a perfect two-for-two from beyond the three-point arc
- Scored career-high four points twice (11/14 vs. Western Illinois, 3/5 vs. ECU)
- Made an appearance in UCF's NIT contest at Florida on 3/15

**FRESHMAN (2021-22)**

- Served as a student manager for the men's basketball program. Earned a redshirt in the process.

**HIGH SCHOOL**

- Played at Montverde Academy in Montverde, Florida
- Was the team MVP and leading scorer on the Varsity/Post Grad Team as a senior
- Joined the varsity team his junior after moving from Thailand
- 3x3 National Tournament Champion in Thailand for U-16 as a sophomore
- Leading scorer and MVP for varsity in Thailand as a freshman
- Also played tennis, ranking top 10 in Thailand
- Played competitively in golf and soccer

**PERSONAL**

- Born in Bangkok, Thailand, came to the United States when he was 15 in August 2019.
- Son to Chanin and Panatda Warakulnukroh

## Career Stats

SEASON	TEAM	GP-GS	MIN/AVG	FG-FGA	FG%	3FG-3FGA	3FG%	FT-FTA	FT%	OFF	DEF	TOT	AVG	PF-FO	A	TO	BLK	STL	PTS	AVG
2022-23	UCF	7-0	14/2.0	4-6	.667	2-2	1.000	2-4	.500	0	0	0	0.0	3-0	2	1	0	0	12	1.7
<b>TOTAL</b>		<b>7-0</b>	<b>14/2.0</b>	<b>4-6</b>	<b>.667</b>	<b>2-2</b>	<b>1.000</b>	<b>2-4</b>	<b>.500</b>	<b>0</b>	<b>0</b>	<b>0</b>	<b>0.0</b>	<b>3-0</b>	<b>2</b>	<b>1</b>	<b>0</b>	<b>0</b>	<b>12</b>	<b>1.7</b>



# Poohpha Warakulnukroh



## 2022-23 Game-By-Game

Opponent	Date	GS	MIN	Total		3-Pointers		Free throws		Rebounds			PF	A	TO	BLK	STL	PTS	AVG
				FG-FGA	PCT	3FG-3FGA	PCT	FT-FTA	PCT	OFF	DEF	TOT							
Western Ill.	11/14/2022		03:34	1-1	1.000	1-1	1.000	1-2	.500	0	0	0	0	0	0	0	0	4	4.0
Evansville	11/23/2022		00:57	0-0	.000	0-0	.000	0-0	.000	0	0	0	0	0	0	0	0	0	2.0
Tarleton St.	12/11/2022		01:37	0-0	.000	0-0	.000	0-0	.000	0	0	0	0	0	0	0	0	0	1.3
SMU	01/08/2023		02:22	1-1	1.000	0-0	.000	0-0	.000	0	0	0	0	1	1	0	0	2	1.5
Tulsa	02/11/2023		02:49	1-2	.500	0-0	.000	0-0	.000	0	0	0	0	1	1	0	0	2	1.6
East Carolina	03/05/2023		01:47	1-1	1.000	1-1	1.000	1-2	.500	0	0	0	0	2	0	0	0	4	2.0
at Florida	03/15/2023		01:08	0-1	.000	0-0	.000	0-0	.000	0	0	0	0	0	0	0	0	0	1.7
<b>Totals</b>		<b>0</b>	<b>14:14</b>	<b>4-6</b>	<b>.667</b>	<b>2-2</b>	<b>1.000</b>	<b>2-4</b>	<b>.500</b>	<b>0</b>	<b>0</b>	<b>0</b>	<b>0</b>	<b>3</b>	<b>2</b>	<b>1</b>	<b>0</b>	<b>12</b>	<b>1.7</b>

## 2022-23 Game Highs

Points	4	2x, last vs. ECU (3/5/23)
Rebounds	N/A	-
Assists	1	2x, last vs. Tulsa (2/11/23)
Steals	N/A	-
Blocks	N/A	-
FGs Made	1	3x, last vs. ECU (3/5/23)
FGs Attempted	2	vs. Tulsa (2/11/23)
3-Pt. FGs Made	1	2x, last vs. ECU (3/5/23)
3-Pt. FGs Attempted	1	2x, last vs. ECU (3/5/23)
FTs Made	1	2x, last vs. ECU (3/5/23)
FTs Attempted	2	2x, last vs. ECU (3/5/23)

## Career Highs

Points	4	2x, last vs. ECU (3/5/23)
Rebounds	N/A	-
Assists	1	2x, last vs. Tulsa (2/11/23)
Steals	N/A	-
Blocks	N/A	-
FGs Made	1	3x, last vs. ECU (3/5/23)
FGs Attempted	2	vs. Tulsa (2/11/23)
3-Pt. FGs Made	1	2x, last vs. ECU (3/5/23)
3-Pt. FGs Attempted	1	2x, last vs. ECU (3/5/23)
FTs Made	1	2x, last vs. ECU (3/5/23)
FTs Attempted	2	2x, last vs. ECU (3/5/23)



### Did You Know?

- Major: Mechanical Engineering / Math
- Favorite pro athlete: Steve Nash
- Favorite pro team: San Antonio Spurs
- Pre-game ritual: Listen to slow music
- Favorite movie: Whiplash
- Favorite TV show: Breaking Bad
- Favorite music artist: Elliott Smith
- Favorite food: Thai Food
- Second favorite sport: Soccer
- Favorite off-day activity: Sleeping
- Fun fact: Has a black belt in taekwondo
- Hidden talent: Can play the guitar and sing





# C.J. Walker #21

Forward | 5th Year | 6-8 | 215 | Sanford, Fla. | Oak Ridge | Oregon



### SOCIAL MEDIA

Instagram: @cjwalker\_14  
Twitter: @Cjwalker\_14

### COLLEGE PATH

19-20: Freshman - Oregon  
20-21: *Sophomore - UCF*  
21-22: *Junior - UCF*  
22-23: *Senior - UCF*  
23-24: *5th Year - UCF*

### SENIOR (2022-23)

- Battled injuries throughout season; team announced he was out for remainder of season on 1/8
- Played in four games, coming off the bench in all four and playing in 76 minutes
- Finished the campaign averaging 19.5 minutes, 5.0 points and 3.5 rebounds per game
- Tallied three blocks, three steals and two assists
- Was 7-for-19 shooting (36.8%) and made two-of-six three-pointers
- Made season debut against Florida State (11/11), tallying six points and a rebound
- Scored season-high eight points against Western Illinois (11/14) and pulled in season-high five rebounds
- Recorded two steals in Baha Mar Hoops Bahamas Championship semifinals against Oklahoma State (11/18)
- Played his final game of the season against Miami (11/27), netting four points and four rebounds.

### JUNIOR (2021-22)

- Played in all 30 games, starting 19
- Averaged 15 points per game over last three games of the regular season
- Finished second among Knights with 170 rebounds (5.7 per game)
- at Tulane (3/3): Posted second double-double of season after notching a career-high 16 rebounds to go along with 13 points
- at Tulsa (3/6): Led team with a career-high 19 points while adding four rebounds and a steal
- at Miami (11/13): Recorded second double-double of career in 95-89 win, racking up 14 points (second on the team) and 11 rebounds (led the team)
- Hit 6-of-8 shots, including 1-of-2 from three-point range in win at Miami
- vs South Florida (3/10): Was second on the team with seven rebounds and added three blocks and six points in win over the Bulls in the first round of the AAC Tournament
- vs Cincinnati (2/23): Led the team on Senior Knight, tallying 13 points on 5-of-7 shooting including 2-of-2 from three
- at Wichita State (1/26): Rattled off 11 points, six rebounds and two blocks
- vs Tulane (1/22): Posted six rebounds and five points to help UCF take down the Green Wave
- at ECU (1/18): Notched nine points, two assists and four rebounds in comeback win
- at South Florida (01/15): Posted nine points and four rebounds, both team-highs
- vs Memphis (1/12): Was second on the team with 12 points while adding a team-high seven rebounds, a block and a steal to help the Knights take down the Tigers
- vs Temple (1/5): Posted a team-high nine rebounds to go along with seven points against the Owls
- Tallied a career-high 12 rebounds and notched six points in 65-48 win at Temple on 12/15
- vs Bethune-Cookman (12/5): Notched 10 points on 5-of-7 shooting while adding a career-high three assists and four rebounds in win
- Led the team with eight rebounds in season opening win over Robert Morris (11/10)
- Was third on the team in scoring in season opener with 12 points

### SOPHOMORE (2020-21)

- Appeared in 21 of 23 games, starting 15 times in first season at UCF
- Averaged 7.0 points and tied for the team lead with 5.0 rebounds per game, which ranked 19th in the conference
- Increased rebound total to 5.1 per game during league contests, which ranked 15th among AAC players
- Led The American with 1.7 blocked shots per game, ranking 47th in the nation
- Also ranked 14th in the league with 1.6 offensive rebounds per game and his 1.9 offensive boards per league game ranked seventh
- Auburn (11/30): Scored nine points and grabbed eight rebounds in debut as a Knight

## Career Stats

SEASON	TEAM	GP-GS	MIN/AVG	FG-FGA	FG%	3FG-3FGA	3FG%	FT-FTA	FT%	OFF	DEF	TOT	AVG	PF-FO	A	TO	BLK	STL	PTS	AVG
2019-20	Oregon	28-7	417/14.9	43-113	.381	9-31	.290	17-35	.486	22	49	71	2.5	58-2	8	23	15	11	112	4.0
2020-21	UCF	21-15	540/25.7	55-124	.444	2-14	.143	36-62	.581	34	70	104	5.0	46-1	19	28	36	19	148	7.0
2021-22	UCF	30-19	758/25.3	90-188	.479	13-35	.371	57-98	.582	47	123	170	5.7	49-0	29	29	26	8	250	8.3
2022-23	UCF	4-0	76/19.1	7-19	.368	2-6	.333	4-8	.500	4	10	14	3.5	12-0	2	8	3	3	20	5.0
<b>TOTAL FOR UCF</b>		<b>55-34</b>	<b>1374/25.0</b>	<b>152-331</b>	<b>.459</b>	<b>17-55</b>	<b>.309</b>	<b>97-168</b>	<b>.577</b>	<b>85</b>	<b>203</b>	<b>288</b>	<b>5.2</b>	<b>107-1</b>	<b>50</b>	<b>65</b>	<b>65</b>	<b>30</b>	<b>418</b>	<b>7.6</b>
<b>TOTAL</b>		<b>83-41</b>	<b>1792/21.6</b>	<b>195-444</b>	<b>.439</b>	<b>26-86</b>	<b>.302</b>	<b>114-203</b>	<b>.562</b>	<b>107</b>	<b>252</b>	<b>359</b>	<b>4.3</b>	<b>165-3</b>	<b>58</b>	<b>88</b>	<b>80</b>	<b>41</b>	<b>530</b>	<b>6.4</b>

# C.J. Walker



- Cincinnati (12/22): Had seven points and blocked four shots
- SMU (1/23): Put up 10 points and added four rebounds
- at Memphis (2/3): Had 15 points on 6-of-9 shooting, adding seven boards
- Tulane (2/12): Blocked four shots and scored six points
- at Cincinnati (2/14): Scored 12 points and grabbed a career-high 10 rebounds
- South Florida (2/17): Matched career high with 18 points on 7-of-12 shooting, adding nine rebounds and matching a career high with four blocks
- at Tulane (2/20): Scored 14 points and went 6-of-7 from the free throw line, to go with three blocked shots

## FRESHMAN (2019-20, AT OREGON)

- Appeared in 28 games with seven starts
- Averaged 4.0 points per game
- California (3/5): Led Oregon with six rebounds and two blocks
- at Washington (1/11): Scored six points on 3-of-6 shooting off the bench and keyed the press that led to Oregon's overtime comeback win
- Hawaii (12/7): Scored a season-high 18 points on 8-of-10 shooting
- Averaged 10.0 points and 4.0 rebounds in 23 minutes p/gm off the bench in Battle 4 Atlantis
- UT Arlington (11/17): Grabbed a season-high eight rebounds
- Boise State (11/9): Made first career start
- Fresno State (11/5): Played 11 minutes off the bench in collegiate debut, grabbing two rebounds

## HIGH SCHOOL

- Five-star recruit with a scout grade of 92 according to ESPN.com
- Ranked 19th in ESPN's top 100 for the 2019 recruiting class
- Rivals also listed him as a five-star prospect and 24th nationally
- The No. 30 player overall according to 247Sports
- Named the 2018-19 Orlando Sentinel boys basketball player of the year
- Selected to play in the Jordan Brand Classic Game
- Was the Florida Dairy Farmers Mr. Basketball runner-up
- Named Class 9A Player of the Year
- Averaged 15.8 points, 13.8 rebounds and 3.8 blocked shots during his senior campaign (2018-19)
- Averaged 15.9 points, 9.9 rebounds and 2.5 blocks over 16 games during the 2018 Nike EYBL circuit
- Averaged 18.2 points, 7.8 rebounds and 2.0 blocks per game at the Peach Jam
- Spent his freshman season at Seminole of Sanford and his sophomore and junior seasons at Orlando Christian Prep before transferring to Oak Ridge in Orlando for his senior campaign
- Led Orlando Christian Prep to back-to-back state championship titles
- Netted 14 points and grabbed eight rebounds in the state championship game his junior season

## Did You Know?

- Major:** Communications
- Favorite pro athlete:** Vince Carter
- Favorite pro team:** Orlando Magic
- Pre-game ritual:** Hot tub, stretch, eat a big meal
- Favorite movie:** Friday
- Favorite TV show:** The Boondocks
- Favorite music artist:** Kodak Black
- Favorite food:** Sushi
- Second favorite sport:** Boxing
- Favorite off-day activity:** Nap
- Fun fact:** Can beatbox
- Hidden talent:** Knows magic tricks

## 2022-23 Game-By-Game

Opponent	Date	GS	MIN	Total		3-Pointers		Free throws		Rebounds			PF	A	TO	BLK	STL	PTS	AVG	
				FG-FGA	PCT	3FG-3FGA	PCT	FT-FTA	PCT	OFF	DEF	TOT								AVG
Florida St.	11/11/2022		10:27	2-4	.500	1-1	1.000	1-2	.500	0	1	1	1.0	4	0	1	0	0	6	6.0
Western Ill.	11/14/2022		16:25	2-6	.333	1-3	.333	3-4	.750	0	5	5	3.0	1	1	2	1	1	8	7.0
vs Oklahoma St.	11/18/2022		29:01	1-6	.167	0-2	.000	0-0	.000	2	2	4	3.3	4	0	4	1	2	2	5.3
Miami (FL)	11/27/2022		20:33	2-3	.667	0-0	.000	0-2	.000	2	2	4	3.5	3	1	1	1	0	4	5.0
<b>Totals</b>		<b>0</b>	<b>76:26</b>	<b>7-19</b>	<b>.368</b>	<b>2-6</b>	<b>.333</b>	<b>4-8</b>	<b>.500</b>	<b>4</b>	<b>10</b>	<b>14</b>	<b>3.5</b>	<b>12</b>	<b>2</b>	<b>8</b>	<b>3</b>	<b>3</b>	<b>20</b>	<b>5.0</b>



## 2022-23 Game Highs

Points	8	Western Illinois (11/14/22)
Rebounds	5	Western Illinois (11/14/22)
Assists	1	2x, last vs. Miami (11/27/22)
Steals	2	vs. Oklahoma State (11/18/22)
Blocks	1	3x, last vs. Miami (11/27/22)
FGs Made	2	3x, last vs. Miami (11/27/22)
FGs Attempted	6	2x, last vs. Oklahoma State (11/18/22)
3-Pt. FGs Made	1	2x, last vs. Western Illinois (11/14/22)
3-Pt. FGs Attempted	3	Western Illinois (11/14/22)
FTs Made	3	Western Illinois (11/14/22)
FTs Attempted	4	Western Illinois (11/14/22)

## Career Highs

Points	19	at Tulsa (3/6/22)
Rebounds	16	at Tulane (3/3/22)
Assists	3	2x, last vs. N.C. A&T (12/11/21)
Steals	3	2x, last at Memphis (2/1/21)
Blocks	4	3x, last vs. Tulane (2/12/21)
FGs Made	8	2x, last at Tulsa (3/6/22)
FGs Attempted	14	at Tulsa (3/6/22)
3-Pt. FGs Made	2	4x, last vs. Cincinnati (2/23/22)
3-Pt. FGs Attempted	4	South Fla. (3/10/22)
FTs Made	6	2x, last vs. Memphis (1/12/22)
FTs Attempted	10	Memphis (1/12/22)





# Nils Machowski #22

Guard | Freshman | 6-3 | 180 | Berlin, Germany | Paul-Natorp Gymnasium

**SOCIAL MEDIA**

Instagram: @Nils.21\_  
 Twitter: @nilsftsc

**COLLEGE PATH**

23-24: Freshman - UCF



**PRIOR TO UCF**

- Spent time in top tier of German basketball with Alba Berlin
- Won back-to-back U19 championships with Alba Berlin in 2022 and 2023
- Hit a game-winning, buzzer-beating, three-point shot to win 2023 U19 championship
- Was the starting point guard on the 2022 German National Team in U18 European Championship
- Spent time with third division of German basketball with Bernau, where he averaged 38.5% from three-point land across 18 contests during the 2022-23 season

**PERSONAL**

- Father, Sebastian, was a professional basketball player for 17 years, playing small forward in six different countries. One of his stops was Alba Berlin, the same club that his son went on to play for two and a half decades later. Father is currently in his 17th year of coaching and is at the helm of PGE Spojnia Stargard, a team in the first division of Polish basketball.





**Did You Know?**  
Major: Communications / Minor in Sports Business  
Favorite pro athlete: Mike James, Lorenzo Brown  
Favorite pro team: Berlin  
Pre-game ritual: Listen to music, meditate  
Favorite movie: Pirates of the Carribean  
Favorite TV show: Prison Break  
Favorite music artist: Rod Wave  
Favorite food: Indian Food  
Second favorite sport: Soccer  
Favorite off-day activity: Go shopping  
Fun fact: Can speak three languages  
Hidden talent: Can play piano





# Jaylin Sellers #24

Guard | Junior | 6-4 | 196 | Columbus, Ga. | Carver Montgomery | Ball State



### CAREER HONORS

All-MAC Third Team  
2022-23

MAC All-Freshman Team  
2021-22

### COLLEGE PATH

21-22: Freshman - Ball State  
22-23: Sophomore - Ball State  
23-24: Junior - UCF

### SOCIAL MEDIA

Instagram: @rtsjaylin  
Twitter: @JaylinSellers

#### SOPHOMORE (2022-23, AT BALL STATE)

- Named to the All-MAC Third Team
- Was second on the team in scoring, averaging 13.5 points per game while pulling in 3.7 rebounds per contest and totaling 26 assists
- Shot 49% (144-for-294) from the field and 45% (54-for-120) from the three point line, ranking second in the MAC
- Snagged 21 steals which ranked him third on the team and added 16 blocks, also third on the team
- Set a new career-high with 24 points vs. Illinois State (12/17/22)
- Pulled in a career-high 14 rebounds against Ind.-South Bend (11/19/22)
- Had 23 games in which he scored double-digit points, including five where he scored over 20 points
- Recorded two double-doubles, scoring 18 points with 14 rebounds against Ind.-South Bend on 11/19/22 and 15 points with 11 rebounds at Toledo on 1/3/23

#### FRESHMAN (2021-22, AT BALL STATE)

- Named to the 2022 MAC All-Freshman Team
- Appeared in all 31 games, including five starts
- Scored 207 points and collected 57 rebounds
- Recorded a career-high 16 points against Western Michigan on March 4
- Brought down a personal-best five rebounds on two occasions, once against IU-Kokomo (12/12) and the other against Western Michigan (3/4)
- Dished out a career-best two assists three different times, against Ohio (2/1), Bowling Green (2/19), and Eastern Michigan (2/26)
- Tallied a personal-best four steals against Central Michigan on Feb. 8
- Knocked down a career-high three 3-pointers against Bowling Green on Jan. 1
- Produced 24 steals, 16 assists, and seven blocks

#### HIGH SCHOOL

- A combo guard from Columbus, Georgia, who was a two-time all-state honoree in Georgia before going to Carver Montgomery High School in Montgomery, Alabama
- Played his senior season at Spencer High School
- Was his team's MVP as a sophomore and All-Tri City Player of the Year last year as a junior
- Played on the AAU circuit with Team Carrol Premier
- Also played AAU ball with Georgia Kings

## Career Stats

SEASON	TEAM	GP-GS	MIN/AVG	FG-FGA	FG%	3FG-3FGA	3FG%	FT-FTA	FT%	OFF	DEF	TOT	AVG	PF-FO	A	TO	BLK	STL	PTS	AVG
2021-22	BSU	31-5	588/19.0	81-147	.551	24-54	.444	21-32	.656	15	42	57	1.8	53-0	16	28	7	24	207	6.7
2022-23	BSU	31-30	929/30.0	144-294	.490	54-120	.450	78-103	.757	33	82	115	3.7	78-3	26	49	16	21	420	13.5
<b>TOTAL</b>		<b>62-35</b>	<b>1516/24.5</b>	<b>225-441</b>	<b>.510</b>	<b>78-174</b>	<b>.448</b>	<b>99-135</b>	<b>.733</b>	<b>48</b>	<b>124</b>	<b>172</b>	<b>2.8</b>	<b>131-3</b>	<b>42</b>	<b>77</b>	<b>23</b>	<b>45</b>	<b>627</b>	<b>10.1</b>

# Jaylin Sellers



## 2022-23 Game-By-Game

Opponent	Date	GS	MIN	Total		3-Pointers		Free throws		Rebounds			PF	A	TO	BLK	STL	PTS	AVG		
				FG-FGA	PCT	3FG-3FGA	PCT	FT-FTA	PCT	OFF	DEF	TOT									
at Indiana St.	11/12/2022		19:20	1-4	.250	1-1	1.000	0-0	.000	0	3	3	3.0	2	0	2	0	0	3	3.0	
at Omaha	11/16/2022	*	19:09	2-4	.500	0-0	.000	8-8	1.000	0	3	3	3.0	4	2	2	0	0	3	12	7.5
Ind.-South Bend	11/19/2022	*	30:38	7-10	.700	3-5	.600	1-2	.500	4	10	14	6.7	3	0	0	0	0	18	11.0	
vs Vermont	11/25/2022	*	35:50	9-16	.563	2-3	.667	1-5	.200	3	2	5	6.3	0	1	0	0	0	21	13.5	
vs Missouri St.	11/26/2022	*	29:02	2-7	.286	1-4	.250	2-2	1.000	0	2	2	5.4	1	0	1	0	0	7	12.2	
vs San Jose St.	11/27/2022	*	29:29	3-3	.333	0-1	.000	4-4	1.000	1	0	1	4.7	3	0	0	0	0	6	11.2	
at Duquesne	12/03/2022	*	32:07	7-11	.636	3-5	.600	5-5	1.000	2	1	3	4.4	3	0	2	0	1	22	12.7	
at Eastern Ill.	12/07/2022	*	20:29	2-4	.500	1-1	1.000	4-5	.800	1	3	4	4.4	5	1	2	0	1	9	12.3	
Evansville	12/10/2022	*	25:45	6-9	.667	3-4	.750	5-5	1.000	2	2	4	4.3	2	1	0	0	0	20	13.1	
vs Illinois St.	12/17/2022	*	35:11	7-12	.583	3-3	1.000	7-8	.875	1	3	4	4.3	2	3	3	1	1	24	14.2	
Ga. Southern	12/21/2022	*	38:35	5-12	.417	2-5	.400	5-8	.625	2	5	7	4.5	2	1	1	0	1	17	14.5	
Chicago St.	12/28/2022	*	24:04	4-6	.667	2-4	.500	4-5	.800	1	1	2	4.3	4	1	2	1	3	14	14.4	
at Toledo	01/03/2023	*	34:15	5-11	.455	3-6	.500	2-2	1.000	5	6	11	4.8	3	2	5	0	1	15	14.5	
Akron	01/06/2023	*	37:45	4-13	.308	2-4	.500	3-4	.750	1	2	2	4.6	1	0	4	3	0	13	14.4	
at Ohio	01/10/2023	*	33:17	3-8	.375	0-3	.000	0-1	.000	0	3	3	4.5	2	1	5	1	1	6	13.8	
Miami (OH)	01/14/2023	*	36:56	7-16	.438	1-5	.200	0-0	.000	1	1	2	4.4	1	1	0	1	1	15	13.9	
Western Mich.	01/17/2023	*	33:29	4-7	.571	1-2	.500	0-2	.000	1	2	3	4.3	1	0	2	1	0	9	13.6	
at Kent Mich.	01/20/2023	*	27:50	4-11	.364	1-6	.167	2-2	1.000	0	0	0	4.1	2	0	2	0	1	11	13.4	
Buffalo	01/24/2023	*	26:04	4-10	.400	2-4	.500	0-0	.000	1	2	3	4.0	3	2	2	2	1	10	13.3	
at NIU	01/28/2023	*	20:32	3-6	.500	1-2	.500	2-4	.500	3	1	4	4.0	5	1	0	0	1	9	13.1	
at Bowling Green	01/31/2023	*	29:24	3-4	.750	1-1	1.000	4-8	.500	0	2	2	3.9	0	0	1	1	0	11	13.0	
Eastern Mich.	02/03/2023	*	33:54	7-11	.636	2-4	.500	1-1	1.000	1	1	2	3.8	4	1	1	1	0	17	13.1	
at Central Mich.	02/07/2023	*	29:17	4-7	.571	2-4	.500	2-4	.500	1	3	4	3.8	3	2	2	0	0	12	13.1	
Bowling Green	02/11/2023	*	23:41	5-7	.714	5-5	1.000	2-2	1.000	0	2	2	3.8	4	2	2	2	0	17	13.3	
NIU	02/14/2023	*	31:09	5-12	.417	1-6	.167	2-2	1.000	0	2	2	3.7	1	0	0	1	1	13	13.2	
at Western Mich.	02/18/2023	*	37:24	8-19	.421	4-9	.444	2-2	1.000	1	4	5	3.7	3	1	1	0	1	22	13.6	
Kent St.	02/21/2023	*	19:19	7-9	.778	1-3	.333	5-5	1.000	0	2	2	3.7	4	0	1	0	0	20	13.8	
at Eastern Mich.	02/25/2023	*	34:13	4-10	.400	2-5	.400	4-4	1.000	0	3	3	3.6	5	1	0	0	0	14	13.8	
at Akron	02/28/2023	*	37:10	4-10	.400	1-2	.500	0-0	.000	1	5	6	3.7	2	0	1	1	2	9	13.7	
Toledo	03/03/2023	*	34:40	6-14	.429	1-6	.167	1-3	.333	0	6	6	3.8	3	2	1	0	1	14	13.7	
vs Ohio	03/09/2023	*	28:51	4-11	.364	2-7	.286	0-0	.000	0	1	1	3.7	0	0	4	0	0	10	13.5	
<b>Totals</b>			<b>30</b>	<b>928:50</b>	<b>144-294</b>	<b>.490</b>	<b>54-120</b>	<b>.450</b>	<b>78-103</b>	<b>.757</b>	<b>33</b>	<b>82</b>	<b>115</b>	<b>3.7</b>	<b>78</b>	<b>26</b>	<b>49</b>	<b>16</b>	<b>21</b>	<b>420</b>	<b>13.5</b>

### Did You Know?

- Major: General Studies
- Favorite pro athlete: Anthony Edwards
- Favorite pro team: Atlanta Hawks
- Pre-game ritual: Workout and pray before the game
- Favorite movie: Love and Basketball
- Favorite TV show: Martin
- Favorite music artist: Rod Wave
- Favorite food: Hot lemon pepper wings
- Second favorite sport: Football
- Hidden talent: Good at playing football



### 2022-23 Game Highs

- Points 24 vs. Illinois St. (12/17/22)
- Rebounds 14 Ind.-South Bend (11/19/22)
- Assists 3 vs. Illinois St. (12/17/22)
- Steals 3 2x, last vs. Chicago St. (12/28/22)
- Blocks 3 Akron (1/6/23)
- FGs Made 9 Vermont (11/25/22)
- FGs Attempted 19 at Western Mich. (2/18/23)
- 3-Pt. FGs Made 5 Bowling Green (2/11/23)
- 3-Pt. FGs Attempted 9 at Western Mich. (2/18/23)
- FTs Made 8 at Omaha (11/16/22)
- FTs Attempted 8 4x, last at Bowling Green (1/31/23)

### Career Highs

- Points 24 vs. Illinois St. (12/17/22)
- Rebounds 14 Ind.-South Bend (11/19/22)
- Assists 3 vs. Illinois St. (12/17/22)
- Steals 4 Central Mich. (2/8/22)
- Blocks 3 Akron (1/6/23)
- FGs Made 9 Vermont (11/25/22)
- FGs Attempted 19 at Western Mich. (2/18/23)
- 3-Pt. FGs Made 5 Bowling Green (2/11/23)
- 3-Pt. FGs Attempted 9 at Western Mich. (2/18/23)
- FTs Made 8 at Omaha (11/16/22)
- FTs Attempted 8 4x, last at Bowling Green (1/31/23)





# Thierno Sylla #31

Forward | Sophomore | 6-11 | 216 | Conakry, Guinea | Royal Crown Academic School

**SOCIAL MEDIA**

@itsthierno\_13

**COLLEGE PATH**

22-23: Freshman - UCF  
23-24: Sophomore - UCF

**FRESHMAN (2022-23)**

- Appeared in 27 games, coming off the bench in all of them and playing in 168 minutes
- Averaged 2.2 points and 1.1 rebounds per game
- Was 23-for-49 (46.9%) from the field, including going 12-of-33 (36.4%) from beyond the three-point arc
- Tallied 11 blocks, four assists and three steals
- Scored a season-high 10 points twice (11/23 vs. Evansville, 2/11 vs. Tulsa)
- Pulled in a season-high four rebounds vs. Evansville
- Had four games with two blocks
- Played in a season-high 19:32 of game time vs. Tulsa (2/11)

**HIGH SCHOOL**

- Played at Royal Crown Academic School in Ontario, Canada
- Named Defensive player of the year of the OSBA league along with a first-team all-star nod as a senior
- Also played soccer, starting as striker on varsity

**PERSONAL**

- Born in Conakry, Guinea
- Son to Mariana Kesso and Mohamed Cheikh



## Career Stats

SEASON	TEAM	GP-GS	MIN/AVG	FG-FGA	FG%	3FG-3FGA	3FG%	FT-FTA	FT%	OFF	DEF	TOT	AVG	PF	FO	A	TO	BLK	STL	PTS	AVG
2022-23	UCF	27-0	168/6.2	23-49	.469	12-33	.364	2-6	.333	10	20	30	1.1	38-1	4	10	11	3	60	2.2	
<b>TOTAL</b>		<b>27-0</b>	<b>168/6.2</b>	<b>23-49</b>	<b>.469</b>	<b>12-33</b>	<b>.364</b>	<b>2-6</b>	<b>.333</b>	<b>10</b>	<b>20</b>	<b>30</b>	<b>1.1</b>	<b>38-1</b>	<b>4</b>	<b>10</b>	<b>11</b>	<b>3</b>	<b>60</b>	<b>2.2</b>	

# Thierno Sylla



## 2022-23 Game-By-Game

Opponent	Date	GS	MIN	Total		3-Pointers		Free throws		Rebounds			PF	A	TO	BLK	STL	PTS	AVG		
				FG-FGA	PCT	3FG-3FGA	PCT	FT-FTA	PCT	OFF	DEF	TOT								AVG	
UNC Asheville	11/07/2022		03:08	2-3	.667	1-2	.500	0-0	.000	1	0	1	1.0	1	0	0	0	5	5.0		
Western Ill.	11/14/2022		05:29	1-2	.500	1-2	.500	0-0	.000	0	1	1	1.0	2	1	0	1	0	3	4.0	
vs Santa Clara	11/20/2022		06:08	2-3	.667	1-2	.500	0-0	.000	1	2	3	1.7	3	0	1	0	1	5	4.3	
Evansville	11/23/2022		18:49	3-4	.750	2-3	.667	2-4	.500	1	3	4	2.3	3	0	1	2	0	10	5.8	
Miami (FL)	11/27/2022		02:01	0-1	.000	0-1	.000	0-0	.000	0	0	0	0.0	0	0	0	0	0	0	4.6	
Samford	12/04/2022		08:23	0-1	.000	0-1	.000	0-0	.000	0	1	1	1.7	1	0	1	0	0	3	3.8	
Tarleton St.	12/11/2022		08:11	2-2	1.000	1-1	1.000	0-0	.000	1	0	1	1.6	1	1	0	1	1	5	4.0	
at Ole Miss	12/14/2022		05:12	0-1	.000	0-1	.000	0-2	.000	0	0	0	1.4	0	0	1	0	0	0	3.5	
vs Missouri	12/17/2022		02:26	0-0	.000	0-0	.000	0-0	.000	0	0	0	1.2	0	0	0	0	0	0	3.1	
Stetson	12/21/2022		01:18	0-0	.000	0-0	.000	0-0	.000	0	0	0	1.1	0	0	0	0	0	0	2.8	
Wichita St.	12/28/2022		02:13	0-1	.000	0-1	.000	0-0	.000	0	0	0	1.0	1	0	1	0	0	0	2.5	
at Houston	12/31/2022		01:46	0-0	.000	0-0	.000	0-0	.000	0	0	0	0.9	0	0	0	0	0	0	2.3	
at East Carolina	01/04/2023		02:27	0-0	.000	0-0	.000	0-0	.000	0	1	1	0.9	1	0	0	0	0	0	2.2	
SMU	01/08/2023		06:11	2-2	1.000	2-2	1.000	0-0	.000	0	0	0	0.9	1	0	0	2	0	6	2.4	
Memphis	01/11/2023		06:42	1-4	.250	0-1	.000	0-0	.000	2	0	2	0.9	2	0	1	0	2	2.4		
at Tulane	01/14/2023		17:07	1-3	.333	0-2	.000	0-0	.000	1	5	6	1.3	4	0	3	2	1	2	2.4	
at South Fla.	01/21/2023		06:52	0-0	.000	0-0	.000	0-0	.000	0	0	0	1.2	3	0	2	0	0	0	2.2	
Temple	01/28/2023		05:55	1-4	.250	0-1	.000	0-0	.000	1	1	2	1.2	2	0	0	0	0	2	2.2	
at Cincinnati	02/04/2023		01:55	0-1	.000	0-1	.000	0-0	.000	0	0	0	1.2	0	0	0	0	0	0	2.1	
at Wichita St.	02/08/2023		16:42	2-5	.400	0-3	.000	0-0	.000	0	1	1	1.2	5	1	0	0	0	4	2.2	
Tulsa	02/11/2023		19:32	4-6	.667	2-3	.667	0-0	.000	2	4	6	1.4	0	0	0	0	0	10	2.6	
at Memphis	02/16/2023		00:50	0-0	.000	0-0	.000	0-0	.000	0	0	0	1.3	2	0	0	0	0	0	2.5	
South Fla.	02/22/2023		04:18	0-1	.000	0-1	.000	0-0	.000	0	0	0	1.3	1	0	0	0	0	0	2.3	
at Tulsa	02/26/2023		03:46	1-1	1.000	1-1	1.000	0-0	.000	0	0	0	1.2	1	0	0	2	0	3	2.4	
East Carolina	03/05/2023		01:47	0-1	.000	0-1	.000	0-0	.000	0	0	0	1.2	0	1	0	0	0	0	2.5	
at Florida	03/15/2023		02:36	1-1	1.000	1-1	1.000	0-0	.000	0	1	1	1.2	2	0	0	0	0	3	2.3	
at Oregon	03/19/2023		06:18	0-2	.000	0-2	.000	0-0	.000	0	0	0	1.1	2	0	0	0	0	0	2.2	
<b>Totals</b>			<b>0</b>	<b>168:02</b>	<b>23-49</b>	<b>.469</b>	<b>12-33</b>	<b>.364</b>	<b>2-6</b>	<b>.333</b>	<b>10</b>	<b>20</b>	<b>30</b>	<b>1.1</b>	<b>38</b>	<b>4</b>	<b>10</b>	<b>11</b>	<b>3</b>	<b>60</b>	<b>2.2</b>

### Did You Know?

- Major: Business
- Favorite pro athlete: Kevin Durant
- Favorite pro team: Brooklyn Nets
- Pre-game ritual: Meditate
- Favorite movie: How High
- Favorite TV show: Boondocks
- Favorite music artist: Burna Boy
- Favorite food: Rice and plantains
- Second favorite sport: Soccer
- Favorite off-day activity: Going to the movies
- Hidden talent: Nice at playing soccer

### 2022-23 Game Highs

- Points 10 2x, last vs. Tulsa (2/11/23)
- Rebounds 6 2x, last vs. Tulsa (2/11/23)
- Assists 1 3x, last vs. ECU (3/5/23)
- Steals 1 3x, last at Tulane (1/14/23)
- Blocks 2 4x, last at Tulsa (2/26/23)
- FGs Made 4 vs. Tulsa (2/11/23)
- FGs Attempted 6 vs. Tulsa (2/11/23)
- 3-Pt. FGs Made 2 3x, last vs. Tulsa (2/11/23)
- 3-Pt. FGs Attempted 3 2x, last vs. Tulsa (2/11/23)
- FTs Made 2 vs. Evansville (11/23/22)
- FTs Attempted 4 vs. Evansville (11/23/22)

### Career Highs

- Points 10 2x, last vs. Tulsa (2/11/23)
- Rebounds 6 2x, last vs. Tulsa (2/11/23)
- Assists 1 3x, last vs. ECU (3/5/23)
- Steals 1 3x, last at Tulane (1/14/23)
- Blocks 2 4x, last at Tulsa (2/26/23)
- FGs Made 4 vs. Tulsa (2/11/23)
- FGs Attempted 6 vs. Tulsa (2/11/23)
- 3-Pt. FGs Made 2 3x, last vs. Tulsa (2/11/23)
- 3-Pt. FGs Attempted 3 2x, last vs. Tulsa (2/11/23)
- FTs Made 2 vs. Evansville (11/23/22)
- FTs Attempted 4 vs. Evansville (11/23/22)







# THE STAFF

2023-24 UCF Men's Basketball



**BIG 12** CONFERENCE



# Johnny Dawkins

Head Coach | Eighth Season

UCF head men's coach Johnny Dawkins has built a particularly glossy college basketball playing and coaching catalogue—most recently including 2023 induction into the National Collegiate Basketball Hall of Fame and selection of a UCF player in the first round of the 2023 NBA Draft—as he joins the Knights in heading into Big 12 Conference play in 2023-24.

Dawkins' resume showcases:

- 15 seasons as a major-college head coach (the last seven at UCF), including eight postseason berths and a pair of National Invitation Tournament titles
- Extensive player development, highlighted by Taylor Hendricks' selection in the first round of the 2023 NBA Draft after only a single season at UCF
- 10 additional previous seasons of experience as an assistant coach at Duke, including NCAA Championship appearances every year, an NCAA title in 2001 and seven Atlantic Coast Conference Tournament crowns
- A nine-year NBA career that included a career double-figure scoring average
- A collegiate playing career at Duke that featured national player-of-the-year recognition as a senior as the school's all-time top career scorer, later culminating with his 2023 National Collegiate Basketball Hall of Fame selection

## COACHING EXPERIENCE

2016-present	UCF	Head Coach
2008-16	Stanford	Head Coach
2000-08	Duke	Associate Head Coach
2006-08	USA Basketball	Player Personnel
1998-99	Duke	Assistant Coach

## NBA EXPERIENCE

1994-95	Detroit Pistons
1989-94	Philadelphia 76ers
1986-89	San Antonio Spurs
1986	Drafted, Spurs - 10th Overall

## THE DAWKINS FILE

Hometown	Washington, D.C.
High School	Mackin Catholic
College	Duke, 1986

In seven seasons at UCF, Dawkins has led the program to unprecedented heights, in the only seven-year stretch with three or more postseason appearances. He led the Knights to their first NCAA Championship victory in 2019. He's also responsible for producing UCF's first lottery pick after Taylor Hendricks was selected by the Utah Jazz with the ninth overall pick in the 2023 NBA Draft. Now, Dawkins will look to bring the Knights to even greater achievements as UCF beginning in 2023-24 begins participation in one of the deepest, most challenging conferences in college basketball, the Big 12.

Dawkins boasts five wins over ranked opponents in his time at the helm of the Knights, accounting for the majority of UCF's wins over Associated Press top-25 teams in the program's history. Most recently, the Knights toppled in-state rival and 15th-ranked Florida State in Tallahassee in 2020, the program's first victory over the Seminoles. The Knights ripped off consecutive victories over No. 6 Houston and No. 19 Cincinnati during the 2018-19 regular-season run to the NCAA Championship, solidifying themselves in the field of 64. UCF defeated No. 24 Alabama in December 2017, after earning the first ranked win under Dawkins on Feb. 26, 2017, beating No. 15 Cincinnati 53-49. UCF cracked the AP poll on Mar. 4, 2019, for the first time since 2011, earning a ranking of 25th late in the regular season. It was the latest into a season that the Knights had been ranked. The home finale against Cincinnati in 2019 marked the first matchup of ranked teams at Addition Financial Arena.

Dawkins was named UCF's seventh head men's basketball coach on Mar. 23, 2016.

### The 2019 NCAA Championship Run

The 2018-19 season was Dawkins' best to date with the Knights as he guided UCF to a number-nine seed in the NCAA Championship bracket, its highest seed in five all-time NCAA Championship appearances, and defeated eighth-seeded VCU 73-58 in first-round action.

UCF then came inches away from upsetting top overall seed Duke in the second round, ultimately falling 77-76 to Mike Krzyzewski, Zion Williamson and RJ Barrett as BJ Taylor's floater rimmed out and Aubrey Dawkins' tip-in barely missed at the buzzer.







The Knights were stellar down the stretch to secure their at-large NCAA Championship berth, winning on the road at No. 6/8 Houston to snap the Cougars' 33-game home win streak and topping No. 19/20 Cincinnati in Orlando. It marked the first time UCF had earned multiple victories over ranked opponents in the same season, and the Knights did it in back-to-back games.

Dawkins led UCF back to the NCAA Championship for the first time since 2005, and the first time as an at-large selection (with the previous four NCAA Championships as champions of the Atlantic Sun Conference Tournament in 1994, 1996, 2004 and 2005). He helped three individuals earn all-conference accolades from the American Athletic Conference in 2018-19, as UCF led the league with three honorees. BJ Taylor became the first Knight to earn first-team AAC honors, while Aubrey Dawkins was named second team and Tacko Fall added third-team honors. It marked just the second time that the Knights put multiple student-athletes on the AAC all-conference teams and the ninth time in the program's Division I history that multiple Knights earned all-conference honors in the same season (dating back to the 1993-94 season). With two players on the three all-conference teams, only Houston had more players earn all-conference honors.

Following the end of the 2018-19 regular season, Dawkins was named a finalist for the Skip Prosser Man of the Year Award and the Ben Jobe National Coach of the Year Award.

UCF finished the year 24-9, tied for the fourth most wins in a season in program history. The Knights' 23 regular-season wins marked a record in UCF's Division I era. The team went 13-5 in AAC play, the team's most league wins since joining that conference, and earned the number-four seed in the conference tournament for the second time in three seasons.

**Dominant Defense**

Known for their defense under Dawkins, the Knights ranked 11th in the nation in field-goal percentage defense, holding opponents to just 39.4 percent shooting in the 2018-19 NCAA Championship run. UCF was also 27th in scoring defense, allowing 64.5 points per game that season.

Defense always has been a priority with UCF teams, as four of Dawkins' seven seasons with the Knights have seen the team finish inside the top 50 nationally in scoring defense, including two top-10 finishes. UCF ranked third in the nation in scoring defense in 2017-18, holding teams to 61.7 points per game and 40.1% shooting, slotting the team at the No. 10 spot in the country. Dawkins' first season with UCF in 2016-17 saw the team finish No. 1 in field-goal percentage defense, limiting foes to 36.5% from the field, and No. 6 in scoring defense, with opponents averaging 61.2 points per contest.

**COACHING RECORD**

Season	School	Record	Pct
2008-09	Stanford	20-14	.588
2009-10	Stanford	14-18	.438
2010-11	Stanford	15-16	.484
2011-12	Stanford	26-11	.703
2012-13	Stanford	19-15	.559
2013-14	Stanford	23-13	.639
2014-15	Stanford	24-13	.649
2015-16	Stanford	15-15	.500
2016-17	UCF	24-12	.667
2017-18	UCF	19-13	.594
2018-19	UCF	24-9	.742
2019-20	UCF	16-14	.533
2020-21	UCF	11-12	.478
2021-22	UCF	18-12	.600
2022-23	UCF	19-15	.559
<b>At UCF</b>	<b>7 Seasons</b>	<b>131-87</b>	<b>.601</b>
<b>Total</b>	<b>15 Seasons</b>	<b>287-202</b>	<b>.587</b>

**COACHING HIGHLIGHTS**

2008-09	CBI Semifinals
2011-12	NIT Champions
2012-13	NIT Second Round
2013-14	NCAA Sweet 16
2014-15	NIT Champions
2016-17	NIT Semifinals
	Finalist for Jim Phelan National Coach of the Year
	Finalist for Ben Jobe National Coach of the Year
2018-19	Finalist for Skip Prosser Man of the Year
	Finalist for Ben Jobe National Coach of the Year
	NCAA Tournament
2022-23	NIT Second Round

**Highly-Touted Hendricks**

Taylor Hendricks qualifies as UCF's top recruit in program history. He came into college as a top-100 player in two of the three major recruit rankings as ESPN pinned him No. 54 and Rivals had him at No. 87. Hendricks lived up to the hype on opening night, dropping a team-best 23 points in his collegiate debut and finishing with averages of 15.3 points and 6.9 rebounds.

Through plenty of work and coaching throughout the season, Hendricks quietly began to creep into mock drafts across the country. At season's end, Hendricks had achieved two career-high marks of 25 points and recorded five double-doubles. He was the nation's only player to make 60 or more three-pointers, tally 55 or more blocks and record 35 or more dunks. He was honored with a unanimous selection to the American Athletic Conference All-Rookie Team and was named second-team All-AAC.

Hendricks announced his intent to enter the NBA Draft on Mar. 22, 2023, making him UCF's first one-and-done player. The freshman phenom later went on to become the Knights' first lottery pick as well as a first-round selection, going ninth to the Utah Jazz in the 2023 NBA Draft.



Coach Dawkins with Taylor Hendricks at the 2023 NBA Draft in Brooklyn, New York

**Enshrined in the College Basketball Hall of Fame**

Dawkins was honored Aug. 30, 2023, as an inductee in the 18th class of the National Collegiate Basketball Hall of Fame. He was joined by former Duke coach Mike Krzyzewski, who was officially honored in the class of 2023 after initially being among the Hall of Fame's Founding Class in 2006.

Dawkins was inducted for his playing days as a Blue Devil and is one of the most decorated players in Duke history. He is regarded as a key early figure in the program's ascent to becoming a national power. From 1982-86, Dawkins piled up 2,556 points - a mark that stood as the school's scoring record until 2006 and remains second all-time. He was a two-time consensus All-American, a four-time All-ACC selection--and was recipient of the 1986 Naismith National Player of the Year award.

As a senior, Dawkins led Duke to the ACC regular-season and tournament titles, and an appearance in the NCAA national championship game. The 10th overall pick by the Spurs in the 1986 NBA Draft, Dawkins saw action in nine professional seasons with the Spurs, 76ers and Pistons. He averaged 11.1 points and 5.5 assists through 541 career NBA games.



From left to right: Former UNC Head Coach Roy Williams, former UNC student-athlete Tyler Hansbrough, Johnny Dawkins and former Duke Head Coach Mike Krzyzewski at the 2023 National Collegiate Basketball Hall of Fame induction ceremony

**COLLEGIATE CAREER**

1982-86	Duke University
1985-86	Naismith National Player of the Year
	Consensus First Team All-America
	First Team All-ACC
	NCAA East Regional MVP
	ACC Tournament MVP
	Duke Team MVP
	Duke Co-Captain
1984-85	Consensus First Team All-America
	First Team All-ACC
	Duke Team MVP
1983-84	Second Team All-ACC
	Duke Team MVP
1982-83	Freshman All-America
	Second Team All-ACC
	Duke Team MVP

**UCF Player Honors**

Multiple players have earned conference and national honors under Dawkins' tenure. Tacko Fall earned a spot on the Lefty Driesell Defensive All-America team in 2016-17 and was named the American Athletic Conference Defensive Player of the Year. B.J. Taylor earned first-team All-AAC and NABC first-team All-District honors in 2018-19.

Seven nods to the All-AAC Team were awarded while the Knights were members of that league. An additional three All-Rookie Team honors were earned, all over the last three seasons. Taylor Hendricks earned second-team All-Conference honors as well as a unanimous nod to the All-Rookie Team in 2022-23, as well as tallying a record nine conference rookie-of-the-week accolades. Darius Johnson and Isaiah Adams preceded Hendricks in earning All-Rookie Team nods in 2021-22 and 2020-21, respectively. Aubrey Dawkins (2018-19) and Taylor (2016-17) are the other Knights who received All-AAC second-team honors, while Darin Green Jr. (2021-22), Brandon Mahan (2020-21), Darius Perry (2020-21) and Fall (2018-19) all were members of an AAC third team.

**Postseason Pushes**

On top of the NCAA Championship run in 2018-19, the Knights have punched two tickets to the NIT under Dawkins' direction. In the most recent trip in 2023, the Knights travelled to Gainesville, Florida, and handily beat Florida 67-49, UCF's first road victory against the Gators in program history. The Knights were the only team to hold Florida under 50 points all season. It was the sixth time that season UCF limited an opponent to 50 points or fewer. The Knights' run came to an end in their inaugural meeting with top-seeded Oregon in Eugene.

The 2016-17 season took UCF to New York's Madison Square Garden in Dawkins' first year at the helm of the Knights. UCF hosted its first NIT game, defeating Colorado for the program's first postseason win in an NIT or NCAA game. The Knights went on to defeat top-seeded Illinois State on the road, before coming home to the first sell-out crowd at Addition Financial Arena and winning 68-58 over Illinois to earn a spot in the NIT semifinals. Under Dawkins' leadership, UCF led all NCAA Division I teams in defensive field-goal percentage, holding opponents to just 36.5 percent from the floor. The Knights were also sixth in the nation, allowing only 61.2 points per game, and gave up 45 or fewer points in four games over the course of the year. Dawkins was a finalist for both the Jim Phelan and Ben Jobe National Coach of the Year awards in his first season at UCF. Matt Williams set UCF records for three-pointers in a career, season and game, before signing a professional contract with the Miami Heat

**Notable Notes**

In UCF's Dec. 11, 2021, win over North Carolina A&T, Dawkins picked up his 100th victory with the Knights, becoming the fastest coach in program history and just the third one to do so. Following the end of the 2022-23 season, Dawkins stands 131-87 all-time as head coach of the Knights, a winning percentage of .600, currently the second-highest in program history, trailing only Torchy Clark's .755 mark.

In seven years, Dawkins has done a similarly successful job with his players in the classroom. With Dawkins at the helm, the Knights men's basketball program recorded an average semester team grade-point average over 3.0 for the first time in recorded history in 2018. Then the Knights did it again, setting a new program record with an average semester GPA of 3.03 in spring 2019. Under Dawkins' watch, more than 45 nods have been earned by Knights on the AAC All-Academic team.

When Dawkins took over at UCF, the Knights had gone 12-18 the season before and hadn't finished above .500 since 2012-13. He led UCF to a 24-12 record in his first season at the helm, the sixth-best turnaround in the nation. With just seven scholarship players due to transfers and injuries, the Knights earned the fourth seed - their highest ever - in the American Athletic Conference Tournament, eventually falling to league champion SMU in the semifinals.

**Stanford Stint**

Stanford put together four 20-win seasons in Dawkins' tenure as head coach. He is only the second coach in Stanford history with at least four 20-win seasons. Stanford's success on the court came





against some of the toughest schedules in the nation. During the 2015-16 season, the Cardinal faced the sixth-most difficult slate in the country—with a nation-leading 17 of Stanford's 30 games against RPI top-50 squads. Stanford's strength of schedule was rated in the top 50 each of his final four seasons, including two in the top 20, with an average rank of 27.75.

The Cardinal basketball program also excelled in the classroom during Dawkins' tenure, earning at least three Pac-12 All-Academic selections for five consecutive seasons and producing back-to-back Pac-12 Scholar-Athlete of the Year recipients (2014, 2015). Stanford also received annual national academic recognition, with three players earning National Association of Basketball Coaches (NABC) Honors Court status in 2015. The Cardinal was one of 20 NCAA Division I teams to earn an NABC Team Academic Excellence Award in 2016.


In 2012, Dawkins mentored Chasson Randle to become the consummate student-athlete. Randle finished that season as Stanford's all-time leading scorer and earned the program's initial first-team Academic All-America selection since 2006. Under Dawkins, Stanford recorded back-to-back perfect Academic Progress Rate (APR) scores of 1,000 in both the 2012-13 and 2013-14 reports.

Player development was also markedly improved at Stanford under Dawkins' tutelage. Four Cardinal players were selected in the NBA Draft following their collegiate careers—including 2014 first-round pick Josh Huestis.

**Learning from a Legend**

The Washington, D.C., native coached for 10 years under the legendary Mike Krzyzewski at Duke. During Dawkins' decade as a coach at Duke, the Blue Devils won a national championship (2001), tallied six ACC regular-season championships, recorded seven ACC Tournament titles and posted a 330-60 (.846) record. In four consecutive seasons from 1999-2002, Duke finished the regular season ranked No. 1 in both national polls, a first in college basketball history. Duke reached a No. 1 national ranking in seven of 10 seasons with Dawkins on the coaching staff.

While at Duke, he also served as the player personnel director for the USA Basketball Senior National Team from 2006-08.



Coach Dawkins (right) catches up with his former coach Mike Krzyzewski prior to the 2023 National Collegiate Basketball Hall of Fame induction ceremony



**Decorated at Duke**

Following a prolific high school career at Mackin Catholic High School in Washington, D.C. (McDonald's All-American and third-team Parade All-American), Dawkins made his way to Duke, where he would become one of the most decorated players to set foot in Durham, North Carolina.

He played for the Blue Devils from 1982-83 through 1985-86, earning consensus All-America honors twice (1985, 1986). Dawkins was also voted the 1986 Naismith National Player of the Year and named a Freshman All-American in 1983. During his collegiate career, he helped lead Duke to three NCAA Championship berths, including an NCAA title-game appearance in 1986. He was an All-ACC honoree all four seasons as a Blue Devil. Dawkins helped Duke win the 1986 ACC Tournament title in his senior season, claiming the MVP award in the process.

Dawkins finished his career as the school's all-time leading scorer and held that honor until 2006 when J.J. Redick surpassed his mark of 2,556 points. He recorded double-figure point totals in 129 of 133 collegiate games. Dawkins led the Blue Devils in scoring all four years, recording the fourth-highest season point total in school history with 809 in 1986. Dawkins remains Duke's career record-holder in field goals (1,026) and field goals attempted (2,019) while also setting the school's single-season mark for field goals (331) during the 1986 campaign.

Dawkins was inducted into the Duke Sports Hall of Fame in September 1996. His jersey number 24 was retired by the school.

**Professional Experience**

A 1986 first-round NBA Draft pick (10th overall) by San Antonio, Dawkins saw action in nine NBA seasons with the Spurs (1986-89), Philadelphia 76ers (1989-94) and Detroit Pistons (1994-95). He averaged 11.1 points, 2.5 rebounds and 5.5 assists over 541 career NBA games.

**Giving Back to the Game**

Dawkins has served as a member of the National Association of Basketball Coaches Board of Directors since 2012. He currently serves on the NCAA Division I Men's Basketball Ethics Coalition, an independent committee of current and former coaches, charged with promoting ethical conduct through leadership, education and mentoring opportunities, while identifying key issues challenging the coaching community.





# Kevin Norris

Assistant Coach | Eighth Season | Miami, 1998

Kevin Norris joined the UCF men's basketball coaching staff in March of 2016 as an assistant coach under head coach Johnny Dawkins. He helps oversee the defensive efforts of the team.

With Norris on staff, the Knights have posted a 131-87 record and have enjoyed unprecedented success, including the program's first at-large berth to the NCAA Tournament and first NCAA Tournament win, a first round victory over VCU in 2019.

The Knights were a nine seed in the tourney, their highest seed in five NCAA Tournament appearances, and defeated the eighth seeded Rams, 73-58 in first-round action. UCF then nearly defeated top overall seed Duke, falling in the final seconds, 77-76.

Late in the 2018-19 season, UCF defeated No. 6/8 Houston to snap the Cougars' 33-game home win streak, and then took down No. 19/20 Cincinnati in Orlando. It marked the first time UCF had earned multiple victories over ranked opponents in the same season, and the Knights did it in back-to-back games. The Knights' 23 regular season wins matched a program Division I era record, and the team's 24 wins overall were the fourth most in school history. UCF also cracked the AP Top 25 poll for the first time since 2011.

A former guard at the University of Miami, Norris helped mentor one of the best backcourts in the nation in 2018-19, as BJ Taylor and Aubrey Dawkins both earned all-conference honors from The American. Taylor earned his first all-conference honor in 2016-17, while shooting guard Matt Williams set UCF and American Athletic Conference records for three-pointers made in a game, in a single season and in a career.

After Norris joined the staff at UCF, the Knights had immediate success, going 24-12 in 2016-17, doubling the team's win total from the year before. UCF earned a bid to the NIT and made it all the way to the NIT Semifinals in New York City. The Knights led the nation in defensive field-goal percentage, holding opponents to 36.5 percent from the floor, and ranked sixth in scoring defense, allowing just 61.2 points per game.

UCF made another appearance at the NIT during the 2022-23 season, the second with Norris on staff and the third overall postseason appearance in his seven-year tenure. The Knights matched up with the fourth-seeded Florida Gators in the first round of the NIT. The Black and Gold traveled up to Gainesville for the contest and came back with a 67-49 victory. It was the first win in Gainesville in program history. UCF finished the season with a 19-15 record as its run came to an end in the second round of the NIT against top-seeded Oregon. The Knights finished the campaign with a top 50 mark in scoring defense, holding opponents to 65.5 points per game, good enough for a national rank of 47th.



## COACHING EXPERIENCE

2016-present	UCF	Assistant Coach
2013-16	USC	Assistant Coach
2011-13	Florida Gulf Coast	Assistant Coach
2010-11	UNC Wilmington	Assistant Coach
2008-10	Texas A&M-Corpus Christi	Assistant Coach
2007-08	Tallahassee CC	Assistant Coach

The Knights had some remarkable moments during their 2022-23 run to the NIT. UCF won the Baha Mar Hoops Bahamas Championship by beating Oklahoma State 60-56 in overtime, the program's first win over a Big 12 opponent, before earning a 57-50 win over Santa Clara in the title game. The Knights earned a double overtime win over Memphis, topping the Tigers 107-104. UCF set the program record for the most three-pointers in a single game in program history, sinking 17 triples against Tulsa in a 96-52 home victory. The Black and Gold went on to set the program's single-season record for made three-pointers at 295. On the defensive side, the Knights held opponents to just 30.7% from beyond the three-point line, a mark that ranked 29th in the country.

While the team dealt with major injuries in 2017-18, the Knights still managed to achieve a lot. They earned 19 wins, including the program's first home win over UConn, first road win over Memphis and first win over a ranked opponent in a true road game, defeating No. 24 Alabama.

The COVID-19 pandemic halted the 2019-20 season before the AAC Tournament could get underway, and the Knights finished the year with a record of 16-14. UCF earned wins over rival South Florida, Tulsa, SMU and on the road at Cincinnati for the first time in program history.

Norris helped UCF to a 11-12 overall record for the again COVID-19 affected 2020-21 season, including an 8-10 record in league play. The Knights had one of the most difficult non-conference schedules in the nation, including Oklahoma, Auburn, Michigan and Florida State. UCF defeated Auburn at home and won at 15th-ranked Florida State, the program's first victory over the Seminoles.

In 2021-22, the Knights posted an 18-12 overall record, including a 9-9 mark in The American. UCF accrued a number of impressive victories on the season, taking down Michigan, Miami, Memphis and Wichita State in the regular season, as well as rival South Florida in the first round of the conference tournament to end the Bulls' season. Junior Darin Green Jr. was named third team all-conference and freshman Darius Johnson picked up conference all-freshman team accolades.

Norris came to UCF after a three-year stint as an assistant coach at the USC under Andy Enfield. During the 2015-16 season, he helped lead the Trojans to the NCAA Tournament and the program's first 20-win season since 2009.

Prior to his tenure in Los Angeles, he served as an assistant at Florida Gulf Coast for two seasons along side Enfield. In 2013, Norris helped guide the program to its first NCAA Tournament berth in school history and one of the most historic tournament runs in NCAA history. The 15th-seeded Eagles shocked the nation upsetting No. 2-seed Georgetown and No. 7-seed San Diego State to become the first 15-seed to reach the Sweet Sixteen. FGCU's "Cinderella Story" ended in the Sweet 16 with a loss to No. 3-seed Florida.

Norris began his coaching career at Tallahassee Community College in 2007-08, then spent two seasons (2008-10) as an assistant coach at Texas A&M-Corpus Christi. He then assisted Buzz Peterson at UNC Wilmington during the 2010-11 season.

Norris was a standout point guard at Miami, where he played for then-Hurricanes' coach Leonard Hamilton. He was a four-year letterwinner (1995-98) and the only player to lead Miami in assists for four straight seasons. Norris still holds the Miami record for career steals (208), sits second in career assists (493) and ranks fourth in career starts (108). During his senior season in 1998, he helped lead the Hurricanes to their first NCAA Tournament berth since 1960. Norris was also listed on the BIG EAST All-Rookie Team as a freshman.

Following his collegiate career, Norris played professionally in Italy, France and the Czech Republic, as well as in the American Basketball Association (ABA) with the Calgary Drillers.







# Robbie Laing

Assistant Coach | Eighth Season | Troy, 1982

Robbie Laing was named an assistant coach for UCF Men's Basketball in April of 2016 under head coach Johnny Dawkins.

In seven seasons on staff, Laing has helped the Knights to a 131-87 overall record. With him on staff, the Knights have had unparalleled success, including the program's first at-large berth to the NCAA Tournament and the school's first NCAA Tournament win, a first round victory over VCU in 2018-19. The Knights were

a nine seed in the tourney, their highest seed in five NCAA Tournament appearances, and defeated the eighth seeded Rams, 73-58 in first-round action. UCF then nearly defeated top overall seed Duke, falling in the final seconds, 77-76.

Laing led the charge in the recruitment of Taylor and Tyler Hendricks, both of whom joined the team's roster for the 2022-23 season. He maintained a strong relationship with the twins and their family from high school on. Taylor went on to lead the team in scoring, blocks and a multitude of other categories in a phenomenal freshman campaign, one that led to him becoming the program's first one-and-done, as well as first lottery pick in the NBA draft. Taylor was selected ninth overall in the 2023 NBA Draft to the Utah Jazz, the second of UCF's selections in the modern draft era.

Late in the 2018-19 season, UCF defeated No. 6/8 Houston to snap the Cougars' 33-game home win streak, and then took down No. 19/20 Cincinnati in Orlando. It marked the first time UCF had earned multiple victories over ranked opponents in the same season, and the Knights did it in back-to-back games.

The Knights' 23 regular season wins in 2018-19 matched a program Division I era record, and the team's 24 wins overall were the fourth most in school history. UCF also cracked the AP Top 25 poll for the first time since 2011. Laing also helped mentor three Knights to all-league honors, as BJ Taylor (first team), Aubrey Dawkins (second team), and Tacko Fall (third team) all earned all-conference honors from The American. Taylor earned his first all-conference honors in 2016-17, Fall was named the league Defensive Player of the Year and Matt Williams set new UCF and American Athletic Conference records for three-pointers made in a game, single season and career.

The Knights had immediate success with Laing on Dawkins' staff, going 24-12 in 2016-17, doubling the team's win total from the year before. UCF earned a bid to the NIT and made it all the way to the NIT Semifinals in New York City. The Knights led the nation in defensive field goal percentage, holding opponents to 36.5 percent from the floor, and ranked sixth in scoring defense, allowing just 61.2 points per game.

UCF made another appearance at the NIT during the 2022-23 season, the second with Laing on staff and the third overall postseason appearance in his seven-year tenure. The Knights matched up with fourth-seeded Florida in the first round of the NIT. The Black and Gold traveled up to Gainesville for the contest and came back with a 67-49 victory. It was the first win in Gainesville in program history. UCF finished the season with a 19-15 record as its run came to an end in the second round of the NIT against top-seeded Oregon.

The Knights had some remarkable moments during their 2022-23 run to the NIT. UCF won the Baha Mar Hoops Bahamas Championship by beating Oklahoma State 60-56 in overtime, the program's first win over a Big 12 opponent, before earning a 57-50 win over Santa Clara in the title game. The Knights earned a double overtime win over Memphis, topping the Tigers 107-104. UCF set the program record for the most three-pointers in a single game in program history, sinking 17 triples against Tulsa in a 96-52 home victory. The Black and Gold went on to set the program's single-season record for made three-pointers at 295.

While the team dealt with major injuries in 2017-18, the Knights still managed to achieve a lot. They earned 19 wins, including the program's first home win over UConn, first road win over Memphis and first win over a ranked opponent in a true road game, defeating No. 24 Alabama.

The COVID-19 pandemic halted the 2019-20 season before the AAC Tournament could get underway, and the Knights finished the year with a record of 16-14. UCF earned wins over rival South Florida, Tulsa, SMU and on the road at Cincinnati for the first time in program history.

Laing helped UCF to a 11-12 overall record for the again COVID-19 affected 2020-21 season, including an 8-10 record in league play. The Knights had one of the most difficult non-conference schedules in the nation, including Oklahoma, Auburn, Michigan and Florida State. UCF defeated Auburn at home and won at 15th-ranked Florida State, the program's first victory over the Seminoles.

In 2021-22, the Knights posted an 18-12 overall record, including a 9-9 mark in The American. UCF accrued a number of impressive victories on the season, taking down Michigan, Miami, Memphis and Wichita State (for the first time) in the regular season, as well as rival South Florida in the first round of the conference tournament to end the Bulls' season. Junior Darin Green Jr. was named third team all-conference and freshman Darius Johnson picked up conference all-freshman team accolades.

## COACHING EXPERIENCE

2016-present	UCF	Assistant Coach
2014-16	Florida Atlantic	Assistant Coach
2003-13	Campbell	Head Coach
2000-03	Kansas State	Assistant Coach
1999-00	Southern Mississippi	Assistant Coach
1996-99	Jones County CC	Head Coach
1994-96	Auburn	Assistant Coach
1993-94	Clemson	Assistant Coach
1987-93	Georgia Southern	Assistant Coach
1986-87	Western Kentucky	Assistant Coach
1984-86	Georgia Southern	Assistant Coach
1982-84	Troy	Assistant Coach
1981-82	Montgomery Academy	Head Coach

From 2003-13 Laing was the head coach at Campbell University in Buies Creek, North Carolina, for 10 seasons. Laing's most successful season came in 2009-10 when he guided the Camels to an Atlantic Sun Conference regular-season title, winning a school-record 19 games. He was tabbed the league's coach of the year that season along with being recognized as the District 3 Coach of the Year by the National Basketball Coaches Association. The following season, Laing and the Camels were ranked in the mid-major college top-25 poll for the first time in school history.

During his career, Laing has been an assistant coach at a number of Division I programs, including Florida Atlantic (2014-16), Kansas State (2000-03), Southern Mississippi (1999-00), Auburn (1994-96), Clemson (1993-94), Georgia Southern (1984-86, 1987-93), Western Kentucky (1986-87) and Troy (1982-84).

He got his first collegiate head coaching job in 1996 at Jones County Junior College in Ellisville, Mississippi, where he spent three seasons at the helm.

Laing graduated from Lakeside High School in Eufaula, Alabama, where he was a standout in basketball and football. Following high school, he went to play football at Vanderbilt for one season.

He then transferred to Northwest Florida State to play basketball. The squad posted a 22-11 record only to see OWJC drop the program, sending Laing to Seminole State Community College, where he garnered All-America honors. Laing then transferred to Troy where he earned a degree in biology and physical education in 1982. The following year, Laing went to Georgia Southern to earn his master's degree in physical education.

He and his wife, Dana are parents of five children: Ansley, Christian, Earl, Madison and Nathan, who played at UCF from 2016-18.





# Mamadou N'Diaye

Assistant Coach | Third Season | Auburn, 2000

UCF head men's basketball coach Johnny Dawkins announced the addition of Mamadou N'Diaye as an assistant coach for the Knights on June 7, 2021. N'Diaye is responsible for the group of forward's on UCF's roster, making sure they're sharp on both sides of the ball.

N'Diaye came to UCF after two seasons as an associate coach at the University of San Francisco, having previously been an assistant at Coastal Carolina (2011-13) and Georgia Tech (2014-16).

N'Diaye's second campaign with the Knights saw the team post a 19-15 record with a big man trio of fifth-year players Michael Durr and Lahat Thioune and freshman Thierno Sylla. He also played a role in helping shape Taylor Hendricks' offensive game inside the three-point line. Hendricks led the team in scoring and blocks, averaging 15.1 points per game and swatting aside 57 shots. His remarkable freshman campaign led to Hendricks becoming the program's first one-and-done and lottery pick, going ninth overall to the Utah Jazz in the 2023 NBA Draft. Durr was a key piece to the team's success as well, shooting 46.1% from the field and pulling in 4.6 rebounds per game. He was second on the team in blocks with 23 rejections. The team was 15-10 in games where Durr played.

In N'Diaye's first season with the Black and Gold in 2021-22, the Knights posted an 18-12 overall record, including a 9-9 mark in The American. N'Diaye's big man duo of Cheikh Mbacke Diong and Jamille Reynolds were crucial to the team's overall success, combining for 10.3 points and 8.0 rebounds per game. Mbacke's 44 blocks were good for seventh in the conference and 89th in the nation.

A former NBA player for the Toronto Raptors (2001-03), Dallas Mavericks (2003-04), Atlanta Hawks (2003-04), and Los Angeles Clippers (2004-05), N'Diaye was a four-year standout at Auburn and enjoyed a 10-year professional career before joining the coaching ranks.

N'Diaye, a native of Dakar, Senegal – the home city of former UCF star Tacko Fall and former Knights' big man Mbacke Diong – was the first Senegalese player to be selected in the NBA Draft when he was chosen 26th overall by the Denver Nuggets in 2000.

He began his coaching career in 2011 at Coastal Carolina, joining the staff of Cliff Ellis, his college coach at Auburn. In three seasons at Coastal, he helped guide the Chanticleers to a 54-40 record and a 32-18 record in the Big South Conference, while reaching the postseason twice, culminating with a Big West Championship and the program's first NCAA Tournament bid in 21 years.

With N'Diaye working primarily with Coastal's post players, the Chants led the Big South Conference in rebounding margin his first two seasons (+5.7 each year), while finishing second in 2013-14 (+4.7). Coastal also led the Big South in field goal percentage defense (.402) and scoring defense (68.4 ppg).

In 2014, N'Diaye was hired as an assistant to Brian Gregory at Georgia Tech. In his two years coaching the Yellow Jackets, N'Diaye tutored starting post players Demarco Cox, Nick Jacobs and Charles Mitchell to their best performances as collegians, helping Tech set a school record for rebound margin two years running and finishing first and second, respectively, in the Atlantic Coast Conference in that category. All three players set career highs for scoring average and field-goal percentage.

N'Diaye joined Todd Golden's staff at San Francisco for the 2019-20 season and helped lead the Dons to a 22-12 record, tying the program record for most wins in a season since the program's reinstatement. San Francisco earned victories over Princeton, California, Fresno State and BYU and advanced to the West Coast Conference semifinals, before falling to Gonzaga, the No. 2 team in the nation, 81-77.

In the 2020-21 season, shortened due to the COVID-19 pandemic, San Francisco went 11-14, but earned wins over fourth-ranked Virginia and on the road against Nevada.

N'Diaye, who began playing basketball at age 18, was a four-time letter-winner at Auburn and helped

## COACHING EXPERIENCE

2021-present	UCF	Assistant Coach
2019-21	San Francisco	Associate Coach
2014-16	Georgia Tech	Assistant Coach
2011-14	Coastal Carolina	Assistant Coach

the Tigers reach unprecedented heights. The starting center for the 1998-99 season, N'Diaye helped Auburn climb as high as No. 2 in the nation in both the Associated Press and USA Today/ESPN Coaches polls and finished the season No. 4 in the country. Auburn won the outright SEC Championship, the SEC Western Division Championship and set the state of Alabama record for victories in a season with a 29-4 overall mark.

In his senior season of 1999-2000, Auburn was the preseason No. 1 ranked team in the nation by Sports Illustrated, spent most of the year in the top 10, had the second-longest homecourt winning streak in the nation at 30 games, leading the SEC's Western Division for 29 straight weeks dating back to the 1998-99 season.

Individually, N'Diaye was a two-time All-Southeastern Conference performer and ranks second all-time at Auburn in blocked shots (241) and eighth in rebounding (798). During his junior season, N'Diaye recorded 77 rejections to break Charles Barkley's career blocked shots record. He tallied at least 25 blocked shots in each of his four years at Auburn and registered at least 66 in his final three seasons. N'Diaye played in 128 games during his career at Auburn, which ranks second all-time in school history.

As a freshman at Auburn, N'Diaye received the Greg Pratt Award, given to the Auburn student-athlete who best excelled in his sport and in academics. After concluding his professional career, he returned to Auburn to complete his bachelor's degree in international business in June of 2011.





# Tyson Waterman

Assistant Coach/Recruiting Coordinator | First Season | Winthrop, 2000



The UCF men's basketball team added Tyson Waterman to its staff in July 2023 as an assistant coach and the team's recruiting coordinator. Waterman spent the previous five seasons as an assistant coach at Wichita State.

Waterman was promoted to the Shockers' recruiting coordinator in 2021, following his efforts as an assistant coach the previous seasons. In his time at Wichita State, he helped recruit the 2019 American Athletic Conference Co-Player of the Year in Tyson Etienne along with three others who earned American postseason honors. As an assistant coach, Waterman helped the Shockers win The American's 2020-21 regular season with a 16-6 record in league play, a run that ended with an NCAA Tournament bid. The year prior, Wichita State made a run to the NIT semifinals.

Waterman primarily works with point guards and wings in skill training and player development.

Before making the leap to Wichita State and Division I basketball, Waterman built a prep school powerhouse from the ground up. He founded and served as head coach at Believe Academy in Rock Hill, South Carolina, over two separate stints from 2010-18.

During the 2014-15 campaign, Waterman coached at Southeastern Louisiana University for a season as an assistant on head coach Jay Ladner's staff.

Waterman was a standout student-athlete during his playing days at Winthrop, where he played from 1995-2000. He became the program's fourth all-time leading scorer with 1,461 points and was third in assists with 459. He was a two-time All-Big South Conference first-team honoree in the final two seasons of his career, after garnering Big South Conference Rookie of the Year honors as a freshman. He was a second-team Big South Conference honoree in his sophomore year.

A year after finishing his collegiate playing career and earning degrees in criminal justice and sociology, Waterman saw his No. 41 jersey ascend into the rafters as he became the first Eagle to have his number retired in the program's Division I history. He was inducted into the Winthrop Athletics Hall of Fame in January 2007.

A native of Hemingway, South Carolina, Waterman attended Sanford School in Hockessin, Delaware - a rigorous college preparatory program with a strong basketball reputation. His experience there ultimately inspired him to found Believe Academy.

## COACHING EXPERIENCE

2023-present	UCF	Assistant Coach/Recruiting Coordinator
2021-23	Wichita State	Assistant Coach/Recruiting Coordinator
2018-21	Wichita State	Assistant Coach
2014-15	Southeastern Louisiana	Assistant Coach





# Ben Witherspoon

Assistant Coach | Second Season | Embry-Riddle, 2006

Ben Witherspoon has been coaching in the Central Florida area since 2013 and joined the UCF men’s basketball staff in June 2022 as a special assistant to the head coach. He was promoted to an assistant coach role in October 2023.

As a special assistant to the head coach in 2022-23, Witherspoon had many responsibilities, including video coordination and multiple on-court efforts. UCF won 19 games that season, en route to a postseason NIT berth and win over Florida in the first round.

Prior to joining the UCF men’s basketball staff in June 2022, Witherspoon spent three seasons (2019-2022) as the head men’s basketball coach at Dr. Phillips High School in Orlando. As head coach, Witherspoon led the Panthers to unprecedented success.

In 2019, he led his team to its first 20-win season in five years en route to a district championship. He followed up with even greater success in year two as Witherspoon’s Panthers went on to win their first state championship in program history and finished the season nationally ranked. In 2021-22, they were again nationally ranked throughout the entire season and finished as the state runner-ups.

While coaching, Witherspoon also taught business at Dr. Phillips High School.

Prior to his stint at Dr. Phillips, Witherspoon enjoyed two stints at Montverde Academy as an assistant coach in 2013-14 and 2018-19. In 2013-14, he coached a team with current NBA players Ben Simmons (Brooklyn Nets) and D’Angelo Russell (Minnesota Timberwolves) to an undefeated national championship season.

Witherspoon was also the head coach at Cypress Creek High School in Orlando in from 2016-18.

Witherspoon has seen many of his athletes go on to experience great success at the next level. In his career, he has coached four high-major Division I players, trained and developed a McDonalds All-American in Ernest Udeh Jr., and had 10 player go on to play college basketball in his three years as head coach of the Panthers.

As a student-athlete himself, Witherspoon played his freshman year at Lipscomb university in 2001 before graduating from Embry-Riddle in 2006.

He currently resides in Winter Garden with his wife and daughter.







## Kelvin Johnson

Director of Player Development  
Seventh Season | Richmond, 1985

Kelvin Johnson joined the UCF coaching staff in June 2017 as the program's director of player development.

Johnson, who grew up in the Washington, D.C. area, played against head coach Johnny Dawkins in youth and high school basketball. Johnson was a standout at DeMatha High School before moving on to play collegiately at Richmond.

A four-year starter and two-time captain of the Spiders, Johnson was an integral member of Richmond's first postseason team that appeared in the 1982 NIT, and the school's first NCAA Tournament team, defeating Auburn in the first round in 1984.

Johnson, a fifth round pick of the Indiana Pacers in the 1985 NBA Draft, was inducted into the Richmond Athletics Hall of Fame in the Class of 2008-09.



## Jaycob Ammerman

Director of Operations  
Eighth Season | Flagler, 2013

Jaycob Ammerman has worked with the UCF men's basketball program since the 2014-15 season. He was named the Knights' video coordinator in April 2016 after spending the previous two years as a graduate assistant. He was promoted to director of operations in May of 2022 and is set to embark in his second season in that role.

Ammerman assists the UCF men's basketball coaching staff daily and is responsible for game and practice scheduling, travel and all other organizational activities.

The New Castle, Indiana native received his undergraduate degree from Flagler in 2013 in sports management, while also serving as a team manager for the men's basketball program for four seasons. Following graduation, he spent one season as an assistant coach at Flagler under UCF's all-time leading scorer Bo Clark.



## Morgan Leonard

Assistant Director of Operations  
Fifth Season | UCF, 2018

Morgan Leonard joined the UCF Athletics family in November of 2018 under the title of administrative assistant, men's basketball. Leonard assists the UCF men's basketball coaching staff daily and is responsible for weekly scheduling, travel, and all team events.

Leonard, a Tampa, Florida native, graduated with her bachelor's in sport and exercise science with a minor in psychology at UCF. During her time in school, Morgan worked with UCF baseball as a diamond girl and UCF football as a recruiting assistant. In her spare time, she works with Orlando City Soccer and the Orlando Magic in ticket operations and event & community engagement. Leonard is currently working on her MBA at UCF. She was named a recipient of the 2023 UCF Alumni 30 Under 30 Award.



## Raymond Chiu

Sports Medicine  
Fifth Season | Texas, 2015

Raymond Chiu joined the UCF staff in the summer of 2019 as the Athletic Trainer for men's basketball and men's golf.

Chiu came to UCF after spending a year at Cincinnati as an athletic training intern, where he worked with the football and spirit teams. Prior to that, he was a graduate assistant in the sports medicine department at UCF, working primarily with the volleyball and spirit teams. Chiu also spent time as a seasonal intern with the Houston Rockets at the NBA level.

Chiu earned his master of science in sports and exercise science from UCF in 2018 and graduated with a Bachelor of Science in athletic training from the University of Texas in 2015.

While in school in Austin, Chiu was a student assistant with Texas Athletics, working with the men's basketball, football, baseball, and volleyball programs.

Chiu is a licensed athletic trainer, a member of the National Athletic Trainers' Association and American Red Cross CPR/AED certified as a professional rescuer and health care provider. He is also a corrective exercise and performance enhancement specialist through the National Academy of Sports Medicine.



## Charles Stephenson

Head Strength Coach  
Third Season | Virginia, 1989

UCF men's basketball head coach Johnny Dawkins announced the addition of Charles Stephenson as the Knights' head strength coach in July 2021.

Stephenson brings nearly 35 years of experience as a strength coach at the collegiate level. Most recently, he was the director of performance with the Utah men's basketball team from 2012-2021, where he was the first basketball-specific strength coach in Ruppin' Utes program history.

Before that, Stephenson was the strength coach for men's basketball at NC State from 1996-2011 and previously held the same position at Auburn from 1994-96. Prior to Auburn, he was an assistant strength and conditioning coach at Virginia from 1987-94.

Stephenson is also the founder and director of High Performance Basketball Symposium, an annual symposium for strength and conditioning coaches from college to high school and the NBA. The Symposium, which was founded by Stephenson in 2008, is a hands-on learning experience with the top basketball performance coaches in the country.

Stephenson earned his master's degree in exercise physiology from Virginia in 1989 and did his undergraduate work at William & Mary, graduating with a bachelor's degree in physical education. He and his wife, Diane, have four children, Tyler, Shea, Quinn and Carsyn.



## Derick Brown

Assistant Director, Academics  
Seventh Season | Pfeiffer, 2007

Derick Brown joined UCF in fall 2012 as a strategic tutor and then intern with the football program. He also worked as a learning specialist and academic advisor for the women's track and field/cross country program, before starting as an assistant director working with the men's basketball program prior to the 2017-18 season.

Prior to UCF, Brown spent five years at Arkansas as a graduate assistant working primarily with the men's basketball program. Brown earned academic all-conference accolades while playing basketball at Pfeiffer University in North Carolina. He completed his master's degree in recreation and sports management at Arkansas in 2009.



## John Whitford

Associate Director of Equipment  
21st season | Manchester, 1995

John Whitford is entering his 21st year working at UCF. As the associate director of equipment operations, he oversees equipment and supplies for several of UCF's programs, including the men's basketball team.

A 1995 graduate of Manchester College in Indiana, he served as the school's head basketball manager from 1991-95 and was also a member of the golf squad from 1993-94. Whitford later served as an assistant golf coach at his alma mater in 1995.

Prior to UCF, he worked as an assistant equipment manager at Ferris State from 1998-03, where he handled the school's football duties.



## Rich Zvosec

Deputy Athletics Director for Internal Operations  
Third Season | Defiance College, 1983

Zvosec joined the athletics staff at UCF in March 2021 as deputy athletics director for internal operations. Zvosec came to Orlando after eight years at Arkansas State, most recently serving as deputy director of athletics under Terry Mohajir, now director of athletics at UCF.

At UCF, Zvosec (pronounced zuh-VOH-sec) oversees the jobs program and the areas of sports performance, nutrition, sports science and TV/video services. He also serves as sport administrator for the Knights' football, men's basketball, women's cross country and women's track and field programs.

His tenure at Arkansas State featured delivering on a guarantee that every student-athlete who graduated earned a job opportunity or admission to graduate school. The Red Wolves achieved that 100% guarantee each time in his eight years there—and he oversees a similar program at UCF under the banner of the Knights Leadership Academy.

Zvosec's years at Arkansas State included 24 league championships (four Sun Belt Conference titles and eight straight bowl qualifications in football), record-breaking fundraising totals, significant facility upgrades and major increases in the athletics budget as Arkansas State enjoyed unprecedented overall success academically, competitively and financially.

In addition to his role within the Red Wolves athletics department, Zvosec also worked as a college basketball analyst for ESPN and Fox Sports. His basketball head coaching resume included stops at the University of Missouri-Kansas City (2001-07), Millersville (Pennsylvania) University (1997-98), University of North Florida (1991-97) and St. Francis (New York) College (1988-91).

A basketball analyst for ESPN, Fox Sports and CBS College Sports, he has written two books--Birds, Dogs and Kangaroos (Life on the Back Roads of College Basketball) and For Tiger Fans Only. He has appeared in numerous feature films and television shows and has become a mainstay in the commercial industry and the motivational speaking business. In 2001 he received a Telly.

Zvosec is married to Sandra Lanahan, a former Loyola College women's lacrosse head coach. They have three children--Colin, Devin, and Kailey.







# 2022-23 REVIEW

2023-24 UCF Men's Basketball



**BIG 12** CONFERENCE

## 2022-23 Results

Day	Date	Opponent	Location	Result	Record
Mon.	Nov. 7	UNC Asheville	Addition Financial Arena	L, 98-95 (2OT)	0-1
Fri.	Nov. 11	Florida State	Addition Financial Arena	W, 68-54	1-1
Mon.	Nov. 14	Western Illinois	Addition Financial Arena	W, 70-37	2-1
Fri.	Nov. 18	vs. Oklahoma State <sup>^</sup>	Nassau, Bahamas	W, 60-56 (OT)	3-1
Sun.	Nov. 20	vs. Santa Clara <sup>^</sup>	Nassau, Bahamas	W, 57-50	4-1
Wed.	Nov. 23	Evansville	Addition Financial Arena	W, 76-56	5-1
Sun.	Nov. 27	RV Miami (FL)	Addition Financial Arena	L, 66-64	5-2
Sun.	Dec. 4	Samford	Addition Financial Arena	W, 80-77 (OT)	6-2
Sun.	Dec. 11	Tarleton	Addition Financial Arena	W, 75-49	7-2
Wed.	Dec. 14	at Ole Miss	Oxford, Miss.	W, 72-61	8-2
Sat.	Dec. 17	vs. Missouri <sup>#</sup>	Sunrise, Fla.	L, 68-66	8-3
Wed.	Dec. 21	Stetson	Addition Financial Arena	W, 73-58	9-3
Wed.	Dec. 28	Wichita State <sup>*</sup>	Addition Financial Arena	W, 52-45	10-3 (1-0)
Sat.	Dec. 31	at No. 3 Houston <sup>*</sup>	Houston, Texas	L, 71-65	10-4 (1-1)
Wed.	Jan. 4	East Carolina <sup>*</sup>	Greenville, N.C.	W, 64-61	11-4 (2-1)
Sun.	Jan. 8	SMU <sup>*</sup>	Addition Financial Arena	W, 85-53	12-4 (3-1)
Wed.	Jan. 11	Memphis <sup>*</sup>	Addition Financial Arena	W, 107-104 (2OT)	13-4 (4-1)
Sat.	Jan. 14	at Tulane <sup>*</sup>	New Orleans, La.	L, 77-69	13-5 (4-2)
Sat.	Jan. 21	at South Florida <sup>*</sup>	Tampa, Fla.	L, 85-72	13-6 (4-3)
Wed.	Jan. 25	No. 3 Houston <sup>*</sup>	Addition Financial Arena	L, 82-71	13-7 (4-4)
Sat.	Jan. 28	Temple <sup>*</sup>	Addition Financial Arena	L, 77-70 (OT)	13-8 (4-5)
Sat.	Feb. 4	at Cincinnati <sup>*</sup>	Cincinnati, Ohio	L, 73-64	13-9 (4-6)
Wed.	Feb. 8	at Wichita State <sup>*</sup>	Wichita, Kan.	W, 72-67	14-9 (5-6)
Sat.	Feb. 11	Tulsa <sup>*</sup>	Addition Financial Arena	W, 96-52	15-9 (6-6)
Thu.	Feb. 16	at Memphis <sup>*</sup>	Memphis, Tenn.	L, 64-63	15-10 (6-7)
Sun.	Feb. 19	Cincinnati <sup>*</sup>	Addition Financial Arena	L, 73-71	15-11 (6-8)
Wed.	Feb. 22	South Florida <sup>*</sup>	Addition Financial Arena	L, 82-75	15-12 (6-9)
Sun.	Feb. 26	at Tulsa <sup>*</sup>	Tulsa, Okla.	W, 68-49	16-12 (7-9)
Thu.	Mar. 2	at Temple <sup>*</sup>	Philadelphia, Pa.	L, 57-55	16-13 (7-10)
Sun.	Mar. 5	East Carolina <sup>*</sup>	Addition Financial Arena	W, 84-58	17-13 (8-10)
Thu.	Mar. 9	SMU <sup>%</sup>	Fort Worth, Texas	W, 76-70	18-13 (8-10)
Fri.	Mar. 10	RV Memphis <sup>%</sup>	Fort Worth, Texas	L, 81-76	18-14 (8-10)
Wed.	Mar. 15	at Florida <sup>&amp;</sup>	Gainesville, Fla.	W, 67-49	19-14 (8-10)
Sun.	Mar. 19	at Oregon <sup>&amp;</sup>	Eugene, Ore.	L, 68-54	19-15 (8-10)

Home Contests are in bold

<sup>^</sup> - Baha Mar Hoops Bahamas Championship

<sup>#</sup> - AutoNation Orange Bowl Basketball Classic

<sup>\*</sup> - American Athletic Conference Contest

<sup>%</sup> - The American Athletic Conference Tournament played at Dickies Arena in Fort Worth, Texas

<sup>&</sup> - National Invitation Tournament





# UCF in the NCAA NET and Other Rankings

## NCAA NET Breakdown

### QUAD 1: 3-8

NET Date	Opponent	Result
1 12/31/22	at Houston *	L, 65-71
1 1/25/23	Houston *	L, 71-82
21 11/27/22	Miami (FL)	L, 64-66
22 3/10/23	vs. Memphis *	L, 76-81
22 2/16/23	at Memphis *	L, 63-64
22 1/11/23	Memphis *	W, 107-104 (2OT)
42 11/18/22	vs. Oklahoma State	W, 60-56 (OT)
45 3/19/23	at Oregon !	L, 54-68
47 12/17/22	vs. Missouri	L, 66-68
63 2/4/23	at Cincinnati *	L, 64-73
73 3/15/23	at Florida !	W, 67-49

### QUAD 2: 3-3

NET Date	Opponent	Result
63 2/19/23	Cincinnati *	L, 71-73
87 11/20/22	vs. Santa Clara	W, 57-50
107 1/14/23	at Tulane*	L, 69-77
110 2/8/23	at Wichita State *	W, 72-67
123 3/2/23	at Temple *	L, 55-57
129 12/14/22	at Ole Miss	W, 72-61

### QUAD 3: 3-4

NET Date	Opponent	Result
110 12/28/22	Wichita State *	W, 52-45
123 1/28/23	Temple *	L, 70-77 (OT)
135 12/4/22	Samford	W, 80-77 (OT)
143 11/7/22	UNC Asheville	L, 95-98 (2OT)
159 2/22/23	South Florida *	L, 75-82
159 1/21/23	at South Florida *	L, 72-85
190 1/4/23	at East Carolina *	W, 64-61

### QUAD 4: 10-0

NET Date	Opponent	Result
163 12/21/22	Stetson	W, 73-58
165 12/11/22	Tarleton	W, 75-49
190 3/5/23	East Carolina *	W, 84-58
209 3/9/23	vs. SMU *	W, 76-70
209 1/8/23	SMU *	W, 85-53
220 11/11/22	Florida State	W, 68-54
248 11/14/22	Western Illinois	W, 70-37
324 2/11/23	Tulsa *	W, 96-52
324 2/26/23	at Tulsa *	W, 68-49
352 11/23/22	Evansville	W, 76-56

\* indicates regular season American Athletic Conference game  
 \* indicates American Athletic Conference Championship contest  
 ! indicates NIT game

## UCF RANKING HIGHS & LOWS

Poll	High	Low	Season's End
NCAA NET	36	95	66
KenPom	37	74	56
ESPN BPI	41	75	50
AP Poll	NR	NR	NR
Coaches Poll	NR	NR	NR

## UCF WEEK-BY-WEEK

	AP	COACHES	NET	ESPN BPI	KENPOM	RECORD
Preseason	NR	NR	-	-	-	0-0
Week 2	NR	NR	-	-	-	1-1
Week 3	NR	NR	-	-	-	4-1
Week 4	NR	NR	-	-	-	5-2
Week 5	NR	NR	95	75	74	6-2
Week 6	NR	NR	78	64	65	7-2
Week 7	NR	NR	68	60	58	8-3
Week 8	NR	NR	66	57	58	9-3
Week 9	NR	NR	52	52	49	10-4
Week 10	NR	NR	36	41	37	12-4
Week 11	NR	NR	43	45	41	13-5
Week 12	NR	NR	56	53	52	13-6
Week 13	NR	NR	65	59	61	13-8
Week 14	NR	NR	70	63	63	13-9
Week 15	NR	NR	55	49	57	15-9
Week 16	NR	NR	58	51	57	15-11
Week 17	NR	NR	71	57	63	16-12
Week 18	NR	NR	72	58	60	17-13
Week 19	NR	NR	71	59	67	18-14
Final	NR	NR	66	50	56	19-15

All rankings are updated on Monday of each respective week

## UCF FINAL RANKING SUMMARY

Category	NCAA	AAC	Value
Ast-to-10 Ratio	184	7	1.04
Assists Per Game	123	5	13.8
Blocks Per Game	93	7	3.8
Field Goal Percentage	272	7	42.8
FG% Defense	70	4	42.0
FT Percentage	20	2	77.1
Rebound Margin	141	6	+1.8
Scoring Defense	<b>47</b>	2	65.5
Scoring Offense	176	6	71.5
Steals Per Game	59	4	7.7
3-Pt FG% Defense	<b>29</b>	2	30.7
3-Pt FG Percentage	105	1	35.3
3-Pt FGs Per Game	<b>48</b>	2	8.7
Turnovers Per Game	256	8	13.3
Turnovers Forced p. Gm.	<b>38</b>	2	14.82

bold & italic indicates top 50 national ranking



Taylor Hendricks and the rest of the Knights celebrating with "The Knightmare," UCF's student section, after the team's quad one victory over Memphis in double overtime

# 2022-23 Overall Statistics

## Game Records

Record	Overall	Home	Away	Neutral
ALL GAMES	19-15	11-6	5-7	3-2
CONFERENCE	8-10	5-4	3-6	0-0
NON-CONFERENCE	11-5	6-2	2-1	3-2

## Score by Periods

Team	1st	2nd	OT	TOT
UCF	1077	1281	74	2432
Opponents	1063	1091	74	2228

## Team Box Score

No.	Player	Total			3-Point		F-Throw		Rebounds				Other Stats									
		GP-GS	MIN	AVG	FG-FGA	FG%	3FG-3FGA	3FG%	FT-FTA	FT%	OFF	DEF	TOT	AVG	PF	DQ	A	TO	BLK	STL	PTS	AVG
25	HENDRICKS, Taylor	34-34	1179:11	34.7	184-385	.478	61-155	.394	86-110	.782	80	157	237	7.0	68	2	46	48	59	31	515	15.1
13	KELLY, C.J.	34-26	1039:25	30.6	143-319	.448	67-173	.387	100-123	.813	17	104	121	3.6	79	1	95	81	22	50	453	13.3
12	HORTON, Ithiel	34-34	1052:43	31.0	150-399	.376	78-224	.348	40-48	.833	39	88	127	3.7	49	0	54	54	2	47	418	12.3
3	JOHNSON, Darius	25-22	773:04	30.9	89-231	.385	28-104	.269	43-50	.860	17	59	76	3.0	65	4	106	61	2	55	249	10.0
4	SUGGS, Brandon	32-8	618:54	19.3	66-141	.468	14-34	.412	65-85	.765	30	73	103	3.2	58	0	30	43	4	24	211	6.6
2	DURR, Michael	25-23	533:50	21.4	53-115	.461	1-8	.125	31-43	.721	57	57	114	4.6	64	5	21	20	23	6	138	5.5
21	WALKER, C.J.	4-0	76:26	19.1	7-19	.368	2-6	.333	4-8	.500	4	10	14	3.5	12	0	2	8	3	3	20	5.0
1	YOUNG, Jayhlon	33-12	632:38	19.2	44-118	.373	19-53	.358	40-49	.816	13	58	71	2.2	49	1	65	46	2	23	147	4.5
11	FREEMAN, Tyem	26-1	304:49	11.7	32-78	.410	5-20	.250	19-32	.594	16	42	58	2.2	15	0	27	15	0	5	88	3.4
0	THIOUNE, Lahat	34-10	455:49	13.4	40-85	.471	0-0	.000	9-14	.643	45	57	102	3.0	52	0	10	27	1	10	89	2.6
31	SYLLA, Thierno	27-0	168:02	6.2	23-49	.469	12-33	.364	2-6	.333	10	20	30	1.1	38	1	4	10	11	3	60	2.2
10	WARAKULNUKROH, Poohpha	7-0	14:14	2.0	4-6	.667	2-2	1.000	2-4	.500	0	0	0	0.0	3	0	2	1	0	0	12	1.7
5	EDWARDS, P.J.	19-0	125:55	6.6	13-35	.371	6-23	.261	0-0	.000	8	10	18	0.9	14	0	7	5	0	4	32	1.7
Team											57	62	119					33				
<b>Total</b>		<b>34</b>	<b>6975</b>		<b>848-1980</b>	<b>.428</b>	<b>295-835</b>	<b>.353</b>	<b>441-572</b>	<b>.771</b>	<b>393</b>	<b>797</b>	<b>1190</b>	<b>35.0</b>	<b>566</b>	<b>14</b>	<b>469</b>	<b>452</b>	<b>129</b>	<b>261</b>	<b>2432</b>	<b>71.5</b>
<b>Opponents</b>		<b>34</b>	<b>6975</b>		<b>779-1855</b>	<b>.420</b>	<b>221-720</b>	<b>.307</b>	<b>449-620</b>	<b>.724</b>	<b>353</b>	<b>777</b>	<b>1130</b>	<b>33.2</b>	<b>554</b>	<b>18</b>	<b>416</b>	<b>504</b>	<b>97</b>	<b>229</b>	<b>2228</b>	<b>65.5</b>

## Team Statistics

	UCF	OPP
<b>Scoring</b>	<b>2432</b>	<b>2228</b>
Points per game	71.5	65.5
Scoring margin	+6.0	-
<b>Field goals-att</b>	<b>848-1980</b>	<b>779-1855</b>
Field goal pct	.428	.420
<b>3 point fg-att</b>	<b>295-835</b>	<b>221-720</b>
3-point FG pct	.353	.307
3-pt FG made per game	8.7	6.5
<b>Free throws-att</b>	<b>441-572</b>	<b>449-620</b>
Free throw pct	.771	.724
F-Throws made per game	13.0	13.2
<b>Rebounds</b>	<b>1190</b>	<b>1130</b>
Rebounds per game	35.0	33.2
Rebounding margin	+1.8	-
<b>Assists</b>	<b>469</b>	<b>416</b>
Assists per game	13.8	12.2
<b>Turnovers</b>	<b>452</b>	<b>504</b>
Turnovers per game	13.3	14.8
Turnover margin	+1.5	-
Assist/turnover ratio	1.0	0.8
<b>Steals</b>	<b>261</b>	<b>229</b>
Steals per game	7.7	6.7
<b>Blocks</b>	<b>129</b>	<b>97</b>
Blocks per game	3.8	2.9
<b>Winning streak</b>	<b>0</b>	<b>-</b>
Home win streak	1	-
<b>Attendance</b>	<b>89664</b>	<b>65891</b>
Home games-Avg/Game	17-5274	12-5491
Neutral site-Avg/Game	-	5-4079

## Team Results

Date	Opponent	Score	Att.
11/07/2022	UNC Asheville	Lot2 95-98	4603
11/11/2022	Florida St.	W 68-54	6485
11/14/2022	Western Ill.	W 70-37	3940
11/18/2022	vs Oklahoma St.	Wot 60-56	687
11/20/2022	vs Santa Clara	W 57-50	714
11/23/2022	Evansville	W 76-56	3752
11/27/2022	Miami (FL)	L 64-66	5354
12/04/2022	Samford	Wot 80-77	4052
12/11/2022	Tarleton St.	W 75-49	3880
12/14/2022	at Ole Miss	W 72-61	5215
12/17/2022	vs Missouri	L 66-68	6897
12/21/2022	Stetson	W 73-58	4124
12/28/2022	Wichita St.	W 52-45	4225
12/31/2022	at Houston	L 65-71	7457
01/04/2023	at East Carolina	W 64-61	3675
01/08/2023	SMU	W 85-53	4576
01/11/2023	Memphis	Wot2 107-104	6812
01/14/2023	at Tulane	L 69-77	1634
01/21/2023	at South Fla.	L 72-85	5715
01/25/2023	Houston	L 71-82	9383
01/28/2023	Temple	Lot 70-77	4594
02/04/2023	at Cincinnati	L 64-73	10351
02/08/2023	at Wichita St.	W 72-67	6929
02/11/2023	Tulsa	W 96-52	6731
02/16/2023	at Memphis	L 63-64	10150
02/19/2023	Cincinnati	L 71-73	5213
02/22/2023	South Fla.	L 75-82	6736
02/26/2023	at Tulsa	W 68-49	4059
03/02/2023	at Temple	L 55-57	4664
03/05/2023	East Carolina	W 84-58	5204
03/09/2023	vs SMU	W 76-70	5986
03/10/2023	vs Memphis	L 76-81	6111
03/15/2023	at Florida	W 67-49	3023
03/19/2023	at Oregon	L 54-68	3019





# 2022-23 Conference Statistics

## Game Records

Record	Overall	Home	Away	Neutral
ALL GAMES	8-10	5-4	3-6	0-0
CONFERENCE	8-10	5-4	3-6	0-0
NON-CONFERENCE	0-0	0-0	0-0	0-0

## Score by Periods

Team	1st	2nd	OT	TOT
UCF	575	691	37	1303
Opponents	588	601	41	1230

## Team Box Score

No.	Player				Total		3-Point		F-Throw		Rebounds											
		GP-GS	MIN	AVG	FG-FGA	FG%	3FG-3FGA	3FG%	FT-FTA	FT%	OFF	DEF	TOT	AVG	PF	DQ	A	TO	BLK	STL	PTS	AVG
25	HENDRICKS, Taylor	18-18	628:39	34.9	99-202	.490	34-88	.386	53-65	.815	42	77	119	6.6	39	1	29	28	31	19	285	15.8
12	HORTON, Ithiel	18-18	578:60	32.2	83-220	.377	45-128	.352	29-33	.879	21	47	68	3.8	33	0	32	34	1	23	240	13.3
13	KELLY, C.J.	18-15	558:10	31.0	72-162	.444	35-91	.385	60-76	.789	8	50	58	3.2	43	0	52	43	15	27	239	13.3
3	JOHNSON, Darius	14-14	448:35	32.0	47-124	.379	17-61	.279	23-25	.920	12	33	45	3.2	40	2	58	28	2	28	134	9.6
4	SUGGS, Brandon	16-3	303:46	19.0	25-66	.379	7-21	.333	42-51	.824	12	35	47	2.9	25	0	14	21	1	12	99	6.2
2	DURR, Michael	10-9	239:60	24.0	21-57	.368	1-7	.143	15-20	.750	24	18	42	4.2	32	3	10	7	9	3	58	5.8
11	FREEMAN, Tyem	13-1	184:34	14.2	25-47	.532	4-12	.333	15-24	.625	11	28	39	3.0	10	0	19	10	0	2	69	5.3
1	YOUNG, Jayhlon	17-4	285:31	16.8	17-48	.354	8-20	.400	23-29	.793	5	34	39	2.3	25	1	28	19	1	15	65	3.8
0	THIOUNE, Lahat	18-8	252:05	14.0	22-45	.489	0-0	.000	5-6	.833	17	31	48	2.7	32	0	5	13	1	8	49	2.7
10	WARAKULNUKROH, Poohpha	3-0	06:58	2.3	3-4	.750	1-1	1.000	1-2	.500	0	0	0	0.0	3	0	2	1	0	0	8	2.7
5	EDWARDS, P.J.	12-0	89:40	7.5	11-31	.355	6-22	.273	0-0	.000	5	4	9	0.8	14	0	6	4	0	2	28	2.3
31	SYLLA, Thierno	15-0	98:03	6.5	12-29	.414	5-17	.294	0-0	.000	6	12	18	1.2	23	1	2	6	7	1	29	1.9
Team											35	32	67					13				
<b>Total</b>		<b>18</b>	<b>3675</b>		<b>437-1035</b>	<b>.422</b>	<b>163-468</b>	<b>.348</b>	<b>266-331</b>	<b>.804</b>	<b>198</b>	<b>401</b>	<b>599</b>	<b>33.3</b>	<b>319</b>	<b>8</b>	<b>257</b>	<b>227</b>	<b>68</b>	<b>140</b>	<b>1303</b>	<b>72.4</b>
<b>Opponents</b>		<b>18</b>	<b>3675</b>		<b>421-959</b>	<b>.439</b>	<b>115-366</b>	<b>.314</b>	<b>273-370</b>	<b>.738</b>	<b>183</b>	<b>421</b>	<b>604</b>	<b>33.6</b>	<b>294</b>	<b>8</b>	<b>219</b>	<b>267</b>	<b>49</b>	<b>123</b>	<b>1230</b>	<b>68.3</b>

## Team Statistics

	UCF	OPP
<b>Scoring</b>	<b>1303</b>	<b>1230</b>
Points per game	72.4	68.3
Scoring margin	+4.1	-
<b>Field goals-att</b>	<b>437-1035</b>	<b>421-959</b>
Field goal pct	.422	.439
<b>3 point fg-att</b>	<b>163-468</b>	<b>115-366</b>
3-point FG pct	.348	.314
3-pt FG made per game	9.1	6.4
<b>Free throws-att</b>	<b>266-331</b>	<b>273-370</b>
Free throw pct	.804	.738
F-Throws made per game	14.8	15.2
<b>Rebounds</b>	<b>599</b>	<b>604</b>
Rebounds per game	33.3	33.6
Rebounding margin	-0.3	-
<b>Assists</b>	<b>257</b>	<b>219</b>
Assists per game	14.3	12.2
<b>Turnovers</b>	<b>227</b>	<b>267</b>
Turnovers per game	12.6	14.8
Turnover margin	+2.2	-
Assist/turnover ratio	1.1	0.8
<b>Steals</b>	<b>140</b>	<b>123</b>
Steals per game	7.8	6.8
<b>Blocks</b>	<b>68</b>	<b>49</b>
Blocks per game	3.8	2.7
<b>Winning streak</b>	<b>1</b>	<b>-</b>
Home win streak	1	-
<b>Attendance</b>	<b>53474</b>	<b>54634</b>
Home games-Avg/Game	9-5942	9-6070
Neutral site-Avg/Game	-	0-0

## Team Results

Date	Opponent		Score	Att.
12/28/2022	Wichita St.	W	52-45	4225
12/31/2022	at Houston	L	65-71	7457
01/04/2023	at East Carolina	W	64-61	3675
01/08/2023	SMU	W	85-53	4576
01/11/2023	Memphis	Wot2	107-104	6812
01/14/2023	at Tulane	L	69-77	1634
01/21/2023	at South Fla.	L	72-85	5715
01/25/2023	Houston	L	71-82	9383
01/28/2023	Temple	Lot	70-77	4594
02/04/2023	at Cincinnati	L	64-73	10351
02/08/2023	at Wichita St.	W	72-67	6929
02/11/2023	Tulsa	W	96-52	6731
02/16/2023	at Memphis	L	63-64	10150
02/19/2023	Cincinnati	L	71-73	5213
02/22/2023	South Fla.	L	75-82	6736
02/26/2023	at Tulsa	W	68-49	4059
03/02/2023	at Temple	L	55-57	4664
03/05/2023	East Carolina	W	84-58	5204

# 2022-23 Postseason Statistics

## Game Records

Record	Overall	Home	Away	Neutral
ALL GAMES	2-2	0-0	1-1	1-1
CONFERENCE	0-0	0-0	0-0	0-0
NON-CONFERENCE	2-2	0-0	1-1	1-1

## Score by Periods

Team	1st	2nd	OT	TOT
UCF	117	156	0	273
Opponents	135	133	0	268

## Team Box Score

No.	Player	Total			3-Point			F-Throw		Rebounds				Other Stats								
		GP-GS	MIN	AVG	FG-FGA	FG%	3FG-3FGA	3FG%	FT-FTA	FT%	OFF	DEF	TOT	AVG	PF	DQ	A	TO	BLK	STL	PTS	AVG
13	KELLY, C.J.	4-4	144:49	36.2	29-51	.569	10-20	.500	15-17	.882	2	13	15	3.8	11	0	10	9	1	9	83	20.8
25	HENDRICKS, Taylor	4-4	148:42	37.2	19-47	.404	4-17	.235	4-7	.571	6	28	34	8.5	5	0	4	6	8	4	46	11.5
12	HORTON, Ithiel	4-4	127:55	32.0	18-54	.333	7-26	.269	2-2	1.000	5	12	17	4.3	4	0	8	5	0	8	45	11.3
3	JOHNSON, Darius	4-4	118:00	29.5	14-38	.368	3-17	.176	5-7	.714	3	10	13	3.3	11	1	14	16	0	10	36	9.0
4	SUGGS, Brandon	4-0	59:50	15.0	9-14	.643	2-4	.500	3-4	.750	1	8	9	2.3	8	0	2	5	2	2	23	5.8
2	DURR, Michael	4-4	78:57	19.7	8-16	.500	0-0	.000	7-8	.875	9	11	20	5.0	9	1	1	3	4	0	23	5.8
0	THIOUNE, Lahat	4-0	49:52	12.5	4-10	.400	0-0	.000	2-4	.500	13	6	19	4.8	5	0	2	2	0	1	10	2.5
31	SYLLA, Thierno	2-0	08:54	4.5	1-3	.333	1-3	.333	0-0	.000	0	1	1	0.5	4	0	0	0	0	0	3	1.5
1	YOUNG, Jayhlon	4-0	43:59	11.0	1-6	.167	1-4	.250	1-2	.500	1	2	3	0.8	2	0	5	2	0	2	4	1.0
11	FREEMAN, Tyem	3-0	16:24	5.5	0-3	.000	0-1	.000	0-0	.000	0	2	2	0.7	1	0	2	1	0	1	0	0.0
10	WARAKULNUKROH, Poohpha	1-0	01:08	1.1	0-1	.000	0-0	.000	0-0	.000	0	0	0	0.0	0	0	0	0	0	0	0	0.0
5	EDWARDS, P.J.	1-0	01:29	1.5	0-0	.000	0-0	.000	0-0	.000	0	0	0	0.0	0	0	0	0	0	0	0	0.0
Team											5	5	10				4					
<b>Total</b>		<b>4</b>	<b>800</b>		<b>103-243</b>	<b>.424</b>	<b>28-92</b>	<b>.304</b>	<b>39-51</b>	<b>.765</b>	<b>45</b>	<b>98</b>	<b>143</b>	<b>35.8</b>	<b>60</b>	<b>2</b>	<b>48</b>	<b>53</b>	<b>15</b>	<b>37</b>	<b>273</b>	<b>68.3</b>
<b>Opponents</b>		<b>4</b>	<b>800</b>		<b>96-225</b>	<b>.427</b>	<b>24-81</b>	<b>.296</b>	<b>52-69</b>	<b>.754</b>	<b>35</b>	<b>97</b>	<b>132</b>	<b>33.0</b>	<b>51</b>	<b>1</b>	<b>58</b>	<b>59</b>	<b>11</b>	<b>31</b>	<b>268</b>	<b>67.0</b>

## Team Statistics

	UCF	OPP
<b>Scoring</b>	<b>273</b>	<b>268</b>
Points per game	68.3	67.0
Scoring margin	+1.3	-
<b>Field goals-att</b>	<b>103-243</b>	<b>96-225</b>
Field goal pct	.424	.427
<b>3 point fg-att</b>	<b>28-92</b>	<b>24-81</b>
3-point FG pct	.304	.296
3-pt FG made per game	7.0	6.0
<b>Free throws-att</b>	<b>39-51</b>	<b>52-69</b>
Free throw pct	.765	.754
F-Throws made per game	9.8	13.0
<b>Rebounds</b>	<b>143</b>	<b>132</b>
Rebounds per game	35.8	33.0
Rebounding margin	+2.8	-
<b>Assists</b>	<b>48</b>	<b>58</b>
Assists per game	12.0	14.5
<b>Turnovers</b>	<b>53</b>	<b>59</b>
Turnovers per game	13.3	14.8
Turnover margin	+1.5	-
Assist/turnover ratio	0.9	1.0
<b>Steals</b>	<b>37</b>	<b>31</b>
Steals per game	9.3	7.8
<b>Blocks</b>	<b>15</b>	<b>11</b>
Blocks per game	3.8	2.8
<b>Winning streak</b>	<b>0</b>	<b>-</b>
Home win streak	0	-
<b>Attendance</b>	<b>0</b>	<b>6042</b>
Home games-Avg/Game	0-0	2-3021
Neutral site-Avg/Game	-	2-6049

## Team Results

Date	Opponent	Score	Att.
03/09/2023	vs SMU	W 76-70	5986
03/10/2023	vs Memphis	L 76-81	6111
03/15/2023	at Florida	W 67-49	3023
03/19/2023	at Oregon	L 54-68	3019





# 2022-23 Category Leaders

## Points

##	Player	G	Pts	Pts/G
25	Hendricks, Taylor	34	515	15.1
13	Kelly, C.J.	34	453	13.3
12	Horton, Ithiel	34	418	12.3
3	Johnson, Darius	25	249	10.0
4	Suggs, Brandon	32	211	6.6
1	Young, Jayhlon	33	147	4.5
2	Durr, Michael	25	138	5.5
0	Thioune, Lahat	34	89	2.6
11	Freeman, Tyem	26	88	3.4
31	Sylla, Thierno	27	60	2.2
5	Edwards, P.J.	19	32	1.7
21	Walker, C.J.	4	20	5.0
10	Warakulnukroh, Poohpha	7	12	1.7

## Scoring Average

##	Player	G	Pts	Pts/G
25	Hendricks, Taylor	34	515	15.1
13	Kelly, C.J.	34	453	13.3
12	Horton, Ithiel	34	418	12.3
3	Johnson, Darius	25	249	10.0
4	Suggs, Brandon	32	211	6.6
2	Durr, Michael	25	138	5.5
21	Walker, C.J.	4	20	5.0
1	Young, Jayhlon	33	147	4.5
11	Freeman, Tyem	26	88	3.4
0	Thioune, Lahat	34	89	2.6
31	Sylla, Thierno	27	60	2.2
10	Warakulnukroh, Poohpha	7	12	1.7
5	Edwards, P.J.	19	32	1.7

## Field Goal Percentage

##	Player	FG	Att	Pct
10	Warakulnukroh, Poohpha	4	6	.667
25	Hendricks, Taylor	184	385	.478
0	Thioune, Lahat	40	85	.471
31	Sylla, Thierno	23	49	.469
4	Suggs, Brandon	66	141	.468
2	Durr, Michael	53	115	.461
13	Kelly, C.J.	143	319	.448
11	Freeman, Tyem	32	78	.410
3	Johnson, Darius	89	231	.385
12	Horton, Ithiel	150	399	.376
1	Young, Jayhlon	44	118	.373
5	Edwards, P.J.	13	35	.371
21	Walker, C.J.	7	19	.368

## Field Goal Attempts

##	Player	G	Att	Att/G
12	Horton, Ithiel	34	399	11.7
25	Hendricks, Taylor	34	385	11.3
13	Kelly, C.J.	34	319	9.4
3	Johnson, Darius	25	231	9.2
4	Suggs, Brandon	32	141	4.4

## Field Goals Made

##	Player	G	Made	Made/G
25	Hendricks, Taylor	34	184	5.4
12	Horton, Ithiel	34	150	4.4
13	Kelly, C.J.	34	143	4.2
3	Johnson, Darius	25	89	3.6
4	Suggs, Brandon	32	66	2.1

## 3-Point FG Percentage

##	Player	3FG	Att	Pct
10	Warakulnukroh, Poohpha	2	2	1.000
4	Suggs, Brandon	14	34	.412
25	Hendricks, Taylor	61	155	.394
13	Kelly, C.J.	67	173	.387
31	Sylla, Thierno	12	33	.364
1	Young, Jayhlon	19	53	.358
12	Horton, Ithiel	78	224	.348
21	Walker, C.J.	2	6	.333
3	Johnson, Darius	28	104	.269
5	Edwards, P.J.	6	23	.261
11	Freeman, Tyem	5	20	.250
2	Durr, Michael	1	8	.125

## 3-Point FG Attempts

##	Player	G	Att	Att/G
12	Horton, Ithiel	34	224	6.6
13	Kelly, C.J.	34	173	5.1
25	Hendricks, Taylor	34	155	4.6
3	Johnson, Darius	25	104	4.2
1	Young, Jayhlon	33	53	1.6

## 3-Point FG Made

##	Player	G	Made	Made/G
12	Horton, Ithiel	34	78	2.3
13	Kelly, C.J.	34	67	2.0
25	Hendricks, Taylor	34	61	1.8
3	Johnson, Darius	25	28	1.1
1	Young, Jayhlon	33	19	0.6

# 2022-23 Category Leaders

## Free Throw Percentage

##	Player	Made	Att	Pct
3	Johnson, Darius	43	50	.860
12	Horton, Ithiel	40	48	.833
1	Young, Jayhlon	40	49	.816
13	Kelly, C.J.	100	123	.813
25	Hendricks, Taylor	86	110	.782
4	Suggs, Brandon	65	85	.765
2	Durr, Michael	31	43	.721
0	Thioune, Lahat	9	14	.643
11	Freeman, Tyem	19	32	.594
21	Walker, C.J.	4	8	.500
10	WarakuInukroh, Poohpha	2	4	.500
31	Sylla, Thierno	2	6	.333

## Free Throw Attempts

##	Player	G	Att	Att/G
13	Kelly, C.J.	34	123	3.6
25	Hendricks, Taylor	34	110	3.2
4	Suggs, Brandon	32	85	2.7
3	Johnson, Darius	25	50	2.0
1	Young, Jayhlon	33	49	1.5

## Free Throws Made

##	Player	G	Made	Made/G
13	Kelly, C.J.	34	100	2.9
25	Hendricks, Taylor	34	86	2.5
4	Suggs, Brandon	32	65	2.0
3	Johnson, Darius	25	43	1.7
12	Horton, Ithiel	34	40	1.2

## Rebounds

##	Player	G	Reb	Reb/G
25	Hendricks, Taylor	34	237	7.0
12	Horton, Ithiel	34	127	3.7
13	Kelly, C.J.	34	121	3.6
2	Durr, Michael	25	114	4.6
4	Suggs, Brandon	32	103	3.2

## Assists

##	Player	G	Ast	Ast/G
3	Johnson, Darius	25	106	4.2
13	Kelly, C.J.	34	95	2.8
1	Young, Jayhlon	33	65	2.0
12	Horton, Ithiel	34	54	1.6
25	Hendricks, Taylor	34	46	1.4

## Rebounds Average

##	Player	G	Reb	Reb/G
25	Hendricks, Taylor	34	237	7.0
2	Durr, Michael	25	114	4.6
12	Horton, Ithiel	34	127	3.7
13	Kelly, C.J.	34	121	3.6
21	Walker, C.J.	4	14	3.5

## Steals

##	Player	G	Stl	Stl/G
3	Johnson, Darius	25	55	2.2
13	Kelly, C.J.	34	50	1.5
12	Horton, Ithiel	34	47	1.4
25	Hendricks, Taylor	34	31	0.9
4	Suggs, Brandon	32	24	0.8

## Offensive Rebounds

##	Player	G	OReb	OReb/G
25	Hendricks, Taylor	34	80	2.4
2	Durr, Michael	25	57	2.3
0	Thioune, Lahat	34	45	1.3
12	Horton, Ithiel	34	39	1.1
4	Suggs, Brandon	32	30	0.9

## Blocked Shots

##	Player	G	Blk	Blk/G
25	Hendricks, Taylor	34	59	1.7
2	Durr, Michael	25	23	0.9
13	Kelly, C.J.	34	22	0.6
31	Sylla, Thierno	27	11	0.4
4	Suggs, Brandon	32	4	0.1

## Defensive Rebounds

##	Player	G	DReb	DReb/G
25	Hendricks, Taylor	34	157	4.6
13	Kelly, C.J.	34	104	3.1
12	Horton, Ithiel	34	88	2.6
4	Suggs, Brandon	32	73	2.3
3	Johnson, Darius	25	59	2.4

## Minutes

##	Player	G	Min	Min/G
25	Hendricks, Taylor	34	1179	34:41
12	Horton, Ithiel	34	1053	30:58
13	Kelly, C.J.	34	1039	30:34
3	Johnson, Darius	25	773	30:55
1	Young, Jayhlon	33	633	19:10





# 2022-23 Game-by-Game Statistics

Opponent	Date	Score		Total		3-Pointers		Free throws		Rebounds										
				FG-FGA	PCT	3FG-3FGA	PCT	FT-FTA	PCT	OFF	DEF	TOT	AVG	PF	A	TO	BLK	STL	PTS	AVG
UNC Asheville	11/07/2022	95-98	Lot2	37-81	.457	10-33	.303	11-15	.733	17	22	39	39.0	23	12	14	5	9	95	95.0
Florida St.	11/11/2022	68-54	W	25-63	.397	7-15	.467	11-16	.688	24	28	52	45.5	15	11	20	2	4	68	81.5
Western Ill.	11/14/2022	70-37	W	29-61	.475	6-21	.286	6-9	.667	9	29	38	43.0	13	11	8	6	7	70	77.7
vs Oklahoma St.	11/18/2022	60-56	Wot	18-59	.305	9-25	.360	15-17	.882	13	26	39	42.0	17	12	21	4	7	60	73.3
vs Santa Clara	11/20/2022	57-50	W	21-53	.396	10-28	.357	5-9	.556	8	25	33	40.2	14	16	14	2	5	57	70.0
Evansville	11/23/2022	76-56	W	26-52	.500	10-20	.500	14-18	.778	7	35	42	40.5	13	15	19	6	7	76	71.0
Miami (FL)	11/27/2022	64-66	L	24-53	.453	4-17	.235	12-17	.706	14	19	33	39.4	13	7	15	2	8	64	70.0
Samford	12/04/2022	80-77	Wot	24-55	.436	9-25	.360	23-34	.676	8	28	36	39.0	24	14	14	2	7	80	71.3
Tarleton St.	12/11/2022	75-49	W	26-50	.520	11-23	.478	12-18	.667	9	22	31	38.1	16	15	13	5	7	75	71.7
at Ole Miss	12/14/2022	72-61	W	27-63	.429	7-18	.389	11-14	.786	17	22	39	38.2	18	14	11	4	8	72	71.7
vs Missouri	12/17/2022	66-68	L	22-52	.423	13-28	.464	9-15	.600	10	19	29	37.4	12	17	15	3	10	66	71.2
Stetson	12/21/2022	73-58	W	29-60	.483	8-22	.364	7-8	.875	14	23	37	37.3	9	20	8	5	5	73	71.3
Wichita St.	12/28/2022	52-45	W	19-53	.358	5-22	.227	9-10	.900	14	20	34	37.1	11	14	9	5	8	52	69.8
at Houston	12/31/2022	65-71	L	21-54	.389	6-27	.222	17-20	.850	14	23	37	37.1	17	9	13	4	6	65	69.5
at East Carolina	01/04/2023	64-61	W	22-51	.431	5-15	.333	15-18	.833	10	28	38	37.1	20	10	13	2	2	64	69.1
SMU	01/08/2023	85-53	W	30-57	.526	10-25	.400	15-20	.750	14	24	38	37.2	17	16	12	4	5	85	70.1
Memphis	01/11/2023	107-104	Wot2	29-69	.420	16-35	.457	33-37	.892	17	24	41	37.4	25	19	18	6	4	107	72.3
at Tulane	01/14/2023	69-77	L	25-68	.368	9-33	.273	10-12	.833	11	31	42	37.7	22	18	18	6	7	69	72.1
at South Fla.	01/21/2023	72-85	L	23-55	.418	8-22	.364	18-25	.720	9	21	30	37.3	18	10	12	4	8	72	72.1
Houston	01/25/2023	71-82	L	23-53	.434	9-23	.391	16-19	.842	9	18	27	36.8	20	14	8	7	5	71	72.1
Temple	01/28/2023	70-77	Lot	23-58	.397	6-16	.375	18-25	.720	9	25	34	36.6	18	10	15	0	12	70	72.0
at Cincinnati	02/04/2023	64-73	L	23-54	.426	10-25	.400	8-11	.727	10	26	36	36.6	17	14	24	1	6	64	71.6
at Wichita St.	02/08/2023	72-67	W	24-63	.381	12-32	.375	12-15	.800	15	19	34	36.5	14	17	13	3	13	72	71.6
Tulsa	02/11/2023	96-52	W	37-67	.552	17-36	.472	5-6	.833	9	23	32	36.3	14	28	3	5	4	96	72.6
at Memphis	02/16/2023	63-64	L	20-62	.323	9-29	.310	14-17	.824	11	19	30	36.0	18	13	15	4	14	63	72.2
Cincinnati	02/19/2023	71-73	L	26-55	.473	8-21	.381	11-16	.688	10	14	24	35.6	14	10	9	1	7	71	72.2
South Fla.	02/22/2023	75-82	L	21-58	.362	11-31	.355	22-29	.759	9	17	26	35.2	25	14	11	4	10	75	72.3
at Tulsa	02/26/2023	68-49	W	25-57	.439	7-27	.259	11-14	.786	12	23	35	35.2	13	14	11	5	13	68	72.1
at Temple	03/02/2023	55-57	L	17-44	.386	6-23	.261	15-17	.882	3	20	23	34.8	19	12	10	3	7	55	71.6
East Carolina	03/05/2023	84-58	W	29-57	.509	9-26	.346	17-20	.850	12	26	38	34.9	17	15	13	4	9	84	72.0
vs SMU	03/09/2023	76-70	W	28-61	.459	8-19	.421	12-16	.750	9	22	31	34.8	10	19	6	4	9	76	72.1
vs Memphis	03/10/2023	76-81	L	27-65	.415	9-28	.321	13-17	.765	16	26	42	35.0	17	14	16	6	4	76	72.2
at Florida	03/15/2023	67-49	W	29-55	.527	6-15	.400	3-4	.750	10	29	39	35.1	11	9	18	3	13	67	72.1
at Oregon	03/19/2023	54-68	L	19-62	.306	5-30	.167	11-14	.786	10	21	31	35.0	22	6	13	2	11	54	71.5
<b>Total</b>		<b>2432</b>		<b>848-1980</b>	<b>.428</b>	<b>295-835</b>	<b>.353</b>	<b>441-572</b>	<b>.771</b>	<b>393</b>	<b>797</b>	<b>1190</b>	<b>35.0</b>	<b>566</b>	<b>469</b>	<b>452</b>	<b>129</b>	<b>261</b>	<b>2432</b>	<b>71.5</b>
Opponents		2228		779-1855	.420	221-720	.307	449-620	.724	353	777	1130	33.2	554	416	504	97	229	2228	65.5

## UCF Averages

Games Played	Points/game	FG Pct	3FG Pct	FT Pct	Rebounds/game	Assists/game	Turnovers/game	Assist/Turnover ratio	Steals/game	Blocks/game
34	71.5	42.8	35.3	77.1	35.0	13.8	13.3	1.0	7.7	3.8

# 2022-23 Opponent Game-by-Game Statistics

Opponent	Date	Score		Total		3-Pointers		Free throws		Rebounds										
				FG-FGA	PCT	3FG-3FGA	PCT	FT-FTA	PCT	OFF	DEF	TOT	AVG	PF	A	TO	BLK	STL	PTS	AVG
UNC Asheville	11/07/2022	95-98	Lot2	34-66	.515	11-29	.379	19-26	.731	12	30	42	42.0	20	13	19	6	8	98	98.0
Florida St.	11/11/2022	68-54	W	22-56	.393	6-19	.316	4-7	.571	7	15	22	32.0	19	12	13	3	10	54	76.0
Western Ill.	11/14/2022	70-37	W	15-54	.278	2-21	.095	5-11	.455	13	23	36	33.3	10	5	18	0	3	37	63.0
vs Oklahoma St.	11/18/2022	60-56	Wot	17-58	.293	2-20	.100	20-24	.833	16	26	42	35.5	19	13	18	8	7	56	61.3
vs Santa Clara	11/20/2022	57-50	W	18-59	.305	8-29	.276	6-11	.545	17	26	43	37.0	16	10	18	2	6	50	59.0
Evansville	11/23/2022	76-56	W	21-62	.339	7-25	.280	7-13	.538	9	23	32	36.2	14	9	14	1	9	56	58.5
Miami (FL)	11/27/2022	64-66	L	26-54	.481	6-19	.316	8-12	.667	13	15	28	35.0	18	14	15	1	8	66	59.6
Samford	12/04/2022	80-77	Wot	22-59	.373	9-28	.321	24-29	.828	9	25	34	34.9	28	12	10	3	5	77	61.8
Tarleton St.	12/11/2022	75-49	W	18-45	.400	3-12	.250	10-13	.769	6	19	25	33.8	19	7	16	0	3	49	60.3
at Ole Miss	12/14/2022	72-61	W	23-52	.442	6-18	.333	9-17	.529	12	20	32	33.6	15	14	15	9	5	61	60.4
vs Missouri	12/17/2022	66-68	L	23-46	.500	13-25	.520	9-13	.692	6	20	26	32.9	18	15	15	3	8	68	61.1
Stetson	12/21/2022	73-58	W	23-60	.383	9-28	.321	3-5	.600	15	17	32	32.8	13	15	7	1	3	58	60.8
Wichita St.	12/28/2022	52-45	W	14-40	.350	7-20	.350	10-13	.769	7	20	27	32.4	14	9	15	0	5	45	59.6
at Houston	12/31/2022	65-71	L	24-64	.375	6-19	.316	17-21	.810	19	22	41	33.0	15	10	8	4	9	71	60.4
at East Carolina	01/04/2023	64-61	W	20-57	.351	8-27	.296	13-22	.591	12	20	32	32.9	19	13	9	2	6	61	60.5
SMU	01/08/2023	85-53	W	20-45	.444	4-17	.235	9-16	.563	4	15	19	32.1	19	7	15	2	5	53	60.0
Memphis	01/11/2023	107-104	Wot2	35-69	.507	6-18	.333	28-31	.903	11	25	36	32.3	29	14	14	5	7	104	62.6
at Tulane	01/14/2023	69-77	L	24-57	.421	5-18	.278	24-27	.889	4	31	35	32.4	12	13	14	4	15	77	63.4
at South Fla.	01/21/2023	72-85	L	27-61	.443	11-31	.355	20-22	.909	15	26	41	32.9	20	18	16	5	6	85	64.5
Houston	01/25/2023	71-82	L	29-57	.509	11-27	.407	13-20	.650	16	22	38	33.2	17	18	10	4	2	82	65.4
Temple	01/28/2023	70-77	Lot	26-57	.456	8-23	.348	17-24	.708	9	28	37	33.3	16	19	17	5	8	77	66.0
at Cincinnati	02/04/2023	64-73	L	27-62	.435	7-23	.304	12-16	.750	9	20	29	33.1	15	16	13	3	16	73	66.3
at Wichita St.	02/08/2023	72-67	W	24-47	.511	4-16	.250	15-20	.750	7	26	33	33.1	15	14	18	4	6	67	66.3
Tulsa	02/11/2023	96-52	W	19-52	.365	5-24	.208	9-17	.529	14	20	34	33.2	8	9	16	0	1	52	65.7
at Memphis	02/16/2023	63-64	L	24-44	.545	2-8	.250	14-18	.778	4	29	33	33.2	17	8	24	3	10	64	65.6
Cincinnati	02/19/2023	71-73	L	29-53	.547	4-15	.267	11-15	.733	11	20	31	33.1	15	13	15	0	4	73	65.9
South Fla.	02/22/2023	75-82	L	28-53	.528	10-20	.500	16-25	.640	14	33	47	33.6	23	14	19	5	5	82	66.5
at Tulsa	02/26/2023	68-49	W	16-45	.356	5-18	.278	12-16	.750	7	22	29	33.4	10	11	16	1	8	49	65.9
at Temple	03/02/2023	55-57	L	18-49	.367	6-23	.261	15-21	.714	11	23	34	33.4	16	9	12	1	3	57	65.6
East Carolina	03/05/2023	84-58	W	17-47	.362	6-19	.316	18-26	.692	9	19	28	33.3	14	4	16	1	7	58	65.3
vs SMU	03/09/2023	76-70	W	26-60	.433	6-19	.316	12-13	.923	11	25	36	33.4	12	19	14	4	6	70	65.5
vs Memphis	03/10/2023	76-81	L	28-59	.475	9-19	.474	16-20	.800	6	21	27	33.2	16	17	9	5	9	81	66.0
at Florida	03/15/2023	67-49	W	19-59	.322	4-24	.167	7-10	.700	13	16	29	33.0	7	8	18	2	10	49	65.5
at Oregon	03/19/2023	54-68	L	23-47	.489	5-19	.263	17-26	.654	5	35	40	33.2	16	14	18	0	6	68	65.5
<b>Total</b>		<b>2228</b>		<b>779-1855</b>	<b>.420</b>	<b>221-720</b>	<b>.307</b>	<b>449-620</b>	<b>.724</b>	<b>353</b>	<b>777</b>	<b>1130</b>	<b>33.2</b>	<b>554</b>	<b>416</b>	<b>504</b>	<b>97</b>	<b>229</b>	<b>2228</b>	<b>65.5</b>
UCF		2432		848-1980	.428	295-835	.353	441-572	.771	393	797	1190	35.0	566	469	452	129	261	2432	71.5

## Opponents Averages

Games Played	Points/game	FG Pct	3FG Pct	FT Pct	Rebounds/game	Assists/game	Turnovers/game	Assist/Turnover ratio	Steals/game	Blocks/game
34	65.5	42.0	30.7	72.4	33.2	12.2	14.8	0.8	6.7	2.9





# 2022-23 Game Highs & Lows

## UCF Game Highs

<b>POINTS</b>	107	Memphis (01/11/2023)
	96	Tulsa (02/11/2023)
	95	UNC Asheville (11/07/2022)
	85	SMU (01/08/2023)
	84	East Carolina (03/05/2023)
<b>FIELD GOALS MADE</b>	37	Tulsa (02/11/2023)
	37	UNC Asheville (11/07/2022)
<b>FIELD GOAL ATTEMPTS</b>	81	UNC Asheville (11/07/2022)
	69	Memphis (01/11/2023)
<b>FIELD GOAL PERCENTAGE</b>	.552 (37-67)	Tulsa (02/11/2023)
	.527 (29-55)	at Florida (03/15/2023)
<b>3 PT FG MADE</b>	17	Tulsa (02/11/2023)
	16	Memphis (01/11/2023)
<b>3 PT FG ATTEMPTS</b>	36	Tulsa (02/11/2023)
	35	Memphis (01/11/2023)
<b>3 PT FG PERCENTAGE</b>	.500 (10-20)	Evansville (11/23/2022)
	.478 (11-23)	Tarleton St. (12/11/2022)
<b>FREE THROWS MADE</b>	33	Memphis (01/11/2023)
	23	Samford (12/04/2022)
<b>FREE THROW ATTEMPTS</b>	37	Memphis (01/11/2023)
	34	Samford (12/04/2022)
<b>FREE THROW PERCENTAGE</b>	.900 (9-10)	Wichita St. (12/28/2022)
	.892 (33-37)	Memphis (01/11/2023)
<b>REBOUNDS</b>	52	Florida St. (11/11/2022)
	42	vs Memphis (N) (03/10/2023)
	42	at Tulane (01/14/2023)
	42	Evansville (11/23/2022)
<b>ASSISTS</b>	28	Tulsa (02/11/2023)
	20	Stetson (12/21/2022)
<b>STEALS</b>	14	at Memphis (02/16/2023)
	13	at Florida (03/15/2023)
	13	at Tulsa (02/26/2023)
	13	at Wichita St. (02/08/2023)
<b>BLOCKED SHOTS</b>	7	Houston (01/25/2023)
	6	vs Memphis (N) (03/10/2023)
	6	at Tulane (01/14/2023)
	6	Memphis (01/11/2023)
	6	Evansville (11/23/2022)
	6	Western Ill. (11/14/2022)
<b>TURNOVERS</b>	24	at Cincinnati (02/04/2023)
	21	vs Oklahoma St. (N) (11/18/2022)
<b>FOULS</b>	25	South Fla. (02/22/2023)
	25	Memphis (01/11/2023)

## UCF Game Lows

<b>POINTS</b>	52	Wichita St. (12/28/2022)
	54	at Oregon (03/19/2023)
	55	at Temple (03/02/2023)
	57	vs Santa Clara (N) (11/20/2022)
	60	vs Oklahoma St. (N) (11/18/2022)
<b>FIELD GOALS MADE</b>	17	at Temple (03/02/2023)
	18	vs Oklahoma St. (N) (11/18/2022)
<b>FIELD GOAL ATTEMPTS</b>	44	at Temple (03/02/2023)
	50	Tarleton St. (12/11/2022)
<b>FIELD GOAL PERCENTAGE</b>	.305 (18-59)	vs Oklahoma St. (N) (11/18/2022)
	.306 (19-62)	at Oregon (03/19/2023)
<b>3 PT FG MADE</b>	4	Miami (FL) (11/27/2022)
	5	at Oregon (03/19/2023)
	5	at East Carolina (01/04/2023)
	5	Wichita St. (12/28/2022)
<b>3 PT FG ATTEMPTS</b>	15	at Florida (03/15/2023)
	15	at East Carolina (01/04/2023)
	15	Florida St. (11/11/2022)
<b>3 PT FG PERCENTAGE</b>	.167 (5-30)	at Oregon (03/19/2023)
	.222 (6-27)	at Houston (12/31/2022)
<b>FREE THROWS MADE</b>	3	at Florida (03/15/2023)
	5	Tulsa (02/11/2023)
	5	vs Santa Clara (N) (11/20/2022)
<b>FREE THROW ATTEMPTS</b>	4	at Florida (03/15/2023)
	6	Tulsa (02/11/2023)
<b>FREE THROW PERCENTAGE</b>	.556 (5-9)	vs Santa Clara (N) (11/20/2022)
	.600 (9-15)	vs Missouri (N) (12/17/2022)
<b>REBOUNDS</b>	23	at Temple (03/02/2023)
	24	Cincinnati (02/19/2023)
<b>ASSISTS</b>	6	at Oregon (03/19/2023)
	7	Miami (FL) (11/27/2022)
<b>STEALS</b>	2	at East Carolina (01/04/2023)
	4	vs Memphis (N) (03/10/2023)
	4	Tulsa (02/11/2023)
	4	Memphis (01/11/2023)
	4	Florida St. (11/11/2022)
<b>BLOCKED SHOTS</b>	0	Temple (01/28/2023)
	1	Cincinnati (02/19/2023)
	1	at Cincinnati (02/04/2023)
<b>TURNOVERS</b>	3	Tulsa (02/11/2023)
	6	vs SMU (N) (03/09/2023)
<b>FOULS</b>	9	Stetson (12/21/2022)
	10	vs SMU (N) (03/09/2023)

## Opponent Game Highs

<b>POINTS</b>	104	Memphis (01/11/2023)
	98	UNC Asheville (11/07/2022)
	85	at South Fla. (01/21/2023)
	82	South Fla. (02/22/2023)
	82	Houston (01/25/2023)
<b>FIELD GOALS MADE</b>	35	Memphis (01/11/2023)
	34	UNC Asheville (11/07/2022)
<b>FIELD GOAL ATTEMPTS</b>	69	Memphis (01/11/2023)
	66	UNC Asheville (11/07/2022)
<b>FIELD GOAL PERCENTAGE</b>	.547 (29-53)	Cincinnati (02/19/2023)
	.545 (24-44)	at Memphis (02/16/2023)
<b>3 PT FG MADE</b>	13	vs Missouri (N) (12/17/2022)
	11	Houston (01/25/2023)
	11	at South Fla. (01/21/2023)
	11	UNC Asheville (11/07/2022)
<b>3 PT FG ATTEMPTS</b>	31	at South Fla. (01/21/2023)
	29	vs Santa Clara (N) (11/20/2022)
	29	UNC Asheville (11/07/2022)
<b>3 PT FG PERCENTAGE</b>	.520 (13-25)	vs Missouri (N) (12/17/2022)
	.500 (10-20)	South Fla. (02/22/2023)
<b>FREE THROWS MADE</b>	28	Memphis (01/11/2023)
	24	at Tulane (01/14/2023)
	24	Samford (12/04/2022)
<b>FREE THROW ATTEMPTS</b>	31	Memphis (01/11/2023)
	29	Samford (12/04/2022)
<b>FREE THROW PERCENTAGE</b>	.923 (12-13)	vs SMU (N) (03/09/2023)
	.909 (20-22)	at South Fla. (01/21/2023)
<b>REBOUNDS</b>	47	South Fla. (02/22/2023)
	43	vs Santa Clara (N) (11/20/2022)
<b>ASSISTS</b>	19	vs SMU (N) (03/09/2023)
	19	Temple (01/28/2023)
<b>STEALS</b>	16	at Cincinnati (02/04/2023)
	15	at Tulane (01/14/2023)
<b>BLOCKED SHOTS</b>	9	at Ole Miss (12/14/2022)
	8	vs Oklahoma St. (N) (11/18/2022)
<b>TURNOVERS</b>	24	at Memphis (02/16/2023)
	19	South Fla. (02/22/2023)
	19	UNC Asheville (11/07/2022)
<b>FOULS</b>	29	Memphis (01/11/2023)
	28	Samford (12/04/2022)

## Opponent Game Lows

<b>POINTS</b>	37	Western Ill. (11/14/2022)
	45	Wichita St. (12/28/2022)
	49	at Florida (03/15/2023)
	49	at Tulsa (02/26/2023)
	49	Tarleton St. (12/11/2022)
<b>FIELD GOALS MADE</b>	14	Wichita St. (12/28/2022)
	15	Western Ill. (11/14/2022)
<b>FIELD GOAL ATTEMPTS</b>	40	Wichita St. (12/28/2022)
	44	at Memphis (02/16/2023)
<b>FIELD GOAL PERCENTAGE</b>	.278 (15-54)	Western Ill. (11/14/2022)
	.293 (17-58)	vs Oklahoma St. (N) (11/18/2022)
<b>3 PT FG MADE</b>	2	at Memphis (02/16/2023)
	2	vs Oklahoma St. (N) (11/18/2022)
	2	Western Ill. (11/14/2022)
<b>3 PT FG ATTEMPTS</b>	8	at Memphis (02/16/2023)
	12	Tarleton St. (12/11/2022)
<b>3 PT FG PERCENTAGE</b>	.095 (2-21)	Western Ill. (11/14/2022)
	.100 (2-20)	vs Oklahoma St. (N) (11/18/2022)
<b>FREE THROWS MADE</b>	3	Stetson (12/21/2022)
	4	Florida St. (11/11/2022)
<b>FREE THROW ATTEMPTS</b>	5	Stetson (12/21/2022)
	7	Florida St. (11/11/2022)
<b>FREE THROW PERCENTAGE</b>	.455 (5-11)	Western Ill. (11/14/2022)
	.529 (9-17)	Tulsa (02/11/2023)
	.529 (9-17)	at Ole Miss (12/14/2022)
<b>REBOUNDS</b>	19	SMU (01/08/2023)
	22	Florida St. (11/11/2022)
<b>ASSISTS</b>	4	East Carolina (03/05/2023)
	5	Western Ill. (11/14/2022)
<b>STEALS</b>	1	Tulsa (02/11/2023)
	2	Houston (01/25/2023)
<b>BLOCKED SHOTS</b>	0	at Oregon (03/19/2023)
	0	Cincinnati (02/19/2023)
	0	Tulsa (02/11/2023)
	0	Wichita St. (12/28/2022)
	0	Tarleton St. (12/11/2022)
	0	Western Ill. (11/14/2022)
<b>TURNOVERS</b>	7	Stetson (12/21/2022)
	8	at Houston (12/31/2022)
<b>FOULS</b>	7	at Florida (03/15/2023)
	8	Tulsa (02/11/2023)

# Taylor Hendricks - UCF's First One-and-Done



Taylor Hendricks with NBA Commissioner Adam Silver on stage at the 2023 NBA Draft moments after becoming UCF's first lottery and first round pick with his ninth overall selection to the Utah Jazz



Taylor Hendricks, a four-star recruit out of Calvary Christian Academy in Ft. Lauderdale, Florida, became UCF's highest draft pick in men's basketball history by going ninth overall to the Utah Jazz in the 2023 NBA Draft.

The prospect rankings for Hendricks were far from unanimous; ESPN had him pegged as the 54th overall recruit in the nation while 247 Sports had him outside the top-100. Rivals was the only outlet to have Hendricks listed as top-10 in his position.

Hendricks left his mark in his only season at UCF before declaring for the draft on March 22, 2023. He ended his career with the Knights as a unanimous selection to American Athletic Conference's All-Freshman Team and also earned a Second-Team All-Conference nod. The rookie was one of 25 finalists for the Kyle Macy Award, the first Knight to receive the honor. Hendricks was by far one of the more impressive rookies in The American throughout the season, tallying a record nine Rookie-of-the-Week honors, including four straight from the span of Nov. 21, 2022 to Dec. 12, 2022, another conference record.

In his lone season with the Knights, Hendricks started all 34 games, playing 1,179 minutes, the second-most in a single season in program history. The young rookie led the team in many offensive categories, including scoring (15.1 points per game), rebounding (7.0 per game), field goal percentage (47.8%, 184-for-385) and three-point percentage (39.4%, 61-for-155). Hendricks finished the year 10th on UCF's career three-point percentage list.

On the defensive side of the ball, Hendricks led the team and the AAC in blocks with 59, also tying him for seventh most in a single season at UCF. His conference-leading 59 blocks ranked 39th in the nation and 42nd in blocks per game, average 1.74 per game. Hendricks went 13 straight games with a block, falling two games shy of Tacko Fall's 15-game streak in a single season.

The impact of Hendricks was felt from game one, as the rookie posted 23 points in his debut in a double-overtime loss to UNC-Asheville. He tallied a double-double his next time out, helping the Knights charge on to a 68-54 victory against Florida State with 15 points and 12 rebounds. He also contributed in a massive 70-37 win over Western Illinois in the third game of the campaign.



Taylor Hendricks arrives in style on the red carpet at the 2023 NBA Draft

Next on the slate was a pair of neutral site contests at the Baha Mar Hoops Bahamas Championship. UCF beat future Big 12 Conference foe Oklahoma State in overtime and then Santa Clara in the championship. Hendricks was named Baha Mar Hoops MVP after recording a 16-point, 12-rebound double-double against Oklahoma State and led the team in scoring with 19 points against Santa Clara.

Hendricks continued to be a force to be reckoned with, eventually topping his career-high point total of 23 in a single game with 25. He did it twice, scoring 25 points at Tulsa on Feb. 26 on 10-of-16 shooting with eight rebounds and then again on the final day of the regular season, which was just two games later, at home against ECU.

It was more of the same in the 2023 NIT First Round as the Knights toppled the Gators 67-49 behind Hendricks' 17 points on 8-of-11 shooting, eight rebounds, two blocks and two steals.



Taylor Hendricks with his mom Danielle and twin brother Tyler at his table pre-draft

When all was said and done, Hendricks had shattered UCF rookie records. He finished with the most single-season points (515), scoring average (15.1), rebounds (237), offensive rebounds (80), rebound average (7.0) field goal makes and attempts (184-for-385), free throw makes and attempts (86-for-110) and minutes (1,179), all tops of UCF's freshman leaderboards. He was second in blocks (59), fourth in steals (31) and three-point field-goals (61).

Hendricks was the only player in the NCAA to hit 60 or more three pointers, record 55 or more blocks and have 35 or more dunks on the year. He also tallied five double-doubles, the first two coming within his first four career games.

Hendricks attended the draft in Brooklyn, New York with his mother Danielle Hendricks and his twin brother Tyler Hendricks. Other special guests at his table included UCF head coach Johnny Dawkins, assistant coach Robbie Laing and assistant director of operations Morgan Leonard.

Hendricks became the third Knight selected in the NBA Draft and second in the modern era, joining Jermaine Taylor (2009, Round 2, Pick 32) and Bennie Shaw (1976, Round 9, Pick 146). Hendricks will become the fifth Knight to ever play in the NBA, joining Jermaine Taylor (Houston, Sacramento), Tacko Fall (Boston, Cleveland), Mark Jones (Orlando) and Matt Williams (Miami).





Official Basketball Box Score - Final															Game Time: 8:00 PM								
UNC Asheville at UCF															Game Duration: 2:42								
11/07/22 Addition Financial Arena, Orlando															Attendance: 4,603								
2022-23 Men's Basketball															Officials: Zelon Steed, Jose A Carrion, Devyn Page								
<b>UNC Asheville - 98</b> Record: 1-0															<b>Shooting By Period</b>								
NO.	Name	Min	FG	3P	FT	Rebounds	Fouls	TP	AS	TO	ST	Blocks	BS	BA	+	-	1st FG%	2nd FG%	3rd FG%	OT FG%	GM FG%	3PT%	FT%
4	Drew Pember	38:30	12-21	4-8	12-13	1	8	9	5	9	40	3	6	2	2	1	41.2%	13-27	5-11	45.5%	31-37	5-11	45.5%
13	Nick McMullen	24:31	5-5	1-1	0-0	2	2	4	1	0	11	0	2	1	0	0	50.0%	19-26	5-6	83.3%	16-32	5-6	83.3%
2	Caleb Burgess	31:50	1-3	0-1	0-2	0	1	1	5	4	2	4	2	0	1	-3	50.0%	13-26	3-11	27.3%	11-15	3-11	27.3%
3	Tajion Jones	46:51	7-12	4-8	2-2	1	5	6	2	1	20	0	1	2	0	37	73.3%	19-26	8-13	61.5%	11-15	8-13	61.5%
12	Fletcher Abbe	37:55	2-9	2-8	1-2	0	4	4	3	2	7	1	1	0	1	5	42.9%	13-26	3-7	42.9%	11-15	3-7	42.9%
0	Trent Shephney	27:52	4-7	0-2	2-4	0	1	1	2	4	10	1	2	0	0	0	60%	13-26	3-5	60%	11-15	3-5	60%
1	Jamon Battle	38:35	3-8	0-1	1-4	4	4	8	2	2	7	4	3	1	2	4	51.5%	13-26	3-7	42.9%	11-15	3-7	42.9%
5	Silas Mason	03:56	0-1	0-0	1-2	0	0	0	0	1	1	0	0	0	0	-5	37.9%	11-15	3-7	42.9%	11-15	3-7	42.9%
Team															Dead Ball Rebounds: 5.0								
<b>Totals</b>															<b>34-66 11-29 19-26 12-30 42 20 23 98 13 19 8 6 5 3</b>								
Technical Fouls: NONE																							
<b>UCF - 95</b> Record: 0-1															<b>Shooting By Period</b>								
NO.	Name	Min	FG	3P	FT	Rebounds	Fouls	TP	AS	TO	ST	Blocks	BS	BA	+	-	1st FG%	2nd FG%	3rd FG%	OT FG%	GM FG%	3PT%	FT%
2	Michael Durr	26:15	5-7	0-0	1-2	5	2	7	4	23	11	0	0	0	0	0	41.2%	14-34	3-15	20.0%	16-32	3-15	20.0%
25	Taylor Hendricks	39:01	10-19	2-6	1-2	2	3	5	3	23	2	1	2	3	1	-5	50.0%	19-30	5-12	41.7%	16-32	5-12	41.7%
1	Jaylton Young	43:24	3-9	2-5	0-0	1	5	6	3	8	3	4	0	0	1	0	50.0%	13-26	5-7	71.4%	11-15	5-7	71.4%
4	Brandon Suggs	48:47	7-15	1-2	1-3	3	1	4	4	7	16	3	2	4	1	3	46.7%	16-32	4-7	57.1%	11-15	4-7	57.1%
12	Ithiel Horton	44:02	4-11	2-7	2-2	7	7	3	2	12	0	3	1	0	0	-5	46.7%	16-32	3-4	75%	11-15	3-4	75%
0	Lahat Thionne	05:50	0-1	0-0	0-0	1	1	0	0	0	0	0	0	0	0	2	46.7%	16-32	3-4	75%	11-15	3-4	75%
13	C.J. Kelly	34:35	6-16	2-10	6-6	1	2	3	3	20	3	2	2	1	1	-6	45.7%	16-32	3-10	30.3%	16-32	3-10	30.3%
5	P.J. Edwards	04:58	0-1	0-1	0-0	1	0	1	0	0	0	0	0	0	0	3	30.3%	16-32	3-10	30.3%	16-32	3-10	30.3%
31	Thierno Sylla	03:08	2-3	1-2	0-0	1	0	1	0	1	0	0	0	0	0	2	45.7%	16-32	3-10	30.3%	16-32	3-10	30.3%
Team															Dead Ball Rebounds: 1.0								
<b>Totals</b>															<b>37-81 10-33 11-15 17 22 39 23 20 95 12 14 9 5 6 3</b>								
Technical Fouls: NONE																							
<b>Biggest lead</b>															UNA 9 (1 <sup>st</sup> 14:57) UCF 10 (2 <sup>nd</sup> 3:15)								
<b>Best Scoring Run</b>															UNA 8 (2 <sup>nd</sup> 1:52) UCF 8 (2 <sup>nd</sup> 9:20)								
<b>Lead Changes</b>															6								
<b>Times Tied</b>															9								
<b>Time with Lead</b>															27:02 UCF 17:33								
<b>Points from Turnovers</b>															UNA 16 UCF 27								
<b>Paint</b>															UNA 42 UCF 46								
<b>Second Chance</b>															UNA 13 UCF 20								
<b>Fast Breaks</b>															UNA 29 UCF 11								
<b>Bench</b>															UNA 18 UCF 25								
<b>Period by Period Scoring</b>															UNA 36 40 10 12 98 UCF 33 43 10 9 95								

### Game 1 • UNC Asheville 98, UCF 95 (2OT) November 7, 2022 Orlando, Fla.

ORLANDO—UCF men's basketball fans may have needed a program to identify all the new Knights Monday night at Addition Financial Arena.

With six transfers and five true freshmen on the 2022-23 roster there's an all-new look to UCF head coach Johnny Dawkins' squad. A handful of those transfers played prominent roles in the Knights' 98-95 season-opening double-overtime loss to UNC Asheville—with prominent returnees C.J. Walker and Darius Johnson in street clothes due to injury.

But a spectacular debut by UCF freshman Taylor Hendricks (23 points, five rebounds), plus the transfer contributions—20 points from C.J. Kelly (UMass), 16 from Brandon Suggs (ECU), 12 and nine rebounds from Ithiel Horton (Pitt), 11 from Michael Durr (South Florida/Indiana) and eight from Jaylton Young (Baton Rouge C.C.)—weren't quite enough.

Asheville senior forward Drew Pember (Big South Conference preseason player of the year) led all scorers with 40 points before fouling out with 2:38 left in the first overtime and the score tied at 83.

Said Dawkins, "It was a heck

of a basketball game by both teams. We have to get better at our end and it starts at the defensive end—I have to be better than that. I was disappointed at the way we defended most of the night. That's not who we are and that's not who we've been in the preseason."

"We didn't execute as well coming down the stretch and turned it over a couple of times. We weren't as connected and it gave them some opportunities. We were up and didn't seize it at the end."

Hendricks gave the Knights their first lead with 16:28 left with a bucket to make it 39-38 for UCF. Dawkins' unit built a 55-47 advantage and led by as many as 10 at 71-61 with 3:15 to go.

After a Hendricks bucket with 17 seconds to go, Pember's free throw at :07.3 left it tied at 76 as regulation ended.

Hendricks needed another hoop with five seconds left in the first overtime to tie it at 86.

"He showed a little bit of who he is," said Dawkins. "I like our group overall—they compete."

The Knights led 93-90 with

1:43 left in the second extra period—but Fletcher Abbe's three with 55 seconds put the visitors ahead for good.

The Bulldogs, 17-15 a season ago and picked third this year in the Big South Conference preseason poll, also got 20 points from Tajion Jones. Pember and Jones each nailed four threes.

The Knights overcame a sluggish start—missing 10 of their first 13 shots, including seven in a row and eight of nine over one stretch. Asheville built an early nine-point advantage at 16-7—with senior forward Drew Pember notching 10 of those (he finished the half with 17 points and six rebounds). The home team scored seven straight to pull within 23-21 at the 7:59 stop.

Suggs paved UCF in that opening period with 12 points (he had 10 of his team's first 18 points), while Hendricks looked increasingly comfortable in contributing 10. His three-point play late enabled the Knights to pull within a single point at 34-33. UNC then led 36-33 at the break.

Official Basketball Box Score - Final															Game Time: 7:00 PM									
Florida St. at UCF															Game Duration: 2:06									
11/11/22 Addition Financial Arena, Orlando															Attendance: 6,485									
2022-23 Men's Basketball															Officials: Tony Greene, Pat Adams, Thomas Morrissey									
<b>Florida St. - 54</b> Record: 0-2															<b>Shooting By Period</b>									
NO.	Name	Min	FG	3P	FT	Rebounds	Fouls	TP	AS	TO	ST	Blocks	BS	BA	+	-	1st FG%	2nd FG%	3rd FG%	OT FG%	GM FG%	3PT%	FT%	
21	Cam/Ron Fletcher	31:34	5-16	1-7	0-0	3	3	6	3	2	11	2	5	1	0	0	46.2%	12-25	4-10	40.0%	10-30	4-10	40.0%	
24	Naheem McLeod	05:35	0-0	0-0	0-0	0	0	0	0	0	0	0	0	0	0	0	0.0%	10-30	1-3	33.3%	10-30	1-3	33.3%	
4	Caleb Mills	28:17	3-9	0-0	0-0	1	1	3	1	2	6	2	3	5	1	0	-10	22.2%	10-30	2-9	22.2%	10-30	2-9	22.2%
22	Darin Green Jr.	33:52	7-14	3-6	0-0	0	1	1	2	0	17	1	0	2	0	-7	50.0%	19-30	3-4	75%	19-30	3-4	75%	
35	Matthew Cleveland	21:19	2-5	0-0	1-2	1	2	3	2	5	0	1	1	0	0	-4	39.3%	22-56	6-19	31.6%	22-56	6-19	31.6%	
1	Jalen Worthy	27:05	0-1	0-0	3-4	0	0	0	3	3	8	5	1	1	1	0	-15	47.1%	19-30	4-7	57.1%	19-30	4-7	57.1%
12	Tom House	16:52	0-3	0-2	0-0	2	2	0	1	0	1	1	0	0	0	-13	0.0%	19-30	4-7	57.1%	19-30	4-7	57.1%	
3	Cameron Corhen	34:43	5-8	2-4	0-1	0	2	2	5	4	12	1	2	0	1	-14	39.7%	25-63	7-15	46.7%	25-63	7-15	46.7%	
40	Isaac Spainhour	00:31	0-0	0-0	0-0	0	0	0	0	0	0	0	0	0	0	-1	68.8%	11-16	7-15	46.7%	11-16	7-15	46.7%	
45	Michael Brown	00:12	0-0	0-0	0-0	0	0	0	0	0	0	0	0	0	0	0	0.0%	11-16	7-15	46.7%	11-16	7-15	46.7%	
Team															Dead Ball Rebounds: 2.0									
<b>Totals</b>															<b>22-56 6-19 4-7 7 15 22 19 14 54 12 13 10 3 2 -14</b>									
Technical Fouls: Fletcher 2 <sup>nd</sup> 3:40																								
<b>UCF - 68</b> Record: 1-1															<b>Shooting By Period</b>									
NO.	Name	Min	FG	3P	FT	Rebounds	Fouls	TP	AS	TO	ST	Blocks	BS	BA	+	-	1st FG%	2nd FG%	3rd FG%	OT FG%	GM FG%	3PT%	FT%	
2	Michael Durr	12:13	0-3	0-0	1-1	1	4	5	2	1	1	2	0	2	0	2	0.0%	13-34	5-11	45.5%	13-34	5-11	45.5%	
25	Taylor Hendricks	32:33	6-13	2-3	1-2	5	7	12	1	3	15	1	2	0	1	0	46.9%	12-29	5-10	50%	12-29	5-10	50%	
1	Jaylton Young	35:35	6-10	2-4	3-4	2	1	3	1	4	17	4	6	1	0	0	18	50.0%	12-29	5-10	50%	12-29	5-10	50%
4	Brandon Suggs	23:13	2-5	0-0	0	2	4	6	1	4	1	1	0	0	2	11	40.0%	12-29	2-4	50.0%	12-29	2-4	50.0%	
12	Ithiel Horton	31:07	5-15	2-7	2-3	1	1	2	0	2	14	3	1	1	0	0	33.3%	12-29	3-6	50.0%	12-29	3-6	50.0%	
13	C.J. Kelly	18:46	1-6	0-2	3-4	0	3	3	2	5	1	3	1	0	0	11	39.7%	25-63	7-15	46.7%	25-63	7-15	46.7%	
11	Tyem Freeman	11:19	1-3	0-0	0	0	0	0	0	2	0	1	0	0	0	0	33.3%	12-29	3-6	50.0%	12-29	3-6	50.0%	
21	C.J. Walker	10:27	2-4	1-1	1-2	0	1	1	4	1	6	0	1	0	0	0	50.0%	12-29	3-6	50.0%	12-29	3-6	50.0%	
0	Lahat Thionne	24:47	2-4	0-0	0	5	10	1	3	4	0	1	1	0	0	0	11	68.8%	11-16	7-15	46.7%	11-16	7-15	46.7%
Team															Dead Ball Rebounds: 4.0									
<b>Totals</b>															<b>25-63 7-15 11-16 24 28 52 15 18 68 11 20 4 2 3 14</b>									
Technical Fouls: Suggs 2 <sup>nd</sup> 3:40																								
<b>Biggest lead</b>															FSU 4 (1 <sup>st</sup> 16:56) UCF 17 (2 <sup>nd</sup> 14:24)									
<b>Best Scoring Run</b>															FSU 6 (2 <sup>nd</sup> 11:56) UCF 9 (1 <sup>st</sup> 13:49)									
<b>Lead Changes</b>															1									
<b>Times Tied</b>															3									
<b>Time with Lead</b>															03:58 UCF 34:50									
<b>Points from Turnovers</b>															FSU 18 UCF 17									
<b>Paint</b>															FSU 24 UCF 34									
<b>Second Chance</b>															FSU 0 UCF 22									
<b>Fast Breaks</b>															FSU 28 UCF 9									
<b>Bench</b>															FSU 15 UCF 17									
<b>Period by Period Scoring</b>															FSU 29 25 54 UCF 39 29 68									

### Game 2 • UCF 68, Florida State 54 November 11, 2022 Orlando, Fla.

ORLANDO - In the moments immediately following the UCF Knights' narrow double-overtime loss to UNC Asheville in their season-opener Monday evening, UCF head coach Johnny Dawkins made clear to his team that he expected better, particularly on the defensive end of the floor.

The Knights made it a point to deliver, and then some, ending the first half

Official Basketball Box Score - Final															Game Time: 7:00 PM				
Western Ill. at UCF															Game Duration: 1:51				
11/14/22 Addition Financial Arena, Orlando															Attendance: 3,940				
2022-23 Men's Basketball															Officials: Mike Nance, John Hampton, Job Harness				
<b>Western Ill. - 37</b>															<b>Record: 2-2</b>				
NO.	Name	Min	FG	3P	FT	Rebounds	Fouls	TP	AS	TO	ST	Blocks	BA	BA	+	-	Shooting By Period		
4	Jesiah West	F	27:07	5-11	1-4	1-1	4	3	7	5	2	12	1	2	0	0	1	17	1 <sup>st</sup> FG% 8-27 29.6%
12	Vuk Stevanic	F	31:22	3-9	0-2	0-1	2	1	3	0	3	6	0	3	0	0	1	23	3 <sup>rd</sup> FG% 2-11 18.2%
1	Quintan Bennett	G	35:42	1-9	0-2	0-3	3	7	10	2	2	2	1	2	1	0	2	34	FT% 0-2 0%
2	Alec Riosner	G	38:03	0-4	0-4	1-2	0	4	4	1	2	1	2	1	1	0	0	34	2 <sup>nd</sup> FG% 7-27 25.9%
3	KJ Leo	G	30:07	4-12	0-3	2-3	4	2	7	0	3	10	1	3	1	0	1	29	3 <sup>rd</sup> FG% 0-10 0.0%
15	Steph Gabriel	F	22:52	2-5	1-3	1-1	0	4	2	1	1	6	0	2	0	0	1	18	FT% 5-9 55.6%
22	Elijah Farr	G	08:38	0-3	0-2	0-0	0	0	0	0	0	0	0	2	0	0	0	10	GM FG% 15-54 27.8%
10	JJ Kalakon	G	06:09	0-1	0-1	0-0	0	0	0	0	0	0	0	1	0	0	0	0	3 <sup>rd</sup> FT% 2-21 9.5%
Team															Dead Ball Rebounds: 2.0				
<b>Totals</b>															<b>15-54 2-21 5-11</b>				
															<b>13 23 36 10 13 37 5 18 3 0 6 -33</b>				
															<b>Technical Fouls: NONE</b>				
<b>UCF - 70</b>															<b>Record: 2-1</b>				
NO.	Name	Min	FG	3P	FT	Rebounds	Fouls	TP	AS	TO	ST	Blocks	BA	BA	+	-	Shooting By Period		
2	Michael Durr	F	17:03	4-6	0-0	1-1	3	4	7	2	1	9	1	1	0	1	0	11	1 <sup>st</sup> FG% 15-30 50.0%
25	Taylor Hendricks	F	23:45	3-5	0-1	0-0	1	2	3	1	0	8	0	0	0	3	0	18	3 <sup>rd</sup> FG% 3-10 30.0%
1	Jaylton Young	G	20:35	2-5	0-2	0-0	0	0	2	1	4	0	0	0	1	0	0	10	FT% 4-6 66.7%
4	Brandon Suggs	G	21:10	4-7	0-0	0-0	2	4	6	0	2	8	2	1	1	0	0	18	2 <sup>nd</sup> FG% 14-31 45.2%
12	Ithiel Horton	G	23:50	2-8	0-4	0-0	1	3	4	0	0	4	2	1	1	0	0	20	3 <sup>rd</sup> FT% 3-11 27.3%
0	Lahat Thionne	F	17:18	1-3	0-0	0-0	0	3	3	4	0	2	1	0	0	0	0	16	FT% 2-3 66.7%
11	Tyem Freeman	F	15:16	1-5	0-1	1-2	1	1	2	0	1	3	1	0	0	0	0	13	GM FG% 29-61 47.5%
13	C.J. Kelly	F	20:53	7-12	3-7	0-0	0	0	1	0	17	2	2	1	0	0	25	3 <sup>rd</sup> FT% 6-9 66.7%	
21	C.J. Walker	F	16:25	2-6	1-3	4-4	0	5	5	1	3	8	1	2	1	1	0	18	FT% 6-9 66.7%
5	P.J. Edwards	F	14:42	1-1	0-0	0-0	1	2	3	0	0	2	0	0	2	0	0	11	Dead Ball Rebounds: 3.1
31	Thierno Sylla	F	05:29	1-2	1-2	0-0	1	1	2	1	3	1	0	0	1	0	3	0	
10	Poohpha Warakulnukroh	G	03:34	1-1	1-1	1-2	0	0	0	0	1	4	0	0	0	0	0	2	
Team															Dead Ball Rebounds: 3.1				
<b>Totals</b>															<b>29-61 6-21 6-9</b>				
															<b>29 38 13 10 70 11 8 7 6 0 33</b>				
															<b>Technical Fouls: NONE</b>				
															<b>Points from Turnovers</b>				
															<b>WU 18 UCF 37</b>				
															<b>Period by Period Scoring</b>				
															<b>1st 2nd TOT</b>				
															<b>UCF 37 33 70</b>				
															<b>Biggest lead</b>				
															<b>WU 0 (1<sup>st</sup> 20:00) UCF 34 (2<sup>nd</sup> 2:04)</b>				
															<b>Best Scoring Run</b>				
															<b>WU 5 (1<sup>st</sup> 11:14) UCF 13 (2<sup>nd</sup> 6:40)</b>				
															<b>Lead Changes</b>				
															<b>0</b>				
															<b>Times Tied</b>				
															<b>0</b>				
															<b>Time with Lead</b>				
															<b>WU 00:00 UCF 39:26</b>				

## Game 3 • UCF 70, Western Illinois 37 November 14, 2022 Orlando, Fla.

ORLANDO – After the UCF Knights' Nov. 7 season-opening double-overtime defeat, head coach Johnny Dawkins tasked his team with defensive improvements. Following the team's Friday win, Dawkins challenged the group to cut down on the 20 turnovers it surrendered.

UCF's early-season theme of implementing immediate fixes carried over into its third game of the young season Monday night, as the Knights committed just three turnovers in the first half and a total of eight on the night en route to securing a comfortable 70-37 win over the Western Illinois Leathernecks at Addition Financial Arena.

The stifling performance on the defensive end marked the first time since UCF's 52-37 win over SMU on Feb. 17, 2018 that the Knights allowed 37 points or fewer in a game. The Knights also yielded 37 points or fewer for the third time since the 1983-84 team defeated Villanova-Miami by a 33-23 final score in the 1984 Sunshine State Tournament hosted in Lakeland, Florida.

"It was a good win for us," Dawkins said. "I thought we were really hooked up defensively, I thought we were a little sloppy offensively at times, even though the assists didn't show it, can clean that up. And we can get better, but it's early in the season."

The team's refined ball security allowed for the Knights to better finish the opportunities they created on their offensive end. Thanks in part to 50 percent

shooting from the field through the first 20 minutes of play, UCF built a commanding 19-point advantage entering the locker room.

Holding an early 8-7 lead 3:45 into the game, C.J. Walker drilled the Knights' first triple of the game following a C.J. Kelly 2-point jumper, a sequence that aided in opening the floodgates.

Kelly knocked down UCF's second 3-pointer just over a minute later, and the Knights took command near the halfway point of the period. UCF limited the Leathernecks to just four points on two field goals during the final 11:14 of the first half and battered Western Illinois with 21 points on the opposite side of the floor.

"Just making the easy pass, making the right plays, we're all happy about the turnovers tonight," said Michael Durr, who finished as the Knights' second-leading scorer with nine points. "I just feel like we all played the right way tonight. (The chemistry) is coming together well. We have a lot of new guys, transfers, freshmen. On top of that, a lot of guys have been out in the preseason. Where we're at right now, I think we're at a good spot."

Six different Knights found the scoresheet prior to Kelly's second 3-pointer of the night, and his team's third, with 3:35 left, and Durr and Brandon Suggs punctuated the period with five points between them to give UCF a 37-18 lead at the break.

The Knights further widened

the lead in the opening minutes of the second half, again on the foundation of stout defensive play. Leading 48-29 with just under 11 minutes to play, UCF authored a 13-0 run led by four points from Suggs and three more from C.J. Walker that ballooned UCF's advantage to 61-29 with six and a half minutes on the clock. Kelly also added two more points in that stretch and finished with a team-leading 17.

"We've made huge strides defensively," Dawkins continued. "I think that was the biggest emphasis after the first game. To their credit, they turned it around. They started really locking in and focusing on things we wanted to do, and they've had better defensive performances because of that."

On the heels of an impressive 52 total rebounds against Florida State on Friday night, the Knights snagged 38 more on Monday and are averaging an even 43 per game through their first three contests. UCF also continued its recent trend of defending its home court, improving to 73-22 at home since Dawkins' arrival and 15-4 on its home floor since the beginning of last season.

Poohpha Warakulnukroh brought the fans to their feet when he checked into his first collegiate game late in the second half. The walk-on, who was also named to the All-Name First Team on Twitter, hit one of two free throws before hitting a three-pointer on his first and only shot of the night, causing the fans to burst into thunderous applause.

Official Basketball Box Score - Final															Game Time: 7:00 PM				
UCF at Oklahoma St.															Game Duration: 2:30				
11/19/22 Baha Mar Convention Center, Nassau															Attendance: 697				
2022-23 Men's Basketball															Officials: Marquis Pettigrew, Kerry Sison, Will Howard				
<b>UCF - 60</b>															<b>Record: 3-1</b>				
NO.	Name	Min	FG	3P	FT	Rebounds	Fouls	TP	AS	TO	ST	Blocks	BA	BA	+	-	Shooting By Period		
2	Michael Durr	F	13:18	1-3	0-0	0-0	0	1	1	0	1	0	1	1	0	1	1	11	1 <sup>st</sup> FG% 7-27 25.9%
25	Taylor Hendricks	F	35:17	5-8	3-4	3-3	6	6	12	3	4	16	1	4	1	0	8	3	3 <sup>rd</sup> FG% 3-8 37.5%
1	Jaylton Young	G	37:41	2-9	1-4	3-4	0	4	4	5	8	5	4	2	0	1	10	FT% 0-0 0%	
4	Brandon Suggs	G	17:07	0-2	0-0	2-2	2	2	4	1	1	2	0	1	1	0	0	11	2 <sup>nd</sup> FG% 10-26 38.5%
12	Ithiel Horton	G	32:25	2-9	1-4	1-2	0	2	2	1	1	6	3	0	0	1	1	1	3 <sup>rd</sup> FT% 5-13 38.5%
0	Lahat Thionne	F	12:24	2-5	0-0	0-0	1	2	3	1	1	4	0	0	0	2	2	7	FT% 10-11 90.9%
5	P.J. Edwards	F	04:47	0-0	0-0	0-0	1	0	1	0	0	0	0	0	0	0	0	7	OTFG% 1-6 16.7%
11	Tyem Freeman	F	11:28	1-3	0-0	0-0	0	0	0	1	2	0	2	0	0	1	0	13	3 <sup>rd</sup> FT% 1-4 25.0%
13	C.J. Kelly	F	31:32	4-14	1-11	6-6	0	5	4	3	4	18	2	3	1	1	1	12	FT% 5-6 83.3%
21	C.J. Walker	F	29:01	1-6	0-2	0-0	2	2	4	5	4	2	3	1	1	1	1	13	GM FG% 18-59 30.5%
Team															Dead Ball Rebounds: 4.0				
<b>Totals</b>															<b>18-59 9-25 15-17</b>				
															<b>13 26 39 17 19 60 12 21 7 4 8 4</b>				
															<b>Technical Fouls: NONE</b>				
<b>Oklahoma St. - 56</b>															<b>Record: 2-2</b>				
NO.	Name	Min	FG	3P	FT	Rebounds	Fouls	TP	AS	TO	ST	Blocks	BA	BA	+	-	Shooting By Period		
22	Kaleb Boone	F	19:19	3-7	0-0	4-4	3	2	5	4	2	10	2	3	0	0	1	14	1 <sup>st</sup> FG% 10-26 38.5%
33	Moussa Cisse	G	37:41	6-9	0-0	2-4	8	6	14	4	3	14	2	3	2	6	1	1	3 <sup>rd</sup> FG% 2-8 25.0%
0	Avery Anderson, III	G	38:15	1-7	0-4	10-12	0	6	6	2	8	12	5	4	2	1	0	2	FT% 6-6 100%
1	Bryce Thompson	G	31:06	1-9	0-2	0-0	0	3	3	2	1	2	1	4	0	0	1	3	2 <sup>nd</sup> FG% 6-25 24.0%
51	John-Michael Wright	G	41:09	1-9	0-5	4-4	0	3	3	1	2	6	0	1	1	0	1	9	3 <sup>rd</sup> FT% 0-11 0.0%
5	Caleb Asberry	F	29:35	2-8	2-6	0-0	2	2	2	0	6	2	1	1	0	0	0	12	FT% 12-14 85.7%
23	Tyreek Smith	F	14:22	2-6	0-1	0-0	2	2	4	1	0	4	0	1	1	0	0	4	OTFG% 1-1 14.3%
2	Chris Harris Jr.	F	07:38	0-1	0-1	0-0	0	0	0	2	1	0	1	1	0	0	0	3	3 <sup>rd</sup> FT% 0-1 0.0%
13	Quion Williams	F	05:55	1-2	0-1	0-0	0	1	1	1	0	2	0	1	0	0	0	3	FT% 2-4 50%
Team															Dead Ball Rebounds: 3.0				
<b>Totals</b>															<b>17-58 2-20 20-24</b>				
															<b>16 26 42 19 17 56 13 18 7 8 4 -4</b>				
															<b>Technical Fouls: NONE</b>				
															<b>Points from Turnovers</b>				
															<b>UCF 18 OSU 20</b>				
															<b>Period by Period Scoring</b>				
															<b>1st 2nd OT1 TOT</b>				
															<b>UCF 17 35 8 60</b>				
															<b>OSU 28 24 4 56</b>				
															<b>Biggest lead</b>				
															<b>UCF 4 (2<sup>nd</sup> 3:05) OSU 17 (1<sup>st</sup> 6:02)</b>				
															<b>Best Scoring Run</b>				
															<b>UCF 9 (2<sup>nd</sup> 9:50) OSU 11 (1<sup>st</sup> 12:36)</b>				
															<b>Lead Changes</b>				
															<b>9</b>				
															<b>Times Tied</b>				
															<b>4</b>				
															<b>Time with Lead</b>				
															<b>UCF 06:22 OSU 33:40</b>				

## Game 4 • UCF 60, Oklahoma State 56 (OT) November 18, 2022 Nassau, Bahamas

NASSAU, Bahamas – The UCF men's basketball team earned a comeback victory over Oklahoma State on Friday night after being down 17 points in the first half to win 60-56 in overtime. The Knights will play for a trophy on Sunday as they'll square off against Santa Clara at 7 p.m. in the Baha Mar Hoops Bahamas Championship.

"What a game, four games in and we have two overtime games," said head coach Johnny Dawkins. "We beat a good basketball team tonight, they're physical and tough defensively. Our guys really had to find a way to dig deep to find a way to win. I'm just proud of our guy's effort. I thought they played hard, it took us a while to adjust to their length and athleticism. As the game wore on, I feel like we got a little more comfortable and we got back to playing UCF basketball. What a good win for our program."

The Knights jumped out to a 5-4 lead after a Taylor Hendricks three pointer and Michael Durr bucket. Oklahoma State surged shortly after, going on a 20-2 run in a span of 11 and a half minutes, pulling into a 24-7 advantage. The Black and Gold finished the first half with a 7-4 run to narrow the deficit to 11 at the break, trailing the Cowboys 28-17.

The Knights committed 12 turnovers in the first 20 minutes of play, exceeding the entire amount they had their last time out against Western Illinois. They shot just 26% from the field and earned just four points in the paint and two from turnovers heading into the break.

UCF picked up right where it left off at half, opening the second stanza on a 9-4 run through the first five and a half minutes of play to draw back within 10. Both sides of the ball for the Knights were firing on all cylinders at this point, holding Oklahoma State scoreless over the next three minutes while scoring eight straight points to cut the Cowboy's deficit to just two at 37-35.

After a few buckets were traded back and forth, the Knights pulled in front with 4:56 to go when Hendricks nailed

a three-pointer to put the



Official Basketball Box Score - Final															Game Time: 7:00 PM																											
Santa Clara at UCF															Game Duration: 1:49																											
11/20/22 Baha Mar Convention Center, Nassau															Attendance: 714																											
2022-23 Men's Basketball															Officials: Marquis Pettigrew, Kerry Simon, Greg Evans																											
Santa Clara - 50															Record: 3-2																											
NO.	Name	Min	FG	3P	FT	Rebounds	Fouls	TP	AS	TO	ST	Blocks	BS	BA	+	-	Shooting By Period																									
14	Keshawn Justice	F	36:37	4-16	4-14	0-1	0	2	2	1	1	12	3	2	2	0	0	-2	1 <sup>st</sup> FG% 5-24 20.8%																							
23	Parker Braun	F	34:02	3-6	1-3	0-2	1	7	8	4	4	7	1	4	0	0	0	-1	3 <sup>PT</sup> % 3-9 33.3%																							
12	Jaden Bediako	C	17:40	1-5	0-0	1-2	5	2	7	2	2	3	1	0	1	1	0	1	FT% 3-6 50%																							
1	Carlos Stewart	G	24:57	1-6	1-2	4-4	0	2	2	3	2	7	2	4	0	0	1	-4	2 <sup>nd</sup> FG% 13-35 37.1%																							
22	Brandin Podziemski	G	35:23	2-8	0-3	0-0	2	5	7	3	1	4	2	3	2	0	1	-5	3 <sup>PT</sup> % 5-20 25.0%																							
0	Brenton Knapper	G	13:25	2-4	1-2	0-0	0	3	3	0	0	5	1	2	0	0	0	-3	GM FG% 18-59 30.5%																							
15	Jacob Holt	16:03	0-1	0-1	0-1	2	2	4	1	2	0	0	0	1	1	0	0	-10	3 <sup>PT</sup> % 8-29 27.6%																							
3	Kosy Akametu	15:45	4-10	1-4	1-1	4	0	4	2	2	10	0	1	0	1	0	-5	FT% 6-11 54.5%																								
21	Camaron Tongue	05:58	1-3	0-0	0-0	2	1	3	0	0	2	0	1	0	0	0	-6	Dead Ball Rebounds: 4, 1																								
Team															1 2 3		0 0																									
Totals															18-59		8-29		6-11		17		26		43		16		14		50		10		18		6		2		-7	
															Technical Fouls: NONE																											
UCF - 57															Record: 4-1																											
NO.	Name	Min	FG	3P	FT	Rebounds	Fouls	TP	AS	TO	ST	Blocks	BS	BA	+	-	Shooting By Period																									
2	Michael Durr	F	20:40	1-2	0-1	0-0	3	3	6	2	1	2	1	1	0	0	0	-12	1 <sup>st</sup> FG% 9-25 32.1%																							
25	Taylor Hendricks	F	33:30	7-15	3-10	2-3	1	3	4	2	2	19	0	1	0	1	0	-1	3 <sup>PT</sup> % 6-18 33.3%																							
1	Jaylon Young	G	22:43	0-2	0-1	0-0	1	2	3	4	1	0	6	1	0	1	0	0	FT% 1-4 25%																							
4	Brandon Suggs	G	18:55	2-6	2-4	0-0	0	0	0	2	2	6	1	2	2	0	1	-6	2 <sup>nd</sup> FG% 12-25 48.0%																							
12	Ithiel Horton	G	26:34	3-8	2-4	0-0	0	1	1	0	2	8	1	2	1	0	1	7	3 <sup>PT</sup> % 4-10 40.0%																							
10	Lahat Thoinne	14:55	1-2	0-0	0-0	0	2	2	1	1	2	1	1	1	0	0	-10	FT% 4-5 80%																								
5	P.J. Edwards	07:13	0-1	0-0	0-0	0	2	2	0	0	0	0	1	0	0	0	3	GM FG% 21-53 39.6%																								
11	Tyem Freeman	21:40	4-9	1-4	0-2	1	6	7	0	3	9	2	0	0	0	0	14	3 <sup>PT</sup> % 10-28 35.7%																								
13	C.J. Kelly	27:42	1-5	1-2	3-4	1	4	5	0	4	6	4	3	1	0	0	8	FT% 5-9 55.6%																								
31	Thierno Sylla	06:08	2-3	1-2	0-0	1	2	3	3	0	5	0	1	1	0	0	8	Dead Ball Rebounds: 1, 0																								
Team															0 0 0		0 1																									
Totals															21-53		10-28		5-9		8		25		33		14		16		14		5		2		2		7			
															Technical Fouls: Sylla 1 9-42																											
															SC		UCF		Points from		SC		UCF		Period by Period Scoring																	
Biggest lead															3 (1 <sup>st</sup> 14:46)		11 (2 <sup>nd</sup> 0:26)		Turnovers		12 17		1st 2nd TOT																			
Best Scoring Run															5 (1 <sup>st</sup> 14:46)		7 (1 <sup>st</sup> 9:42)		Paint		20 14		SC 16 34 50																			
Lead Changes															3		7		Second Chance		21 7		UCF 25 32 57																			
Times Tied															2		0		Fast Breaks		6 0																					
Time with Lead															03:54		32:36		Bench		17 22																					

### Game 5 • UCF 57, Santa Clara 50 November 20, 2022 Nassau, Bahamas

NASSAU, Bahamas – The UCF men's basketball team topped Santa Clara by a score of 57-50 on Sunday night, winning the Baha Mar Hoops Bahamas Championship. The Knights earned a 60-54 overtime victory over Oklahoma State in the semifinals to reach the final, where they topped the Broncos with a remarkable defensive performance.

The Knights' stellar defense was on full display in the first half, holding the Broncos to a mere 20.83 percent shooting from the field.

The Knights took their first lead at the 10:05 mark and never looked back. They wouldn't trail for the rest of the game.

The Black and Gold went into halftime up by nine.

The second half was led by Taylor Hendricks. Santa Clara cut the UCF lead to four when Hendricks started to take over the game by scoring the next five points.

About halfway through the second half, the Broncos started to gain momentum but threes by Ithiel Horton and Hendricks pushed the lead back to nine.

Freeman would have the dunk that fully shifted the momentum back to the Knights after making a beautiful back door cut, leading to a slam off an assist from CJ Kelly. The next time down the court he hit another jumper.

Hendricks put the cherry on top of the game with a strong dunk with 47 seconds remaining to put the Knights up by 10.

The Knights' defense was the game's story, holding the Broncos to 30.5 percent shooting and forcing 18 turnovers.

They return to Orlando with some in-season hardware as the Baha Mar Hoops Bahamas Championship champions.

Official Basketball Box Score - Final															Game Time: 7:00 PM																													
Evansville at UCF															Game Duration: 2:14																													
11/23/22 Addition Financial Arena, Orlando															Attendance: 3,752																													
2022-23 Men's Basketball															Officials: Jason Baker, Josue Nieves, Rick Crawford																													
Evansville - 56															Record: 1-4																													
NO.	Name	Min	FG	3P	FT	Rebounds	Fouls	TP	AS	TO	ST	Blocks	BS	BA	+	-	Shooting By Period																											
10	Yacine Toumi	F	21:26	1-4	0-1	1-2	0	4	4	4	3	3	1	3	1	0	1	-5	1 <sup>st</sup> FG% 12-35 34.3%																									
24	Preston Phillips	F	32:25	1-3	1-1	1-2	3	2	5	2	2	4	1	1	2	1	0	-9	3 <sup>PT</sup> % 4-15 26.7%																									
00	Gate Bobe	G	22:33	2-6	0-4	0-0	0	0	0	2	0	4	0	1	1	0	0	0	FT% 2-4 50%																									
4	Marvin Coleman	G	34:14	3-13	1-4	0-0	3	9	12	0	1	7	2	5	1	0	1	-14	2 <sup>nd</sup> FG% 9-27 33.3%																									
20	Kenny Strawbridge	G	35:06	8-19	0-4	4-7	2	2	4	3	5	20	3	0	0	0	1	-24	3 <sup>PT</sup> % 3-10 30.0%																									
1	Antoine Smith Jr.	G	24:22	3-8	3-6	0-0	0	2	2	1	1	9	1	0	1	0	2	-24	FT% 5-9 55.6%																									
13	Blaise Beauchamp	21:15	3-7	2-5	1-2	0	2	2	1	1	9	1	0	2	0	0	-15	GM FG% 21-62 33.9%																										
21	Gate Spinelli	06:45	0-1	0-0	0-0	0	0	0	0	0	0	0	2	1	0	0	-9	3 <sup>PT</sup> % 7-25 28.0%																										
12	Chris Morcier	00:57	0-0	0-0	0-0	0	0	0	0	0	0	0	0	0	0	0	0	FT% 7-13 53.8%																										
33	Logan McIntire	00:57	0-1	0-0	0-0	1	0	1	0	0	0	0	0	0	0	1	0	Dead Ball Rebounds: 3, 0																										
Team															0 2 2		0 2																											
Totals															21-62		7-25		7-13		9		23		32		14		13		56		9		14		9		1		6		-20	
															Technical Fouls: NONE																													
UCF - 76															Record: 5-1																													
NO.	Name	Min	FG	3P	FT	Rebounds	Fouls	TP	AS	TO	ST	Blocks	BS	BA	+	-	Shooting By Period																											
0	Lahat Thoinne	F	23:13	3-6	0-0	1-1	3	4	7	2	1	7	0	3	0	0	11	1 <sup>st</sup> FG% 13-29 44.8%																										
25	Taylor Hendricks	F	34:36	5-12	1-5	5-6	1	7	8	1	4	16	0	2	4	0	17	3 <sup>PT</sup> % 4-11 36.4%																										
1	Jaylon Young	G	26:28	3-3	1-1	2-2	0	2	2	1	1	9	6	3	0	0	10	FT% 5-7 71.4%																										
12	Ithiel Horton	G	23:21	7-11	4-6	0-0	0	3	3	0	1	18	1	2	2	0	7	2 <sup>nd</sup> FG% 13-23 56.5%																										
13	C.J. Kelly	G	24:16	0-4	0-2	2-2	0	4	4	2	1	2	3	4	1	0	0	14	3 <sup>PT</sup> % 6-9 66.7%																									
11	Tyem Freeman	12:12	0-4	0-1	1-2	0	2	2	1	1	1	1	1	0	0	0	5	FT% 9-11 81.8%																										
31	Thierno Sylla	18:49	3-4	2-3	2-4	1	3	4	3	2	10	0	1	0	2	0	13	GM FG% 26-52 50.0%																										
4	Brandon Suggs	22:36	4-6	2-2	1-1	2	4	6	1	1	11	0	3	0	1	1	18	3 <sup>PT</sup> % 10-20 50.0%																										
3	Darius Johnson	13:32	1-2	0-0	0-0	0	3	2	2	2	4	2	2	0	0	10	FT% 14-18 77.8%																											
10	Poophpa Warakulnukroh	00:57	0-0	0-0	0-0	0	0	0	0	0	0	0	0	0	0	0	0	Dead Ball Rebounds: 0, 0																										
Team															0 3 3		0 2																											
Totals															26-52		10-24		14-18		7		35		42		13		14		76		15		19		7		6		1		20	
															Technical Fouls: NONE																													
															UEV		UCF		Points from		UEV		UCF		Period by Period Scoring																			
Biggest lead															6 (1 <sup>st</sup> 17:47)		20 (2 <sup>nd</sup> 1:07)		Turnovers		17 13		1st 2nd TOT																					
Best Scoring Run															10 (2 <sup>nd</sup> 18:32)		11 (1 <sup>st</sup> 8:53)		Paint		22 26		UCF 30 26 56																					
Lead Changes															5		2		Second Chance		14 5		UCF 35 41 76																					
Times Tied															2		0		Fast Breaks		9 14																							
Time with Lead															07:38		31:18		Bench		18 24																							

### Game 6 • UCF 76, Evansville 56 November 23, 2022 Orlando, Fla.

ORLANDO – With each game, head coach Johnny Dawkins' UCF men's basketball team is proving time and again that its 98-95 season-opening, double-overtime loss Nov. 7 was an aberration, rather than what would become the norm.

When Addition Financial Arena's final buzzer sounded to conclude their 76-56 win over the Evansville Wednesday night, the Knights (5-1, 0-0 AAC) not only pushed their win streak to five consecutive games; they also allowed 59 or fewer points for the fifth straight contest.

Such a feat had not been accomplished by a UCF team since the 2003-04 Knights pulled it off from Jan. 5-17, amid a 14-game win streak that would propel the program to the NCAA tournament later that spring.

"We knew it was going to be a tough test," Dawkins said. "I thought early they made it difficult for us. I give them credit for how they defended and their game plan, and we have to be better. We have to start games off better and we have to learn from this experience."

The visiting Aces (1-4, 0-0 MVC) indeed hung with the Knights throughout much of the first half before UCF pulled away with a strong second. Trailing 8-2 just under five minutes into the game, the Knights fought their way back into the contest with a pair of strong runs.

Freshman Thierno Sylla, having earned an extended look early in part due to injuries, drilled a pair of 3-point shots and produced

seven points on a 12-3 UCF stretch that gave the Knights their first lead of the game, 14-11, with 11:56 to play in the first half.

"We have so many moving pieces right now, C.J. [Walker] is out again, so we have to work through that," Dawkins added. "Michael Durr, he was out tonight, you're working through that. Now Sylla's having to log more minutes and play a different position than he normally practices. Through all of it, I thought our guys did a good job of adjusting and just listening to what we had to say and trying to execute."

Senior Brandon Suggs contributed two of his own 3-point shots in scoring nine of 11 UCF points that later aided the Knights in opening a 25-15 lead with just under nine minutes to play, but three more Aces triples just before the break kept Evansville close and helped trim UCF's advantage to 35-30 entering the locker room.

"I think we were just feeling good or sluggish," Suggs said of the team's slow start. "Coach Dawkins gave us a hard talk at halftime and we were able to flip it around. In the second half, just getting back and stopping the transition points. We wanted to slow them down and box out and get the boards. I think that changed it."

After Evansville further shaved the Knights' lead to 35-34 in the opening seconds of the second half, Ithiel Horton, who would score a season-high and team-leading 18 points, knocked down the first of his four second-half 3-pointers to lead the charge on a 15-5 UCF run.

UCF's defense once again answered the Aces' final push to close their deficit in the game's final minutes. An 11-8 Evansville stretch brought the Knights' advantage down to 58-51 with 8:13 to play, and UCF then went to work.

The Knights allowed just five more points the remainder of the game, and Horton and freshman Taylor Hendricks combined to score 19 of UCF's final 23 points.

"Just staying together," Suggs reasoned for his team's strong play of late. "We're not worried about the wins, we're just on to the next play. After every game, we're on to the next. We're worried about who we're playing next."

Hendricks posted 16 points of his own and has reached double digits in five of his first six collegiate games. Suggs and Sylla also joined their teammates in double-digit scoring with 11 and 10 points, respectively.

On the other side of a brief Thanksgiving break, the Knights will welcome Miami to Addition Financial Arena at 5 p.m. on Saturday, looking to improve to 2

## Game 7 • RV Miami (FL) 66, UCF 64 November 27, 2022 Orlando, Fla.

Official Basketball Box Score - Final															Game Time: 5:00 PM		
Miami (FL) at UCF															Game Duration: 2:16		
11/27/22 Addition Financial Arena, Orlando															Attendance: 5,354		
2022-23 Men's Basketball															Officials: Pat Adams, Joe Lindsay, Michael Roberts		
<b>Miami (FL) - 66</b> Record: 6-1																	
NO.	Name	Min	FG	3P	FT	Rebounds	Fouls	TP	AS	TO	ST	Blocks	BS	BA	+/-	Shooting By Period	
15	Norchad Omier	F 21:48	4-6	0-0	2-4	8	5	13	5	3	10	2	1	0	0	-4	1st FG% 13-28 46.4%
2	Isalah Wong	F 34:46	3-10	1-5	1-2	1	2	3	3	1	8	1	3	1	1	-2	3PT% 4-12 33.3%
11	Jordan Miller	G 32:23	4-11	0-2	3-4	1	2	3	3	3	11	2	1	2	0	-6	FT% 2-2 100%
24	Nijel Paak	G 29:00	7-10	2-4	0-0	1	1	2	2	3	16	3	1	1	0	-3	2nd FG% 13-26 50.0%
55	Wooga Poplar	G 28:04	5-10	2-5	0-0	0	1	1	1	1	12	1	3	3	0	4	3PT% 2-7 28.6%
0	AJ Casey	15:17	1-1	0-0	0-0	1	0	1	0	0	2	0	0	0	0	6	FT% 6-10 60%
4	Bensley Joseph	24:17	2-4	1-2	2-2	0	0	1	1	1	7	4	3	1	0	1	GM FG% 25-54 46.1%
5	Harford Beverly	03:53	0-1	0-1	0-0	0	0	0	0	0	0	1	1	0	0	4	3PT% 6-19 31.6%
1	Anthony Walker	07:34	0-1	0-0	0-0	1	0	1	0	1	0	0	2	0	0	1	FT% 8-12 66.7%
12	Favour Aire	02:58	0-0	0-0	0-0	0	0	0	0	0	0	0	0	0	0	8	Dead Ball Rebounds: 0, 0
Team																	
<b>Totals</b>															26-54 6-19 8-12 13 15 28 18 13 66 14 15 8 1 2 2		
															Technical Fouls: NONE		
<b>UCF - 64</b> Record: 5-2																	
NO.	Name	Min	FG	3P	FT	Rebounds	Fouls	TP	AS	TO	ST	Blocks	BS	BA	+/-	Shooting By Period	
0	Lahat Thioune	F 08:34	0-0	0-0	0-0	1	0	1	0	1	0	0	0	0	0	-7	1st FG% 9-24 37.5%
25	Jaylon Hendricks	F 33:02	2-9	1-1	3-5	4	3	7	2	2	8	1	1	1	0	-1	3PT% 2-7 28.6%
1	Jaylton Young	G 19:23	2-6	0-2	2-2	0	0	0	1	2	6	0	2	1	0	-11	FT% 6-9 66.7%
12	Itihel Horton	G 30:27	3-9	1-5	0-0	2	4	6	0	0	7	0	2	1	0	5	2nd FG% 15-29 51.7%
3	C.J. Kelly	G 13:27	0-2	0-0	0-0	0	0	0	3	1	0	2	3	1	0	-3	3PT% 2-10 20.0%
3	Darius Johnson	26:27	9-15	2-5	4-4	0	1	1	1	4	24	1	4	2	0	2	FT% 6-8 75%
4	Brandon Suggs	24:00	5-6	0-1	1-2	1	6	7	2	3	11	2	1	1	0	1	GM FG% 24-53 45.3%
21	C.J. Walker	20:33	2-3	0-0	0-2	2	4	3	2	4	1	1	0	1	0	4	3PT% 4-17 23.5%
31	Thierno Sylla	02:01	0-1	0-1	0-0	0	0	0	0	0	0	0	0	0	0	-4	FT% 12-17 70.6%
2	Michael Durr	10:53	1-2	0-0	0-0	1	1	1	2	2	0	0	0	0	1	1	Dead Ball Rebounds: 0, 0
11	Tyem Freeman	11:13	0-0	0-0	2-2	0	0	0	0	1	2	0	0	1	0	3	
Team															4 2 6 0 0 0		
<b>Totals</b>															24-53 4-17 12-17 14 19 33 13 18 64 7 15 8 2 1 2		
															Technical Fouls: NONE		
															Biggest lead		
															MIA 13 (2nd 13:53) 6 (1st 11:35)		
															Best Scoring Run		
															8 (2nd 19:26) 7 (1st 11:35)		
															Lead Changes		
															4		
															Times Tied		
															6		
															Time with Lead		
															23:46 13:06		
															Points from Turnovers		
															MIA 12 UCF 12		
															Paint		
															34 36		
															Second Chance		
															17 10		
															Fast Breaks		
															14 7		
															Bench		
															9 43		
															Period by Period Scoring		
															1st 2nd OT1 TOT		
															MIA 32 34 66		
															UCF 26 38 64		

ORLANDO – The UCF men's basketball team's early-season defensive excellence carried over into its Sunday evening tilt with the visiting University of Miami, but an inability to capitalize on the offensive end eventually did the Knights in.

UCF (5-2, 0-0 AAC) on multiple occasions came close to erasing a 13-point, second-half Hurricanes (6-1, 0-0 ACC) lead, but a missed free throw and a replay review on a ball that sailed out of bounds in the game's final two seconds went against the Knights in their 66-64 loss at Addition Financial Arena.

"It was a really good game. I give Miami a lot of credit, I thought they made a lot of tough plays, especially on the boards," head coach Johnny Dawkins said. "I think defensively, we have to continue to work to get better."

Despite the Knights defense holding its opposition to fewer than 60 points in a program-record-tying five consecutive games entering Sunday's contest and finishing seven points away from a sixth straight, Miami's 48.1 field goal rate was the second-highest allowed by UCF this season, second only to its double-overtime loss in its season-opener.

"They shot 48 percent from the field against us," Dawkins continued. "That's something that we haven't been giving up, so we have to get back to the drawing board, find out what we did wrong in those situations, and continue to improve."

In spite of it all, UCF still took Miami down to the game's final seconds. Trailing 47-34 with 1:50 remaining in the second half, Darius Johnson, playing in just his second game of the season, put the team on his back.

The sophomore guard scored 15 straight points for the Knights in single-handedly authoring a 15-9

UCF run. Johnson, who posted a career-high 24 points on 60% (9-of-15) shooting, added seven more down the stretch including a final free throw that closed the Knights' deficit to 65-64 with 11 seconds left.

Johnson scored 22 of his 24 points in the second half, including both of his made tries from beyond the arc in his five total attempts. The last player to post more than 20 points in a half against Miami was Coby White of then-No. 8 ranked North Carolina, who posted 23 on his home floor back on Feb. 9, 2019.

"It's good to get him back," Dakwins said of Johnson. "He's a dynamic guard, he can move the ball to wherever he wants to on the floor, he can pass, he can score. It's good to have him back into the rotations."

Trailing 66-64 with eight seconds left, a rebound by C.J. Walker on a missed Hurricanes free throw injected new life into a raucous UCF crowd. Walker quickly drew a foul but missed his first free throw, and in the moments after intentionally missing the second with just 1.4 seconds left, the ball was swatted out of bounds without time for one last play before it hit the ground, as ruled by the officiating crew.

"Definitely a tough way to end the game," Dawkins continued. "We were hoping to get one more look at it, see what we could run based on how much time was left on the clock, but they had timed it out three times. Every time they timed it out, it was above the 1.4 [seconds]. It was such a good game, hate to see it end that type of note."

The largest lead by either team was just six points throughout a defensive struggle of a first half, one that saw UCF enter the locker room trailing 32-26. Itihel Horton, who co-lead the Knights with seven points through the first 20 minutes alongside

Brandon Suggs, helped bring the crowd to its feet early with five of UCF's first nine points, including his team's first triple.

The Knights defensive scheme wasted no time in running with the quick offensive momentum. After taking a 10-9 lead with 13:22 to play in the first half, UCF stymied Miami to the tune of only five points in the ensuing 9:22 of gametime, including a scoreless drought of 6:34.

The Knights offensively were unable to take advantage of the stingy stretch created by its defensive play, though, as UCF went without a field goal of its own for over eight minutes until Darius Johnson's layup that gave his team a 22-20 advantage with 3:14 on the clock in the first.

"I thought our defense was in place, and we were guarding hard," Dawkins said. "But give them credit, they were defending well and we couldn't score. Both teams were kind of stuck even though we were getting stops. We weren't able to build a sizeable lead because we couldn't come down and execute and score the ball ourselves."

The two squads traded blows until the initial half's final minute, during which Miami drilled a pair of 3-point tries that included a buzzer-beater, to send the Knights to their six-point halftime deficit.

Suggs joined Johnson in double-digit scoring with 11 points of his own, marking his second straight 11-point game and his third shooting with double-digit points this season.

The Knights, having suffered only their sixth loss to an in-state opponent under Dawkins to drop to 2-20, will have a week to work on corrections before a 2 p.m. home tipoff against Samford Sunday afternoon.

## Game 8 • UCF 80, Samford 77 (OT) December 4, 2022 Orlando, Fla.

Official Basketball Box Score - Final															Game Time: 2:00 PM			
Samford at UCF															Game Duration: 2:43			
12/04/22 Addition Financial Arena, Orlando															Attendance: 4,052			
2022-23 Men's Basketball															Officials: Mike Nance, Jerry Heater, Leo Cassell			
<b>Samford - 77</b> Record: 6-4																		
NO.	Name	Min	FG	3P	FT	Rebounds	Fouls	TP	AS	TO	ST	Blocks	BS	BA	+/-	Shooting By Period		
4	Jermaine Marshall	F 26:55	1-6	0-2	13-16	2	2	4	5	10	0	2	0	0	0	-7	1st FG% 9-25 36.0%	
22	Logan Dye	F 30:13	4-11	3-5	0-0	1	6	7	5	0	11	1	4	0	2	1	3PT% 2-12 16.7%	
1	Bubba Parham	G 38:42	3-9	3-8	2-2	1	2	3	3	3	11	5	2	1	0	0	FT% 11-11 100%	
2	Jaden Campbell	G 36:55	6-14	1-6	2-2	0	0	0	3	1	15	1	1	3	1	0	2nd FG% 12-27 44.4%	
3	Jaron Rillie	G 26:39	2-3	1-2	2-3	1	2	3	3	4	7	5	1	1	0	0	3PT% 7-14 50.0%	
15	A.J. Staton-McCray	24:07	2-4	0-1	3-5	0	5	1	3	7	0	0	0	0	0	10	FT% 8-12 66.7%	
25	Nathan Johnson	25:24	2-5	1-3	1-1	0	4	4	2	6	0	0	0	0	0	0	OTFG% 1-7 14.3%	
14	Achor Achor	11:21	2-6	0-0	1-2	1	3	3	1	5	0	0	0	0	1	-4	3PT% 0-2 0.0%	
13	Quinn Richey	04:22	0-1	0-1	0-0	0	0	0	0	0	0	0	0	0	0	-2	FT% 5-6 83.3%	
12	Daniel Lobach	00:12	0-0	0-0	0-0	0	0	0	0	0	0	0	0	0	0	0	GM FG% 22-59 37.3%	
Team															3 1 4 0 0 0			
<b>Totals</b>															22-59 9-28 24-29 9 25 34 28 24 77 12 10 5 3 2 3			
															Technical Fouls: NONE			
<b>UCF - 80</b> Record: 6-2																		
NO.	Name	Min	FG	3P	FT	Rebounds	Fouls	TP	AS	TO	ST	Blocks	BS	BA	+/-	Shooting By Period		
2	Michael Durr	F 24:12	2-3	0-0	2-4	3	4	7	3	3	6	1	2	1	2	0	0	1st FG% 13-27 48.1%
25	Jaylon Hendricks	F 29:03	6-7	4-5	5-7	0	4	4	4	3	21	1	2	1	0	0	7	3PT% 4-13 30.8%
1	Jaylton Young	G 36:35	1-6	1-4	4-4	0	1	1	2	7	4	0	0	0	0	5	FT% 3-5 60%	
12	Itihel Horton	G 24:19	2-10	1-7	0-1	0	0	0	3	3	5	1	1	3	0	1	2nd FG% 9-22 40.9%	
13	C.J. Kelly	G 39:06	5-10	3-6	3-4	0	6	6	0	5	16	1	1	0	0	-4	3PT% 5-9 55.6%	
3	Darius Johnson	28:18	3-10	0-2	6-7	1	2	3	5	5	12	5	1	2	0	2	FT% 14-18 77.8%	
4	Brandon Suggs	14:49	2-3	0-0	3-6	2	2	4	4	4	7	0	2	0	0	3	OTFG% 2-6 33.3%	
0	Lahat Thioune	13:18	3-4	0-0	0-1	1	1	2	3	2	6	0	2	0	0	1	3PT% 0-3 0.0%	
11	Tyem Freeman	05:28	0-1	0-0	0-0	1	1	0	0	0	1	0	0	0	0	2	FT% 6-11 54.5%	
31	Thierno Sylla	08:23	0-1	0-1	0-0	1	1	1	1	0	0	0	0	0	0	-2	GM FG% 24-55 43.6%	
5	P.J. Edwards	01:29	0-0	0-0	0-0	0	1	1	0	0	0	0	0	0	0	0	3PT% 9-25 36.0%	
Team															1 5 6 0 2 2			
<b>Totals</b>															24-55 9-25 23-34 8 28 36 24 28 80 14 14 7 2 3 3			
															Technical Fouls: NONE			
															Biggest lead			
															SAM 5 (2nd 3:10) 6 (1st 9:55)			
															Best Scoring Run			
															6 (1st 7:57) 6 (1st 13:50)			
															Lead Changes			
															11			
															Times Tied			
															16			
															Time with Lead			
															11:26 23:04			
															Points from Turnovers			
															SAM 4 UCF 5			
															Paint			
															26 20			
															Second Chance			
															6 8			
															Fast Breaks			
															9 7			
															Bench			
															18 25			
															Period by Period Scoring			
															1st 2nd OT1 TOT			
															SAM 31 39 7 77			
															UCF 33 37 10 80			

ORLANDO – In a game that featured 52 combined fouls, 63 total free throw attempts and five extra minutes beyond regulation, it was a play freshman Taylor Hendricks made off the ball that made the final difference.

With the UCF Knights trailing 77-76 in the final minute of overtime, the freshman forward held constant pressure on the Samford's Jaron Rillie and was ready when the guard attempted a behind-the-back dribble but lost control of the ball.

Hendricks' steal and a quick pass to redshirt sophomore Jaylton Young in turn set up the latter's two game-winning free throws that helped the Knights outlast the Bulldogs Sunday afternoon by an 80-77 final score at Addition Financial Arena.

"I give a lot of credit to Jaylton, who stepped up because his role changed at halftime when he



### Game 9 • UCF 75, Tarleton 49 December 11, 2022 Orlando, Fla.

Official Basketball Box Score - Final															Game Time: 12:00 PM Game Duration: 2:03 Attendance: 3,880					
Tarleton St. at UCF															Officials: Anthony Jordan, Patrick Evans, William Covington					
2022-23 Men's Basketball																				
<b>Tarleton St. - 49</b>															<b>Record: 5-5</b>					
NO.	Name	Min	FG	3P	FT	Rebounds	Fouls	TP	AS	TO	ST	Blocks	BS	BA	+/-	Shooting By Period				
0	Rod Brown	F 40:00	3-6	0-0	0-0	2	7	9	2	6	3	2	2	0	1	-26	1st FG%: 10-23 43.5%			
25	Coreyoun Rushin	F 12:23	1-3	0-0	0-0	1	1	2	3	1	2	0	0	0	1	-13	3PT%: 1-4 25.0%			
3	Shamir Bogues	G 35:59	3-5	1-2	1-1	1	2	3	4	2	8	0	1	0	1	-22	FT%: 2-2 100%			
5	Lue Williams	G 12:53	1-4	0-2	6-6	1	2	3	1	3	0	0	0	0	0	-18	2nd FG%: 6-22 27.3%			
13	Shakur Daniel	G 40:00	6-12	1-3	2-2	0	1	1	3	2	15	1	0	1	0	-28	3PT%: 2-8 25.0%			
14	Javontae Hopkins	27:30	2-5	1-1	1-4	0	2	2	1	5	6	1	2	0	0	-15	FT%: 8-11 72.7%			
12	Tiger Booker	01:51	0-0	0-0	0-0	0	0	0	0	0	0	1	0	0	0	2	GM FG%: 18-45 40.0%			
44	Tydan Archibald	10:10	0-4	0-3	0-0	1	1	2	1	0	0	1	1	0	0	-13	3PT%: 3-12 25.0%			
15	KiAndre Gaddy	13:48	1-4	0-0	0-0	2	2	1	0	2	0	3	0	0	1	0	FT%: 10-13 76.9%			
33	Garry Clark	03:05	0-1	0-1	0-0	0	0	0	1	0	0	0	0	0	0	1	Dead Ball Rebounds: 2, 0			
10	Lajae Jones	02:21	1-1	0-0	0-0	0	0	0	1	0	2	0	0	0	0	-2				
<b>Team</b>																				
			18-45		3-12		10-13		6		19		16		49		7 16 3 0 5 28			
<b>Totals</b>															<b>Technical Fouls: NONE</b>					
<b>UCF - 75</b>															<b>Record: 7-2</b>					
NO.	Name	Min	FG	3P	FT	Rebounds	Fouls	TP	AS	TO	ST	Blocks	BS	BA	+/-	Shooting By Period				
2	Michael Durr	F 25:00	3-3	0-0	3-5	1	1	2	0	5	9	1	0	0	1	0	17	1st FG%: 10-23 43.5%		
25	Taylor Hendricks	F 31:49	6-7	3-3	1-1	2	7	9	1	1	16	0	0	0	2	0	27	3PT%: 6-12 50.0%		
3	Darius Johnson	G 28:42	0-5	0-2	3-4	0	2	2	3	7	3	5	5	2	0	0	13	FT%: 4-8 50%		
12	Ithiel Horton	G 24:25	6-12	3-5	0-0	2	1	3	1	1	15	1	2	3	0	0	28	2nd FG%: 16-27 59.3%		
13	C.J. Kelly	G 26:59	1-6	1-5	0-2	1	2	3	1	1	3	5	2	0	1	0	25	3PT%: 5-11 45.5%		
31	Thierno Sylla	08:11	2-2	1-1	0-0	1	0	1	1	0	5	1	0	1	1	0	11	FT%: 8-10 80%		
0	Lahat Thioune	11:09	1-1	0-0	1-2	0	1	1	3	1	3	0	1	0	0	8	GM FG%: 26-50 52.0%			
1	Jaylon Young	23:43	5-8	3-6	2-2	1	4	5	2	2	15	1	0	0	0	0	15	3PT%: 11-23 47.8%		
4	Brandon Suggs	08:56	1-2	0-0	2-2	1	0	1	2	1	4	0	2	0	0	-3	FT%: 12-18 66.7%			
11	Tyem Freeman	07:52	0-3	0-1	0-0	1	1	2	0	0	1	0	1	0	0	5	Dead Ball Rebounds: 2, 0			
5	P.J. Edwards	01:37	1-1	0-0	0-0	0	1	1	0	2	0	0	0	0	0	0				
10	Poohpha Warakulnukroh	01:37	0-0	0-0	0-0	0	0	0	0	0	0	0	0	0	0	0				
<b>Team</b>																				
			26-50		11-23		12-18		9		22		31		75		15 13 7 5 0 28			
<b>Totals</b>															<b>Technical Fouls: NONE</b>					
<b>Biggest lead</b>															5 (1st 5:43)		29 (2nd 0:50)			
<b>Best Scoring Run</b>															8 (1st 8:25)		9 (1st 14:51)			
<b>Lead Changes</b>															8		8			
<b>Times Tied</b>															4		4			
<b>Time with Lead</b>															02:43		34:39			
<b>Points from Turnovers</b>															13		8			
<b>Paint</b>															26		28			
<b>Second Chance</b>															4		11			
<b>Fast Breaks</b>															6		11			
<b>Bench</b>															10		29			
<b>TAR</b>															27		22			
<b>UCF</b>															30		45			
<b>Period by Period Scoring</b>															1st		2nd		TOT	
															27		22		49	

ORLANDO – In the face of an uneven schedule with the 2022 fall semester drawing to a close, the UCF Knights men's basketball team has managed to stay true to its ways during a period of just three games in three weeks.

On the strength of a dominant second half and an overall season-high 11 three-point field goals, the Knights won their seventh game of their last eight and their second straight, 75-49, over the visiting Tarleton Texans at Addition Financial Arena Sunday afternoon.

"Everyone we play is always going to be a very competitive tough team, and we played another one tonight," said head coach Johnny Dawkins. "Looking at their first half, I thought they were very competitive. They had to play some guys so many minutes, several guys went 40 minutes, and that's just hard. We were picking up and pressing, and wearing teams down that do that, and I thought we wore them down a little bit in the second half."

Battling through a close first half UCF won by just three points, the Knights had a great feel from beyond the arc during the first 20 minutes and quickly put it to use. Following a pair of two-point shots by Michael Durr and Ithiel Horton that closed UCF's deficit to 6-4 just over three minutes in, Horton drilled UCF's first triple of the afternoon to give his team its first lead.

The 3-pointer marked the first of six straight for the Knights, followed by two from Hendricks, another from Horton and two more courtesy of Jaylon Young. UCF's six first-half

triples tied a season high for 3-point field goals in either half of a game, a mark the team also achieved during its Nov. 20 win over Evansville and Nov. 23 victory against Evansville.

The flurry of threes aided the Knights in staying afloat during an otherwise challenging offensive stretch that saw the team score nine points in 10 minutes of play and trail 23-22 with just over four minutes to go.

Inside the final 4:20 of the first half, the Knights built a bit of offensive momentum upon their strong defensive play, as the Texans managed just two more field goals the remainder of the half. Sophomore Darius Johnson drained three of his four tries from the free throw line and UCF added two more field goals from Young and Durr to open a 30-27 advantage at halftime.

A team that had outscored its opposition by an aggregate 47 points in the second half entering Sunday's action, UCF again came out of the locker room firing on all cylinders to begin the final 20 minutes of play.

Hendricks, who on Dec. 5 became the second player in AAC history to be awarded three straight conference Rookie of the Week honors, scored six quick points including his third three-pointer and the team's seventh. Horton and Durr combined for three more before Tarleton managed its first two points of the half almost four minutes in.

With a team-leading 16 points Sunday afternoon, Hendricks has scored at least 15 points in seven

of his first nine games this season and is averaging 15.6 points, which ranks 10th in The American, and 7.1 rebounds per game. He also recorded his second straight game shooting six-of-seven from the field, missing only one try.

"He's a terrific young player, you see him getting better and growing in every game. The thing I like about him is he's very coachable, and he really does have a 'next play' mentality. That's why he finds such consistency in his game, is he has a short memory."

Horton recorded his third triple of the game to restore the Knights' 10-point advantage at 42-32 with 14:40 to play, followed quickly by C.J. Kelly's first of the game and the Knights' ninth. UCF later tied its season high with its 10th triple of the game courtesy of Young, who put his team in complete control with a 52-37 lead and just over 10 minutes to play.

On the heels of a 22-5 Knights run that saw Young pace the squad with seven points, freshman forward Thierno Sylla came off the bench and nailed UCF's 11th 3-point shot that gave the program a new season high in the category and its most since its 11 triples on March 11, 2022 against Memphis.

Horton, Hendricks and Young each made three three-point field goals in addition to the one each made by Sylla and Kelly, and UCF's 47.8 success rate (11-of-23) from beyond the arc is its second highest of the young campaign. Behind Hendricks, Horton and Young also reached double digits in scoring with 15 points apiece.

### Game 10 • UCF 72, Ole Miss 61 December 14, 2022 Oxford, Miss.

Official Basketball Box Score - Final															Game Time: 6:30 PM Game Duration: 2:06 Attendance: 5,215					
UCF at Ole Miss															Officials: Pat Adams, Rob Roke, Wesley Ford					
2022-23 Men's Basketball																				
<b>UCF - 72</b>															<b>Record: 8-2</b>					
NO.	Name	Min	FG	3P	FT	Rebounds	Fouls	TP	AS	TO	ST	Blocks	BS	BA	+/-	Shooting By Period				
2	Michael Durr	F 28:44	4-7	0-0	0-0	4	3	7	5	0	8	3	1	1	1	3	19	1st FG%: 15-29 51.7%		
25	Taylor Hendricks	F 34:35	5-11	1-3	6-6	4	3	7	4	17	1	1	0	3	1	24	3PT%: 2-6 33.3%			
3	Darius Johnson	G 36:28	4-17	2-7	0-1	1	3	4	2	5	10	3	2	2	0	7	FT%: 4-6 66.7%			
12	Ithiel Horton	G 25:48	4-9	1-3	2-2	1	2	3	2	1	11	1	0	1	0	7	2nd FG%: 12-34 35.3%			
13	C.J. Kelly	G 34:45	8-10	3-4	1-1	2	7	9	3	20	3	1	3	0	0	15	3PT%: 5-12 41.7%			
11	Jaylon Young	11:28	0-2	0-0	0-0	0	1	1	2	0	0	1	1	1	0	0	15	GM FG%: 27-63 42.9%		
4	Brandon Suggs	11:44	1-3	0-0	2-2	0	2	3	1	4	1	3	0	0	2	13	3PT%: 7-8 87.5%			
0	Lahat Thioune	11:16	1-3	0-0	0-0	3	0	3	0	0	2	1	0	0	0	-8	GM FG%: 27-63 42.9%			
31	Thierno Sylla	05:12	0-1	0-1	0-2	0	0	0	0	1	0	1	0	0	0	-11	3PT%: 7-18 38.9%			
<b>Team</b>																				
			27-63		7-18		11-14		17		22		39		72		14 11 8 4 9 11			
<b>Totals</b>															<b>Technical Fouls: NONE</b>					
<b>Ole Miss - 61</b>															<b>Record: 7-3</b>					
NO.	Name	Min	FG	3P	FT	Rebounds	Fouls	TP	AS	TO	ST	Blocks	BS	BA	+/-	Shooting By Period				
00	Jayveous McKinnis	F 06:52	0-1	0-0	0-0	1	0	1	0	0	0	0	0	0	1	22	1st FG%: 10-24 41.7%			
3	Myles Burns	F 22:09	1-9	0-3	1-4	1	3	4	1	3	3	0	0	2	1	-13	3PT%: 4-8 50.0%			
4	Jaemyn Brakelield	F 08:23	0-1	0-0	0-0	0	0	0	0	0	0	1	1	0	0	-12	FT%: 2-7 28.6%			
11	Matthew Murrell	G 38:33	7-13	4-8	3-3	2	2	4	5	21	3	4	2	1	1	7	2nd FG%: 13-28 46.4%			
24	Daeshun Ruffin	G 17:53	1-5	0-1	0-1	0	1	1	1	2	6	2	0	0	0	-13	3PT%: 2-10 20.0%			
1	Amaroe Abram	22:07	2-5	1-3	0-0	2	2	2	0	5	3	2	0	1	0	2	GM FG%: 7-10 70%			
21	Robert Allen	03:21	0-0	0-0	0-0	0	0	0	0	0	0	0	0	0	0	-8	FT%: 23-52 44.2%			
5	James White	04:16	0-2	0-0	0-0	0	0	0	0	0	0	0	0	0	0	-5	3PT%: 6-18 33.3%			
14	Tye Fagan	03:30	0-1	0-0	0-0	0	0	0	1	0	0	0	0	0	0	-3	FT%: 9-17 52.9%			
33	Josh Malbia	29:43	7-9	1-1	3-5	3	4	7	3	18	0	2	0	1	0	5	Dead Ball Rebounds: 3, 0			
2	TJ Calkwell	11:32	0-1	0-0	0-0	0	0	0	0	0	0	1	2	0	0	6				
10	Theo Akwuba	10:41	1-1	0-0	0-0	1	1	2	1	0	2	0	0	0	0	-3				
12	Malique Ewin	21:00	4-4	0-0	2-3	2	3	5	2	2	0	1	1	0	0	0	-18			
<b>Team</b>																				
			23-52		6-18		9-17		12		20		32		61		14 15 5 9 4 11			
<b>Totals</b>															<b>Technical Fouls: NONE</b>					
<b>Biggest lead</b>															22 (1st 5:44)		0 (1st 20:00)			
<b>Best Scoring Run</b>															21 (1st 12:54)		11 (1st 0:05)			
<b>Lead Changes</b>															0		0			
<b>Times Tied</b>															0		0			
<b>Time with Lead</b>															39:42		00:00			
<b>Points from Turnovers</b>															18		10			
<b>Paint</b>															28		30			
<b>Second Chance</b>															20		12			
<b>Fast Breaks</b>															6		10			
<b>Bench</b>															6		35			
<b>UCF</b>															36		36			
<b>OM</b>															26		35			
<b>Period by Period Scoring</b>															1st		2nd		TOT	
															36		36		72	

OXFORD, Miss. – The UCF men's basketball team came out of the pre-game locker room on fire, scoring the first 21 points of the game en route to earning a 72-61 victory on the road against Ole Miss, improving to 8-2 on the year.





## Game 13 • UCF 52, Wichita State 45 December 28, 2022 Orlando, Fla.

Official Basketball Box Score - Final											Game Time: 7:00 PM Game Duration: 1:55 Attendance: 4,225						
Wichita St. at UCF											Officials: Jason Baker, Will Howard, Courtney Green						
2022-23 Addition Financial Arena, Orlando 2022-23 Men's Basketball																	
Wichita St. - 45											Record: 7-6 (0-1)						
NO. Name	Min	FG M/A	3P M/A	FT M/A	Rebounds OR DR TOT	Fouls PF FD	TP	AS	TO	ST	Blocks BS BA +/-	Shooting By Period					
11 Kenny Pohto	F 28:37	1-3	0-0	1-2	0	1	1	1	3	3	0	2	0	1	-6	1st FG% 8-21 38.1%	
33 James Rojas	F 20:17	2-5	0-0	2-2	0	5	5	1	2	6	1	1	0	0	-4	3PT% 4-10 40.0%	
1 Xavier Bell	G 17:35	2-4	1-3	0-0	0	0	0	1	0	5	2	4	0	0	-5	FT% 3-4 75%	
10 Jaykwon Walton	G 35:32	1-7	0-4	3-4	2	6	8	2	3	5	1	4	0	0	-5	2nd FG% 6-19 31.6%	
22 Shamshah Scott	G 18:43	1-1	0-0	0-0	0	1	1	0	2	2	0	1	0	0	-12	FT% 7-9 77.8%	
5 Jaron Pierre Jr.	26:53	2-9	2-5	1-2	1	2	3	3	1	7	0	2	1	0	-4	GM FG% 14-40 35.0%	
44 Isaiah Poor Bear-Chandler	11:23	0-1	0-1	0-0	0	1	1	2	0	0	0	0	0	0	-1	SPT% 7-20 35.0%	
24 Isaac Abidde	05:38	0-2	0-1	0-0	0	0	0	0	0	0	0	0	0	0	-3	FT% 10-13 76.9%	
12 Melvion Flanagan	21:17	3-4	2-3	3-3	0	1	1	3	2	11	2	0	1	0	5	Dead Ball Rebounds: 2.0	
23 Gus Okafor	14:05	2-4	2-3	0-0	2	2	4	1	0	6	0	0	1	0	0		
Team					2	1	3	0	0	3							
Totals		14-40	7-20	10-13	7	20	27	14	11	45	9	15	5	0	-7		
UCF - 52											Record: 10-3 (1-0)						
NO. Name	Min	FG M/A	3P M/A	FT M/A	Rebounds OR DR TOT	Fouls PF FD	TP	AS	TO	ST	Blocks BS BA +/-	Shooting By Period					
2 Michael Durr	F 28:07	0-5	0-0	2-2	2	0	2	1	1	2	4	0	1	1	0	9	1st FG% 10-30 33.3%
25 Taylor Hendricks	F 37:47	4-11	1-4	0-0	2	3	5	2	2	9	1	0	1	2	0	7	SPT% 4-14 28.6%
3 Darius Johnson	G 37:53	4-10	1-5	6-6	2	3	5	2	8	15	2	3	4	0	5	SPT% 2-2 100%	
12 Ithiel Horton	G 25:02	2-7	1-5	0-0	1	1	2	1	0	5	2	1	0	0	0	9	2nd FG% 9-23 39.1%
13 C.J. Kelly	G 25:01	3-10	1-4	1-2	1	6	7	2	2	8	0	1	2	2	0	4	SPT% 1-8 12.5%
0 Lathai Thiouane	11:53	1-1	0-0	0-0	1	1	2	0	2	1	0	0	0	0	-2	FT% 7-8 87.5%	
1 Jaylon Young	15:54	1-3	0-1	0-0	0	3	3	0	0	2	3	2	0	0	-2	GM FG% 19-53 35.8%	
4 Brandon Suggs	16:10	4-5	1-2	0-0	0	1	1	0	1	9	1	0	0	0	5	SPT% 9-10 90.0%	
31 Thierno Sylla	02:13	0-1	0-1	0-0	0	0	0	0	0	0	0	0	0	0	0		
Team					5	2	7	0	0	1							
Totals		19-53	5-22	9-10	14	20	34	11	14	52	14	9	8	5	0	7	
UCF at Houston											Record: 10-4 (1-1)						
NO. Name	Min	FG M/A	3P M/A	FT M/A	Rebounds OR DR TOT	Fouls PF FD	TP	AS	TO	ST	Blocks BS BA +/-	Shooting By Period					
2 Michael Durr	F 32:20	2-5	0-0	1-2	4	4	8	4	3	5	1	2	0	2	1	5	1st FG% 10-25 40.0%
25 Taylor Hendricks	F 37:14	4-11	1-7	5-5	3	2	5	0	3	14	2	0	1	1	0	-8	SPT% 2-10 20.0%
3 Darius Johnson	G 37:26	5-12	1-6	6-6	1	7	8	5	5	17	4	5	3	1	1	-2	FT% 9-10 90%
12 Ithiel Horton	G 34:45	6-13	2-8	0-0	3	5	8	1	0	14	1	2	0	0	-8	SPT% 11-29 37.9%	
13 C.J. Kelly	G 37:57	4-11	2-5	1-3	2	1	3	4	2	11	1	2	1	0	1	1	SPT% 4-17 23.5%
0 Lathai Thiouane	03:19	0-0	0-0	0-0	0	0	0	2	0	0	0	0	0	0	-12	FT% 8-10 80%	
4 Brandon Suggs	09:54	0-0	0-0	2-2	0	1	1	1	2	0	1	0	0	0	-8	GM FG% 21-54 38.9%	
1 Jaylon Young	05:19	0-2	0-1	2-2	0	0	0	1	1	2	0	1	1	0	0	0	SPT% 6-7 85.7%
31 Thierno Sylla	01:46	0-0	0-0	0-0	0	0	0	0	0	0	0	0	0	0	2	FT% 17-20 85.0%	
Team					1	3	4	0	0	0							
Totals		21-54	6-27	17-20	14	23	37	17	15	65	9	13	6	4	4	-6	
Houston - 71											Record: 14-1 (2-0)						
NO. Name	Min	FG M/A	3P M/A	FT M/A	Rebounds OR DR TOT	Fouls PF FD	TP	AS	TO	ST	Blocks BS BA +/-	Shooting By Period					
13 J'wan Roberts	F 33:49	5-10	0-0	2-2	4	1	5	2	3	12	1	0	0	1	1	0	1st FG% 16-38 42.1%
25 Jarace Walker	F 16:59	0-5	0-1	2-2	2	1	3	3	2	2	1	0	0	1	0	-6	SPT% 4-10 40.0%
0 Marcus Sasser	G 38:42	7-20	3-8	1-2	1	3	4	0	1	18	2	2	3	0	1	3	FT% 3-3 100%
1 Jamal Shead	G 38:29	3-12	1-6	4-4	1	3	4	2	2	11	4	3	2	0	1	3	2nd FG% 6-26 30.8%
12 Tramon Mark	G 34:51	6-9	2-3	5-7	2	4	6	2	5	19	1	2	1	1	1	11	SPT% 2-9 22.2%
5 Ja'Vier Francis	19:38	3-5	0-0	3-4	2	5	7	4	2	9	1	1	2	1	1	10	FT% 14-16 77.8%
21 Emanuel Sharp	08:25	0-2	0-1	0-0	2	2	2	0	0	0	0	0	0	0	2	GM FG% 24-64 37.5%	
32 Reggie Chaney	09:07	0-1	0-0	0-0	1	1	2	0	0	0	0	1	0	0	6	SPT% 6-19 31.6%	
Team					7	2	9	0	0	0							
Totals		24-64	6-19	17-21	19	22	41	15	17	71	10	8	9	4	4	6	
UCF at Houston											Record: 10-4 (1-1)						
NO. Name	Min	FG M/A	3P M/A	FT M/A	Rebounds OR DR TOT	Fouls PF FD	TP	AS	TO	ST	Blocks BS BA +/-	Shooting By Period					
2 Michael Durr	F 32:20	2-5	0-0	1-2	4	4	8	4	3	5	1	2	0	2	1	5	1st FG% 10-25 40.0%
25 Taylor Hendricks	F 37:14	4-11	1-7	5-5	3	2	5	0	3	14	2	0	1	1	0	-8	SPT% 2-10 20.0%
3 Darius Johnson	G 37:26	5-12	1-6	6-6	1	7	8	5	5	17	4	5	3	1	1	-2	FT% 9-10 90%
12 Ithiel Horton	G 34:45	6-13	2-8	0-0	3	5	8	1	0	14	1	2	0	0	-8	SPT% 11-29 37.9%	
13 C.J. Kelly	G 37:57	4-11	2-5	1-3	2	1	3	4	2	11	1	2	1	0	1	1	SPT% 4-17 23.5%
0 Lathai Thiouane	03:19	0-0	0-0	0-0	0	0	0	2	0	0	0	0	0	0	-12	FT% 8-10 80%	
4 Brandon Suggs	09:54	0-0	0-0	2-2	0	1	1	1	2	0	1	0	0	0	-8	GM FG% 21-54 38.9%	
1 Jaylon Young	05:19	0-2	0-1	2-2	0	0	0	1	1	2	0	1	1	0	0	0	SPT% 6-7 85.7%
31 Thierno Sylla	01:46	0-0	0-0	0-0	0	0	0	0	0	0	0	0	0	0	2	FT% 17-20 85.0%	
Team					1	3	4	0	0	0							
Totals		21-54	6-27	17-20	14	23	37	17	15	65	9	13	6	4	4	-6	
Houston - 71											Record: 14-1 (2-0)						
NO. Name	Min	FG M/A	3P M/A	FT M/A	Rebounds OR DR TOT	Fouls PF FD	TP	AS	TO	ST	Blocks BS BA +/-	Shooting By Period					
13 J'wan Roberts	F 33:49	5-10	0-0	2-2	4	1	5	2	3	12	1	0	0	1	1	0	1st FG% 16-38 42.1%
25 Jarace Walker	F 16:59	0-5	0-1	2-2	2	1	3	3	2	2	1	0	0	1	0	-6	SPT% 4-10 40.0%
0 Marcus Sasser	G 38:42	7-20	3-8	1-2	1	3	4	0	1	18	2	2	3	0	1	3	FT% 3-3 100%
1 Jamal Shead	G 38:29	3-12	1-6	4-4	1	3	4	2	2	11	4	3	2	0	1	3	2nd FG% 6-26 30.8%
12 Tramon Mark	G 34:51	6-9	2-3	5-7	2	4	6	2	5	19	1	2	1	1	1	11	SPT% 2-9 22.2%
5 Ja'Vier Francis	19:38	3-5	0-0	3-4	2	5	7	4	2	9	1	1	2	1	1	10	FT% 14-16 77.8%
21 Emanuel Sharp	08:25	0-2	0-1	0-0	2	2	2	0	0	0	0	0	0	0	2	GM FG% 24-64 37.5%	
32 Reggie Chaney	09:07	0-1	0-0	0-0	1	1	2	0	0	0	0	1	0	0	6	SPT% 6-19 31.6%	
Team					7	2	9	0	0	0							
Totals		24-64	6-19	17-21	19	22	41	15	17	71	10	8	9	4	4	6	
UCF at Houston											Record: 10-4 (1-1)						
NO. Name	Min	FG M/A	3P M/A	FT M/A	Rebounds OR DR TOT	Fouls PF FD	TP	AS	TO	ST	Blocks BS BA +/-	Shooting By Period					
2 Michael Durr	F 32:20	2-5	0-0	1-2	4	4	8	4	3	5	1	2	0	2	1	5	1st FG% 10-25 40.0%
25 Taylor Hendricks	F 37:14	4-11	1-7	5-5	3	2	5	0	3	14	2	0	1	1	0	-8	SPT% 2-10 20.0%
3 Darius Johnson	G 37:26	5-12	1-6	6-6	1	7	8	5	5	17	4	5	3	1	1	-2	FT% 9-10 90%
12 Ithiel Horton	G 34:45	6-13	2-8	0-0	3	5	8	1	0	14	1	2	0	0	-8	SPT% 11-29 37.9%	
13 C.J. Kelly	G 37:57	4-11	2-5	1-3	2	1	3	4	2	11	1	2	1	0	1	1	SPT% 4-17 23.5%
0 Lathai Thiouane	03:19	0-0	0-0	0-0	0	0	0	2	0	0	0	0	0	0	-12	FT% 8-10 80%	
4 Brandon Suggs	09:54	0-0	0-0	2-2	0	1	1	1	2	0	1	0	0	0	-8	GM FG% 21-54 38.9%	
1 Jaylon Young	0																



## Game 15 • UCF 64, East Carolina 61 January 4, 2023 Greenville, N.C.

UCF at East Carolina													Game Time: 7:00 PM				
2022-23 Men's Basketball													Game Duration: 2:30				
Officials: Joe Lindsay, Bryon Jarrett, Chris Beaver													Attendance: 3,675				
<b>UCF - 64</b>																	
Record: 11-4 (2-1)																	
NO.	Name	Min	FG	3P	FT	Rebounds	Fouls	TP	AS	TO	ST	Blocks	+/-				
MA	MA	MA	OR	DR	TOT	PF	FD					BS	BA				
2	Michael Durr	20:49	2-3	0-0	0-0	2	4	4	2	4	1	1	0	0	-4		
25	Taylor Hendricks	F 20:49	4-9	0-2	4-4	1	4	5	4	12	3	4	0	2	0		
3	Darius Johnson	G 24:40	3-8	1-2	0-0	0	1	1	2	7	3	1	1	0	5		
12	Ithiel Horton	G 25:19	2-9	0-4	0-0	1	7	0	0	4	2	0	0	0	12		
13	C.J. Kelly	G 33:04	9-13	4-6	8-10	1	2	4	6	30	1	4	1	0	11		
0	Lahat Thioune	13:27	1-2	0-0	0-0	0	4	4	3	1	2	0	0	0	11		
1	Jaylon Young	17:17	1-4	0-1	2-2	2	1	3	1	4	0	1	0	0	-8		
4	Brandon Suggs	20:13	0-3	0-0	1-2	1	4	5	1	3	1	0	2	0	-14		
31	Thierno Sylla	02:27	0-0	0-0	0-0	0	1	1	1	0	0	0	0	0	-2		
Team			22-51			15-18			10-28			20-19			64-10		
Totals			22-51			15-18			10-28			20-19			64-10		
Technical Fouls: NONE																	
<b>East Carolina - 61</b>																	
Record: 10-6 (1-2)																	
NO.	Name	Min	FG	3P	FT	Rebounds	Fouls	TP	AS	TO	ST	Blocks	+/-				
MA	MA	MA	OR	DR	TOT	PF	FD					BS	BA				
2	Erza Aucsar	F 26:26	6-10	0-0	0-4	1	0	1	5	3	2	0	2	1	-13		
23	Brandon Johnson	F 29:27	5-5	3-3	3-4	2	4	6	4	4	16	1	1	0	-3		
1	Kalib LaCount	G 12:47	0-3	0-3	0-3	0	0	0	0	1	2	0	0	0	0		
3	RJ Felton	G 37:23	5-14	3-7	3-3	2	1	3	2	5	16	1	0	0	-6		
10	Wynton Tabbs	G 21:34	1-6	1-5	2-2	1	1	2	2	5	1	0	0	0	1		
12	Javon Small	30:55	2-12	1-6	0-0	1	5	6	2	1	5	8	3	0	-5		
21	Jalen Walker	30:48	0-6	0-3	2-4	2	3	5	3	2	2	0	3	0	-5		
24	Luday Debaat	10:01	1-1	0-0	1-2	1	2	3	3	2	3	0	1	0	7		
11	Valentino Pinedo	00:39	0-0	0-0	0-0	0	0	0	0	0	0	0	1	0	0		
Team			22-46			13-22			19-20			61-13			9-6		
Totals			22-46			13-22			19-20			61-13			9-6		
Technical Fouls: NONE																	
Biggest lead	UCF		ECU		Points from Turnovers			UCF			ECU			Period by Period Scoring			
Best Scoring Run			9 (2 <sup>nd</sup> 6:39)			6 (1 <sup>st</sup> 5:24)			30			24			UCF 25 39 64		
Lead Changes			7			8			UCF 25			39			64		
Times Tied			4			6			ECU 27			34			61		
Time with Lead			24:17			12:13			7			10					

GREENVILLE, N.C. – The UCF men's basketball team earned its first road conference victory of the season as the Knights topped East Carolina 64-61 on Wednesday night to improve to 11-4 on the season and 2-1 in American Athletic Conference competition. C.J. Kelly led the way for the Knights, posting a career-high 30 points while gathering a trio of rebounds and an assist.

"We battled through a lot of adversity tonight, but our guys hung in there, showed a lot of composure through different swings of runs they were making. I like what we did at the end," said head coach Johnny Dawkins.

Not much happened in the first five minutes of the contest as the Knights held a slim 7-5 lead. From there, the Black and Gold went on a bit of a run, scoring 10 of the next 15 points in the ballgame, six of which belonged to Kelly.

Back and forth action ensued on both ends of the floor as the Pirates begin to claw their way back from a 17-10 deficit. ECU pulled even at 18-18 and then took a 21-20 lead with 8:31 to go. Their lead swelled to a game high six points in the next three minutes, hitting three of their next four shots.

The score stood at 27-25 after a pair of Taylor Hendricks free throws, an ECU free throw, and a Darius Johnson three pointer. Nobody on either side scored for the final 4:14 of the first half, sending UCF into the locker room trailing at the break for just the fifth time this season.

Kelly led all scorers with 11 points at the half, shooting four-of-five from the field and three-of-four from long range.

The Knights had a quick surge out of the locker room, scoring two straight buckets to go on top 29-27 and force an early ECU timeout.

The Pirates took a brief 34-33 lead with 14:31 left in the game after taking advantage of a Knight turnover. It was their final lead of the night and it lasted 20 seconds as Johnson went the other way and made a layup to put UCF back in front for good.

Kelly made his final three-pointer of the game with 12:21 left to give the Black and Gold a 40-34 advantage. The rest of the way, Kelly imposed his will driving into the paint and drawing fouls. After not making it to the line in the first half, he went eight-for-ten from the charity stripe down the stretch, achieving his career high while at the line with 27 seconds to go to put the Knights up 62-58.

ECU made a quick layup the other way to trim UCF's edge to two. Kelly again went to the line and sunk his 29th and 30th points of the evening to put the Knights up four. The Pirates drew a foul going the other way and made just one of their two free throws to make it 64-61. The second free throw was an intentional miss, giving ECU a final chance at a game-tying bucket. The Pirates got two looks at it from beyond the arc but couldn't sink either, giving UCF its second conference win on the year.

The Knights have won 15 straight games against ECU, with the last loss coming back on Mar. 12, 2015 with an 81-80 final in overtime. UCF will face the Pirates one final time as conference mates in the last game of the regular season slate, hosting ECU on Mar. 5 at 2 p.m.

Kelly is the first Knight to score 30 points since Brandon Mahan posted 32 in UCF's upset win at No. 15 FSU on Dec. 19, 2020. No member of the Black and Gold had gotten to 25 points since Darius Green Jr. tallied 27 on Dec. 30, 2021 vs. Michigan.

"He stayed aggressive," said Dawkins of Kelly. "I thought he was focused throughout the game. I think he got going early and once he got going, we kept him going with things we were running to make sure he stayed involved. I thought he stayed aggressive throughout."

Kelly's previous career high of 27 points came almost exactly two years ago, back on Jan. 2, 2021 on the road at Vermont. He helped his then-Albany squad to a 63-62 victory, going eight-for-seventeen from the field, three-of-ten from three and eight-of-nine at the line. Wednesday's contest saw him finish nine-of-thirteen shooting including four-of-eight from beyond the arc.

As a team, the Knights shot 43.1% from the field, the 10th occurrence in 15 games where they've shot better than 40%. The Black and Gold held ECU to 35.1% from the field, improving on an already top-25 ranked season average of 38.7% coming into the night. The Knights entered the contest with the 23rd ranked field goal percentage defense and 18th scoring defense, holding foes to 60.4 points per game.

## Game 16 • UCF 85, SMU 53 January 8, 2023 Orlando, Fla.

SMU at UCF													Game Time: 2:00 PM				
2022-23 Men's Basketball													Game Duration: 2:07				
Officials: Tony Greene, Doug Shows, Keith Kimble													Attendance: 4,576				
<b>SMU - 53</b>																	
Record: 6-10 (1-2)																	
NO.	Name	Min	FG	3P	FT	Rebounds	Fouls	TP	AS	TO	ST	Blocks	+/-				
MA	MA	MA	OR	DR	TOT	PF	FD					BS	BA				
11	Samuel Williamson	F 23:55	4-5	0-0	0-2	0	3	3	3	8	2	2	1	1	0		
22	Keon Ambrose-Hylton	F 21:58	4-4	0-0	1-3	1	3	4	1	2	9	0	1	0	-20		
23	Ele Odigie	F 30:02	4-7	0-0	3-3	1	2	3	2	4	11	1	1	0	1		
2	Jalen Smith	G 20:13	0-3	0-3	0-0	0	0	0	0	0	2	3	0	0	-19		
10	Zach Nutall	G 27:33	1-8	1-5	3-4	0	3	3	2	6	1	3	1	0	-26		
0	Jefferson Koulibaly	19:50	2-4	1-1	1-2	1	0	1	3	1	6	0	1	2	0		
33	Franklin Aquanime	05:13	0-1	0-0	0-0	0	0	0	1	0	0	0	0	0	-9		
3	Stefan Todrovic	14:52	0-3	0-2	0-0	2	2	0	1	0	0	2	0	0	-10		
5	Ricardo Wright	07:33	0-9	0-2	1-2	0	0	0	3	3	13	1	1	0	-15		
15	Darius Ochoa	23:18	0-0	0-0	0-0	0	1	1	0	0	0	0	0	0	-4		
13	Mo Njie	02:22	0-1	0-0	0-0	0	0	0	0	0	0	0	0	0	0		
20	Xavier Foster	02:22	0-0	0-0	0-0	0	0	0	0	0	0	0	0	0	0		
35	Jackson Young	01:12	0-0	0-0	0-0	0	0	0	0	0	0	0	0	0	1		
31	Trey Uitter	00:27	0-0	0-0	0-0	0	0	0	0	0	0	0	0	0	0		
Team			20-45			14-17			9-16			14-15			53-7		
Totals			20-45			14-17			9-16			14-15			53-7		
Technical Fouls: NONE																	
Biggest lead	SMU		UCF		Points from Turnovers			SMU			UCF			Period by Period Scoring			
Best Scoring Run			2 (1 <sup>st</sup> 19:24)			35 (2 <sup>nd</sup> 0:35)			10			18			SMU 25 28 53		
Lead Changes			1			6			13			13			UCF 34 51 85		
Times Tied			1			7			12			12					
Time with Lead			01:21			38:17			19			31					

ORLANDO – Senior guard Ithiel Horton and the UCF men's basketball team didn't need to be reminded of the heightened importance of the remainder of the squad's 2022-23 schedule.

On the back of Horton's team-leading and season-high 21-point performance, as well as five players who finished in double-digits, the Knights produced a dominant 85-53 victory over the visiting SMU Mustangs at Addition Financial Arena Sunday afternoon as the program officially crossed over into the second half of the season.

The winning effort, in which Horton, Taylor Hendricks, Iyem Freeman, Jaylon Young and Brandon Suggs each hit double digits, represented the Knights' second game this season with at least five players scoring 10 points or more, and the first since their season-opener against UNC Asheville.

Young also wrapped up his first career double-double in the win with 11 points and 10 rebounds, marking his third double-digit scoring game of the year and his first since Dec. 11 against Tarleton. UCF (12-4, 3-1 AAC), meanwhile, clinched its third win in its first four conference games this season, with the lone loss to No. 3 Houston.

"I thought for 40 minutes it was a really good effort by our team and the energy was there," said head coach Johnny Dawkins. "We did a good job getting stops and it always starts there for us. When we're getting stops and making it difficult for the other team, it leads to us having some good things on the offensive end."

Led by Horton, one of the Knights' more consistent scorers through their first 15 games of the season, UCF jumped out to an early 12-4 lead through the contest's first 7:20 of game time.

The guard, who had notched double-digit points in five of his last seven games including his previous season-high 19 points on Dec. 17, followed a Michael Durr two-point

jumpshot with a layup of his own and drilled the Knights' second triple of the afternoon minutes after Hendricks knocked down the first.

SMU (6-10, 1-2 AAC) fought its way back to within one point with a quick seven points, but the Knights again managed to distance themselves from their counterparts with a 13-7 stretch midway through the first half. With his team leading 12-11, Hendricks cashed in with his second field goal of the day before Horton again took over.

The senior converted both attempts from the free throw line and added his second 3-pointer of the half in producing seven of the Knights' 13 points during the run, boosting UCF to a 25-18 advantage with just over four minutes to play in the half.

On the other end, the Knights' defense paved way for a strong finish to the half, allowing just three field goals the rest of the way. Redshirt sophomore guard Jaylon Young, meanwhile, tallied four quick points before Hendricks threw down an electric buzzer-beating dunk to send the Knights to the locker room with a 34-25 lead.

"I wasn't surprised," Horton said of Young's performance. "I knew 'Jay' was going to come in and step up. His role has diminished a little bit now that [Darius Johnson] was coming back, but I hope they don't forget what 'Jay' was doing for us in the first half of the season."

UCF carried its momentum over into the second 20 minutes of play, bursting out of the break with two more triples from Horton and a third off the fingertips of C.J. Kelly.

Following a made field goal and converted free throw from Young, Horton set a new season-high with his 19th and 20th points of the game via a put-back layup off a missed Kelly 3-point try, pushing the Knights' lead to 48-32 just under five minutes into the second half.

Horton's 21-point display marked his most productive game of the year and

his most robust point total since he scored 25 points on Feb. 9, 2022 with Pittsburgh.

"He was aggressive, he was looking for his opportunities and he took advantage of them," Dawkins said of Horton. "He's a good basketball player and I think it showed just in this game, but in several games. Today probably was his best overall offensive game."

Overall, the Knights outscored the Mustangs 51-28 in the second half en route to their 32-point win, and 13 points from Freeman and Hendricks, in addition to 10 from Suggs, complemented Horton's big day. Their 51 points in the second half marked their highest output in a single half since the team scored 54 points in the second half of its 85-71 win over Michigan Dec. 30, 2021.

The Black and Gold heavily out rebounded the Mustangs in Sunday's contest to the tune of a 38-19 advantage. It is the lowest number of rebounds surrendered by the Knights this season.

The 85 points scored is the most by the Knights in regulation this season and the third time total. UCF scored 95 in its opening night double overtime loss to UNC Asheville and 80 in an overtime victory against Samford.

The victory is the Knights' second 30+ point win of the season, the other being a 70-37 final over Western Illinois. Sunday's 32-point win over the Mustangs isn't the biggest in the series history between the two sides as UCF nearly doubled SMU's score with a 95-48 result back on Feb. 24, 2019.

The all-time series between the two sides now sits at a 14-11 advantage in favor of SMU. The Knights earned victory in five of the last eight meetings, including four of them at home. The Mustangs are one of two teams that the Black and Gold face just once in conference play this year, meaning that this was the last American Athletic Conference regular season contest featuring both squads.



## Game 17 • UCF 107, Memphis 104 (2OT) January 11, 2023 Orlando, Fla.

Official Basketball Box Score - Final												Game Time: 7:00 PM					
Memphis at UCF												Game Duration: 2:47					
01/11/23 Addition Financial Arena, Orlando												Attendance: 6,812					
2022-23 Men's Basketball												Officials: Joe Lindsay, Tony Chisaza, DJ Carsten					
<b>Memphis - 104</b>												Record: 12-5 (2-2)					
NO. Name	Min	FG	3P	FT	Rebounds	Fouls	TP	AS	TO	ST	Blocks	+/-	Shooting By Period				
0 Elijah McCadden	F 37:26	8-10	0-0	2-2	3 4 7 4 1	1	18	0	1	1	1	9	1st FG%	15-28 53.6%			
4 Chandler Lawson	F 22:40	1-1	0-0	0-0	0 3 3 4 0	0	2	0	1	1	0	1	3PT%	1-9 11.1%			
12 DeAndre Williams	F 31:43	3-11	1-3	3-4	1 4 5 5 3	0	20	4	1	1	0	3	FT%	9-10 90%			
2 Alex Lomax	G 30:35	2-6	1-2	0-0	0 1 1 4 0	0	5	1	2	0	0	0	2nd FG%	13-27 48.1%			
3 Kendrick Davis	G 46:40	10-23	1-7	21-23	1 4 5 2 16	42	4	4	2	0	1	3	3PT%	3-5 60.0%			
1 Keontie Kennedy	27:58	6-7	2-3	0-0	1 2 3 5 3	14	0	1	1	0	0	-2	FT%	9-10 90%			
5 Keodricht Akobundu-Hoghu	10:47	1-2	0-0	2-2	0 0 0 1 1	1	4	0	0	0	2	-1	OT FG%	7-14 50.0%			
11 Johnathan Lawson	10:15	1-2	1-2	0-0	1 1 2 2 0	3	1	1	1	0	0	-8	3PT%	2-4 50.0%			
55 Damarria Franklin	31:56	3-7	0-1	0-0	2 3 5 2 1	6	4	1	0	1	0	-7	FT%	10-11 90.9%			
Team					2 3 5	0	0	2					GM FG%	35-69 50.7%			
Totals	35-69	6-18	28-31	11 25	36 29 25	104	14	14	7	5	6	-3	3PT%	8-18 33.3%			
												Dead Ball Rebounds: 2, 0					
												Technical Fouls: NONE					
<b>UCF - 107</b>												Record: 13-4 (4-1)					
NO. Name	Min	FG	3P	FT	Rebounds	Fouls	TP	AS	TO	ST	Blocks	+/-	Shooting By Period				
0 Lahat Thioune	F 20:13	1-2	0-0	0-0	1 1 2 1 1	2	1	1	2	1	0	4	1st FG%	11-26 42.3%			
25 Taylor Hendricks	F 36:21	5-13	2-7	0-0	2 4 6 5 1	12	3	2	2	0	0	1	3PT%	7-13 53.8%			
1 Jayhlon Young	G 22:59	2-4	2-2	1-2	0 3 3 5 2	7	1	2	0	0	1	-6	FT%	13-14 92.9%			
4 Brandon Suggs	G 47:30	4-10	2-4	7-7	4 2 6 3 7	17	3	5	0	0	2	3	2nd FG%	12-27 44.4%			
12 Ithiel Horton	G 44:58	8-18	5-10	9-9	1 2 3 4 5	30	1	3	0	1	1	7	3PT%	5-11 45.5%			
13 C.J. Kelly	37:01	3-7	3-5	12-13	0 5 5 2 9	21	7	3	0	1	0	-7	FT%	7-8 87.5%			
31 Thierno Sylla	06:42	1-4	0-1	0-0	2 0 2 2 0	2	0	0	0	1	0	-8	OT FG%	6-16 37.5%			
11 Tyem Freeman	22:59	2-5	0-1	4-6	2 3 0 4 8	8	3	0	0	0	1	1	3PT%	4-11 36.4%			
5 P.J. Edwards	11:17	3-6	2-5	0-0	1 1 0 3 0	8	0	1	0	0	0	6	FT%	13-15 86.7%			
Team					4 4 8	0	0	1					GM FG%	29-69 42.0%			
Totals	29-69	16-35	33-37	17 24	41 25 29	107	19	18	4	6	5	3	3PT%	16-35 45.7%			
												Dead Ball Rebounds: 2, 0					
												Technical Fouls: NONE					
												Period by Period Scoring					
		MEM		UCF		Turnovers		MEM		UCF		1st		2nd		TOT	
Biggest lead		14 (2nd 16:02)		13 (1st 13:08)		26		19		40		38		9		17	
Best Scoring Run		18 (2nd 16:02)		11 (1st 13:08)		56		24		42		36		9		20	
Lead Changes		8				15		19		42		36		9		107	
Times Tied		7				24		15		42		36		9		107	
Time with Lead		24:35		20:57		27		39		42		36		9		107	

ORLANDO - The Knights overcame.

A visiting conference opponent enjoying an equally strong 12-4 start. A blown 13-point first-half lead. Sixteen unanswered points allowed to begin the second half. A 14-point deficit. Freshman phenom Taylor Hendricks fouling out in the waning minutes of regulation.

The Knights overcame. Nothing could, or would, slow Johnny Dawkins' UCF men's basketball team Wednesday night, as Orlando's Hometown Team downed the visiting Memphis Tigers in a double-overtime thriller, 107-104, in front of a packed Addition Financial Arena in arguably the team's gutsiest performance of the season thus far.

"Chaotic," said senior guard C.J. Kelly of the evening. "It was really wild, back-and-forth. You can't script this type of game, it was really unexpected."

Trailing 74-65 with five minutes remaining in regulation, the Knights (13-4, 4-1 AAC) never gave in. Ithiel Horton, who would finish with a team-leading 30 points, brought UCF to within nine with a layup that would prove to pave the Knights' way to overtime. Redshirt junior guard Tyem Freeman added two more points, and Horton piled on two more free throws.

It was then Brandon Suggs' turn, with a layup of his own, and then Hendricks with two more points. Even two more Tigers (12-5, 2-2 AAC) free throws that pushed the score to 78-73 in the final minute couldn't faze the Knights. Kelly drilled two more free throws, and following a timely Memphis turnover, Horton was nails beyond the arc with a game-tying triple, his third of an eventual five, to send the contest to an extra frame tied at 78.

"Our guys have been in these situations before," Dawkins said. "This was our [fourth] overtime, a double-overtime game, so we've been in this situation where we've been

down in the second half and had to make runs. I was just telling our guys, 'We've been here before, let's just keep our composure, let's keep playing possession by possession, and let's try to work our way back into the ballgame.'"

Both squads traded pairs of free throws until P.J. Edwards hit a 2-point jump shot and Horton knocked down another 3-pointer, but five more quick points from the Tigers forced the second overtime.

"Our strength is in our numbers," Kelly added. "We're a resilient team and we fight. We feel like we're never out of a game; I think that causes us sometimes to be in dogfights because we're never out of a game. So once we get that mindset, those last three minutes, we play like that the whole game, that'll take us to another level."

Horton retained command in the second overtime, opening with five points including his fifth 3-pointer, his second such game this season. Edwards, who entered the game with a combined four points in seven appearances, drained the first of his two triples in double overtime, and five UCF free throws down the stretch finally sealed the 3-point win, the Knights' fifth in their last six home tilts against Memphis.

Horton, fresh off a 21-point performance in the team's Sunday win over SMU, added 30 more Wednesday evening that fell one point shy of tying his career-high 31-point day with Delaware on Jan. 10, 2019.

"We didn't see any panic, I didn't think we rushed a lot, and we just worked our way back, culminating in a really good shot with Ithiel," Dawkins continued.

Ignited by a Lahat Thioune block just 24 seconds into the contest that elicited a thunderous roar from a packed house, the Knights rode the electricity and rocketed out to an early 21-9 edge over the Tigers.

Ithiel Horton drew a shooting foul on

his first layup attempt and converted the try from the line for UCF's first three points before Jayhlon Young drained the first of seven Knights triples in the opening 20 minutes.

Suggs kept the pressure on Memphis with four straight made free throws before Horton and Suggs again forced a roar from the near-sold-out crowd. The duo drilled three consecutive 3-point shots, two of which came from the former, to give the Knights a 19-6 lead.

Hendricks, winner of five AAC Rookie of the Week honors thus far, quickly added his first two points to push the Knights' advantage to 21-9 with just over 12 minutes left in the half before the Tigers clawed their way back into the affairs.

The visitors climbed all the way back, compiling a 23-6 run to take their first lead of the game, 25-24, with just over seven minutes remaining, but five converted free throws and triples courtesy of Hendricks and Kelly pushed the Knights to a 42-40 halftime lead.

Memphis roared out of the break with 16 unanswered points, but the Knights would not be denied. Suggs hit the first of four quick triples, followed by Hendricks, Kelly and Young before UCF completed its late second-half comeback.

The Knights totaled seven triples in the first half alone, and their 16 on the night was tied for the most in program history, equalling the 2004 Knights' 16 3-pointers on Feb. 28, 2004. The team's 107 points also marked the most since its 115-61 win over West Florida on Nov. 12, 2010.

One game removed from snagging 38 rebounds against SMU, the Knights grabbed 41 more Wednesday evening as well, including 17 on the offensive side and 24 more on the defensive end. UCF entered the evening with an average rebounding margin of +5.1, which ranked 59th in the country.

## Game 18 • Tulane 77, UCF 69 January 14, 2023 New Orleans, La.

Official Basketball Box Score - Final												Game Time: 1:00 PM					
UCF at Tulane												Game Duration: 1:58					
01/14/23 Aaron B. Fogelman Arena in Devin Fieldhouse, New Orleans												Attendance: 1,634					
2022-23 Men's Basketball												Officials: Sean Casady, Zelon Steed, Randy Heimerman					
<b>UCF - 69</b>												Record: 13-5 (4-2)					
NO. Name	Min	FG	3P	FT	Rebounds	Fouls	TP	AS	TO	ST	Blocks	+/-	Shooting By Period				
25 Taylor Hendricks	F 36:42	5-8	2-4	3-4	4 7 11 1 3	15	4	0	1	3	0	-5	1st FG%	10-36 27.8%			
1 Jayhlon Young	G 27:04	1-5	1-2	0-0	0 1 1 1 1	3	4	3	1	0	0	0	FT%	1-6 6.3%			
4 Brandon Suggs	G 17:28	2-5	1-2	0-0	1 4 5 3 0	5	2	2	1	0	0	-5	2nd FG%	2-3 66.7%			
11 Tyem Freeman	G 32:34	9-14	1-3	3-4	2 5 7 4 4	22	4	1	1	0	1	1	3PT%	15-32 46.9%			
12 Ithiel Horton	G 31:47	2-17	1-10	0-0	0 4 4 4 1	5	1	4	1	0	1	-9	3PT%	8-17 47.1%			
13 C.J. Kelly	22:52	5-9	3-6	4-4	1 2 3 3 3	17	3	4	1	1	0	-4	FT%	9-9 88.9%			
0 Lahat Thioune	06:08	0-1	0-0	0-0	0 1 1 1 0	0	0	0	1	0	0	-12	GM FG%	25-68 36.8%			
5 P.J. Edwards	08:18	0-6	0-4	0-0	1 1 2 1 0	0	0	0	0	0	0	-13	3PT%	9-33 27.3%			
31 Thierno Sylla	17:07	1-3	0-2	0-0	1 1 6 4 0	2	0	3	1	2	0	-7	FT%	10-12 83.3%			
Team					1 5 6	0	0	0					Dead Ball Rebounds: 2, 0				
Totals	25-68	9-33	10-12	11 31	42 22 12	69	18	18	7	6	4	-8	Technical Fouls: NONE				
<b>Tulane - 77</b>												Record: 12-5 (5-1)					
NO. Name	Min	FG	3P	FT	Rebounds	Fouls	TP	AS	TO	ST	Blocks	+/-	Shooting By Period				
24 Kevin Cross	F 35:52	6-9	0-0	4-4	1 7 8 2 3	3	16	7	6	1	2	1	6	1st FG%	11-27 40.7%		
11 Zion James	G 34:03	2-4	0-0	1-3	0 7 7 3 4	5	1	1	5	0	0	11	3PT%	4-9 44.4%			
3 Jalen Cook	G 36:01	7-19	2-9	5-6	1 2 3 2 4	21	3	3	5	0	1	4	FT%	12-14 85.7%			
23 R.J. McGee	G 24:37	2-3	0-1	0-0	0 3 3 3 0	4	1	1	1	0	0	16	2nd FG%	13-30 43.3%			
25 Jaylen Forbes	G 37:42	7-17	3-8	10-10	1 5 6 2 5	27	1	2	3	0	3	5	3PT%	1-9 11.1%			
5 Collin Holloway	13:53	0-2	0-0	0-0	0 4 4 0 4	0	0	0	1	0	1	-9	FT%	12-13 92.3%			
33 Tylan Pope	11:09	0-1	0-0	4-4	1 2 3 0 2	4	0	0	0	0	1	-3	GM FG%	24-57 42.1%			
2 Jadran Coleman	06:43	0-2	0-0	0-0	0 1 1 0 0	0	0	0	1	0	1	-10	3PT%	5-18 27.8%			
Team					0 0	0	0						FT%	24-27 88.9%			
Totals	24-57	5-18	24-27	4 31	35 12 22	77	13	14	15	4	6	8	Dead Ball Rebounds: 1, 1				
												Technical Fouls: NONE					
												Period by Period Scoring					
		UCF		TUL		Turnovers		UCF		TUL		1st		2nd		TOT	
Biggest lead		2 (1st 19:46)		19 (2nd 17:42)		12		27		23		46		69		107	
Best Scoring Run		10 (2nd 16:05)		9 (1st 8:25)		26		32		38		39		77		107	
Lead Changes		1				11		4		42		38		9		107	
Times Tied		1				17		15		42		38		9		107	
Time with Lead		00:24		38:46		19		4		42		38		9		107	

NEW ORLEANS - The UCF men's basketball team saw its three-game winning streak snapped by Tulane as they fell by a final 77-69. Tyem Freeman led the Knights in scoring with a career-high 22 points in his first start of the season and second of his career.

"We have to keep getting better," said head coach Johnny Dawkins. "We have to learn from this game. It was a tough environment and we have to grow from it. It's all about trying to get better throughout the season and there will probably be a lot of lessons when we go back and watch the film that we can learn from."

The Knights struggled from the field throughout the first half, making just one three pointer in 16 attempts and shooting 27.8% from the field in total. Freeman and Taylor Hendricks led the Knights in scoring with seven points each. The score at halftime read 38-23.

Tulane continued to surge out of the halftime locker room, building a lead as big as 19 with 17:24 left to play.

UCF didn't go quietly though, fighting back with four straight makes to cut the deficit to nine. Brandon Suggs and Jayhlon Young hit one three pointer each while Freeman gathered a pair of layups on the run.

The Green Wave once more built their lead to 17, going up 56-39 with 12:50 to go. The Knights once again rallied, going on a 13-2 run to cut the lead to just six at 58-52 with just under nine minutes remaining.

The Knights continued to keep the contest close, never trailing by more than 10 down the final nine-minute stretch. UCF cut the Tulane edge to three points after a made jump shot from Freeman, who was crucial down the stretch as the Knights worked their way back with 3:08 on the clock.

Both sides couldn't find a way to score during the next two minutes, leaving the game up in the air as the seconds ticked away. It wasn't until 36 seconds were left on the clock that Tulane was able to make a layup to go back up five. A quartet of free throws inside 24 seconds left ended UCF's hopes of a comeback.

The Knights looked like more of themselves from the three-point arc in the second, going eight-of-seventeen from beyond the arc, good enough for a 47.1% clip. They finished the contest with a 27.8% mark while going 36.8% from the field.

Hendricks finished the contest with 15 points and 11 rebounds, tallying his fourth double-double of the season. He now has scored 15 points or more in 10 of UCF's 18 games and has been in

double digits in 15 contests. Hendricks also tallied three blocks, improving his streak to 10 straight games with a rejection.

Freeman far exceeded his career-high in points, netting 22 points to top his previous best of 14 achieved at Temple on Dec. 15, 2021. He also tied his career high in rebounds with seven and set a season high in assists with four.

Kelly scored 17 points in the contest and has tallied 15 points or more in three of the last four games.

The Knights are now 13-5 overall and 4-2 in conference play. Houston, Tulane and Temple sit ahead of UCF currently with conference records of 5-0, 5-1 and 4-1 respectively.

Official Basketball Box Score - Final															Game Time: 12:00 PM			
UCF at South Fla.															Game Duration: 2:09			
01/21/23 Youngling Center, Tampa, FL															Attendance: 5,715			
2022-23 Men's Basketball															Officials: Donald Carstensen, Landon Brandes, Tony Green			
<b>UCF - 72</b> Record: 13-5 (4-3)																		
NO.	Name	Min	FG	3P	FT	Rebounds	Fouls	TP	AS	TO	ST	Blocks	BS	BA	+/-	Shooting By Period		
0	Lahat Thioune	F 19:22	1-4	0-0	0-0	1 2 3 4 0	0	2	0	0	1	0	1	1	-4	1st FG%	11-26 42.3%	
25	Taylor Hendricks	F 34:56	4-12	1-3	3-5	3 6 9 0 4	4	12	1	1	1	3	1	1	-4	SPT%	6-12 50.0%	
1	Jaylion Young	G 21:29	0-1	0-0	3-4	0 3 3 4 2	3	2	2	3	0	1	0	1	-7	FT%	5-8 62.5%	
4	Brandon Suggs	G 31:22	3-8	0-3	7-10	1 3 4 1 5	10	1	1	1	0	0	0	0	-11	2nd FG%	12-29 41.4%	
12	Ithiel Horton	G 34:18	5-12	3-9	2-2	0 0 0 1 1	15	2	2	1	0	0	0	0	-13	SPT%	2-10 20.0%	
13	C.J. Kelly	G 33:48	6-13	4-7	2-2	0 5 5 3 5	18	4	2	1	1	2	1	0	-10	FT%	13-17 76.5%	
11	Tyem Freeman	17:53	4-5	0-0	1-2	1 1 2 2 2	9	0	1	0	0	0	0	0	-9	GM FG%	23-55 41.8%	
31	Thierno Sylla	06:52	0-0	0-0	0-0	0 0 0 3 1	0	0	0	2	0	0	0	0	-10	SPT%	8-22 36.4%	
Team															Dead Ball Rebounds: 4.0			
<b>Totals</b>															23-55 11-26 18-25 9 21 30 18 20 72 10 12 8 4 5 -13			
															Technical Fouls: Freeman 2nd 11:32			
<b>South Fla. - 85</b> Record: 9-11 (2-5)																		
NO.	Name	Min	FG	3P	FT	Rebounds	Fouls	TP	AS	TO	ST	Blocks	BS	BA	+/-	Shooting By Period		
1	Selton Miguel	F 33:58	4-11	2-6	0-0	1 2 3 0	2	10	5	3	1	0	1	0	9	1st FG%	13-28 46.4%	
20	Sam Hines Jr.	F 20:43	5-7	1-2	0-0	0 1 1 1	5	0	11	0	2	3	1	0	9	SPT%	8-19 42.1%	
54	Russel Tothewa	C 32:20	2-3	0-0	1-2	1 0 1 2	12	3	6	5	1	4	0	1	0	14	FT%	4-5 80%
2	Tyler Harris	G 37:23	7-18	6-14	13-13	2 4 6 4	7	33	7	2	1	1	1	1	15	2nd FG%	14-33 42.4%	
24	Jamir Chaplin	G 27:48	3-6	0-2	3-3	1 2 3 1	2	9	0	1	0	0	0	0	10	SPT%	3-12 25.0%	
15	Corey Walker Jr.	19:52	3-7	2-4	0-0	4 4 4	3	0	8	3	1	3	0	1	7	FT%	16-17 94.1%	
23	Keyshawn Bryant	18:27	3-8	0-2	3-4	0 1 5	2	2	9	2	2	0	2	1	10	GM FG%	27-61 44.3%	
0	Ryan Corwell	09:29	0-1	0-1	0-0	0 1 1	0	0	0	0	0	0	0	0	1	SPT%	11-31 35.5%	
Team															Dead Ball Rebounds: 0.0			
<b>Totals</b>															27-61 11-31 20-22 15 28 41 20 17 85 18 16 6 5 4 -13			
															Technical Fouls: NONE			
															Period by Period Scoring			
															1st 2nd TOT			
															UCF 33 39 72			
															USF 38 47 85			
															Biggest lead			
															UCF 3 (1st 11:57) 15 (2nd 4:12)			
															Best Scoring Run			
															7 (1st 11:57) 8 (2nd 4:12)			
															Lead Changes			
															2			
															Times Tied			
															5			
															Time with Lead			
															01:38 34:53			

### Game 19 • South Florida 85, UCF 72 January 21, 2023 Tampa, Fla.

TAMPA, Fla. – The UCF men's basketball team was defeated by South Florida 85-72 on Saturday afternoon inside the Youngling Center.

"It was a tough game," said UCF head coach Johnny Dawkins. "Through the team records out the window and both teams were going to play their hearts out, and I thought they did. I thought we made some plays to make the game close and get some momentum back, but every time we did that they made another run or big play. Multiple times, it seemed that when an extra play that was made, they happened to be on the positive end of that."

After trailing 8-4, Ithiel Horton scored five consecutive points to give UCF a 9-8 lead. A Brandon Suggs bucket put UCF in front by three, which was the largest lead of the game for the Black and Gold. The Knights led for 1:38 of game time as South Florida took the lead back with 9:23 to play in the first half, going up 17-16 on a Tyler Harris three pointer.

The two sides were separated by just five points at halftime as South Florida took a 38-33 lead into the locker room. C.J. Kelly led UCF in scoring at the break, netting 13 points on four-of-seven shooting, all from beyond the three-point arc.

The Knights went to a 9-4 run out of halftime to level the

game at 42-42. South Florida slowly edged its way back in front as the half progressed and found a big surge of momentum with roughly five minutes remaining. Horton had cut the deficit to 69-62 with a make in the paint after a South Florida turnover. Taylor Hendricks recorded a block on the ensuing Bulls possession, but saw South Florida recover the loose ball and bang home a three to extend the lead to 10. The next possession went the same way, as Kelly blocked one out of bounds and saw the Bulls sink another three-ball to go up 13 at 75-62 with 4:41 to go.

The Black and Gold fell to 13-6 overall and 4-3 in conference play.

Four Knights finished in double figures with Kelly scoring 18 points, Horton netting 15, Brandon Suggs getting 13 and Hendricks sinking 12 and was a rebound shy of a double-double. The UCF offense was up to par on the numbers it normally posts, scoring 72 points on Saturday while averaging 72.1 this season. The defense was uncharacteristic, averaging 63.4 points a game to opponents entering the contest and allowing 85 to its War On I-4 foes.

"I thought defensively, we didn't defend like we needed to defend," said Dawkins. "We can't give up 85 points. We scored 72 points, and any game we score that many

points, we're in a position to win the ballgame. We usually give up 59 or 60 points. We were not sound like we needed to be."

The home team has won the last six meetings in the War On I-4. The Knights get another crack at the Bulls on Feb. 22 in Orlando, the penultimate home game of the season for the Black and Gold.

Official Basketball Box Score - Final															Game Time: 7:00 PM		
Houston at UCF															Game Duration: 2:12		
01/25/23 Addition Financial Arena, Orlando															Attendance: 9,383		
2022-23 Men's Basketball															Officials: K.B. Burdett Jr., Orlando Poole, Patrick Evans		
<b>Houston - 82</b> Record: 19-2 (7-1)																	
NO.	Name	Min	FG	3P	FT	Rebounds	Fouls	TP	AS	TO	ST	Blocks	BS	BA	+/-	Shooting By Period	
13	J'wan Roberts	F 30:19	5-9	0-0	0-0	3 6 9 2	1	10	0	2	0	1	2	10	1	1st FG%	15-28 53.6%
25	Jarace Walker	F 34:21	6-10	1-3	4-6	1 3 4	3	5	17	3	1	1	0	14	SPT%	5-11 45.5%	
0	Marcus Sasser	G 25:01	4-7	3-5	3-4	1 0 1	1	4	14	4	1	0	0	12	FT%	3-6 50%	
1	Jamal Shead	G 36:38	5-9	2-5	2-5	3 3 6	6	0	5	14	1	1	0	1	7	2nd FG%	14-29 48.3%
12	Tramon Mark	G 29:22	3-11	1-7	0-1	3 4 7	4	2	7	1	4	0	2	8	SPT%	6-16 37.5%	
21	Emanuel Sharp	23:38	5-7	4-6	4-4	0 3 3	3	2	18	0	0	1	0	5	FT%	10-14 71.4%	
5	Jai'Ver Francis	08:52	0-1	0-0	0-0	2 1 3	1	0	0	0	0	0	1	0	5	GM FG%	29-57 50.9%
23	Terrance Arceneaux	11:49	1-3	0-1	0-0	0 0 0	0	2	0	1	0	0	0	-1	SPT%	11-27 40.7%	
Team															Dead Ball Rebounds: 0.0		
<b>Totals</b>															29-57 11-27 13-20 16 22 38 17 20 82 18 10 2 4 7 11		
															Technical Fouls: NONE		
<b>UCF - 71</b> Record: 13-7 (4-4)																	
NO.	Name	Min	FG	3P	FT	Rebounds	Fouls	TP	AS	TO	ST	Blocks	BS	BA	+/-	Shooting By Period	
0	Lahat Thioune	F 28:42	4-5	0-0	0-0	1 0 1 3	0	3	0	0	0	0	0	1	-11	1st FG%	12-23 52.2%
25	Taylor Hendricks	F 32:52	6-10	2-5	3-3	2 5 7 4	3	17	2	1	1	4	0	0	-14	SPT%	5-11 45.5%
3	Oarius Johnson	G 32:15	3-11	0-4	3-3	0 0 0 3	4	9	3	3	0	1	0	0	-14	FT%	5-7 71.4%
12	Ithiel Horton	G 34:12	6-12	3-6	3-3	3 2 5 3	2	18	1	1	0	0	0	-15	2nd FG%	11-30 36.7%	
13	C.J. Kelly	G 31:37	3-8	3-5	2-4	0 3 3	4	2	11	5	1	2	1	9	SPT%	4-12 33.3%	
1	Jaylion Young	15:04	1-2	1-1	3-4	0 2 2	1	2	6	2	0	2	0	0	-8	FT%	11-12 91.7%
4	Brandon Suggs	16:35	0-4	0-2	2-2	2 2 4	1	3	2	0	0	1	0	3	-8	GM FG%	23-53 43.4%
11	Tyem Freeman	08:43	0-1	0-0	0-0	0 2 2	1	0	1	0	0	0	1	-1	SPT%	9-23 39.1%	
Team															Dead Ball Rebounds: 2.1		
<b>Totals</b>															23-53 9-23 16-19 9 18 27 21 17 71 14 8 5 7 4 -11		
															Technical Fouls: Coach 2nd 14:07		
															Period by Period Scoring		
															1st 2nd TOT		
															HOU 38 44 82		
															UCF 34 37 71		
															Biggest lead		
															HOU 13 (2nd 10:11) 6 (1st 16:55)		
															Best Scoring Run		
															11 (1st 14:34) 6 (1st 8:41)		
															Lead Changes		
															1		
															Times Tied		
															1		
															Time with Lead		
															35:32 03:13		

### Game 20 • No. 3 Houston 82, UCF 71 January 25, 2023 Orlando, Fla.

ORLANDO – An impressive personal accomplishment, a tight battle with a top three team in the nation, and the return of a program legend kept a packed house of 9,383 fans buzzing with excitement throughout the evening, but in the end the combination was not quite enough for an historic home upset. The attendance marked the fourth largest in program history.

For the second time in as many matchups, the UCF men's basketball team hung with the No. 3 Houston Cougars for most of the game, but a late Houston surge built on offensive rebounding eventually did the Knights in, as UCF fell by an 82-71 final score at Addition Financial Arena Wednesday evening.

"It was a tough game. I thought our guys fought and played their hearts out," said head coach Johnny Dawkins. "I think Houston just made a lot of plays they needed to make. They made late-clock possession plays, tough shots. To beat a team like that, you have to do things better."

A glaring 16 offensive rebounds stood out to Dawkins and his team alike following the game's final buzzer, as the Knights (13-7, 4-4 AAC) in their 11-point defeat surrendered 16 second-chance points.

"I feel like we get hurt on the second-chance opportunities," said senior guard Ithiel Horton, who scored the 1,000th point of his collegiate career in the loss. "I feel like our first-shot defense is actually good for the most part. I think that when they keep getting the rebound, getting the ball, that kind of defeats you inside."

As the Knights did in their New Year's Eve matchup with the Cougars (19-2, 7-1 AAC) in Houston, UCF battled their ranked opponent hard throughout the first 20 minutes. Freshman phenom Taylor Hendricks energized the near-sold out crowd just seconds into the evening's affairs with a 3-point shot on his first try from beyond the arc, and Horton followed with five quick points, including his first triple of the night, to give UCF an early 8-2 lead.

The Cougars came right back with a counterpunch to the tune of a 19-4 run that put the visitors ahead 21-12 approaching the halfway point of the first 20 minutes, but the Knights' resiliency again proved key in keeping UCF close.

C.J. Kelly drained the Knights' third triple of the game to ignite a 13-8 UCF stretch, and after a media timeout recognition of NBA and former Knights center Tacko Fall who made an appearance on his old stomping grounds, UCF continued to battle back.

Hendricks added five more points, including his second make from beyond the arc, and five more courtesy of Horton pulled the Knights to within four points, 29-25, with under eight minutes on the clock.

Hendricks later nailed a pair of tries from the free throw line with five and a half minutes to play and Horton knocked down his second 3-pointer and UCF's fifth of the half before Lahat Thioune tipped a missed free throw in at the buzzer to keep the Knights well within range at halftime, trailing 38-34.

The two programs traded blows throughout the opening minutes of the second half, as Kelly and Horton combined for three triples, the second of which from Horton clinched his 1,000th career point.

The Knights offense started to sputter down the stretch, though, as UCF mustered just three field goals and eight free throws in seven minutes of gametime while Houston regained control of the evening tilt.

"I think Taylor picking up his fourth [foul] hurt us," Dawkins continued. "We lost him during part of that time, and that didn't help us, because he was playing well and they were battling back and forth. And then of course we cut it to five [points], and then a guy throws in how many last-second shots in they throw in, where guys were hitting late-shot-clock shots? We have to be better where those shots don't affect us as much."

Despite the defeat, the Knights have remained consistent winners throughout Dawkins' tenure at the helm, as UCF falls just to 80-24 at Addition Financial Arena in that time.

Hendricks, who recorded 17 points as well as his 13th straight game with at least one block, also notched his seventh straight game with double-digit scoring and has notched at least 10 points in 17 of his 20 games this season. Horton tallied a team-leading 18 points, marking his highest output since his 30-point showing against Memphis Jan. 11, and Kelly joined them in double-digit scoring with 11 points.





Official Basketball Box Score - Final
Temple at UCF
01/28/23 Addition Financial Arena, Orlando
2022-23 Men's Basketball

Table with columns: NO., Name, Min, FG, 3P, FT, Rebounds, Fouls, TP, AS, TO, ST, Blocks, +/-
Temple - 77
Record: 14-9 (2-1)

Game 21 • Temple 77, UCF 70 (OT)
January 28, 2023
Orlando, Fla.

CINCINNATI, Ohio - The UCF men's basketball team fell short of erasing a 16-point deficit in the second half, falling to Cincinnati 73-64. The Knights tied the game at 60-60 with 2:05 to play after being down 49-33 but were unable to complete the comeback as the Black and Gold have now lost five straight.

but a late foul before the break saw Cincinnati make one of two free throws to bring a 31-20 lead into the halftime locker room.

Hendricks and Kelly each had eight points in the first, accounting for 16 of UCF's 20 points at the intermission.

Darius Johnson scored the Knights' first eight points to start the second half. DJ scores all eight of UCF's points to start second half. UCF was working to get back into the ballgame but surrendered another three turnovers in a two-minute span.

The momentum sprung the Bearcats into a 16-point lead, going up 49-33. The Knights did not go away quietly as they fought back to the tune of a 12-2 run over the course of two and a half minutes. PJ. Edwards drained back-to-back three pointers while Hendricks added an emphatic dunk to make it 51-45.

The lead was cut to five with 2:52 to go as Hendricks was fouled after a Cincinnati turnover and made both free throws, making it a 60-55 contest. UCF didn't stop there as Kelly drained a three after trio of misses from the Black and Gold on the same possession.

The Bearcats turned the ball over again, giving way to Hendricks who missed a three-pointer. Edwards grabbed the offensive board and went back up for a layup, netting the chance to tie things at 60 with 2:05 remaining.

After a Cincinnati timeout, the Bearcats converted on an and-one, going up by three. The Knights answered with a quick layup by Johnson at the other end to bring the opposition's lead back to one. Cincinnati's David DeJulius hit a clutch three-pointer, making it through some tight defense to go up 66-62. On the other end of the

floor, Kelly was fouled beyond the three-point line, setting up three free throws. An 80.6% free throw shooter this season, Kelly uncharacteristically missed all three at the line.

Hendricks grabbed the rebound of the third missed free throw, but a held ball was called as possession went back to the Bearcats. They made a pair of free throws on their end to all but ice the game. The Knights hadn't committed a turnover over a seven-minute span until the held ball but surrendered another two down the stretch trying to make something happen, ending the game with a season-high 24 giveaways.

"I don't have any other way to say it; we have to be sharper and have more attention to detail," said Dawkins. "They weren't forced turnovers; they were unforced or us trying to force plays. Our turnovers typically come when we force plays or actions that aren't there. And we have to recognize that and keep it simple. I thought on every one of those turnovers, we were trying to force an action that we didn't need to force."

Cincinnati netted 26 points off of turnovers while UCF finished the contest by forcing 13 Bearcat turnovers and squeezing 18 points out of those opportunities.

Hendricks finished the game with 21 points, just two shy of tying his career high which was achieved on opening night against UNC Asheville. It's the third time this season that he has scored over 20 points in a game, the other a 21-point performance against Samford. Hendricks finished with eight rebounds for the second straight game as he now averages 14.3 points and 7.2 rebounds per game.

Table with columns: NO., Name, Min, FG, 3P, FT, Rebounds, Fouls, TP, AS, TO, ST, Blocks, +/-
UCF - 70
Record: 13-8 (4-5)

Table with columns: Biggest lead, Best Scoring Run, Lead Changes, Times Tied, Time with Lead
TEM, UCF

Table with columns: NO., Name, Min, FG, 3P, FT, Rebounds, Fouls, TP, AS, TO, ST, Blocks, +/-
Cincinnati
Record: 13-8 (4-5)

UCF made a run of three straight buckets to take a 12-10 lead with 11:32 left in the first. Following the ensuing media timeout, the Bearcats ripped off a 10-0 run over a span of 3:54 to jump ahead 20-12. Coming out of the timeout, UCF surrendered three more turnovers in 40 seconds as Cincinnati added four more points to extend their run to 14-0 over five minutes of gameplay. At this point, the Knights had committed nine turnovers in just under a six-minute run.

The Knights snapped their scoreless streak with a Taylor Hendricks three-pointer off a turnover to make the score 24-15. A bucket down low by Tyem Freeman made brought it back to a seven-point game. A few more scores by Cincinnati made it 30-17, putting the Bearcats on a 20-5 run over the last 10 and a half minutes. A C.J. Kelly three-pointer cut the lead down to 10,

Official Basketball Box Score - Final
UCF at Cincinnati
02/04/23 Film: Third Arena, Cincinnati, Ohio
Cincinnati vs. UCF

Table with columns: NO., Name, Min, FG, 3P, FT, Rebounds, Fouls, TP, AS, TO, ST, Blocks, +/-
UCF - 64
Record: 13-8 (4-5)

Table with columns: NO., Name, Min, FG, 3P, FT, Rebounds, Fouls, TP, AS, TO, ST, Blocks, +/-
Cincinnati - 73
Record: 16-8 (7-4)

Table with columns: Biggest lead, Best Scoring Run, Lead Changes, Times Tied, Time with Lead
UCF, CIN

Game 22 • Cincinnati 73, UCF 64
February 4, 2023
Cincinnati, Ohio

CINCINNATI, Ohio - The UCF men's basketball team fell short of erasing a 16-point deficit in the second half, falling to Cincinnati 73-64. The Knights had tied the game at 60-60 with 2:05 to play after being down 49-33 but were unable to complete the comeback as the Black and Gold have now lost five straight.

but a late foul before the break saw Cincinnati make one of two free throws to bring a 31-20 lead into the halftime locker room.

Hendricks and Kelly each had eight points in the first, accounting for 16 of UCF's 20 points at the intermission.

Darius Johnson scored the Knights' first eight points to start the second half. DJ scores all eight of UCF's points to start second half. UCF was working to get back into the ballgame but surrendered another three turnovers in a two-minute span.

The momentum sprung the Bearcats into a 16-point lead, going up 49-33. The Knights did not go away quietly as they fought back to the tune of a 12-2 run over the course of two and a half minutes. PJ. Edwards drained back-to-back three pointers while Hendricks added an emphatic dunk to make it 51-45.

The lead was cut to five with 2:52 to go as Hendricks was fouled after a Cincinnati turnover and made both free throws, making it a 60-55 contest. UCF didn't stop there as Kelly drained a three after trio of misses from the Black and Gold on the same possession. The Bearcats turned the ball over again, giving way to Hendricks who missed a three-pointer. Edwards grabbed the offensive board and went back up for a layup, netting the chance to tie things at 60 with 2:05 remaining.

After a Cincinnati timeout, the Bearcats converted on an and-one, going up by three. The Knights answered with a quick layup by Johnson at the other end to bring the opposition's lead back to one. Cincinnati's David DeJulius hit a clutch three-pointer, making it through some tight defense to go up 66-62. On the other end of the

floor, Kelly was fouled beyond the three-point line, setting up three free throws. An 80.6% free throw shooter this season, Kelly uncharacteristically missed all three at the line.

Hendricks grabbed the rebound of the third missed free throw, but a held ball was called as possession went back to the Bearcats. They made a pair of free throws on their end to all but ice the game. The Knights hadn't committed a turnover over a seven-minute span until the held ball but surrendered another two down the stretch trying to make something happen, ending the game with a season-high 24 giveaways.

"I don't have any other way to say it; we have to be sharper and have more attention to detail," said Dawkins. "They weren't forced turnovers; they were unforced or us trying to force plays. Our turnovers typically come when we force plays or actions that aren't there. And we have to recognize that and keep it simple. I thought on every one of those turnovers, we were trying to force an action that we didn't need to force."

Cincinnati netted 26 points off of turnovers while UCF finished the contest by forcing 13 Bearcat turnovers and squeezing 18 points out of those opportunities.

Hendricks finished the game with 21 points, just two shy of tying his career high which was achieved on opening night against UNC Asheville. It's the third time this season that he has scored over 20 points in a game, the other a 21-point performance against Samford. Hendricks finished with eight rebounds for the second straight game as he now averages 14.3 points and 7.2 rebounds per game.

UCF at Wichita St.																																																																	
Official Basketball Box Score - Final																																																																	
UCF at Wichita St.																																																																	
02/08/23 Charles Koch Arena, Wichita, Kan.																																																																	
2022-23 Men's Basketball																																																																	
Game Time: 7:02 PM																																																																	
Game Duration: 1:58																																																																	
Attendance: 6,929																																																																	
Officials: Anthony Jordan, Todd Austin, Bill Ek																																																																	
<b>UCF - 72</b> Record: 14-9 (5-6)																																																																	
NO. Name	Min	FG	3P	FT	Rebounds	Fouls	TP	AS	TO	ST	Blocks	+/-	Shooting By Period																																																				
0 Lahat Thioune	F 17:54	2-2	0-0	0-0	5 2 7	2 1 4	1 2	0	0	0	0	-2	1st FG%	10-30	33.3%	SPT%	4-16	25.0%																																															
25 Taylor Hendricks	F 38:21	7-14	3-5	6-7	1 4 5	3 5	23	0	1 2	1 2	3	3	2nd FG%	6-6	100%	FT%	6-6	100%																																															
3 Darius Johnson	G 38:21	4-12	2-5	2-2	4 3 7	2 1 12	4	0	7	0	0	3	3rd FG%	14-33	42.4%	SPT%	8-16	50.0%																																															
12 Ithiel Horton	G 33:36	5-12	4-6	0-0	1 2 3	1 2	14	5	4	2	0	2	FT%	6-9	66.7%	GM FG%	24-63	38.1%																																															
13 C.J. Kelly	G 28:53	2-10	2-7	3-4	0 1 1	0 3 9	3	4	2	2	0	-1	SPT%	12-32	37.5%	FT%	12-15	80.0%																																															
31 Thierno Sylla	G 16:42	2-5	0-3	0-0	1 1 5	0 4 1	0	0	0	0	0	10	GM FG%	12-32	37.5%	FT%	12-15	80.0%																																															
5 P.J. Edwards	03:59	0-2	0-2	0-0	1 0 1	1 1 0	0	0	0	0	0	-5	Dead Ball Rebounds:	1-0																																																			
11 Tyem Freeman	20:35	2-5	1-3	1-2	2 3 5	1 3	2	6	3	0	0	7																																																					
1 Jayhlon Young	01:39	0-1	0-1	0-0	0 0 0	0 0 0	0	0	0	0	0	2																																																					
<b>Team</b>					3 4 4	0 0 0	0	0	2																																																								
<b>Totals</b>		24-63	12-32	12-15	15 19 34	14 15 72	17	13	13	3	4	5																																																					
<b>Technical Fouls: NONE</b>																																																																	
<b>Wichita St. - 67</b> Record: 12-12 (5-7)																																																																	
NO. Name	Min	FG	3P	FT	Rebounds	Fouls	TP	AS	TO	ST	Blocks	+/-	Shooting By Period																																																				
11 Kenny Poho	F 32:55	3-6	0-1	2-4	1 4 5	1 5	0	2	2	2	1	-10	1st FG%	15-27	55.6%	SPT%	3-9	33.3%																																															
33 James Rojas	F 29:20	4-8	0-1	4-4	0 3 3	3 2	12	0	5	1	1	-1	FT%	3-5	60%	2nd FG%	9-20	45.0%																																															
3 CRAIG PORTER JR.	G 37:38	6-13	2-5	5-6	0 6 6	3 3	19	7	2	0	1	0	SPT%	1-7	14.3%	FT%	12-15	80%																																															
5 Jaron Pierre Jr.	G 33:07	6-11	2-6	0-0	2 6 8	3 0	14	1	3	2	0	-10	GM FG%	24-47	51.1%	SPT%	4-16	25.0%																																															
10 Jaykwan Walton	G 36:03	4-7	0-3	3-4	1 1 2	2 2	11	4	3	1	0	-1	FT%	15-20	75.0%	Dead Ball Rebounds:	2-0																																																
1 Xavier Bell	10:50	0-0	0-0	0-0	0 1 1	1 1	0	0	1	0	0	0																																																					
44 Isaiah Poor Bear-Chandler	07:35	0-1	0-0	0-0	0 1 1	0 0	0	0	1	0	0	0																																																					
24 Isaac Abdile	10:40	1-1	0-0	1-2	0 2 2	2 1	3	0	0	0	0	-4																																																					
22 Shamamah Scott	02:22	0-0	0-0	0-0	0 1 1	0 0	0	0	1	0	0	0																																																					
<b>Team</b>					3 1 4	0 0	0	0	0																																																								
<b>Totals</b>		24-47	4-16	15-20	7 26 33	15 14	67	14	18	6	4	3	-5																																																				
<b>Technical Fouls: NONE</b>																																																																	
<table border="1"> <tr> <td><b>Biggest lead</b></td> <td>UCF</td> <td>WICH</td> <td><b>Points from Turnovers</b></td> <td>UCF</td> <td>WICH</td> <td><b>Period by Period Scoring</b></td> </tr> <tr> <td></td> <td>7 (2nd 1:52)</td> <td>9 (1st 12:13)</td> <td></td> <td>15</td> <td>11</td> <td>1st 2nd TOT</td> </tr> <tr> <td><b>Best Scoring Run</b></td> <td>UCF</td> <td>WICH</td> <td><b>Paint</b></td> <td>20</td> <td>36</td> <td>UCF</td> </tr> <tr> <td></td> <td>7 (2nd 9:51)</td> <td>9 (1st 11:45)</td> <td></td> <td>16</td> <td>19</td> <td>30 42 72</td> </tr> <tr> <td><b>Lead Changes</b></td> <td>4</td> <td></td> <td><b>Second Chance</b></td> <td>2</td> <td>18</td> <td>WICH</td> </tr> <tr> <td><b>Times Tied</b></td> <td>1</td> <td></td> <td><b>Fast Breaks</b></td> <td>2</td> <td>18</td> <td>36 31 67</td> </tr> <tr> <td><b>Time with Lead</b></td> <td>11:14</td> <td>2:57</td> <td><b>Bench</b></td> <td>10</td> <td>3</td> <td></td> </tr> </table>																	<b>Biggest lead</b>	UCF	WICH	<b>Points from Turnovers</b>	UCF	WICH	<b>Period by Period Scoring</b>		7 (2nd 1:52)	9 (1st 12:13)		15	11	1st 2nd TOT	<b>Best Scoring Run</b>	UCF	WICH	<b>Paint</b>	20	36	UCF		7 (2nd 9:51)	9 (1st 11:45)		16	19	30 42 72	<b>Lead Changes</b>	4		<b>Second Chance</b>	2	18	WICH	<b>Times Tied</b>	1		<b>Fast Breaks</b>	2	18	36 31 67	<b>Time with Lead</b>	11:14	2:57	<b>Bench</b>	10	3	
<b>Biggest lead</b>	UCF	WICH	<b>Points from Turnovers</b>	UCF	WICH	<b>Period by Period Scoring</b>																																																											
	7 (2nd 1:52)	9 (1st 12:13)		15	11	1st 2nd TOT																																																											
<b>Best Scoring Run</b>	UCF	WICH	<b>Paint</b>	20	36	UCF																																																											
	7 (2nd 9:51)	9 (1st 11:45)		16	19	30 42 72																																																											
<b>Lead Changes</b>	4		<b>Second Chance</b>	2	18	WICH																																																											
<b>Times Tied</b>	1		<b>Fast Breaks</b>	2	18	36 31 67																																																											
<b>Time with Lead</b>	11:14	2:57	<b>Bench</b>	10	3																																																												

## Game 23 • UCF 72, Wichita State 67 February 8, 2023 Wichita, Kan.

WICHITA, Kan. -- The UCF men's basketball team snapped its five-game losing streak with a 72-67 victory on the road against Wichita State. The victory was the first for the Knights in Wichita in program history. Taylor Hendricks led the way with 23 points, tying a career-high.

"We got over the hump tonight," said head coach Johnny Dawkins. "We got it close, we tied, we took the lead and were able to maintain it. That's what we wanted to do. I'm happy for our guys because I know how tough a stretch it's been for us for a lot of reasons, but I'll tell you what, they responded really well tonight."

The Knights pulled in front early to the tune of a three-for-four clip from beyond the arc with Hendricks, C.J. Kelly and Ithiel Horton each burying a triple. Wichita State edged in front at 12-11, just before a scoreless run of two minutes by both teams combined. The scoring drought continued for UCF as they couldn't bury a shot in 4:47 minutes of game time. UCF had four turnovers during that stretch as the Shockers built their lead to 16-11 thanks to a 9-0 scoring run in a four-minute span, forcing a Knight timeout.

UCF went through a dry spell in the middle of the first half that saw the offense shoot 1-of-14 from the field. The Knights missed eight straight three-pointers after making three-of-four to begin the game. Kelly was fouled beyond the three-point line and sunk all three free throws to get UCF back in the ballgame at 22-18.

The Shockers jumped out to a 28-20 lead, their largest lead of the half. The Knights pulled it back within three to make it 28-25 thanks to a Lahat Thioune layup and Darius Johnson three. Wichita State seemed unphased, going back up 31-25.

A Hendricks converted and-one brought the game back within three. Wichita State answered with a mid-range jumper, which was answered by Johnson with a putback lay-in. The Shockers knocked down the third of the first half to go up 36-30, their fifth made shot in their last seven tries. Nobody scored in the final 1:42 of

the half, sending the Knights into the locker room down a half dozen points.

The Knights shot just 33% from the field in the first half while Wichita State shot 56%. UCF turned the ball over 10 times leading to just nine Shocker points. Wichita State had a 12-0 edge in fast break points.

"The guys were trying to do the right thing," said Dawkins. "I think they were two anxious. They're feeling the pressure after having not won in a few games and they want to get us the win. I think they were just feeling that much pressure, and I wanted to try and calm them down at halftime and have them understand that we did some good things and made some plays. I thought our guys continued to do those things in the second half to turn it around."

UCF didn't get back on track right away out of the halftime locker room as the Shockers built as much as an 11 point lead, going up 52-41 with 12:13 to play in the contest.

Something clicked for the Knights following the under-12 media timeout, as Hendricks drained a free throw and at three-pointer, followed by a Tyem Freeman three to cut the deficit to four at 52-48.

The momentum was snowballing to UCF's side now as the Knights forced four turnovers in the span of three and a half minutes, not allowing a Wichita State field goal over that time. UCF turned that momentum into an 11-1 run which was capped off by a pair of Thierno Sylla layups to pull the Black and Gold within one at 53-52.

UCF took the lead at 55-54 thanks to a Hendricks three-pointer that rattled around the rim and down and was followed by a quick Johnson layup on the fast break.

The Shockers briefly took a 60-59 lead with 4:53 to play on a fast break dunk but that was the last time they would enjoy being out in front. The Knights turned around a quick 7-0 run as Hendricks added two free throws and a make in the paint while Horton nailed three to put UCF up 66-60.

A pair of free throws for Wichita State brought the game back within four, but Kelly cashed in with his second triple of the night from way downtown, pushing the Knights to their biggest lead of the game at 69-62.

The Knights went on to hold Wichita State under 70 points, the first time holding an opponent under that mark since Jan. 8, an 85-53 win over SMU.

Wednesday night's victory was the first time that UCF had gone into Wichita and came away with a win after an 0-5 record there. The Knights had lost the first eight all-time meetings with the Shockers but have now won the last three. The Black and Gold have secured the season sweep of Wichita State, beating them 52-45 in the first game of conference play this season back on Dec. 28.

Hendricks finished the night with 23 points, tying his career-high which he set back on opening night against UNC Asheville. Horton added 14 points on four-of-six shooting from three-point land while Johnson contributed a dozen points to the total. Johnson was stuffing the stat sheet with all sorts of numbers throughout the game, finishing on triple-double watch down the stretch with seven rebounds and a career-high seven steals.

Seven steals by a single player is a rarity, and it's been almost exactly 10 years since a UCF player has accomplished the feat. Johnson was the first Knight to nab seven or more steals for the first time since Isaiah Skyes totaled nine steals against Georgia Southwestern on Feb. 26, 2013.

UCF came from being down by six at halftime to grab the victory. It was the third time this season that the Black and Gold have overcome being down at half to win the game. They are 11-1 this season when holding a halftime lead and now 3-8 when trailing at the break.

The Knights committed just three second half turnovers to finish with 13, their lowest since turning the ball over just eight times against No. 3 Houston on Jan. 25. UCF forced 18 Shocker turnovers and cashed in with 15 total points off those blunders.

UCF at Tulsa at UCF																																																																	
Official Basketball Box Score - Final																																																																	
UCF at Tulsa at UCF																																																																	
02/11/23 Addition Financial Arena, Orlando																																																																	
2022-23 Men's Basketball																																																																	
Game Time: 7:00 PM																																																																	
Game Duration: 1:53																																																																	
Attendance: 6,731																																																																	
Officials: Bill Jacobson, Robert Felder, Jose Carron																																																																	
<b>UCF - 52</b> Record: 5-19 (1-12)																																																																	
NO. Name	Min	FG	3P	FT	Rebounds	Fouls	TP	AS	TO	ST	Blocks	+/-	Shooting By Period																																																				
10 Tim Dajger	F 28:22	2-10	1-6	2-3	4 2 6	1 3 7	1 4	0	0	0	1	-34	1st FG%	10-27	37.0%	SPT%	4-14	28.6%																																															
33 Bryant Selebangue	F 27:41	5-6	0-0	1-3	4 6 10	0 4	11	3	1	0	0	-27	FT%	3-6	50%	2nd FG%	7-25	28.0%																																															
1 Sam Griffin	G 25:13	4-8	2-4	0-0	0 2 2	0 10	1	1	0	0	0	0	SPT%	1-10	10.0%	FT%	6-11	54.5%																																															
4 Brian Knight	G 17:35	0-2	0-2	0-0	1 2 3	1 0	0	2	3	0	0	-17	GM FG%	19-52	36.5%	SPT%	5-24	20.8%																																															
11 Brandon Betson	G 33:24	2-6	2-5	0-0	0 2 2	1 0	6	2	0	0	0	0	FT%	9-17	52.9%	Dead Ball Rebounds:	4-0																																																
0 Jessiah McWright	20:15	2-8	0-2	0-0	0 0 0	0 0 4	0	0	0	0	0	-25																																																					
2 Keyshawn Embury-Simpson	20:44	1-6	0-4	0-0	0 1 1	1 0	2	2	1	0	0	-25																																																					
3 Sterling Gaston-Chapman	08:49	0-1	0-0	0-0	0 0 0	3 0	0	0	1	0	0	-6																																																					
15 Charles Chukwu	12:19	3-4	0-0	3-7	3 2 5	2 4	9	0	0	1	0	-17																																																					
5 Peyton Urbancic	02:49	0-0	0-0	1-2	0 1 1	0 1	1	0	0	0	0	-4																																																					
23 An Seals	02:49	0-1	0-1	2-2	0 0 0	0 1	2	0	0	0	0	-4																																																					
<b>Team</b>					2 2 4	0 0	0	3																																																									
<b>Totals</b>		19-52	5-24	9-17	14 20 34	8 14	52	9	16	1	0	-44																																																					
<b>Technical Fouls: NONE</b>																																																																	
<b>UCF - 96</b> Record: 15-9 (6-5)																																																																	
NO. Name	Min	FG	3P	FT	Rebounds	Fouls	TP	AS	TO	ST	Blocks	+/-	Shooting By Period																																																				
0 Lahat Thioune	F 19:41	3-4	0-0	0-0	3 4 7	4 1	6	1	1	1	0	0	10	1st FG%	19-34	55.9%	SPT%	11-21	52.4%																																														
25 Taylor Hendricks	F 31:20	8-12	2-6	0-0	0 1 1	1 1	18	1	0	0	2	30	FT%	2-2	100%	2nd FG%	18-33	54.5%																																															
3 Darius Johnson	G 29:49	5-10	3-6	0-0	0 1 1	3 0	13	10	0	0	0	23	SPT%	6-15	40.0%	FT%	3-4	75%																																															
12 Ithiel Horton	G 30:35	7-14	6-11	0-0	1 3 4	0 1	20	3	0	1	0	32	GM FG%	37-67	55.2%	SPT%	17-36	47.2%																																															
13 C.J. Kelly	G 30:19	5-10	2-5	0-0	0 2 2	2 0	12	5	1	3	0	31	FT%	5-6	83.3%	Dead Ball Rebounds:	2-0																																																
5 P.J. Edwards	18:33	3-5	2-4	0-0	0 2 2	2 0	8	3	0	1	0	29																																																					
31 Thierno Sylla	19:32	4-6	2-3	0-0	2 4 6	0 0	10	0	0	0	0	40																																																					
11 Tyem Freeman	14:36	1-3	0-1	3-4	3 2 5	1 3	5	2	0	0	0	13																																																					
4 Brandon Suggs	02:46	0-1	0-0	2-2	0 0 0	0 2	2	2	0	0	0	8																																																					
10 Pochhpa Warakulkroh	02:49	1-2	0-0	0-0	0 0 0	1 0	2	1	0	0	0	4																																																					
<b>Team</b>					0 4 4	0 0	0	1																																																									
<b>Totals</b>		37-67	17-36	5-6	9 23 32	14 8	96	28	3 4	5	0	44																																																					
<b>Technical Fouls: NONE</b>																																																																	
<table border="1"> <tr> <td><b>Biggest lead</b></td> <td>UCF</td> <td>TLS</td> <td><b>Points from Turnovers</b></td> <td>UCF</td> <td>TLS</td> <td><b>Period by Period Scoring</b></td> </tr> <tr> <td></td> <td>8 (1st 14:34)</td> <td>44 (2nd 1:51)</td> <td></td> <td>22</td> <td>22</td> <td>1st 2nd TOT</td> </tr> <tr> <td><b>Best Scoring Run</b></td> <td>UCF</td> <td>TLS</td> <td><b>Paint</b></td> <td>20</td> <td>32</td> <td>UCF</td> </tr> <tr> <td></td> <td>11 (1st 14:34)</td> <td>16 (2nd 16:35)</td> <td></td> <td>11</td> <td>17</td> <td>51 45 96</td> </tr> <tr> <td><b>Lead Changes</b></td> <td>4</td> <td></td> <td><b>Second Chance</b></td> <td>3</td> <td>14</td> <td></td> </tr> <tr> <td><b>Times Tied</b></td> <td>4</td> <td></td> <td><b>Fast Breaks</b></td> <td>3</td> <td>14</td> <td></td> </tr> <tr> <td><b>Time with Lead</b></td> <td>06:18</td> <td>30:46</td> <td><b>Bench</b></td> <td>18</td> <td>27</td> <td></td> </tr> </table>																	<b>Biggest lead</b>	UCF	TLS	<b>Points from Turnovers</b>	UCF	TLS	<b>Period by Period Scoring</b>		8 (1st 14:34)	44 (2nd 1:51)		22	22	1st 2nd TOT	<b>Best Scoring Run</b>	UCF	TLS	<b>Paint</b>	20	32	UCF		11 (1st 14:34)	16 (2nd 16:35)		11	17	51 45 96	<b>Lead Changes</b>	4		<b>Second Chance</b>	3	14		<b>Times Tied</b>	4		<b>Fast Breaks</b>	3	14		<b>Time with Lead</b>	06:18	30:46	<b>Bench</b>	18	27	
<b>Biggest lead</b>	UCF	TLS	<b>Points from Turnovers</b>	UCF	TLS	<b>Period by Period Scoring</b>																																																											
	8 (1st 14:34)	44 (2nd 1:51)		22	22	1st 2nd TOT																																																											
<b>Best Scoring Run</b>	UCF	TLS	<b>Paint</b>	20	32	UCF																																																											
	11 (1st 14:34)	16 (2nd 16:35)		11	17	51 45 96																																																											
<b>Lead Changes</b>	4		<b>Second Chance</b>	3	14																																																												
<b>Times Tied</b>	4		<b>Fast Breaks</b>	3	14																																																												
<b>Time with Lead</b>	06:18	30:46	<b>Bench</b>	18	27																																																												

## Game 24 • UCF 96, Tulsa 52 February 11, 2023 Orlando, Fla.

ORLANDO—UCF's field-goal shooting Saturday night did not quite come from the





South Fla. - 82		Record: 12-16 (5-10)											Shooting By Period																					
NO.	Name	Min	FG	3P	FT	Rebounds	Fouls	TP	AS	TO	ST	Blocks	BS	BA	+/	1st	2nd	3rd																
			M/A	M/A	M/A	OR	DR	PF	FD							FG%	3PT%	FT%																
4	Dok Muorad	F 11:11	2-3	0-0	0-1	0	3	3	0	1	4	1	0	1	0	4	20.32	62.5%	5.9															
20	Sam Hines Jr.	F 32:18	0-3	0-0	5-7	3	4	7	2	5	5	3	1	1	2	1	3.6	50%	3-6															
0	Ryan Cornell	G 18:34	4-5	4-5	2-3	0	3	7	2	5	14	0	2	0	0	3	8.21	38.1%	5-11															
2	Tyler Harris	G 22:50	5-8	3-5	0-0	0	1	1	5	2	19	3	3	0	0	14	13-19	68.4%	25-53															
24	Jamir Chaplin	G 21:54	2-3	1-1	0-0	1	1	2	2	0	5	2	2	1	0	2	10.20	50.0%	16-25															
1	Selton Miguel	G 31:26	5-12	1-4	3-5	0	3	3	3	14	5	4	2	0	2	4	16.25	64.0%	12-20															
23	Keyshawn Bryant	26:01	6-10	1-4	0-0	1	4	5	3	0	13	0	2	0	1	0	2																	
54	Russel Tchewa	26:16	2-5	0-0	2-6	4	9	13	2	7	6	0	2	1	1	0	2																	
15	Corey Walker Jr.	10:04	2-4	0-1	0-0	1	1	2	1	0	4	0	1	0	0	1	2																	
10	Serrel Smith Jr.	00:16	0-0	0-0	0-0	0	0	0	0	0	2	4	0	0	0	0	4																	
<b>Team</b>																<b>Dead Ball Rebounds: 3.0</b>																		
<b>Totals</b>																28.53	10.20	16.25	14	33	47	23	23	82	14	19	5	5	4	7				
<b>Technical Fouls: Harris 2<sup>nd</sup> 17:21 Miguel 2<sup>nd</sup> 12:18</b>																																		

South Fla. - 82		Record: 15-12 (6-9)											Shooting By Period																					
NO.	Name	Min	FG	3P	FT	Rebounds	Fouls	TP	AS	TO	ST	Blocks	BS	BA	+/	1st	2nd	3rd																
			M/A	M/A	M/A	OR	DR	PF	FD							FG%	3PT%	FT%																
2	Michael Durr	F 25:03	1-5	0-0	3-4	2	0	2	5	2	5	1	0	0	1	0	3	12.30	40.0%	7-16														
25	Taylor Hendricks	F 36:35	4-10	3-6	7-8	2	2	4	4	4	18	3	0	3	2	2	0	9-12	75%	9-12														
3	Darius Johnson	G 18:35	1-4	0-3	0-0	0	5	2	2	0	2	3	0	0	0	0	10	2.30	32.1%	8-28														
12	Ithiel Horton	G 36:36	9-18	7-14	3-4	0	2	4	4	28	0	3	4	0	1	1	1	4-15	26.7%	4-15														
13	C.J. Kelly	G 32:07	5-13	0-6	4-5	1	3	4	2	3	14	3	4	0	0	3	13-17	76.5%	13-17															
1	Jayhlon Young	28:31	1-5	1-1	4-6	2	1	3	2	4	7	4	2	2	0	1	9	21.58	36.2%	21-58														
4	Brandon Suggs	14:37	0-2	0-0	1-2	0	1	1	4	3	1	0	1	1	1	1	5	11-31	35.5%	11-31														
5	P.J. Edwards	01:50	0-0	0-0	0-0	0	0	0	0	0	0	0	0	0	0	0	2	22-29	75.9%	22-29														
0	Lahat Thione	01:48	0-0	0-0	0-0	0	0	0	1	0	0	0	0	0	0	0	2																	
31	Thierno Sylla	04:18	0-1	0-1	0-0	0	0	0	1	1	0	0	0	0	0	0	6																	
<b>Team</b>																<b>Dead Ball Rebounds: 2.0</b>																		
<b>Totals</b>																21.58	11.31	22.29	9	17	26	25	21	75	14	11	10	4	5	7				
<b>Technical Fouls: Young 2<sup>nd</sup> 12:19 Suggs 2<sup>nd</sup> 6:39</b>																																		

## Game 27 • South Florida 82, UCF 75 February 22, 2023 Orlando, Fla.

ORLANDO—The UCF men's basketball team has been involved in a slew of close games in 2022-23—four by two or one point and a fifth in overtime, plus three overtime wins, one of those in double overtime.

Visiting South Florida had done its part in that category, too, dropping seven games by four or fewer points.

Wednesday night at Addition Financial Arena wasn't one of those in what qualifies as the last scheduled meeting between the 1-4 rivals UCF and USF.

C.J. Kelly's layup at 1:27 pulled UCF within 72-71, but Ryan Connell's three at :57 and four straight free throws and seven overall in the final 40 seconds paved the way for an 82-75 triumph by South Florida. The Knights couldn't connect on nine of their final 10 shots.

The home team had won the previous seven games in the series. UCF had not lost to South Florida in Orlando since 2014 and its lone previous home defeat versus the Bulls since joining the AAC was a one-point overtime loss.

South Florida (12-16, 5-10) had lost five of seven games since defeating the Knights 85-72 in Tampa on Jan. 21. The Bulls' last three losses had been by an average of 18.3 points.

Ithiel Horton set a UCF individual season high with seven three-pointers on his way to a game-high 28 points. Taylor Hendricks added 18 and Kelly 12 for the Knights.

South Florida senior guard Tyler Harris came in averaging 16.8 points, seventh in the American Athletic Conference in that category. He had 13 before fouling out with 7:33 to go. Harris' 80 three-pointers were most in the AAC—UCF held him to three Wednesday night.

Junior center Russel Tchewa, second in the AAC in rebounding (8.4), led both teams with 13. Reserve sophomore guard Selton Miguel contributed 14 points as did Connell. Senior Keyshawn Bryant had 13 off the bench.

UCF's Michael Durr, a former player at South Florida, had five points in 25 minutes in his third contest coming off an injury that caused him to miss eight games.

South Florida proved far more effective when shooting the basketball—finishing at .528 (28 of 53) compared to only .362 (21 of 58) by the Knights.

The Bulls came into action Wednesday second in the AAC in rebounding (37.26) and rebound margin (plus-3.07) and they finished with a huge 47-26 edge in that category against UCF.

"I thought their physicality wore us down," said UCF coach Johnny Dawkins. "Giving up 48 in the first half is not who we've been."

"We fought back, but we dug a hole for ourselves. They (USF) had a lot of momentum with the way they started. They shot the ball well early and got a lot of confidence."

"We've got to get back to defending the way we're capable."

"Even tonight we were right there. The game was there for the taking late."

The Bulls, second in bench points in the conference, had 41 (to eight for the Knights).

South Florida shot the ball at a scintillating pace in the opening half (.625 on 20 of 32) while building a 48-40 lead at intermission (most points allowed in any half by UCF in 2022-23).

The Knights connected on five of their first six shots for a 15-11 advantage that matched the home team's largest first-half edge. South Florida's 8-0 run gave the Bulls their first lead at 20-18 as they scored 16 of their first 22 points in the paint.

UCF hit seven of its first 11 three-point attempts on its way to a 29-27 advantage. Horton led both teams with 15 first-half points, as he hit his first four three-point attempts and scored 14 of his team's first 31 points.

South Florida scored the first six points after the break for a 54-40 advantage. UCF notched the next seven points—then USF came back with six in a row to make it 60-47.

In an interesting statistical note, with 7:33 left and USF on top 68-65, both teams in the second half had knocked down seven of 15 shots and four of nine from long distance.

The Bulls went more than five minutes without a field goal but still held a 72-67 advantage under the four-minute mark.

Defense prevailed inside the two-minute mark as the two teams combined to miss 16 of their most recent 18 field-goal attempts.

The game was tied four times and the lead changed hands on seven occasions—all of those in the first half.

In games played in regulation, South Florida managed the two highest-scoring games of the season versus UCF—with 85 points against the Knights in January and 82 Wednesday night (Houston also had 82 on Jan. 25 in Orlando).

**IN THE CLASSROOM**  
UCF at halftime introduced 319 student-athletes who earned a 3.0 grade-point average or better during the fall semester, the 30th semester in a row with a cumulative average over the 3.0 mark (3.34) and 12th consecutive over 3.2. The volleyball team led all Knight squads with its 3.64 GPA, while gold produced a 3.47 to pace UCF men's teams. Special recognition went to 52 student-athletes who earned 4.0 GPAs last fall—including 13 rowers, nine from women's cross country and track and field, five from softball, four each from women's soccer and volleyball and 12 from the Knights' spirit squad. On hand for the introductions were UCF vice president and director of athletics Terry Mohajir, faculty athletics representative Dr. Manoj Chopra and director of academic services for student-athletes Tara Helton.

## Game 28 • UCF 68, Tulsa 49 February 26, 2023 Tulsa, Okla.

TULSA, Okla. — The UCF men's basketball team snapped its three-game skid with a dominant 68-49 victory over the Golden Hurricane on Sunday night. Taylor Hendricks led the way with a career-high 25 points while the Black and Gold held Tulsa to just 14 points in the first half, the lowest total by the Golden Hurricane in any half in the history of its home venue.

"I was happy with the way we started the game," said head coach Johnny Dawkins. "We definitely had a defensive mindset holding a team to 14 in a half is outstanding."

The game started out looking like a bake sale, plenty of cookies and turnovers to go around. UCF won the tip and turned the ball over on the first possession, but Hendricks it right back thanks to a C.J. Kelly steal and layup to give the Knights the first points of the game. Tulsa turned the ball over on its first three possessions. In total, the Golden Hurricane had four turnovers and the Knights had three at the first media timeout, where the score stood at 4-2 in favor of the Black and Gold.

Tulsa took a brief 5-4 lead, their only of the contest, which lasted for a minute and a half before the Knights went on a monster run.

UCF put up 17 unanswered points, pulling ahead 21-5 with 6:18 remaining in the first. Five different Knights contributed to building the lead, as Hendricks and Brandon Suggs had five points each, Ithiel Horton had four, Lahat Thione had two and Michael Durr had one.

The Knights ended the half with an exclamation point as Hendricks took matters into his own hands. A job from Suggs with just under 45 seconds left on the clock was finished off with a slam. At the other end of the floor, Hendricks

grabbed the rebound from a missed three pointer. Holding for the last possession, Durr put up a three pointer with a handful of seconds on the clock. Hendricks was on the scene for the rebound, pulling off a spinning fadeaway to the buzzer to send UCF into the break up 32-14.

The 14 points allowed by the Knights was the lowest in any half this season, besting the 16 allowed back in November against Santa Clara in the final of the Baha Mar Hoops Championship. The points were the fewest Tulsa has ever posted in a half at the Reynolds Center, a building that opened in December 1998.

Hendricks finished the half with as many points as Tulsa did and added eight rebounds in the process. He added a block and an assist in the process and while shooting six-of-eight from the field. The Knights shot 53.8% from the floor in the first while Tulsa was limited to just 27.3%. UCF's defense forced 10 turnovers through the first 20 minutes.

Hendricks finished the half with as many points as Tulsa did and added eight rebounds in the process. He added a block and an assist in the process and while shooting six-of-eight from the field. The Knights shot 53.8% from the floor in the first while Tulsa was limited to just 27.3%. UCF's defense forced 10 turnovers through the first 20 minutes.

UCF's biggest lead of the game occurred at the 14:01 mark of the second half as the scoreboard read 50-19, a whopping 31-point advantage. The 18-5 run was primarily powered by Hendricks and Horton, accounting for 15 of the 18.

Tulsa made a few runs of their own throughout the second half, the largest being an 11-0 run to 6:31 to go. The closest Golden Hurricane got to leveling the contest was 16 points with under two minutes to go.

The Knights earned their fifth defensive masterpiece of the season as Tulsa was the fifth team to score 50 points or less against the Black and Gold. It's the first time UCF has done so since the conference

opener, a 52-45 win over Wichita State.

Hendricks scored 14 points in the first half and 13 in the second for a career-high 25 points. He scored 11 of the 13 second half points in a span of 3:40 to begin the final frame. His 24th and 25th points came on a fast break layup off a turnover with just under six minutes left in the contest.

Hendricks now has five games with 20 or more points and 11 with eight or more rebounds. He's made three three-pointers in each of his last four games. He made 10 field goals in the contest, tying a career high. He also added two blocks in the process, building on his conference lead.

"He was terrific," said Dawkins. "I thought he really just let the game come to him as he always does. His teammates did a great job of finding him when he was open, and he does what he does. He's aggressive, he takes his looks and he's a great shooter."

Horton and Kelly each contributed a dozen points in the victory. Horton, who reached 1,000 career points on January 25 already has over 100 more a month later and now sits at 1,111. He's posted 107 points over the last seven games, an average of 15.3 per contest. Kelly is fast approaching the 1,000-point club, sitting at 969 after Sunday's contest.

Horton achieved a career-high in steals for the second consecutive game. He snagged four steals against South Florida to tie his career-high, then set a new career high with six steals on Sunday. If the Knights had held Tulsa to 40 points or less, it would have been the lowest total that Tulsa had ever posted at the Reynolds Center.





Official Basketball Box Score - Final													Game Time: 2:30 PM Game Duration: 1:57 Attendance: 5,986				
SMU at UCF													2023-24 Men's Basketball				
Records: 10-22													Officials: Anthony Jordan, Robert Faddar, Jim Rile				
NO.	Name	Min	FG	3P	FT	Rebounds		Fouls	TP	AS	TO	ST	Blocks	+/-	Shooting By Period		
						OR	DR								PP	PF	1st
11	Samuel Williamson	F 30:20	5-8	0-0	0-0	6	5	11	5	1	10	2	2	0	0	1	-4
23	Ele Odigie	F 27:02	3-10	0-1	4-4	2	5	7	2	2	10	0	2	0	0	0	-12
1	Zhuric Phelps	G 36:45	9-24	1-8	2-3	0	1	1	2	3	21	7	4	3	1	3	-3
2	Jalen Smith	G 28:44	3-5	0-1	1-1	0	1	3	0	2	7	5	2	1	0	0	0
10	Zach Nuttall	G 30:44	3-6	2-4	3-3	0	4	4	0	1	12	2	1	2	0	0	-14
5	Ricardo Wright	G 20:59	2-4	2-3	0-0	1	3	4	2	0	6	2	1	0	0	0	0
3	Stefan Todorovic	05:57	0-2	0-2	0-0	0	1	1	0	0	0	0	0	0	0	0	4
22	Keon Ambrose-Hyllon	06:31	0-0	0-0	0-0	0	1	1	0	0	0	0	0	0	1	0	1
24	Emory Lanier	03:10	0-0	0-0	0-0	0	0	0	0	0	0	0	0	0	1	0	-4
13	Mo Njie	09:48	1-1	0-0	2-2	1	1	2	1	1	4	1	0	0	1	0	1
Team						1	2				0				2		
Totals			26-60	6-19	12-13	11	25	36	12	10	70	19	14	6	4	4	-5
Technical Fouls: NONE																	
UCF - 76													Records: 18-13				
NO.	Name	Min	FG	3P	FT	Rebounds		Fouls	TP	AS	TO	ST	Blocks	+/-	Shooting By Period		
						OR	DR								PP	PF	1st
2	Michael Durr	F 27:34	3-4	0-0	3-4	1	5	6	2	2	9	0	0	0	1	0	-8
25	Taylor Hendricks	F 38:43	6-14	2-5	1-2	1	7	8	2	1	15	3	1	2	3	0	0
3	Darius Johnson	G 30:23	4-8	1-3	0-0	0	3	3	2	0	9	5	2	2	0	2	-11
12	Ithiel Horton	G 31:47	6-17	1-6	2-2	2	1	3	0	2	15	3	0	3	0	0	10
13	C.J. Kelly	G 35:46	6-11	3-3	6-6	1	1	2	2	6	21	3	2	2	0	1	5
4	Brandon Suggs	03:10	0-1	0-0	0-0	0	0	0	0	0	0	1	1	0	0	0	-8
0	Lahat Thioune	12:04	2-2	0-0	0-2	2	4	1	1	1	4	0	0	0	0	0	13
1	Jayllion Young	16:29	1-3	1-2	0-0	0	1	1	0	0	3	0	0	0	0	0	-19
11	Tyren Freeman	04:04	0-1	0-0	0-0	0	1	1	0	0	1	0	0	0	0	0	0
Team						2	1	3			0				0		
Totals			28-61	8-19	12-16	9	22	31	10	12	76	19	6	9	4	4	6
Technical Fouls: NONE																	
Biggest lead		SMU	UCF	Points from Turnovers		SMU		UCF	Period by Period Scoring		1st		2nd		TOT		
Best Scoring Run		10 (1 <sup>st</sup> 9:04)	12 (2 <sup>nd</sup> 9:52)	Paint		SMU		UCF	UCF		28		48		76		
Lead Changes		3	3	Fast Breaks		8		9	UCF		28		48		76		
Times Tied		3	3	Bench		10		7									
Time with Lead		28:09	09:39														



## Game 31 • UCF 76, SMU 70 The American First Round • March 9, 2023 Fort Worth, Texas

FORT WORTH, Texas – The UCF men's basketball team erased a 13-point first-half deficit to complete the comeback and advance to the American Athletic Conference Quarterfinals with a 76-70 win over SMU in the first round on Thursday.

"It was a great game. I'm sure everyone realized it was a hard-earned win for us," said head coach Johnny Dawkins. "SMU started off great, got a lot of momentum leading at the half, and I give our guys a lot of credit, they showed a lot of character and kept battling. Finally took a lead and were really able to close the game out well. I give coach Lanier a lot of credit for how his team played. I thought they played with great energy, great effort, and they were very tough about 40 minutes of the game."

The Mustangs opened a game with a bucket, which was answered right away by the Knights with a two-pointer of their own. From there, the Mustangs went on a 7-0 run to go up 9-2. The Black and Gold were able to wing it back to 9-7. Another quick SMU spurt found them up 14-9 at the first media time out with 13:24 on the clock.

Michael Durr rose high for a dunk to bring UCF back within three. Shortly after though, SMU went on another 7-0 run over a 1:18 span to put the Mustangs in front 21-11. At that time, SMU was shooting 64% while the Knights were at a 29% clip. The Mustangs added a three-pointer to go up 13 just over halfway through the first half.

The Knights trimmed it back to a seven-point deficit, sinking the next three shots of the ballgame, bringing their first half field goal percentage back to 40%. The Black and Gold finished the first half shooting 34.3% early on.

UCF went into halftime trailing 36-28. The Knights came into the contest with a 3-12 record trialing at halftime. After SMU's hot start, UCF's defense locked down its opposition, bringing their first half field goal percentage back to 40%. The Black and Gold finished the first half shooting 34.3% early on.

UCF and SMU went back and forth to begin the second half, with neither team really able to establish a run.

The Knights trimmed the deficit to three with a C.J. Kelly three-pointer with just under 12-minutes to go. Kelly, along with Ithiel

Horton, took center stage down the stretch. Together, the pair put UCF on top, sinking 12 straight points to go up 55-51 with 9:52 to go.

SMU continued to keep the pressure on, cutting the lead to one at 69-68. UCF was able to close the deal with some key buckets down the stretch, including a Horton three-pointer from the corner off an assist from Kelly to make it 72-68. A pair of Kelly free throws made it a six-point game. A late Mustang layup was negated by another two Kelly makes from the charity stripe, securing the Knights' 76-70 victory.

Kelly had 18 second-half points, finishing the evening with a team-high 21 points. The performance was reminiscent of his 30-point outing at ECU back on Jan. 4 when he scored 19 in the second half. Kelly went three-for-three from the three-point arc and six-of-six from the free throw line on Thursday night. Horton and Taylor Hendricks added 15 points each, helping in UCF's comeback.

Official Basketball Box Score - Final													Game Time: 6:02 PM Game Duration: 2:12				
UCF at Memphis													2023-24 Men's Basketball				
Records: 18-14													Officials: Anthony Jordan, Will Howard, Josue Nieves				
NO.	Name	Min	FG	3P	FT	Rebounds		Fouls	TP	AS	TO	ST	Blocks	+/-	Shooting By Period		
						OR	DR								PP	PF	1st
2	Michael Durr	F 25:12	3-4	0-0	4-4	5	3	8	1	6	10	0	1	0	2	0	-12
25	Taylor Hendricks	F 37:42	2-12	0-5	1-2	3	6	9	1	5	1	1	0	2	0	-1	
3	Darius Johnson	G 36:24	6-16	2-7	1-2	3	2	5	2	15	4	8	1	0	4	0	
12	Ithiel Horton	G 33:00	4-14	2-8	0-0	1	3	4	1	10	3	2	2	0	0	2	
13	C.J. Kelly	G 35:06	9-12	4-5	6-7	1	6	7	4	5	28	3	0	1	1	0	
1	Jayllion Young	06:54	0-0	0-0	0-0	1	1	2	0	0	0	1	1	0	0	-8	
4	Brandon Suggs	14:12	3-5	1-2	1-2	0	2	4	2	8	1	2	0	1	0	-6	
11	Tyren Freeman	08:30	0-1	0-0	0-0	0	0	0	0	0	1	0	0	0	0	-6	
0	Lahat Thioune	03:50	0-1	0-0	0-0	1	2	1	0	0	0	0	0	0	0	6	
Team						1	2	3			0				1		
Totals			27-65	9-28	13-17	16	26	42	17	16	76	14	16	4	6	5	-5
Technical Fouls: NONE																	
Memphis - 81													Records: 24-8				
NO.	Name	Min	FG	3P	FT	Rebounds		Fouls	TP	AS	TO	ST	Blocks	+/-	Shooting By Period		
						OR	DR								PP	PF	1st
0	Elijah McCadden	F 24:29	1-8	0-1	0-0	1	2	3	1	2	2	2	1	1	0	4	9
4	Chandler Lawson	F 21:20	1-4	0-1	2-2	1	5	6	4	1	4	2	2	1	0	0	4
12	DeAndre Williams	F 35:53	14-23	4-6	3-5	3	10	13	3	5	35	2	1	1	1	7	
23	Malcolm Dandridge	C 20:29	1-3	0-0	1-1	0	1	1	3	1	3	0	0	2	1	1	3
3	Kendric Davis	G 39:19	10-16	5-7	8-9	0	1	1	2	7	33	7	2	1	3	0	5
2	Alex Lomax	16:59	0-1	0-1	0-0	0	0	1	0	0	0	1	0	1	0	0	-4
25	Jayden Hardaway	13:04	1-2	0-1	0-0	0	0	0	0	0	2	2	1	1	0	0	4
55	Damarla Franklin	09:28	0-2	0-2	0-0	0	0	0	2	0	0	0	1	1	0	0	-5
5	Kapodrihi Akobundu-Ehiohu	02:30	0-0	0-0	2-2	0	0	0	0	1	2	0	0	0	0	0	-3
11	Johannan Lawson	16:29	0-0	0-0	0-0	0	0	0	0	0	0	1	0	0	0	0	5
Team						1	2	3			0				1		
Totals			28-59	9-19	16-20	6	21	27	16	17	81	17	9	9	5	6	5
Technical Fouls: NONE																	
Biggest lead		UCF	MEM	Points from Turnovers		UCF		MEM	Period by Period Scoring		1st		2nd		TOT		
Best Scoring Run		8 (1 <sup>st</sup> 13:30)	10 (1 <sup>st</sup> 1:52)	Paint		UCF		MEM	UCF		30		46		76		
Lead Changes		8	8	Fast Breaks		5		17	MEM		40		41		81		
Times Tied		2	2	Bench		8		4									
Time with Lead		03:19	34:40														



## Game 32 • RV Memphis 81, UCF 76 The American Quarterfinals • March 10, 2023 Fort Worth, Texas

FORT WORTH, Texas – The UCF men's basketball team was defeated in the American Athletic Conference Championship quarterfinals, falling to Memphis 81-76. C.J. Kelly had 19 second half points and 28 on the evening as the Knights tried to mount a comeback, but were ultimately unable to.

"It was a great game. I thought both teams played at a high level," said head coach Johnny Dawkins. "I thought Davis and Williams both were outstanding players tonight. I mean, you see why they both first team all-conference players, see why they're two of the better players in the nation. I thought at times they really just stepped up and made huge plays when their team needed it. But I thought our guys, I was really proud of our guys. I thought our guys played hard the entire game as well. I thought C.J. did a great job of leading our team and we were right there at the end. It's a one, two possession game coming down the stretch like it has been pretty much every game that we've played 'em and we just came up a little short."

The two sides traded short scoring bursts at the start of the contest. The Knights took an early 12-9 lead which turned to 14-11 on a Taylor Hendricks slam seven minutes into the game. Memphis' Kendrick Davis put the Tigers in front 16-15 with

a fastbreak three. He had half of Memphis' points after the bucket.

The Tigers pieced together a 6-0 run to go up 22-17 with 11 minutes gone by in the first. The Knights had four turnovers in a span of 3:25 of gameplay that Memphis built off.

The Knights trimmed the deficit to 22-19, but saw the Tigers go on an 18-11 run to finish the half. Memphis' Davis and DeAndre Williams combined for 30 of their team's points as UCF trailed 40-30 at the break. The Tigers outshot the Black and Gold in the first half, shooting 50% to the Knights' 40%. UCF had the edge on the boards, outrebounding the opposition 22-13, including a seven to two edge in offensive rebounds.

The Black and Gold's defense was as tough as a brick wall to begin the second half, not allowing Memphis to score for the first four minutes. Darius Johnson had the first four points of the half, cutting the Memphis lead to 40-34.

UCF slowly started to work its way back into the contest. The defense continued to give the Knights chances on the other end. An Ithiel Horton three pointer followed by another from Johnson tied the game at 47-47 with 12:22 to go in the second.

Memphis made a layup on the next possession. Kelly drove down the floor and was fouled from beyond the three-point arc. He sunk the trio of free throws, putting UCF back in front 50-49. It was the Knights' final lead of the ballgame.

The Tiger lead never stretched to more than seven in the remaining 11 minutes of gameplay. The closest UCF got to retaking the lead again was with 7:11 remaining after a pair of Michael Durr free throws, making it 62-61.

UCF continued to battle down the stretch but couldn't pull back in front. Memphis' Williams and Davis finished the contest accounting for 68 of the Tigers' 81 points in the 81-76 final.

Kelly finished the evening with 28 points, including 19 in the second half. Johnson finished with 15 points while Horton and Durr finished with 10 points each. Hendricks was the team's leading rebounder with nine and finished with five points.

The Knights out-rebounded Memphis 42-27, their most boards since Jan. 14 at Tulane. UCF's postseason run ends with another single digit loss. Of the 14 losses on the year, 12 were by single digits and six were by a single possession.





UCF at Florida												Game Time: 7:00 PM			
03/15/23 Exactech Arena at Stephen C. O'Connell Center, Gainesville												Game Duration: 1:43			
2022-23 Men's Basketball												Attendance: 3,023			
UCF - 67															
Record: 19-14															
NO. Name	Min	FG	3P	FT	Rebounds	Fouls	TP	AS	TO	ST	Blocks	+/-	Shooting By Period		
2 Michael Durr	16:53	1-5	0-0	0-0	1 2 3	1 1	2	1	2	0	1	0	1st FG% 15-27 55.6%	SPT% 3-8 37.5%	
25 Taylor Hendricks	G 36:10	8-11	1-2	0-0	1 7 8	1 1	17	0	2	2	2	0	FT% 2-2 100%	2nd FG% 14-28 50.0%	
3 Darius Johnson	G 27:43	2-5	0-2	0-0	0 3 3	1 1	4	3	4	5	0	22	SPT% 3-7 42.9%	FT% 1-2 50%	
12 Ithiel Horton	G 28:27	5-10	2-4	0-0	0 4 4	1 2	12	1	3	3	0	11	GM FG% 29-55 52.7%	SPT% 6-15 40.0%	
13 C.J. Kelly	G 34:08	9-13	2-4	1-2	0 4 4	1 2	21	2	3	0	0	15	FT% 3-4 75.0%	3rd FG% 1-2 50%	
0 LaLah Thionne	0 21:59	1-6	0-0	0-0	7 3 10	2 0	2	2	1	1	0	21	Dead Ball Rebounds: 1.0		
4 Brandon Suggs	17:25	2-2	0-0	2-2	0 4 4	1 2	6	0	0	1	0	19			
1 Jaylon Young	08:12	0-0	0-0	0-0	0 0 0	0 0	0	0	0	0	0	6			
11 Tyren Freeman	03:50	0-1	0-0	0-0	0 1 1	0 0	0	0	1	1	0	-10			
31 Thierno Sylla	02:36	1-1	1-1	0-0	1 1 2	0 0	3	0	0	0	0	-3			
5 P.J. Edwards	01:29	0-0	0-0	0-0	0 0 0	0 0	0	0	0	0	0	-4			
10 Pochpha Warakukroh	01:08	0-1	0-0	0-0	0 0 0	0 0	0	0	0	0	0	-3			
Team					1 0 1	0 0	2	0	2	0	0	7			
Totals	29:55	6-15	3-4	10	29	39	11	7	67	9	13	3	2	18	
Technical Fouls: NONE															
Florida - 49															
Record: 16-17															
NO. Name	Min	FG	3P	FT	Rebounds	Fouls	TP	AS	TO	ST	Blocks	+/-	Shooting By Period		
33 Jason Jiloboh	C 14:26	2-3	0-0	0-0	1 1 2	1 1	4	2	3	0	0	-5	1st FG% 9-28 32.1%	SPT% 3-15 20.0%	
0 Myreon Jones	G 26:51	1-6	1-4	3-3	0 1 1	1 0	1	6	2	2	2	-10	FT% 5-6 83.3%	2nd FG% 10-31 32.3%	
5 Will Richard	G 29:36	2-4	0-1	0-0	1 6 7	1 0	4	1	0	2	0	-5	SPT% 1-9 11.1%	FT% 2-4 50%	
11 Kyle Lofton	G 26:40	1-4	0-2	0-0	1 3 4	1 0	2	1	5	1	0	-19	GM FG% 19-59 32.2%	SPT% 4-24 16.7%	
24 Riley Kugel	G 29:34	4-12	3-6	2-4	2 0 2	0 3	13	1	3	0	0	-7	FT% 7-10 70.0%	3rd FG% 1-2 50%	
4 Nilek Lane	15:57	3-7	0-0	0-0	1 2 1	0 6	0	1	1	0	-8	Dead Ball Rebounds: 1.0			
10 Aleks Szymczyk	14:17	1-3	0-2	0-0	2 2 4	1 1	2	0	0	2	0	-12			
13 Derzel Aberdeen	08:23	2-3	0-1	2-3	0 0 0	0 2	6	0	1	0	0	-9			
14 Kowacik Reeves	15:06	1-7	0-5	0-0	2 2 1	1 2	2	1	2	1	0	-8			
3 Alex Fudge	16:26	2-10	0-3	0-0	4 0 4	1 1	4	0	0	1	2	-4			
2 Trey Borham	02:44	0-0	0-0	0-0	0 0 0	0 1	0	0	0	0	0	-3			
Team					1 0 1	0 0	1	0	1	0	0	1			
Totals	19:59	4-24	7-10	13	18	29	7	11	49	8	18	10	2	3	
Technical Fouls: NONE															
UCF vs Florida															
Biggest lead	UCF 24 (2nd 1:55)		UF 7 (1st 17:49)		Points from Turnovers	UCF 41 UF 23		Period by Period Scoring		1st 2nd TOT		UCF 35 32 67		UF 26 23 49	
Best Scoring Run	11 (1st 8:32)		7 (1st 5:25)		Paint	40 28									
Lead Changes	3		0		Second Chance	9 14									
Times Tied	1		0		Fast Breaks	12 7									
Time with Lead	32:47 05:40				Bench	11 20									



Game 33 • UCF 67, Florida 49  
NIT First Round • March 15, 2023  
Gainesville, Fla.

GAINESVILLE, Fla. — The UCF men's basketball team was victorious in its NIT First Round matchup, dominating on another night for Florida 67-49. The Knights are the only team this season to hold the Gators under 50 points as the Black and Gold earned their first win in Gainesville in program history.

"I thought our guys came ready and prepared, I think both teams playing hard," said head coach Johnny Dawkins. "After they got off to a 9-2 start, I thought our guys really locked in and were really focused. We were able to turn them over which gave us some chances to get some easy baskets and really get some momentum to end the first half."

The Gators jumped out to a quick 9-2 lead just 2:11 into the game. The Knights were unphased, turning around and going on a quick 9-0 run over the next three and a half minutes to pull in front 15-9. A three ball from Florida was its only points in an eight-minute span as the Black and Gold continued to build a 24-5 run.

With the UCF lead at 26-14 and having held Florida to just five points over 10:55 of gameplay, the Gators finally began to have some shots fall again. They went on a quick 7-0 run after making three free throws and a pair of layups to make it 26-21 and forcing UCF to take a timeout.

Layups from Ithiel Horton and LaLah Thionne gave UCF some breathing room again, putting them back up 30-21 before ending the half in the lead 35-26. The Knights shot 55.6% in the first half while holding the Gators to 32.1% from the field and 20% from the three-point line. The Black and Gold forced Florida to turn the ball over 13 times in the first half, which at the time already became the most in UCF's NIT history, topping the 11 turnovers created in the 2017 game against Illinois.

The second half began with a bang as Darius Johnson snatched a steal and passed it ahead for C.J. Kelly, who in turn alley-ooped it for Taylor

Hendricks who threw it down with authority, putting UCF up 41-30 three minutes in. The Knights went on another run, posting nine straight points to go up 50-32 with 10:48 left play, leaving little doubt in the outcome of the ballgame down the stretch.

The Knights built a lead as big as 24 points after Thierno Sylla nailed a corner three prior to the contest going final at 67-49. The 49 points netted by Florida was the least that the Gators had scored at home since Jan. 13, 1962, when they beat Auburn 43-40.

Kelly led the way for UCF on the stat sheet, scoring 21 points while adding four rebounds and two assists. Hendricks added 17 points, eight rebounds and two blocks while Horton scored 12 points with four rebounds and three steals. Thirteen of Hendricks' points came in the first half while 14 of Kelly's came in the second.

UCF has now held six opponents to 50 points or less this season, achieving defensive masterpieces against Florida, Tulsa, Wichita State, Tarleton State, Santa Clara and Western Illinois.

The Knights created 18 Gator turnovers when the final buzzer sounded, the most in UCF's NIT history and tied for the fourth-most this season, joining four other games with the same number. The 13 steals the Black and Gold accumulated were tied for the second most this season.

UCF finished the evening shooting 52.7%, its second-best shooting performance of the season. The 29 field goals made by the Black and Gold is a new NIT-best for the squad, topping the 25 makes against Colorado in the 2017 first round of the tournament. On the flip side, Florida finished the night shooting 32.3%, from the field and 16.7% from three, the fourth and third lowest numbers by a Knights opponent this year, respectively.

Johnson had five steals in the contest, an NIT record for a Knight, topping three previous members of the Black

and Gold that had two; Horton also got in on the action with three. Kelly's nine field goals and Hendricks' eight both topped the previous best of seven in the NIT set by B.J. Taylor on the same date back in 2017 against Colorado.

Kelly's 21 points are good enough for third-all time for any UCF player in the NIT. He has scored 21 or more points this postseason, averaging 23.3 points per contest through the American Athletic Conference Tournament and the NIT, leading the team by a wide margin during that stretch. He has shot 66.7% from the field and 75% (9-for-12) from beyond the three-point arc over that time.

As a team, the Knights are shooting 46.4% in the postseason, 3.2% greater than their 43.2% season average, and scoring 73 points per game.

The Knights are now 22-8 against opposing schools from The Sunshine State during the Dawkins era. Two wins were added to that tally earlier in the campaign as the Black and Gold beat Florida State 68-54 on Nov. 11 and topped Stetson 73-58 on Dec. 21. In the three victories over Florida foes this season, UCF has outscored them by an average of 15.7 points.

"To me, it's a really good win," said Dawkins. "We look at it as we have a really good state with a lot of talented teams and really good coaches, and so I think the opportunity to play each other is always good and I'm glad we had the opportunity to play against the Gators today."

The Knights advance past the first round of the NIT for the second time in program history in three total titles. UCF's 2016-17 team punched their second round ticket with a 79-74 win at home over Colorado six years ago to the day, representing the program's first postseason win. That victory sparked the Knights' run to the NIT semifinals at Madison Square Garden in New York that season. The Black and Gold are now 4-2 all-time in the NIT.

UCF at Oregon												Game Time: 4:30 PM			
03/16/23 Memorial Knight Arena, Eugene												Game Duration: 2:10			
2022-23 Men's Basketball												Attendance: 3,019			
UCF - 54															
Record: 19-15															
NO. Name	Min	FG	3P	FT	Rebounds	Fouls	TP	AS	TO	ST	Blocks	+/-	Shooting By Period		
2 Michael Durr	F 09:18	1-3	0-0	0-0	2 1 3	5 1	2	0	0	0	0	-10	1st FG% 9-31 29.0%	SPT% 4-17 23.5%	
25 Taylor Hendricks	F 36:07	3-10	1-5	2-3	1 8 9	3 3	9	0	2	0	1	-10	FT% 2-2 100%	2nd FG% 10-31 32.3%	
3 Darius Johnson	G 23:30	2-9	0-5	4-5	0 2 2	1 3	8	2	2	2	0	-4	SPT% 1-13 7.7%	FT% 9-12 75%	
12 Ithiel Horton	G 34:41	3-13	2-6	0-0	2 4 6	1 1	8	1	0	0	0	-14	GM FG% 19-62 30.6%	SPT% 5-30 16.7%	
13 C.J. Kelly	G 39:50	5-15	1-8	2-2	0 2 2	4 2	13	2	4	6	0	-12	FT% 11-14 78.6%	3rd FG% 1-2 50%	
0 LaLah Thionne	11:59	1-1	0-0	2-2	3 0 3	1 3	4	0	1	0	0	-2	Dead Ball Rebounds: 1.0		
4 Brandon Suggs	25:03	4-6	1-2	0-0	1 2 3	3 2	9	0	2	1	0	-1			
1 Jaylon Young	13:14	0-3	0-2	1-2	0 0 0	2 1	1	1	1	2	0	-9			
31 Thierno Sylla	06:18	0-2	0-0	0-0	0 0 0	2 0	0	0	0	0	0	-8			
Team					1 2 3	0 0	0	1	0	0	0	1			
Totals	19:62	5-30	11-14	10	21	31	22	16	54	6	13	11	2	0	
Technical Fouls: NONE															
Oregon - 68															
Record: 21-14															
NO. Name	Min	FG	3P	FT	Rebounds	Fouls	TP	AS	TO	ST	Blocks	+/-	Shooting By Period		
13 Quincy Guerrier	F 33:24	5-10	3-7	3-7	1 5 6	2 5	16	1	4	2	0	13	1st FG% 13-27 48.1%	SPT% 2-11 18.2%	
15 Lok Wur	F 22:53	1-3	1-3	0-0	0 4 4	2 2	3	0	1	0	0	22	SPT% 5-9 55.6%	2nd FG% 10-20 50.0%	
32 Nate Bittle	C 25:45	7-14	1-3	0-8	3 10 13	3 7	21	2	0	1	0	1	FT% 3-8 37.5%	SPT% 3-8 37.5%	
3 Keeshaun Barthelemy	G 38:31	4-7	0-2	1-2	0 3 3	4 2	9	8	4	1	0	17	SPT% 12-17 70.6%	FT% 1-1 100%	
11 Rivaldo Soares	G 36:24	3-8	0-3	2-2	0 5 5	1 2	8	3	3	2	0	-12	GM FG% 23-47 48.9%	SPT% 5-19 26.3%	
2 Tyrone Williams	25:37	0-2	0-1	0-0	0 4 4	2 0	0	0	2	0	0	-1	FT% 17-26 65.4%	3rd FG% 1-2 50%	
10 Ke'Al Ware	15:57	3-3	0-0	5-7	0 2 2	2 4	11	0	2	0	0	-11	Dead Ball Rebounds: 7.0		
23 Gabe Reichle	01:29	0-0	0-0	0-0	0 0 0	0 0	0	0	0	0	0	-3			
Team					1 2 3	0 0	0	1	0	0	0	1			
Totals	23:47	5-19	17-26	5	35	40	16	22	68	14	18	6	0	2	
Technical Fouls: NONE															
UCF vs Oregon															
Biggest lead	UCF 6 (1st 10:12)		Oregon 21 (2nd 15:48)		Points from Turnovers	UCF 26 Oregon 20		Period by Period Scoring		1st 2nd TOT		UCF 24 30 54		Oregon 33 35 68	
Best Scoring Run	8 (1st 10:12)		12 (2nd 15:48)		Paint	26 14									
Lead Changes	5		0		Second Chance	9 8									
Times Tied	5		6		Fast Breaks	12 6									
Time with Lead	03:55 30:04				Bench	14 11									



Game 34 • Oregon 68, UCF 54  
NIT Second Round • March 19, 2023  
Eugene, Ore.

EGUENE, Ore. — The UCF men's basketball team saw its NIT run come to an end in the second round with a 68-54 loss to Oregon in the first meeting between the programs in their histories.

"Give them a lot of credit, their length definitely bothered us," said head coach Johnny Dawkins. "When we were making shots, we were fine, but when we started missing it made it difficult as they were able to take advantage on the other end."

The Knights got out to a 15-9 start through the first 10 minutes of play. C.J. Kelly had five points during the spurt prior to Oregon calling a timeout.

The Ducks took control from there, going on a 22-9 run the rest of the first half. The Knights finished the half shooting 29% from the field and 23.5% from the three-point line. Kelly led the Black and Gold in scoring through the first 20 minutes with nine points. Oregon shot 48.1% from the field in the first.

Kelly had a moment of brilliance with 4:10 left in the first half, earning a steal near midcourt and finishing with a layup. On the inbound, Kelly faked as if he was walking away, but snapped back for his second steal in as many seconds and finished with another layup. The surge from Kelly brought UCF back within one at 23-22. After an Oregon timeout, the Ducks finished the half on a 10-2 run.

The Ducks began the second half with a 16-10 run, putting them up 15. The Oregon lead swelled to as many as 21 with 12:11 to go in the game at 51-30.

The Knights were able to cut the Duck lead down to 13 with 7:11 left after a Brandon Suggs layup to make it 53-40. An Oregon three-pointer, layup and two free throws over the next 3:30 of gameplay paired with no UCF makes put the deficit back at 20 at 60-40 with just under five minutes to play.

Even then, the Knights didn't go down without a fight, cutting it back to a 14-point deficit with 3:20 to go. Another made three and a free throw put the final seal on the game as the Black and Gold fell by a final of 68-54. The 14-point Oregon win was UCF's largest margin of defeat this season.

The Knights posted their lowest three-point percentage of the season, going 5-for-30 from beyond the arc, a 16.7% clip. The 30.6% mark from the field was the second worst of the season, behind only the 30.5% rate against Oklahoma State, a game in which the Knights went down 17 points in the first but rallied back to win in overtime.

"I thought we had some good looks that we just didn't hit

# American Athletic Conference 2022-23 Review

SCHOOL	The American			Overall				The American in the Postseason	
	W-L	PCT	W-L	PCT	H	A	N	STREAK	NCAA Tournament
Houston	17-1	.944	33-4	.892	16-2	11-0	6-2	L1	Sweet 16
Memphis	13-5	.722	26-9	.743	13-2	7-5	6-2	L1	First Round
Tulane	12-6	.667	20-11	.645	12-3	5-4	3-4	L1	
Cincinnati	11-7	.611	23-13	.639	16-3	5-7	2-3	L1	
Temple	10-8	.556	16-16	.500	9-7	6-6	1-3	L2	
Wichita State	9-9	.500	17-15	.531	8-8	7-4	2-3	L1	
UCF	8-10	.444	19-15	.559	11-6	5-7	3-2	L1	Quarterfinals
South Florida	7-11	.389	14-18	.438	9-9	4-7	1-2	L2	Second Round
East Carolina	6-12	.333	16-17	.485	10-6	2-9	4-2	L1	
SMU	5-13	.278	10-22	.312	7-9	1-11	2-2	L4	
Tulsa	1-17	.056	5-25	.167	4-10	0-12	1-3	L12	



## The American Postseason Honors

### Player of the Year

Marcus Sasser, Sr., G, Houston

### Coach of the Year

Kelvin Sampson, Houston

### Defensive Player of the Year

Jamal Shead, Jr., G, Houston

### Freshman of the Year

Jarace Walker, F, Houston

### Most Improved Player of the Year

J'Wan Roberts, R-Jr., F, Houston

### Sixth Man of the Year

Reggie Chaney, Sr., F, Houston

### Sportsmanship Award

Ludgy Debaut, Gr., C, East Carolina  
Sion James, So., G, Tulane

### First-Team All-Conference

Landers Nolley II, R-Sr., G, Cincinnati  
Marcus Sasser, Sr., G, Houston\*  
Kendric Davis, Sr., G, Memphis\*  
DeAndre Williams, Sr., F, Memphis  
Jalen Cook, So., G, Tulane

### Second-Team All-Conference

Taylor Hendricks, Fr., F, UCF  
Jamal Shead, Jr., G, Houston  
J'Wan Roberts, R-Jr., F, Houston  
Jarace Walker, Fr., F, Houston  
Jaylen Forbes, Jr., G, Tulane

### Third-Team All-Conference

David DeJulius, Gr., G, Cincinnati  
Tyler Harris, Sr., G, South Florida  
Damian Dunn, R-So., G, Temple  
Kevin Cross, Jr., F, Tulane  
Craig Porter Jr, Sr., G, Wichita State

### All-Freshman Team

Taylor Hendricks, F, UCF\*  
Ezra Ausar, F, East Carolina\*  
Jarace Walker, F, Houston\*  
Terrance Arceneaux, G, Houston  
Emanuel Sharp, G, Houston

\* denotes unanimous selection

## Individual Statistical Leaders

Points per Game	Kendric Davis	Memphis	21.9
Rebounds per Game	Bryant Seibangue	Tulsa	9.2
Field Goal %	DeAndre Williams	Memphis	53.2%
Assists per Game	Kendric Davis	Memphis	5.4
Free Throw %	Khalif Battle	Temple	89.8%
Steals	Zhuric Phelps	SMU	68
3-Point %	Landers Nolley II	Cincinnati	41.7%
Total 3-Pointers	Tyler Harris	South Fla.	97
<b>Blocks</b>	<b>Taylor Hendricks</b>	<b>UCF</b>	<b>59</b>
Assist to Turnover Ratio	David DeJulius	Cincinnati	3.15
Offensive Rebounds per Game	Bryant Seibangue	Tulsa	3.03
Defensive Rebounds per Game	Bryant Seibangue	Tulsa	6.20
Minutes per Game	Sion James	Tulane	37.06

## Weekly Award Winners

### Player of the Week

Nov. 14	David DeJulius, Gr.	Guard	Cincinnati
Nov. 21	Marcus Sasser, Sr.	Guard	Houston
Nov. 28	Kendric Davis, Sr.	Guard	Memphis
Dec. 5	Khalif Battle, R-So.	Guard	Temple
Dec. 12	Kendric Davis, Sr.	Guard	Memphis
Dec. 19	Kendric Davis, Sr.	Guard	Memphis
Dec. 26	Zhuric Phelps, So.	Guard	SMU
Jan. 2	Kendric Davis, Sr.	Guard	Memphis
Jan. 9	Jaylen Forbes, Jr.	Guard	Tulane
Jan. 16	Kendric Davis, Sr.	Guard	Memphis
	Jaylen Forbes, Jr.	Guard	Tulane
Jan. 23	DeAndre Williams, Sr.	Forward	Memphis
Jan. 30	Kendric Davis, Sr.	Guard	Memphis
	Khalif Battle, So.	Guard	Temple
Feb. 6	Jalen Cook, So.	Guard	Tulane
Feb. 13	DeAndre Williams, Sr.	Forward	Memphis
Feb. 20	Jalen Cook, So.	Guard	Tulane
Feb. 27	DeAndre Williams, Sr.	Forward	Memphis
Mar. 6	Jamal Shead, Jr.	Guard	Houston

### Rookie of the Week

Nov. 14	Jarace Walker	Forward	Houston
Nov. 21	Taylor Hendricks	Forward	UCF
Nov. 28	Taylor Hendricks	Forward	UCF
Dec. 5	Taylor Hendricks	Forward	UCF
Dec. 12	Taylor Hendricks	Forward	UCF
Dec. 19	Jarace Walker	Forward	Houston
Dec. 26	Emanuel Sharp	Guard	Houston
Jan. 2	Taylor Hendricks	Forward	UCF
Jan. 9	Jarace Walker	Forward	Houston
Jan. 16	Taylor Hendricks	Forward	UCF
Jan. 23	Jarace Walker	Forward	Houston
Jan. 30	Jarace Walker	Forward	Houston
Feb. 6	Jarace Walker	Forward	Houston
Feb. 13	Taylor Hendricks	Forward	UCF
Feb. 20	Ezra Ausar	Forward	ECU
Feb. 27	Taylor Hendricks	Forward	UCF
Mar. 6	Taylor Hendricks	Forward	UCF

### UCF on the Honor Roll

Nov. 14	Taylor Hendricks, Fr.	Forward	UCF
Dec. 5	C.J. Kelly, Sr.	Guard	UCF
Dec. 12	Ithiel Horton, R-Sr.	Guard	UCF
Dec. 19	C.J. Kelly, Sr.	Guard	UCF
Dec. 26	Darius Johnson, So.	Guard	UCF
Jan. 9	C.J. Kelly, Sr.	Guard	UCF
Jan. 16	C.J. Kelly, Sr.	Guard	UCF
Feb. 13	Darius Johnson, So.	Guard	UCF
Feb. 27	Ithiel Horton, R-Sr.	Guard	UCF

## Team Statistical Rankings

SCHOOL	OFFENSE				DEFENSE			
	Scoring	FG-Pct.	3FG-Pct.	Rebounds	Scoring	FG-Pct.	3FG-Pct.	Rebounds
UCF	6	7	1	4	2	4	2	10
Cincinnati	3	5	3	5	4	5	4	4
East Carolina	10	11	8	2	6	9	6	8
Houston	4	3	4	1	1	1	3	3
Memphis	2	1	2	7	7	2	3	6
South Fla.	5	6	6	3	8	8	10	5
SMU	8	9	10	6	9	10	9	9
Temple	9	8	7	9	5	7	7	7
Tulane	1	2	5	11	10	6	11	1
Tulsa	11	10	9	10	11	11	5	11
Wichita State	7	4	11	8	3	3	8	2


SCHOOL	FT-Pct.	Blocks	Steals	Assists	Scoring Margin	Rebound Margin	Turnover Margin	Ast/TO Ratio
UCF	2	7	4	5	4	6	4	7
Cincinnati	7	6	9	3	2	3	5	2
East Carolina	8	10	6	10	9	5	9	9
Houston	5	1	3	4	1	1	1	1
Memphis	4	2	1	2	3	7	3	4
South Fla.	10	9	7	8	7	2	7	10
SMU	9	8	5	7	10	9	6	6
Temple	3	5	11	6	8	8	11	8
Tulane	1	3	2	1	5	10	2	3
Tulsa	11	11	10	11	11	11	10	11
Wichita State	6	4	8	9	6	4	8	5





# Big 12 Conference 2022-23 Review

SCHOOL	Big 12					Overall					vs. Ranked		Big 12 in the Postseason		
	W-L	PCT	H	A	N	W-L	PCT	H	A	N	STREAK	Top 10	Top 25	NCAA Tournament	
Kansas	13-5	.722	8-1	5-4	28-8	.778	15-1	7-4	6-3	L1	5-2	7-7	Texas	Elite Eight	
Texas	12-6	.667	8-1	4-5	29-9	.763	17-1	4-6	8-2	L1	5-3	10-7	Kansas State	Elite Eight	
Kansas State	11-7	.611	8-1	3-6	26-10	.722	15-1	4-7	7-2	L1	3-2	7-5	Kansas	Second Round	
Baylor	11-7	.611	6-3	5-4	23-11	.676	14-3	5-5	4-3	L1	3-2	5-6	Baylor	Second Round	
Iowa State	9-9	.500	6-3	3-6	19-14	.576	13-3	3-8	3-3	L2	6-3	9-6	TCU	Second Round	
TCU	9-9	.500	6-3	3-6	22-13	.629	13-4	3-7	6-2	L1	2-4	6-8	Iowa State	First Round	
Oklahoma State	8-10	.444	5-4	3-6	20-16	.556	12-6	6-7	2-3	L1	0-7	3-10	West Virginia	First Round	
West Virginia	7-11	.389	5-4	2-7	19-15	.559	13-4	3-8	3-3	L2	0-6	4-8			
Texas Tech	5-13	.278	3-6	2-7	16-16	.500	11-6	3-7	2-3	L4	1-4	3-10			
Oklahoma	5-13	.278	3-6	2-7	15-17	.469	9-7	2-8	4-2	L1	1-5	4-10	NIT		
													Oklahoma State	Quarterfinals	



## Phillips 66 All-Big 12 Men's Basketball Postseason Awards

<b>Player of the Year</b> Jalen Wilson, Kansas, F, Jr.	<b>All-Big 12 First Team</b> Adam Flagler, Baylor, G, Sr. * Jalen Wilson, Kansas, F, Jr. * Keyontae Johnson, Kansas State, F, Sr. Markquis Nowell, Kansas State, G, Jr. Marcus Carr, Texas, G, Gr.	<b>All-Big 12 Honorable Mention (listed alphabetically by school)</b> Jaren Holmes (Iowa State), Osun Osunniyi (Iowa State), KJ Adams Jr. (Kansas), Dajuan Harris Jr. (Kansas), Jalen Hill (Oklahoma), Grant Sherfield (Oklahoma), Emanuel Miller (TCU), Timmy Allen (Texas) De'Vion Harmon (Texas Tech), Kevin Obanor (Texas Tech)	<b>Big 12 All-Newcomer Team</b> Keyonte George, Baylor, G, Fr. Jaren Holmes, Iowa State, G, Sr. Gradey Dick, Kansas, G, Fr. Keyontae Johnson, Kansas State, F, Sr. * Sir Jabari Rice, Texas, G, Gr.
<b>Defensive Player of the Year</b> Dajuan Harris Jr., Kansas, G, Jr.	<b>All-Big 12 Second Team</b> Keyonte George, Baylor, G, Fr. Gabe Kalscheur, Iowa State, G, Sr. Gradey Dick, Kansas, G, Fr. Damion Baugh, TCU, G, Sr. Mike Miles Jr., TCU, G, Jr.	<b>Big 12 All-Defensive Team</b> Gabe Kalscheur, Iowa State, G, Sr. Dejuan Harris Jr., Kansas, G, Jr. Kevin McCullar Jr., Kansas, G, Sr. Markquis Nowell, Kansas State, G, Jr. Moussa Cisse, Oklahoma State, F, Jr.	<b>Big 12 All-Freshman Team</b> Keyonte George, Baylor, G * Tamin Lipsey, Iowa State, G * Gradey Dick, Kansas, G * Milos Uzan, Oklahoma, G Pop Isaacs, Texas Tech, G
<b>Newcomer of the Year</b> Keyontae Johnson, Kansas State, F, Sr.	<b>All-Big 12 Third Team</b> LJ Cryer, Baylor, G, Jr. Kevin McCullar Jr., Kansas, G, Sr. Kalib Boone, Oklahoma State, F, Sr. Sir Jabari Rice, Texas, G, Gr. Erik Stevenson, West Virginia, G, Sr.		
<b>Freshman of the Year</b> Keyonte George, Baylor, G			
<b>Sixth Man of the Year</b> Sir Jabari Rice, Texas, G, Gr.			
<b>Most Improved Player of the Year</b> KJ Adams Jr., Kansas, F, So.			
<b>Coach of the Year</b> Jerome Tang, Kansas State, 1st Season			

\* denotes unanimous selection

## Team Statistical Rankings

SCHOOL	OFFENSE				DEFENSE			
	Scoring	FG-Pct.	3FG-Pct.	Rebounds	Scoring	FG-Pct.	3FG-Pct.	Rebounds
Baylor	2	8	1	2	9	10	8	9
Iowa State	10	9	8	1	1	4	9	10
Kansas	5	2	5	8	5	2	3	1
Kansas State	3	3	7	7	8	5	1	4
Oklahoma	9	5	2	10	3	8	4	3
Oklahoma State	8	10	9	4	2	1	5	2
Texas	1	1	4	9	4	6	6	6
TCU	6	6	10	3	6	7	2	7
Texas Tech	7	4	6	6	7	3	7	5
West Virginia	4	7	3	5	10	9	10	8

SCHOOL	FT-Pct.	Blocks	Steals	Assists	Scoring Margin	Rebound Margin	Turnover Margin	Ast/TO Ratio
Iowa State	10	7	2	6	7	2	2	6
Kansas	7	3	1	2	2	6	4	3
Kansas State	1	9	4	1	5	8	7	4
Oklahoma	5	6	9	7	10	9	10	8
Oklahoma State	9	1	10	10	9	1	9	10
Texas	2	4	5	3	1	10	1	1
TCU	8	2	3	4	3	7	3	2
Texas Tech	6	8	6	9	8	4	8	9
West Virginia	4	5	7	8	6	3	5	7

### Final Coaches Poll - Apr. 4

Rk.	Team (1st Votes)	Record	Pts.
1	UConn (32)	31-8	800
2	San Diego St.	32-7	688
3	Miami (FL)	29-8	665
4	Alabama	31-6	629
5	Florida Atlantic	35-4	615
6	Houston	33-4	614
7	<b>Texas</b>	<b>29-9</b>	<b>587</b>
8	UCLA	31-6	532
9	<b>Kansas State</b>	<b>26-10</b>	<b>516</b>
10	Gonzaga	31-6	514
11	<b>Kansas</b>	<b>28-8</b>	<b>434</b>
12	Creighton	24-13	426
13	Purdue	29-6	424
14	Marquette	29-7	422
15	Xavier	27-10	332
16	Tennessee	25-11	284
17	Arizona	28-7	282
18	Duke	27-9	232
19	<b>Baylor</b>	<b>23-11</b>	<b>216</b>
20	Michigan St.	21-13	203
21	Arkansas	22-14	174
22	Saint Mary's	27-8	149
23	Virginia	25-8	112
24	Indiana	23-12	97
25	Texas A&M	25-10	88

## How New 2023-24 Big 12 Teams Would Have Compared

SCHOOL	OFFENSE				DEFENSE			
	Scoring	FG-Pct.	3FG-Pct.	Rebounds	Scoring	FG-Pct.	3FG-Pct.	Rebounds
UCF	11	13	2	2	3	6	2	11
BYU	6	7	11	9	12	11	13	1
Cincinnati	2	11	3	8	10	9	7	4
Houston	9	5	10	1	1	1	1	3

SCHOOL	FT-Pct.	Blocks	Steals	Assists	Scoring Margin	Rebound Margin	Turnover Margin	Ast/TO Ratio
BYU	10	5	8	6	9	2	12	9
Cincinnati	11	4	12	5	3	6	8	2
Houston	7	1	5	7	1	1	2	1

RECEIVING VOTES: **TCU 82**; Princeton 54; Kentucky 46; Missouri 42; Penn St. 31; North Texas 26; Maryland 25; Northwestern 13; Auburn 10; Southern California 9; **West Virginia 8**; Memphis 8; **Iowa State 5**; Pittsburgh 2; UAB 1; Providence 1; Oral Roberts 1; Fairleigh Dickinson 1

## Big 12 Conference 2022-23 Notes

- No. 2 seed Texas and No. 3 seed Kansas State concluded the Big 12's 2022-23 season in the NCAA Elite Eight. The Conference has a total of 32 Regional finals appearances with at least one team in the last seven tournaments.
- With two this season, the Big 12 has 51 Regional semifinal appearances all time and advanced multiple teams for the 18th season. The Big 12 high is four appearances in 2002 and 2018.
- Seventy percent of Big 12 programs have advanced to a Sweet 16 within the last five seasons (2018-23) postseason play was conducted - Baylor, Iowa State, Kansas, K-State, Texas, Texas Tech and West Virginia.
- The Conference has 14 Regional semifinal appearances since 2017, which is third nationally. The Big 12's win percentage in the past five Sweet 16s (.583/7-5) is tied for the nation's best among A5 leagues.
- No. 1 seed Kansas and No. 2 seed Texas highlighted a nation-high 70 percent of Big 12 teams in the 2023 NCAA Division I Men's Basketball Championship. Baylor and Kansas State were awarded No. 3 seeds, Iowa State and TCU picked up No. 6 seeds while West Virginia was a No. 9 seed.
- The Big 12 tied its own record as the only league to place 70% of men's basketball teams in the NCAA Championship and 80% of football squads in bowl games in the same academic year, also accomplishing the feat in 2017-18.
- With OSU's top seed in the NIT, the Big 12 placed at least 80% of teams in postseason play for the fifth season since 2003-04. The Big 12 was the only conference with 80% of its teams playing in the major postseason tournaments.
- Seven Big 12 teams played in the Big Dance for the seventh season since 2010, including six of the last nine tournaments conducted. The Big 12 has had six or more NCAA Championship teams in 19 of 26 years, including 10 seasons since 2012. From 2014-23, the Big 12 has 60 selections, the third-best total of any conference.
- The Big 12 captured consecutive national championships with Baylor winning the 2021 title and Kansas bringing home the 2022 trophy. Conference teams played in four consecutive Final Fours (2018, 2019, 2021, 2022), including three straight national championship games (2019, 2021, 2022).
- Sixty percent of Big 12 institutions have advanced to the Final Four since 2002, the highest percentage among conferences.
- Big 12 players picked up two of the Naismith Memorial Basketball Hall of Fame Men's Starting Five position awards. KU's Jalen Wilson collected the Julius Erving Small Forward Award while K-State's Markquis Nowell earned the Bob Cousy Point Guard Award. Additionally, Wilson was a Consensus All-America First Team selection.
- In other major awards, Texas' Rodney Terry was named the Sporting News Coach of the Year and Baylor head coach Scott Drew was selected for the Coach Wooden "Keys to Life" Award.
- Grant McCasland is returning to Texas Tech as the program's 19th head coach after beginning his career as TTU men's basketball Director of Operations from 1999-2001.
- Rodney Terry was elevated from Interim Head Coach to the 26th head coach in Texas program history.
- At least six Big 12 teams have recorded 20-plus wins in every complete season since 2006-07 (15 seasons). The 2019-20 and 2020-21 seasons were reduced due to COVID.
- Kansas clinched its 21st Big 12 regular season title and an NCAA record 64th conference championship all-time.
- Texas claimed the trophy at the Phillips 66 Big 12 Men's Basketball Championship and earned the Conference's automatic berth into the NCAA Championship. The postseason title was UT's second in the last three years.
- For the second straight year, the Big 12 finished first in conference NET average with a 30.2 this season. The next-lowest league was at 57.6. The Big 12 has led the nation in NET/RPI (prior to 2019) ratings in seven of the last 10 seasons.
- The Big 12 was the only conference with all teams in the final 70 of the NET, including seven in the top 27. Every other league had a team at 180 or higher. The final Big 12 rankings were 7. Texas, 9. Kansas, 17. Baylor, 19. K-State, 24. West Virginia, 25. Iowa State, 27. TCU, 42. Oklahoma State, 62. Texas Tech and 70. Oklahoma.
- The Big 12 also led all conferences in strength of schedule with an average of 21.1 and seven teams in the top 14. The next-lowest league was at 38.7.
- A nation-high 50 percent of teams were rated for the 15th week this season on March 13, which was the final ranking for the AP Poll. Final coaches' poll rankings at the end of the season included No. 7 Texas, No. 9 K-State, No. 11 Kansas and No. 19 Baylor. Iowa State, TCU and West Virginia received votes.
- The Big 12 finished with a nation-leading 79.7% (118-30) non-conference win percentage. The Big 12 has won over 70% in 25 of 27 seasons.
- The Big 12's .478 (10-11) win percentage against non-conference Top 25 opponents also led all leagues with 10+ games. Since 2017-18, the Big 12 has posted a nation-leading .504 (63-62) win percentage in such contests.
- The Big 12 had a .641 (41-23) win percentage vs. the other peer conferences, which tops the group. The Big 12 had a winning record against each of the other five major leagues: 5-4 vs. the ACC, 9-8 against the Big East, 7-5 vs. the Big Ten, 7-0 vs. the Pac-12 and 13-6 vs. the SEC.
- Among the six major conferences, the Big 12 was the leader in smallest average scoring margin in conference games (9.6) and in highest percentage of conference games decided by 5-or-fewer points (37.8%).
- With a No. 3 seed, Baylor is one of four teams in the country to earn a top-3 seed in the last three NCAA tournaments.
- Gabe Kalscheur contributed 12 points in the loss to Pittsburgh. The senior scored his 750th point as a Cyclone and tallied two steals in the contest.
- Kansas was led by 20 points from Jalen Wilson, who registered his seventh-straight 20+ point performance, which was the longest streak in the NCAA Tournament.
- Markquis Nowell was named MOP of the East Regional as he finished with just the second 30-point (30), 10-assist (12) game in K-State history in the season finale against FAU.
- Tanner Groves concluded his OU career by recording his sixth double-double of the season with 13 points and 12 rebounds in the Big 12 Championship.
- Dating back to the 2021-22 season, OSU has held 35 of its past 40 opponents under their season scoring average.
- TCU's Mike Miles Jr. had 25 games in double figures out of 27 played this season, including 10 outings of 20+ points. It's the most 20-point games in a season since Desmond Bane had 11 in the 2018-19 season.
- Texas advanced to the Elite Eight for the first time since 2008 and the eighth time in program history.
- Pop Isaacs led TTU with 15 points, while Kevin Obanor and De'Vion Harmon had 14 points each in the team's season finale.
- WVU's Kedrian Johnson scored a career-high 27 points in the NCAA Tournament contest against Maryland. He connected on 8-of-13 from the field and went 7-for-7 from the free throw line.

## Big 12 Conference 2022-23 Ranking Summary

	Baylor	Iowa State	Kansas	Kansas State	Oklahoma	Okl. State	TCU	Texas	Texas Tech	West Virginia
Preseason	5/6	-/RV	5/5	-	-	-	14/16	12/12	25/24	-
Week 2	5/6	-	6/5	-	-	-	15/18	11/11	23/22	-
Week 3	7/7	-/RV	3/3	-	-	-	RV/RV	4/4	21/20	RV/RV
Week 4	6/10	23/23	6/9	RV/RV	RV/RV	-	RV/RV	2/2	RV/RV	RV/RV
Week 5	12/12	20/20	6/6	RV/RV	-/RV	-	24/25	2/2	RV/RV	RV/RV
Week 6	11/11	RV/RV	8/6	RV/RV	-	-	21/22	7/8	RV/RV	RV/RV
Week 7	12/13	RV/RV	4/4	RV/RV	-	-	20/19	7/7	RV/RV	RV/RV
Week 8	12/13	RV/RV	4/4	RV/RV	-	-	18/19	6/6	RV/RV	24/24
Week 9	19/16	25/25	3/3	RV/RV	-	-	17/17	6/6	-/RV	RV/RV
Week 10	RV/RV	14/14	2/2	11/13	-	-	17/17	10/10	-/RV	-
Week 11	21/22	12/12	2/2	13/15	-	-	14/13	7/7	-/RV	-
Week 12	17/17	12/13	9/9	5/5	-	-	11/11	10/10	-	-
Week 13	11/11	13/13	8/8	7/6	-	-	15/16	10/9	-	RV/-
Week 14	14/12	11/13	9/8	12/11	-	-/RV	17/19	5/6	-	RV/-
Week 15	9/9	19/18	5/7	12/14	-	RV/RV	22/24	6/5	-	-
Week 16	9/10	23/21	3/4	14/16	-	RV/RV	24/RV	8/8	-/RV	-
Week 17	7/7	RV/RV	3/3	11/11	-	-	22/22	9/7	-	RV/-
Week 18	10/10	RV/RV	3/4	12/12	-	-	22/23	7/7	-	RV/RV
Week 19	11/11	RV/RV	4/5	15/13	-	-	22/23	5/7	-	RV/-
FINAL	/19	/RV	/11	/9	-	-	/RV	/7	-	/RV







# HISTORY AND RECORDS

2023-24 UCF Men's Basketball



**BIG 12** CONFERENCE

# Annual Results

YEAR	HEAD COACH	OVERALL	CONFERENCE	RECORD	FINISH	POSTSEASON
<i>Club Level</i>						
1969-70	Torchy Clark	11-3	-	-		
<i>NCAA Division II</i>						
1970-71	Torchy Clark	17-9	-	-		
1971-72	Torchy Clark	20-6	-	-		
1972-73	Torchy Clark	19-7	-	-		
1973-74	Torchy Clark	16-8	-	-		
1974-75	Torchy Clark	14-10	-	-		
1975-76	Torchy Clark	20-5	Sunshine State	10-0	1st	1976 NCAA Southeast Regional
1976-77	Torchy Clark	24-2	Sunshine State	8-2	1st	1977 NCAA Southeast Regional
1977-78	Torchy Clark	26-4	Sunshine State	10-0	1st	1978 NCAA Final Four
1978-79	Torchy Clark	19-7	Sunshine State	7-3	2nd	
1979-80	Torchy Clark	25-4	Sunshine State	8-2	2nd	1980 NCAA South Regional
1980-81	Torchy Clark	23-5	Sunshine State	9-1	1st	1981 NCAA South Regional
1981-82	Torchy Clark	21-8	Sunshine State	9-3	1st	1982 NCAA South/Central Regional
1982-83	Torchy Clark	19-9	Sunshine State	10-2	2nd	
1983-84	Chuck Machock	15-13	Sunshine State	9-3	1st	
<i>NCAA Division I</i>						
1984-85	Chuck Machock	10-18	-	-		
1985-86	Phil Carter	6-22	-	-		
1986-87	Phil Carter	12-15	-	-		
1987-88	Phil Carter	9-19	-	-		
1988-89	Phil Carter	7-20	-	-		
1989-90	Joe Dean	7-21	-	-		
1990-91	Joe Dean	10-17	American South	3-9	6th	
1991-92	Joe Dean	10-18	Sun Belt	3-13	10th	
1992-93	Joe Dean	10-17	-	-		
1993-94	Kirk Speraw	21-9	Atlantic Sun	11-5	2nd	1994 NCAA Tournament First Round
1994-95	Kirk Speraw	11-16	Atlantic Sun	7-9	5th	
1995-96	Kirk Speraw	11-19	Atlantic Sun	6-10	3rd (East)	1996 NCAA Tournament First Round
1996-97	Kirk Speraw	7-19	Atlantic Sun	4-12	6th (East)	
1997-98	Kirk Speraw	17-11	Atlantic Sun	11-5	3rd (East)	
1998-99	Kirk Speraw	19-10	Atlantic Sun	13-3	2nd	
1999-00	Kirk Speraw	14-18	Atlantic Sun	10-8	2nd	
2000-01	Kirk Speraw	8-23	Atlantic Sun	3-15	10th	
2001-02	Kirk Speraw	17-12	Atlantic Sun	12-8	4th	
2002-03	Kirk Speraw	21-11	Atlantic Sun	11-5	3rd (South)	
2003-04	Kirk Speraw	25-6	Atlantic Sun	17-3	2nd	2004 NCAA Tournament First Round
2004-05	Kirk Speraw	24-9	Atlantic Sun	13-7	1st	2005 NCAA Tournament First Round
2005-06	Kirk Speraw	14-15	Conference USA	7-7	5th	
2006-07	Kirk Speraw	22-9	Conference USA	11-5	2nd	
2007-08	Kirk Speraw	16-15	Conference USA	9-7	4th	
2008-09*	Kirk Speraw	0-14	Conference USA	0-9	---	
2009-10*	Kirk Speraw	0-17	Conference USA	0-10	---	
2010-11*	Donnie Jones	0-12	Conference USA	0-10	---	
2011-12	Donnie Jones	22-11	Conference USA	10-6	3rd	2012 NIT First Round
2012-13	Donnie Jones	20-11	Conference USA	9-7	4th	
2013-14	Donnie Jones	13-18	The American	4-14	9th	
2014-15	Donnie Jones	12-18	The American	5-13	9th	
2015-16	Donnie Jones	12-18	The American	6-12	8th	
2016-17	Johnny Dawkins	24-12	The American	11-7	4th	2017 NIT Semifinals
2017-18	Johnny Dawkins	19-13	The American	9-9	6th	
2018-19	Johnny Dawkins	24-9	The American	13-5	T-3rd	2019 NCAA Tournament Second Round
2019-20	Johnny Dawkins	16-14	The American	7-11	T-8th	
2020-21	Johnny Dawkins	11-12	The American	8-10	6th	
2021-22	Johnny Dawkins	18-12	The American	9-9	6th	
2022-23	Johnny Dawkins	19-15	The American	8-10	7th	2023 NIT Second Round
<b>TOTALS*</b>	<b>51 SEASONS</b>	<b>827-675</b>		<b>330-289</b>		

\* 2008-09 (17-14, 7-9 C-USA), 2009-10 (15-17, 6-10 C-USA), 2010-11 (21-12, 6-10 C-USA, CBI Semifinals) victories vacated due to NCAA sanctions





# Annual Results

Year	Team	G	FG-FGA	Pct	3FG-A	Pct	FT-FTA	Pct	Reb	Avg	PF	A	TO	Blk	Stl	Pts	Avg
2022-23	UCF	34	848-1980	.428	295-835	.353	441-572	.771	1190	35.0	566	469	452	129	261	2432	71.5
(19-15)	Opp	34	779-1855	.420	221-720	.307	449-620	.724	1130	33.2	554	416	504	97	229	2228	65.5
2021-22	UCF	30	740-1748	.423	264-754	.350	351-499	.703	1057	35.2	471	435	391	111	210	2095	69.8
(18-12)	Opp	30	724-1713	.423	221-708	.312	376-510	.737	1068	35.6	488	398	424	99	214	2045	68.2
2020-21	UCF	23	542-1262	.429	180-507	.355	282-387	.729	765	33.3	389	285	340	79	157	1546	67.2
(11-12)	Opp	23	564-1311	.430	165-504	.327	304-440	.691	801	34.8	378	321	307	61	159	1597	69.4
2019-20	UCF	30	739-1713	.431	213-659	.323	376-529	.711	1039	34.6	498	404	414	87	195	2067	68.9
(16-14)	Opp	30	727-1731	.420	202-637	.317	381-509	.749	1068	35.6	537	422	429	77	205	2037	67.9
2018-19	UCF	33	819-1763	.465	229-628	.365	518-798	.649	1215	36.8	554	439	392	150	189	2385	72.3
(24-9)	Opp	33	764-1938	.394	233-744	.313	367-565	.650	1142	34.6	699	409	400	92	190	2128	64.5
2017-18	UCF	32	690-1627	.424	177-538	.329	450-702	.641	1108	34.6	488	339	431	111	169	2007	62.7
(19-13)	Opp	32	718-1790	.401	201-608	.331	338-469	.721	1085	33.9	625	401	394	122	201	1975	61.7
2016-17	UCF	36	825-1898	.435	263-748	.352	501-758	.661	1468	40.8	548	400	525	145	144	2414	67.1
(24-12)	Opp	36	793-2175	.365	273-873	.313	343-485	.707	1173	32.6	708	483	351	103	231	2202	61.2
2015-16	UCF	30	715-1664	.430	207-651	.318	425-619	.687	1165	38.8	468	379	440	141	137	2062	68.7
(12-18)	Opp	30	799-1925	.415	217-671	.323	332-483	.687	1089	36.3	554	440	278	92	224	2147	71.6
2014-15	UCF	30	704-1621	.434	202-577	.350	371-577	.643	997	33.2	470	369	390	128	155	1981	66.0
(12-18)	Opp	30	825-1809	.456	195-552	.353	306-494	.619	1102	36.7	513	453	312	119	202	2153	71.8
2013-14	UCF	31	803-1831	.439	215-642	.335	432-704	.614	1184	38.2	556	389	424	137	213	2253	72.7
(13-18)	Opp	31	835-1818	.459	191-548	.349	420-644	.652	1085	35.0	606	455	369	150	236	2281	73.6
2012-13	UCF	31	768-1695	.453	220-616	.357	438-680	.644	1134	36.6	436	431	427	141	233	2194	70.8
(20-11)	Opp	31	785-1840	.427	190-605	.314	319-467	.683	1061	34.2	571	442	394	93	238	2079	67.1
2012-13	UCF	31	768-1695	.453	220-616	.357	438-680	.644	1134	36.6	436	431	427	141	233	2194	70.8
(20-11)	Opp	31	785-1840	.427	190-605	.314	319-467	.683	1061	34.2	571	442	394	93	238	2079	67.1
2011-12	UCF	33	768-1777	.432	178-382	.301	178-592	.301	1197	36.3	552	375	417	142	208	2166	65.6
(22-11)	Opp	33	764-1814	.421	190-608	.313	378-573	.660	1105	33.5	651	432	410	106	187	2096	63.5
2010-11*	UCF	33	767-1690	.454	195-582	.335	542-785	.690	1153	34.9	575	405	454	190	200	2271	68.8
(0-12)	Opp	33	751-1832	.410	190-538	.353	388-592	.655	1079	32.7	664	405	427	105	227	2080	63.0
2009-10*	UCF	32	758-1716	.442	178-526	.338	439-644	.682	1052	32.9	599	474	457	95	248	2133	66.7
(0-17)	Opp	32	750-1708	.439	212-607	.349	472-694	.680	1088	34.0	594	415	457	114	234	2184	68.2
2008-09*	UCF	31	784-1756	.446	222-637	.349	432-578	.747	1072	34.6	612	478	445	88	213	2222	71.7
(0-14)	Opp	31	727-1678	.433	220-640	.344	492-715	.688	1013	32.7	579	401	439	92	232	2166	69.9
2007-08	UCF	31	788-1746	.451	231-636	.363	462-650	.711	1083	34.9	621	469	433	109	237	2269	73.2
(16-15)	Opp	31	709-1703	.416	223-664	.336	498-718	.694	1052	33.9	579	384	464	118	183	2139	69.0
2006-07	UCF	31	762-1621	.470	239-606	.394	495-684	.724	1078	34.8	607	467	483	108	237	2258	72.8
(22-9)	Opp	31	679-1662	.409	213-642	.332	449-634	.708	975	31.5	604	392	463	89	225	2020	65.2
2005-06	UCF	29	655-1509	.434	206-565	.365	320-498	.643	999	34.4	554	420	455	108	186	1836	63.3
(14-15)	Opp	29	625-1511	.414	160-487	.329	429-622	.690	939	32.4	485	363	380	75	225	1839	63.4
2004-05	UCF	33	784-1702	.461	283-759	.373	453-651	.696	1174	35.6	622	512	496	143	222	2304	69.8
(24-9)	Opp	33	744-1751	.425	196-571	.343	468-696	.672	991	30.0	603	369	397	89	260	2152	65.2
2003-04	UCF	31	792-1732	.457	232-658	.353	365-510	.716	1129	36.4	574	520	473	141	279	2181	70.4
(25-6)	Opp	31	655-1648	.397	194-594	.327	412-608	.678	989	31.9	541	359	489	75	244	1916	61.8
2002-03	UCF	32	806-1790	.450	203-577	.352	477-653	.730	1166	36.4	604	448	501	101	259	2292	71.6
(21-11)	Opp	32	730-1725	.423	191-576	.332	453-654	.693	993	31.0	585	409	498	90	245	2104	65.8
2001-02	UCF	29	817-1739	.470	200-492	.407	415-587	.707	1068	36.8	554	429	443	105	248	2249	77.6
(17-12)	Opp	29	705-1718	.410	214-632	.339	446-646	.690	1062	36.6	527	423	456	76	182	2070	71.4
2000-01	UCF	31	795-1846	.431	194-608	.319	398-581	.685	1096	35.4	583	420	469	109	240	2182	70.4
(8-23)	Opp	31	809-1791	.452	219-644	.340	465-658	.707	1130	36.5	548	478	478	120	221	2302	74.3
1999-00	UCF	32	837-1854	.451	233-586	.398	386-608	.635	1132	35.4	590	473	486	119	233	2293	71.7
(14-18)	Opp	32	814-1902	.438	206-597	.345	486-687	.707	1184	37.0	549	463	467	107	235	2320	72.5
1998-99	UCF	29	762-1640	.465	184-510	.361	399-564	.707	1073	37.0	529	419	501	100	204	2107	72.7
(19-10)	Opp	29	707-1720	.411	164-552	.297	431-629	.685	988	34.1	507	385	427	76	237	2009	69.3
1997-98	UCF	28	788-1675	.470	137-391	.350	417-630	.662	1071	38.3	591	429	469	116	258	2130	76.1
(17-11)	Opp	28	700-1632	.429	159-483	.329	439-690	.636	982	35.1	540	365	481	73	247	1998	71.4
1996-97	UCF	26	632-1558	.406	178-536	.332	348-521	.668	954	36.7	557	310	465	72	162	1790	68.8
(7-19)	Opp	26	682-1523	.448	166-445	.373	459-675	.680	991	38.1	497	344	427	67	224	1989	76.5

# Annual Results

Year	Team	G	FG-FGA	Pct	3FG-A	Pct	FT-FTA	Pct	Reb	Avg	PF	A	TO	Blk	Stl	Pts	Avg
1995-96	UCF	30	797-1757	.454	201-561	.358	448-629	.712	1110	37.0	653	445	553	103	175	2243	74.8
(11-19)	Opp	30	815-1895	.430	215-591	.364	550-803	.685	1150	38.3	578	438	421	97	303	2395	79.8
1994-95	UCF	27	774-1710	.453	142-405	.351	347-529	.656	1076	39.9	569	420	464	99	184	2037	75.4
(11-16)	Opp	27	736-1703	.432	182-491	.371	450-684	.658	1047	38.8	503	392	401	79	231	2104	77.9
1993-94	UCF	30	883-1888	.468	141-413	.341	511-752	.680	1210	40.3	609	469	445	113	214	2418	80.6
(21-9)	Opp	30	837-1889	.443	192-520	.369	452-699	.647	1090	36.3	631	454	457	96	229	2318	77.3
1992-93	UCF	27	742-1557	.477	142-394	.360	445-659	.675	940	34.8	460	399	428	59	170	2071	76.7
(10-17)	Opp	27	788-1672	.471	185-495	.374	390-565	.690	971	36.0	519	406	402	78	240	2151	79.7
1991-92	UCF	28	776-1713	.453	158-429	.368	398-621	.641	1032	36.9	494	444	483	91	193	2108	75.3
(10-18)	Opp	28	861-1813	.475	153-375	.408	381-568	.671	1078	38.5	544	445	432	81	256	2256	80.6
1990-91	UCF	27	734-1628	.451	175-478	.366	412-617	.668	1026	38.0	524	408	482	67	210	2055	76.1
(10-17)	Opp	27	785-1689	.465	150-420	.357	418-639	.654	1017	37.7	539	393	417	74	250	2138	79.2
1989-90	UCF	28	690-1690	.408	164-450	.364	379-574	.660	1126	40.2	507	428	480	73	147	1923	68.7
(7-21)	Opp	28	815-1787	.456	195-473	.412	362-555	.652	1078	38.5	509	453	357	85	238	2187	78.1
1988-89	UCF	27	801-1633	.491	71-189	.376	325-507	.641	967	35.8	517	414	446	75	143	1998	74.0
(7-20)	Opp	27	847-1711	.495	165-381	.433	418-602	.694	936	34.7	482	396	438	70	239	2277	84.3
1987-88	UCF	28	825-1741	.474	86-236	.364	421-617	.683	1000	35.7	591	394	509	59	219	2159	77.1
(9-19)	Opp	28	892-1755	.508	136-303	.419	485-701	.692	1049	37.5	571	410	445	70	269	2405	85.9
Year	Team	G	FG-FGA	Pct	3FG-A	Pct	FT-FTA	Pct	Reb	Avg	PF	A	TO	Blk	Stl	Pts	Avg
1986-87	UCF	27	723-1563	.463	113-309	.366	362-535	.677	942	34.9	452	360	456	106	180	1921	71.2
(12-15)	Opp	27	818-1731	.473	80-233	.343	291-413	.705	969	35.9	507	381	394	73	219	2008	74.4
1985-86	UCF	28	710-1537	.462			424-603	.703	830	29.3	527	328	499	47	211	1844	65.9
(6-22)	Opp	28	861-1638	.526			405-581	.697	945	33.8	543	466	435	92	225	2126	75.9
1984-85	UCF	28	664-1468	.453			396-590	.671	898	32.1	507	249	474	74	191	1724	61.6
(10-18)	Opp	28	768-1620	.474			419-575	.729	976	34.9	519	428	399	78	193	1955	69.8
1983-84	UCF	28	740-1534	.482			344-534	.644	1054	37.6	534	276	458	105	235	1824	65.1
(15-13)	Opp	28	651-1450	.449			387-576	.672	918	32.8	525	324	474	54	218	1689	60.3
1982-83	UCF	28	845-1620	.528			431-617	.703	1031	37.2	467	289	366	97	224	2120	75.8
(19-9)	Opp	28	813-1697	.479			308-428	.719	934	32.9	554	260	465	92	180	1934	69.1
1981-82	UCF	29	959-1848	.519			415-619	.670	1196	41.2	552	390	497	113	349	2333	80.4
(21-8)	Opp	29	801-1757	.456			365-558	.654	1046	36.1	549	336	570	52	211	1967	67.8
1980-81	UCF	28	880-1756	.501			470-676	.695	1217	43.5	526	325	460	79	268	2230	79.6
(23-5)	Opp	28	741-1651	.449			377-557	.677	955	34.1	574	311	486	49	206	1859	66.4
1979-80	UCF	29	1095-2075	.528			470-635	.740	1277	44.0	566	435	495	110	366	2660	91.7
(25-4)	Opp	29	860-1875	.459			364-525	.693	1044	36.0	560	331	578	66	213	2090	72.0
1978-79	UCF	26	975-2022	.482			500-663	.754	1208	46.5	525	403	429	104	256	2450	94.2
(19-7)	Opp	26	920-1847	.498			382-554	.702	1091	41.9	569	425	515	67	182	2222	85.5
1977-78	UCF	30	998-1983	.503			508-717	.709	1291	43.0	563	399	538	113	380	2504	83.5
(26-4)	Opp	30	872-2023	.431			344-512	.672	1222	40.7	656	345	549	64	221	2088	69.6
1976-77	UCF	28	1048-1982	.528			422-584	.722	1158	41.3		372	462		291	2518	89.9
(24-4)	Opp	28	894-1971	.453			305-440	.693	957	34.1		367	510		213	2097	74.8
1975-76	UCF	25	975-1922	.507			424-557	.761	1069	42.8		317	402		212	2370	94.8
(20-5)	Opp	25	805-1794	.449			349-523	.667	866	34.6		275	395		122	1959	78.4
1974-75	UCF	24	773-1567	.493			345-470	.734	840	35.0		213	474		251	1891	79.0
(14-10)	Opp	24	767-1654	.462			253-381	.664	795	33.1						1787	74.5
1973-74	UCF	24	874-1807	.484			278-396	.702	954	39.8		300	414		258	2026	84.4
(16-8)	Opp	24														1764	73.5
1972-73	UCF	26	911-2050	.444			286-422	.677	1011	38.9		392	453		296	2108	81.1
(19-7)	Opp	26	836-1900	.444			310-440	.705								1982	76.2
1971-72	UCF	26	912-1819	.503			443-675	.666	1223	47.0		493	479		345	2269	87.3
(20-6)	Opp	26														2070	79.6
1970-71	UCF	26	987-2008	.493			499-734	.680	1039	40.0		328	403			2473	95.1
(17-9)	Opp	26														2053	79.0
1969-70			Statistics Not Available														
(11-3)																	

\* 2008-09 (17-14, 7-9 C-USA), 2009-10 (15-17, 6-10 C-USA), 2010-11 (21-12, 6-10 C-USA, CBI Semifinals) victories vacated due to NCAA sanctions





# Annual Leaders

## ANNUAL SCORING AVERAGE LEADERS

1969-70	Mike Clark	24.4
1970-71	Mike Clark	27.6
1971-72	Mike Clark	23.3
1972-73	Arnett Hall	20.2
1973-74	Arnett Hall	20.7
1974-75	Bennie Shaw	25.4
1975-76	Bennie Shaw	25.4
1976-77	Bo Clark	28.8
1977-78	Jerry Prather	21.0
1978-79	Bo Clark	31.6
1979-80	Bo Clark	26.8
1980-81	Roland Ebron	15.2
1981-82	Willie Edison	17.7
1982-83	Dan Faison	16.7
1983-84	Dan Faison	15.1
1984-85	Stan Kimbrough	18.1
1985-86	Pat Crocklin	11.7
1986-87	Pat Crocklin	13.3
1987-88	Ben Morton	15.6
1988-89	Ken Leeks	14.7
1989-90	Ken Leeks	15.0
1990-91	Ken Leeks	17.5
1991-92	Ken Leeks	18.5
1992-93	Darryl Davis	18.1
1993-94	Ochiel Swaby	18.3
1994-95	Ochiel Swaby	19.0
1995-96	Harry Kennedy	17.2
1996-97	Harry Kennedy	17.5
1997-98	Mark Jones	20.8
1998-99	Brad Traina	16.7
1999-00	D'Quarius Stewart	16.1
2000-01	Paul Reed	14.0
2001-02	Paul Reed	13.8
2002-03	Ray Abellard	16.3
2003-04	Dexter Lyons	18.3
2004-05	Gary Johnson	13.6
2005-06	Josh Peppers	13.7
2006-07	Josh Peppers	14.3
2007-08	Jermaine Taylor	20.8
2008-09	Jermaine Taylor	26.2
2009-10	Isaac Sosa	10.3
2010-11	Marcus Jordan	15.2
2011-12	Keith Clanton	14.5
2012-13	Isaiah Sykes	16.0
2013-14	Isaiah Sykes	17.2
2014-15	B.J. Taylor	12.8
2015-16	A.J. Davis	12.0
2016-17	B.J. Taylor	17.4
2017-18	B.J. Taylor	15.9
2018-19	B.J. Taylor	15.9
2019-20	Collin Smith	12.6
2020-21	Darius Perry	14.7
2021-22	Darin Green Jr.	13.3
2022-23	Taylor Hendricks	15.1

## ANNUAL FIELD GOAL PERCENTAGE LEADERS

1969-70	---	---
1970-71	Mike Malone	.586
1971-72	Mike Clark	.568
1972-73	Willy Belotte	.496
1973-74	Willy Belotte	.556
1974-75	Jerry Prather	.557
1975-76	Jerry Prather	.580
1976-77	Jerry Prather	.590
1977-78	Jerry Prather	.587
1978-79	Wil Nix	.537
1979-80	Gerald Jones	.597
1980-81	Roland Ebron	.537
1981-82	Willie Edison	.668
1982-83	Larry Gowins	.618
1983-84	Larry Gowins	.556
1984-85	Stan Kimbrough	.496
1985-86	Tony Marini	.552
1986-87	Pat Crocklin	.560
1987-88	Ben Morton	.578
1988-89	Ken Leeks	.597
1989-90	Ken Leeks	.505
1990-91	Ken Leeks	.569
1991-92	Ken Leeks	.583
1992-93	Victor Saxton	.571
1993-94	Victor Saxton	.504
1994-95	Ted Portee	.549
1995-96	Howard Porter	.582
1996-97	Scott White	.522
1997-98	Davin Granberry	.672
1998-99	Beronti Simms	.526
1999-00	Roy Leath	.567
2000-01	Mario Lovett	.515
2001-02	Joey Graham	.510
2002-03	Ed Dotson	.494
2003-04	Roberto Morentin	.553
2004-05	Anthony Williams	.542
2005-06	Justin Rose	.472
2006-07	Dave Noel	.500
2007-08	Stanley Billings	.530
2008-09	Kenrick Zondervan	.572
2009-10	A.J. Tyler	.484
2010-11	Keith Clanton	.529
2011-12	Isaiah Sykes	.545
2012-13	Keith Clanton	.535
2013-14	Isaiah Sykes	.475
2014-15	Staphon Blair	.609
2015-16	Tacko Fall	.750
2016-17	Tacko Fall	.715
2017-18	Tacko Fall	.767
2018-19	Tacko Fall	.748
2019-20	Cesar DeJesus	.504
2020-21	Isaiah Adams	.466
2021-22	Cheikh Mbacke Diong	.588
2022-23	Taylor Hendricks	.478

## ANNUAL 3-POINT PERCENTAGE LEADERS

1986-87	Chris Wallen	.395
1987-88	Marty Collier	.396
1988-89	Edsel Bester	.490
1989-90	Edsel Bester	.469
1990-91	Tommy Tormohlen	.424
1991-92	Sinua Phillips	.402
1992-93	Darryl Davis	.469
1993-94	Darryl Davis	.432
1994-95	Patrick Butts	.429
1995-96	Harry Kennedy	.398
1996-97	D'Quarius Stewart	.418
1997-98	Brad Traina	.398
1998-99	Jason Thornton	.430
1999-00	Jason Thornton	.495
2000-01	Stephen Graham	.448
2001-02	Ray Abellard	.462
2002-03	Ray Abellard	.406
2003-04	Rob Ross	.470
2004-05	Gary Johnson	.415
2005-06	Troy Lindbeck	.402
2006-07	Mike O'Donnell	.430
2007-08	Dave Noel	.455
2008-09	Isaac Sosa	.452
2009-10	Isaac Sosa	.427
2010-11	Isaac Sosa	.392
2011-12	Keith Clanton	.336
2012-13	Kasey Wilson	.500
2013-14	Matt Williams	.384
2014-15	Adonys Henriquez	.394
2015-16	Daiquan Walker	.371
2016-17	Nick Banyard	.471
2017-18	B.J. Taylor	.388
	Djordjije Mumin	.388
2018-19	Terrell Allen	.406
2019-20	Darin Green Jr.	.417
2020-21	Brandon Mahan	.438
2021-22	Darin Green Jr.	.385
2022-23	Taylor Hendricks	.394


\*minimum 75% games played, 1.5 3pm/gm.



**B.J. TAYLOR**



**TACKO FALL**



**NICK BANYARD**



**ANNUAL FREE THROW PERCENTAGE LEADERS**

1969-70	Mike Clark	.867
1970-71	Mike Lalone	.847
1971-72	Mike Clark	.728
1972-73	Arnett Hall	.793
1973-74	Ed Smith	.677
1974-75	Bennie Shaw	.741
1975-76	Bo Clark	.851
1976-77	Bo Clark	.837
1977-78	Pete Krull	.819
1978-79	Cleveland Jackson	.875
1979-80	Gerald Jones	.820
1980-81	Jim Ferrell	.864
1981-82	Willie Edison	.775
1982-83	Ronnie Thornton	.690
1983-84	Greg Brown	.794
1984-85	Julian Butler	.811
1985-86	Sam Alexander	.742
1986-87	Stan Haitcock	.920
1987-88	Fred Crawford	.754
1988-89	Edsel Bester	.736
1989-90	Bob Blackwood	.861
1990-91	Anthony Haynes	.747
1991-92	Ray Carter	.683
1992-93	Victor Saxton	.776
1993-94	Ochiel Swaby	.809
1994-95	Patrick Butts	.744
1995-96	Eric Riggs	.863
1996-97	Harry Kennedy	.814
1997-98	D'Quarius Stewart	.790
1998-99	Beronti Simms	.867
1999-00	Jason Thornton	.864
2000-01	Jason Thornton	.889
2001-02	Stephen Graham	.804
2002-03	Ray Abellard	.839
2003-04	Roberto Morentin	.780
2004-05	Gary Johnson	.814
2005-06	Mike O'Donnell	.791
2006-07	Dave Noel	.854
2007-08	Mike O'Donnell	.803
2008-09	Jermaine Taylor	.812
2009-10	Taylor Young	.806
2010-11	Marcus Jordan	.775
2011-12	Marcus Jordan	.716
2012-13	Tristan Spurlock	.762
2013-14	Tristan Spurlock	.753
2014-15	Adonys Henriquez	.786
2015-16	Chance McSpadden	.824
2016-17	Matt Williams	.811
2017-18	Cesar DeJesus	.742
2018-19	Aubrey Dawkins	.835
2019-20	Darin Green Jr.	.833
2020-21	Brandon Mahan	.906
2021-22	Brandon Mahan	.889
2022-23	C.J. Kelly	.813

**ANNUAL REBOUND AVERAGE LEADERS**

1969-70	---	---
1970-71	Don Mathis	9.1
1971-72	Ed Fluitt	14.0
1972-73	Ed Smith	10.5
1973-74	Ed Smith	9.3
1974-75	Willy Belotte	8.9
1975-76	Jerry Prather	8.6
1976-77	Lee Riley	9.0
1977-78	Jerry Prather	8.2
1978-79	Wil Nix	9.9
1979-80	Ruben Cotton	11.0
1980-81	Dean Rossin	10.7
1981-82	Ronnie Thornton	8.0
1982-83	Larry Gowins	6.8
1983-84	Dan Faison	8.4
1984-85	Dan Faison	8.0
1985-86	Tony Marini	5.9
1986-87	John Friday	6.7
1987-88	Fred Crawford	8.6
1988-89	Ken Leeks	7.4
1989-90	Ken Leeks	9.0
1990-91	Ken Leeks	9.9
1991-92	Ken Leeks	8.7
1992-93	James Walker	7.8
1993-94	James Walker	7.5
1994-95	Howard Porter	6.9
1995-96	Howard Porter	7.0
1996-97	Mario Lovett	5.5
1997-98	Mark Jones	7.2
1998-99	Mario Lovett	6.3
1999-00	Paul Reed	6.5
2000-01	Paul Reed	7.4
2001-02	Paul Reed	8.9
2002-03	Ed Dotson	5.9
2003-04	Roberto Morentin	6.9
2004-05	Anthony Williams	5.6
2005-06	Justin Rose	5.7
2006-07	Lavell Payne	5.5
2007-08	Tony Davis	5.9
2008-09	Tony Davis	6.8
2009-10	Keith Clanton	6.8
2010-11	Keith Clanton	7.7
2011-12	Keith Clanton	8.1
2012-13	Keith Clanton	8.5
2013-14	Isaiah Sykes	7.2
2014-15	Staphon Blair	5.2
2015-16	A.J. Davis	6.0
2016-17	Tacko Fall	9.5
2017-18	A.J. Davis	7.6
2018-19	Tacko Fall	7.6
2019-20	Dazon Ingram	6.9
2020-21	Brandon Mahan	5.0
2021-22	C.J. Walker	5.0
2021-22	Cheikh Mbacke Diong	6.0
2022-23	Taylor Hendricks	7.0

**ANNUAL ASSIST AVERAGE LEADERS**

1969-70	---	---
1970-71	Mike Clark	3.4
1971-72	Mike Clark	5.9
1972-73	Mike Clark	5.9
1973-74	Angelo Collins	3.1
1974-75	Bennie Shaw	2.4
1975-76	Bennie Shaw	3.5
1976-77	Calvin Lingelbach	4.9
1977-78	Cleveland Jackson	4.0
1978-79	Cleveland Jackson	5.6
1979-80	Gerald Jones	3.9
1980-81	Jim Beachum	3.3
1981-82	Eddie Rhodes	4.0
1982-83	Terrence Stanley	3.6
1983-84	Aundre Reid	3.4
1984-85	Stan Kimbrough	2.3
1985-86	Chris Wallen	2.0
1986-87	Bryant Woodford	3.1
1987-88	Bryant Woodford	2.8
1988-89	Bob Blackwood	3.1
1989-90	Anthony Haynes	4.9
1990-91	Sinua Phillips	4.9
1991-92	Sinua Phillips	6.5
1992-93	Sinua Phillips	4.7
1993-94	Sinua Phillips	3.1
1994-95	Patrick Butts	3.7
1995-96	Stacey Castle	5.0
1996-97	Cory Perry	3.2
1997-98	Cory Perry	5.1
1998-99	Cory Perry	5.3
1999-00	Cory Perry	4.3
2000-01	Al Miller	4.8
2001-02	Al Miller	3.2
2002-03	Marius Boyd	3.3
2003-04	Gary Johnson	4.2
2004-05	Kingsley Edwards	4.2
2005-06	Mike O'Donnell	4.0
2006-07	Mike O'Donnell	3.7
2007-08	Chip Cartwright	3.5
2008-09*	---	---
2009-10*	---	---
2010-11	Marcus Jordan	3.3
2011-12	A.J. Rompza	4.4
2012-13	Isaiah Sykes	4.5
2013-14	Isaiah Sykes	3.5
2014-15	Brandon Goodwin	2.9
2015-16	Daiquan Walker	3.8
2016-17	B.J. Taylor	3.5
2017-18	B.J. Taylor	3.2
2018-19	Terrell Allen	4.3
2019-20	Dazon Ingram	3.8
2020-21	Darius Perry	3.4
2021-22	Darius Perry	4.4
2022-23	Darius Johnson	3.1

\* 2008-09 and 2009-10 assist leader (A.J. Rompza: 5.2, 2008-09; 4.6, 2009-10) statistics vacated due to NCAA sanctions



**BRANDON MAHAN**



**TAYLOR HENDRICKS**



**DARIUS PERRY**






# Coaching History



**TORCHY CLARK**

1969-1983  
274-89




**CHUCK MACHOCK**

1983-85  
24-81



**PHIL CARTER**

1985-89  
37-73



**JOE DEAN**

1989-93  
37-73



**KIRK SPERAW**

1993-2010  
247-233\*



**DONNIE JONES**

2010-2016  
79-88\*



**JOHNNY DAWKINS**

2016-present  
131-87

## Coaching History Quick View

Coach	Yrs.	Wins	Win %
Torchy Clark *	14	274	.755
Kirk Speraw	17	247*	.515
Johnny Dawkins	7	131	.601
Donnie Jones	6	79*	.473
Joe Dean	4	37	.336
Phil Carter	4	37	.336
Chuck Machock ^	2	24	.222

\* - 2008-09 (17-14, 7-9 C-USA), 2009-10 (15-17, 6-10 C-USA), 2010-11 (21-12, 6-10 C-USA, CBI Semifinals) victories vacated due to NCAA sanctions  
^ - Coached during DII era

\* 2008-09 (17-14, 7-9 C-USA), 2009-10 (15-17, 6-10 C-USA), 2010-11 (21-12, 6-10 C-USA, CBI Semifinals) victories vacated due to NCAA sanctions

## All-Time Assistant Coaches

Russ Salerno 1972-74, 1980-81  
Ray Ridenour 1974-80  
Dave Shaw 1981-82  
Ray Hernan 1983-84  
Bob Huggins 1983-84  
Paul Musser 1983-84  
Jim Chellis 1984-85  
Rick Duckett 1984-85  
Sam Harris 1984-85  
Brent Wellman 1986-87  
Tab Baldwin 1986-88  
Bret Campbell 1989-92  
Tim Thomas 1989-92  
Ben DeVary 1990-95  
Anthony Haynes 1991-92  
Dwight Evans 1992-94, 2002-08

Chris Mowry 1993-02  
Jorge Fernandez 1995-02  
Tony Seabury 1995-96  
Don Burgess 1996-00  
Craig Brown 2000-10  
Tom Schuberth 2002-06 (associate)  
Mike Jaskulski 2006-10 (associate)  
Steve DeMeo 2008-09  
Robert McCullum 2009-10  
Shawn Finney 2010-16 (associate)  
Darren Tillis 2010-16  
Tim Thomas 2010-15  
Brendan Suhr 2012-13  
Christian Webster 2015-16  
Jamill Jones 2016-17  
Kevin Norris 2016-present

Robbie Laing 2016-present  
Vince Taylor 2017-2021  
Mamdou N'Diaye 2021-present  
Tyson Waterman 2023-present  
Ben Witherspoon 2023-present

# Year-By-Year Results

## 1969-70 (11-3)

Coach: Torchy Clark

N21	at Massey Tech	W	99-38
N22	Palm Beach	W	93-71
D3	Palm Beach Atlantic	W	78-58
D5	at McCoy AFB	W	104-66
D9	Jones	W	111-47
D12	Patrick AFB	W	71-60
N/A	McCoy AFB	W	99-65
J13	New College	W	98-35
J17	Patrick AFB	L	75-68
N/A	Daytona All-Stars	W	91-72
J31	at Palm Beach Atlantic	L	74-73
F14	Orlando Gators	W	94-79
F21	New College	W	117-64
F25	at Fort Lauderdale	L	89-85

(home games played at Winter Park High School)

## 1970-71 (17-9)

Coach: Torchy Clark

N17	Embry-Riddle	W	111-37
N20	at Fort Lauderdale	W	78-77
N21	at Homestead AFB	L	113-109
N27	North Carolina College	L	93-87
N28	Palm Beach Atlantic	L	83-80
D2	at Embry Riddle	W	101-75
D4	Patrick AFB	W	112-75
D5	SW Georgia	L	85-76
D11	at Florida Bible	W	116-71
D12	at Palm Beach Atlantic	W	78-65
D19	Greensboro College	W	82-78
D21	at Maritime College	W	103-83
D22	at South Jersey	W	96-80
D23	at N.Y. Cathedral College	L	87-85
J6	McDill AFB	W	102-73
J11	Florida Bible	W	99-71
J15	Patrick AFB	W	97-95
J16	Fort Lauderdale	W	63-61
J23	at Florida Tech	L	109-61
J25	SUNY New Paltz	W	96-88
J29	McCoy AFB	L	104-97
F5	Homestead AFB	W	123-87
F8	at SW Georgia	L	84-72
F13	at Florida Tech	W	101-75
F19	at McCoy AFB	L	111-93
F20	Palm Beach Atlantic	W	89-67

(home games played at Oviedo High School)

## 1971-72 (20-6)

Coach: Torchy Clark

N30	McDill AFB	W	112-45
D1	Embry-Riddle	W	118-79
D3	at Florida Bible	W	99-63
D4	Palm Beach Atlantic	W	87-63
D6	at Rollins	L	82-73
D11	Patrick AFB	W	107-63
D13	at Wisconsin	L	90-58
D17	Greensboro College	W	95-86
D18	Georgia College	W	77-68
J4	Illinois Benedictine	W	73-60
J7	at Florida Bible	W	123-62
J8	at Palm Beach Atlantic	W	110-75
J14	Florida Tech	W	125-66
J18	Bloomfield	W	83-61
J21	at North Georgia	L	87-86
J22	at Georgia College	L	73-69
J24	at Greensboro College	W	90-89
J26	Hawthorne	W	117-83
J28	at Florida Tech	W	68-60
F3	at St. Thomas	W	73-60
F5	at Chicago	W	59-57
F7	at Lake Forest	W	82-64
F8	at Wisconsin-Oshkosh	L	80-66
F18	at Atlanta Christian	W	96-55
F19	at Atlanta Baptist	W	95-76
F22	at USF	L	115-96

## 1972-73 (19-7)

Coach: Torchy Clark

N30	at Florida Bible	W	98-45
D1	at St. Thomas	L	99-75
D2	at Palm Beach Atlantic	W	85-74
D5	at Jacksonville	L	70-50
D11	USF!	L	100-88
D12	at St. Leo	W	66-55
D19	at Lake Forest	W	80-65
D21	at Elmhurst	W	84-80
D22	at Racine	W	58-51
J6	Renesselear Tech!	L	69-63 (3ot)
J10	at Memphis	L	124-75
J13	Palm Beach Atlantic!	W	106-56
J17	Fort Lauderdale!	W	64-63
J19	North Georgia@	W	95-80
J20	Bloomfield@	W	74-59
J24	New Hampshire!	W	97-87
J27	at Florida Tech	W	81-63
J31	at North Georgia	W	86-79
F1	at Piedmont	W	108-57
F3	Florida Bible!	W	94-72
F5	Rollins!	L	80-79 (ot)
F9	Georgia College#	W	92-89
F10	Florida Tech!	W	81-78
F13	St. Leo!	L	110-82
F15	West Florida!	W	56-54
N/A	UNC-Asheville!	W	88-84

! - Lake Highland Prep  
@ - Oviedo High School  
# - Winter Park High School

## 1973-74 (16-8)

Coach: Torchy Clark

D3	at USF	L	96-76
D5	St. Leo	W	65-49
N/A	North Georgia	W	84-65
D8	Clearwater Christian	W	132-74
N/A	Florida Tech	W	94-64
D14	Transylvania	W	55-38
D15	at West Florida	L	85-82
D16	at Spring Hill	L	90-76
J2	vs. Charlotte!	L	93-71
J3	at Stetson!	L	86-68
J5	Aquinas	W	87-79
J8	Mass. Institute of Tech.	W	91-70
J12	St. Thomas	W	85-73
J16	New York Tech	W	80-67
N/A	Fort Lauderdale	W	99-63
J26	at Rollins	L	71-69 (ot)
F1	at Florida A&M	L	88-77
F5	Clearwater Christian	W	116-55
F9	Florida Tech	W	101-69
F12	at St. Leo	L	96-72
F16	West Florida	W	88-74
F20	Baruch	W	96-54
F21	Medgar Evers	W	85-79
F22	York College	W	77-66

! Stetson Invitational - DeLand, Fla.

## 1974-75 (14-10)

Coach: Torchy Clark

N29	at Georgia State	L	66-63
N30	USF@	W	75-74
D2	Edward Waters@	W	96-79
D3	at Florida Southern	L	90-80
D13	at St. Thomas	L	98-97
D30	Maine	L	60-57
J4	Ashland	W	63-58 (ot)
J6	Atlantic Christian	W	85-69
J14	vs. Valdosta State!	W	69-59
J15	vs. C.W. Post!	L	78-73
F8	Florida Tech	W	100-69
J22	Florida Memorial	W	97-60
J25	St. Leo	L	85-84
J28	Edward Waters	L	81-78
J31	West Florida	W	85-73
F1	Rollins	W	75-70
F5	at Florida A&M	L	85-82
F6	Georgia Southwestern	L	66-56
F11	St. Leo	W	63-42
F14	Florida Tech	W	103-76
F17	at USF	L	120-87
F20	at West Florida	W	98-87
F22	at Rollins	L	101-92
F25	St. Thomas@	W	47-45

@ - Winter Park High School  
! Citrus Invitational - Lakeland, Fla.

## 1975-76 (20-5, 10-0 Sunshine State)

Coach: Torchy Clark

N29	USF	L	94-76
D4	St. Bernard	W	100-87
D6	Clearwater Christian	W	163-90
D10	at Memphis	L	76-57
D13	Georgia State	L	73-71
D16	Rio Grande	W	101-88
D18	Medgar Evers	W	131-70
J6	at West Florida	W	73-65
J9	Aquinas	W	101-84
J10	Dickinson	W	82-58
J14	Western New England	W	109-74
J21	Edward Waters	W	116-81
J24	St. Thomas	W	79-70
J27	St. Leo	W	80-56
J31	Florida Southern	W	92-76
F4	at Eckerd	W	95-69
F7	at Rollins	W	94-77
F11	Eckerd	W	113-85
F17	at St. Thomas	W	82-67
F21	at Florida Southern	W	72-68
F24	Rollins	W	95-78 (ot)
F26	at St. Leo	W	105-85
M11	vs. Valdosta State!	L	95-82
M12	vs. Rollins!	L	101-91

(home games played at Winter Park High School)  
! NCAA Southeast Regional - Chattanooga, Tenn.

## 1976-77 (24-4, 8-2 Sunshine State)

Coach: Torchy Clark

N26	Flagler	W	89-62
N27	at Memphis	L	84-53
N29	at USF	W	66-57
D2	Tennessee Wesleyan	W	108-107 (ot)
D11	Illinois-Chicago	W	93-57
D16	Georgia State	W	91-76
D19	vs. Milton State!	W	79-61
D20	at Lawrence!	W	102-80
J4	Northwood	W	115-74
J5	Missouri Baptist	W	95-70
J10	Aquinas	W	98-81
J12	Eckerd	W	111-87
J15	Rollins	L	58-53
J17	at Flagler	W	129-79
J19	Upsala	W	102-77
J22	Florida Southern	W	77-69
J25	at Georgia State	W	74-68
J29	at St. Leo	W	79-72
J31	Florida Memorial	W	135-83
F5	at St. Thomas	W	80-71
F7	Eckerd	W	100-79
F12	Florida Southern	W	104-83
F16	at St. Thomas	W	61-52
F19	Florida Tech	W	123-96
F23	St. Leo	W	80-74 (3ot)
F26	at Rollins	L	71-64
M4	vs. Armstrong State@	W	91-82
M5	at Chattanooga@	L	88-79

! Lawrence Invitational - Appleton, Wis.  
@ NCAA Southeast Regional - Chattanooga, Tenn.





# Year-By-Year Results

**1977-78 (26-4, 10-0 Sunshine State)**

Coach: Torchy Clark

N30	Flagler	W	84-56
D8	Southern Benedictine	W	64-61
D12	at Lamar	L	65-62 (ot)
D13	at Rice	L	65-63
D17	Lawrence	W	100-77
D19	vs. Knoxville!	W	95-85
D20	at Columbus!	W	74-62
J5	Edward Waters	W	102-92
J7	UNC-Asheville	W	88-70
J11	Western New England	W	106-79
J14	Florida Memorial	W	106-79
J17	at St. Thomas	W	64-46
J21	at Rollins	W	81-71
J24	Florida Southern	W	78-75
J26	at USF	W	79-57
J28	at Eckerd	W	109-81
J31	St. Leo	W	68-53
F2	at Flagler	W	88-64
F4	St. Thomas	W	76-68
F8	Rollins	W	76-72
F11	at Florida Southern	W	97-90
F14	Eckerd	W	100-67
F18	at St. Leo	W	79-61
F21	vs. St. Leo@	W	89-60
F22	vs. Rollins@	W	103-66
M3	Augusta#	W	86-66
M4	Florida A&M#	W	85-78
M11	San Diego\$	W	77-71
M17	vs. Cheyney State%	L	79-63
M18	vs. Eastern Illinois%	L	77-67

† Columbus Christmas Tournament - Columbus, Ga.

@ Sunshine State Tournament - Lakeland, Fla.

# NCAA South Regional - Orlando, Fla.

% NCAA Quarterfinals - Orlando, Fla.

% NCAA Div. II Championship - Springfield, Mo.

**1978-79 (19-7, 7-3 Sunshine State)**

Coach: Torchy Clark

N28	at Flagler	W	102-91
D9	Florida Memorial	W	112-84
D12	Malone	W	79-74
D15	at UTEP	L	92-64
D16	at New Mexico	L	124-92
D28	vs. VMI!	W	108-91
D29	vs. American!	L	85-83 (ot)
J2	Columbia	W	76-64
J4	Missouri Baptist	W	129-70
J6	Shippensburg State	W	97-67
J8	Blackburn	W	116-75
J10	Elmhurst	W	121-89
J17	Florida Tech	W	113-108
J20	at Florida Southern	W	80-69
J23	St. Thomas	W	95-83
J26	Flagler	W	118-77
J27	Eckerd	L	71-70
J30	at St. Leo	W	96-95 (ot)
F3	Rollins	W	73-72
F7	at St. Thomas	W	103-92
F12	Rollins	L	110-89
F15	Florida Southern	L	102-90
F17	St. Leo	W	89-85
F20	at Eckerd	W	84-82
F24	St. Leo@	W	85-70
F25	Rollins@	L	90-86

† Tangerine Bowl Tournament - Winter Park, Fla.

@ Sunshine State Tournament - Orlando, Fla.

**1979-80 (24-4, 8-2 Sunshine State)**

Coach: Torchy Clark

D1	at Furman	W	84-77
D4	Florida Memorial	W	116-70
D6	at Xavier (La.)	W	83-79
D10	Florida Tech	W	122-63
D11	Edward Waters	W	113-94
D15	Urbana	W	98-59
D29	Blackburn	W	107-72
J2	Xavier (La.)	W	109-79
J3	Central Connecticut State	W	77-69
J5	Aquinas	W	109-77
J8	Dickinson	W	86-70
J10	St. Michael's	W	90-64
J13	Western New England	W	114-87
J15	Webber	W	92-48
J19	St. Thomas	W	101-66
J21	at Florida Southern	L	96-90
J23	at Florida Tech	W	130-83
J26	Eckerd	W	68-55
J29	at Webber	W	98-53
J30	St. Leo	W	83-51
F2	at Rollins	W	72-70
F6	at St. Thomas	W	89-75
F9	Florida Southern	L	101-92
F13	at Eckerd	W	78-77
F16	at St. Leo	W	72-62
F20	Rollins	W	69-63
F24	vs. Rollins!	L	81-73
F28	vs. West Georgia@	W	81-78
F29	at Florida Southern@	L	71-64

† Sunshine State Tournament - Lakeland, Fla.

@ NCAA South Regional - Lakeland, Fla.

**1980-81 (23-5, 9-1 Sunshine State)**

Coach: Torchy Clark

N22	Edward Waters	L	89-87
N28	at Florida State	L	57-41
D6	Florida Memorial	W	92-66
D9	Monmouth (Ill.)	W	89-74
D12	vs. Central Michigan!	W	60-55
D13	vs. Stetson!	W	75-73 (2ot)
D17	Berry	W	72-45
J2	William Jewell	W	106-78
J6	Marietta	W	88-55
J8	Buffalo	W	59-40
J9	vs. California State (Pa.)@	W	58-48
J10	at Francis Marion@	W	47-38
J14	Florida Tech	W	81-65
J17	at St. Thomas	W	74-73
J21	Florida Southern	L	56-50
J24	at Eckerd	W	97-73
J28	at St. Leo	W	96-60
J31	Rollins	W	105-77
F4	St. Thomas	W	95-83
F7	at Florida Southern	W	83-81
F11	Eckerd	W	107-77
N/A	at Florida Tech	W	87-71
F14	St. Leo	W	111-73
F18	at Rollins	W	56-48
F27	vs. Biscayne#	W	72-68
F28	at Florida Southern#	L	86-77
M6	Morehouse\$	W	94-77
M7	Florida Southern\$	L	73-71

† Tangerine Bowl Tourn. - Winter Park, Fla.

@ Swamp Fox Invitational - Florence, S.C.

# Sunshine State Tournament - Lakeland, Fla.

\$ NCAA South Regional - Orlando, Fla.

**1981-82 (21-8, 9-3 Sunshine State)**

Coach: Torchy Clark

N20	Webber	W	84-48
N24	Edward Waters	W	103-71
N28	at Florida International	W	70-62
N30	Savannah State	W	81-67
D1	Florida Memorial	W	114-79
D8	at Samford	L	73-71
D12	Urbana	W	83-73
D15	Florida International	W	68-67
D17	Milwaukee Engineering	W	97-57
D19	at Tulsa	L	69-58
J4	Union	W	78-46
J6	Maine-Machias	W	119-65
J12	Eckerd	W	99-74
J14	St. Mary's (Md.)	W	83-68
J19	at Rollins	W	79-72
J22	Florida Southern	L	57-53
J26	St. Leo	W	95-58
J30	at St. Thomas	L	81-79
F2	at Florida Tech	W	71-58
F5	at Eckerd	W	74-66
F12	Rollins	W	75-73
F15	at Florida Southern	L	112-95
F17	at St. Leo	W	75-54
F20	St. Thomas	W	70-63
F22	Florida Tech	W	81-6
F26	vs. Rollins!	W	95-87
F27	vs. Biscayne!	L	68-66
M4	vs. SE Missouri State@	L	60-55
M5	vs. Central Missouri State@	L	70-62

† Sunshine State Tournament - Lakeland, Fla.

@ NCAA South/Central Regional - Warrensburg, Mo.

**1982-83 (19-9, 10-2 Sunshine State)**

Coach: Torchy Clark

N20	Savannah State	L	65-60
N22	at Valdosta State	L	101-94
D3	Troy!	L	84-81
D4	Florida International!	W	84-60
D8	Monmouth (Ill.)	W	89-66
D11	Bethune-Cookman	W	79-56
D14	at Georgia Southern	L	44-41
D16	North Park	W	67-54
D18	Valdosta State	W	78-67
D20	West Georgia	W	90-80
J3	Towson	W	80-57
J8	Fordham	W	80-66
J11	at Rollins	W	93-68
J14	Florida Southern	L	90-77
J18	Florida Tech	W	78-65
J21	St. Leo	W	70-61
J28	Centenary	L	83-74
J29	St. Thomas	W	75-64
J31	at Eckerd	W	83-81
F5	at Rollins	W	93-76
F7	Florida Southern	W	66-57
F11	at Florida Tech	W	85-70
F14	St. Leo	W	71-58
F17	at West Georgia	L	95-83
F19	St. Thomas	L	62-61
F21	Eckerd	W	70-64
F25	vs. Eckerd@	W	66-57
F26	at Florida Southern@	L	93-74

† UCF Holiday Tournament - Orlando, Fla.

@ Sunshine State Tournament - Lakeland, Fla.

# Year-By-Year Results

## 1983-84 (15-13, 9-3 Sunshine State)

Coach: Chuck Machock

N21	at Valdosta State	L	87-73
N26	at Florida State	L	96-65
N28	at Centenary	L	63-62
D6	at Otterbein	L	66-57
D8	at Tulane	L	82-54
D12	at Savannah State	L	57-53
D14	Urbana	W	63-50
D19	Valdosta State	W	68-50
D29	Stetson!	L	74-58
D30	Cincinnati!	L	62-48
J3	Bethune-Cookman	L	51-48
J4	Merrimack	W	67-56
J10	at Florida Southern	W	69-58
J13	at Florida Tech	W	109-63
J17	St. Leo	L	62-60
J20	at Tampa	L	64-59
J24	at St. Thomas	W	48-44
J27	at Eckerd	L	67-62
J31	Rollins	W	96-65
F3	Florida Southern	W	66-62
F7	Florida Tech	W	66-46
F10	at St. Leo	W	73-53
F13	Tampa	W	72-62
F15	Villanova-Miami	W	75-44
F18	Eckerd	W	87-62
F20	at Rollins	W	81-67
F24	vs. Villanova-Miami@	W	33-23
F25	vs. Tampa@	L	53-52

! Red Lobster Classic - Orange County Civic Center  
@ Sunshine State Tournament - Lakeland, Fla.

## 1984-85 (10-18)

Coach: Chuck Machock

N24	at Florida	L	106-55
N27	at #17 Arkansas	L	59-45
N30	Florida Southern*	L	53-50
D5	at Florida A&M	W	67-62
D6	at South Alabama	L	83-66
D15	at South Carolina	L	89-46
D17	at Dayton	L	71-61
D19	at Ohio State	L	83-59
D29	Louisiana-Lafayette*	L	88-55
D31	Southern Illinois*	L	76-65
J2	Eastern Illinois*	L	97-79
J5	Western Illinois*	W	58-55
J7	Brown*	W	51-50
J9	Maryland-Eastern Shore	W	70-58
J14	at Jacksonville	L	64-49
J17	Florida A&M	W	70-63
J21	Baptist	L	69-67 (ot)
J26	Nicholls State	W	71-70
J30	at Tennessee Tech	L	70-55
J31	at Akron	L	61-60 (ot)
F6	Bethune-Cookman	L	71-70
F9	at Campbell	W	69-59
F11	at Baptist	W	55-51
F16	Stetson*	L	71-64
F19	Rollins*	W	91-74
F23	at Stetson	W	66-60
F28	at Xavier	L	78-51
M2	at Nicholls State	L	64-59

\* - Orange County Civic Center

## 1985-86 (6-22)

Coach: Phil Carter

N23	George Mason	L	74-58
N26	at Florida	L	86-57
N30	at Georgia Southern	W	73-71
D2	Mercer	L	81-67
D7	at Louisiana-Lafayette	L	85-47
D10	Tennessee Tech	L	77-62
D12	at Florida Southern	L	97-73
D14	at Jacksonville	L	67-47
D19	South Alabama	L	64-46
D22	Auburn!	L	78-49
D23	Valdosta State!	L	55-46
J6	at Florida State	L	76-58
J7	at Florida A&M	L	84-75
J16	Armstrong State	W	79-62
J18	at South Carolina	L	79-73
J20	Florida A&M	L	105-91
J25	at Rollins	W	79-68
J27	Baptist	L	76-67
J29	Akron	L	81-70
F1	Campbell	W	68-56
F3	Howard	W	73-70
F6	at USF	L	81-65
F15	Stetson	L	87-81
F17	Bethune-Cookman	W	78-62
F20	at The Citadel	L	72-66
F22	at Baptist	L	77-74
F25	at Mercer	L	69-62
M5	at Stetson	L	87-59

! Red Lobster Classic - Orange County Civic Center

## 1986-87 (12-15)

Coach: Phil Carter

N28	at Miami!	L	64-54
N29	vs. La Salle!	L	68-43
D6	at Georgia	L	91-68
D10	at Florida	L	89-64
D13	at Hartford	L	73-52
D17	Rider	W	73-66
D19	Campbell@	W	88-82
D20	Coastal Carolina@	L	72-68
D29	Tennessee#	L	81-62
D30	Alcorn State#	L	77-74
J5	Western Illinois	L	79-77
J8	Central Connecticut State	W	86-73
J10	Delaware State	W	70-58
J12	Maryland-Eastern Shore	W	70-58
J15	Armstrong Atlantic	W	89-75
J21	Rollins	L	80-74
J24	at South Alabama	L	101-69
J26	at Florida State	L	76-57
J29	at Bethune-Cookman	W	73-62
F3	at Armstrong Atlantic	L	62-61
F10	Flagler	W	79-63
F14	Georgia Southern	W	61-59
F16	at Maryland	L	73-55
F21	Florida Tech	W	79-72
F25	Bethune-Cookman	W	86-69
F28	Florida International	W	102-87
M2	at Howard	L	86-67

! AMI Classic - Miami, Fla.

@ Merrill Lynch Classic - Valencia Community College

# Red Lobster Classic - Orange County Civic Center

## 1987-88 (9-19)

Coach: Phil Carter

N27	Bucknell	L	87-81
D2	U.S. International	L	79-75
D4	Saint Peter's!	W	67-63
D5	Campbell!	L	91-82
D12	at UMBC	L	85-57
D14	at George Mason	L	113-86
D17	at USF	L	86-71
D19	Northeastern	L	76-70 (ot)
D28	Alabama@	L	65-54
D29	Florida State@	L	101-67
J11	South Alabama	L	99-72
J14	UMBC	W	98-69
J16	St. Francis (N.Y.)	W	80-79
J18	at Jacksonville	L	92-76
J21	at Bethune-Cookman	W	68-67
J23	Florida International	W	93-82
J28	at Florida State	L	93-69
F1	Flagler	W	77-70
F3	Long Island	W	90-80
F6	Monmouth	W	74-71
F10	at U.S. International	L	96-79
F13	at Florida International	L	94-86
F16	at Northern Illinois	L	94-86
F20	at Rollins	L	98-82
F24	Bethune-Cookman	L	97-73
F27	Florida Tech	L	98-83
M3	Armstrong Atlantic	W	83-80
M5	at Miami	L	100-80

! Merrill Lynch Classic - Orlando, Fla.

@ Red Lobster Classic - Orange County Civic Center

## 1988-89 (7-20)

Coach: Phil Carter

N25	at #17 Florida State	L	133-79
D2	at Toledo	L	92-51
D3	at Dayton	L	109-77
D14	at Iowa	L	102-68
D17	at Alabama	L	86-48
D22	Winthrop	L	82-80 (ot)
D28	#10 Florida State!	L	97-64
D29	Auburn!	L	95-68
J2	William & Mary	W	69-65
J5	Liberty	W	69-65
J7	Coastal Carolina	L	78-77
J12	at Bethune-Cookman	L	60-55
J14	SE Louisiana	L	81-79
J19	Texas Wesleyan	W	82-77
J21	at Nicholls State	W	62-61
J24	Baptist	W	73-71
J28	Davidson	L	91-83
F1	Flagler	W	70-60
F4	vs. Rollins@	L	88-73
F7	Florida International	L	105-103 (2ot)
F11	Akron	L	75-71
F13	Northern Illinois	W	96-89
F18	at Florida International	L	90-86
F22	Bethune-Cookman	L	82-74
F25	at Davidson	L	75-64
M2	Warner Southern#	W	78-53
M3	Mount St. Mary's#	L	99-92

! Red Lobster Classic - Orange County Civic Center

@ Played at Amway Arena

# Merrill Lynch Classic - Orlando, Fla.





# Year-By-Year Results

**1989-90 (7-21)**

Coach: Joe Dean

N26	Queens (N.C.)	L	73-68
N28	Texas Wesleyan	W	80-79
D2	at #12 North Carolina	L	92-42
D4	at Tulsa	L	78-48
D7	Augusta	W	73-69
D9	Georgia!	L	92-62
D15	at Illinois-Chicago@	L	86-66
D16	vs. Howard@	L	81-65
D22	Drexel	L	83-72
D30	Yale	L	93-81 (ot)
J5	vs. Valparaiso#	L	90-89
J6	vs. Slippery Rock#	L	85-75
J8	at Louisiana-Lafayette	L	71-61
J11	at Florida A&M	L	99-82
J13	at Winthrop	L	60-45
J13	at Davidson	W	53-51
J20	Florida International	L	77-64
J25	at Bethune-Cookman	L	69-64 (ot)
J31	Rollins	L	64-62
F5	Samford	L	86-80
F8	at Augusta	L	73-65
F10	at Akron	L	77-65
F15	Florida A&M	W	55-49
F17	at Florida International	L	74-63
F23	Bethune-Cookman	W	98-83
F24	Davidson	L	83-74
M2	Liberty\$	W	86-79
M3	Long Island\$	W	105-91

† Red Lobster Classic - Amway Arena)

@ McClendon Classic - Chicago, Ill.

# Tangerine Tournament - Winter Park, Fla.

\$ UCF Classic - Orlando, Fla.

**1990-91 (10-17, 3-9 American South)**

Coach: Joe Dean

N23	SE Louisiana!	W	84-74
N24	Maine	W	86-79
D1	at Charleston Southern	W	89-76
D6	Mercer	W	111-74
D15	at UW-Milwaukee	L	86-84
D18	UNC-Asheville	W	91-76
D20	at Samford	L	70-61
D29	Stanford@	L	89-80
D30	DePaul@	L	81-78 (ot)
J4	vs. Brandon#	W	98-91
J5	at Rollins#	L	78-70
J10	at Lamar	L	100-66
J12	at Texas-Pan Am	W	81-80
J17	Arkansas State	L	82-76
J19	Louisiana Tech	L	80-63
J23	at New Orleans	L	72-64
J26	at Louisiana-Lafayette	L	109-88
J29	Florida International	W	86-80
J31	UW-Milwaukee	L	88-87
F4	Rollins	W	83-63
F7	Texas-Pan Am	W	68-61
F9	Lamar	W	89-72
F14	at Arkansas State	L	73-48
F16	at Louisiana Tech	L	65-53
F21	New Orleans	L	77-65
F23	Louisiana-Lafayette	L	94-85
F25	at Florida International	L	70-62
M1	vs. Louisiana Tech\$	L	89-57

† UCF Classic - Orlando, Fla.

@ Red Lobster Classic - Amway Arena)

# Tangerine Tournament - Winter Park, Fla.

\$ American South Tournament - New Orleans, La.

**1991-92 (10-18, 3-13 Sun Belt)**

Coach: Joe Dean

N30	Campbell!	W	82-74
D1	Delaware	L	92-79
D2	Long Island	W	113-84
D7	at #5 North Carolina	L	101-72
D9	at UNC-Greensboro	L	66-63
D16	Florida International	W	102-85
D18	at Lamar	L	95-89
D21	Georgia State	W	95-94 (ot)
D29	Alcorn State	W	96-88
D31	Radford	W	81-76
J2	at Georgia State	L	80-71
J4	UNC-Greensboro	W	71-57
J8	at New Orleans	L	76-60
J11	Jacksonville	L	78-74
J16	at Texas-Pan Am	W	59-51
J18	Louisiana-Lafayette	L	87-70
J25	at Louisiana Tech	L	78-61
J28	South Alabama	L	107-88
F1	Arkansas-Little Rock	W	79-71
F6	at Louisiana-Lafayette	L	77-72
F8	at Jacksonville	L	78-73
F10	Western Kentucky	L	81-78 (ot)
F15	New Orleans	L	94-64
F17	Arkansas State	L	72-71
F24	at South Alabama	L	93-78
F26	Texas-Pan Am	W	73-72
F29	at Western Kentucky	L	83-47
M5	vs. New Orleans@	L	66-47

† UCF Classic - Orlando, Fla.

@ Sun Belt Tournament - Biloxi, Miss.

**1992-93 (10-17)**

Coach: Joe Dean

D5	Winthrop	W	99-91
D8	Florida Atlantic	W	79-62
D12	at USF	L	92-81
D14	Mercer	L	81-78
D16	at Florida A&M!	W	68-66
D18	at UNC-Greensboro!	L	78-66
D21	Grambling@	L	85-81
D22	McNeese State@	L	77-73
D30	at Maine	W	78-67
J2	Buffalo	L	72-68
J4	UNC-Greensboro	W	72-66
J7	at Samford	L	65-52
J11	at Centenary	W	86-73
J13	Florida A&M	W	62-52
J18	at Stetson	L	98-81
J20	Samford	L	69-63
J26	USF	L	77-72
J28	at Southern	L	127-91
F1	at College of Charleston	L	74-65
F3	Florida International	L	77-72
F6	at Florida Atlantic	W	91-80
F11	Centenary	W	94-85
F15	at Mercer	L	93-84
F22	College of Charleston	L	62-59
F24	Southern	L	127-100
F27	at Florida International	W	74-60
M3	Stetson	L	95-82

† Capital City Classic - Tallahassee, Fla.

@ UCF Classic - Orlando, Fla.

NOTE: Played in Trans American Athletic Conference; did not play a full conference schedule, therefore, no conference rec.

**1993-94 (21-9, 11-5 Atlantic Sun)**

Coach: Kirk Speraw

Atlantic Sun Tournament Champions			
NCAA Tournament			
N30	Rollins	W	72-57
D4	at Winthrop	W	94-85
D13	Bethune-Cookman	W	77-73
D15	Florida Atlantic	W	100-74
D17	West Florida	W	102-61
D20	at Florida	L	83-69
D30	at Maine	L	101-97
J3	Florida International	W	82-81
J6	at Samford	L	63-48
J8	at Georgia State	L	72-63
J13	College of Charleston	W	80-77
J15	Mercer	L	67-58
J19	at Florida Atlantic	W	79-59
J22	at Stetson	W	96-91 (ot)
J27	at Centenary	W	89-82
J29	at SE Louisiana	W	92-80
F3	Georgia State	W	74-72
F5	Samford	W	80-70
F7	USF	W	89-85 (ot)
F10	at Mercer	W	85-79
F12	at College of Charleston	L	90-66
F19	Stetson	W	82-77
F21	at Florida International	W	79-75
F23	at Bethune-Cookman	L	90-85
F26	SE Louisiana	W	84-72
F28	Centenary	L	80-76
M3	Mercer!	W	90-68
M4	Centenary!	W	93-89
M5	Stetson!	W	70-67
M17	vs. #6 Purdue@	L	98-67

† Atlantic Sun Tournament - Orlando, Fla.

@ NCAA Tournament - Lexington, Ky.

**1994-95 (11-16, 7-9 Atlantic Sun)**

Coach: Kirk Speraw

N29	at Rollins	W	76-67
D3	at Eastern Kentucky	L	75-74 (ot)
D8	Georgia	L	83-52
D10	at USF	L	89-64
D15	Winthrop	W	86-80
D19	at Alabama	L	73-60
D28	Hartford	L	69-62
D30	UNLV	L	103-90 (ot)
J5	at Stetson	L	83-80 (ot)
J7	Florida International	W	97-85
J9	Florida Atlantic	W	68-62
J12	at Georgia State	W	68-61
J14	at Samford	L	74-73
J19	Mercer	L	82-79 (ot)
J21	Stetson	L	78-65
J26	Georgia State	W	93-77
J28	at College of Charleston	L	82-70
J30	at Campbell	L	73-61
F4	SE Louisiana	L	91-90
F6	Centenary	W	101-92
F9	at Florida International	L	84-61
F11	at Centenary	W	82-77
F16	Campbell	W	82-62
F18	College of Charleston	L	67-66
F22	at Florida Atlantic	W	75-64
F25	at Mercer	W	92-90
M2	SE Louisiana!	L	81-70

† Atlantic Sun Tournament - Orlando, Fla.

# Year-By-Year Results

## 1995-96 (11-19, 6-10 Atlantic Sun)

Coach: Kirk Speraw

Atlantic Sun Tournament Champions

NCAA Tournament

N27	Palm Beach Atlantic	W	101-74
N29	at Winthrop	W	77-65
D2	Northern Iowa	L	95-78
D11	USF	L	92-82
D17	Eastern Kentucky	L	79-72
D19	at #19 Georgia	L	103-54
D21	at Northern Iowa	L	76-71
D28	vs. Davidson!	L	90-51
D30	at UNLV!	L	74-53
J4	at Jacksonville State	W	93-73
J6	at Samford	L	92-78
J11	Centenary	L	84-60
J13	SE Louisiana	L	95-84
J15	NC State	L	81-74
J18	Mercer	L	67-65
J20	at Georgia State	W	95-75
J25	Florida Atlantic	W	79-68
J27	Florida International	L	83-78
F1	at College of Charleston	L	103-61
F3	at Campbell	W	79-58
F5	at Stetson	W	75-66
F8	College of Charleston	L	69-65
F10	Campbell	L	70-69
F17	Stetson	W	73-62
F22	at Florida International	L	93-86
F24	at Florida Atlantic	L	88-71
F29	vs. SE Louisiana@	W	83-80
M1	vs. Campbell@	W	80-71
M2	vs. Mercer@	W	86-77
M14	vs. #2 Massachusetts#	L	92-70

! UNLV Holiday Classic - Las Vegas, Nev.

@ Atlantic Sun Tournament - DeLand, Fla.

# NCAA Tournament - Providence, R.I.

## 1996-97 (7-19, 4-12 Atlantic Sun)

Coach: Kirk Speraw

N22	at Florida	L	80-63
N27	Winthrop	L	83-78
N30	Tennessee-Temple	W	89-85
D3	Nova Southeastern	W	79-54
D7	Bethune-Cookman	W	69-57
D14	at USF	L	66-47
D19	at NC State	L	70-52
D23	Youngstown State	L	83-74
D28	vs. Canisius!	L	80-55
D29	vs. Coastal Carolina!	L	77-71 (2ot)
J2	Jacksonville State	L	75-74
J4	Samford	L	68-65
J9	at Centenary	L	64-56
J11	at SE Louisiana	W	92-89 (ot)
J16	at Mercer	W	77-60
J18	Georgia State	W	85-68
J23	at Florida Atlantic	L	78-55
J25	at Florida International	L	96-55
J30	College of Charleston	L	87-63
F1	Campbell	W	84-69
F3	Stetson	L	71-59
F6	at College of Charleston	L	90-61
F8	at Campbell	L	82-76 (ot)
F15	at Stetson	L	85-70
F20	Florida International	L	91-75
F22	Florida Atlantic	L	81-66

! Dr. Pepper Classic - Chattanooga, Tenn.

## 1997-98 (17-11, 11-5 Atlantic Sun)

Coach: Kirk Speraw

N14	Auburn	L	70-63
N18	at Florida	L	100-85
N20	McNeese State	W	67-51
N25	at Bethune-Cookman!	W	75-57
N29	Toledo	L	69-64
D3	at Winthrop	W	73-68
D13	Nova Southeastern	W	86-62
D18	St. Thomas	W	94-60
D23	at Marquette	L	85-58
D30	at USF@	L	73-72
J3	at Mercer	W	82-72
J5	at Georgia State	L	76-70
J10	Troy	W	82-65
J12	Centenary	W	75-53
J15	Samford	L	78-66
J17	at Jacksonville State	W	89-80
J22	College of Charleston	L	65-47
J24	Campbell	L	68-64
J29	at Florida International	L	95-86
J31	at Florida Atlantic	W	81-72
F2	Stetson	W	77-74
F5	Florida Atlantic	W	88-67
F7	Florida International	W	86-83
F14	at Stetson	W	88-84
F19	at Campbell	W	82-52
F21	at College of Charleston	W	70-68 (ot)
F26	vs. Samford#	W	94-70
F27	at College of Charleston#	L	81-66

! Daytona Beach Ocean Center

@ Tampa Bay Ice Palace

# Atlantic Sun Tournament - Charleston, S.C.

## 1998-99 (19-10, 13-3 Atlantic Sun)

Coach: Kirk Speraw

N13	Rollins	W	104-98
N19	at Auburn	L	77-42
N27	at #7 Michigan State!	L	87-64
N28	vs. UNC-Wilmington!	W	61-50
D2	Winthrop	W	79-57
D11	at Miami	L	66-56
D15	at McNeese State	L	65-61
D17	at USF@	L	69-55
D20	Barry	W	73-64
D28	Ohio	L	94-66
J2	Campbell	W	76-52
J4	Georgia State	W	86-70
J7	at Campbell	W	90-79
J9	at Georgia State	L	81-76
J14	Jacksonville	W	74-58
J16	Stetson	W	84-65
J20	at Florida Atlantic	W	82-72
J23	at Centenary	L	87-80
J28	at Samford	L	70-58
J30	at Jacksonville State	W	82-64
F4	Mercer	W	69-64
F6	Troy	W	107-82
F9	at Stetson	W	80-68
F15	Centenary	W	59-49
F18	at Jacksonville	W	65-60
F20	Florida Atlantic	W	84-57
F25	vs. Troy#	W	66-55
F26	vs. Georgia State#	W	67-60
F27	vs. Samford#	L	89-61

! Spartan Coca-Cola Classic - East Lansing, Mich.

@ St. Petersburg Tropicana Field

# Atlantic Sun Tournament - Jacksonville, Fla.

## 1999-00 (14-18, 10-8 Atlantic Sun)

Coach: Kirk Speraw

N19	Miami	L	81-54
N23	at Winthrop	L	78-54
N26	vs. Clemson!	L	54-48
N27	vs. Old Dominion!	L	61-57
N28	vs. South Carolina State!	L	71-70
D3	USF	L	79-55
D10	Flagler	W	109-86
D13	at Ohio	L	77-57
D15	at Louisville	L	78-58
D21	UNC-Wilmington	L	74-60
D23	Middle Tennessee	W	88-77
D30	Troy	L	74-73
J5	Mercer	W	83-77
J8	at Samford	L	75-67
J10	at Jacksonville State	L	90-83 (ot)
J13	Georgia State	W	72-67
J15	Campbell	W	90-63
J19	Jacksonville	W	79-70
J22	Stetson	L	88-86
J26	at Florida Atlantic	W	84-68
J29	Jacksonville	W	65-57
J31	Stetson	L	75-61
F5	Florida Atlantic	W	86-59
F10	at Mercer	L	67-65
F12	at Troy	L	85-73
F17	Jacksonville State	W	68-64
F19	Samford	W	71-68 (ot)
F24	at Campbell	W	77-67
F26	at Georgia State	L	78-73
M2	vs. Jacksonville State@	W	74-55
M3	vs. Mercer@	W	84-79
M4	vs. Samford@	L	78-69

! SoCon Holiday Hoops - Greenville, S.C.

@ Atlantic Sun Tournament - Jacksonville, Fla.

## 2000-01 (8-23, 3-15 Atlantic Sun)

Coach: Kirk Speraw

N24	vs. Georgetown!	L	77-65
N25	vs. Duquesne!	L	90-79
N26	at Hawaii Pacific!	W	80-67
D2	at Mercer	L	69-68
D9	at Miami	L	83-73
D12	at Middle Tennessee	W	68-64
D15	at USF	L	85-55
D18	Wartburg	L	72-61
D22	at UNC-Wilmington	L	61-56
D28	Marist	W	78-67
D30	East Carolina	W	88-81
J2	at Troy	L	79-64
J6	Jacksonville State	W	72-58
J8	Samford	L	76-62
J11	at Campbell	W	73-60
J13	at Georgia State	L	97-75
J17	Stetson	L	77-68
J20	Jacksonville	L	58-54
J23	Florida Atlantic	W	89-79
J27	at Stetson	L	83-65
J29	at Jacksonville	L	74-65
J31	Hampton	L	78-74 (ot)
F2	at Florida Atlantic	L	62-55
F8	Troy	L	74-69
F10	Mercer	L	82-74
F15	at Samford	L	72-71 (ot)
F17	at Jacksonville State	L	69-60
F22	Georgia State	L	90-85
F24	Campbell	L	72-69
F28	vs. Jacksonville State@	W	100-57
M1	vs. Troy@	L	89-68

! Hawaii Pacific Thanksgiving Tourn. - Kapolei, Hawaii

@ Atlantic Sun Tournament - Atlanta, Ga.





# Year-By-Year Results

**2001-02 (17-12, 12-8 Atlantic Sun)**

Coach: Kirk Speraw

N16	Puerto Rico-Mayaguez	W	92-58
N19	at Hampton	L	73-72
N24	at East Carolina	W	82-72
N29	Jacksonville	W	73-72
D1	at Florida Atlantic	L	78-66
D8	Florida A&M	W	101-76
D13	Chicago State	W	100-67
D17	at Jacksonville State	L	72-69
D19	at Samford	L	59-58
D22	at Marist	L	78-63
J2	Stetson	W	75-69
J5	Campbell	W	99-86 (ot)
J7	Georgia State	L	92-84 (ot)
J10	at Troy	L	85-74
J12	at Mercer	W	81-71
J17	Belmont	W	76-59
J22	Florida Atlantic	W	62-56
J26	at Belmont	W	86-78 (ot)
J29	USF	L	84-79
F2	Mercer	W	86-53
F4	Troy	L	64-58
F7	at Georgia State	W	83-73
F9	at Campbell	L	86-84
F14	Samford	W	72-56
F16	Jacksonville State	W	68-50
F21	at Stetson	W	78-65
F23	at Jacksonville	L	82-80 (ot)
F28	Samford!	W	84-74
M1	Georgia State!	L	82-64

*! Atlantic Sun Tournament - Orlando, Fla.*
**2002-03 (21-11, 11-5 Atlantic Sun)**

Coach: Kirk Speraw

N22	at Navy	L	68-56
N25	Niagara	W	94-69
N29	at Tulane!	W	66-61
N30	vs. Maine!	W	72-55
D1	vs. Indiana State!	W	50-49
D7	at Florida A&M	L	55-54
D12	#25 College of Charleston	W	82-64
D15	at Tennessee-Martin	L	63-58
D18	at Chicago State	W	99-83
D21	Florida Gulf Coast	W	68-63
D27	Miami	L	62-51
D30	The Citadel	W	65-55
J4	Florida Atlantic	W	80-69
J6	at Kansas State	L	71-59
J11	at Troy	W	76-61
J13	at Mercer	L	85-63
J18	Stetson	W	82-70
J20	Jacksonville	W	72-48
J23	at Jacksonville State	W	68-66
J25	at Georgia State	W	81-74 (2ot)
J30	Belmont	L	60-58
F1	Samford	W	58-52
F4	at Campbell	W	98-69
F8	Gardner-Webb	W	82-59
F13	at Jacksonville	L	80-75
F15	at Stetson	W	90-82
F20	Troy	L	77-72
F22	Mercer	L	69-66
M1	Florida Atlantic	W	82-75
M6	vs. Jacksonville State@	W	68-51
M7	vs. Mercer@	W	79-59
M8	vs. Troy@	L	80-69

*! University Hoops Classic - New Orleans, La.*
*@ Atlantic Sun Tournament - Atlanta, Ga.*
**2003-04 (25-6, 17-3 Atlantic Sun)**

Coach: Kirk Speraw

Atlantic Sun Tournament Champions			
NCAA Tournament			
N22	Puerto Rico-Mayaguez	W	92-59
N25	at College of Charleston	L	72-63
N28	at The Citadel	W	74-60
D4	vs. #2 Florida!	L	59-39
D6	Navy	W	80-52
D15	at Campbell	W	68-61
D17	at Gardner-Webb	W	71-60
D22	at Niagara	W	69-67
D30	Tennessee-Martin	W	80-68
J3	Georgia State	W	70-60
J5	Mercer	W	60-56
J9	at Stetson	W	71-58
J11	at Jacksonville	W	63-51
J14	at Florida Atlantic	W	70-52
J17	Lipscomb	W	68-58
J19	Belmont	W	68-63
J23	at Troy	W	74-72
J28	Florida Atlantic	W	75-66
J31	Troy	L	76-64
F5	at Belmont	L	77-61
F7	at Lipscomb	W	73-57
F12	Jacksonville	W	78-69
F14	Stetson	W	74-54
F19	at Mercer	W	83-58
F21	at Georgia State	L	63-61
F26	Gardner-Webb	W	87-79
F28	Campbell	W	106-56
M4	vs. Jacksonville@	W	71-63
M5	at Belmont@	W	64-62
M6	vs. Troy@	W	60-55
M19	vs. #6 Pittsburgh#	L	53-44

*! Jacksonville Veterans Memorial Arena*
*@ Atlantic Sun Tournament - Nashville, Tenn.*
*# NCAA Tournament - Milwaukee, Wis.*
**2004-05 (24-9, 13-7 Atlantic Sun)**

Coach: Kirk Speraw

Atlantic Sun Tournament Champions			
NCAA Tournament			
N18	at Alaska-Fairbanks!	W	74-63
N20	vs. Utah State!	W	55-52
N21	vs. New Mexico State!	W	62-58
N24	Puerto Rico-Mayaguez	W	92-57
D2	Gardner-Webb	L	67-55
D4	UMKC	W	62-56
D16	Campbell	W	90-73
D18	at UMKC	W	57-56
D28	Brown@	L	83-82 (ot)
D29	Fordham@	W	65-61
J3	at Georgia State	L	76-63
J5	at Mercer	L	80-71
J9	Jacksonville	W	75-57
J11	Stetson	W	70-66
J13	at Florida Atlantic	W	73-70
J16	Troy	W	87-76
J20	Florida Atlantic	L	73-61
J23	at Belmont	L	67-52
J25	at Lipscomb	L	64-63
J29	Belmont	W	60-57
J31	Lipscomb	W	67-58
F4	at Troy	W	77-73
F10	at Stetson	W	71-62
F12	at Jacksonville	L	83-82 (ot)
F17	Mercer	W	79-65
F19	Georgia State	W	70-65
F21	South Dakota State	W	82-72
F24	at Gardner-Webb	W	58-55
F26	at Campbell	W	63-52
M3	vs. Mercer#	W	81-68
M4	at Belmont#	W	66-61
M5	vs. Gardner-Webb#	W	63-54
M18	vs. #13 Connecticut\$	L	77-71

*! BP Top of the World Classic - Fairbanks, Alaska*
*@ UCF Holiday Classic - Orlando, Fla.*
*# Atlantic Sun Tournament - Nashville, Tenn.*
*\$ NCAA Tournament - Worcester, Mass.*
**2005-06 (14-15, 7-7 Conference USA)**

Coach: Kirk Speraw

N18	Rollins	W	68-58
N22	Nova Southeastern	W	86-67
N26	Stetson	W	74-66
N29	Bethune-Cookman	W	61-48
D3	at #11 Florida	L	80-47
D13	at Florida Atlantic	L	59-54
D16	Norfolk State	W	63-47
D19	vs. Western Kentucky!	L	73-68
D21	vs. Sam Houston State!	L	68-63
D29	North Florida@	W	69-57
D30	Birmingham-Southern@	L	58-50
J3	at #19 Kentucky	L	59-57
J11	Marshall	L	73-69
J14	at Houston	W	66-56
J18	South Dakota State	L	69-64
J21	Tulsa	W	45-44
J25	at East Carolina	W	64-59
J28	at #3 Memphis	L	94-61
F4	UAB	L	75-68
F8	at Southern Miss	L	59-51
F11	Tulane	W	72-51
F15	Houston	L	78-71
F18	at SMU	L	77-55
F22	East Carolina	W	69-49
F25	at Rice	W	77-64
M1	at Marshall	L	73-61
M4	UTEP	W	66-55
M8	vs. East Carolina#	W	65-52
M9	vs. Houston#	L	71-52

*! Fiesta Bowl Classic - Tucson, Ariz.*
*@ UCF Holiday Classic - Orlando, Fla.*
*# Conference USA Tournament - Memphis, Tenn.*
**2006-07 (22-9, 11-5 Conference USA)**

Coach: Kirk Speraw

N15	Rollins	W	83-80 (ot)
N18	Stetson	W	73-60
N21	Bethune-Cookman	W	81-46
N24	Florida Tech	W	81-37
N27	Jacksonville	W	99-62
D9	Florida Atlantic	W	87-65
D12	at Minnesota	L	74-63
D19	vs. Utah!	W	67-61
D20	vs. Appalachian State!	L	75-64
D21	vs. Tennessee Tech!	W	75-63
D29	NJIT@	W	75-63
D30	Texas-Pan Am@	W	88-62
J3	at Colorado	L	96-87
J6	at South Dakota State	W	72-61
J10	at UAB	L	74-64 (ot)
J13	at Marshall	W	78-71
J17	SMU	W	64-56
J20	Rice	W	72-67
J24	at Houston	L	73-70 (ot)
J27	at UTEP	W	67-64
J31	#11 Memphis	L	87-65
F3	Tulsa	W	63-53
F7	at East Carolina	W	67-49
F10	Marshall	W	75-58
F14	at Tulane	L	86-80
F17	at Rice	W	74-63
F21	Southern Miss	W	59-56
F24	at Tulsa	L	66-64 (ot)
F29	Houston	W	75-72 (ot)
M3	East Carolina	W	77-64
M8	vs. Rice#	L	53-51

*! San Juan Shootout - Guaynabo, Puerto Rico*
*@ UCF Holiday Classic - Orlando, Fla.*
*# Conference USA Tournament - Memphis, Tenn.*

# Year-By-Year Results

## 2007-08 (16-15, 9-7 Conference USA)

Coach: Kirk Speraw

N11	Nevada	W	63-60
N16	Norfolk State	W	78-64
N22	vs. #19 Villanova!	L	76-68
N23	vs. #18 Kansas State!	L	73-71 (ot)
N25	vs. Penn State!	W	70-59
N28	Presbyterian	W	80-53
D1	at USF	L	75-67
D8	Ole Miss	L	76-67
D11	Louisiana-Lafayette	W	65-52
D16	at Nevada	L	86-74
D28	Connecticut	L	85-82
D30	NJIT@	W	82-50
D31	Long Island@	W	78-69
J5	at Sam Houston State	L	60-58 (ot)
J8	at Southern Miss	W	52-41
J12	Tulsa	W	97-91 (3ot)
J19	at East Carolina	W	71-66
J23	UTEP	W	109-80
J26	at SMU	L	69-67 (ot)
J30	UAB	L	88-81
F2	Houston	L	84-81
F6	Marshall	W	77-63
F9	at #1 Memphis	L	85-64
F16	at Rice	W	60-53
F20	East Carolina	W	110-75
F23	at Marshall	L	71-66
F27	Tulane	W	80-63
M1	Rice	W	68-60
M5	at Houston	L	73-68
M8	at Tulsa	L	71-53
M13	Southern Miss#	L	68-62

! Old Spice Classic - Lake Buena Vista, Fla.

@ UCF Holiday Classic - Orlando, Fla.

# Conference USA Tournament - Memphis, Tenn.

## 2008-09 (0-14, 0-9 Conference USA)\*

Coach: Kirk Speraw

N16	North Carolina A&T	W	81-62
N18	at Valparaiso	L	69-52
N22	at New Mexico!	W	72-71
N26	at Ole Miss!	L	78-46
N29	vs. South Dakota State@	W	66-64
N30	vs. Morehead State@	L	71-65
D6	USF	W	71-63
D12	Florida Tech	W	110-68
D20	vs. Florida#	L	89-61
D22	Valparaiso	W	85-60
D29	Penn\$	W	81-64
D30	Chicago State\$	W	89-75
J3	Sam Houston State	W	86-70
J6	Holy Cross	W	70-57
J10	Memphis	L	73-66
J13	at UAB	L	60-52
J17	at Rice	L	77-52
J21	Southern Miss	W	73-61
J25	Marshall	W	87-69
J28	SMU	W	70-45
J31	at Tulane	W	79-74 (ot)
F4	Houston	L	97-69
F7	at East Carolina	L	89-75
F11	at UTEP	L	73-68
F14	Tulsa	W	74-72
F21	at Houston	L	77-72
F25	Rice	L	69-66
F28	at Marshall	L	67-62
M4	at Tulsa	L	79-70
M7	East Carolina	W	74-71
M11	vs. Southern Miss%	L	77-53

! Cancun Challenge - Albuquerque, N.M.

@ Cancun Challenge - Cancun, Mexico

# Jacksonville Veterans Memorial Arena

\$ UCF Holiday Classic - Orlando, Fla.

% Conference USA Tournament - Memphis, Tenn.

\* 2008-09 (17-14, 7-9 C-USA) victories vacated due to NCAA sanctions

## 2009-10 (0-17, 0-10 Conference USA)\*

Coach: Kirk Speraw

N13	Massachusetts	W	84-67
N17	Howard!	W	68-59
N20	vs. Auburn@	W	84-74
N21	vs. Niagara@	L	63-46
N22	vs. Drake@	W	59-50
N28	Albany	W	76-72
D1	Newberry	W	80-62
D6	at Notre Dame	L	90-72
D12	Bethune-Cookman	W	63-50
D16	at USF	L	69-65
D20	at #14 Connecticut	L	60-51
D29	Liberty#	W	82-58
D30	Jacksonville#	L	61-51
J5	at #14 Ole Miss	L	84-56
J9	Rice	W	77-58
J13	Marshall	L	81-75
J16	at Tulsa	L	90-70
J20	at Houston	W	78-71
J23	UTEP	L	96-59
J27	at SMU	L	65-43
J30	Tulsa	L	55-50
F2	at East Carolina	W	67-56
F10	at Memphis	L	76-70
F13	Tulane	W	62-54
F16	Houston	W	68-65
F20	at Southern Miss	L	68-58
F24	UAB	L	53-49
F27	at Marshall	L	121-115 (3OT)
M2	East Carolina	L	68-66
M6	at Rice	W	66-59
M10	vs. SMU\$	W	69-53
M11	vs. UTEP\$	L	76-54

! Glenn Wilkes Classic - Orlando, Fla.

@ Glenn Wilkes Classic - Daytona Beach, Fla.

# UCF Holiday Classic - Orlando, Fla.

\$ Conference USA Tournament - Tulsa, Okla.

\* 2009-10 (15-17, 6-10 C-USA) victories vacated due to NCAA sanctions

## 2010-11 (0-12, 0-10 Conference USA)\*

Coach: Donnie Jones

N12	West Florida	W	115-61
N15	Jackson State	W	80-39
N18	USF	W	65-59
N23	at Stetson	W	85-58
N27	Alabama State	W	84-48
D1	vs. #16 Florida!	W	57-54
D4	Southeastern Louisiana	W	74-49
D11	Bethune-Cookman	W	76-59
D15	Louisiana-Lafayette	W	79-58
D18	vs. Miami@	W	84-78
D22	at Massachusetts	W	64-59
D29	Furman#	W	71-53
D30	Princeton#	W	68-62
J5	Marshall	W	65-58
J8	at Houston	L	76-71
J15	at Southern Miss	L	86-69
J19	East Carolina	L	74-62
J22	Rice	L	57-50
J26	at Memphis	L	77-61
J29	UAB	L	74-69
F5	at East Carolina	L	68-61
F9	Memphis	L	63-62
F12	Tulsa	W	58-57
F16	at Tulane	W	65-62
F19	at UAB	L	63-58
F21	at UTEP	W	74-68
F26	Southern Miss	W	65-64
M2	SMU	W	51-58
M5	at Marshall	L	83-69
M9	vs. East Carolina\$	L	75-60
M16	St. Bonaventure%	W	69-54
M21	Rhode Island%	W	66-54
M23	at Creighton%	L	82-64

! Florida Citrus Sports Shootout - Amway Center

@ MetroPCS Orange Bowl Classic - Sunrise, Fla.

# UCF Holiday Classic - Orlando, Fla.

\$ Conference USA Tournament - El Paso, Texas

% College Basketball Invitational

\* 2010-11 (21-12, 6-10 C-USA) victories vacated due to NCAA sanctions

## 2011-12 (22-11, 10-6 Conference USA)

Coach: Donnie Jones

N12	Saint Thomas	W	74-61
N14	at #24 Florida State	L	73-50
N18	High Point	W	84-72
N24	vs. College of Charleston!	W	74-63
N25	vs. #4 Connecticut!	W	68-63
N26	vs. Harvard!	L	59-49
D3	Hartford	W	67-48
D10	Bethune-Cookman	W	53-51
D13	North Carolina A&T	W	77-65
D17	Old Dominion	W	61-53
D21	at Louisiana-Lafayette	L	61-60
D29	Stetson@	W	80-70
D30	Rhode Island@	W	65-54
J4	Tulane*	W	60-53
J7	at East Carolina*	W	81-63
J11	Houston*	W	74-63
J14	at Marshall*	L	65-64
J18	Memphis*	W	68-67
J21	at UAB*	W	48-41
J25	at Tulsa*	L	66-61
J28	Southern Miss*	L	78-65
J30	Palm Beach Atlantic	W	84-69
F4	at SMU*	W	59-52
F8	Marshall*	W	67-60
F11	at Southern Miss*	L	78-74
F18	East Carolina*	W	64-55
F22	at Rice*	L	83-74
F25	UTEP*	W	63-45
F28	at Memphis*	L	84-55
M3	UAB*	W	71-63
M8	vs. UAB#	W	64-54
M9	at Memphis#	L	83-52
M14	at Drexel\$	L	81-56

! Battle 4 Atlantis - Paradise Island, Bahamas

@ UCF Holiday Classic - Orlando, Fla.

\* Conference USA Game

# Conference USA Tournament - Memphis, Tenn.

\$ National Invitation Tournament

## 2012-13 (20-11, 9-7 Conference USA)

Coach: Donnie Jones

N10	at USF	W	74-56
N13	Alabama State	W	85-56
N18	Savannah State	W	53-50
N20	Middle Tennessee	L	75-61
N23	at #7 Florida	L	79-66
D1	Florida Tech	W	90-62
D12	Bethune-Cookman	W	72-62
D14	at Old Dominion	W	72-50
D18	Miami	L	72-50
D20	Stetson	W	83-66
D28	Howard!	W	62-45
D30	Belmont!	W	66-63
J2	USF	L	65-56
J5	Florida A&M	W	99-69
J9	UAB	W	64-48
J12	at East Carolina*	L	88-85 (ot)
J19	at Houston*	W	79-75 (ot)
J23	Rice*	W	78-67
J26	SMU*	W	74-65
J30	at Tulane*	W	58-50
F2	at Marshall*	L	75-71
F6	Southern Miss*	W	60-58
F9	East Carolina*	W	83-73
F13	at #22 Memphis*	L	93-71
F16	at UTEP*	L	73-58
F20	Marshall*	L	82-70
F23	Tulsa*	W	83-75
F26	Georgia Southwestern	W	65-50
M2	#17 Memphis*	L	76-67
M6	at UAB*	W	74-70
M9	at Southern Miss*	L	70-62

! UCF Holiday Classic - Orlando, Fla.

\* Conference USA Game





# Year-By-Year Results

**2013-14 (13-18, 4-14 The American)**

Coach: Donnie Jones

N8	Tampa	W, 97-72
N13	Florida State	L, 80-68
N17	Bethune-Cookman	W, 83-63
N21	at Miami	W, 63-58
N26	at Valparaiso	L, 85-70
D3	at Florida Atlantic	L, 75-64
D7	Stetson	W, 77-58
D11	Howard	W, 79-64
D17	Jacksonville	W, 104-64
D21	Rio Grande!	W, 86-58
D22	Valparaiso!	W, 90-62
D31	#10 Louisville*	L, 90-65
J4	Temple*	W, 78-76
J11	at Connecticut*	L, 84-61
J15	at Rutgers*	L, 85-75
J18	SMU*	L, 58-46
J23	at #15 Cincinnati*	L, 69-51
J29	#22 Memphis*	L, 69-59
F1	at #7 Louisville*	L, 87-70
F5	USF*	L, 79-78 (OT)
F9	#22 Connecticut*	L, 75-55
F12	at #20 Memphis*	L, 76-70
F15	at USF*	W, 75-74
F19	#7 Cincinnati*	L, 77-49
F22	at Houston*	L, 88-84
F26	Rutgers*	W, 67-65
M1	at #23 SMU*	L, 70-55
M4	at Temple*	L, 86-78 (OT)
M7	Houston*	W, 104-83
M12	vs. Temple@	W, 94-90 (2OT)
M13	vs. #12 Cincinnati@	L, 61-58

! UCF Holiday Classic - Orlando, Fla.

\* American Athletic Conference Game

@ The American Tournament - Memphis, Tenn.

**2014-15 (12-18, 5-13 The American)**

Coach: Donnie Jones

N16	Stetson	W, 64-55
N20	Eckerd	W, 76-59
N23	USC Upstate	W, 76-69
N26	Davidson	L, 95-69
N30	Bethune-Cookman	W, 75-67
D2	Georgia Southern	W, 61-59
D6	at Florida State	L, 96-73
D11	at Illinois-Chicago	L, 71-60
D13	Florida Atlantic	L, 54-41
D17	Detroit	W, 75-70
D22	Southeastern Louisiana	W, 70-65
D31	Tulsa*	L, 56-54
J4	at Temple*	L, 84-78
J6	at Houston*	W, 79-78 (ot)
J11	SMU*	L, 70-61
J14	Tulane*	W, 103-100 (3ot)
J17	at Memphis*	L, 99-79
J22	at UConn*	L, 67-60
J25	Cincinnati*	L, 56-46
J28	Temple*	L, 86-62
J31	at SMU*	L, 75-56
F7	at East Carolina*	L, 67-49
F11	USF*	W, 73-62
F15	Houston*	W, 56-54
F19	at Tulane*	W, 69-55
F22	Memphis*	L, 75-65 (ot)
F25	at Cincinnati*	L, 83-60
F28	East Carolina*	L, 71-66
M4	at USF*	L, 74-45
M12	vs. East Carolina!	L, 81-80 (ot)

\* American Athletic Conference Game

! The American Tournament - Hartford, Conn.

**2015-16 (12-18, 6-12 The American)**

Coach: Donnie Jones

N14	at Davidson	L, 90-85
N18	UC Irvine	L, 61-60 (OT)
N21	UNC Greensboro	W, 65-54
N28	at Miami (Ohio)	L, 64-63
D2	at Stetson	W, 94-85
D5	Illinois-Chicago	W, 88-58
D8	UMass	W, 67-63
D12	Florida Atlantic	W, 75-61
D19	at Detroit	L, 95-89
D22	Bethune-Cookman	L, 101-96 (OT)
D29	George Washington	L, 67-50
J2	at ECU*	W, 71-68
J6	USF*	W, 75-64
J10	at #15 SMU*	L, 88-73
J16	ECU*	W, 89-69
J20	at USF*	W, 64-54
J24	at Tulsa*	L, 75-60
J26	Memphis*	L, 97-86
J31	UConn*	L, 67-41
F4	at Tulane*	W, 70-62
F6	Temple*	L, 62-60
F9	Cincinnati*	L, 69-51
F13	at Houston*	L, 82-58
F17	at Memphis*	L, 73-56
F21	Tulsa*	L, 75-67
F24	Houston*	L, 88-61
F27	at Temple*	L, 63-61
M2	Tulane*	W, 73-65
M6	at UConn*	L, 67-46
M10	vs. Tulane!	L, 65-63

\* American Athletic Conference Game

! The American Tournament - Amway Center

**2016-17 (24-12, 11-7 The American)**

Coach: Johnny Dawkins

N14	Nicholls	W, 80-56
N17	vs. Mississippi State&	W, 86-61
N18	at Charleston&	W, 60-40
N20	vs. #3 Villanova&	L, 67-57
N26	Seattle	W, 67-51
N30	Stetson	W, 81-45
D3	at Massachusetts	W, 65-62
D10	Maryland Eastern Shore	W, 76-58
D12	Pennsylvania	L, 58-49
D15	at George Washington	L, 74-59
D18	Miami (Ohio)	W, 80-73
D21	Bethune-Cookman	W, 71-41
D28	at Tulane*	W, 85-72
D31	Temple*	W, 77-53
J3	ECU*	W, 48-45
J8	at UConn*	L, 64-49
J14	Houston*	W, 77-70
J17	USF*	W, 86-64
J22	at Memphis*	L, 70-65
J25	SMU*	L, 65-60
J28	at Tulsa*	L, 77-66
F1	at Houston*	L, 82-64
F4	Memphis*	W, 72-57
F8	at #11 Cincinnati*	L, 60-50
F11	UConn*	L, 66-63
F14	Tulsa*	W, 71-53
F18	at ECU*	W, 61-58
F22	at Temple*	W, 71-69
F26	#15 Cincinnati*	W, 53-49
M2	at USF*	W, 59-56
M10	vs. Memphis!	W, 84-54
M11	vs. #12 SMU!	L, 70-59
M15	Colorado%	W, 79-74
M20	at Illinois State%	W, 63-62
M22	Illinois%	W, 68-58
M28	vs. TCU#	L, 68-53

&amp; Gildan Charleston Classic - Charleston, S.C.

\* American Athletic Conference Game

! The American Tournament - Hartford, Conn.

% National Invitation Tournament

# NIT Semifinals - Madison Square Garden

**2017-18 (19-13, 9-9 The American)**

Coach: Johnny Dawkins

N10	Mercer	W, 88-79
N15	Gardner-Webb	W, 68-65
N18	William & Mary	W, 75-64
N23	vs. Nebraska&	W, 68-59
N24	vs. #20 West Virginia&	L, 83-45
N26	vs. St. John's&	L, 46-43
N30	Missouri	L, 62-59
D3	at #24 Alabama	W, 65-62
D9	Southern	W, 76-60
D12	Southeastern Louisiana	W, 61-53
D19	at Stetson	W, 74-55
D21	South Carolina State	W, 89-64
D27	at SMU*	L, 56-51
D31	at ECU*	W, 59-39
J3	Memphis*	W, 65-56
J7	Temple*	W, 60-39
J10	at UConn*	L, 62-53
J16	#11 Cincinnati*	L, 49-38
J20	at USF*	W, 71-69
J25	at #16 Wichita State*	L, 81-62
J31	UConn*	W, 70-61
F3	Houston*	W, 69-65
F6	at #6 Cincinnati*	L, 77-40
F11	at Memphis*	W, 68-64
F14	USF*	W, 72-57
F17	SMU*	W, 52-37
F21	at Tulsa*	L, 70-61
F25	at Temple*	L, 75-56
M1	#11 Wichita State*	L, 75-71 (ot)
M4	Tulane*	W, 60-51
M8	vs. ECU!	W, 66-52
M9	vs. #21 Houston!	L, 84-56

&amp; AdvoCare Invitational - Lake Buena Vista, Fla.

\* American Athletic Conference Game

! The American Tournament - Amway Center

**2018-19 (24-9, 13-5 The American)**

Coach: Johnny Dawkins

NCAA Tournament Second Round		
N6	Rider	W, 84-70
N11	FAU	L, 80-79
N15	vs. Cal State Fullerton&	W, 68-52
N16	vs. Saint Joseph's&	W, 77-57
N18	vs. Western Kentucky&	W, 78-62
N24	Northern Kentucky	W, 66-53
N29	Alabama	W, 70-64
D2	at Missouri	L, 64-62 (ot)
D8	Grambling State	W, 70-45
D11	Georgia Southern	W, 95-88
D16	Stetson	W, 90-65
D21	Illinois State	W, 77-56
J2	Temple*	W, 78-73
J5	at UConn*	W, 65-53
J13	ECU*	W, 76-65
J16	at Wichita State*	L, 75-67
J19	Tulsa*	W, 64-62
J23	at Tulane*	W, 75-50
J27	at Memphis*	L, 77-57
J31	UConn*	W, 73-67
F7	#12 Houston*	L, 77-68
F10	at SMU*	W, 71-65
F13	South Florida*	W, 78-65
F16	Memphis*	W, 79-72
F21	at #23 Cincinnati*	L, 60-55
F24	SMU*	W, 95-48
F27	at South Florida*	W, 75-63
M2	at #6 Houston*	W, 69-64
M7	#19 Cincinnati*	W, 58-55
M9	at Temple*	L, 67-62
M15	at Memphis!	L, 79-55
M22	vs. VCU%	W, 73-58
M24	vs. #1 Duke%	L, 77-76

&amp; Myrtle Beach Invitational - Conway, S.C.

\* American Athletic Conference Game

! The American Tournament - Memphis, Tenn.

% NCAA Tournament - Columbia, S.C.

# Year-By-Year Results

## 2019-20 (16-14, 7-11 The American)

Coach: Johnny Dawkins

N9	Prairie View	W, 73-69
N12	Miami	L, 79-70
N17	at Illinois State	W, 67-65
N23	Charleston	W, 72-71
N28	vs. Pennsylvania&	L, 68-67
N29	vs. Pepperdine&	W, 78-65
D1	vs. Charleston&	W, 77-56
D7	NJIT	W, 78-65
D10	Green Bay	W, 79-66
D15	Sacred Heart	W, 79-65
D18	Bethune-Cookman	W, 70-65
D21	at Oklahoma	L, 53-52
D31	Temple*	L, 62-58
J3	at Houston*	L, 78-63
J8	at SMU*	L, 81-74
J11	Cincinnati*	L, 68-54
J14	at Tulane*	W, 74-55
J18	South Florida*	W, 55-54
J25	at Wichita State*	L, 87-79
J29	Memphis*	L, 59-57
F1	at South Florida*	L, 64-48
F6	at ECU*	W, 68-64
F9	Tulsa*	W, 83-75
F13	Wichita State*	L, 75-58
F19	at Cincinnati*	W, 89-87 (2ot)
F22	Tulane*	L, 75-74
F26	at UConn*	L, 81-65
F29	at Tulsa*	L, 65-54
M4	SMU*	W, 61-58
M8	ECU*	W, 94-62

& Wooden Legacy - Anaheim, Calif.

\* American Athletic Conference Game

! The American Tournament - canceled due to COVID-19

## 2020-21 (11-12, 8-10 The American)

Coach: Johnny Dawkins

N28	Oklahoma	Postponed (COVID)
N30	Auburn	W, 63-55
D6	at Michigan	L, 80-58
D19	at #15 Florida State	W, 86-74
D22	Cincinnati*	W, 75-70
D26	#6 Houston*	L, 63-54
J2	at South Florida*	L, 68-61
J14	at Temple*	L, 62-55
J17	at #11 Houston*	L, 75-58
J23	SMU*	L, 78-65
J27	ECU*	W, 71-64
J30	at Wichita State*	L, 93-88
F1	at Memphis*	L, 96-69
F3	at Memphis*	L, 75-61
F6	at Tulsa*	W, 65-58
F10	Wichita State*	L, 61-60
F12	Tulane*	W, 53-49
F14	at Cincinnati*	L, 69-68
F17	South Florida*	W, 81-65
F20	at Tulane*	W, 84-81
F23	at SMU*	Postponed (COVID)
F27	Temple*	Postponed (COVID)
M2	Tulsa*	W, 73-69
M4	at ECU*	W, 64-60
M11	vs ECU!	W, 72-62
M12	vs Memphis!	L, 70-62

\* American Athletic Conference Game

! The American Tournament - Fort Worth, Texas

## 2021-22 (18-12, 9-9 The American)

Coach: Johnny Dawkins

N10	Robert Morris	W, 69-59
N13	at Miami	W, 95-89
N16	Jacksonville	W, 63-54
N20	at Evansville	W, 75-59
N27	Oklahoma	L, 65-62
D1	at #21 Auburn	L, 85-68
D5	Bethune-Cookman	W, 81-45
D11	North Carolina A&T	W, 83-68
D15	at Temple*	W, 65-48
D18	vs. Florida State	Canceled
D22	North Alabama	W, 75-64
D30	Michigan	W, 85-71
J2	at SMU*	L, 72-60
J5	Temple*	L, 66-62
J8	Tulsa*	Postponed
J12	Memphis*	W, 74-64
J15	at USF*	L, 75-51
J18	at East Carolina*	W, 92-85 (OT)
J22	Tulane*	W, 68-66
J26	at Wichita State*	L, 84-79
J29	#7 Houston*	L, 63-49
F3	USF*	W, 68-49
F5	at Memphis*	L, 88-60
F8	Wichita State*	W, 71-66
F14	Tulsa*	W, 76-67
F17	at #14 Houston*	L, 70-52
F20	East Carolina*	W, 69-66
F23	Cincinnati*	W, 75-61
M3	at Tulane*	L, 82-67
M6	at Tulsa*	L, 73-72
M10	vs. USF!	W, 60-58
M11	vs. Memphis!	L, 85-69

\* American Athletic Conference Game

! The American Tournament - Fort Worth, Texas

## 2022-23 (19-15, 8-10 The American)

Coach: Johnny Dawkins

N7	UNC Asheville	L, 98-95 (2OT)
N11	Florida State	W, 68-54
N14	Western Illinois	W, 70-37
N18	vs. Oklahoma State&	W, 60-56 (OT)
N20	vs. Santa Clara&	W, 57-50
N23	Evansville	W, 76-56
N27	Miami	L, 66-64
D4	Samford	W, 80-77 (OT)
D11	Tarleton	W, 75-49
D14	at Ole Miss	W, 72-61
D17	vs. Missouri#	L, 68-66
D21	Stetson	W, 73-58
D28	Wichita State*	W, 52-45
D31	at #3 Houston*	L, 71-65
J4	at East Carolina*	W, 64-61
J8	SMU*	W, 85-53
J11	Memphis*	W, 107-104 (2OT)
J14	at Tulane*	L, 77-69
J21	at USF*	L, 85-72
J25	#3 Houston*	L, 82-71
J28	Temple*	L, 77-70 (OT)
F4	at Cincinnati*	L, 73-64
F8	at Wichita State*	W, 72-67
F11	Tulsa*	W, 96-52
F16	at Memphis*	L, 64-63
F19	Cincinnati*	L, 73-71
F22	USF*	L, 82-75
F26	at Tulsa*	W, 68-49
M2	at Temple*	L, 57-55
M5	East Carolina*	W, 84-58
M9	vs. SMU!	W, 76-70
M10	vs. Memphis!	L, 81-76
M15	at Florida%	W, 67-49
M19	at Oregon%	L, 68-54

& Baha Mar Hoops Bahamas Championship

# AutoNation Orange Bowl Basketball Classic

\* American Athletic Conference Game

! The American Tournament - Fort Worth, Texas

% National Invitation Tournament





# All-Time Series History vs. 2023-24 Big 12 Opponents

**BAYLOR**

First Meeting

**BYU**

First Meeting

**CINCINNATI (5-15, H: 4-7, A: 1-7, N: 0-1)**

Date	Opponent	H/A/N	W/L	Score
Dec. 30, 1983	H	L		62-48
Jan. 23, 2014	A	L		69-51
Feb. 19, 2014	H	L		77-49
March 13, 2014	N	L		61-58
Jan. 25, 2015	H	L		56-46
Feb. 25, 2015	A	L		83-60
Feb. 9, 2016	H	L		69-51
Feb. 8, 2017	A	L		60-50
Feb. 26, 2017	H	W		53-49
Jan. 16, 2018	H	L		49-38
Feb. 6, 2018	A	L		77-40
Feb. 21, 2019	A	L		60-55
Mar. 7, 2019	H	W		58-55
Jan. 11, 2020	H	L		68-54
Feb. 19, 2020	A	W		89-87 (2ot)
Dec. 22, 2020	H	W		75-70
Feb. 14, 2021	A	L		69-68
Feb. 23, 2022	H	W		75-61
Feb. 4, 2023	A	L		73-64
Feb. 19, 2023	H	L		73-71

**HOUSTON (11-22, H: 6-9, A: 5-11, N: 0-2)**

Date	Opponent	H/A/N	W/L	Score
Jan. 14, 2006	A	W		66-56
Feb. 15, 2006	H	L		78-71
March 9, 2006	N	L		71-52
Jan. 24, 2007	A	L		73-70 (ot)
Feb. 28, 2007	H	W		75-72 (ot)
Feb. 2, 2008	H	L		84-81
March 5, 2008	A	L		73-68
Feb. 4, 2009	H	L		97-69
Feb. 21, 2009	A	L		77-72
Jan. 20, 2010*	A	W		78-71
Feb. 16, 2010*	H	W		68-65
Jan. 8, 2011	A	L		76-71
Jan. 11, 2012	H	W		74-63
Jan. 19, 2013	A	W		79-75 (ot)
Feb. 22, 2014	A	L		88-84
March 7, 2014	H	W		104-83
Jan. 6, 2015	A	W		79-78 (ot)
Feb. 15, 2015	H	W		56-54
Feb. 13, 2016	A	L		82-58
Feb. 24, 2016	H	L		88-61
Jan. 14, 2017	H	W		77-70
Feb. 1, 2017	A	L		82-64
Feb. 3, 2018	H	L		69-65
Mar. 9, 2018	N	L		84-56
Feb. 7, 2019	H	L		77-68
Mar. 2, 2019	A	W		69-64
Jan. 3, 2020	A	L		78-63
Dec. 26, 2020	H	L		63-54
Jan. 17, 2021	A	L		75-58
Jan. 29, 2022	H	L		63-49
Feb. 17, 2022	A	L		70-59
Dec. 31, 2022	A	L		71-65
Jan. 25, 2023	H	L		82-71

**IOWA STATE**

First Meeting

**KANSAS**

First Meeting

**KANSAS STATE (0-2, A: 0-1, N: 0-1)**

Date	Opponent	H/A/N	W/L	Score
Jan. 6, 2003	A	L		71-59
Nov. 23, 2007	N	L		73-71 (OT)

**OKLAHOMA (0-2, H: 0-1, A: 0-1)**

Date	Opponent	H/A/N	W/L	Score
Dec. 21, 2019	A	L		53-52
Nov. 27, 2021	H	L		65-62

**OKLAHOMA STATE (1-0, N: 1-0)**

Date	Opponent	H/A/N	W/L	Score
Nov. 18, 2022	N	W		60-56 (OT)

**TEXAS**

First Meeting

**TCU (0-1, N: 0-1)**

Date	Opponent	H/A/N	W/L	Score
Mar. 28, 2017	N	L		68-53

**TEXAS TECH**

First Meeting

**WEST VIRGINIA (0-1, N: 0-1)**

Date	Opponent	H/A/N	W/L	Score
Nov. 24, 2017	N	L		83-45

**UCF vs. Big 12 Opponents During Dawkins Era**

Date	Opponent	H/A/N	W/L	Score
Feb. 19, 2023	Cincinnati	H	L	73-71
Feb. 4, 2023	Cincinnati	A	L	73-64
Jan. 25, 2023	Houston	H	L	82-71
Dec. 31, 2022	Houston	A	L	71-65
Nov. 18, 2022	Oklahoma State	N	W	60-56 (OT)
Feb. 23, 2022	Cincinnati	H	W	75-61
Feb. 17, 2022	Houston	A	L	70-59
Jan. 29, 2022	Houston	H	L	63-49
Nov. 27, 2021	Oklahoma	H	L	65-62
Feb. 14, 2021	Cincinnati	A	L	69-68
Jan. 17, 2021	Houston	A	L	75-58
Dec. 26, 2020	Houston	H	L	63-54
Dec. 22, 2020	Cincinnati	H	W	75-70
Feb. 19, 2020	Cincinnati	A	W	89-87 (2OT)
Jan. 11, 2020	Cincinnati	H	L	68-54
Jan. 3, 2020	Houston	A	L	78-63
Dec. 21, 2019	Oklahoma	A	L	53-52
Mar. 7, 2019	Cincinnati	H	W	58-55
Mar. 2, 2019	Houston	A	W	69-64
Feb. 21, 2019	Cincinnati	A	L	60-55
Feb. 7, 2019	Houston	H	L	77-68
Mar. 9, 2018	Houston	N	L	84-56
Feb. 6, 2018	Cincinnati	A	L	77-40
Feb. 3, 2018	Houston	H	L	69-65
Jan. 16, 2018	Cincinnati	H	L	49-38
Nov. 24, 2017	West Virginia	N	L	83-45
Mar. 28, 2017	TCU	N	L	68-53
Feb. 26, 2017	Cincinnati	H	W	53-49
Feb. 8, 2017	Cincinnati	A	L	60-50
Feb. 1, 2017	Houston	A	L	82-64
Jan. 14, 2017	Houston	H	W	77-70

**UCF vs. Big 12 Opponents Prior to '23-24 Expansion**

Date	Opponent	H/A/N	W/L	Score
Nov. 18, 2022	Oklahoma State	N	W	60-56 (OT)
Nov. 27, 2021	Oklahoma	H	L	65-62
Dec. 21, 2019	Oklahoma	A	L	53-52
Nov. 24, 2017	West Virginia	N	L	83-45
Mar. 28, 2017	TCU	N	L	68-53
Nov. 23, 2007	Kansas State	N	L	73-71 (OT)
Jan. 3, 2007	Colorado^	A	L	96-87
Jan. 6, 2003	Kansas State	A	L	71-59

^ - Colorado was a part of the Big 12 from 1996-2010



C.J. Kelly (2022-23) celebrates on the way back to the locker room after UCF's 60-56 overtime win over Oklahoma State in the Baha Mar Hoops Bahamas Championship semifinals. He led the Knights with 18 points on the evening in UCF's first ever win over a Big 12 opponent.



Taylor Hendricks (2022-23) recorded a double-double in the Baha Mar Hoops Bahamas Championship semifinal against Oklahoma State, netting 16 points and grabbing 12 rebounds in the 60-56 victory. It was Hendricks' second double-double in his first four career games.



Darius Perry (2020-22) goes up for the two-handed jam in UCF's first home game against a Big 12 foe in program history. He scored 16 points and tallied eight assists in the Knights' 65-62 loss to the Sooners in a game that saw the lead change eight times.



Matt Williams (2012-17) led the Knights with 15 points in the team's NIT semifinal contest against TCU. The game was the first against a Big 12 opponent in nearly a decade as UCF was defeated by the Horned Frogs 68-53.

# All-Time Series History vs. Non-Big 12 Opponents

## AKRON (0-4, H: 0-2, A: 0-2)

Jan. 31, 1985	A	L	61-60 (ot)
Jan. 29, 1986	H	L	81-70
Feb. 11, 1989	H	L	75-71
Feb. 10, 1990	A	L	77-65

## ALABAMA (2-3, H: 1-1, A: 1-2)

Jan. 28, 1987	H	L	65-54
Jan. 18, 1998	A	L	86-48
Jan. 19, 1994	A	L	73-70
Dec. 3, 2017	A	W	65-62
Nov. 29, 2018	H	W	70-64

## ALABAMA STATE (2-0, H: 2-0)

Nov. 27, 2010*	H	W	84-48
Nov. 13, 2012	H	W	85-56

## ALASKA-FAIRBANKS (1-0, A: 1-0)

Nov. 18, 2004	A	W	74-63
---------------	---	---	-------

## ALBANY (1-0, H: 1-0)

Nov. 28, 2009*	H	W	76-72
----------------	---	---	-------

## ALCORN STATE (1-1, H: 1-1)

Dec. 30, 1986	H	L	77-74
Dec. 29, 1991	H	W	96-88

## AMERICAN (0-1, N: 0-1)

Dec. 29, 1978	N	L	85-83
---------------	---	---	-------

## APPALACHIAN STATE (0-1, N: 0-1)

Dec. 20, 2006	N	L	75-64
---------------	---	---	-------

## AQUINAS (4-0, H: 4-0)

Jan. 5, 1974	H	W	87-79
Jan. 9, 1976	H	W	101-84
Jan. 10, 1997	H	W	98-81
Jan. 1, 1980	H	W	109-77

## ARKANSAS (0-1, A: 0-1)

Nov. 27, 1984	A	L	59-45
---------------	---	---	-------

## ARKANSAS STATE (0-3, H: 0-2, A: 0-1)

Jan. 17, 1991	H	L	82-76
Feb. 14, 1991	A	L	73-48
Feb. 17, 1992	H	L	72-71

## ARKANSAS-LITTLE ROCK (1-0, H: 1-0)

Feb. 1, 1992	H	W	79-71
--------------	---	---	-------

## ARMSTRONG ATLANTIC ST. (4-1, H: 3-0, A: 0-1, N: 1-0)

March 4, 1997	N	W	91-82
Jan. 1, 1986	H	W	79-62
Jan. 15, 1987	H	W	89-75
Feb. 3, 1987	A	L	62-61
March 2, 1988	H	W	83-80

## ASHLAND (1-0, H: 1-0)

Jan. 4, 1975	H	W	63-58 (ot)
--------------	---	---	------------

## ATLANTA BAPTIST (1-0, A: 1-0)

Feb. 19, 1972	A	W	95-76
---------------	---	---	-------

## ATLANTA CHRISTIAN (1-0, A: 1-0)

Feb. 18, 1972	A	W	96-55
---------------	---	---	-------

## ATLANTIC CHRISTIAN (1-0, H: 1-0)

Jan. 6, 1975	H	W	85-69
--------------	---	---	-------

## AUBURN (2-4, H: 1-3, A: 0-1, N: 1-0)

Dec. 22, 1985	H	L	78-49
Dec. 29, 1988	H	L	95-68
Nov. 14, 1997	H	L	70-63
Nov. 19, 1998	A	L	77-42
Nov. 20, 2009*	N	W	84-74
Nov. 30, 2020	H	W	63-55
Dec. 1, 2021	A	L	85-68

## AUGUSTA (2-1, H: 2-0, A: 0-1)

March 3, 1978	H	W	86-66
Dec. 17, 1989	H	W	73-65
Feb. 8, 1990	A	L	73-65

## BAPTIST (2-3, H: 1-2, A: 1-1)

Jan. 21, 1985	H	L	69-67 (ot)
Feb. 11, 1985	A	W	55-51
Jan. 27, 1986	H	L	76-67
Feb. 22, 1986	A	L	77-74
Jan. 24, 1989	H	W	73-71

## BARRY (1-0, H: 1-0)

Dec. 20, 1998	H	W	73-64
---------------	---	---	-------

## BARUCH (1-0, H: 1-0)

Feb. 20, 1974	H	W	96-54
---------------	---	---	-------

## BELMONT (7-3, H: 4-1, A: 3-2)

Jan. 17, 2002	H	W	76-59
Jan. 26, 2002	A	W	86-78 (ot)
Jan. 30, 2003	H	L	60-58
Jan. 19, 2004	H	W	68-53
Feb. 5, 2004	A	L	77-61
March 5, 2004	A	W	64-62
Jan. 23, 2005	A	L	67-52
Jan. 29, 2005	H	W	60-57
March 4, 2005	A	W	66-61
Dec. 29, 2012	H	W	66-63

## BERRY (1-0, H: 1-0)

Dec. 17, 1980	H	W	72-45
---------------	---	---	-------

## BETHUNE-COOKMAN (20-7, H: 17-4, A: 3-3)

Dec. 12, 1982	H	W	79-56
Jan. 3, 1984	H	L	51-48
Feb. 6, 1985	H	L	71-70
Feb. 17, 1986	H	W	78-62
Jan. 29, 1987	A	W	73-62
Feb. 25, 1987	H	W	86-69
Jan. 21, 1988	A	W	68-67
Feb. 24, 1988	H	L	97-73
Jan. 12, 1989	A	L	60-55
Feb. 22, 1989	H	L	82-74
Jan. 25, 1990	A	L	69-64 (ot)
Feb. 23, 1990	H	W	98-83
Dec. 13, 1993	H	W	77-73
Feb. 23, 1994	A	L	90-85
Dec. 7, 1996	H	W	69-57
Nov. 25, 1997	A	W	75-57
Nov. 29, 2005	H	W	61-48
Nov. 21, 2006	H	W	81-46
Dec. 12, 2009*	H	W	63-50
Dec. 11, 2010*	H	W	76-59
Dec. 10, 2011	H	W	53-51
Dec. 12, 2012	H	W	72-62
Nov. 17, 2013	H	W	83-63
Nov. 30, 2014	H	W	75-67
Dec. 22, 2015	H	W	101-96 (ot)
Dec. 21, 2016	H	W	71-41
Dec. 18, 2019	H	W	70-65
Dec. 5, 2021	H	W	81-45

## BIRMINGHAM-SOUTHERN (0-1, H: 0-1)

Dec. 30, 2005	H	L	58-50
---------------	---	---	-------

## BLACKBURN (2-0, H: 2-0)

Jan. 8, 1979	H	W	116-75
Dec. 29, 1979	H	W	107-72

## BLOOMFIELD (2-0, H: 2-0)

Jan. 18, 1972	H	W	83-61
Jan. 20, 1973	H	W	74-59

## BRANDON (1-0, N: 1-0)

Jan. 4, 1991	N	W	98-91
--------------	---	---	-------

## BROWN (1-1, H: 1-1)

Jan. 7, 1985	H	W	51-50
Dec. 28, 2004	H	L	83-82 (ot)

## BUCKNELL (0-1, H: 0-1)

Nov. 27, 1987	H	L	87-81
---------------	---	---	-------

## BUFFALO (1-1, H: 1-1)

Jan. 8, 1981	H	W	59-40
Jan. 2, 1993	H	L	72-68

## CALIFORNIA IRVINE (0-1, H: 0-1)

Nov. 18, 2015	H	L	61-60 (ot)
---------------	---	---	------------

## CALIFORNIA STATE - FULLERTON (1-0, N: 1-0)

Nov. 15, 2018	N	W	68-52
---------------	---	---	-------

## CALIFORNIA STATE - PA. (1-0, N: 1-0)

Jan. 9, 1981	N	W	58-48
--------------	---	---	-------

## CAMPBELL (20-7, H: 10-4, A: 9-3, N: 1-0)

Feb. 9, 1985	A	W	69-59
Feb. 1, 1986	H	W	68-56
Dec. 19, 1986	H	W	88-82
Dec. 5, 1987	H	L	91-82
Nov. 30, 1991	H	W	82-74
Jan. 30, 1995	A	L	73-61
Feb. 16, 1995	H	W	82-62
Feb. 3, 1996	A	W	79-58
Feb. 10, 1996	H	L	70-69
March 1, 1996	N	W	80-71
Feb. 1, 1997	H	W	84-69
Feb. 8, 1997	A	L	82-76 (ot)
Jan. 24, 1998	H	L	68-64
Feb. 19, 1998	A	W	82-52
Jan. 2, 1999	H	W	76-52
Jan. 7, 1999	A	W	90-79
Jan. 15, 2000	H	W	90-63
Feb. 24, 2000	A	W	77-67
Jan. 11, 2001	A	W	73-60
Feb. 24, 2001	H	L	72-69
Jan. 5, 2002	H	W	99-86 (ot)
Feb. 9, 2002	A	L	86-84
Feb. 4, 2003	A	W	98-69
Dec. 15, 2003	A	W	68-61
Feb. 28, 2004	H	W	106-56
Dec. 16, 2004	H	W	90-73
Feb. 26, 2005	A	W	63-52

## CANISIUS (0-1, N: 0-1)

Dec. 28, 1996	N	L	80-55
---------------	---	---	-------

## CATHEDRAL COLLEGE (0-1, A: 0-1)

Dec. 23, 1970	A	L	87-85
---------------	---	---	-------

## CENTENARY (8-6, H: 5-3, A: 3-3)

Jan. 28, 1983	H	L	83-74
Nov. 28, 1983	A	L	63-62
Jan. 11, 1993	A	W	86-73
Feb. 11, 1993	H	W	94-85
Jan. 27, 1994	A	W	89-82
Feb. 28, 1994	H	L	80-76
March 4, 1994	H	W	93-89
Feb. 6, 1995	H	W	101-92
Feb. 11, 1995	A	W	82-77
Jan. 11, 1996	H	L	84-60
Jan. 9, 1997	A	L	64-56
Jan. 12, 1998	H	W	75-53
Jan. 23, 1999	A	L	87-80
Feb. 15, 1999	H	W	59-49

## CENTRAL CONNECTICUT STATE (2-0, H: 2-0)

Jan. 3, 1980	H	W	77-69
Jan. 8, 1987	H	W	86-73

## CENTRAL MICHIGAN (1-0, N: 1-0)

Dec. 12, 1980	N	W	60-55
---------------	---	---	-------

## CENTRAL MISSOURI STATE (0-1, N: 0-1)

March 5, 1982	N	L	70-62
---------------	---	---	-------

## CHARLOTTE (0-1, N: 0-1)

Jan. 2, 1974	N	L	93-71
--------------	---	---	-------

## CHARLESTON (7-12, H: 3-5, A: 2-7, N: 2-0)

Feb. 1, 1993	A	L	74-65
Feb. 22, 1993	H	L	62-59
Jan. 13, 1994	H	W	80-77
Feb. 12, 1994	A	L	90-66
Jan. 28, 1995	A	L	82-70
Feb. 18, 1995	H	L	67-66
Feb. 1, 1996	A	L	103-61
Feb. 8, 1996	H	L	69-65
Jan. 30, 1997	H	L	87-63
Feb. 6, 1997	A	L	90-61
Jan. 22, 1998	H	L	65-47
Feb. 21, 1998	A	W	70-68 (ot)
Feb. 27, 1998	A	L	81-66
Dec. 12, 2002	H	W	82-64
Nov. 26, 2003	A	L	72-63
Nov. 24, 2011	N	W	74-63
Nov. 18, 2016	A	W	60-40
Nov. 23, 2019	H	W	72-71
Dec. 1, 2019	N	W	77-56

## CHARLESTON SOUTHERN (1-0, A: 1-0)

Dec. 1, 1990	A	W	89-76
--------------	---	---	-------

## CHATTANOOGA (0-1, A: 0-1)

March 5, 1977	A	L	88-79
---------------	---	---	-------





# All-Time Series History vs. Non-Big 12 Opponents

<b>CHEYNEY STATE (0-1, N: 0-1)</b>			
March 17, 1978	N	L	79-63
<b>CHICAGO (1-0, A: 1-0)</b>			
Feb. 5, 1972	A	W	59-57
<b>CHICAGO STATE (3-0, H: 2-0, A: 1-0)</b>			
Dec. 13, 2001	H	W	100-67
Dec. 18, 2002	A	W	99-83
Dec. 30, 2008*	H	W	89-75
<b>THE CITADEL (2-1, H: 1-0, A: 1-1)</b>			
Feb. 20, 1986	A	L	72-66
Dec. 30, 2002	H	W	65-55
Nov. 28, 2003	A	W	74-60
<b>CLEARWATER CHRISTIAN (3-0, H: 3-0)</b>			
Dec. 8, 1973	H	W	132-74
Feb. 5, 1974	H	W	116-55
Dec. 6, 1975	H	W	163-90
<b>CLEMSON (0-1, N: 0-1)</b>			
Nov. 26, 1999	N	L	54-48
<b>COASTAL CAROLINA (0-3, H: 0-2, N: 0-1)</b>			
Dec. 20, 1986	H	L	72-68
Jan. 7, 1989	H	L	78-77
Dec. 29, 1996	N	L	77-71
<b>COLORADO (1-1, H: 1-0, A: 0-1)</b>			
Jan. 3, 2007	A	L	96-87
Mar. 15, 2017	H	W	79-74
<b>COLUMBIA (1-0, H: 1-0)</b>			
Jan. 2, 1979	H	W	76-74
<b>COLUMBUS - GA. (1-0, A: 1-0)</b>			
Dec. 20, 1977	A	W	74-62
<b>CONNECTICUT (4-12, H: 2-4, A: 1-7, N: 1-1)</b>			
March 18, 2005	N	L	77-71
Dec. 28, 2007	H	L	85-82
Dec. 20, 2009	A	L	60-51
Nov. 25, 2011	N	W	68-63
Jan. 11, 2014	A	L	84-61
Feb. 9, 2014	H	L	75-55
Jan. 22, 2015	A	L	67-60
Jan. 31, 2016	H	L	67-41
Mar. 6, 2016	A	L	67-46
Jan. 8, 2017	A	L	64-49
Feb. 11, 2017	H	L	66-63
Jan. 10, 2018	A	L	62-53
Jan. 31, 2018	H	W	70-61
Jan. 5, 2019	A	W	65-53
Jan. 31, 2019	H	W	73-67
Feb. 26, 2020	A	L	81-65
<b>CREIGHTON (0-1, A: 0-1)</b>			
March 23, 2011	A	L	82-64
<b>C.W. POST (0-1, N: 0-1)</b>			
Jan. 15, 1975	N	L	78-73
<b>DAVIDSON (1-6, H: 0-3, A: 1-2, N: 0-1)</b>			
Jan. 28, 1989	H	L	91-83
Feb. 25, 1989	A	L	75-64
Jan. 15, 1990	A	W	53-51
Feb. 24, 1990	H	L	83-74
Dec. 28, 1995	N	L	90-51
Nov. 26, 2014	H	L	95-69
Nov. 14, 2015	A	L	90-85
<b>DAYTON (0-2, A: 0-2)</b>			
Dec. 17, 1984	A	L	71-61
Dec. 3, 1988	A	L	109-77
<b>DAYTONA ALL-STARS (1-0, H: 1-0)</b>			
1969-70	H	W	91-72
<b>DELAWARE (0-1, H: 0-1)</b>			
Dec. 1, 1991	H	L	92-79
<b>DELAWARE STATE (1-0, H: 1-0)</b>			
Jan. 10, 1987	H	W	70-58
<b>DEPAUL (0-1, H: 0-1)</b>			
Dec. 30, 1990	H	L	81-78 (ot)
<b>DETROIT (1-1, H: 1-0, A: 0-1)</b>			
Dec. 17, 2014	H	W	75-70
Dec. 19, 2015	A	L	95-89

<b>DICKINSON (2-0, H: 2-0)</b>			
Jan. 10, 1976	H	W	82-58
Jan. 8, 1980	H	W	86-70
<b>DRAKE (1-0, N: 1-0)</b>			
Nov. 22, 2009*	N	W	59-50
<b>DREXEL (0-2, H: 0-1, A: 0-1)</b>			
Dec. 22, 1989	H	L	83-72
March 14, 2012	A	L	81-56
<b>DUKE (0-1, N: 0-1)</b>			
March 24, 2019	N	L	77-76
<b>DUQUESNE (0-1, N: 0-1)</b>			
Nov. 25, 2000	N	L	90-79
<b>EAST CAROLINA (30-9, H: 14-3, A: 13-4, N: 3-2)</b>			
Dec. 30, 2000	H	W	88-81
Nov. 24, 2001	A	W	82-72
Jan. 25, 2006	A	W	64-59
Feb. 22, 2006	H	W	69-49
March 8, 2006	N	W	65-52
Feb. 7, 2007	A	W	67-49
March 3, 2007	H	W	77-64
Jan. 19, 2008	A	W	71-66
Feb. 20, 2008	H	W	110-75
Feb. 7, 2009	A	L	89-75
March 7, 2009*	H	W	74-71
Feb. 2, 2010*	A	W	67-56
March 2, 2010	H	L	68-66
Jan. 19, 2011	H	L	74-62
Feb. 5, 2011	A	L	68-61
March 9, 2011	N	L	75-60
Jan. 7, 2012	A	W	81-63
Feb. 28, 2012	H	W	64-55
Jan. 12, 2013	A	L	88-85 (ot)
Feb. 9, 2013	H	W	83-73
Feb. 7, 2015	A	L	67-49
Feb. 28, 2015	H	L	71-66
March 12, 2015	N	L	81-80 (ot)
Jan. 2, 2016	A	W	71-68
Jan. 16, 2016	H	W	89-69
Jan. 3, 2017	H	W	48-45
Feb. 18, 2017	A	W	61-58
Dec. 31, 2017	A	W	59-39
Mar. 8, 2018	N	W	66-52
Jan. 13, 2019	H	W	76-65
Feb. 6, 2020	A	W	68-64
Mar. 8, 2020	H	W	94-62
Jan. 27, 2021	H	W	71-64
Mar. 4, 2021	A	W	64-60
Mar. 11, 2021	N	W	72-62
Jan. 18, 2022	A	W	92-85 (ot)
Feb. 20, 2022	H	W	69-66
Jan. 4, 2023	A	W	64-61
Mar. 5, 2023	H	W	84-58
<b>EASTERN ILLINOIS (0-2, H: 0-1, N: 0-1)</b>			
March 18, 1978	N	L	77-67
Jan. 2, 1985	H	L	97-79
<b>EASTERN KENTUCKY (0-2, H: 0-1, A: 0-1)</b>			
Dec. 3, 1994	A	L	75-74 (ot)
Dec. 17, 1995	H	L	79-72
<b>ECKERD (18-2, H: 10-1, A: 7-1, N: 1-0)</b>			
Feb. 4, 1976	A	W	95-69
Feb. 11, 1976	H	W	113-85
Jan. 12, 1977	H	W	1110-87
Feb. 7, 1977	H	W	100-79
Jan. 28, 1978	A	W	109-81
Feb. 14, 1978	H	W	100-67
Jan. 27, 1979	H	L	71-70
Feb. 20, 1979	A	W	84-82
Jan. 26, 1980	H	W	68-55
Feb. 13, 1980	A	W	78-77
Jan. 24, 1981	A	W	97-73
Feb. 11, 1981	H	W	107-77
Jan. 12, 1982	H	W	99-74
Feb. 5, 1982	A	W	74-66
Jan. 31, 1983	A	W	83-81
Feb. 21, 1983	H	W	70-64
Feb. 25, 1983	N	W	66-57
Jan. 27, 1984	A	L	67-62
Feb. 18, 1984	H	W	87-62
Nov. 20, 2014	H	W	64-55

<b>EDWARD WATERS (5-2, H: 5-2)</b>			
Dec. 2, 1974	H	W	96-79
Jan. 28, 1975	H	L	81-78
Jan. 21, 1976	H	W	116-81
Jan. 5, 1978	H	W	102-92
Dec. 11, 1979	H	W	113-94
Nov. 22, 1980	H	L	89-87
Nov. 24, 1981	H	W	103-71
<b>ELMHURST (2-0, H: 1-0, A: 1-0)</b>			
Dec. 21, 1972	A	W	84-80
Jan. 10, 1979	H	W	121-89
<b>EMBRY-RIDDLE (3-0, H: 2-0, A: 1-0)</b>			
Nov. 17, 1970	H	W	111-37
Dec. 2, 1970	A	W	101-75
Dec. 1, 1971	H	W	118-79
<b>EVANSVILLE (2-0, H: 1-0, A: 1-0)</b>			
Nov. 20, 2021	A	W	75-59
Nov. 23, 2022	H	W	76-56
<b>FLAGLER (10-0, H: 7-0, A: 3-0)</b>			
Nov. 26, 1976	H	W	89-62
Jan. 17, 1977	A	W	129-79
Nov. 30, 1977	H	W	84-56
Feb. 2, 1978	A	W	88-64
Nov. 28, 1978	A	W	102-91
Jan. 26, 1979	H	W	118-77
Feb. 10, 1987	H	W	79-63
Feb. 1, 1988	H	W	77-70
Feb. 1, 1989	H	W	70-60
Dec. 10, 1999	H	W	109-86
<b>FLORIDA (2-10, A: 1-8, N: 1-2)</b>			
Nov. 24, 1984	A	L	106-55
Nov. 26, 1985	A	L	86-57
Dec. 10, 1986	A	L	89-64
Dec. 20, 1993	A	L	83-69
Nov. 22, 1996	A	L	80-63
Nov. 18, 1997	A	L	100-85
Dec. 4, 2003	N	L	59-39
Dec. 3, 2005	A	L	80-47
Dec. 20, 2008	N	L	89-61
Dec. 1, 2010*	N	W	57-54
Nov. 23, 2012	A	L	79-66
Mar. 15, 2023	A	W	67-49
<b>FLORIDA A&amp;M (8-6, H: 6-1, A: 2-5)</b>			
Feb. 1, 1974	A	L	88-77
Feb. 5, 1975	A	L	85-82
March 4, 1978	H	W	85-78
Dec. 5, 1984	A	W	67-62
Jan. 17, 1985	H	W	70-63
Jan. 7, 1986	A	L	84-75
Jan. 20, 1986	H	L	105-91
Jan. 11, 1990	A	L	99-82
Feb. 15, 1990	H	W	55-49
Dec. 16, 1992	A	W	68-66
Jan. 13, 1993	H	W	62-52
Dec. 8, 2001	H	W	101-76
Dec. 7, 2002	A	L	55-54
Jan. 5, 2013	H	W	99-69

# All-Time Series History vs. Non-Big 12 Opponents

## FLORIDA ATLANTIC (22-10, H: 12-4, A: 10-6)

Dec. 8, 1992	A	W	79-62
Feb. 6, 1993	A	W	91-80
Dec. 15, 1993	H	W	100-74
Jan. 19, 1994	A	W	79-59
Jan. 9, 1995	H	W	68-62
Feb. 22, 1995	A	W	75-64
Jan. 25, 1996	H	W	79-68
Feb. 24, 1996	A	L	88-71
Jan. 23, 1997	A	L	78-55
Feb. 22, 1997	H	L	81-66
Jan. 31, 1998	A	W	81-72
Feb. 5, 1998	H	W	88-67
Jan. 20, 1999	A	W	82-72
Feb. 20, 1999	H	W	84-57
Jan. 26, 2000	A	W	84-68
Feb. 5, 2000	H	W	86-59
Jan. 23, 2001	H	W	89-79
Feb. 2, 2001	A	L	62-55
Dec. 1, 2001	A	L	78-66
Jan. 22, 2002	H	W	62-56
Jan. 4, 2003	H	W	80-69
March 1, 2003	A	W	82-75
Jan. 14, 2004	A	W	70-52
Jan. 28, 2004	H	W	75-66
Jan. 13, 2005	A	W	73-70
Jan. 20, 2005	H	L	73-61
Dec. 13, 2005	A	L	59-54
Dec. 9, 2006	H	W	87-65
Dec. 3, 2013	A	L	75-64
Dec. 13, 2014	H	L	54-41
Dec. 12, 2015	H	W	75-61
Nov. 11, 2018	H	L	80-79

## FLORIDA BIBLE (6-0, H: 2-0, A: 4-0)

Dec. 11, 1970	A	W	116-71
Jan. 11, 1971	H	W	99-71
Dec. 3, 1971	A	W	99-63
Jan. 7, 1972	A	W	123-62
Nov. 30, 1972	A	W	98-45
Feb. 3, 1973	H	W	94-72

## FLORIDA GULF COAST (1-0, H: 1-0)

Dec. 21, 2002	H	W	68-63
---------------	---	---	-------

## FIU (12-13, H: 9-5, A: 3-8)

Nov. 28, 1981	A	W	70-62
Dec. 15, 1981	H	W	68-67
Dec. 4, 1982	H	W	84-60
Feb. 28, 1997	H	W	102-87
Jan. 23, 1988	H	W	93-82
Feb. 13, 1988	A	L	94-86
Feb. 7, 1989	H	L	105-103 (2ot)
Feb. 18, 1989	A	L	90-86
Jan. 20, 1990	H	L	77-64
Feb. 17, 1990	A	L	74-63
Jan. 29, 1991	H	W	86-80
Feb. 25, 1991	A	L	70-62
Dec. 16, 1991	H	W	102-85
Feb. 3, 1993	H	L	77-72
Feb. 27, 1993	A	W	74-60
Jan. 3, 1994	H	W	82-81
Feb. 21, 1994	A	W	79-75
Jan. 7, 1995	H	W	97-85
Feb. 9, 1995	A	L	84-61
Jan. 27, 1996	H	L	83-78
Feb. 22, 1996	A	L	93-86
Jan. 25, 1997	A	L	96-55
Feb. 20, 1997	H	L	91-75
Jan. 29, 1998	A	L	95-86
Feb. 7, 1998	H	W	86-83

## FLORIDA MEMORIAL (8-0, H: 8-0)

Dec. 22, 1975	H	W	97-60
Jan. 16, 1976	H	W	110-92
Jan. 31, 1977	H	W	135-88
Jan. 14, 1978	H	W	106-73
Dec. 9, 1978	H	W	112-84
Dec. 4, 1979	H	W	116-70
Dec. 6, 1980	H	W	92-66
Dec. 1, 1981	H	W	114-79

## FLORIDA SOUTHERN (11-14, H: 6-7, A: 5-7)

Dec. 3, 1974	A	L	90-80
Jan. 31, 1976	H	W	92-76
Feb. 21, 1976	A	W	72-68
Jan. 22, 1977	H	W	77-69
Feb. 12, 1977	H	W	104-83
Jan. 24, 1978	H	W	78-75
Feb. 11, 1978	A	W	97-90
Jan. 20, 1979	A	W	80-69
Feb. 15, 1979	H	L	102-90
Jan. 21, 1980	A	L	96-90
Feb. 9, 1980	H	L	101-92
Feb. 29, 1980	A	L	71-64
Jan. 21, 1981	H	L	56-50
Feb. 7, 1981	A	W	83-81
Feb. 28, 1981	A	L	86-77
March 7, 1981	H	L	73-71
Jan. 22, 1982	H	L	57-53
Feb. 15, 1982	A	L	112-95
Jan. 14, 1983	H	L	90-77
Feb. 7, 1983	H	W	66-57
Feb. 26, 1983	A	L	93-74
Jan. 10, 1984	A	W	69-58
Feb. 3, 1984	H	W	66-62
Nov. 30, 1984	H	L	53-50
Dec. 12, 1985	A	L	97-73

## FLORIDA STATE (2-11, H: 1-3, A: 1-8)

Nov. 28, 1980	A	L	57-41
Nov. 26, 1983	A	L	96-65
Jan. 1, 1986	A	L	76-58
Jan. 26, 1987	A	L	76-57
Dec. 29, 1987	H	L	101-67
Jan. 28, 1988	A	L	93-69
Nov. 25, 1988	A	L	133-79
Dec. 28, 1988	H	L	97-64
Nov. 14, 2011	A	L	73-50
Nov. 13, 2013	H	L	80-68
Dec. 6, 2014	A	L	96-73
Dec. 19, 2020	A	W	86-74
Nov. 11, 2022	H	W	68-54

## FLORIDA TECH (25-2, H: 17-1, A: 8-1)

Jan. 23, 1971	A	L	109-91
Feb. 13, 1971	A	W	101-75
Jan. 14, 1972	H	W	125-66
Jan. 28, 1972	A	W	68-60
Jan. 27, 1973	A	W	81-63
Feb. 10, 1973	H	W	81-78
1973-74	H	W	94-64
Feb. 9, 1974	H	W	101-69
Jan. 18, 1975	H	W	100-69
Feb. 14, 1975	H	W	103-76
Feb. 19, 1977	H	W	123-96
Jan. 17, 1979	H	W	113-108
Dec. 10, 1979	H	W	122-63
Jan. 23, 1980	A	W	130-83
Jan. 14, 1981	H	W	81-65
1981-82	A	W	87-71
Feb. 2, 1982	A	W	71-58
Feb. 22, 1982	H	W	81-69
Jan. 18, 1983	H	W	78-65
Feb. 11, 1983	A	W	85-70
Jan. 13, 1984	A	W	109-63
Feb. 7, 1984	H	W	66-46
Feb. 21, 1987	H	W	79-72
Feb. 27, 1988	H	L	98-83
Nov. 24, 2006	H	W	81-37
Dec. 12, 2008*	H	W	110-68
Dec. 1, 2012	H	W	90-62

## FORDHAM (2-0, H: 2-0)

Jan. 8, 1983	H	W	80-66
Dec. 29, 2004	H	W	65-61

## FORT LAUDERDALE (4-1, H: 3-0, A: 1-1)

Feb. 25, 1970	A	L	89-85
Nov. 20, 1970	A	W	78-77
Jan. 16, 1971	H	W	63-61
Jan. 17, 1973	H	W	64-63
1973-74	H	W	99-63

## FRANCIS MARION (1-0, A: 1-0)

Jan. 10, 1981	A	W	47-38
---------------	---	---	-------

## FURMAN (2-0, H: 1-0, A: 1-0)

Dec. 1, 1979	A	W	84-77
Dec. 29, 2010*	H	W	71-53

## GARDNER-WEBB (6-1, H: 3-1, A: 2-0, N: 1-0)

Feb. 8, 2003	H	W	82-59
Dec. 17, 2003	A	W	71-60
Feb. 26, 2004	H	W	87-79 (ot)
Dec. 2, 2004	H	L	67-55
Feb. 24, 2005	A	W	58-55
March 5, 2005	N	W	63-54
Nov. 15, 2017	H	W	68-65

## GEORGE MASON (0-2, H: 0-1, A: 0-1)

Nov. 23, 1985	H	L	74-58
Dec. 14, 1987	A	L	113-86

## GEORGETOWN (0-1, N: 0-1)

Nov. 24, 2000	N	L	77-65
---------------	---	---	-------

## GEORGE WASHINGTON (0-2, H: 0-1, A: 0-1)

Dec. 29, 2015	H	L	67-50
Dec. 15, 2016	A	L	74-59

## GEORGIA (0-4, H: 0-3, A: 0-1)

Dec. 6, 1986	A	L	91-68
Dec. 9, 1989	H	L	92-62
Dec. 8, 1994	H	L	83-52
Dec. 19, 1995	H	L	103-54

## GEORGIA COLLEGE (2-1, H: 2-0, A: 0-1)

Dec. 18, 1971	H	W	77-68
Jan. 22, 1972	A	L	73-69
Feb. 9, 1973	H	W	92-89

## GEORGIA SOUTHERN (4-1, H: 3-0, A: 1-1)

Dec. 14, 1982	A	L	44-41
Nov. 30, 1985	A	W	73-71
Feb. 14, 1987	H	W	61-59
Dec. 2, 2014	H	W	61-59
Dec. 11, 2018	H	W	95-88

## GEORGIA SOUTHWESTERN (1-1, H: 1-1)

Feb. 6, 1975	H	L	66-56
Feb. 26, 2013	H	W	65-50

## GEORGIA STATE (15-13, H: 9-4, A: 5-9, N: 1-0)

Feb. 29, 1974	A	L	66-63
Dec. 13, 1975	H	L	73-71
Dec. 16, 1976	H	W	91-76
Jan. 1, 1977	A	W	74-68
Dec. 21, 1991	H	W	95-94 (ot)
Jan. 2, 1992	A	L	80-71
Jan. 8, 1994	A	L	72-63
Feb. 3, 1994	H	W	74-72
Jan. 12, 1995	A	W	68-61
Jan. 26, 1995	H	W	93-77
Jan. 20, 1996	A	W	95-75
Jan. 18, 1997	H	W	85-68
Jan. 5, 1998	A	L	76-70
Jan. 4, 1999	H	W	86-70
Jan. 9, 1999	A	L	81-76
Feb. 26, 1999	N	W	67-60
Jan. 13, 2000	H	W	72-67
Feb. 26, 2000	A	L	78-73
Jan. 13, 2001	A	L	97-75
Feb. 22, 2001	H	L	90-85
Jan. 7, 2002	H	L	92-84 (ot)
Feb. 7, 2002	A	W	83-73
March 1, 2002	H	L	82-64
Jan. 25, 2003	A	W	81-74 (2ot)
Jan. 3, 2004	H	W	70-60
Feb. 21, 2004	A	L	63-61
Jan. 3, 2005	A	L	76-63
Feb. 19, 2005	H	W	70-65

## GRAMBLING (1-1, H: 1-1)

Dec. 21, 1992	H	L	85-81
Dec. 8, 2018	H	W	70-45

## GREEN BAY (1-0, H: 1-0)

Dec. 10, 2019	H	W	79-66
---------------	---	---	-------

## GREENSBORO (3-0, H: 2-0, A: 1-0)

Dec. 19, 1970	H	W	82-78
Dec. 17, 1971	H	W	95-86
Jan. 24, 1972	A	W	90-89

## HAMPTON (0-2, H: 0-1, A: 0-1)

Jan. 31, 2001	H	L	78-74 (ot)
Nov. 19, 2001	A	L	73-72

## HARTFORD (1-2, H: 1-1, A: 0-1)

Dec. 13, 1986	A	L	73-52
Dec. 28, 1994	H	L	69-62
Dec. 3, 2011	H	W	67-48





# All-Time Series History vs. Non-Big 12 Opponents

**HARVARD (0-1, N: 0-1)**

Nov. 26, 2011	N	L	59-49
---------------	---	---	-------

**HAWAII PACIFIC (1-0, A: 1-0)**

Nov. 26, 2000	A	W	80-67
---------------	---	---	-------

**HAWTHORNE (1-0, H: 1-0)**

Jan. 26, 1972	H	W	117-83
---------------	---	---	--------

**HOLY CROSS 0-0 (1-0, H: 1-0)**

Jan. 6, 2009*	H	W	70-57
---------------	---	---	-------

**HIGH POINT (1-0, H: 1-0)**

Nov. 18, 2011	H	W	84-72
---------------	---	---	-------

**HOMESTEAD AIR FORCE (1-1, H: 1-0, A: 0-1)**

Nov. 21, 1970	A	L	113-109
---------------	---	---	---------

Feb. 5, 1971	H	W	123-87
--------------	---	---	--------

**HOWARD (4-2, H: 4-0, A: 0-1, N: 0-1)**

Feb. 3, 1986	H	W	73-70
--------------	---	---	-------

March 2, 1987	A	L	86-67
---------------	---	---	-------

Dec. 16, 1989	N	L	81-65
---------------	---	---	-------

Nov. 17, 2009*	H	W	68-59
----------------	---	---	-------

Dec. 28, 2012	H	W	62-45
---------------	---	---	-------

Dec. 11, 2013	H	W	79-64
---------------	---	---	-------

**ILLINOIS (1-0, H: 1-0)**

Mar. 22, 2017	H	W	68-58
---------------	---	---	-------

**ILLINOIS-BENEDICTINE (1-0, H: 1-0)**

Jan. 4, 1972	H	W	73-60
--------------	---	---	-------

**ILLINOIS-CHICAGO (2-2, H: 2-0, A: 0-2)**

Dec. 11, 1976	H	W	93-57
---------------	---	---	-------

Dec. 15, 1989	A	L	86-66
---------------	---	---	-------

Dec. 11, 2014	A	L	71-60
---------------	---	---	-------

Dec. 5, 2015	H	W	88-58
--------------	---	---	-------

**ILLINOIS STATE (3-0, H: 1-0, A: 2-0)**

Mar. 20, 2017	A	W	63-62
---------------	---	---	-------

Dec. 21, 2018	H	W	77-56
---------------	---	---	-------

Nov. 17, 2019	A	W	67-65
---------------	---	---	-------

**INDIANA STATE (1-0, N: 1-0)**

Dec. 1, 2002	N	W	50-49
--------------	---	---	-------

**IOWA (0-1, A: 0-1)**

Dec. 14, 1988	A	L	102-68
---------------	---	---	--------

**JACKSON STATE (1-0, H: 1-0)**

Nov. 15, 2010*	H	W	80-39
----------------	---	---	-------

**JACKSONVILLE (13-12, H: 9-4, A: 3-8, N: 1-0)**

Dec. 5, 1972	A	L	70-50
--------------	---	---	-------

Jan. 14, 1985	A	L	64-49
---------------	---	---	-------

Dec. 14, 1985	A	L	67-47
---------------	---	---	-------

Jan. 18, 1988	A	L	92-76
---------------	---	---	-------

Jan. 11, 1992	H	L	78-74
---------------	---	---	-------

Feb. 8, 1992	A	L	78-73
--------------	---	---	-------

Jan. 14, 1999	H	W	74-58
---------------	---	---	-------

Feb. 18, 1999	A	W	65-60
---------------	---	---	-------

Jan. 19, 2000	A	W	79-70
---------------	---	---	-------

Jan. 29, 2000	H	W	65-57
---------------	---	---	-------

Jan. 20, 2001	H	L	58-54
---------------	---	---	-------

Jan. 29, 2001	A	L	74-65
---------------	---	---	-------

Nov. 29, 2001	H	W	73-72
---------------	---	---	-------

Feb. 23, 2002	H	L	82-80 (ot)
---------------	---	---	------------

Jan. 20, 2003	H	W	72-48
---------------	---	---	-------

Feb. 13, 2003	A	L	80-75
---------------	---	---	-------

Jan. 11, 2004	A	W	63-51
---------------	---	---	-------

Feb. 12, 2004	H	W	78-69
---------------	---	---	-------

March 4, 2004	N	W	71-63
---------------	---	---	-------

Jan. 9, 2005	H	W	75-57
--------------	---	---	-------

Feb. 12, 2005	A	L	83-82 (ot)
---------------	---	---	------------

Nov. 27, 2006	H	W	99-62
---------------	---	---	-------

Dec. 30, 2009	H	L	61-51
---------------	---	---	-------

Dec. 17, 2013	H	W	104-64
---------------	---	---	--------

Nov. 16, 2021	H	W	63-54
---------------	---	---	-------

**JACKSONVILLE STATE (10-4, H: 3-1, A: 4-3, N: 3-0)**

Jan. 4, 1996	A	W	93-73
--------------	---	---	-------

Jan. 2, 1997	H	L	74-74
--------------	---	---	-------

Jan. 17, 1998	A	W	89-80
---------------	---	---	-------

Jan. 30, 1999	A	W	82-64
---------------	---	---	-------

Jan. 10, 2000	A	L	90-83 (ot)
---------------	---	---	------------

Feb. 17, 2000	H	W	68-64
---------------	---	---	-------

March 3, 2000	N	W	74-55
---------------	---	---	-------

Jan. 6, 2001	H	W	72-58
--------------	---	---	-------

Feb. 17, 2001	A	L	69-60
---------------	---	---	-------

Feb. 28, 2001	N	W	100-57
---------------	---	---	--------

Dec. 17, 2001	A	L	72-69
---------------	---	---	-------

Feb. 16, 2002	H	W	68-50
---------------	---	---	-------

Jan. 23, 2003	A	W	68-66
---------------	---	---	-------

March 6, 2003	N	W	68-51
---------------	---	---	-------

**JONES (1-0, H: 1-0)**

Dec. 9, 1969	H	W	111-47
--------------	---	---	--------

**KENTUCKY (0-1, A: 0-1)**

Jan. 3, 2006	A	L	59-57
--------------	---	---	-------

**KNOXVILLE (1-0, N: 1-0)**

Dec. 19, 1977	N	W	95-85
---------------	---	---	-------

**LAKE FOREST (2-0, A: 2-0)**

Feb. 7, 1972	A	W	82-64
--------------	---	---	-------

Dec. 19, 1972	A	W	80-65
---------------	---	---	-------

**LAMAR (1-3, H: 1-0, A: 0-3)**

Dec. 12, 1977	A	L	65-62 (ot)
---------------	---	---	------------

Jan. 10, 1991	A	L	100-66
---------------	---	---	--------

Feb. 9, 1991	H	W	89-72
--------------	---	---	-------

Dec. 18, 1991	A	L	95-89
---------------	---	---	-------

**LASALLE (0-1, N: 0-1)**

Nov. 29, 1986	N	L	68-43
---------------	---	---	-------

**LAWRENCE (2-0, H: 1-0, A: 1-0)**

Dec. 20, 1976	A	W	102-80
---------------	---	---	--------

Dec. 17, 1977	H	W	100-77
---------------	---	---	--------

**LIBERTY (2-1, H: 2-1)**

Jan. 5, 1989	H	L	83-76
--------------	---	---	-------

March 2, 1990	H	W	86-79
---------------	---	---	-------

Dec. 29, 2009*	H	W	82-58
----------------	---	---	-------

**LIPSCOMB (3-1, H: 2-0, A: 1-1)**

Jan. 17, 2004	H	W	68-58
---------------	---	---	-------

Feb. 7, 2004	A	W	73-57
--------------	---	---	-------

Jan. 25, 2005	A	L	64-63
---------------	---	---	-------

Jan. 31, 2005	H	W	67-58
---------------	---	---	-------

**LONG ISLAND (4-0, H: 4-0)**

Feb. 3, 1988	H	W	90-80
--------------	---	---	-------

March 3, 1990	H	W	105-91
---------------	---	---	--------

Dec. 2, 1991	H	W	113-84
--------------	---	---	--------

Dec. 31, 2007	H	W	78-69
---------------	---	---	-------

**LOUISIANA-LAFAYETTE (2-9, H: 2-4, A: 0-5)**

Dec. 29, 1984	H	L	88-55
---------------	---	---	-------

Dec. 7, 1985	A	L	85-47
--------------	---	---	-------

Jan. 14, 1989	H	L	81-79
---------------	---	---	-------

Jan. 8, 1990	A	L	71-61
--------------	---	---	-------

Jan. 26, 1991	A	L	109-88
---------------	---	---	--------

Feb. 23, 1991	H	L	94-85
---------------	---	---	-------

Jan. 18, 1992	H	L	87-70
---------------	---	---	-------

Feb. 6, 1992	A	L	77-72
--------------	---	---	-------

Dec. 11, 2007	H	W	65-52
---------------	---	---	-------

Dec. 15, 2010*	H	W	79-58
----------------	---	---	-------

Dec. 21, 2011	A	L	61-60
---------------	---	---	-------

**LOUISIANA TECH (0-4, H: 0-1, A: 0-2, N: 0-1)**

Jan. 19, 1991	H	L	80-63
---------------	---	---	-------

Feb. 16, 1991	A	L	65-53
---------------	---	---	-------

March 1, 1991	N	L	89-57
---------------	---	---	-------

Jan. 25, 1992	A	L	78-61
---------------	---	---	-------

**LOUISVILLE (0-3, H: 0-1, A: 0-2)**

Dec. 15, 1999	A	L	78-58
---------------	---	---	-------

Dec. 31, 2013	H	L	90-65
---------------	---	---	-------

Feb. 1, 2014	A	L	87-70
--------------	---	---	-------

**MAINE (4-1, H: 3-0, A: 0-1, N: 1-0)**

Dec. 30, 1974	H	W	69-57
---------------	---	---	-------

Nov. 24, 1990	H	W	86-79
---------------	---	---	-------

Dec. 30, 1992	H	W	78-67
---------------	---	---	-------

Dec. 30, 1993	A	L	101-97
---------------	---	---	--------

Nov. 30, 2002	N	W	72-55
---------------	---	---	-------

**MAINE MACHIAS (1-0, H: 1-0)**

Jan. 6, 1982	H	W	119-65
--------------	---	---	--------

**MALONE (1-0, H: 1-0)**

Dec. 12, 1978	H	W	79-74
---------------	---	---	-------

**MARIETTA (1-0, H: 1-0)**

Jan. 6, 1981	H	W	88-55
--------------	---	---	-------

**MARIST (1-1, H: 1-0, A: 0-1)**

Dec. 28, 2000	H	W	78-67
---------------	---	---	-------

Dec. 22, 2001	A	L	78-63
---------------	---	---	-------

**MARITIME COLLEGE (1-0, A: 1-0)**

Dec. 21, 1970	A	W	103-83
---------------	---	---	--------

**MARQUETTE (0-1, A: 0-1)**

# All-Time Series History vs. Non-Big 12 Opponents

## MEMPHIS (8-31, H: 6-8, A: 1-20, N: 1-3)

Jan. 10, 1973	A	L	124-75
Dec. 10, 1975	A	L	76-57
Nov. 27, 1976	A	L	84-53
Jan. 28, 2006	A	L	94-61
Jan. 31, 2007	H	L	87-65
Feb. 9, 2008	A	L	85-64
Jan. 10, 2009	H	L	73-66
Feb. 10, 2010	A	L	76-70
Jan. 26, 2011	A	L	77-61
Feb. 9, 2011	H	L	63-62
Jan. 18, 2012	H	W	68-67
Feb. 28, 2012	A	L	84-55
March 9, 2012	A	L	83-52
Feb. 13, 2013	A	L	93-71
March 2, 2013	H	L	76-67
Jan. 29, 2014	H	L	69-59
Feb. 12, 2014	A	L	76-70
Jan. 17, 2015	A	L	99-79
Feb. 22, 2015	H	L	75-65 (OT)
Jan. 26, 2016	H	L	97-86
Feb. 17, 2016	A	L	73-56
Jan. 22, 2017	A	L	70-65
Feb. 4, 2017	H	W	72-57
Mar. 10, 2017	N	W	84-54
Jan. 3, 2018	H	W	65-56
Feb. 11, 2018	A	W	68-64
Jan. 27, 2019	A	L	77-57
Feb. 16, 2019	H	W	79-72
Mar. 15, 2019	N	L	79-55
Jan. 29, 2020	H	L	59-57
Feb. 1, 2021	A	L	96-69
Feb. 3, 2021	A	L	75-61
Mar. 12, 2021	N	L	70-62
Jan. 12, 2022	H	W	74-64
Feb. 5, 2022	A	L	88-60
Mar. 11, 2022	N	L	85-69
Jan. 11, 2023	H	W	107-104 (2OT)
Feb. 16, 2023	A	L	64-63
Mar. 10, 2023	N	L	81-76

## MERCER (18-13, H: 8-7, A: 6-6, N: 4-0)

Dec. 2, 1985	H	L	81-67
Feb. 25, 1985	A	L	69-62
Dec. 6, 1990	H	W	111-74
Dec. 14, 1992	H	L	81-78
Feb. 15, 1993	A	L	93-84
Jan. 15, 1994	H	L	67-58
Feb. 10, 1994	A	W	85-79
March 3, 1994	H	W	90-68
Jan. 19, 1995	H	L	82-79 (ot)
Feb. 25, 1995	A	W	92-90
Jan. 18, 1996	H	L	67-65
March 2, 1996	N	W	86-77
Jan. 16, 1997	A	W	77-60
Jan. 3, 1997	A	W	82-72
Feb. 4, 1999	H	W	69-64
Jan. 5, 2000	H	W	93-77
Feb. 10, 2000	A	L	67-66
March 3, 2000	N	W	84-79
Dec. 2, 2000	A	L	69-68
Feb. 10, 2001	H	L	82-74
Jan. 12, 2002	A	W	81-71
Feb. 2, 2002	H	W	86-53
Jan. 13, 2003	A	L	85-63
Feb. 22, 2003	H	L	69-66
March 7, 2003	N	W	79-59
Jan. 4, 2004	H	W	60-56
Feb. 19, 2004	A	W	83-58
Jan. 5, 2005	A	L	80-71
Feb. 17, 2005	H	W	79-65
March 3, 2005	N	W	81-68
Nov. 10, 2017	H	W	88-79

## MERRIMACK (1-0, H: 1-0)

Jan. 4, 1984	H	W	67-56
--------------	---	---	-------

## MIAMI (FLA.) (3-9, H: 0-5, A: 2-4, N: 1-0)

Nov. 28, 1986	A	L	64-54
March 5, 1988	A	L	100-80
Dec. 11, 1998	A	L	66-56
Nov. 19, 1999	H	L	81-54
Dec. 9, 2000	A	L	83-72
Dec. 27, 2002	H	L	62-51
Dec. 18, 2010*	N	W	84-78
Dec. 18, 2012	H	L	72-50
Nov. 21, 2013	A	W	63-58
Nov. 12, 2019	H	L	79-70
Nov. 13, 2021	A	W	95-89
Nov. 27, 2022	H	L	66-64

## MIAMI (OHIO) (1-1, H: 1-0, A: 0-1)

Nov. 28, 2015	A	L	64-63
Dec. 18, 2016	H	W	80-73

## MICHIGAN (1-1, H: 1-0, A: 0-1)

Dec. 6, 2020	A	L	80-58
Dec. 30, 2021	H	W	85-71

## MICHIGAN STATE (0-1, A: 0-1)

Nov. 27, 1998	A	L	87-64
---------------	---	---	-------

## MIDDLE TENNESSEE (2-1, H: 1-1, A: 1-0)

Dec. 23, 1999	H	W	88-77
Dec. 12, 2000	A	W	68-64
Nov. 20, 2012	H	L	75-61

## MILTON (1-0, N: 1-0)

Dec. 19, 1976	N	W	79-61
---------------	---	---	-------

## MILWAUKEE ENGINEERING (1-0, H: 1-0)

Dec. 17, 1981	H	W	97-57
---------------	---	---	-------

## MINNESOTA (0-1, A: 0-1)

Dec. 12, 2006	A	L	74-63
---------------	---	---	-------

## MISSISSIPPI (1-3, H: 0-1, A: 1-2)

Dec. 8, 2007	H	L	76-67
Nov. 26, 2008	A	L	78-46
Jan. 5, 2010	A	L	84-56
Dec. 14, 2022	A	W	72-61

## MISSISSIPPI STATE (1-0, N: 1-0)

Nov. 17, 2016	N	W	86-61
---------------	---	---	-------

## MISSOURI (0-3, H: 0-1, A: 0-1, N: 0-1)

Nov. 30, 2017	H	L	62-59
Dec. 2, 2018	A	L	64-62 (OT)
Dec. 17, 2022	N	L	68-66

## MISSOURI BAPTIST (2-0, H: 2-0)

Jan. 5, 1977	H	W	95-70
Jan. 4, 1979	H	W	129-70

## MISSOURI-KANSAS CITY (2-0, H: 1-0, A: 1-0)

Dec. 4, 2004	H	W	62-56
Dec. 18, 2004	A	W	57-56

## MONMOUTH-ILL. (2-0, H: 2-0)

Dec. 9, 1980	H	W	89-74
Dec. 8, 1982	H	W	89-66

## MONMOUTH (1-0, H: 1-0)

Feb. 6, 1988	H	W	74-71
--------------	---	---	-------

## MOREHEAD STATE (0-1, N: 0-1)

Nov. 30, 2008	N	L	71-65
---------------	---	---	-------

## MOREHOUSE (1-0, H: 1-0)

March 6, 1981	H	W	94-77
---------------	---	---	-------

## MOUNT SAINT MARY'S (0-1, H: 0-1)

March 3, 1989	H	L	99-92
---------------	---	---	-------

## NAVY (1-1, H: 1-0, A: 0-1)

Dec. 22, 2002	A	L	68-56
Dec. 6, 2003	H	W	80-52

## NEBRASKA (1-0, N: 1-0)

Nov. 23, 2017	N	W	68-59
---------------	---	---	-------

## NEVADA (1-1, H: 1-0, A: 0-1)

Nov. 11, 2007	H	W	63-60
Dec. 16, 2007	A	L	86-74

## NEW COLLEGE (2-0, H: 2-0)

Feb. 21, 1970	H	W	117-64
Dec. 13, 1970	H	W	98-35

## NEW HAMPSHIRE (1-0, H: 1-0)

Jan. 24, 1973	H	W	97-87
---------------	---	---	-------

## NJIT (3-0, H: 3-0)

Dec. 29, 2006	H	W	75-63
Dec. 30, 2007	H	W	82-50
Dec. 7, 2019	H	W	78-65

## NEW MEXICO (1-1, A: 1-1)

Dec. 16, 1978	A	L	124-92
Nov. 22, 2008*	A	W	72-71

## NEW MEXICO STATE (1-0, N: 1-0)

Nov. 21, 2004	N	W	62-58
---------------	---	---	-------

## NEW ORLEANS (0-5, H: 0-2, A: 0-2, N: 0-1)

Jan. 23, 1991	A	L	72-64
Feb. 21, 1991	H	L	77-65
Jan. 8, 1992	A	L	76-60
Feb. 15, 1992	H	L	94-64
March 5, 1992	N	L	66-47

## NEW YORK TECH (1-0, H: 1-0)

Jan. 16, 1974	H	W	80-67
---------------	---	---	-------

## NEWBERRY (1-0, H: 1-0)

Dec. 1, 2009*	H	W	80-62
---------------	---	---	-------

## NIAGARA (2-1, H: 1-0, A: 1-0, N: 0-1)

Nov. 25, 2002	H	W	94-69
Dec. 22, 2003	A	W	69-67
Nov. 21, 2009	N	L	63-43

## NICHOLLS (3-1, H: 2-0, A: 1-1)

Jan. 26, 1985	H	W	71-70
March 2, 1985	A	L	64-59
Jan. 21, 1989	A	W	62-61
Nov. 14, 2016	H	W	80-56

## NORFOLK STATE (2-0, H: 2-0)

Dec. 16, 2005	H	W	63-47
Nov. 16, 2007	H	W	78-64

## NORTH ALABAMA (1-0, H: 1-0)

Dec. 22, 2021	H	W	75-64
---------------	---	---	-------

## NORTH CAROLINA (0-2, A: 0-2)

Dec. 2, 1989	A	L	92-42
Dec. 7, 1991	A	L	101-72

## NORTH CAROLINA A&T (1-0, H: 1-0)

Dec. 11, 2021	H	W	83-68
---------------	---	---	-------

## UNC-ASHEVILLE (3-1, H: 3-1)

1972-73	H	W	88-84
Jan. 7, 1978	H	W	88-70
Dec. 18, 1990	H	W	91-76
Nov. 7, 2022	H	L	98-95 (2OT)

## UNC-GREENSBORO (3-2, H: 3-0, A: 0-2)

Dec. 9, 1991	A	L	66-63
Jan. 4, 1992	H	W	71-57
Dec. 18, 1992	A	L	78-66
Jan. 4, 1993	H	W	72-66
Nov. 21, 2015	H	W	65-54

## UNC-WILMINGTON (1-2, H: 0-1, A: 0-1, N: 1-0)

Nov. 28, 1998	N	W	61-50
Dec. 21, 1999	H	L	74-60
Dec. 21, 2000	A	L	61-56

## NORTH CAROLINA A&T (2-0, H: 2-0)

Nov. 16, 2008	H	W	81-62
Dec. 13, 2011*	H	W	77-65

## NORTH CAROLINA COLLEGE (0-1, H: 0-1)

Nov. 27, 1970	H	L	93-87
---------------	---	---	-------

## NC STATE (0-2, H: 0-1, A: 0-1)

Jan. 15, 1996	H	L	81-74
Dec. 19, 1996	A	L	70-52

## NORTH FLORIDA (1-0, H: 1-0)

Dec. 29, 2005	H	W	69-57
---------------	---	---	-------

## NORTH GEORGIA (3-1, H: 2-0, A: 1-1)

Jan. 21, 1972	A	L	87-86
Jan. 19, 1973	H	W	95-80
Jan. 31, 1973	A	W	86-79
1973-74	H	W	84-65

## NORTH PARK (1-0, H: 1-0)

Dec. 16, 1982	H	W	67-54
---------------	---	---	-------

## NORTHEASTERN (0-1, H: 0-1)

Dec. 19, 1987	H	L	76-79 (ot)
---------------	---	---	------------

## NORTHERN ILLINOIS (1-1, H: 1-0, A: 0-1)

Feb. 16, 1988	A	L	94-86
Feb. 13, 1989	H	W	96-89

## NORTHERN IOWA (0-2, H: 0-1, A: 0-1)

Dec. 2, 1995	H	L	95-78
Dec. 21, 1995	A	L	76-71





# All-Time Series History vs. Non-Big 12 Opponents

**NORTHERN KENTUCKY (1-0, H: 1-0)**

Nov. 24, 2018 H W 66-53

**NORTHWOOD (1-0, H: 1-0)**

Jan. 4, 1977 H W 115-74

**NOTRE DAME (0-1, A: 0-1)**

Dec. 6, 2009 A L 90-72

**NOVA SOUTHEASTERN (3-0, H: 3-0)**

Dec. 3, 1996 H W 79-54

Dec. 13, 1997 H W 86-62

Nov. 22, 2005 H W 86-67

**OHIO (0-2, H: 0-1, A: 0-1)**

Dec. 28, 1998 H L 94-66

Dec. 13, 1999 A L 77-57

**OHIO STATE (0-1, A: 0-1)**

Dec. 19, 1984 A L 83-59

**OLD DOMINION (2-1, H: 1-0, A: 1-0, N: 0-1)**

Nov. 27, 1999 N L 61-57

Nov. 17, 2011 H W 61-53

Dec. 14, 2012 A W 75-71

**OREGON (0-1, A: 0-1)**

Mar. 19, 2023 A L 68-54

**ORLANDO GATORS (1-0, H: 1-0)**

Dec. 14, 1970 H W 94-79

**OTTERBEIN (0-1, A: 0-1)**

Dec. 6, 1983 A L 66-57

**PALM BEACH (1-0, H: 1-0)**

Nov. 22, 1969 H W 93-71

**PALM BEACH ATLANTIC (9-2, H: 5-2, A: 4-0)**

Dec. 3, 1969 A W 78-58

Jan. 31, 1970 H L 74-73

Nov. 28, 1970 H L 83-80

Dec. 12, 1970 A W 78-65

Feb. 20, 1971 H W 89-67

Dec. 4, 1971 H W 87-63

Jan. 8, 1972 A W 110-75

Dec. 2, 1972 A W 85-74

Jan. 13, 1973 H W 106-56

Nov. 27, 1995 H W 101-74

Jan. 30, 2012 H W 84-69

**PATRICK AIR FORCE BASE (4-1, H: 4-1)**

Dec. 12, 1969 H W 71-60

Jan. 17, 1970 H L 75-68

Jan. 4, 1970 H W 112-75

Jan. 15, 1971 H W 97-95

Dec. 11, 1971 H W 107-63

**PENNSYLVANIA (1-2, H: 1-1, N: 0-1)**

Dec. 29, 2008\* H W 81-64

Dec. 12, 2016 H L 58-49

Nov. 28, 2019 N L 68-67

**PENN STATE (1-0, N: 1-0)**

Nov. 25, 2007 N W 70-59

**PEPPERDINE (1-0, N: 1-0)**

Nov. 29, 2019 N W 78-65

**PIEDMONT (1-0, A: 1-0)**

Feb. 1, 1973 A W 108-57

**PITTSBURGH (0-1, N: 0-1)**

March 19, 2004 N L 55-44

**PRAIRIE VIEW A&M (1-0, H: 1-0)**

Nov. 9, 2019 H W 73-69

**PRESBYTERIAN (1-0, H: 1-0)**

Nov. 28, 2007 H W 80-53

**PRINCETON (1-0, H: 1-0)**

Dec. 30, 2010\* H W 68-62

**PUERTO RICO-MAYAGUEZ (3-0, H: 3-0)**

Nov. 16, 2001 H W 92-58

Nov. 23, 2003 H W 92-59

Nov. 24, 2004 H W 92-57

**PURDUE (0-1, N: 0-1)**

March 17, 1994 N L 98-67

**QUEENS - N.C. (0-1, H: 0-1)**

Nov. 26, 1989 H L 73-68

**RACINE (1-0, A: 1-0)**

Dec. 22, 1972 A W 58-51

**RADFORD (1-0, H: 1-0)**

Dec. 31, 1991 H W 81-76

**RENESELEAR TECH (0-1, H: 0-1)**

Jan. 6, 1973 H L 69-63 (3ot)

**RHODE ISLAND (2-0, H: 2-0)**

March 21, 2011\* H W 66-54

Dec. 30, 2011 H W 65-54

**RICE (9-5, H: 4-2, A: 5-2, N: 0-1)**

Dec. 13, 1977 A L 65-63

Feb. 25, 2006 A W 77-64

Jan. 20, 2007 H W 72-67

Feb. 17, 2007 A W 74-63

March 8, 2007 N L 53-51

Feb. 16, 2008 A W 60-53

March 1, 2008 H W 68-60

Jan. 17, 2009\* A W 77-52

Feb. 25, 2009 H L 69-66

Jan. 9, 2010\* H W 77-58

March 6, 2010\* A W 66-59

Jan. 22, 2011 H L 57-50

Feb. 22, 2012 A L 83-74

Jan. 23, 2013 H W 78-67

**RIDER (2-0, H: 2-0)**

Dec. 17, 1986 H W 73-66

Nov. 6, 2018 H W 84-70

**RIO GRANDE (2-0, H: 2-0)**

Dec. 16, 1975 H W 101-88

Dec. 21, 2013 H W 86-58

**ROBERT MORRIS (1-0, H: 1-0)**

Nov. 10, 2021 H W 69-59

**ROLLINS (26-15, H: 14-5, A: 10-6, N: 2-4)**

Dec. 6, 1971 A L 82-73

Feb. 5, 1973 H L 80-79 (ot)

Jan. 26, 1974 A L 71-69 (ot)

Feb. 1, 1975 H W 75-70

Feb. 22, 1975 A L 101-92

Feb. 7, 1976 A W 94-77

Feb. 24, 1976 H W 95-78 (ot)

March 12, 1976 N L 101-91

Jan. 15, 1977 H L 58-53

Feb. 26, 1977 A L 71-64

Jan. 21, 1978 A W 81-71

Feb. 8, 1978 H W 76-72

Feb. 22, 1978 N W 103-66

Feb. 3, 1979 H W 73-72

Feb. 12, 1979 H L 110-89

Feb. 25, 1979 N L 90-86

Feb. 2, 1980 A W 72-70

Feb. 20, 1980 H W 69-63

Feb. 24, 1980 N L 81-73

Jan. 31, 1981 H W 105-77

Feb. 18, 1981 A W 56-48

Jan. 19, 1982 A W 79-72

Feb. 12, 1982 H W 75-73

Feb. 26, 1982 N W 95-87

Jan. 11, 1983 A W 93-68

Feb. 5, 1983 A W 93-76

Jan. 31, 1984 H W 96-65

Feb. 20, 1984 A W 81-67

Feb. 19, 1985 H W 91-74

Jan. 25, 1986 A W 70-68

Jan. 21, 1987 H L 80-74

Feb. 20, 1988 A L 98-82

Feb. 4, 1989 N L 88-73

Jan. 31, 1990 H L 64-62

Jan. 5, 1991 A L 78-70

Feb. 4, 1991 H W 83-63

Nov. 30, 1993 H W 72-57

Nov. 29, 1994 A W 76-67

Nov. 13, 1998 H W 104-98

Nov. 18, 2005 H W 68-58

Nov. 15, 2006 H W 83-80 (ot)

**RUTGERS (1-1, H: 1-0, A: 0-1)**

Jan. 15, 2014 A L 85-75

Feb. 26, 2014 H W 67-65

**SACRED HEART (1-0, H: 1-0)**

Dec. 15, 2019 H W 76-65

**ST. BERNARD (1-0, H: 1-0)**

Dec. 4, 1975 H W 100-87

**ST. BONAVENTURE (1-0, H: 1-0)**

March 16, 2011\* H W 69-54

**ST. FRANCIS - N.Y. (1-0, H: 1-0)**

Jan. 16, 1988 H W 80-79

**ST. JOHN'S (0-1, N: 0-1)**

Nov. 26, 2017 N L 46-43

**SAINT JOSEPH'S (1-0, N: 1-0)**

Nov. 16, 2018 N W 77-57

**ST. LEO (22-4, H: 12-3, A: 9-1, N: 1-0)**

Dec. 12, 1972 A W 68-55

Feb. 13, 1973 H L 110-82

Dec. 5, 1973 H W 65-49

Feb. 12, 1974 A L 96-72

Jan. 25, 1975 H L 85-84

Feb. 11, 1975 H W 63-42

Jan. 27, 1976 H W 80-56

Feb. 26, 1976 A W 105-85

Jan. 29, 1977 A W 79-72

Feb. 23, 1977 H W 80-74 (3ot)

Jan. 31, 1978 H W 68-53

Feb. 18, 1978 A W 79-61

Feb. 21, 1978 N W 89-60

Jan. 30, 1979 A W 96-95 (ot)

Feb. 17, 1979 H W 89-85

Feb. 24, 1979 H W 85-70

Jan. 30, 1980 H W 83-51

Feb. 16, 1980 A W 72-62

Jan. 28, 1981 A W 96-60

Feb. 14, 1981 H W 111-73

Jan. 26, 1982 H W 95-58

Feb. 17, 1982 A W 74-54

Jan. 21, 1983 H W 70-61

Feb. 14, 1983 H W 71-58

Jan. 17, 1984 H L 62-60

Feb. 10, 1984 A W 75-53

**ST. MARY'S - MD. (1-0, H: 1-0)**

Jan. 14, 1982 H W 83-68

**ST. MICHAEL'S (1-0, H: 1-0)**

Jan. 10, 1980 H W 90-64

**SAINT PETER'S (1-0, H: 1-0)**

Dec. 4, 1987 H W 67-63

**ST. THOMAS (21-5, H: 11-1, A: 9-3, N: 1-1)**

Feb. 3, 1972 A W 73-60

Dec. 1, 1972 A L 99-75

Jan. 12, 1974 H W 85-73

Dec. 13, 1974 A L 98-87

Feb. 25, 1975 H W 47-45

Jan. 24, 1976 H W 79-70

Feb. 17, 1976 A W 82-67

Feb. 5, 1977 A W 80-71

Feb. 16, 1977 A W 61-52

Jan. 17, 1978 A W 64-46

Feb. 4, 1978 H W 76-68

Jan. 23, 1979 H W 95-83

Feb. 7, 1979 A W 103-92

Jan. 19, 1980 H W 101-66

Feb. 6, 1980 A W 89-75

Dec. 17, 1981 A W 74-73

Feb. 4, 1981 H W 95-83

Feb. 27, 1981 N W 72-68

Jan. 30, 1982 A L 81-79

Feb. 20, 1982 H W 70-63

Feb. 27, 1982 N L 68-66

Jan. 29, 1983 H W 75-64

Feb. 19, 1983 H L 62-61

Jan. 24, 1984 A W 48-44

Dec. 18, 1997 H W 94-60

Nov. 12, 2011 H W 74-61

**SAM HOUSTON (1-2, H: 1-0, A: 0-1, N: 0-1)**

Dec. 21, 2005 N L 68-63

Jan. 5, 2008 A L 60-58 (ot)

Jan. 3, 2009 H W 86-70

# All-Time Series History vs. Non-Big 12 Opponents

## SAMFORD (7-17, H: 6-5, A: 0-10, N: 1-2)

Dec. 8, 1981	A	L	73-71
Feb. 5, 1990	H	L	86-60
Dec. 20, 1990	A	L	70-61
Jan. 7, 1993	A	L	65-52
Jan. 20, 1993	H	L	69-63
Jan. 6, 1994	A	L	63-48
Feb. 5, 1994	H	W	80-70
Jan. 14, 1995	A	L	74-73
Jan. 6, 1996	A	L	92-78
Jan. 4, 1997	H	L	68-65
Jan. 15, 1998	H	L	78-66
Feb. 26, 1998	N	W	94-70
Jan. 28, 1999	A	L	70-58
Feb. 27, 1999	N	L	89-61
Jan. 8, 2000	A	L	75-67
Feb. 19, 2000	H	W	71-68 (OT)
March 4, 2000	N	L	78-69
Jan. 8, 2001	H	L	76-62
Feb. 15, 2001	A	L	72-71 (OT)
Dec. 19, 2001	A	L	59-58
Feb. 14, 2002	H	W	72-56
Feb. 28, 2002	H	W	84-74
Feb. 1, 2003	H	W	58-52
Dec. 4, 2022	H	W	80-77 (OT)

## SAN DIEGO (1-0, H: 1-0)

March 11, 1978	H	W	77-71
----------------	---	---	-------

## SANTA CLARA (1-0, N: 1-0)

Nov. 20, 2022	N	W	57-50
---------------	---	---	-------

## SAVANNAH STATE (1-2, H: 1-1, A: 0-1)

Nov. 30, 1981	H	W	81-67
Nov. 20, 1982	H	L	65-60
Dec. 12, 1983	A	L	57-53

## SEATTLE (1-0, H: 1-0)

Nov. 26, 2016	H	W	67-51
---------------	---	---	-------

## SHIPPENSBURG STATE (1-0, H: 1-0)

Jan. 6, 1979	H	W	97-67
--------------	---	---	-------

## SLIPPERY ROCK (0-1, N: 0-1)

Jan. 6, 1990	N	L	85-75
--------------	---	---	-------

## SMU (12-14, H: 8-4, A: 2-9, N: 2-1)

Feb. 18, 2006	A	L	77-55
Jan. 17, 2007	H	W	64-56
Jan. 26, 2008	A	L	69-67 (ot)
Jan. 28, 2009*	H	W	70-45
Jan. 27, 2010	A	L	65-43
March 10, 2010*	N	W	69-53
March 2, 2011*	H	W	51-48
Feb. 4, 2012	A	W	59-52
Jan. 26, 2013	H	W	74-65
Jan. 18, 2014	H	L	58-46
March 1, 2014	A	L	70-55
Jan. 11, 2015	H	L	70-61
Jan. 31, 2015	A	L	75-56
Jan. 10, 2016	A	L	88-73
Jan. 25, 2017	H	L	65-60
Mar. 11, 2017	N	L	70-59
Dec. 27, 2017	A	L	56-51
Feb. 17, 2018	H	W	52-37
Feb. 10, 2019	A	W	71-65
Feb. 24, 2019	H	W	95-48
Jan. 8, 2019	A	L	81-74
Mar. 4, 2020	H	W	61-58
Jan. 23, 2021	H	L	78-65
Jan. 2, 2022	A	L	72-60
Jan. 8, 2023	H	W	85-53
Mar. 9, 2023	N	W	76-70

## SOUTH ALABAMA (0-6, H: 0-3, A: 0-3)

Dec. 6, 1984	A	L	83-66
Dec. 19, 1985	H	L	64-46
Jan. 24, 1987	A	L	101-69
Jan. 11, 1988	H	L	99-72
Jan. 28, 1992	H	L	107-88
Feb. 24, 1992	A	L	93-78

## SOUTH CAROLINA (0-2, A: 0-2)

Dec. 15, 1984	A	L	89-46
Jan. 18, 1986	A	L	79-73

## SOUTH CAROLINA STATE (1-1, H: 1-0, N: 0-1)

Nov. 28, 1999	N	L	71-70
Dec. 21, 2017	H	W	89-64

## SOUTH DAKOTA STATE (3-1, H: 1-1, A: 1-0, N: 1-0)

Feb. 21, 2005	H	W	82-72
Jan. 18, 2006	H	L	69-64
Jan. 6, 2007	A	W	72-61
Nov. 29, 2008*	N	W	66-64

## SOUTH FLORIDA (21-27, H: 12-9, A: 8-16, N: 1-2)

Feb. 22, 1972	A	L	115-96
Dec. 11, 1972	H	L	100-88
Dec. 3, 1973	A	L	96-76
Nov. 30, 1974	H	W	75-74
Feb. 17, 1975	A	L	120-87
Nov. 29, 1975	H	L	94-76
Nov. 29, 1976	A	W	66-57
Jan. 26, 1978	A	W	79-57
Feb. 6, 1986	A	L	81-65
Feb. 17, 1987	A	L	86-71
Dec. 12, 1992	A	L	92-81
Jan. 26, 1993	H	L	77-72
Feb. 7, 1994	H	W	89-85 (ot)
Dec. 10, 1994	A	L	89-64
Dec. 11, 1995	H	L	92-82
Dec. 14, 1996	A	L	66-47
Dec. 30, 1997	N	L	73-72
Dec. 17, 1998	N	L	69-55
Dec. 3, 1999	H	L	79-55
Dec. 15, 2000	A	L	85-55
Jan. 29, 2002	H	L	84-79
Dec. 1, 2007	A	L	75-67
Dec. 6, 2008*	H	W	71-63
Dec. 16, 2009	A	L	66-59
Nov. 18, 2010*	H	W	65-59
Nov. 10, 2012	A	W	74-56
Jan. 2, 2013	H	L	65-56
Feb. 5, 2014	H	L	79-78 (ot)
Feb. 15, 2014	A	W	75-74
Feb. 11, 2015	H	W	73-62
Mar. 4, 2015	A	L	74-45
Jan. 6, 2016	H	W	75-64
Jan. 20, 2016	A	W	64-54
Jan. 17, 2017	H	W	86-64
Mar. 2, 2017	A	W	59-56
Jan. 20, 2018	A	W	71-69
Feb. 14, 2018	H	W	72-57
Feb. 13, 2019	H	W	78-65
Feb. 27, 2019	A	W	75-63
Jan. 18, 2020	H	W	55-54
Feb. 1, 2020	A	L	64-48
Jan. 2, 2021	A	L	68-61
Feb. 17, 2021	H	W	81-65
Jan. 15, 2022	A	L	75-51
Feb. 3, 2022	H	W	68-49
Mar. 10, 2022	N	W	60-58
Jan. 21, 2023	A	L	85-72
Feb. 22, 2023	H	L	82-75

## SOUTH JERSEY (1-0, A: 1-0)

Dec. 22, 1970	A	W	96-80
---------------	---	---	-------

## SOUTHEAST MISSOURI STATE (0-1, N: 0-1)

March 4, 1982	N	L	60-55
---------------	---	---	-------

## SOUTHEASTERN LOUISIANA (8-3, H: 5-3, A: 2-0, N: 1-0)

Jan. 14, 1989	H	L	81-79
Nov. 23, 1990	H	W	84-74
Jan. 29, 1994	A	W	92-80
Feb. 26, 1994	H	W	84-72
Feb. 4, 1995	H	L	91-90
Jan. 13, 1996	H	L	95-84
Feb. 29, 1996	N	W	83-80
Jan. 11, 1997	A	W	92-89 (ot)
Dec. 4, 2010*	H	W	74-49
Dec. 22, 2014	H	W	70-65
Dec. 12, 2017	H	W	61-53

## SOUTHERN (1-2, H: 1-1, A: 0-1)

Jan. 28, 1993	A	L	127-91
Feb. 24, 1993	H	L	127-100
Dec. 9, 2017	H	W	76-60

## SOUTHERN BENEDICTINE (1-0, H: 1-0)

Dec. 8, 1977	H	W	64-61
--------------	---	---	-------

## SOUTHERN ILLINOIS (0-1, H: 0-1)

Dec. 31, 1984	H	L	76-65
---------------	---	---	-------

## SOUTHERN MISS (5-8, H: 4-1, A: 1-5, N: 0-2)

Feb. 8, 2006	A	L	59-51
Feb. 21, 2007	H	W	59-56
Jan. 8, 2008	A	W	52-41
March 13, 2008	N	L	68-62
Jan. 21, 2009*	H	W	73-61
March 11, 2009	N	L	77-53
Feb. 20, 2010	A	L	68-58
Jan. 15, 2011	A	L	86-69
Feb. 26, 2011*	H	W	65-64
Jan. 28, 2012	H	L	78-65
Feb. 11, 2012	A	L	78-74
Feb. 6, 2013	H	W	60-58
March 9, 2013	A	L	70-62

## SOUTHWEST GEORGIA (0-2, H: 0-1, A: 0-1)

Dec. 5, 1970	H	L	85-76
Feb. 8, 1971	A	L	84-72

## SPRING HILL (0-1, A: 0-1)

Dec. 16, 1973	A	L	90-76
---------------	---	---	-------

## STANFORD (0-1, H: 0-1)

Dec. 29, 1990	H	L	89-80
---------------	---	---	-------

## STETSON (31-15, H: 18-8, A: 12-7, N: 1-0)

Jan. 3, 1974	A	L	86-68
Dec. 13, 1980	N	W	75-73 (2ot)
Dec. 29, 1983	H	L	74-58
Feb. 16, 1985	H	L	71-64
Feb. 23, 1985	A	W	66-60
Feb. 15, 1986	H	L	87-81
March 5, 1986	A	L	87-59
Jan. 18, 1993	A	L	98-91
March 2, 1993	H	L	95-82
Dec. 22, 1994	A	W	96-91 (ot)
Feb. 19, 1994	H	W	82-77
March 5, 1994	H	W	70-67
Jan. 5, 1995	A	L	83-80 (ot)
Jan. 21, 1995	H	L	78-65
Feb. 5, 1996	A	W	75-66
Feb. 17, 1996	H	W	73-62
Feb. 3, 1997	H	L	71-59
Feb. 15, 1997	A	L	85-70
Feb. 2, 1998	H	W	77-74
Feb. 14, 1998	A	W	88-84
Jan. 16, 1999	H	W	84-65
Feb. 9, 1999	A	W	80-68
Feb. 22, 2000	A	L	88-86
Jan. 31, 2000	H	L	75-61
Jan. 17, 2001	H	L	77-68
Jan. 27, 2001	A	L	83-65
Jan. 2, 2002	H	W	75-69
Feb. 21, 2002	A	W	78-65
Jan. 18, 2003	H	W	82-70
Feb. 15, 2003	A	W	90-82
Jan. 9, 2004	A	W	71-58
Feb. 14, 2004	H	W	74-54
Jan. 11, 2005	H	W	70-66
Feb. 10, 2005	A	W	71-62
Nov. 26, 2005	H	W	74-66
Nov. 18, 2006	H	W	73-60
Nov. 23, 2010*	A	W	85-58
Dec. 29, 2011	H	W	80-70
Dec. 20, 2012	H	W	83-66
Dec. 7, 2013	H	W	77-58
Nov. 16, 2014	H	W	64-55
Dec. 2, 2015	A	W	94-85
Nov. 30, 2016	H	W	81-45
Dec. 19, 2017	A	W	74-55
Dec. 16, 2018	H	W	90-65
Dec. 21, 2022	H	W	73-58

## SUNY-NEW PALTZ (1-0, H: 1-0)

Jan. 25, 1971	H	W	96-88
---------------	---	---	-------

## TAMPA (2-2, H: 2-0, A: 0-1, N: 0-1)

Jan. 20, 1984	A	L	64-59
Feb. 13, 1984	H	W	72-62
Feb. 25, 1984	N	L	53-52
Nov. 8, 2013	H	W	97-72

## TARLETON (1-0, H: 1-0)

Dec. 11, 2022	H	W	75-49
---------------	---	---	-------





# All-Time Series History vs. Non-Big 12 Opponents

**TEMPLE (7-12, H: 4-5, A: 2-7, N: 1-0)**

Jan. 4, 2014	H	W	78-76
March 4, 2014	A	L	86-78 (ot)
March 12, 2014	N	W	94-90 (2ot)
Jan. 4, 2015	A	L	84-78
Jan. 28, 2015	H	L	86-62
Feb. 6, 2016	H	L	62-60
Feb. 27, 2016	A	L	63-61
Dec. 31, 2016	H	W	77-53
Feb. 22, 2017	A	W	71-69
Jan. 7, 2018	H	W	60-39
Feb. 25, 2018	A	L	75-56
Jan. 2, 2019	H	W	78-73
Mar. 9, 2019	A	L	67-62
Dec. 31, 2019	H	L	62-58
Jan. 14, 2021	A	L	62-55
Dec. 15, 2021	A	W	65-48
Jan. 5, 2022	H	L	66-62
Jan. 28, 2023	H	L	77-70 (OT)
Mar. 2, 2023	A	L	57-55

**TENNESSEE (0-1, H: 0-1)**

Dec. 29, 1986	H	L	81-62
---------------	---	---	-------

**TENNESSEE-MARTIN (1-1, H: 1-0, A: 0-1)**

Dec. 15, 2002	A	L	63-58
Dec. 30, 2003	H	W	80-68

**TENNESSEE TECH (1-2, H: 0-1, A: 0-1, N: 1-0)**

Jan. 30, 1985	A	L	70-55
Dec. 10, 1985	H	L	77-62
Dec. 21, 2006	N	W	73-66

**TENNESSEE TEMPLE (1-0, H: 1-0)**

Nov. 30, 1996	H	W	89-85
---------------	---	---	-------

**TENNESSEE WESLEYAN (1-0, H: 1-0)**

Dec. 2, 1976	H	W	108-107 (ot)
--------------	---	---	--------------

**TEXAS PAN-AM (5-0, H: 3-0, A: 2-0)**

Jan. 12, 1991	A	W	81-80
Feb. 7, 1991	H	W	68-61
Jan. 16, 1992	A	W	59-51
Feb. 26, 1992	H	W	73-72
Dec. 30, 2006	H	W	88-62

**TEXAS WESLEYAN (2-0, H: 2-0)**

Jan. 9, 1989	H	W	82-77
Nov. 29, 1989	H	W	80-79

**TOLEDO (0-2, H: 0-1, A: 0-1)**

Dec. 2, 1988	A	L	92-51
Nov. 29, 1997	H	L	69-64

**TOWSON (0-1, H: 0-1)**

Jan. 3, 1983	H	L	80-57
--------------	---	---	-------

**TRANSYLVANIA (1-0, H: 1-0)**

Dec. 14, 1973	H	W	55-38
---------------	---	---	-------

**TROY (8-11, H: 3-6, A: 3-3, N: 2-2)**

Dec. 3, 1982	H	L	84-81
Jan. 10, 1998	H	W	82-65
Feb. 6, 1999	H	W	107-82
Feb. 25, 1999	N	W	66-55
Dec. 30, 1999	H	L	74-73
Feb. 12, 2000	A	L	85-73
Jan. 2, 2001	A	L	79-64
Feb. 8, 2001	H	L	74-69
March 1, 2001	N	L	89-68
Jan. 10, 2002	A	L	85-74
Feb. 4, 2002	H	L	64-58
Jan. 11, 2003	A	W	76-61
Feb. 20, 2003	H	L	77-72
March 8, 2003	N	L	80-69
Jan. 23, 2004	A	W	74-72
Jan. 31, 2004	H	L	76-64
March 6, 2004	N	W	60-55
Jan. 16, 2005	H	W	87-76
Feb. 4, 2005	A	W	77-73

**TULANE (19-6, H: 9-1, A: 10-4, N: 0-1)**

Dec. 8, 1983	A	L	82-54
Nov. 29, 2002	A	W	66-61
Feb. 11, 2006	H	W	72-51
Feb. 14, 2007	A	L	86-80
Feb. 27, 2008	H	W	80-63
Jan. 31, 2009*	A	W	79-74 (ot)
Feb. 13, 2010*	H	W	62-54
Feb. 16, 2011*	A	W	65-62
Jan. 4, 2012	H	W	60-53
Jan. 30, 2013	A	W	58-50
Jan. 14, 2015	H	W	103-100 (3ot)
Feb. 19, 2015	A	W	69-55
Feb. 4, 2016	A	W	70-62
Mar. 2, 2016	H	W	73-65
Mar. 10, 2016	N	L	65-63
Dec. 28, 2016	A	W	85-72
Mar. 4, 2018	H	W	60-51
Jan. 23, 2019	A	W	75-50
Jan. 14, 2020	A	W	74-55
Feb. 22, 2020	H	L	75-74
Feb. 12, 2021	H	W	53-49
Feb. 20, 2021	A	W	84-81
Jan. 22, 2022	H	W	68-66
Mar. 3, 2022	A	L	82-67
Jan. 14, 2023	A	L	77-69

**TULSA (14-15, H: 12-3, A: 2-12)**

Dec. 19, 1981	A	L	69-58
Dec. 4, 1989	A	L	78-48
Jan. 21, 2006	H	W	45-44
Feb. 3, 2007	H	W	63-53
Feb. 24, 2007	A	L	66-64
Jan. 12, 2008	H	W	97-91 (3ot)
March 8, 2008*	A	L	71-53
Feb. 14, 2009*	H	W	74-72
March 4, 2009	A	L	79-70
Jan. 16, 2010	A	L	90-70
Jan. 30, 2010	H	L	55-50
Feb. 12, 2011*	H	W	58-57
Jan. 25, 2012	A	L	66-61
Feb. 23, 2013	H	W	83-75
Dec. 31, 2014	H	L	56-54
Jan. 24, 2016	A	L	75-60
Feb. 21, 2016	H	L	75-67
Jan. 28, 2017	A	L	77-66
Feb. 14, 2017	H	W	71-53
Feb. 21, 2018	A	L	70-61
Jan. 19, 2019	H	W	64-62
Feb. 9, 2020	H	W	83-75
Feb. 29, 2020	A	L	65-54
Feb. 6, 2021	A	W	65-58
Mar. 2, 2021	H	W	73-69
Feb. 14, 2022	H	W	76-67
Mar. 6, 2022	A	L	73-72
Feb. 11, 2023	H	W	96-52
Feb. 26, 2023	A	W	68-49

**UAB (5-7, H: 2-4, A: 2-3, N: 1-0)**

Feb. 4, 2006	H	L	75-68
Jan. 10, 2007	A	L	74-64 (ot)
Jan. 30, 2008	H	L	88-81
Jan. 13, 2009	A	L	60-52
Feb. 24, 2010	H	L	53-49
Jan. 29, 2011	H	L	74-69
Feb. 19, 2011	A	L	63-58
Jan. 21, 2012	A	W	48-41
March 3, 2012	H	W	71-63
March 8, 2012	N	W	64-54
Jan. 9, 2013	H	W	64-48
March 6, 2013	A	W	74-70

**UMBC (1-1, H: 1-0, A: 0-1)**

Dec. 12, 1987	A	L	85-57
Jan. 14, 1988	H	W	98-69

**UNION (1-0, H: 1-0)**

Jan. 4, 1982	H	W	78-46
--------------	---	---	-------

**UNLV (0-2, H: 0-1, A: 0-1)**

Dec. 30, 1994	H	L	103-90 (ot)
Dec. 30, 1995	A	L	74-53

**UPSALA (1-0, H: 1-0)**

Nov. 19, 1977	H	W	102-77
---------------	---	---	--------

**URBANA (3-0, H: 3-0)**

Dec. 15, 1979	H	W	98-59
Dec. 12, 1981	H	W	83-73
Dec. 14, 1983	H	W	63-50

**USC UPSTATE (1-0, H: 1-0)**

Nov. 23, 2014	H	W	76-69
---------------	---	---	-------

**U.S. INTERNATIONAL (0-2, H: 0-1, A: 0-1)**

Dec. 2, 1987	H	L	78-75
Feb. 10, 1988	A	L	96-79

**UTAH (1-0, N: 1-0)**

Dec. 19, 2006	N	W	67-61
---------------	---	---	-------

**UTAH STATE (1-0, N: 1-0)**

Nov. 20, 2004	N	W	55-52
---------------	---	---	-------

**UTEP (5-5, H: 3-1, A: 2-3, N: 0-1)**

Dec. 15, 1978	A	L	92-64
March 4, 2006	H	W	66-55
Jan. 27, 2007	A	W	67-64
Jan. 23, 2008	H	W	109-80
Feb. 11, 2009	A	L	73-68
Jan. 23, 2010	H	L	96-59
March 11, 2010	N	L	76-54
Feb. 21, 2011*	A	W	74-68
Feb. 25, 2012	H	W	63-45
Feb. 16, 2013	A	L	73-58

**VALDOSTA STATE (3-4, H: 2-1, A: 0-2, N: 1-1)**

Jan. 14, 1975	N	W	69-59
March 11, 1976	N	L	95-82
Nov. 22, 1982	A	L	101-94
Dec. 18, 1982	H	W	78-67
March 21, 1983	A	L	87-73
Dec. 19, 1983	H	W	68-50
Dec. 12, 1985	H	L	55-46

**VALPARAISO (2-3, H: 2-0, A: 0-2, N: 0-1)**

Jan. 5, 1989	N	L	90-89
Nov. 18, 2008	A	L	69-52
Dec. 22, 2008*	H	W	85-60
Nov. 26, 2013	A	L	85-70
Dec. 22, 2013	H	W	90-62

**VCU (1-0, N: 1-0)**

March 22, 2019	N	W	73-58
----------------	---	---	-------

**VILLANOVA (0-2, N: 0-2)**

Nov. 22, 2007	N	L	76-68
Nov. 20, 2016	N	L	67-57

**VILLANOVA-MIAMI (2-0, H: 1-0, N: 1-0)**

Feb. 15, 1984	H	W	75-44
Feb. 24, 1984	N	W	33-23

**VMI (1-0, N: 1-0)**

Dec. 28, 1978	N	W	108-91
---------------	---	---	--------

**WARNER SOUTHERN (1-0, H: 1-0)**

March 2, 1989	H	W	78-52
---------------	---	---	-------

**WARTBURG (0-1, H: 0-1)**

Dec. 18, 2000	H	L	72-61
---------------	---	---	-------

**WEBBER (3-0, H: 2-0, A: 1-0)**

Jan. 15, 1980	H	W	92-48
Jan. 29, 1980	A	W	98-53
Nov. 20, 1981	H	W	84-48

**WEST FLORIDA (7-1, H: 5-0, A: 2-1)**

Feb. 15, 1973	H	W	56-54
1973-74	A	L	85-82
1973-74	H	W	88-74
Jan. 31, 1975	H	W	85-73
Feb. 20, 1975	A	W	98-87
Jan. 6, 1976	A	W	73-65
Dec. 17, 1993	H	W	102-61
Nov. 12, 2010*	H	W	115-61

**WEST GEORGIA (2-1, H: 1-0, A: 0-1, N: 1-0)**

Dec. 20, 1982	N	W	81-78
Dec. 20, 1982	H	W	90-80
Feb. 17, 1983	A	L	95-83

**WESTERN ILLINOIS (2-1, H: 2-1)**

Jan. 1, 1985	H	W	58-55
Jan. 5, 1987	H	L	79-77
Nov. 14, 2022	H	W	70-37

**WESTERN KENTUCKY (1-3, H: 0-1, A: 0-1, N: 1-1)**

Feb. 10, 1992	H	L	81-78 (ot)
Feb. 29, 1992	A	L	83-47
Dec. 19, 2005	N	L	73-68
Nov. 18, 2018	N	W	78-62

# All-Time Series History vs. Non-Big 12 Opponents

## WESTERN NEW ENGLAND (3-0, H: 3-0)

Jan. 14, 1976	H	W	109-74
Jan. 11, 1978	H	W	106-79
Jan. 13, 1980	H	W	114-87

## WICHITA STATE (3-8, H: 2-3, A: 1-5)

Jan. 25, 2018	A	L	81-62
Mar. 1, 2018	H	L	75-71 (ot)
Jan. 16, 2019	A	L	75-67
Jan. 25, 2020	A	L	87-79
Feb. 13, 2020	H	L	75-58
Jan. 30, 2021	A	L	93-88 (ot)
Feb. 10, 2021	H	L	61-60
Jan. 26, 2022	A	L	84-79
Feb. 8, 2022	H	W	71-66
Dec. 28, 2022	H	W	52-45
Feb. 8, 2023	A	W	72-67

## WILLIAM JEWELL (1-0, H: 1-0)

Jan. 2, 1981	H	W	106-78
--------------	---	---	--------

## WILLIAM & MARY (2-0, H: 2-0)

Jan. 2, 1989	H	W	69-65
Nov. 18, 2017	H	W	75-64

## WINTHROP (6-4, H: 3-2, A: 3-2)

Dec. 22, 1988	H	L	82-80 (ot)
Jan. 13, 1990	A	L	60-45
Dec. 5, 1992	H	W	99-91
Dec. 4, 1993	A	W	94-85
Dec. 15, 1994	H	W	86-80
Nov. 29, 1995	A	W	77-65
Nov. 27, 1996	H	L	83-78
Dec. 3, 1997	A	W	73-68
Dec. 2, 1998	H	W	79-57
Nov. 23, 1999	A	L	78-54

## WISCONSIN (0-1, A: 0-1)

Dec. 13, 1971	A	L	90-58
---------------	---	---	-------

## UW-MILWAUKEE (0-2, H: 0-1, A: 0-1)

Dec. 15, 1990	A	L	86-84
Jan. 31, 1991	H	L	88-87

## UW-OSHKOSH (0-1, A: 0-1)

Feb. 8, 1972	A	L	80-66
--------------	---	---	-------

## XAVIER - LA. (2-0, H: 1-0, A: 1-0)

Dec. 6, 1979	A	W	83-79
Jan. 2, 1980	H	W	109-79

## XAVIER (0-1, A: 0-1)

Feb. 28, 1985	A	L	78-51
---------------	---	---	-------

## YALE (0-1, H: 0-1)

Dec. 30, 1989	H	L	93-81 (ot)
---------------	---	---	------------

## YORK COLLEGE (1-0, H: 1-0)

Feb. 22, 1974	H	W	77-66
---------------	---	---	-------

## YOUNGSTOWN STATE (0-1, H: 0-1)

Dec. 23, 1996	H	L	83-74
---------------	---	---	-------





# In-Season Tournaments

**AMI CLASSIC**

at Miami, Fla.  
**1986-87 (4th)**  
 Nov. 28 Miami L, 64-54  
 Nov. 29 La Salle L, 68-43

**BAHA MAR HOOPS BAHAMAS CHAMPIONSHIP**

at Nassau, Bahamas  
**2022-23 (1st)**  
 Nov. 18 Oklahoma State W, 60-56 (OT)  
 Nov. 20 Santa Clara W, 57-50

**BATTLE 4 ATLANTIS**

at Paradise Island, Bahamas  
**2011-12 (2nd)**  
 Nov. 24 College of Charleston W, 74-63  
 Nov. 25 UConn W, 68-63  
 Nov. 26 Harvard L, 59-49

**BP TOP OF THE WORLD CLASSIC**

at Fairbanks, Alaska  
**2004-05 (1st)**  
 Nov. 18 Alaska-Fairbanks W, 74-63  
 Nov. 20 Utah State W, 55-52  
 Nov. 21 New Mexico State W, 62-58

**CANCUN CHALLENGE**

at Albuquerque, N.M./Cancun, Mexico  
**2008-09**  
 Nov. 22 at New Mexico W, 72-71  
 Nov. 29 South Dakota State W, 66-64  
 Nov. 30 Morehead State L, 71-65

**CITRUS INVITATIONAL**

at Lakeland, Fla.  
**1974-75 (2nd)**  
 Jan. 14 Valdosta State W, 69-59  
 Jan. 15 C.W. Post L, 78-73

**COLUMBUS CHRISTMAS TOURNAMENT**

at Columbus, Ga.  
**1977-78 (1st)**  
 Dec. 19 Knoxville W, 95-85  
 Dec. 20 Columbus W, 74-62

**DR. PEPPER CLASSIC**

at Chattanooga, Tenn.  
 1996-97 (4th)  
 Dec. 28 Youngstown State L, 80-55  
 Dec. 29 Coastal Carolina L, 77-71 (2OT)

**FIESTA BOWL CLASSIC**

at Tucson, Ariz.  
**2005-06 (4th)**  
 Dec. 19 Western Kentucky L, 73-68  
 Dec. 21 Sam Houston State L, 68-63

**GILDAN CHARLESTON CLASSIC**

at Charleston, S.C.  
**2016-17 (2nd)**  
 Nov. 17 Mississippi State W, 86-61  
 Nov. 18 at Charleston W, 60-40  
 Nov. 20 Villanova L, 67-57

**GLENN WILKES CLASSIC**

at Daytona Beach, Fla.  
**2009-10**  
 Nov. 17 Howard (Orlando, Fla.) W, 68-59  
 Nov. 20 Auburn W, 84-74  
 Nov. 21 Niagara L, 63-46  
 Nov. 22 Drake W, 59-50

**HAWAII PACIFIC THANKSGIVING TOURNEY**

at Kapolei, Hawaii  
**2000-01 (7th)**  
 Nov. 24 Georgetown L, 77-65  
 Nov. 25 Duquesne L, 90-79  
 Nov. 26 Hawaii Pacific W, 80-67

**LAWRENCE INVITATIONAL**

at Appleton, Wis.  
**1976-77 (1st)**  
 Dec. 19 Milton State W, 79-61  
 Dec. 20 Lawrence W, 102-80

**MCCLENDON CLASSIC**

at Chicago, Ill.  
**1989-90 (4th)**  
 Dec. 15 Illinois-Chicago L, 86-66  
 Dec. 16 Howard L, 81-65

**MERRILL LYNCH CLASSIC**

at Orlando, Fla.  
**1986-87 (2nd)**  
 Dec. 20 Campbell W, 88-82  
 Dec. 21 Coastal Carolina L, 72-68  
**1987-88 (2nd)**  
 Dec. 4 Saint Peter's W, 67-63  
 Dec. 5 Campbell L, 91-82  
**1988-89 (2nd)**  
 March 3 Warner Southern W, 78-53  
 March 4 Mt. St. Mary's L, 99-92

**MYRTLE BEACH INVITATIONAL**

at Conway, S.C.  
**2018-19 (1st)**  
 Nov. 15 Cal State Fullerton W, 68-52  
 Nov. 16 Saint Joseph's W, 77-57  
 Nov. 18 Western Kentucky W, 78-62

**OLD SPICE CLASSIC/ADVOCARE INVITATIONAL**

at Lake Buena Vista, Fla.  
**2007-08 (7th)**  
 Nov. 22 Villanova L, 76-68  
 Nov. 23 Kansas State L, 73-71 (OT)  
 Nov. 25 Penn State W, 70-59  
**2017-18 (4th)**  
 Nov. 23 Nebraska W, 68-59  
 Nov. 24 West Virginia L, 83-45  
 Nov. 26 St. John's L, 46-43

**RED LOBSTER CLASSIC**

at Orlando, Fla.  
**1983-84 (4th)**  
 Dec. 29 Stetson L, 74-58  
 Dec. 30 Cincinnati L, 62-48  
**1985-86 (4th)**  
 Dec. 22 Auburn L, 78-49  
 Dec. 23 Valdosta State L, 55-46  
**1986-87 (4th)**  
 Dec. 29 Tennessee L, 81-62  
 Dec. 30 Alcorn State L, 77-74  
**1987-88 (4th)**  
 Dec. 28 Alabama L, 65-54  
 Dec. 29 Florida State L, 101-67  
**1988-89 (4th)**  
 Dec. 28 Florida State L, 97-64  
 Dec. 29 Auburn L, 95-68  
**1989-90**  
 Dec. 9 Georgia L, 92-62  
**1990-91 (4th)**  
 Dec. 29 Stanford L, 89-80  
 Dec. 30 DePaul L, 81-78 (ot)

**SAN JUAN SHOOTOUT**

at Guaynabo, Puerto Rico  
**2006-07 (3rd)**  
 Dec. 19 Utah W, 67-61  
 Dec. 20 Appalachian State L, 75-64  
 Dec. 21 Tennessee Tech W, 75-63

**SOCON HOLIDAY HOOPS TOURNEY**

at Greenville, S.C.  
**1999-00 (8th)**  
 Nov. 26 Clemson L, 54-48  
 Nov. 27 Old Dominion L, 61-57  
 Nov. 28 South Carolina State L, 71-70

**SPARTAN COCA-COLA CLASSIC**

at East Lansing, Mich.  
**1998-99 (3rd)**  
 Nov. 27 Michigan State L, 87-64  
 Nov. 28 UNC-Wilmington W, 61-50

**SPARTAN COCA-COLA CLASSIC**

at East Lansing, Mich.  
**1998-99 (3rd)**  
 Nov. 27 Michigan State L, 87-64  
 Nov. 28 UNC-Wilmington W, 61-50

**STETSON INVITATIONAL**

at DeLand, Fla.  
**1973-74 (4th)**  
 Jan. 2 Charlotte L, 93-71  
 Jan. 3 Stetson L, 86-68

**SWAMP FOX INVITATIONAL**

at Florence, S.C.  
**1980-81 (1st)**  
 Jan. 9 California State (Pa.) W, 58-48  
 Jan. 10 Francis Marion W, 47-38

**TANGERINE BOWL**

at Winter Park, Fla.  
**1978-79 (2nd)**  
 Dec. 28 Virginia Military W, 108-91  
 Dec. 29 American L, 85-83 (OT)  
**1980-81 (1st)**  
 Dec. 12 Central Michigan W, 60-55  
 Dec. 13 Stetson W, 75-73 (2OT)  
**1989-90 (4th)**  
 Jan. 5 Valparaiso L, 90-89  
 Jan. 6 Slippery Rock L, 85-75  
**1990-91 (2nd)**  
 Jan. 4 Brandon W, 98-91  
 Jan. 5 Rollins L, 78-70

**UCF CLASSIC**

at Orlando, Fla.  
**1989-90 (1st)**  
 March 2 Liberty W, 86-79  
 March 3 Long Island W, 106-91  
**1990-91 (1st)**  
 Nov. 23 Southeastern Louisiana W, 84-74  
 Nov. 24 Maine W, 86-79  
**1991-92 (2nd)**  
 Nov. 30 Campbell W, 82-74  
 Dec. 1 Delaware L, 92-79  
**1992-93 (4th)**  
 Dec. 21 Grambling L, 85-81  
 Dec. 22 McNeese State L, 77-73

**UCF HOLIDAY CLASSIC/TOURNAMENT**

at Orlando, Fla.  
**2004-05 (3rd)**  
 Dec. 28 Brown L, 83-82 (OT)  
 Dec. 29 Fordham W, 65-61  
**2005-06 (2nd)**  
 Dec. 29 North Florida W, 69-57  
 Dec. 30 Birmingham-Southern L, 58-50  
**2006-07 (1st)**  
 Dec. 29 NJIT W, 75-63  
 Dec. 30 Texas-Pan Am W, 88-62  
**2007-08 (1st)**  
 Dec. 30 NJIT W, 82-50  
 Dec. 31 Long Island W, 78-69  
**2008-09 (1st)**  
 Dec. 29 Penn W, 81-64  
 Dec. 30 Chicago State W, 89-75  
**2009-10 (2nd)**  
 Dec. 29 Liberty W, 82-58  
 Dec. 30 Jacksonville L, 61-51  
**2010-11 (1st)**  
 Dec. 29 Furman W, 71-53  
 Dec. 30 Princeton W, 68-62  
**2011-12 (1st)**  
 Dec. 29 Stetson W, 80-70  
 Dec. 30 Rhode Island W, 65-54  
**2012-13 (1st)**  
 Dec. 28 Howard W, 62-45  
 Dec. 29 Belmont W, 66-63  
**2013-14 (1st)**  
 Dec. 21 Rio Grande W, 86-58  
 Dec. 22 Valparaiso W, 90-62

**UCF HOLIDAY WORLD TOURNAMENT**

at Orlando, Fla.  
**1982-83 (3rd)**  
 Dec. 3 Troy L, 84-81  
 Dec. 4 Florida International W, 84-60

**UNIVERSITY HOOPS CLASSIC**

at New Orleans, La.  
**2002-03 (1st)**  
 Nov. 29 Tulane W, 66-61  
 Nov. 30 Maine W, 72-55  
 Dec. 1 Indiana State W, 50-49

**UNLV HOLIDAY CLASSIC**

at Las Vegas, Nev.  
**1995-96 (4th)**  
 Dec. 28 Davidson L, 90-51  
 Dec. 30 UNLV L, 74-53

**WOODEN LEGACY**

at Anaheim, Calif.  
**2019-20 (5th)**  
 Nov. 28 Pennsylvania L, 68-67  
 Nov. 29 Pepperdine W, 78-65  
 Dec. 1 Charleston W, 77-56

# Conference Tournaments

## Sunshine State

<b>1978 - Lakeland, Fla. - No. 1 seed</b>		
Feb. 21	St. Leo - No. 5 seed	W, 89-60
Feb. 22	Rollins - No. 3 seed	W, 103-66
<b>1979 - Orlando, Fla. - No. 3 seed</b>		
Feb. 24	St. Leo - No. 6 seed	W, 85-70
Feb. 25	Rollins - No. 2 seed	L, 90-86
<b>1980 - Lakeland, Fla. - No. 2 seed</b>		
Feb. 24	Rollins - No. 3 seed	L, 81-73
<b>1981 - Lakeland, Fla. - No. 2 seed</b>		
Feb. 27	Biscayne - No. 3 seed	W, 72-68
Feb. 28	Florida Southern - No. 1 seed	L, 86-77
<b>1982 - Lakeland, Fla. - No. 2 seed</b>		
Feb. 26	Rollins - No. 3 seed	W, 95-87
Feb. 27	Biscayne - No. 4 seed	L, 68-66
<b>1983 - Lakeland, Fla. - No. 1 seed</b>		
Feb. 25	Eckerd - No. 4 seed	W, 66-57
Feb. 26	Florida Southern - No. 2 seed	L, 93-74
<b>1984 - Lakeland, Fla. - No. 1 seed</b>		
Feb. 24	Villanova-Miami - No. 4 seed	W, 33-23
Feb. 25	Tampa - No. 3 seed	L, 53-52

## American South

<b>1991 - New Orleans, La. - No. 6 seed</b>		
March 1	Louisiana Tech - No. 3 seed	L, 89-57

## Sun Belt

<b>1992 - Biloxi, Miss. - No. 10 seed</b>		
March 5	New Orleans - No. 7 seed	L, 66-47

## Atlantic Sun

<b>1994 - Orlando, Fla. - No. 1 seed</b>		
March 3	Mercer - No. 8 seed	W, 90-68
March 4	Centenary - No. 4 seed	W, 93-89
March 5	Stetson - No. 3 seed	W, 70-67
<b>1995 - Orlando, Fla. - No. 5 seed</b>		
March 2	Southeastern Louisiana - No. 4	L, 81-70
<b>1996 - DeLand, Fla. - No. 6 seed</b>		
Feb. 29	Southeastern Louisiana - No. 3	W, 83-80
March 1	Campbell - No. 3 seed	W, 80-71
March 2	Mercer - No. 5 seed	W, 86-77
<b>1998 - Charleston, S.C. - No. 5 seed</b>		
Feb. 26	Samford - No. 4 seed	W, 94-70
Feb. 27	College of Charleston - No. 1 s. l.	W, 81-66

<b>1999 - Jacksonville, Fla. - No. 2 seed</b>		
Feb. 25	Troy - No. 7 seed	W, 66-55
Feb. 26	Georgia State - No. 3 seed	W, 67-60
Feb. 27	Samford - No. 1 seed	L, 89-61
<b>2000 - Jacksonville, Fla. - No. 5 seed</b>		
March 2	Jacksonville State - No. 4 seed	W, 74-55
March 3	Mercer - No. 8 seed	W, 84-79
March 4	Samford - No. 3 seed	L, 78-69
<b>2001 - Atlanta, Ga. - No. 10 seed</b>		
Feb. 28	Jacksonville State - No. 7 seed	W, 100-57
March 1	Troy - No. 2 seed	L, 89-68
<b>2002 - Orlando, Fla. - No. 5 seed</b>		
Feb. 28	Samford - No. 4 seed	W, 84-74
March 1	Georgia State - No. 1 seed	L, 82-64
<b>2003 - Atlanta, Ga. - No. 5 seed</b>		
March 6	Jacksonville State - No. 4 seed	W, 68-51
March 7	Mercer - No. 1 seed	W, 79-59
March 8	Troy - No. 3 seed	L, 80-69
<b>2004 - Nashville, Tenn. - No. 2 seed</b>		
March 4	Jacksonville - No. 7 seed	W, 71-63
March 5	Belmont - No. 3 seed	W, 64-62
March 6	Troy - No. 1 seed	W, 60-55
<b>2005 - Nashville, Tenn. - No. 2 seed</b>		
March 3	Mercer - No. 7 seed	W, 81-68
March 4	Belmont - No. 3 seed	W, 66-61
March 5	Gardner-Webb - No. 1 seed	W, 63-54

## Conference USA

<b>2006 - Memphis, Tenn. - No. 5 seed</b>		
March 8	East Carolina - No. 12 seed	W, 65-52
March 9	Houston - No. 4 seed	L, 71-52
<b>2007 - Memphis, Tenn. - No. 2 seed</b>		
March 8	Rice - No. 7 seed	L, 53-51
<b>2008 - Memphis, Tenn. - No. 4 seed</b>		
March 13	Southern Miss - No. 5 seed	L, 68-62
<b>2009 - Memphis, Tenn. - No. 6 seed</b>		
March 11	Southern Miss - No. 11 seed	L, 77-53
<b>2010 - Tulsa, Okla. - No. 9 seed</b>		
March 10	SMU - No. 8 seed	W, 69-53
March 11	UTEP - No. 1 seed	L, 76-54
<b>2011 - El Paso, Texas - No. 9 seed</b>		
March 9	ECU - No. 8 seed	L, 75-60
<b>2012 - Memphis, Tenn. - No. 4 seed</b>		
March 8	UAB - No. 5 seed	W, 64-54
March 9	at Memphis - No. 1 seed	L, 83-52

## American Athletic Conference

<b>2014 - Memphis, Tenn. - No. 9 seed</b>		
March 12	Temple - No. 8 seed	W, 94-90 (2ot)
March 13	Cincinnati - No. 1 seed	L, 61-58
<b>2015 - Hartford, Conn. - No. 9 seed</b>		
March 12	ECU - No. 8 seed	L, 81-80 (ot)
<b>2016 - Orlando, Fla. - No. 7 seed</b>		
March 10	Tulane - No. 10 seed	L, 65-63
<b>2017 - Hartford, Conn. - No. 4 seed</b>		
March 10	Memphis - No. 5 seed	W, 84-54
March 11	SMU - No. 1 seed	L, 70-59
<b>2018 - Orlando, Fla. - No. 6 seed</b>		
March 8	ECU - No. 11 seed	W, 66-52
March 9	Houston - No. 3 seed	L, 84-56
<b>2019 - Memphis, Tenn. - No. 4 seed</b>		
March 15	Memphis - No. 5 seed	L, 79-55
<b>2020 - Fort Worth, Texas</b>		
Canceled		
<b>2021 - Fort Worth, Texas - No. 6 seed</b>		
March 11	ECU - No. 11 seed	W, 72-62
March 12	Memphis - No. 3 seed	L, 70-62
<b>2022 - Fort Worth, Texas - No. 6 seed</b>		
March 10	South Florida - No. 11 seed	W, 60-58
March 11	Memphis - No. 3 seed	L, 85-69
<b>2023 - Fort Worth, Texas - No. 7 seed</b>		
March 9	SMU - No. 10 seed	W, 76-70
March 10	Memphis - No. 2 seed	L, 81-76

## DI Conference Tournament Titles




C.J. Kelly (2022-23) and Ithiel Horton (2022-23) celebrate after sealing UCF's come-from-behind victory against SMU in the first round of the 2023 American Athletic Conference Championship. The two combined for 12 straight UCF points to put the Knights up 55-51 with 9:52 to go. The pair scored 29 of UCF's final 55 points, securing the 76-70 victory.






# Postseason History




**1994**

Atlantic Sun Champions, NCAA Tournament Berth




**1996**

Atlantic Sun Champions, NCAA Tournament Berth



**2004**

Atlantic Sun Champions, NCAA Tournament Berth



**2005**

Atlantic Sun Champions, NCAA Tournament Berth



**2019**

NCAA Tournament Second Round

## Division I NCAA Tournament

<b>1994 - No. 16 seed - Lexington, Ky.</b>		
March 17	Purdue - No. 1 seed	L, 98-67
<b>1996 - No. 16 seed - Providence, R.I.</b>		
March 14	UMass - No. 1 seed	L, 92-70
<b>2004 - No. 14 seed - Milwaukee, Wis.</b>		
March 19	Pittsburgh - No. 3 seed	L, 53-44
<b>2005 - No. 15 seed - Worcester, Mass.</b>		
March 18	UConn - No. 2 seed	L, 77-71
<b>2019 - No. 9 seed - Columbia, S.C.</b>		
March 22	VCU - No. 8 seed	W, 73-58
March 24	Duke - No. 1 seed	L, 77-76

## NIT

<b>2012</b>		
March 14	at Drexel (First Round)	L, 81-56
<b>2017</b>		
March 15	Colorado (First Round)	W, 79-74
March 20	at Illinois State (Second Round)	W, 63-62
March 22	Illinois (Quarterfinals)	W, 68-58
March 28	vs. TCU (Semifinals)	L, 68-53
<b>2023</b>		
March 15	at Florida (First Round)	W, 67-49
March 19	at Oregon (Second Round)	L, 68-54

## CBI

<b>2011</b>		
March 16	St. Bonaventure (1st Round)	W, 69-54
March 21	Rhode Island (2nd Round)	W, 66-54
March 23	at Creighton (Semifinals)	L, 82-64

## Division II NCAA Tournament

<b>1976 Southeast Regional - Chattanooga, Tenn.</b>		
March 11	Valdosta State	L, 95-82
March 12	Rollins	L, 101-91
<b>1977 Southeast Regional - Chattanooga, Tenn.</b>		
March 4	Armstrong State	W, 91-82
March 5	Chattanooga	L, 88-79
<b>1978 South Regional - Orlando, Fla.</b>		
March 3	Augusta	W, 86-66
March 4	Florida A&M	W, 85-78
<b>1978 Quarterfinals - Orlando, Fla.</b>		
March 11	San Diego	W, 77-71
<b>1978 National Championship - Springfield, Mo.</b>		
March 17	Cheyney State	L, 79-63
March 18	Eastern Illinois	L, 77-67
<b>1980 South Regional - Lakeland, Fla.</b>		
Feb. 28	West Georgia	W, 81-78
Feb. 29	Florida Southern	L, 71-64
<b>1981 South Regional - Orlando, Fla.</b>		
March 6	Morehouse	W, 94-77
March 7	Florida Southern	L, 73-71
<b>1982 South/Central Regional - Warrensburg, Mo.</b>		
March 4	Southeast Missouri State	L, 60-55
March 5	Central Missouri State	L, 70-62



# NCAA Tournament History



## DI NCAA Tournament History

**5** Appearances **1-5** All-Time Record

### Game-by-Game History

#### 2019 - No. 9 Seed

March 22	First Round	vs. #8 seed VCU	W, 73-58
March 24	Second Round	vs. #1 seed Duke	L, 77-76

#### 2005 - No. 15 Seed

March 18	First Round	vs. #2 seed UConn	L, 77-71
----------	-------------	-------------------	----------

#### 2004 - No. 14 Seed

March 19	First Round	vs. #3 seed Pittsburgh	L, 53-44
----------	-------------	------------------------	----------

#### 1996 - No. 16 Seed

March 14	First Round	vs. #1 seed UMass	L, 92-70
----------	-------------	-------------------	----------

#### 1994 - No. 16 Seed

March 17	First Round	vs. #1 seed Purdue	L, 98-67
----------	-------------	--------------------	----------

### UCF Team Highs

POINTS	vs.	Score
1. 76	vs. Duke	(3/24/19)
2. 73	vs. VCU	(3/22/19)
3. 71	vs. UConn	(3/18/05)
4. 70	vs. UMass	(3/14/96)
5. 67	vs. Purdue	(3/17/94)
6. 44	vs. Pittsburgh	(3/19/04)

### FIELD GOAL PERCENTAGE

1. 49.1% (28-57)	vs. VCU	(3/22/19)
2. 48.1% (26-54)	vs. Duke	(3/24/19)
3. 38.5% (20-52)	vs. UMass	(3/14/96)
4. 35.6% (26-73)	vs. Purdue	(3/17/94)
5. 34.4% (21-61)	vs. UConn	(3/18/05)
6. 30.8% (16-52)	vs. Pittsburgh	(3/19/04)

### THREE POINT PERCENTAGE

1. 64.3% (9-14)	vs. VCU	(3/22/19)
2. 50% (9-18)	vs. Duke	(3/24/19)
3. 39.3% (11-28)	vs. UConn	(3/18/05)
4. 37.9% (11-29)	vs. UMass	(3/14/96)
5. 30.4% (7-23)	vs. Purdue	(3/17/94)
6. 25.0% (5-20)	vs. Pittsburgh	(3/19/04)

### FREE THROW PERCENTAGE

1. 85.7% (18-21)	vs. UConn	(3/18/05)
2. 75.0% (15-20)	vs. Duke	(3/24/19)
3. 72.7% (8-11)	vs. VCU	(3/22/19)
3. 72.7% (8-11)	vs. Purdue	(3/17/94)
5. 70.0% (7-10)	vs. Pittsburgh	(3/19/04)
6. 67.9% (19-28)	vs. UMass	(3/14/96)

### REBOUNDS

1. 42 (10 Off., 32 Def.)	vs. VCU	(3/22/19)
2. 34 (7 Off., 27 Def.)	vs. Duke	(3/24/19)
3. 32 (12 Off., 20 Def.)	vs. Purdue	(3/17/94)
4. 31 (8 Off., 23 Def.)	vs. Pittsburgh	(3/19/04)
5. 29 (12 Off., 17 Def.)	vs. UConn	(3/18/05)
6. 28 (6 Off., 22 Def.)	vs. UMass	(3/14/96)

### ASSISTS

1. 16	vs. Duke	(3/24/19)
1. 16	vs. UConn	(3/18/05)
3. 13	vs. Purdue	(3/17/94)
4. 12	vs. VCU	(3/22/19)
5. 11	vs. UMass	(3/14/96)
6. 10	vs. Pittsburgh	(3/19/04)

### STEALS

1. 10	vs. UConn	(3/18/05)
2. 7	vs. Purdue	(3/17/94)
3. 6	vs. VCU	(3/22/19)
3. 6	vs. Pittsburgh	(3/19/04)
5. 5	vs. Duke	(3/24/19)
6. 3	vs. UMass	(3/14/96)

### BLOCKED SHOTS

1. 6	vs. VCU	(3/22/19)
1. 6	vs. UConn	(3/18/05)
3. 5	vs. Duke	(3/24/19)
4. 2	vs. Purdue	(3/17/94)
5. 0	vs. Pittsburgh	(3/19/04)
5. 0	vs. UMass	(3/14/96)

### TURNOVERS

1. 10	vs. UConn	(3/18/05)
2. 11	vs. Duke	(3/24/19)
3. 13	vs. Purdue	(3/17/94)
4. 14	vs. Pittsburgh	(3/19/04)
5. 15	vs. VCU	(3/22/19)
6. 18	vs. UMass	(3/14/96)

### Opponent Team Highs

POINTS	vs.	Score
1. 98	vs. Purdue	(3/17/94)
2. 92	vs. UMass	(3/14/96)
3. 77	vs. Duke	(3/24/19)
3. 77	vs. UConn	(3/18/05)
4. 58	vs. VCU	(3/22/19)
5. 53	vs. Pittsburgh	(3/19/04)

### FIELD GOAL PERCENTAGE

1. 50.0% (29-58)	UConn	(3/18/05)
2. 47.4% (36-76)	Purdue	(3/17/94)
3. 44.8% (30-67)	Duke	(3/24/19)
4. 43.6% (34-78)	UMass	(3/14/96)
5. 31.1% (19-61)	VCU	(3/22/19)
6. 29.5% (13-44)	Pittsburgh	(3/19/04)

### THREE POINT PERCENTAGE

1. 53.8% (14-26)	Purdue	(3/17/94)
2. 50.0% (3-6)	UConn	(3/18/05)
3. 41.2% (7-17)	UMass	(3/14/96)
4. 40.0% (10-25)	Duke	(3/24/19)
5. 31.3% (5-16)	Pittsburgh	(3/19/04)
6. 23.1% (6-26)	VCU	(3/22/19)

### FREE THROW PERCENTAGE

1. 82.4% (14-17)	VCU	(3/22/19)
2. 77.3% (17-22)	UMass	(3/14/96)
3. 75.0% (12-16)	Purdue	(3/17/94)
4. 71.0% (22-31)	Pittsburgh	(3/19/04)
5. 64.0% (16-25)	UConn	(3/18/05)
6. 58.3% (7-12)	Duke	(3/24/19)

### REBOUNDS

1. 51 (22 Off., 29 Def.)	UMass	(3/14/96)
1. 51 (21 Off., 30 Def.)	Purdue	(3/17/94)
3. 43 (14 Off., 29 Def.)	UConn	(3/18/05)
4. 36 (13 Off., 23 Def.)	Duke	(3/24/19)
5. 35 (10 Off., 25 Def.)	Pittsburgh	(3/19/04)
6. 34 (13 Off., 21 Def.)	VCU	(3/22/19)

### ASSISTS

1. 25	Purdue	(3/17/94)
2. 17	UConn	(3/18/05)
3. 16	UMass	(3/14/96)
4. 15	Duke	(3/24/19)
5. 7	Pittsburgh	(3/19/04)
6. 6	VCU	(3/22/19)

### STEALS

1. 16	UMass	(3/14/96)
2. 8	Duke	(3/24/19)
2. 8	VCU	(3/22/19)
2. 8	Pittsburgh	(3/19/04)
2. 8	Purdue	(3/17/94)
6. 7	UConn	(3/18/05)

### BLOCKED SHOTS

1. 6	UConn	(3/18/05)
2. 5	UMass	(3/14/96)
3. 3	Duke	(3/24/19)
3. 3	VCU	(3/22/19)
3. 3	Purdue	(3/17/94)
6. 1	Pittsburgh	(3/19/04)

### TURNOVERS

1. 8	Duke	(3/24/19)
1. 8	UMass	(3/14/96)
3. 10	Purdue	(3/17/94)
4. 12	VCU	(3/22/19)
5. 13	UConn	(3/18/05)
5. 13	Pittsburgh	(3/19/04)

### UCF Individual Highs

POINTS	Score
1. 98	(3/24/19)
2. 29	(3/18/05)
3. 21	(3/14/96)
4. 20	(3/14/96)
5. 16	(3/19/04)
5. 16	(3/17/94)
7. 15	(3/24/19)
7. 15	(3/22/19)
7. 15	(3/18/05)
11. 14	(3/22/19)
12. 13	(3/22/19)
13. 12	(3/19/04)
13. 12	(3/17/94)
15. 11	(3/14/96)
16. 10	(3/18/05)
16. 10	(3/17/94)

### REBOUNDS

1. 18	(3/22/19)
2. 9	(3/19/04)
3. 8	(3/24/19)
3. 8	(3/17/94)
5. 7	(3/22/19)
5. 7	(3/18/05)
5. 7	(3/14/96)

### BLOCKS

1. 5	(3/22/19)
2. 3	(3/24/19)
3. 2	(3/18/05)
3. 2	(3/18/05)

### ASSISTS

1. 8	(3/14/96)
2. 7	(3/24/19)
3. 5	(3/18/05)
3. 5	(3/18/05)
3. 5	(3/19/04)
3. 5	(3/17/94)

### STEALS

1. 3	(3/24/19)
1. 3	(3/22/19)
1. 3	(3/18/05)
1. 3	(3/18/05)
1. 3	(3/19/04)
1. 3	(3/19/04)

### FIELD GOALS

1. 12	(3/24/19)
2. 9	(3/18/05)
3. 7	(3/24/19)
3. 7	(3/17/94)
5. 6	(3/22/19)
5. 6	(3/19/04)
5. 6	(3/14/96)
5. 6	(3/14/96)

### THREE-POINTERS

1. 7	(3/18/05)
2. 6	(3/14/96)
3. 5	(3/24/19)

### FREE THROWS MADE

1. 9	(3/24/19)
2. 6	(3/14/96)
3. 4	(3/18/05)
3. 4	(3/18/05)
3. 4	(3/18/05)
3. 4	(3/19/04)

### UCF Team Highs in a Half

POINTS	Score
1. 42	2nd, vs. Purdue (3/17/94)
2. 40	2nd vs. Duke (3/24/19)
2. 40	2nd vs. UConn (3/18/05)
4. 39	2nd vs. VCU (3/22/19)
4. 39	1st vs. UMass (3/14/96)

### FIELD GOAL PERCENTAGE

1. 51.9% (14-27)	2nd, vs. Duke (3/24/19)
1. 51.9% (14-27)	2nd, vs. VCU (3/22/19)
3. 37.5% (12-32)	2nd, vs. UConn (3/18/05)

### THREE POINT PERCENTAGE

1. 75% (6-8)	2nd, vs. VCU (3/22/19)
2. 62.5% (5-8)	2nd vs. Duke (3/24/19)
3. 54.5% (6-11)	1st vs. UConn (3/18/05)

### FREE THROW PERCENTAGE

1. 100% (8-8)	1st, vs. Duke (3/24/19)
2. 91.7% (11-12)	2nd, vs. UConn (3/18/05)
3. 75% (3-4)	1st, vs. VCU (3/22/19)

### Opponent Team Highs - Half

POINTS	Score
1. 60	2nd, Purdue (3/17/94)
2. 49	2nd, UMass (3/14/96)
3. 47	1st, UConn (3/18/05)
4. 44	1st, Duke (3/24/19)
5. 34	2nd, VCU (3/22/19)

### FIELD GOAL PERCENTAGE

1. 62.5% (20-32)	1st, UConn (3/18/05)
2. 54.5% (18-33)	1st, Duke (3/24/19)
3. 33.3% (11-33)	2nd, VCU (3/22/19)

### THREE POINT PERCENTAGE

1. 66.7% (2-3)	1st, UConn (3/18/05)
2. 45.5% (5-11)	1st, Duke (3/24/19)
3. 35.3% (6-17)	2nd, VCU (3/22/19)

### FREE THROW PERCENTAGE

1. 100% (3-3)	1st, Duke (3/24/19)
2. 88.9% (8-9)	1st, VCU (3/22/19)
3. 71.4% (5-7)	1st, UConn (3/18/05)



Tacko Fall (2015-19) flushes a dunk in UCF's 73-58 victory in the first round of the 2019 NCAA Tournament, scoring 13 points and pulling in 18 rebounds to help the Knights secure their first NCAA Tournament win in program history. His performance stands as the only Knight to score a double-double in the NCAA Tournament.





# NIT and CBI History



## National Invitation Tournament History

**3** Appearances **4-3** All-Time Record

### Game-by-Game History 2023

March 15	First Round	at #4 seed Florida	W, 67-49
March 19	Second Round	at #1 seed Oregon	L, 68-54

### 2017 - No. 4 Seed

March 15	First Round	#5 seed Colorado	W, 79-74
March 20	Second Round	at #1 seed Illinois State	W, 63-62
March 22	Quarterfinals	#2 seed Illinois	W, 68-58
March 28	Semifinals	vs. #4 seed TCU	L, 68-53

### 2012 - No. 6 Seed

March 14	First Round	at #3 seed Drexel	L, 81-56
----------	-------------	-------------------	----------



Taylor Hendricks (2022-23) scored 17 points and collected eight rebounds in UCF's first win over the Gators in Gainesville, helping UCF to win its 2023 NIT contest against Florida 67-49.

### UCF Tean Highs

POINTS	1. 79 vs. Colorado (3/15/17)
2. 68 vs. Illinois (3/22/17)	
3. 67 at Florida (3/15/23)	
4. 63 at Illinois State (3/20/17)	
5. 56 at Drexel (3/14/12)	
6. 54 at Oregon (3/19/23)	
7. 53 vs. TCU (3/28/17)	

### POINTS ALLOWED

1. 49 at Florida (3/15/23)
2. 58 vs. Illinois (3/22/17)
3. 62 at Illinois State (3/20/17)
4. 68 at Oregon (3/19/23)
4. 68 vs. TCU (3/28/17)
6. 74 vs. Colorado (3/15/17)
7. 81 at Drexel (3/14/12)

### FIELD GOAL PERCENTAGE

1. 54.3% (25-46) vs. Colorado (3/15/17)
2. 52.7% (29-55) at Florida (3/15/23)
2. 44.9% (22-49) vs. Illinois (3/22/17)
4. 39.6% (21-53) at Illinois State (3/20/17)
5. 38.2% (21-55) at Drexel (3/14/12)
6. 33.3% (19-57) vs. TCU (3/28/17)
7. 30.6% (19-62) at Oregon (3/19/23)

### THREE POINT PERCENTAGE

1. 54.5% (9-33) vs. Colorado (3/15/17)
2. 46.7% (7-15) at Illinois State (3/20/17)
3. 40.0% (6-15) at Florida (3/15/23)
3. 35.0% (7-20) vs. Illinois (3/22/17)
5. 26.7% (4-15) at Drexel (3/14/12)
6. 24.0% (6-25) vs. TCU (3/28/17)
7. 16.7% (5-30) at Oregon (3/19/23)

### FREE THROW PERCENTAGE

1. 81.0% (17-21) vs. Illinois (3/22/17)
2. 78.6% (11-14) at Oregon (3/19/23)
3. 77.8% (14-18) at Illinois State (3/20/17)
4. 75% (3-4) at Florida (3/15/23)
5. 64.3% (9-14) vs. TCU (3/28/17)
6. 53.1% (17-32) vs. Colorado (3/15/17)
7. 50.0% (10-20) at Drexel (3/14/12)

### REBOUNDS

1. 43 (7 Off., 36 Def.) vs. Illinois (3/22/17)
2. 39 (10 Off., 29 Def.) at Florida (3/15/23)
3. 38 (11 Off., 27 Def.) at Illinois State (3/20/17)
4. 35 (11 Off., 24 Def.) vs. TCU (3/28/17)
5. 34 (7 Off., 27 Def.) vs. Colorado (3/15/17)
6. 31 (10 Off., 21 Def.) at Oregon (3/19/23)
7. 30 (13 Off., 17 Def.) at Drexel (3/14/12)

### ASSISTS

1. 12 vs. Colorado (3/15/17)
2. 11 vs. Illinois (3/22/17)
3. 10 at Illinois State (3/20/17)
4. 9 at Florida (3/15/23)
4. 7 at Drexel (3/14/12)
6. 6 at Oregon (3/19/23)
7. 5 vs. TCU (3/28/17)

### STEALS

1. 13 at Florida (3/15/23)
2. 11 at Oregon (3/19/23)
3. 8 vs. TCU (3/28/17)
4. 5 vs. Illinois (3/22/17)
5. 4 at Illinois State (3/20/17)
6. 3 vs. Colorado (3/15/17)
7. 1 at Drexel (3/14/12)

### BLOCKED SHOTS

1. 7 vs. TCU (3/28/17)
2. 4 vs. Illinois (3/22/17)
3. 3 at Florida (3/15/23)
3. 3 at Illinois State (3/20/17)
3. 3 vs. Colorado (3/15/17)
6. 2 at Oregon (3/19/23)
7. 1 at Drexel (3/14/12)

### TURNOVERS

1. 10 vs. TCU (3/28/17)
1. 10 vs. Colorado (3/15/17)
1. 10 at Drexel (3/14/12)
4. 13 at Oregon (3/19/23)
5. 15 at Illinois State (3/20/17)
6. 18 at Florida (3/15/23)
7. 21 vs. Illinois (3/22/17)

### TURNOVERS FORCED

1. 18 at Oregon (3/19/23)
1. 18 at Florida (3/15/23)
3. 11 vs. Illinois (3/22/17)
4. 10 vs. TCU (3/28/17)
5. 8 at Drexel (3/14/12)
6. 7 at Illinois State (3/20/17)
7. 7 vs. Colorado (3/15/17)



Tacko Fall (2015-19) poses with a digit board of himself on UCF's tour of New York City prior to the NIT Semifinals in 2017. Fall is the only Knight to record a double-double in NIT play, doing so against Illinois.

### UCF Individual Highs

POINTS	1. B.J. Taylor 26 (3/15/17)
2. B.J. Taylor 22 (3/20/17)	
3. C.J. Kelly 21 (3/15/23)	
4. Taylor Hendricks 17 (3/15/23)	
4. B.J. Taylor 17 (3/22/17)	
4. Matt Williams 17 (3/15/17)	
4. A.J. Davis 17 (3/15/17)	
8. Matt Williams 16 (3/22/17)	
8. A.J. Davis 16 (3/22/17)	
10. Matt Williams 15 (3/28/17)	
10. Matt Williams 15 (3/20/17)	
12. C.J. Kelly 13 (3/19/23)	
13. Ithiel Horton 12 (3/15/23)	
13. Keith Clanton 12 (3/14/12)	
15. A.J. Davis 11 (3/20/17)	
16. B.J. Taylor 10 (3/28/17)	
16. Tacko Fall 10 (3/22/17)	
16. Tacko Fall 10 (3/15/17)	

### REBOUNDS

1. Tacko Fall 14 (3/20/17)
2. Lahat Thioune 10 (3/15/23)
2. Tacko Fall 10 (3/22/17)
2. Nick Banyard 10 (3/22/17)
5. Taylor Hendricks 9 (3/19/23)
6. Taylor Hendricks 8 (3/15/23)
7. Tacko Fall 8 (3/15/17)
7. A.J. Davis 8 (3/15/17)
7. Kasey Wilson 8 (3/14/12)

### BLOCKS

1. Tacko Fall 6 (3/28/17)
2. Tacko Fall 3 (3/22/17)
2. Tacko Fall 3 (3/15/17)

### ASSISTS

1. B.J. Taylor 5 (3/20/17)
2. B.J. Taylor 4 (3/15/17)
2. A.J. Rompza 4 (3/14/12)
4. Darius Johnson 3 (3/15/23)
4. A.J. Davis 3 (3/22/17)
4. Nick Banyard 3 (3/22/17)
4. A.J. Davis 3 (3/20/17)
4. Matt Williams 3 (3/15/17)
4. A.J. Davis 3 (3/15/17)



B.J. Taylor (2014-19) netted 26 points against Colorado, the program's highest NIT single-game total in UCF's first NIT victory. He also owns the second-highest single game total, scoring 22 points at Illinois State.

### STEALS

1. C.J. Kelly 6 (3/19/23)
2. Darius Johnson 5 (3/15/23)
3. Ithiel Horton 3 (3/15/23)
4. Matt Williams 2 (3/28/17)
4. A.J. Davis 2 (3/28/17)
4. A.J. Davis 2 (3/22/17)
4. B.J. Taylor 2 (3/20/17)
4. Matt Williams 2 (3/20/17)

### FIELD GOALS

1. C.J. Kelly 9 (3/15/23)
2. Taylor Hendricks 8 (3/15/23)
3. B.J. Taylor 7 (3/15/17)
4. Matt Williams 6 (3/15/17)
5. C.J. Kelly 5 (3/19/23)
5. Matt Williams 5 (3/28/17)
5. B.J. Taylor 5 (3/22/17)
5. Matt Williams 5 (3/22/17)
5. B.J. Taylor 5 (3/20/17)
5. Matt Williams 5 (3/20/17)
5. A.J. Davis 5 (3/15/17)
5. Tacko Fall 5 (3/15/17)

### THREE-POINTERS

1. Matt Williams 5 (3/20/17)
1. B.J. Taylor 5 (3/15/17)
2. Matt Williams 4 (3/22/17)
2. Matt Williams 4 (3/15/17)

### FREE THROWS MADE

1. B.J. Taylor 11 (3/20/17)
2. A.J. Davis 8 (3/22/17)
3. B.J. Taylor 7 (3/15/17)
4. B.J. Taylor 6 (3/22/17)
5. Matt Williams 5 (3/15/17)
5. Marcus Jordan 5 (3/14/12)



## College Basketball Invitational Tournament History

**1** Appearance **2-1** All-Time Record

### Game-by-Game History 2011

March 16	First Round	St. Bonaventure	W, 69-54
March 21	Second Round	Rhode Island	W, 66-54
March 23	Semifinals	at Creighton	L, 82-64

### UCF Tean Highs

POINTS	1. 69 vs. St. Bonaventure (3/16/11)
2. 66 vs. Rhode Island (3/21/11)	
3. 64 at Creighton (3/23/11)	

### POINTS ALLOWED

1. 54 vs. Rhode Island (3/21/11)
1. 54 vs. St. Bonaventure (3/16/11)
3. 82 at Creighton (3/23/11)

### FIELD GOAL PERCENTAGE

1. 52.1% (25-48) vs. St. Bonaventure (3/16/11)
2. 48.9% (22-45) at Creighton (3/23/11)
3. 45.3% (29-64) vs. Rhode Island (3/21/11)

### THREE POINT PERCENTAGE

1. 25.0% (3-12) vs. St. Bonaventure (3/16/11)
2. 23.8% (5-21) vs. Rhode Island (3/21/11)
3. 12.5% (2-16) at Creighton (3/23/11)

### FREE THROW PERCENTAGE

1. 76.2% (16-21) vs. St. Bonaventure (3/16/11)
2. 72.0% (18-25) at Creighton (3/23/11)
3. 25.0% (5-21) vs. Rhode Island (3/21/11)

### REBOUNDS

1. 44 (19 Off., 25 Def.) vs. Rhode Island (3/21/11)
2. 27 (7 Off., 20 Def.) vs. St. Bonaventure (3/16/11)
3. 23 (7 Off., 16 Def.) at Creighton (3/23/11)

### ASSISTS

1. 15 vs. Rhode Island (3/21/11)
2. 14 vs. St. Bonaventure (3/16/11)
3. 7 at Creighton (3/23/11)

### STEALS

1. 9 at Creighton (3/23/11)
2. 5 vs. Rhode Island (3/21/11)
2. 5 vs. St. Bonaventure (3/16/11)

### BLOCKED SHOTS

1. 5 vs. St. Bonaventure (3/16/11)
2. 4 at Creighton (3/23/11)
2. 4 vs. Rhode Island (3/21/11)

### TURNOVERS

1. 10 vs. Rhode Island (3/21/11)
2. 11 vs. St. Bonaventure (3/16/11)
3. 19 at Creighton (3/23/11)

### TURNOVERS FORCED

1. 16 vs. St. Bonaventure (3/16/11)
2. 13 at Creighton (3/23/11)
3. 11 vs. Rhode Island (3/21/11)

### UCF Individual Highs

POINTS	1. Keith Clanton 26 (3/23/11)
2. Marcus Jordan 18 (3/16/11)	
3. Keith Clanton 16 (3/21/11)	
4. A.J. Rompza 13 (3/16/11)	
5. A.J. Rompza 12 (3/23/11)	
5. Isaiah Sykes 12 (3/23/11)	
7. A.J. Tyler 11 (3/21/11)	
8. Tom Herzog 10 (3/21/11)	
8. Tom Herzog 10 (3/16/11)	

### REBOUNDS

1. Keith Clanton 9 (3/21/11)
2. Isaiah Sykes 6 (3/23/11)
2. Dwight McCombs 6 (3/21/11)
2. Isaiah Sykes 6 (3/16/11)

### BLOCKS

1. Tom Herzog 2 (3/23/11)
2. IJ Tied 1, (last instance 3/23/11)

### ASSISTS

1. A.J. Rompza 7 (3/16/11)
2. A.J. Rompza 5 (3/23/11)
3. Marcus Jordan 4 (3/21/11)
3. P.J. Gaynor 4 (3/21/11)

### STEALS

1. Isaiah Sykes 4 (3/21/11)
2. A.J. Rompza 3 (3/23/11)
3. Isaiah Sykes 2 (3/16/11)
3. Marcus Jordan 2 (3/16/11)

### FIELD GOALS

1. Keith Clanton 9 (3/23/11)
1. Keith Clanton 7 (3/21/11)
2. Marcus Jordan 6 (3/16/11)
3. Isaiah Sykes 5 (3/23/11)
3. Tom Herzog 5 (3/21/11)
3. Tom Herzog 5 (3/16/11)

### THREE-POINTERS

1. A.J. Tyler 2 (3/21/11)
1. Marcus Jordan 2 (3/16/11)

### FREE THROWS MADE

1. A.J. Rompza 8 (3/23/11)
2. Keith Clanton 7 (3/23/11)
2. A.J. Rompza 7 (3/16/11)
4. Marcus Jordan 4 (3/16/11)
4. Keith Clanton 4 (3/16/11)

# Individual Single-Game Records

## Single-Game Points

1. Bo Clark vs. Fla. Memorial (1/31/77)	70
2. Bo Clark vs. Florida Tech (1/17/79)	51
3. Bo Clark vs. Florida Tech (1/23/80)	49
4. Jermaine Taylor vs. Rice (2/25/09)	45
5. Bo Clark vs. Blackburn (12/29/79)	44
Bo Clark vs. Flagler (11/28/78)	44
7. Mike Clark vs. Atlanta Baptist (2/19/72)	43
8. Mark Jones vs. St. Thomas (12/18/97)	42
Bennie Shaw vs. Florida A&M (2/5/75)	42
10. Mike Clark at Maritime (12/21/70)	41

## Single-Game Points (Div. I only)

1. Jermaine Taylor vs. Rice (2/25/09)	45
2. Mark Jones vs. St. Thomas (12/18/97)	42
3. Matt Williams vs. USF (1/17/17)	38
Jermaine Taylor at UTEP (2/11/09)	38
Jermaine Taylor vs. Chicago St. (12/30/08)	38
6. Brad Traina at Stetson (2/14/98)	37

## Single-Game Field Goals

1. Bo Clark vs. Florida Memorial (1/31/77)	33
2. Bo Clark vs. Florida Tech (1/17/79)	23
3. Bo Clark vs. Florida Tech (1/23/80)	19
Bo Clark vs. Flagler (11/28/78)	19
5. Mike Clark at Maritime (12/21/70)	18
6. Bo Clark vs. Blackburn (1/8/79)	17
Bo Clark vs. Valdosta State (3/11/76)	17
Bennie Shaw vs. Eckerd (2/11/76)	17
Bo Clark vs. West. New England (1/14/76)	17
Bennie Shaw vs. St. Bernard's (2/4/75)	17

## Single-Game Field Goal Attempts

1. Bo Clark vs. Florida Memorial (1/31/77)	47
2. Bo Clark vs. Flagler (11/28/78)	38
3. Bo Clark vs. St. Leo (1/30/79)	36
Bo Clark vs. Blackburn (1/8/79)	36
5. Bo Clark vs. New Mexico (12/16/78)	35
6. Bo Clark vs. Rollins (2/3/79)	34
7. Bo Clark vs. UTEP (12/15/78)	32
8. Willie Edison vs. Rollins (2/12/82)	31
Jermaine Taylor vs. East Carolina (3/7/09)	31
Bo Clark vs. Rollins (3/12/76)	31
Bo Clark vs. Valdosta State (3/11/76)	31

## Single-Game Field Goal Percentage

(min. 10 attempts)

1. Tacko Fall	1.000 (10-10)
	vs. Villanova (11/20/16)
Eddie Rhodes	1.000 (10-10)
	vs. Florida International (12/4/80)
Jerry Prather	1.000 (10-10)
	vs. Dickinson (1/10/76)
4. Keith Clanton	.933 (14-15)
	vs. Bethune-Cookman (12/12/12)
5. Tacko Fall	.917 (11-12)
	vs. Miami-Ohio (12/18/16)
6. Tacko Fall	.917 (11-12)
	at Stetson (12/2/15)
7. Isaiah Adams	.909 (10-11)
	vs. Tulane (02/20/21)
Tacko Fall	.909 (10-11)
	vs. Bethune-Cookman (12/21/16)
Pat Crocklin	.909 (10-11)
	vs. Mercer (2/22/86)
9. A.J. Davis	.900 (9-10)
	at Memphis (2/11/18)
Keith Clanton	.900 (9-10)
	vs. Alabama State (11/13/12)
Josh Peppers	.900 (9-10)
	at East Carolina (2/7/07)
Anthony Williams	.900 (9-10)
	vs. Campbell (12/16/04)
Ken Leeks	.900 (9-10)
	vs. UW-Milwaukee (12/15/90)

## Single-Game 3-Point Field Goals

1. Matt Williams vs. USF (1/17/17)	11
2. Jason Thornton vs. J'ville State (1/10/00)	8
Brad Traina vs. Georgia State (1/4/99)	8
Harry Kennedy vs. J'ville State (1/6/96)	8
5. Ithiel Horton vs. South Florida (2/22/23)	7
Darin Green, Jr. vs. Michigan (12/30/21)	7
Matt Williams vs. Florida Tech (12/1/12)	7
Mike O'Donnell vs. Rollins (11/15/06)	7
Gary Johnson vs. Connecticut (3/18/05)	7
Harry Kennedy vs. SE Louisiana (1/11/97)	7

## Single-Game 3-Point Field Goal Attempts

1. Matt Williams vs. USF (1/17/17)	21
2. Mike O'Donnell at Marshall (2/23/08)	16
3. Jermaine Taylor vs. S. Miss (3/13/08)	15
Harry Kennedy vs. Campbell (2/8/97)	15
Harry Kennedy vs. UNLV (12/30/95)	15
6. Ithiel Horton vs. South Florida (2/22/23)	14
Matt Williams vs. Maryland-ES (12/10/16)	14
Matt Williams at Tulane (12/28/16)	14
Jermaine Taylor vs. East Carolina (3/7/09)	14
Gary Johnson vs. Connecticut (3/18/05)	14
Eric Riggs vs. Massachusetts (3/14/96)	14
Harry Kennedy vs. NC State (1/5/96)	14

## Single-Game 3-Point Field Goal Percentage

(min. 5 attempts)

1. Mike O'Donnell	1.000 (6-6)
	vs. UTEP (1/23/08)
Mike O'Donnell	1.000 (6-6)
	vs. UTEP (3/4/06)
Jason Thornton	1.000 (6-6)
	vs. S.C. State (11/28/99)
4. Darin Green Jr.	.857 (6-7)
	vs. Tulsa (2/9/20)
5. Brandon Mahan	.833 (5-6)
	vs. Tulsa (2/14/22)
Dexter Lyons	.833 (5-6)
	vs. Florida Atlantic (1/14/04)
Mark Jones	.833 (5-6)
	vs. St. Thomas (12/18/97)
Mark Jones	.833 (5-6)
	vs. Nova Southeastern (12/13/97)
Patrick Butts	.833 (5-6)
	vs. Campbell (2/16/95)
Patrick Butts	.833 (5-6)
	vs. Centenary (2/6/95)
Patrick Butts	.833 (5-6)
	vs. FIU (1/7/95)
Tommy Tormohlen	.833 (5-6)
	vs. Maine (11/24/90)

## Single-Game Free Throws

1. Bennie Shaw vs. Medger Evers (12/18/75)	15
2. Jermaine Taylor vs. Sam Houston St. (1/3/09)	14
Stacey Castle vs. Georgia State (1/20/96)	14
Victor Saxton vs. Mercer (2/15/93)	14
Mike Clark vs. Greensboro (12/19/70)	14
6. B.J. Taylor at Memphis (1/17/15)	13
Lavell Payne at Houston (1/24/07)	13
Brad Traina vs. Stetson (2/14/98)	13
Fred Crawford vs. FIU (2/12/88)	13
10. C.J. Kelly vs. Memphis (1/11/23)	12
B.J. Taylor vs. Memphis (2/16/19)	12
A.J. Davis at USF (1/20/16)	12
Isaiah Sykes at Rutgers (1/15/14)	12
Jermaine Taylor vs. Rice (2/25/09)	12
Ray Abellard vs. Chicago State (12/18/02)	12
Ochiel Swaby vs. Samford (2/5/94)	12
Ken Leeks vs. Florida A&M (1/11/90)	12
Bennie Shaw vs. Rio Grande (12/16/75)	12

## Single-Game Free Throw Attempts

1. Tacko Fall vs. South Florida (2/13/19)	21
2. Don Mathis vs. McCoy AFB (1/29/71)	19
3. Isaiah Sykes at Rutgers (1/15/14)	17
Isaiah Sykes vs. Belmont (12/29/12)	17
Ken Leeks vs. Mt. St. Mary's (3/4/89)	17
6. A.J. Davis vs. Memphis (1/3/18)	16
Jermaine Taylor vs. Sam Houston St. (1/3/09)	16
Lavell Payne at Houston (1/24/07)	16
Brad Traina vs. Stetson (2/14/98)	16
Stacey Castle vs. Georgia State (1/20/96)	16
Ken Leeks vs. Florida A&M (1/11/90)	16
Fred Crawford vs. FIU (2/12/88)	16
Bo Clark vs. Florida Memorial (1/31/77)	16

## Single-Game Rebounds

1. Ron Thornton vs. Edward Waters (11/24/81)	23
Ed Fluitt vs. Embry-Riddle (12/1/71)	23
3. Ed Fluitt vs. Hawthorne (1/26/72)	21
4. Tacko Fall vs. SMU (2/24/19)	20
Paul Reed at Marist (12/22/01)	20
David Lewis vs. Eckerd (2/4/76)	20
Jim Flanagan vs. Florida Bible (1/11/71)	20
Don Mathis at Florida Bible (12/11/70)	20
9. Brad Traina vs. Centenary (1/9/97)	19
Howard Porter vs. SE Louisiana (2/29/96)	19
Dean Rossin vs. St. Michael's (1/10/80)	19
Ruben Cotton vs. Furman (12/3/79)	19
John Smith vs. Palm Beach Atlantic (12/2/72)	19

## Single-Game Rebounds (Div. I only)

1. Tacko Fall vs. SMU (2/24/19)	20
Paul Reed at Marist (12/22/01)	20
3. Brad Traina vs. Centenary (1/9/97)	19
Howard Porter vs. SE Louisiana (2/29/96)	19

## Single-Game Assists

1. Kingsley Edwards vs. Troy (1/16/05)	14
Cory Perry vs. Florida Atlantic (2/20/99)	14
3. Brandon Goodwin at Tulane (2/19/15)	13
A.J. Rompza at Marshall (2/27/10)	13
Mike Clark vs. USF (12/11/72)	13
Mike Clark vs. Embry-Riddle (12/1/72)	13
7. Cory Perry vs. Florida Atlantic (2/5/98)	12
Anthony Haynes vs. Liberty (3/2/90)	12
Cleveland Jackson vs. Fla. Southern (1/24/78)	12
Mike Clark vs. New Hampshire (1/24/73)	12
Mike Lalone vs. Patrick AFB (1/15/71)	12

## Single-Game Steals

1. Ruben Cotton vs. Florida Tech (12/10/79)	11
Jerry Prather vs. Lawrence (12/17/77)	11
3. Isaiah Sykes vs. Georgia SW (2/26/13)	9
4. Bo Clark vs. Blackburn (1/8/79)	8
Cleveland Jackson vs. Blackburn (1/8/79)	8
Jerry Prather vs. Edward Waters (1/5/78)	8
7. Darius Johnson at Wichita State (2/8/23)	7
Marius Boyd vs. Jacksonville (1/20/03)	7
Ruben Cotton vs. Fla. Memorial (12/4/79)	7
Bo Clark vs. St. Leo (1/30/79)	7
Jerry Prather vs. Florida Memorial (1/14/78)	7
Pete Haas vs. Clearwater Christian (2/5/74)	7
Arnett Hall at Elmhurst (12/21/72)	7

## Single-Game Blocks

1. Tom Herzog vs. Bethune-Cookman (12/11/10)	8
Keith Clanton vs. SE Louisiana (12/4/10)	8
Tony Davis at USF (12/1/07)	8
4. Staphon Blair vs. USC Upstate (11/23/14)	7
Keith Clanton vs. Southern Miss (2/6/13)	7
John Friday vs. Delaware State (1/10/87)	7
John Friday vs. Western Illinois (1/5/87)	7
8. Tacko Fall at Missouri (12/2/18)	6
Tacko Fall vs. TCU (3/28/17)	6
Tacko Fall vs. Florida Atlantic (12/12/15)	6
Keith Clanton vs. Saint Thomas (11/12/11)	6
Anthony Williams vs. South Dakota St. (2/21/05)	6
Paul Reed vs. Stetson (1/2/02)	6
Dean Rossin vs. Florida Southern (2/9/80)	6





# Individual Single-Season Records

## Single-Season Points

1. Jermaine Taylor (2008-09)	812
2. Bo Clark (1976-77)	806
3. Bo Clark (1979-80)	751
4. Bo Clark (1978-79)	727
5. Mike Clark (1970-71)	718
6. Jermaine Taylor (2007-08)	646
7. Bennie Shaw (1975-76)	634
8. Mike Clark (1971-72)	606
9. Bennie Shaw (1974-75)	604
10. Mike Clark (1975-76)	602

## Single-Season Points (Div. I only)

1. Jermaine Taylor (2008-09)	812
2. Jermaine Taylor (2007-08)	646
3. Mark Jones (1997-98)	581
4. Dexter Lyons (2003-04)	567
5. Matt Williams (2016-17)	542
6. BJ Taylor (2018-19)	526
7. Ken Leeks (1991-92)	517
8. Aubrey Dawkins (2018-19)	516

## Single-Season Scoring Average

1. Bo Clark (1978-79)	31.6
2. Bo Clark (1976-77)	28.6
3. Bo Clark (1979-80)	27.8
4. Mike Clark (1970-71)	27.6
5. Mike Clark (1969-70)	26.5
6. Jermaine Taylor (2008-09)	26.2
7. Bennie Shaw (1975-76)	25.4
8. Bennie Shaw (1974-75)	25.2
9. Bo Clark (1975-76)	24.1
10. Mike Clark (1971-72)	23.3

## Single-Season Scoring Average (Div. I only)

1. Jermaine Taylor (2008-09)	26.2
2. Jermaine Taylor (2007-08)	20.8
Mark Jones (1997-98)	20.8
4. Ochiel Swaby (1994-95)	19.0
5. Ken Leeks (1991-92)	18.5

## Single-Season Field Goals

1. Bo Clark (1976-77)	331
2. Bo Clark (1978-79)	315
3. Bo Clark (1979-80)	311
4. Jermaine Taylor (2008-09)	291
5. Mike Clark (1970-71)	280
6. Jerry Prather (1977-78)	277
7. Bo Clark (1975-76)	258
8. Bennie Shaw (1975-76)	256
9. Arnett Hall (1972-73)	240
Bennie Shaw (1972-73)	240

## Single-Season Field Goal Attempts

1. Bo Clark (1976-77)	677
2. Bo Clark (1978-79)	632
3. Jermaine Taylor (2008-09)	606
4. Bo Clark (1979-80)	602
5. Mike Clark (1970-71)	551
6. Bo Clark (1975-76)	507
7. Bennie Shaw (1975-76)	506
8. Jermaine Taylor (2007-08)	501
9. Bennie Shaw (1974-75)	490
10. Cleveland Jackson (1977-78)	481

## Single-Season Field Goal Percentage

<i>(min. 100 attempts)</i>	
1. Tacko Fall (2017-18)	.767 (79-103)
2. Tacko Fall (2015-16)	.750 (96-128)
3. Tacko Fall (2018-19)	.748 (154-206)
4. Tacko Fall (2016-17)	.715 (168-235)
5. Davin Granberry (1997-98)	.672 (88-131)
6. Willie Edison (1981-82)	.668 (195-292)
7. Larry Gowins (1982-83)	.618 (94-154)
8. Staphon Blair (2014-15)	.609 (95-156)
9. Tyrone Sparrow (1976-77)	.603 (135-224)
10. Gerald Jones (1979-80)	.597 (225-337)

## Single-Season 3-Point Field Goals

1. Matt Williams (2016-17)	126
2. Gary Johnson (2004-05)	103
3. Jason Thornton (1999-00)	94
Harry Kennedy (1995-96)	94
5. Jermaine Taylor (2008-09)	92
6. Ray Abellard (2002-03)	88
7. Darin Green, Jr. (2021-22)	87
8. Harry Kennedy (1996-97)	81
9. Ray Abellard (2001-02)	80
10. Jermaine Taylor (2007-08)	79

## Single-Season 3-Point Field Goal Attempts

1. Matt Williams (2016-17)	328
2. Gary Johnson (2004-05)	248
3. Jermaine Taylor (2008-09)	245
4. Harry Kennedy (1995-96)	236
5. Harry Kennedy (1996-97)	234
6. Darin Green, Jr. (2021-22)	226
7. Ithiel Horton (2022-23)	224
8. Ray Abellard (2002-03)	217
9. Jermaine Taylor (2007-08)	215
10. Mike O'Donnell (2007-08)	202

## Single-Season 3-Point Field Goal Percentage

<i>(min. 50 attempts)</i>	
1. Kasey Wilson (2012-13)	.500 (42-84)
2. Jason Thornton (1999-00)	.495 (94-190)
3. Edsel Bester	.490 (25-51)
4. Nick Banyard (2016-17)	.471 (32-68)
5. Darryl Davis (1992-93)	.469 (45-96)
Edsel Bester (1989-90)	.469 (45-96)
7. Ray Abellard (2001-02)	.462 (80-173)
8. Dave Noel (2007-08)	.455 (108-137)
9. Isaac Sosa (2008-09)	.452 (57-126)
10. Dexter Lyons (2003-04)	.444 (72-162)

## Single-Season Free Throws

1. BJ Taylor (2018-19)	187
2. Marcus Jordan (2010-11)	165
3. Mike Clark (1970-71)	158
4. Bo Clark (1976-77)	144
5. Jermaine Taylor (2008-09)	138
6. Mike Clark (1971-72)	134
7. Ray Abellard (2002-03)	130
8. Bo Clark (1979-80)	129
9. B.J. Taylor (2016-17)	126
Cleveland Jackson (1978-79)	126

## Single-Season Free Throw Attempts

1. BJ Taylor (2018-19)	240
2. Mike Clark (1970-71)	225
3. Marcus Jordan (2010-11)	213
4. Isaiah Sykes (2013-14)	198
5. Isaiah Sykes (2012-13)	188
6. Ken Leeks (1991-92)	186
7. Mike Clark (1971-72)	185
8. Keith Clanton (2012-13)	177
9. Keith Clanton (2010-11)	176
10. B.J. Taylor (2016-17)	175

## Single-Season Free Throw Percentage

<i>(min. 50 attempts)</i>	
1. Stan Haithcock (1986-87)	.920 (46-50)
2. Brandon Mahan (2020-21)	.906 (58-64)
3. Brandon Mahan (2021-22)	.889 (48-54)
4. Cleveland Jackson (1980-81)	.864 (70-81)
Jimmie Ferrell (1980-81)	.864 (70-81)
6. Eric Riggs (1995-96)	.863 (44-51)
7. Bob Blackwood (1989-90)	.861 (68-79)
8. Darius Johnson (2022-23)	.860 (43-50)
9. Dave Noel (2006-07)	.854 (111-130)
10. Bo Clark (1975-76)	.851 (86-101)

## Single-Season Rebounds

1. Ed Fluit (1971-72)	364
2. Tacko Fall (2016-17)	343
3. Ruben Cotton (1979-80)	320
4. Dean Rossin (1980-81)	299
5. Ken Leeks (1990-91)	268
6. Keith Clanton (2011-12)	266
7. Keith Clanton (2012-13)	263
8. Wil Nix (1978-79)	258
9. Keith Clanton (2010-11)	254
10. Lee Riley (1976-77)	251
Tacko Fall (2018-19)	251

## Single-Season Rebounds (Div. I only)

1. Tacko Fall (2016-17)	343
2. Ken Leeks (1990-91)	268
3. Keith Clanton (2011-12)	266
4. Keith Clanton (2012-13)	263
5. Keith Clanton (2010-11)	254
6. Tacko Fall (2018-19)	251
7. Paul Reed (2001-02)	248

## Single-Season Rebound Average

1. Ed Fluit (1971-72)	14.0
2. Ruben Cotton (1979-80)	11.0
3. Dean Rossin (1980-81)	10.7
4. Ken Leeks (1990-91)	9.9
Wil Nix (1978-79)	9.9
6. Tacko Fall (2016-17)	9.5
7. Ed Smith (1973-74)	9.3
8. Ken Leeks (1989-90)	9.0
9. Paul Reed (2001-02)	8.9
Willy Belotte (1973-74)	8.9

## Single-Season Assists

1. Sinua Phillips (1991-92)	183
2. Mike Clark (1971-72)	153
3. Al Miller (2000-01)	149
4. Cory Perry (1998-99)	146
5. Cleveland Jackson (1978-79)	145
6. Cory Perry (1997-98)	143
7. Terrell Allen (2018-19)	142
8. Isaiah Sykes (2012-13)	141
9. Cory Perry (1999-00)	139
10. Calvin Lingelbach (1976-77)	138

\* A.J. Rompza (150, 2008-09; 144, 2009-10) statistics vacated due to NCAA sanctions

## Single-Season Steals

1. Jerry Prather (1977-78)	110
2. Ruben Cotton (1979-80)	97
3. Ed Smith (1971-72)	84
4. Jerry Prather (1976-77)	79
5. Eddie Rhodes (1981-82)	78
6. Cleveland Jackson (1978-79)	73
7. Isaiah Sykes (2012-13)	72
8. Gary Johnson (2004-05)	71
9. Marius Boyd (2002-03)	68
10. Stan Kimbrough (1984-85)	65

\* A.J. Rompza (81, 2009-10) statistics vacated due to NCAA sanctions

## Single-Season Blocks

1. Tacko Fall (2016-17)	94
2. Tacko Fall (2018-19)	85
3. John Friday (1986-87)	74
4. Tacko Fall (2015-16)	70
5. Keith Clanton (2012-13)	63
6. Keith Clanton (2010-11)	60
7. Taylor Hendricks (2022-23)	59
Keith Clanton (2011-12)	59
Tom Herzog (2010-11)	59
Isaac McKinnon (1983-84)	59

## Single-Season Minutes

1. Matt Williams (2016-17)	1,315
2. Taylor Hendricks (2022-23)	1,179
3. B.J. Taylor (2018-19)	1,136
4. Marcus Jordan (2011-12)	1,112
5. Aubrey Dawkins (2018-19)	1,103
6. Keith Clanton (2012-13)	1,096
7. Gary Johnson (2004-05)	1,086
8. Keith Clanton (2011-12)	1,085
9. Isaiah Sykes (2012-13)	1,079
10. Jason Thornton (1999-00)	1,060

# Individual Career Records

## Career Points

1. Bo Clark (1975-77, 78-80)	2,866
2. Mike Clark (1969-73)	2,085
3. Jermaine Taylor (2005-09)	1,979
4. Jerry Prather (1974-78)	1,778
5. Ken Leeks (1988-92)	1,763
6. Keith Clanton (2009-13)	1,718
7. BJ Taylor (2014-19)	1,618
8. Isaiah Sykes (2010-14)	1,545
9. Darryl Davis (1991-95)	1,540
10. D'Quarius Stewart (1996-00)	1,387

## Career Points (Div. I only)

1. Jermaine Taylor (2005-09)	1,979
2. Ken Leeks (1988-92)	1,763
3. Keith Clanton (2009-13)	1,718
4. BJ Taylor (2014-19)	1,618
5. Isaiah Sykes (2010-14)	1,545

## Career Scoring Average

1. Bo Clark (1975-77, 78-80)	27.8
2. Bennie Shaw (1974-76)	25.4
3. Mike Clark (1969-73)	22.1
4. Arnett Hall (1972-74)	20.5
5. Ochiel Swaby (1993-95)	18.6
6. Cleveland Jackson (1977-79)	18.3
7. Harry Kennedy (1995-97)	17.4
8. Gerald Jones (1978-80)	17.3
9. Jerry Prather (1974-78)	16.6
10. Ken Leeks (1988-92)	16.5

## Career Field Goals

1. Bo Clark (1975-77, 78-80)	1,215
2. Jerry Prather (1974-78)	757
3. Jermaine Taylor (2005-09)	710
4. Mike Clark (1969-73)	674
5. Ken Leeks (1988-92)	673
6. Keith Clanton (2009-13)	622
7. Isaiah Sykes (2010-14)	588
8. Darryl Davis (1991-95)	583
9. D'Quarius Stewart (1996-00)	520
10. Pat Crocklin (1985-89)	514

## Career Field Goal Attempts

1. Bo Clark (1975-77, 78-80)	2,418
2. Jermaine Taylor (2008-09)	1,524
3. Jerry Prather (1974-78)	1,297
4. Darryl Davis (1991-95)	1,294
5. B.J. Taylor (2014-19)	1,248
6. Keith Clanton (2009-13)	1,246
7. Ken Leeks (1988-92)	1,204
8. Isaiah Sykes (2010-14)	1,194
9. D'Quarius Stewart (1996-00)	1,180
10. Josh Peppers (2003-07)	1,037

## Career Field Goal Percentage

<i>(min. 200 attempts)</i>	
1. Tacko Fall (2015-19)	.740 (497-672)
2. Willie Edison (1980-82)	.617 (246-399)
3. Tyrone Sparrow (1975-77)	.598 (158-264)
4. Jerry Prather (1974-78)	.584 (757-1,297)
5. Staphon Blair (2012-16)	.583 (215-369)
6. Dean Rossin (1979-81)	.575 (202-351)
7. Justin McBride (2013-16)	.565 (170-301)
8. Gerald Jones (1978-80)	.563 (365-648)
9. Ken Leeks (1988-92)	.559 (673-1,204)
10. Isaac McKinnon (1979-83)	.540 (230-426)

## Career 3-Point Field Goals

1. Matt Williams (2012-17)	274
2. Jermaine Taylor (2005-09)	251
3. Jason Thornton (1998-02)	220
4. Darin Green, Jr. (2019-22)	208
5. Mike O'Donnell (2005-08)	195
6. Isaac Sosa (2008-11)	190
7. Josh Peppers (2006-07)	180
B.J. Taylor (2014-19)	180
9. D'Quarius Stewart (1996-00)	175
Harry Kennedy (1995-97)	175

## Career 3-Point Field Goal Attempts

1. Matt Williams (2012-17)	740
2. Jermaine Taylor (2005-09)	668
3. Darin Green, Jr. (2019-22)	536
4. Jason Thornton (1998-02)	505
5. BJ Taylor (2014-19)	501
6. Mike O'Donnell (2005-08)	500
7. Josh Peppers (2003-07)	491
8. Harry Kennedy (1995-97)	470
9. D'Quarius Stewart (1996-00)	466
10. Isaac Sosa (2008-11)	450

## Career 3-Point Field Goal Percentage

<i>(min. 100 attempts)</i>	
1. Edsel Bester (1986-90)	.474 (64-135)
2. Jason Thornton (1998-02)	.436 (220-505)
3. Ray Abellard (2001-03)	.431 (168-390)
4. Isaac Sosa (2008-11)	.422 (190-450)
5. Aubrey Dawkins (2018-19)	.403 (73-181)
6. Anthony Haynes (1989-91)	.397 (85-214)
7. Justin Rose (2004-06)	.396 (42-106)
Darryl Davis (1991-95)	.396 (129-326)
9. Dave Noel (2005-08)	.395 (66-167)
10. Taylor Hendricks (2022-23)	.394 (61-155)

## Career Free Throws

1. Bo Clark (1975-77, 78-80)	456
B.J. Taylor (2014-19)	456
3. Ken Leeks (1988-92)	413
4. Mike Clark (1969-73)	410
5. Keith Clanton (2009-13)	399
6. Marcus Jordan (2009-12)	350
7. Isaiah Sykes (2010-14)	335
8. A.J. Davis (2015-18)	319
9. Jermaine Taylor (2005-09)	308
10. Paul Reed (1999-02)	279

## Career Free Throw Attempts

1. Ken Leeks (1988-92)	661
3. B.J. Taylor (2014-19)	622
2. Keith Clanton (2009-13)	621
4. Bo Clark (1975-77, 78-80)	561
5. Marcus Jordan (2009-12)	474
6. A.J. Davis (2015-18)	441
7. Dan Faison (1982-85)	440
8. Mike Clark (1969-73)	428
9. Jermaine Taylor (2005-09)	403
Paul Reed (1999-02)	403

## Career Free Throw Percentage

<i>(min. 100 attempts)</i>	
1. Brandon Mahan (2019-22)	.856 (137-160)
2. Cleveland Jackson (1977-79)	.838 (224-267)
3. Harry Kennedy (1994-97)	.833 (183-221)
4. Gerald Jones (1978-80)	.821 (206-251)
5. Dave Noel (2005-08)	.812 (242-298)
6. Jason Thornton (1998-02)	.811 (99-122)
7. Bo Clark (1975-77, 78-80)	.813 (456-561)
8. Pete Krull (1977-80)	.797 (141-177)
9. Darius Johnson (2021-present)	.796 (82-103)
10. Chris Wallen (1984-88)	.791 (117-148)
11. Jimmie Ferrell (1980-83)	.790 (158-200)

## Career Rebounds

1. Keith Clanton (2009-13)	1,000
2. Ken Leeks (1988-92)	942
3. Tacko Fall (2015-19)	887
4. Jerry Prather (1974-78)	849
5. Isaiah Sykes (2010-14)	764
6. Willy Belotte (1972-76)	698
7. Paul Reed (1999-02)	685
8. A.J. Davis (2015-18)	633
9. Dan Faison (1982-85)	626
10. Mario Lovett (1996-01)	608

## Career Rebounds (Div. I only)

1. Keith Clanton (2009-13)	1,000
2. Ken Leeks (1988-92)	942
3. Tacko Fall (2015-19)	887
4. Isaiah Sykes (2010-14)	764
5. Paul Reed (1999-02)	685

## Career Rebound Average

1. Ed Fluit (1971-73)	12.0
2. Ed Smith (1972-74)	9.9
3. Ruben Cotton (1979-81)	9.6
4. Ken Leeks (1988-92)	8.8
5. Jerry Prather (1974-78)	8.2
6. Keith Clanton (2009-13)	7.8
7. Lee Riley (1974-77)	7.7
Tacko Fall (2015-19)	7.7
9. Dan Faison (1983-85)	7.5
Don Mathis (1970-72)	7.5

## Career Assists

1. Sinua Phillips (1990-94)	531
2. Cory Perry (1996-00)	512
3. Al Miller (1999-03)	397
4. Mike Clark (1969-73)	361
5. Isaiah Sykes (2010-14)	336
6. B.J. Taylor (2014-19)	324
7. Mike O'Donnell (2005-08)	319
8. Bo Clark (1975-77, 78-80)	302
Darryl Davis (1991-95)	294
10. Daiquan Walker (2012-16)	268

\* A.J. Rompza (487, 2008-12) 2008-11 statistics vacated due to NCAA sanctions

## Career Steals

1. Jerry Prather (1974-78)	290
2. Cory Perry (1996-00)	205
3. Isaiah Sykes (2010-14)	183
4. Ed Smith (1970-74)	181
5. Sinua Phillips (1990-94)	179
6. Calvin Lingelbach (1973-77)	161
7. Ruben Cotton (1979-81)	149
8. Cleveland Jackson (1977-79)	142
9. Mike O'Donnell (2005-08)	140
10. Bo Clark (1975-77, 78-80)	133

\* A.J. Rompza (211, 2008-12) 2008-11 statistics vacated due to NCAA sanctions

## Career Blocks

1. Tacko Fall (2015-19)	280
2. Keith Clanton (2009-13)	227
3. Ken Leeks (1988-92)	141
4. Paul Reed (2001-02)	127
5. Issac McKinnon (1979-83)	106
6. Staphon Blair (2012-16)	99
7. Chad Brown (2015-19)	97
8. John Friday (1984-85, 86-87)	94
9. Josh Bodden (2000-04)	88
10. Anthony Williams (2004-06)	86

## Career Games Played

1. Keith Clanton (2009-10)	129
2. Isaiah Sykes (2010-14)	126
3. Matt Williams (2012-17)	124
4. Josh Peppers (2003-07)	123
5. Jermaine Taylor (2003-07)	122
6. Troy Lindbeck (2002-06)	122
7. Daiquan Walker (2012-16)	121
P.J. Gaynor (2008-12)	121
Jason Thornton (1998-02)	121
10. Kasey Wilson (2011-15)	120
Josh Bodden (2000-04)	120





# Taylor Hendricks Freshman Record Book

The Taylor Hendricks Freshman Record Book was created following the 2022-23 season. Prior to that, no freshman record book existed. Currently, the record book is updated for all freshmen and redshirt freshmen beginning with the 1992-93 season.

## Single-Season Points

1. Taylor Hendricks (2022-23)	515
2. Eric Riggs (1995-96)	343
3. B.J. Taylor (2014-15)	334
4. Adonys Henriquez (2014-15)	323
5. Darin Green, Jr. (2019-20)	290
6. Kevin Lee (2000-01)	281
7. Caesar DeJesus (2017-18)	274
8. Joey Graham (2000-01)	262
9. Jason Thorton (1998-99)	222
10. Tacko Fall (2015-16)	221

\* Keith Clanton (311, 2009-10), Marcus Jordan (257, 2009-10) statistics vacated due to NCAA sanctions

## Single-Season Scoring Average

1. Taylor Hendricks (2022-23)	15.1
2. B.J. Taylor (2014-15)	12.8
3. Eric Riggs (1995-96)	11.4
4. Adonys Henriquez (2014-15)	10.8
5. Darin Green, Jr. (2019-20)	10.0
6. Isaiah Adams (2020-21)	9.9
7. Kevin Lee (2000-01)	9.1
8. Caesar DeJesus (2019-20)	8.6
9. Joey Graham (2000-01)	8.5
10. Jason Thorton (1998-99)	7.7

\* Keith Clanton (9.7, 2009-10), Marcus Jordan (8.0, 2009-10) statistics vacated due to NCAA sanctions

## Single-Season Field Goals

1. Taylor Hendricks (2022-23)	184
2. Eric Riggs (1995-96)	116
3. B.J. Taylor (2014-15)	107
Adonys Henriquez (2014-15)	107
5. Darin Green, Jr. (2019-20)	100
Kevin Lee (2000-01)	100
7. Tacko Fall (2015-16)	96
8. Caesar DeJesus (2017-18)	94
9. Joey Graham (2000-01)	91
10. Isaiah Adams (2020-21)	83

\* Keith Clanton (115, 2009-10) statistics vacated due to NCAA sanctions

## Single-Season Field Goal Attempts

1. Taylor Hendricks (2022-23)	385
2. Eric Riggs (1995-96)	306
3. Kevin Lee (2000-01)	287
4. B.J. Taylor (2014-15)	286
5. Adonys Henriquez (2014-15)	250
6. Darin Green, Jr. (2019-20)	227
7. Caesar DeJesus (2017-18)	226
8. Darius Johnson (2021-22)	195
9. Joey Graham (2000-01)	192
10. Isaiah Adams (2020-21)	178

\* Keith Clanton (242, 2009-10), Marcus Jordan (196, 2009-10) statistics vacated due to NCAA sanctions

## Single-Season Field Goal Percentage

(min. 75 attempts)	
1. Tacko Fall (2015-16)	.750 (96-128)
2. Scott White (1996-97)	.522 (47-90)
3. Jason Thorton (1998-99)	.507 (77-152)
4. Brad Tice (1995-96)	.493 (74-150)
5. James Harper (1992-93)	.490 (49-100)
6. Jamille Reynolds (2020-21)	.487 (37-76)
7. Taylor Hendricks (2022-23)	.478 (184-385)
8. Joey Graham (2000-01)	.474 (91-192)
9. Isaiah Adams (2020-21)	.466 (83-178)
10. Josh Peppers (2003-04)	.462 (42-91)

\* Isaiah Sykes (.563, 49-87, 2010-11), Keith Clanton (.475, 115-242, 2009-10) statistics vacated due to NCAA sanctions

## Single-Season 3-Point Field Goals

1. Eric Riggs (1995-96)	67
2. Darin Green, Jr. (2019-20)	65
Adonys Henriquez (2014-15)	65
4. Taylor Hendricks (2022-23)	61
5. Kevin Lee (2000-01)	53
6. B.J. Taylor (2014-15)	45
7. Matt Williams (2012-13)	37
8. Troy Lindbeck (2000-03)	35
9. Jason Thorton (1998-99)	34
10. Daiquan Walker (2012-13)	30

## Single-Season 3-Point Field Goal Attempts

1. Eric Riggs (1995-96)	183
2. Kevi Lee (2000-01)	176
3. Adonys Henriquez (2014-15)	165
4. Darin Green, Jr. (2019-20)	158
5. Taylor Hendricks (2022-23)	155
6. B.J. Taylor (2014-15)	129
7. Troy Lindbeck (2002-03)	100
8. Matt Williams (2012-13)	96
9. Darius Johnson (2021-22)	87
10. Jason Thorton (1998-99)	79

## Single-Season 3-Point Field Goal Percentage

(min. 37 attempts)	
1. Jason Thorton (1998-99)	.430 (34-79)
2. D'Quarius Stewart (1996-97)	.418 (28-67)
3. Darin Green, Jr. (2019-20)	.411 (65-158)
4. William Bakanowsky (2002-03)	.410 (16-39)
5. Daiquan Walker (2012-13)	.400 (30-75)
6. Adonys Henriquez (2014-15)	.3939 (65-165)
7. Taylor Hendricks (2022-23)	.3935 (61-155)
8. Matt Williams (2012-13)	.385 (37-96)
9. Caesar DeJesus (2017-18)	.378 (17-45)
10. Troy Lindbeck (2002-03)	.350 (35-100)

## Single-Season Free Throws

1. Taylor Hendricks (2022-23)	86
2. B.J. Taylor (2014-15)	75
3. Caesar DeJesus (2019-20)	69
Joey Graham (2000-01)	69
5. Cory Perry (1996-97)	52
6. Adonys Henriquez (2014-15)	44
Eric Riggs (1995-96)	44
8. Chance McSpadden (2015-16)	42
9. Darius Johnson (2021-22)	39
10. Al Miller (1999-00)	35

\* Marcus Jordan (77, 2009-10), Marcus Jordan (74, 2009-10), David Diakite (45, 2009-10), A.J. Rompza (37, 2008-09) statistics vacated due to NCAA sanctions

## Single-Season Free Throw Attempts

1. Taylor Hendricks (2022-23)	110
2. B.J. Taylor (2014-15)	106
3. Caesar DeJesus (2019-20)	93
4. Joey Graham (2000-01)	82
5. Al Miller (1999-00)	72
6. Cory Perry (1996-97)	70
7. Davin Granberry (1996-97)	57
8. Adonys Henriquez (2014-15)	56
9. Isaiah Adams (2020-21)	54
Mario Lovett (1996-97)	54

\* Keith Clanton (116, 2009-10), Marcus Jordan (106, 2009-10), David Diakite (73, 2009-10), Isaiah Sykes (61, 2010-11) statistics vacated due to NCAA sanctions

## Single-Season Free Throw Percentage

(min. 37 attempts)	
1. Eric Riggs (1995-96)	.863 (44-51)
2. Joey Graham (2000-01)	.841 (69-82)
3. Chance McSpadden (2015-16)	.824 (42-51)
4. Adonys Henriquez (2014-15)	.786 (44-56)
5. Taylor Hendricks (2022-23)	.782 (86-110)
6. Jason Thorton (1998-99)	.773 (34-44)
7. Cory Perry (1996-97)	.743 (52-70)
8. Caesar DeJesus (2019-20)	.742 (69-93)
9. Darius Johnson (2021-22)	.736 (39-53)
10. B.J. Taylor (2014-15)	.708 (75-106)

\* A.J. Rompza (.824, 42-51, 2008-09) statistics vacated due to NCAA sanctions

## Single-Season Rebounds

1. Taylor Hendricks (2022-23)	237
2. Tacko Fall (2015-16)	176
3. Mario Lovett (1996-97)	143
4. Brad Tice (1995-96)	129
5. Tony Davis (2006-07)	117
Joey Graham (2000-01)	117
7. Davin Granberry (1996-97)	107
8. Darius Johnson (2021-22)	100
9. Adonys Henriquez (2014-15)	99
10. James Harper (1992-93)	91

\* Keith Clanton (217, 2009-10), David Diakite (122, 2009-10), Isaiah Sykes (103, 2010-11), Marcus Jordan (99, 2009-10), A.J. Rompza (91, 2008-09) statistics vacated due to NCAA sanctions

## Single-Season Offensive Rebounds

1. Taylor Hendricks (2022-23)	80
2. Tacko Fall (2015-16)	54
3. Joey Graham (2000-01)	50
4. William Bakanowsky (2002-03)	44
5. Josh Bodden (2000-01)	36
6. Tony Davis (2006-07)	32
7. Isaiah Adams (2020-21)	27
Darin Green, Jr. (2019-20)	27
Jermaine Taylor (2005-06)	27
10. Dre Fuller, Jr. (2019-20)	23
Kasey Wilson (2011-12)	23

\* Keith Clanton (78, 2009-10), David Diakite (47, 2009-10), Isaiah Sykes (40, 2010-11), Marcus Jordan (31, 2009-10) statistics vacated due to NCAA sanctions. Offensive rebounds not tracked before 2000-01 season.

## Single-Season Rebound Average

1. Taylor Hendricks (2022-23)	7.0
2. Tacko Fall (2015-16)	5.9
3. Mario Lovett (1996-97)	5.5
4. Brad Tice (1995-96)	4.3
5. Davin Granberry (1996-97)	4.1
6. Isaiah Adams (2020-21)	3.9
7. Tony Davis (2006-07)	3.8
Joey Graham (2000-01)	3.8
9. Darius Johnson (2021-22)	3.33
10. Adonys Henriquez (2014-15)	3.30

\* Keith Clanton (6.8, 2009-10), David Diakite (5.8, 2009-10) statistics vacated due to NCAA sanctions

## Single-Season Assists

1. Al Miller (1999-00)	131
2. Eric Riggs (1995-96)	94
3. Darius Johnson (2021-22)	89
4. Cory Perry (1996-97)	84
5. B.J. Taylor (2014-15)	65
6. Adonys Henriquez (2014-15)	64
7. Caesar DeJesus (2019-20)	58
8. Daiquan Walker (2012-13)	50
Kevin Lee (2000-01)	50
10. Brandon Goodwin (2013-14)	49

\* A.J. Rompza (150, 2008-09), Marcus Jordan (80, 2009-10) statistics vacated due to NCAA sanctions

## Single-Season Steals

1. Eric Riggs (1995-96)	39
2. Cory Perry (1996-97)	36
3. Joey Graham (2000-01)	33
4. Taylor Hendricks (2022-23)	31
5. Darius Johnson (2021-22)	30
6. Isaiah Adams (2020-21)	28
7. Al Miller (1999-00)	27
8. Caesar DeJesus (2017-18)	24
B.J. Taylor (2014-15)	24
Kevin Lee (2000-01)	24
10. Brandon Goodwin (2013-14)	24

\* A.J. Rompza (46, 2008-09), Marcus Jordan (37, 2009-10), Keith Clanton (28, 2009-10), Isaiah Sykes (25, 2010-11) statistics vacated due to NCAA sanctions

## Single-Season Blocks

1. Tacko Fall (2015-16)	70
2. Taylor Hendricks (2022-23)	59
3. Brad Tice (1995-96)	26
4. Tony Davis (2006-07)	15
James Harper (1992-93)	15
6. Staphon Blair (2012-13)	14
7. Davin Granberry (1996-97)	13
8. Mario Lovett (1996-97)	12
Ikechi Nnakwe (1999-00)	12
10. Thierno Sylla (2022-23)	11
Dre Fuller, Jr. (2019-20)	11
Josh Bodden (2000-01)	11

\* Keith Clanton (45, 2009-10), Marcus Jordan (10, 2009-10), Isaiah Sykes (25, 2010-11), statistics vacated due to NCAA sanctions

## Single-Season Minutes

1. Taylor Hendricks (2022-23)	1,179
2. Adonys Henriquez (2014-15)	1,050
3. Caesar DeJesus (2017-18)	877
4. B.J. Taylor (2014-15)	855
5. Eric Riggs (1995-96)	843
6. Darius Johnson (2021-22)	711
7. Darin Green, Jr. (2019-20)	698
8. Daiquan Walker (2012-13)	648
9. Joey Graham (2000-01)	632
10. Isaiah Adams (2020-21)	548

\* Keith Clanton (853, 2009-10), Marcus Jordan (836, 2009-10), A.J. Rompza (768, 2008-09) statistics vacated due to NCAA sanctions. Minutes not available for all.

# Team Single-Game Records

## Single Game Points

1. West Florida (11/12/10)	115
at Marshall (2/27/10)	115
3. Long Island (12/2/91)	113
4. Mercer (12/6/90)	111
5. Florida Tech (12/12/08)	110
East Carolina (2/20/08)	110
7. UTEP (1/23/08)	109
Flagler (12/10/99)	109
9. Memphis (1/11/23)	107
Troy (2/6/99)	107

## Single Game Points Allowed

1. at Florida State (11/25/88)	133
2. Southern (2/24/93)	127
at Southern (1/28/93)	127
4. at Marshall (2/27/10)	121
5. at George Mason (12/14/87)	113
6. at Louisiana-Lafayette (1/26/91)	109
at Dayton (12/3/88)	109
8. South Alabama (1/28/92)	107
9. at Florida (1/24/84)	106
10. Florida International (2/7/89)	105

## Single Game Fewest Points

1. Cincinnati (1/16/18)	38
2. vs. Florida (12/4/03)	39
3. at Cincinnati (2/6/18)	40
4. UConn (1/31/16)	41
Florida Atlantic (12/13/14)	41
6. at Auburn (11/19/98)	42
at North Carolina (12/2/89)	42
8. vs. St. John's (11/26/17)	43
at SMU (1/27/10)	43
vs. La Salle (11/29/86)	43

## Single Game Fewest Points Allowed

1. Western Illinois (11/14/22)	37
SMU (2/17/18)	37
Florida Tech (11/24/06)	37
3. Temple (1/7/18)	39
at ECU (12/31/17)	39
Jackson State (11/15/10)	39
6. at Charleston (11/18/16)	40
7. Bethune-Cookman (12/21/16)	41
at UAB (1/21/12)	41
at Southern Miss (1/8/08)	41
10. Tulsa (1/21/06)	44

## Single Game Field Goals

1. Flagler (12/10/99)	45
2. Florida Tech (12/12/08)	43
Florida International (12/16/91)	43
Long Island (12/1/91)	43
5. at Chicago State (12/13/01)	42
Troy (2/6/98)	42
West Florida (12/17/93)	42
8. East Carolina (2/20/09)	41
9. West Florida (11/12/10)	40
at Marshall (2/27/10)	40
UTEP (1/23/08)	40
Rollins (11/13/98)	40
vs. Samford (2/26/98)	40
Long Island (2/3/88)	40

## Single Game Field Goal Attempts

1. at Louisiana-Lafayette (1/26/91)	89
2. at Marshall (2/27/10)	88
3. West Florida (12/17/93)	87
4. Mercer (12/6/90)	84
5. at Miami (3/5/88)	83
6. Puerto Rico-Mayaguez (11/16/01)	82
Southern (2/24/93)	82
8. UNC Asheville (11/7/22)	81
9. at Winthrop (12/4/93)	79
Central Connecticut State (1/8/86)	79

## Single Game Field Goal Percentage

1. UTEP (1/23/08)	.702 (40-57)
vs. Samford (2/26/98)	.702 (40-57)
3. at Bethune-Cookman (1/21/88)	.683 (28-41)
4. West Florida (11/12/10)	.667 (40-60)
5. Jacksonville (11/27/06)	.654 (34-52)
6. Chicago State (12/13/01)	.636 (42-66)
7. at Chicago State (12/18/02)	.635 (33-52)
8. Valparaiso (12/22/08)	.633 (31-49)
Flagler (12/10/99)	.633 (45-71)
10. Long Island (12/1/91)	.632 (43-68)

## Single Game 3-Point Field Goals

1. Tulsa (2/11/23)	17
2. Memphis (1/11/23)	16
Campbell (2/28/04)	16
4. at East Carolina (1/18/22)	15
East Carolina (3/8/20)	15
East Carolina (2/12/08)	15
Rollins (11/15/06)	15
8. USF (2/3/22)	14
vs. Memphis (3/10/17)	14
USF (1/17/17)	14
Howard (12/11/13)	14
Florida A&M (1/5/13)	14
Florida Tech (12/1/12)	14
at Marshall (2/27/10)	14
Florida Tech (12/12/08)	14
at Campbell (2/4/03)	14
at Tulane (02/20/21)	14

## Single Game 3-Point Field Goal Attempts

1. USF (1/17/17)	37
2. Tulsa (2/11/23)	36
3. Memphis (1/11/23)	35
4. Tualne (1/22/22)	34
Troy (1/31/04)	34
6. at Tulane (1/14/23)	33
UNC Asheville (11/7/22)	33
vs. Memphis (3/11/22)	33
at Memphis (2/5/22)	33
Rollins (11/15/06)	33

## Single Game 3-Point Field Goal Percentage

(min. 10 attempts)	
1. vs. South Carolina State (11/28/99)	.786 (11-14)
2. Marshall (11/25/09)	.733 (11-15)
3. at Centenary (1/12/94)	.700 (7-10)
4. Florida International (12/16/91)	.692 (9-13)
5. Yale (12/30/89)	.688 (11-16)
6. UTEP (1/23/08)	.647 (11-17)
Samford (2/14/02)	.647 (11-17)
8. vs. VCU (3/22/19)	.643 (9-14)
9. Jacksonville (11/27/06)	.632 (12-19)
10. Maine (11/24/90)	.615 (8-13)

## Single Game Free Throws

1. Western Kentucky (2/10/92)	37
2. Bethune-Cookman (12/22/15)	36
3. Sam Houston State (1/3/09)	35
4. Alcorn State (12/29/91)	34
5. Memphis (1/11/23)	33
Florida Atlantic (12/15/93)	33
7. Akron (1/29/86)	32
8. Tulsa (2/23/13)	31
vs. Auburn (11/20/09)	31
USF (2/7/94)	31
Lamar (2/9/91)	31

## Single Game Free Throw Attempts

1. Florida Atlantic (12/15/93)	56
2. Alcorn State (12/29/91)	55
3. Western Kentucky (2/10/92)	54
4. Saint Thomas (11/12/11)	47
5. Rider (11/6/18)	45
at Tulane (12/28/16)	45
7. South Florida (2/13/19)	44
South Florida (2/7/94)	44
Winthrop (12/5/92)	44
10. Bethune-Cookman (12/22/15)	43
Tulane (1/14/15)	43
vs. Miami (12/18/10)	43
Lamar (2/9/91)	43

## Single Game Free Throw Percentage

(min. 10 attempts)	
1. SMU (3/2/11)	1.000 (11-11)
at Louisiana Tech (2/16/91)	1.000 (11-11)
Florida Tech (12/12/08)	1.000 (10-10)
at Michigan (12/06/20)	1.000 (11-11)
4. Saint Peter's (12/4/87)	.960 (24-25)
5. Georgia State (1/7/02)	.950 (19-20)
6. at UAB (2/19/11)	.944 (17-18)
7. at East Carolina (1/19/08)	.938 (15-16)
at East Carolina (2/7/07)	.938 (15-16)
9. at NC State (12/19/96)	.933 (14-15)
10. at Evansville (11/20/21)	.929 (13-14)
at Temple (3/9/19)	.929 (13-14)
Tulsa (03/02/21)	.929 (13-14)

## Single Game Rebounds

1. West Florida (12/17/93)	69
2. at Rollins (11/30/94)	63
3. Puerto Rico-Mayaguez (11/16/01)	60
4. Nicholls (11/14/16)	59
at Centenary (1/9/97)	59
6. SMU (2/24/19)	58
Mercer (12/6/90)	58
8. UC Irvine (11/18/15)	57
Puerto Rico-Mayaguez (11/24/04)	57
10. Troy (2/6/99)	56
vs. Southeastern Louisiana (2/29/96)	56
at Winthrop (12/4/93)	56

## Single Game Assists

1. at Campbell (2/4/03)	32
2. Long Island (12/1/91)	31
3. Campbell (2/28/04)	30
Mercer (12/6/90)	30
5. at Tulsa (2/11/23)	28
Florida Tech (12/12/08)	28
Flagler (12/10/99)	28
Florida Atlantic (2/5/98)	28
Centenary (2/6/95)	28
10. Florida A&M (1/5/13)	27
at Marshall (2/27/10)	27
Campbell (12/16/04)	27
West Florida (12/17/93)	27

## Single Game Steals

1. Navy (12/6/03)	22
2. Nova Southeastern (12/18/97)	21
3. Flagler (2/10/86)	19
4. West Florida (12/17/93)	18
5. Puerto Rico-Mayaguez (11/22/03)	17
Jacksonville (1/20/03)	17
7. at Cincinnati (2/19/20)	16
vs. Jacksonville State (2/28/01)	16
at Bethune-Cookman (11/25/97)	16
Florida Atlantic (2/5/98)	16

## Single Game Blocks

1. vs. Temple (3/12/14)	14
Saint Thomas (11/12/11)	14
3. vs. USF (3/10/22)	13
Illinois-Chicago (12/5/15)	13
at Florida A&M (1/11/90)	13
6. Stetson (1/2/02)	12
7. Southern Miss (2/6/13)	11
Marshall (1/5/11)	11
Bethune-Cookman (12/11/10)	11
Southeastern Louisiana (12/4/10)	11





# Team Single-Season Records

**Single Season Games**

1. 2016-17	36
2. 2022-23	34
3. 2018-19	33
2011-12	33
2004-05	33
6. 2017-18	32
2009-10	32
2002-03	32
1999-00	32

**Single Season Victories**

1. 1977-78	26
2. 2003-04	25
1979-80	25
4. 2018-19	24
2016-17	24
2004-05	24
1976-77	24

**Single Season Losses**

1. 2000-01	23
2. 1985-86	22
3. 1989-90	21
4. 1988-89	20
5. 1996-97	19
1995-96	19
1987-88	19

**Single Season Fewest Victories**

1. 1985-86	6
2. 1996-97	7
1989-90	7
1988-89	7
5. 2000-01	8

**Single Season Fewest Losses**

1. 1969-70	3
2. 1979-80	4
1977-78	4
1976-77	4
5. 1975-76	5

**Single Season Points**

1. 1976-77	2,660
2. 1976-77	2,518
3. 1977-78	2,504
4. 1970-71	2,473
5. 1978-79	2,450

**Single Season Fewest Points**

1. 1969-70	1,456
2. 2020-21 (*COVID-19 affected)	1,546
2. 1984-85	1,724
3. 1996-97	1,790
4. 1983-84	1,824

**Single Season Scoring Average**

1. 1970-71	95.1
2. 1975-76	94.8
3. 1978-79	94.2
4. 1979-80	91.7
5. 1976-77	89.9

**Single Season Lowest Scoring Average**

1. 1984-85	61.6
2. 2017-18	62.7
3. 1983-84	65.1
4. 2011-12	65.6
5. 1985-86	65.9

**Single Season Field Goals**

1. 1979-80	1,095
2. 1976-77	1,048
3. 1977-78	998
4. 1970-71	987
5. 1978-79	975
1975-76	975

**Single Season Fewest Field Goals**

1. 2020-21 (*COVID-19 affected)	542
2. 1996-97	632
3. 1984-85	664
4. 2017-18	690
1989-90	690

**Single Season Field Goal Attempts**

1. 1979-80	2,075
2. 1972-73	2,050
3. 1978-79	2,022
4. 1970-71	2,008
5. 1977-78	1,983

**Single Season Fewest Field Goal Attempts**

1. 2020-21 (*COVID-19 affected)	1,262
2. 1984-85	1,468
3. 1983-84	1,534
4. 1985-86	1,537
5. 1992-93	1,557

**Single Season Field Goal Percentage**

1. 1982-83	.528 (845-1,620)
1979-80	.528 (1,095-2,075)
1976-77	.528 (1,048-1,982)
4. 1981-82	.519 (959-1,848)
5. 1975-76	.507 (975-1,922)

**Single Season Lowest Field Goal Percentage**

1. 1996-97	.406 (632-1,558)
2. 1989-90	.408 (690-1,690)
3. 2021-22	.423 (740-1,748)
4. 2017-18	.424 (690-1,627)
5. 2022-23	.428 (848-1,980)
6. 2020-21	.429 (542-1,262)
7. 2015-16	.430 (715-1,664)
8. 2000-01	.431 (795-1,846)
2019-20	.431 (739-1,713)

**Single Season 3-Point Field Goals**

1. 2022-23	295
2. 2004-05	283
3. 2021-22	264
4. 2016-17	263
5. 2006-07	239
6. 1999-00	233
7. 2003-04	232

**Single Season Fewest 3-Point Field Goals**

1. 1988-89	71
2. 1987-88	86
3. 1986-87	113
4. 1997-98	137
5. 1993-94	141

**Single Season 3-Point Field Goal Attempts**

1. 2022-23	835
2. 2004-05	759
3. 2021-22	754
4. 2016-17	748
5. 2019-20	659
6. 2003-04	658
7. 2015-16	651

**Single Season Fewest 3-Point Attempts**

1. 1988-89	189
2. 1987-88	236
3. 1986-87	309
4. 1997-98	391
5. 1992-93	394

**Single Season 3-Point Percentage**

1. 2001-02	.407 (200-492)
2. 1999-00	.398 (233-586)
3. 2006-07	.394 (239-606)
4. 1988-89	.376 (71-189)
5. 2004-05	.373 (283-759)

**Single Season Lowest 3-Point Percentage**

1. 2011-12	.301 (452-722)
2. 2015-16	.318 (207-651)
3. 2000-01	.319 (194-608)
4. 2019-20	.323 (213-659)
5. 2017-18	.329 (177-538)

**Single Season Free Throws**

1. 2010-11	530
2. 2018-19	518
3. 1993-94	511
4. 1977-78	508
5. 2016-17	501

**Single Season Fewest Free Throws**

1. 1973-74	278
2. 2020-21 (*COVID-19 affected)	282
3. 1972-73	286
4. 1988-89	325
5. 1983-84	344

**Single Season Free Throw Percentage**

1. 2022-23	.771 (441-572)
2. 1975-76	.761 (424-557)
3. 1978-79	.754 (500-663)
4. 2008-09	.747 (432-578)
5. 1979-80	.740 (470-635)
6. 1974-75	.734 (345-470)

**Single Season Lowest Free Throw Percentage**

1. 2013-14	.614 (432-704)
2. 2011-12	.626 (422-722)
3. 1999-00	.635 (386-608)
4. 2017-18	.641 (450-702)
1991-92	.641 (398-621)
1988-89	.641 (325-507)

**Single Season Turnovers**

1. 1995-96	553
2. 1977-78	538
3. 2016-17	525
4. 1987-88	509
5. 2002-03	501

**Single Season Fewest Turnovers**

1. 2020-21 (*COVID-19 affected)	340
2. 1982-83	366
3. 2014-15	390
4. 2021-22	391
5. 2018-19	392
6. 1975-76	402

**Single Season Steals**

1. 1977-78	380
2. 1979-80	366
3. 1981-82	349
4. 1972-73	345
5. 1976-77	296

**Single Season Assists**

1. 2003-04	520
2. 2004-05	512
3. 2008-09	478
4. 2009-10	474
5. 1999-00	473

**Single Season Blocks**

1. 2010-11	190
2. 2018-19	150
3. 2016-17	145
4. 2004-05	143
5. 2011-12	142

# Miscellaneous Records

## Single-Game Points (Combined)

253 vs. Clearwater Christian (12/6/75)

## Single-Game Points (Fewest Combined)

56 vs. Villanova-Miami (2/24/84)

## Most Points in a Loss

113 at Marshall (2/27/10)

## Longest Winning Streak

24 (1977-78)

First game of streak vs. Lawrence (100-77; 12/17/77)

Last game of streak vs. San Diego (77-71; 3/11/78)

## Longest Home Winning Streak

29\* (1977-79)

First game of streak vs. Lawrence (100-77; 12/17/77)

Last game of streak vs. Flagler (118-77; 1/27/79)

\*for regular season contests only

## Longest Road Winning Streak

7 (1998-99, 1977-78)

## Highest Scoring Margin

15.4 (1975-76)

## Triple-Doubles

Isaiah Sykes vs. East Carolina (2/9/13)

20 points, 16 rebounds, 11 assists

Isaiah Sykes vs. Stetson (12/20/12)

16 points, 11 rebounds, 10 assists

Kingsley Edwards vs. Troy (1/16/05)

10 points, 10 rebounds, 14 assists

Dexter Lyons at Troy (1/11/03)

14 points, 13 rebounds, 10 assists

## Single-Season 20-Point Games (D-I only)

Jermaine Taylor (2008-09) 24

## Career 20-Point Games (D-I only)

Jermaine Taylor (2005-09) 50

## Single-Season 30-Point Games (D-I only)

Jermaine Taylor (2008-09) 10

## Career 30-Point Games (D-I only)

Jermaine Taylor (2005-09) 14

## Single-Season 40-Point Games (D-I only)

Jermaine Taylor (2008-09) 1

Mark Jones (1997-98) 1

## Career 40-Point Games (D-I only)

Jermaine Taylor (2005-09) 1

Mark Jones (1997-98) 1

## Single-Game Points

1.	Clearwater Christian (12/6/75)	163
2.	Florida Memorial (1976-77)	135
3.	Clearwater Christian (12/8/73)	132
4.	Medgar Evers (12/18/75)	131
5.	Florida Tech (1/23/80)	130
6.	Missouri Baptist (1/4/79)	129
	at Flagler (1976-77)	129
8.	Florida Tech (1/14/72)	125
9.	Florida Tech (1976-77)	123
	at Florida Bible (1/7/72)	123
	Homestead AFB (2/5/71)	123
12.	Florida Tech (12/10/79)	122
13.	Elmhurst (1/10/79)	121
14.	Maine Machias (1/6/82)	119
15.	Flagler (1/26/79)	118
	Embry-Riddle (12/1/71)	118
17.	Hawthorne (1/26/72)	117
	New College (2/21/70)	117
19.	Florida Memorial (12/4/79)	116
	Blackburn (1/8/79)	116
	Edward Waters (1/21/76)	116
	Clearwater Christian (2/5/74)	116
	at Florida Bible (12/11/70)	116

## Victory Margin

74	Embry-Riddle (11/17/70)	111-37
73	Clearwater Christian (12/6/75)	163-90
67	McDill Air Force Base (11/30/71)	112-45
64	at Jones (12/9/69)	111-47
63	New College (1/13/70)	98-35
61	Medgar Evers (12/18/75)	131-70
61	Clearwater Christian (2/5/74)	116-55
61	at Florida Bible (1/7/72)	123-62
61	at Massey Tech (11/21/69)	99-38

## Margin of Defeat

54	at Florida State (12/25/88)	133-79
51	at Florida (11/24/84)	106-55
50	at North Carolina (12/2/89)	92-42
49	at Georgia (12/19/95)	103-54

## Most Overtime Games in a Season

1.	5	2022-23
	5	2006-07
3.	4	2014-15
	4	2007-08
	4	2001-02
	4	1994-95

## Most Overtime Periods in a Season

1.	7	2022-23
2.	6	2014-15
	6	2007-08
4.	5	2006-07
5.	4, 6 times	Most Recently 2013-14

## Most Overtime Wins in a Season

1.	3	2022-23
2.	2, 5 times	Most Recently 2014-15

## All-Time Overtime Record: 28-45





# Ranking History

## UCF in the National Rankings

Date	AP	Coaches
2/2/04	--	RV (3)
12/11/06	RV (3)	--
12/6/10	RV (28)	RV (4)
12/13/10	RV (62)	RV (12)
12/20/10	24	RV (47)
12/27/10	19	21
1/3/11	19	18
1/10/11	23	22
1/17/11	RV (10)	RV (18)
1/23/12	--	RV (3)
11/21/16	--	RV (1)
12/5/16	--	RV (1)
12/12/16	RV (2)	--
10/22/17	RV (1)	--
10/22/18	RV (15)	RV (5)
11/19/18	--	RV (2)
11/26/18	RV (3)	RV (9)
12/3/18	--	RV (5)
12/10/18	--	RV (7)
12/17/18	--	RV (7)
12/24/18	--	RV (8)
12/31/18	--	RV (9)
1/7/19	RV (6)	RV (14)
1/14/19	RV (17)	RV (26)
1/21/19	--	RV (3)
3/4/19	25	RV (22)
3/11/19	RV (62)	RV (27)
3/18/19	RV (9)	RV (3)
4/9/19	--	RV (79)
12/21/20	RV (6)	RV (3)
12/28/20	RV (2)	RV (5)

## UCF Games Played While Ranked (5-3)

Date	AP/Coaches	Opponent	Result
3/9/19	25/RV	at Temple	L, 67-62
3/4/19	25/RV	No. 19 Cincinnati	W, 58-55
1/15/11	23/22	at Southern Miss.	L, 86-69
1/8/11	19/18	at Houston	L, 76-71
1/5/11	19/18	Marshall	W, 65-58
12/30/10	19/21	Princeton	W, 68-62
12/29/10	19/21	Furman	W, 71-53
12/22/10	24/RV	at Massachusetts	W, 64-59

## UCF vs. Ranked Teams (8-54)

Date	Rank/Opponent	Result
1/25/23	No. 3 Houston	L, 82-71
12/31/22	at No. 3 Houston	L, 71-65
2/27/22	at No. 14 Houston	L, 70-52
1/29/22	No. 7 Houston	L, 63-49
12/1/21	at No. 20 Auburn	L, 85-68
1/17/21	at No. 11 Houston	L, 75-58
12/26/20	vs. No. 6 Houston	L, 63-54
12/19/20	at No. 15 Florida State	W, 86-74
3/24/19	vs. No. 1 Duke	L, 77-76
3/7/19	No. 19 Cincinnati	W, 58-55
3/2/19	at No. 6 Houston	W, 67-62
2/21/19	at No. 23 Cincinnati	L, 60-55
2/7/19	No. 12 Houston	L, 77-68
3/9/18	vs. No. 21 Houston	L, 84-56
3/1/18	No. 11 Wichita State	L, 75-71 (OT)
2/6/18	at No. 6 Cincinnati	L, 77-40
1/25/18	at No. 16 Wichita State	L, 81-62
1/16/18	No. 11 Cincinnati	L, 49-38
12/3/17	at No. 24 Alabama	W, 65-62
11/24/17	vs. No. 20 West Virginia	L, 83-45
3/11/17	vs. No. 12 SMU	L, 70-59
2/26/17	No. 15 Cincinnati	W, 53-49
2/8/17	at No. 11 Cincinnati	L, 60-50
11/20/16	vs. No. 3 Villanova	L, 67-57
1/10/16	at No. 15 SMU	L, 88-73
3/13/14	vs. No. 12 Cincinnati	L, 61-58
3/1/14	at No. 23 SMU	L, 70-55
2/19/14	No. 7 Cincinnati	L, 77-49
2/12/14	at No. 20 Memphis	L, 76-70
2/9/14	No. 22 Connecticut	L, 75-55
2/1/14	at No. 7 Louisville	L, 87-70
1/29/14	No. 22 Memphis	L, 69-59
1/23/14	at No. 15 Cincinnati	L, 69-51
12/31/13	No. 10 Louisville	L, 90-65
3/2/13	No. 17 Memphis	L, 76-67
2/13/13	at No. 22 Memphis	L, 93-71
11/23/12	at No. 7 Florida	L, 79-66
11/25/11	vs. No. 4 UConn	W, 68-63
11/14/11	at No. 24 Florida State	L, 73-50
12/1/10	vs. No. 16 Florida	W, 57-54 *
1/5/10	at No. 14 Ole Miss	L, 84-56
12/20/09	at No. 14 UConn	L, 60-51
2/9/08	at No. 1 Memphis	L, 85-64
11/23/07	vs. No. 18 Kansas State	L, 73-71 (OT)
11/22/07	vs. No. 19 Villanova	L, 76-68
1/31/07	No. 11 Memphis	L, 87-65
1/28/06	at No. 3 Memphis	L, 94-61
1/3/06	at No. 19 Kentucky	L, 59-51
12/3/05	at No. 11 Florida	L, 80-47
3/18/05	vs. No. 13 UConn	L, 77-71
3/19/04	vs. No. 6 Pittsburgh	L, 53-44
12/4/03	vs. No. 2 Florida	L, 59-39
12/12/02	No. 25 Coll. of Charleston	W, 82-64
11/27/98	at No. 7 Michigan State	L, 87-64
3/14/96	vs. No. 2 UMass	L, 92-70
12/19/95	at No. 19 Georgia	L, 103-54
3/17/94	vs. No. 6 Purdue	L, 98-67
12/7/91	at No. 5 North Carolina	L, 101-72
12/2/89	at No. 12 North Carolina	L, 92-42
12/28/88	vs. No. 10 Florida State	L, 97-64
11/25/88	at No. 17 Florida State	L, 133-79
11/27/84	at No. 17 Arkansas	L, 59-45

highest ranking at time of game is listed

\*win vacated by the NCAA

## Record Breakdown vs. Ranked Teams

No. 1	Top 5	Top 10	Top 25
0-2	1-9	2-20	8-54*

Home	Away	Neutral
3-11	3-28	2-15*

\* indicates win vacated by the NCAA (12/1/10)

# 1,000-Point Club

## 1. BO CLARK - 2,886

Year	GP	FG-A	3P-A	FT-A	Pts	Avg
1975-76	25	258-507	---	86-101	602	24.1
1976-77	28	331-677	---	144-172	806	28.8
1978-79	23	315-632	---	97-127	727	31.6
1979-80	28	311-602	---	129-161	751	26.8
<b>Totals</b>	<b>104</b>	<b>1215-2418</b>	<b>---</b>	<b>456-561</b>	<b>2886</b>	<b>27.8</b>

## 2. MIKE CLARK - 2,085

Year	GP	FG-A	3P-A	FT-A	Pts	Avg
1969-70	14	163-N/A	---	45-60	371	24.4
1970-71	26	280-551	---	158-225	718	27.6
1971-72	26	236-N/A	---	134-184	606	23.3
1972-73	26	166-387	---	58-98	390	15.0
<b>Totals</b>	<b>92</b>	<b>845-N/A</b>	<b>---</b>	<b>395-567</b>	<b>2085</b>	<b>22.7</b>

## 3. JERMAINE TAYLOR - 1,979

Year	GP	FG-A	3P-A	FT-A	Pts	Avg
2005-06	29	49-124	17-56	11-25	126	4.5
2006-07	31	139-293	63-152	54-76	395	12.7
2007-08	31	231-501	79-215	105-132	646	20.8
2008-09	31	291-606	92-245	138-170	812	26.2
<b>Totals</b>	<b>122</b>	<b>710-1524</b>	<b>251-668</b>	<b>308-403</b>	<b>1979</b>	<b>16.2</b>

## 4. JERRY PRATHER - 1,778

Year	GP	FG-A	3P-A	FT-A	Pts	Avg
1974-75	24	141-253	---	36-50	318	13.3
1975-76	25	130-224	---	39-57	299	12.0
1976-77	28	231-391	---	60-77	522	18.6
1977-78	30	277-472	---	85-152	639	21.3
<b>Totals</b>	<b>107</b>	<b>779-1340</b>	<b>---</b>	<b>220-336</b>	<b>1778</b>	<b>16.6</b>

## 5. KEN LEEKS - 1,763

Year	GP	FG-A	3P-A	FT-A	Pts	Avg
1988-89	25	143-247	0-0	82-145	368	14.7
1989-90	27	152-301	0-0	101-170	405	15.0
1990-91	27	162-330	0-0	109-160	473	18.5
1991-92	28	196-336	4-10	121-186	517	18.5
<b>Totals</b>	<b>107</b>	<b>653-1114</b>	<b>4-10</b>	<b>413-661</b>	<b>1763</b>	<b>16.5</b>

## 6. KEITH CLANTON - 1,718

Year	GP	FG-A	3P-A	FT-A	Pts	Avg
2009-10	32	115-242	4-21	77-116	311	9.7
2010-11	33	164-310	21-56	120-176	469	14.2
2011-12	33	176-382	39-116	89-152	480	14.5
2012-13	31	167-312	11-56	113-177	458	14.8
<b>Totals</b>	<b>129</b>	<b>622-1246</b>	<b>75-249</b>	<b>399-621</b>	<b>1718</b>	<b>13.3</b>

## 7. B.J. TAYLOR - 1,618

Year	GP	FG-A	3P-A	FT-A	Pts	Avg
2014-15	26	107-286	45-129	75-106	334	12.8
2016-17	29	165-399	48-141	126-175	504	17.4
2017-18	16	80-201	26-67	68-101	254	15.9
2018-19	33	139-362	61-164	187-240	526	15.9
<b>Totals</b>	<b>104</b>	<b>491-1248</b>	<b>180-501</b>	<b>456-622</b>	<b>1618</b>	<b>15.6</b>

## 8. ISAIAH SYKES - 1,545

Year	GP	FG-A	3P-A	FT-A	Pts	Avg
2010-11	32	49-87	0-0	29-61	127	4.0
2011-12	33	159-292	6-21	83-152	407	12.3
2012-13	31	182-398	16-50	116-188	496	16.0
2013-14	30	198-417	12-32	107-198	515	17.2
<b>Totals</b>	<b>126</b>	<b>588-1194</b>	<b>34-103</b>	<b>335-599</b>	<b>1545</b>	<b>12.3</b>

## 9. DARRYL DAVIS - 1,540

Year	GP	FG-A	3P-A	FT-A	Pts	Avg
1991-92	28	153-319	14-45	59-87	379	13.5
1992-93	27	178-360	45-96	88-119	489	17.2
1993-94	30	140-326	38-88	57-76	375	12.5
1994-95	27	112-289	32-97	41-58	297	11.0
<b>Totals</b>	<b>112</b>	<b>583-1294</b>	<b>129-326</b>	<b>245-340</b>	<b>1540</b>	<b>13.6</b>

## 10. D'QUARIUS STEWART - 1,387

Year	GP	FG-A	3P-A	FT-A	Pts	Avg
1996-97	26	73-159	28-67	21-28	195	7.5
1997-98	28	103-240	33-95	49-62	288	10.3
1998-99	28	148-325	49-134	44-61	389	13.9
1999-00	32	196-456	65-170	58-83	515	16.1
<b>Totals</b>	<b>114</b>	<b>520-1180</b>	<b>175-466</b>	<b>172-234</b>	<b>1387</b>	<b>12.2</b>

## 11. JOSH PEPPERS - 1,376

Year	GP	FG-A	3P-A	FT-A	Pts	Avg
2003-04	31	42-91	8-30	26-32	118	3.8
2004-05	32	143-315	58-156	76-100	420	13.1
2005-06	29	134-301	59-160	69-96	396	13.7
2006-07	31	150-330	55-145	87-115	442	14.3
<b>Totals</b>	<b>123</b>	<b>469-1037</b>	<b>180-491</b>	<b>258-343</b>	<b>1376</b>	<b>11.2</b>

## 12. PAT CROCKLIN - 1,295

Year	GP	FG-A	3P-A	FT-A	Pts	Avg
1985-86	23	124-260	---	79-107	327	11.7
1986-87	27	144-257	0-0	70-97	359	13.3
1987-88	27	108-217	0-0	68-116	284	10.5
1988-89	27	138-248	3-4	46-71	325	12.0
<b>Totals</b>	<b>104</b>	<b>514-982</b>	<b>3-4</b>	<b>263-391</b>	<b>1295</b>	<b>12.5</b>

## 13. DAN FAISON - 1,283

Year	GP	FG-A	3P-A	FT-A	Pts	Avg
1982-83	28	186-322	---	97-152	467	16.7
1983-84	28	177-362	---	69-127	423	15.1
1984-85	28	149-329	---	95-161	393	14.0
<b>Totals</b>	<b>84</b>	<b>512-1013</b>	<b>---</b>	<b>261-440</b>	<b>1283</b>	<b>15.3</b>

## 14. BENNIE SHAW - 1,238

Year	GP	FG-A	3P-A	FT-A	Pts	Avg
1974-75	24	252-490	---	100-135	604	25.2
1975-76	25	256-506	---	122-147	634	25.4
<b>Totals</b>	<b>49</b>	<b>508-996</b>	<b>---</b>	<b>222-282</b>	<b>1238</b>	<b>25.3</b>

## 15. BRAD TRAINA - 1,218

Year	GP	FG-A	3P-A	FT-A	Pts	Avg
1995-96	30	47-114	12-40	20-26	126	4.2
1996-97	26	88-221	36-111	47-65	259	10.0
1997-98	28	147-305	53-133	85-112	432	15.4
1998-99	24	134-271	55-135	78-98	401	16.7
<b>Totals</b>	<b>108</b>	<b>416-911</b>	<b>156-419</b>	<b>230-301</b>	<b>1218</b>	<b>11.3</b>

## 16. MARCUS JORDAN - 1,182

Year	GP	FG-A	3P-A	FT-A	Pts	Avg
2009-10	32	81-196	21-76	74-106	257	8.0
2010-11	33	145-357	45-135	165-213	500	15.2
2011-12	31	131-354	52-169	111-155	425	13.7
<b>Totals</b>	<b>96</b>	<b>357-907</b>	<b>118-380</b>	<b>350-474</b>	<b>1182</b>	<b>12.3</b>

## 17. PAUL REED - 1,182

Year	GP	FG-A	3P-A	FT-A	Pts	Avg
1999-00	32	140-274	0-1	84-128	364	11.4
2000-01	31	153-312	11-32	116-163	433	14.0
2001-02	28	150-298	6-21	79-112	385	13.8
<b>Totals</b>	<b>91</b>	<b>443-884</b>	<b>17-54</b>	<b>279-291</b>	<b>1182</b>	<b>13.0</b>

## 18. TACKO FALL - 1,160

Year	GP	FG-A	3P-A	FT-A	Pts	Avg
2015-16	30	96-128	0-0	29-52	221	7.4
2016-17	36	168-235	0-1	55-119	391	10.9
2017-18	16	79-103	0-0	23-50	181	11.3
2018-19	33	154-206	0-0	59-163	367	11.1
<b>Totals</b>	<b>115</b>	<b>497-672</b>	<b>0-1</b>	<b>166-384</b>	<b>1160</b>	<b>10.1</b>

## 19. MATT WILLIAMS - 1,105

Year	GP	FG-A	3P-A	FT-A	Pts	Avg
2012-13	26	42-112	37-96	10-13	131	5.0
2013-14	31	62-158	56-146	6-11	186	6.0
2014-15	1	0-3	0-3	4-4	4	4.0
2015-16	30	81-222	55-167	25-34	242	8.1
2016-17	36	178-455	126-328	60-74	542	15.1
<b>Totals</b>	<b>124</b>	<b>363-950</b>	<b>274-740</b>	<b>105-136</b>	<b>1105</b>	<b>8.9</b>

## 20. SINUA PHILLIPS - 1,028

Year	GP	FG-A	3P-A	FT-A	Pts	Avg
1990-91	27	116-268	28-96	53-90	313	11.6
1991-92	28	107-250	39-97	69-109	322	11.5
1992-93	26	90-212	30-85	67-118	277	10.7
1993-94	30	41-108	10-48	24-54	116	3.9
<b>Totals</b>	<b>111</b>	<b>354-838</b>	<b>107-326</b>	<b>213-371</b>	<b>1028</b>	<b>9.3</b>





# Addition Financial Arena



The UCF men's and women's basketball programs have called the beautiful 10,000-seat Addition Financial Arena their home since the start of the 2007-08 season. Located in the heart of Knights Plaza on the expansive north side of campus, the state-of-the-art facility opened in the fall of 2007 to packed crowds at multiple events.

Addition Financial Arena's unique design provides an intimate atmosphere for all students, alumni, fans and supporters, while creating an intimidating environment for opponents. With a raucous student section, dubbed the "Knightmare," Addition Financial Arena quickly became one of the more formidable basketball facilities in the southeast. The design offers perfect sight lines for all fans, giving every spectator a spectacular view.

Approximately 7,000 seats make up the lower bowl, with an additional 3,000 seats situated in the upper level. Club level seating is on the east side of the Arena, with exclusive access to the regal Black and Gold Club before, during and after each game.

The facility features 16 luxury boxes and suites, a club lounge, open concourse areas and numerous concession options. Fans benefit from a state-of-the-art audio and video system. The scoreboard located at center court features four video screens that show replays and player information with an LED ribbon board stretching around the bottom.

Patrons enter the building through a spacious lobby that has conveniently located concession and apparel stands. Updates to Addition Financial Arena and The Venue have taken place as of the summer of 2023.

Addition Financial Arena sits on the northern side of campus and is nestled in with UCF's other athletics facilities, including FBC Mortgage Stadium, The Venue, John Euliano Park and the UCF Soccer/Track Complex. FBC Mortgage Stadium also opened up during the same September week in 2007.

The arena is the centerpiece of an area that includes apartment-style dormitories with 2,000 total beds and about 100,000-square feet of retail space. Before and after games, fans can dine and shop at establishments like Barnes & Noble Bookstore, Burger U, Gringos Locos, Domino's, The Pop Parlour, Dunkin', Jimmy John's, Subway and Knightro's.

The neighboring retail area has room for 24 shops.

Addition Financial Arena also hosts premiere concerts along with UCF commencement ceremonies. The Central Florida Crusaders, expansion members of the National Indoor Soccer League, began fielding men's and women's teams in the venue for the 2022-23 season.

The arena is located directly in front of UCF's old home, The Venue, which re-opened following a year of massive renovations to create a new home for the women's volleyball program as well as dedicated practice facilities for both the men's and women's basketball programs. The Knights played in the former 5,100-seat building from 1991-2007.

Construction on the new facility began in November of 2005. The arena was designed by HOK Sports and constructed by KUD International.

The arena officially opened on Sept. 8, 2007, with a Reba McEntire concert. The first UCF event at the new arena occurred on Sept. 28, 2007, when the UCF volleyball team hosted East Carolina. The first UCF men's basketball game was a 63-60 victory over Nevada on Nov. 11, 2007 while the first women's contest was on Nov. 9, 2007, in 72-57 loss to Texas Tech.



Capacity	10,000
Construction Began	November 2005
Construction Completed	August 2007
Design	HOK Sports
Construction	KUD International
Cost	\$80 million
Luxury Suites	16
Lower Level Seats	5,598
Upper Level Seats	3,365
Club Seats	502
Concession Stands	7
Points of Sale	28
Video Boards	4
First UCF Game	UCF 63, Nevada 60 (11/11/07)

## Highest Single-Game Home Attendance Records

1.	10,011	Illinois (3/22/17)
2.	9,825	Memphis (1/10/09)
3.	9,460	Marshall (1/13/10)
4.	9,383	Houston (1/25/23)
5.	9,358	Michigan (12/30/21)
6.	9,347	Rice (1/22/11)
7.	9,343	Florida State (11/13/13)
8.	9,141	Cincinnati (3/7/19)
9.	9,094	Marshall (1/5/11)
10.	8,734	Memphis (1/18/12)
11.	8,727	Massachusetts (11/13/09)
12.	8,142	Houston (1/29/22)
13.	8,044	East Carolina (1/19/11)
14.	7,862	Houston (1/11/12)
15.	7,760	Southern Miss (1/28/12)
16.	7,653	USF (11/18/10)
17.	7,565	Cincinnati (1/16/18)
18.	7,514	Miami (11/12/19)

## Single-Season Home Attendance

1.	121,036 (6,370/19 games)	2010-11
2.	97,297 (5,723/17 games)	2011-12
3.	90,466 (4,523/20 games)	2012-13
4.	90,067 (5,298/17 games)	2013-14
5.	89,664 (5,274/17 games)	2022-23
6.	88,378 (4,651/19 games)	2016-17

## Addition Financial Arena Record by Coaches

Coach	Seasons	Addition Financial Record	Win Pct.
Kirk Speraw	3	34-13 / 12-13*	.723 / .480*
Donnie Jones	6	74-53 / 59-33*	.692 / .641*
Johnny Dawkins	7	82-27	.752

\*2008-09, 2009-10, 2010-11 victories vacated due to NCAA sanctions

## Season-by-Season Record in Addition Financial Arena

Season	Head Coach	Home Record
2007-08	Kirk Speraw	12-4
2008-09	Kirk Speraw	13-3 / 0-3*
2009-10	Kirk Speraw	9-6 / 0-6*
2010-11	Donnie Jones	15-4 / 0-4*
2011-12	Donnie Jones	16-1
2012-13	Donnie Jones	15-5
2013-14	Donnie Jones	10-7
2014-15	Donnie Jones	10-8
2015-16	Donnie Jones	8-8
2016-17	Johnny Dawkins	15-3
2017-18	Johnny Dawkins	12-4
2018-19	Johnny Dawkins	15-2
2019-20	Johnny Dawkins	10-6
2020-21	Johnny Dawkins	6-3
2021-22	Johnny Dawkins	13-3
2022-23	Johnny Dawkins	11-6
<b>16 Seasons</b>	<b>3 Head Coaches</b>	<b>190-73 / 153-73*</b>
		<b>.722 / .677 Win %</b>

\*2008-09, 2009-10, 2010-11 victories vacated due to NCAA sanctions

## UCF's Addition Financial Arena Winning Streaks

G	Began	Ended	Coach	Team to End Streak
14*	2/12/11	1/28/12	Donnie Jones	Southern Miss, 78-65
12**	2/6/08	1/10/09	Kirk Speraw	Memphis, 73-66
10	11/24/18	2/7/19	Johnny Dawkins	No. 12 Houston, 77-68
10*	11/12/10	1/19/11	Donnie Jones	East Carolina, 68-61
7	2/14/17	11/30/17	Johnny Dawkins	Missouri, 62-59
7	1/30/12	11/20/12	Donnie Jones	Middle Tennessee, 75-61
7*	3/7/09	12/30/09	Kirk Speraw	Jacksonville, 61-51
6	12/4/22	1/25/23	Johnny Dawkins	No. 3 Houston, 82-71
6	1/5/13	2/20/13	Donnie Jones	Marshall, 82-70
6	11/17/13	12/31/13	Donnie Jones	No. 10 Louisville, 90-65

\*Streak is actually 11 due to three consecutive home wins at the end of the 2010-11 season being vacated via to NCAA sanctions  
 \*\*Streak is actually four due to eight consecutive home wins to begin the 2008-09 season being vacated via to NCAA sanctions  
 \*entire winning streak vacated due to NCAA sanctions

# Honors and Awards

## Associated Press All-America

<b>Honorable Mention</b>	
Jermaine Taylor	2008-09

## Basketball Times All-America

<b>Third Team</b>	
Jermaine Taylor	2008-09

## Lefty Driesell Defensive All-America

Tacko Fall	2016-17
------------	---------

## NABC All-District

<b>First Team</b>	
B.J. Taylor	2018-19
Keith Clanton	2012-13
Isaiah Sykes	2012-13
Keith Clanton	2011-12
Jermaine Taylor	2008-09

## USBWA All-District

Jermaine Taylor	2008-09
-----------------	---------

## CoSIDA Academic All-District

Roberto Morentin	2003-04
------------------	---------

## American Athletic Conference Defensive Player of the Year

Tacko Fall	2016-17
------------	---------

## All-American Athletic Conference Team

<b>First Team</b>	
B.J. Taylor	2018-19

## Second Team

Taylor Hendricks	2022-23
Aubrey Dawkins	2018-19
B.J. Taylor	2016-17
Isaiah Sykes	2013-14

## Third Team

Darin Green Jr.	2021-22
Brandon Mahan	2020-21
Darius Perry	2020-21
Tacko Fall	2018-19

## Honorable Mention

A.J. Davis	2017-18
------------	---------

## American Athletic Conference All-Rookie Team

Taylor Hendricks	2022-23
Darius Johnson	2021-22
Isaiah Adams	2020-21
Adonys Henriquez	2014-15
B.J. Taylor	2014-15

## American Athletic Conference All-Tournament Team

Isaiah Sykes	2013-14
--------------	---------

## American Athletic Conference Player of the Week

Tacko Fall	3
Aubrey Dawkins	2
B.J. Taylor	1
Brandon Mahan	1

## American Athletic Conference Rookie of the Week

Taylor Hendricks	9
Isaiah Adams	3
Cesar DeJesus	3
Adonys Henriquez	3
B.J. Taylor	3
Darius Johnson	2
Tacko Fall	2
Darin Green Jr.	1
Justin McBride	1

## American Athletic Conference All-Academic Team

Michael Kalina	2022-23
Charlie May	2022-23
Poohpha Warakulnukroh	2022-23
Jayhlon Young	2022-23
Ryan Anders	2021-22
P.J. Edwards	2021-22
Darius Johnson	2021-22
Darius Perry	2021-22
Levy Renaud	2021-22
Ryan Anders	2020-21

Moses Bol	2020-21
Avery Diggs	2020-21
Ibrahim Dombia	2020-21
Xavier Grant	2020-21
Josh Kaplan	2020-21
Levy Renaud	2020-21
Isaac Ward	2020-21
Ryan Anders	2019-20
Frank Bertz	2019-20
Moses Bol	2019-20
Xavier Grant	2019-20
Matt Milon	2019-20
Levy Renaud	2019-20
Terrell Allen	2018-19
Ryan Anders	2018-19
Frank Bertz	2018-19
Anthony Catotti	2018-19
Tacko Fall	2018-19
Xavier Grant	2018-19
Levy Renaud	2018-19
Anthony Catotti	2017-18
Myles Douglas	2017-18
Tacko Fall	2017-18
Nathan Laing	2017-18
Chance McSpadden	2017-18
Collin Smith	2017-18
Anthony Catotti	2016-17
Aubrey Dawkins	2016-17
Nathan Laing	2016-17
Brock Stephenson	2016-17
Tacko Fall	2015-16
Matt Williams	2015-16
Staphon Blair	2014-15
Myles Davis	2014-15
Adonys Henriquez	2014-15
Isaiah Sykes	2013-14

## Baha Mar Hoops Bahamas Championship MVP

Taylor Hendricks	2022-23
------------------	---------

## Baha Mar Hoops Bahamas Championship All-Tournament Team

Taylor Hendricks	2022-23
C.J. Kelly	2022-23

## Nyrtle Beach Invitational MVP

Aubrey Dawkins	2018-19
----------------	---------

## Nyrtle Beach Invitational All-Tournament Team

Tacko Fall	2018-19
------------	---------

## Charleston Classic All-Tournament Team

Tacko Fall	2016-17
------------	---------

## C-USA Player of the Year

Jermaine Taylor	2008-09
-----------------	---------

## C-USA Coach of the Year

Kirk Speraw	2006-07
-------------	---------

## All-Conference USA

<b>First Team</b>	
Isaiah Sykes	2012-13
Keith Clanton	2011-12
Jermaine Taylor	2008-09

## Second Team

Keith Clanton	2012-13
Marcus Jordan	2010-11
Jermaine Taylor	2007-08
Josh Peppers	2006-07

## Third Team

Keith Clanton	2010-11
---------------	---------

## Conference USA All-Freshman Team

Keith Clanton	2009-10
Marcus Jordan	2009-10
A.J. Rompza	2008-09

## Conference USA All-Defensive Team

Isaiah Sykes	2012-13
Keith Clanton	2011-12
Dave Noel	2007-08

## Conference USA All-Academic Team

A.J. Rompza	2011-12
Isaac Sosa	2010-11
Isaac Sosa	2009-10

## Conference USA Player of the Week

Jermaine Taylor	7
Keith Clanton	5
Isaiah Sykes	3
A.J. Rompza	1
Josh Peppers	1
Isaac Sosa	1

## Conference USA Rookie of the Week

Marcus Jordan	1
Isaac Sosa	1
Matt Williams	1

## Conference USA Academic Honor Roll

Staphon Blair	2012-13
Tyler Coons	2012-13
Dylan Karell	2012-13
Isaac Lang	2012-13
Daiquan Walker	2012-13
Rod Days	2011-12
Bobby Horodyski	2011-12
A.J. Rompza	2011-12
Tom Herzog	2010-11
Marcus Jordan	2010-11
A.J. Rompza	2010-11
Isaac Sosa	2010-11
Keith Clanton	2009-10
Marcus Jordan	2009-10
Ben O'Donnell	2009-10
A.J. Rompza	2009-10
Isaac Sosa	2009-10
David Diakite	2008-09
Jakub Kusmieruk	2008-09
A.J. Rompza	2008-09
Isaac Sosa	2008-09
Amara Thompson	2008-09
Stanley Billings	2006-07
Adam Gill	2006-07
Taylor Young	2006-07
Will Bakanowsky	2005-06
Adam Gill	2005-06
Drew Speraw	2005-06
Jermaine Taylor	2005-06

## Atlantic Sun Player of the Year

Mark Jones	1997-98
------------	---------

## Atlantic Sun Defensive Player of the Year

Dexter Lyons	2003-04
--------------	---------

## Atlantic Sun Newcomer of the Year

Mark Jones	1997-98
Ochiel Swaby	1993-94

## All-Atlantic Sun

<b>First Team</b>	
Dexter Lyons	2003-04
Brad Traina	1998-99
Mark Jones	1997-98
Ochiel Swaby	1993-94

## Second Team

Gary Johnson	2004-05
Josh Peppers	2004-05
Roberto Morentin	2003-04
Ray Abellard	2002-03
Ray Abellard	2001-02
Paul Reed	2001-02
D'Quarius Stewart	1999-00
Brad Traina	1997-98
Harry Kennedy	1996-97
Ochiel Swaby	1994-95
Victor Saxton	1993-94

## Atlantic Sun Tournament MVP

Gary Johnson	2005
Dexter Lyons	2004
Harry Kennedy	1996
Victor Saxton	1994





# Honors and Awards

## Atlantic Sun All-Tournament Team

Gary Johnson	2005
Josh Peppers	2005
Josh Bodden	2004
Dexter Lyons	2004
Ray Abellard	2003
Ed Dotson	2003
Paul Reed	2000
D'Quarius Stewart	2000
Mario Lovett	1999
Mark Jones	1998
Harry Kennedy	1996
Eric Riggs	1996
Howard Porter	1996
Victor Saxton	1994
Ochiel Swaby	1994
Darryl Davis	1994

## Atlantic Sun Player of the Week

Ochiel Swaby	4
Mark Jones	2
Brad Traina	2
Ray Abellard	1
Josh Bodden	1
Gary Johnson	1
Dexter Lyons	1
Josh Peppers	1
Cory Perry	1
Victor Saxton	1

## Atlantic Sun Academic Honor Roll

Will Bakanowsky	2004-05
Adam Gill	2004-05
Adam Picow	2004-05
Albert Smidebush	2004-05
Adam Gill	2003-04
Roberto Morentin	2003-04
Adam Picow	2003-04
Josh Bodden	2002-03
Troy Lindbeck	2002-03
Roberto Morentin	2002-03
Ray Abellard	2001-02
Josh Bodden	2001-02
Tim Kiscaden	2001-02
Josh Bodden	2000-01
Joey Graham	2000-01
Stephen Graham	2000-01
Phil Hobbs	2000-01
Beronti Simms	2000-01
Jeremy Swan	2000-01
Jason Thornton	2000-01
Marius Boyd	1999-00
Sarath Degala	1999-00
Rafae Goicouria	1999-00
Kyle Schueller	1999-00
Jeremy Swan	1999-00
Mario Lovett	1998-99
Jason Thornton	1998-99
Inyo Cue	1997-98
Bucky Hodge	1997-98
Mark Jones	1997-98
Mario Lovett	1997-98
Tony Marlow	1997-98
Chad Steckline	1997-98
Jason Thornton	1997-98
Brad Traina	1997-98
Scott White	1997-98
Brian Conor	1996-97
Chad Steckline	1996-07
Scott White	1996-07
Stacey Castle	1995-96
Reid Ketteler	1995-96
Eric Riggs	1995-96
Brad Tice	1995-96
Brad Traina	1995-96
Tony Marlow	1994-95
Ted Portee	1993-94
Chuck Roberts	1993-94

## Abe Lemons Award (nation's top 3-point shooter)

Jason Thornton	1999-2000
----------------	-----------

## All-American South

### Second Team

Ken Leeks	1990-91
-----------	---------

## Associated Press D-II All-America

### Honorable Mention

Bennie Shaw	1974-75
-------------	---------

### Basketball Weekly D-II All-America

Bo Clark	1978-79
Bo Clark	1975-76

### NABC D-II All-America

Bo Clark	1979-80
Bo Clark	1978-79
Jerry Prather	1977-78
Bo Clark	1976-77

### NABC D-II Academic All-America

Jimmie Ferrell	1981-82
----------------	---------

### NCAA D-II All-Tournament Team

Jerry Prather	1978
---------------	------

### Sunshine State Coach of the Year

Chuck Machock	1983-83
Torchy Clark	1980-81
Torchy Clark	1977-78

### All-Sunshine State

#### First Team

Dan Faison	1983-84
Larry Gowins	1983-84
Ronnie Thornton	1982-83
Dan Faison	1982-83
Willie Edison	1981-82
Dean Rossin	1980-81
Bo Clark	1979-80
Gerald Jones	1979-80
Bo Clark	1978-79
Jerry Prather	1977-78
Cleveland Jackson	1977-78
Bo Clark	1976-77
Jerry Prather	1976-77

#### Second Team

Isaac McKinnon	1983-84
Ruben Cotton	1980-81
Roland Ebron	1980-81
Calvin Lingelbach	1976-77

### Honorable Mention

Jimmie Ferrell	1981-82
Dave Murray	1980-81
Jim Beachum	1980-81
Ruben Cotton	1979-80
Cleveland Jackson	1978-79
Wil Nix	1978-79

### Sunshine State All-Tournament Team

Willie Edison	1981-82
Eddie Rhodes	1981-82
Ronnie Thornton	1981-82
Roland Ebron	1980-81
Gerald Jones	1979-80

### UCF Athletics Hall of Fame

Bo Clark	1998
Torchy Clark	1998
Jerry Prather	1999
Mike Clark	2001
Calvin Lingelbach	2001
Ken Leeks	2004
Sinua Phillips	2006
Darryl Davis	2008
Bennie Shaw	2009
Jermaine Taylor	2021

### Sunshine State Hall of Fame

Bo Clark	1992
Torchy Clark	1992

# All-Time Alphabetical Roster

**--A--**

Abellard, Ray	2001-03
Adams, Isaiah	2020-22
Albers, Chuck	1971-72
Alexander, Sam	1984-86
Allen, Shemarri	2023-present
Allen, Terrell	2016-19
Allison, Ken	1980-81
Alok, Yuat	2018-19
Anders, Ryan	2018-22
Anderson, David	1994-95
Armitage, Steve	1972-74
Avant, Marcus	2003-05
Avery, Marchelus	2023-present

**--B--**

Baez, Chris	2008-09
Bakanowsky, Will	2002-05
Banyard, Nick	2016-17
Battle, Mike	2006-08
Beachum, Jim	1979-81
Beaton, George	1985-87
Belotte, Willy	1972-76
Bennett, Wayne	1969-70
Bertz, Frank	2018-20
Beste, Edsel	1986-90
Bethea, Eric	1984-85
Billings, Stanley	2006-08
Bodden, Josh	2000-04
Bol, Moses	2019-21
Boles, David	1976-78
Boles, Mike	1989-90, 1991-92
Borowicz, Jason	1993-94
Bowie, Tom	1971-72
Boyd, Marius	2000-03
Boyle, Brendan	2015-16
Blackwood, Bob	1986-90
Blair, Staphon	2012-16
Blue, Travis	1988-89
Brackins, Tony	1984-85
Breunig, Ross	1989-91
Brown, Bobby	1978-79
Brown, Chad	2015-19
Brown, Greg	1983-84
Buchanan, Darrell	1989-90
Burley, Keb	1989-90
Butler, Julian	1984-85
Butts, Patrick	1993-95

**--C--**

Callaway, Paul	1975-76
Callins, Angelo	1972-74
Candelaria, Mike	1980-81
Carr, Robin	1982-83
Carrion, Jeff	1981-82
Carter, Ray	1991-93
Cartwright, Chip	2006-08
Castle, Stacey	1995-96
Catotti, Anthony	2016-19
Clanton, Keith	2009-13
Clark, Bo	1975-77, 78-80
Clark, Mike	1969-72
Clements, Linn	1985-86
Collier, Marty	1987-88
Connor, Brian	1995-97
Coons, Tyler	2012-14
Cooper, Joe	1996-97
Corso, Bill	1974-75
Cotton, Ruben	1979-81
Crawford, Fred	1987-89
Crittler, Josh	2011-12
Crocklin, Pat	1985-89
Cubit, Tom	1983-86
Cue, Inyo	1996-97, 98-01

**--D--**

Danen, Todd	1973-74
Davis, A.J.	2014-18
Davis, Darryl	1991-95
Davis, Jarvis	2010-11
Davis, Jeff	1987-89
Davis, Jimmie	1978-79
Davis, Myles	2014-15
Davis, Shaheed	2014-16
Davis, Tony	2006-09
Dawkins, Aubrey	2016-19
Days, Rod	2011-13
Degala, Sarath	1999-00
DeJesus, Ceasar	2016-20
Denmon, Jarrod	1990-92
Diakite, David	2009-11
Diallo, Ibrahima	2023-present
Diggs, Avery	2019-2021
Diong, Cheikh Mbacke	2021-22
Dorschner, Jeff	1980-82
Dotson, Ed	2001-03
Douglas, Myles	2017-19
Doumbia, Ibrahim Famouke	2018-2021
Dube, Chris	2002-03
Durr, Michael	2022-23

**--E--**

Ebron, Roland	1979-81
Edison, Willie	1980-82
Edwards, Kingsley	2003-05
Edwards, P.J.	2021-23
Efianayi, Tanksley	2015-17
Elbana, Hany	2002-03
Emuobor, Comeh	2023-present

**--F--**

Faison, Dan	1982-85
Fall, Tacko	2015-19
Fenn, Carlos	1975-76
Ferrell, Jimmie	1980-83
Ferrell, Jimmy	1977-80
Flanagan, Jim	1970-71
Fluitt, Ed	1971-73
Fogle, Ken	1988-89
Foster, Eddie	1992-94
Freeman, Tyem	2021-23
Friday, John	1984-85, 86-87
Fuller Jr., Dre	2018-22
Fussell, Al	1980-81

**--G--**

Garcia, Nik	2009
Gates, Curtis	1985-86
Gaynor, P.J.	2008-12
Gelfand, Bryan	1998-99
Gill, Adam	2004-07
Goodwin, Brandon	2013-15
Gowins, Larry	1982-84
Graham, Brian	2001-02
Graham, Joey	2000-02
Graham, Stephen	2000-02
Granberry, Davin	1996-00
Grant, Xavier	2018-21
Green, Andre	1988-90
Green Jr., Darin	2019-22
Green, David	1974-76
Green, Devon	1994-95
Griffin, Dayon	2016-19

**--H--**

Haas, Paul	1978-80
Haas, Pete	1971-74
Haithcock, Stan	1986-88
Hall, Arnett	1972-74
Hammerberg, Ed	1989-90
Haney, Steven	2013-14
Harding, Ryan	1992-93
Harper, James	1992-93
Harmon, Jamon	2001-02
Haynes, Anthony	1989-91
Helmich, James	1981-82
Hendricks, Taylor	2022-23
Hendricks, Tyler	2022-present
Henriquez, Adonys	2014-16
Herrera, Abel	1994-95
Herzog, Tom	2010-11
Hill, Don	1969-70
Hinson, Denny	1990-91
Hinshaw, Darin	1993-94
Hobbs, Phil	2000-01
Hodge, Bucky	1997-99
Holmes, Marshall	2014-15
Horodyski, Bobby	2011-13
Horton, Ithiel	2022-23

**--I--**

Ingram, Dazon	2019-20
---------------	---------

**--J--**

Jackson, Cleveland	1977-79
Jacobs, Cummings	1985-86
Jacobs, Don	1969-70
James, Dennis	1978-79
Jenkins, Bob	1969-71
Jenkins, Demonne	1991-92
Jenson, Jerry	1981-82
Jessee, Rudi	1969-70
Johnson, Darius	2021-present
Johnson, Gary	2003-05
Johnson, Marcus	2004-06
Johnson Jr., Tony	2019-22
Jones, Antwann	2023-present
Jones, Gerald	1978-80
Jones, Mark	1997-98
Jones, P.J.	1993-94
Jordan, Jeff	2011-12
Jordan, Marcus	2009-12
Jump, Greg	1982-84

**--K--**

Kalina, Michael	2022-present
Kaplan, Josh	2020-21
Karell, Dylan	2012-15
Kelly, C.J.	2022-23
Kelly, Darwin	1991-92
Kennedy, Harry	1995-97
Kernaghan, Jeff	1971-74
Ketteler, Reid	1993-96
Kimbrough, Stan	1984-85
King, Rob	2012-13
Kiscaden, Tim	2001-02
Krull, Pete	1976-80
Kusmieruk, Jakub	2008-10
Kuzucan, Dogukan	2009-11





# All-Time Alphabetical Roster

--L--	
Lalone, Mike	1970-71
Langford Jr., DeMarr	2023-present
Laing, Nathan	2016-18
Lang, Isaac	2012-14
Lavender, Dennis	1984-85
Leath, Roy	1998-00
Lee, Kevin	2000-01
Leeks, Ken	1988-92
Legette, Albert	1991-92
Lemon, Kevin	1978-79
Lewis, Daniel	2017
Lewis, David	1975-76
Lilly, Don	1969-70
Lindbeck, Troy	2002-06
Lingelbach, Calvin	1973-77
Lockett, Lorenzo	1988-89
Loucks, Jacob	2006-07
Lovett, Mario	1996-99
Lyons, Dexter	2002-04

--M--	
Machowski, Nils	2023-present
Mahan, Brandon	2019-22
Marini, John	1985-88
Marini, Tony	1985-87
Marlow, Tony	1995-98
Martin, Wayne	2011-12
Mathis, Don	1969-72
Maton, Matt	1993-93
May, Charlie	2022-present
McBride, Justin	2013-16
McCombs, Dwight	2010-12
McCrimon, Zettie	1971-73
McCrotty, Eugene	2013-14
McDaniels, Jim	1973-74
McGee, Ken	1986-87
McGee, Marcus	2002-04
McKinnon, Isaac	1981-84
McSpadden, Chance	2015-19
Meeker, Doug	2002-03
Mekarski, Brian	1977-80
Miller, Al	1999-03
Miller, Mark	1978-79
Milon, Matt	2019-20
Mobley, Sean	2019-21
Mockus, Mintautas	2023-present
Morentin, Roberto	2002-04
Moretti, Evandro	2000-02
Morse, Tate	2016-18
Morton, Ben	1987-89
Mumin, Djordjije	2014-18
Murray, Dave	1982-84

--N--	
Newell, Calvin	2012-14
Nix, Wil	1975-79
Nnakwe, Ikechi	1999-00
Noel, Dave	2005-08
Noffke, Bill	1976-80

--O--	
O'Donnell, Ben	2009-10
O'Donnell, Mike	2005-08

--P--	
Page, Tom	1972-73
Payne, Lavell	2005-07
Payne, Omar	2023-present
Peppers, Josh	2003-07
Perry, Cory	1996-00
Perry, Darius	2020-22
Pettway, Jeff	1977-78
Phillips, Bob	1969-79
Phillips, Sinua	1990-94
Picow, Adam	2003-05
Pinkney, Vernon	1988-89
Portee, Ted	1993-95
Porter, Howard	1991-92, 93-96
Prather, Jerry	1974-78
Pringle, Bruce	1982-94
Pugh, Kory	2009

--R--	
Radovski, Nenad	1994-95
Reed, Paul	1999-02
Reid, Aundre	1983-84
Renaud, Levy	2018-22
Repas, Ivan	1969-79
Reynolds, Jamille	2020-22
Reynolds, Ryan	1998-99
Rhodes, Eddie	1981-82
Rhodes, Ed'Xavior	2021-22
Rice, Dan	1971-72
Riggs, Eric	1995-96
Roberson, Faronte	1985-87
Roberson, Greg	1990-91
Roberts, Chuck	1993-95
Rodgers, David	1974-75
Rogers, Dave	1974-75
Rompza, A.J.	2008-12
Rose, Justin	2004-06
Ross, Rob	2002-04
Rossin, Dean	1979-81
Rubin, Dan	1990-91

--S--	
Salerno, Russ	1969-70
Sanford, Ben	1974-79
Saxton, Victor	1992-94
Schueller, Kyle	1999-00
Scott, R.J.	2009-10
Scruggs, Vincent	1980-81
Sellers, Jaylin	2023-present
Shaw, Bennie	1974-76
Simms, Beronti	1997-01
Sisemore, Don	1974-75
Smidebush, Albert	2004-05
Smith, Collin	2017-20
Smith, Jeff	1974-75
Smith, John	1972-74
Smith, Kevin	1983-84
Sosa, Isaac	2008-11
Sparrow, Tyrone	1975-77
Speraw, Drew	2005-06, 2007-10
Spivey, Mike	1976-78
Spurlock, Tristan	2010-14
Stanley, Terrence	1982-83
Steckline, Chad	1996-97
Stephens, Carl	1977-79
Stephenson, Brock	2016-18
Stewart, D'Quarius	1996-00
Stokes, Earl	1969-70
Stout, Ben	2003-04
Suggs, Brandon	2022-23
Swaby, Ochiel	1993-95
Swan, Jeremy	2000-01
Sykes, Isaiah	2010-14
Sylla, Thierno	2022-present

--T--	
Tate, Ernie	1981-82
Taylor, B.J.	2014-19
Taylor, Jermaine	2005-09
Thioune, Lahat	2022-23
Thompson, Amara	2009-11
Thompson, David	1973-74
Thornton, Andre	2006-08
Thornton, Jason	1998-02
Thornton, Mark	1969-70
Thornton, Ronnie	1981-83
Tice, Brad	1995-96
Tormhohlen, Tommy	1989-91
Traina, Brad	1995-99
Tyler, A.J.	2008-11

--U--	
Ulvydas, Rokas	2016-18

--V--	
VanDeusen, Kirk	1991-93

--W--	
Walker, C.J.	2020-present
Walker, Daiquan	2012-16
Walker, James	1992-94
Wallen, Chris	1985-88
Warakulnukroh, Poohpha	2022-present
Ward, Isaac	2020-21
Weathers, Will	2008-09
West, Chris	1994-96
White, Scott	1996-98
Wilhete, Al	1975-76
Williams, Anthony	2004-06
Williams, Bill	1977-79
Williams, Matt	2012-17
Wilson, Kasey	2011-15
Wofford, Steve	1975-77
Woodford, Bryant	1986-88

--Y--	
Yotio, Jean Michel	2007-09
Young, Jayhlon	2022-23
Young, Taylor	2007-11

--Z--	
Zondervan, Kenrick	2005-09

# All-Time Numerical Roster

<b>--00--</b>	
Jeremy Swan	2000-01
Davin Granberry	1995-00
Ochiel Swaby	1993-95
<b>--0--</b>	
Charlie May	2023-present
Lahat Thioune	2022-23
Darius Johnson	2021-22
Yuat Alok	2018-19
Tanksley Efiyanayi	2016-17
Brendan Boyle	2015-16
Rod Days	2011-12
<b>--1--</b>	
Antwann Jones	2023-present
Jayhlon Young	2022-23
Tony Johnson	2019-22
B.J. Taylor	2014-19
Tristan Spurlock	2011-14
R.J. Scott	2009-10
Jermaine Taylor	2005-09
Marcus Avant	2003-05
Chris Dube	2002-03
<b>--2--</b>	
Shemarri Allen	2023-present
Michael Durr	2022-23
Darius Perry	2020-22
Matt Milon	2019-20
Terrell Allen	2016-19
Wayne Martin	2011-12
Jarvis Davis	2010-11
Ben O'Donnell	2009-10
Tony Davis	2007-09
Lavell Payne	2005-07
Doug Meeker	2002-03
<b>--3--</b>	
Darius Johnson	2022-present
Isaiah Adams	2020-22
Dre Fuller Jr.	2018-20
A.J. Davis	2014-18
Isaiah Sykes	2012-14
A.J. Rompza	2008-12
Dave Noel	2005-08
Al Miller	1999-03
Willie Edison	1981-82
Vincent Scruggs	1980-81
<b>--4--</b>	
Comeh Emuobor	2023-present
Brandon Suggs	2022-23
Jamille Reynolds	2020-22
Ceasar DeJesus	2016-20
Daiquan Walker	2012-16
Kory Pugh	2009
Mike O'Donnell	2005-08
Dexter Lyons	2002-04
Mario Lovett	1996-01
Brad Tice	1995-96
Nenad Radovski	1994-95
James Walker	1992-94
Edsel Bester	1989-90
Greg Brown	1983-84
Eddie Rhodes	1981-83
Mike Candelaria	1980-81
<b>--5--</b>	
Omar Payne	2023-present
P.J. Edwards	2021-23
Avery Diggs	2019-21
Myles Douglas	2017-19
Djordjije Mumin	2015-17
Eugene McCrory	2013-14
Rod Days	2012-13
Marcus Jordan	2009-12
Will Weathers	2008-09
Chip Cartwright	2006-08
Gary Johnson	2003-05
Marcus McGee	2002-04

Jamon Harmon	2001-02
Inyo Cue	1997-01
Harry Kennedy	1995-97
Darryl Davis	1991-95
Dan Faison	1982-84
Jeff Carrion	1981-82
Cleveland Jackson	1978-79
<b>--10--</b>	
Mintautas Mockus	2023-present
Poohpha Warakulnukroh	2022-23
Levy Renaud	2019-22
Dayon Griffin	2016-19
Adonys Henriquez	2014-16
Tyler Coons	2012-14
Dwight McCombs	2010-12
Drew Speraw	2005-10
Kingsley Edwards	2003-05
Ray Abellard	2001-03
Phil Hobbs	2000-01
Bryan Gelfand	1998-99
Chad Steckline	1996-98
Abel Herrera	1994-96
P.J. Jones	1993-94
Matt Maton	1992-93
Fred Crawford	1987-89
Faronte Roberson	1985-87
Stan Kimbrough	1984-85
Jerry Prather	1975-76
<b>--11--</b>	
Ibrahima Diallo	2023-present
Tyem Freeman	2021-23
Xavier Grant	2019-21
Rokas Ulvydas	2016-18
Brandon Goodwin	2014-15
Calvin Newell	2012-14
Bobby Horodyski	2011-12
Isaac Sosa	2008-11
Mike Battle	2006-08
Vernon Pinkney	1989-90
Kevin Smith	1983-84
Jimmie Ferrell	1980-83
Jerry Prather	1976-78
<b>--12--</b>	
DeMarr Langford Jr.	2023-present
Ithiel Horton	2022-23
Ed'Xavier Rhodes	2021-22
Dazon Ingram	2019-20
Xavier Grant	2018-19
Matt Williams	2012-17
Taylor Young	2007-11
Adam Picow	2003-05
Tim Kiscaden	2001-02
Kevin Lee	2000-01
Kyle Schueller	1999-00
Cory Perry	1996-98
David Anderson	1994-95
Sinua Phillips	1990-94
Keb Burley	1989-90
Vernon Pinkney	1988-89
Chris Wallen	1984-88
Don Sisemore	1974-76
<b>--13--</b>	
Marchelus Avery	2023-present
C.J. Kelly	2022-23
Brandon Mahan	2019-22
Levy Renaud	2018-19
Daniel Lewis	2017
Tanksley Efiyanayi	2015-16
Jeff Jordan	2011-12
Jakub Kusmieruk	2009-10
Kenrick Zondervan	2005-09
Roberto Morentin	2002-04
Greg Jump	1983-84
Jerry Jensen	1981-83
Brian Mekarski	1979-80
Mark Miller	1978-79
Mike Spivey	1976-78

David Lewis	1975-76
<b>--14--</b>	
Michael Kalina	2022-present
Ibrahim Famouke Doumbia	2018-21
Nick Banyard	2016-17
Dogukan Kuzucan	2010-11
Andre Thornton	2007-08
Joey Graham	2000-02
Sarath Degala	1999-00
Ryan Reynolds	1998-99
Brian Connor	1995-97
Ted Portee	1993-95
Ryan Harding	1991-93
Travis Blue	1987-90
Edsel Bester	1986-87
Calvin Lingelbach	1973-77
<b>--15--</b>	
Tyler Hendricks	2022-present
Isaac Ward	2020-21
Aubrey Dawkins	2016-19
Dylan Karell	2012-15
David Diakite	2008-11
Dave Murray	1982-84
Willie Edison	1980-81
Dennis James	1978-79
Cleveland Jackson	1977-78
<b>--20--</b>	
Poohpha Warakulnukroh	2023-present
Sean Mobley	2020-21
Frank Bertz	2018-20
Brock Stephenson	2016-18
Myles Davis	2014-15
Dogukan Kuzucan	2009-10
Chris Baez	2008-09
Tony Davis	2006-07
Troy Lindbeck	2002-06
Jason Thornton	1998-02
Inyo Cue	1996-97
Patrick Butts	1993-95
Ray Carter	1991-93
Dan Rubin	1990-91
Pat Crocklin	1986-89
Cummings Jacobs	1985-86
Julian Butler	1984-85
Wil Nix	1975-76
<b>--21--</b>	
C.J. Walker	2020-present
Chad Brown	2015-19
Isaac Lang	2012-14
P.J. Gaynor	2008-12
Stanley Billings	2006-08
Justin Rose	2004-06
Marius Boyd	2000-03
Brad Traina	1995-99
Jason Borowicz	1993-94
Mike Boles	1987-92
Larry Gowins	1983-84
Roland Ebron	1980-81
Wil Nix	1976-79
Carlos Fenn	1975-76
Willy Belotte	1972-76
<b>--22--</b>	
Nils Machowski	2023-present
Darin Green Jr.	2019-22
Chance McSpadden	2015-19
Brandon Goodwin	2013-14
Rob King	2012-13
Kasey Wilson	2011-12
Amara Thompson	2009-11
Cordell Pope	2007-08
Andre Thornton	2006-07
Marcus Johnson	2004-06
Rob Ross	2002-04
Brian Graham	2001-02
D'Quarius Stewart	1996-00
Howard Porter	1992-96





# All-Time Numerical Roster

Denny Hinson	1990-91
Edsel Bester	1987-89
Bryant Woodford	1986-87
James Teague	1985-86
Bob Machock	1984-85
Bennie Shaw	1974-76

**--23--**

Howard Porter	1991-92
Bo Clark	1975-77, 78-80
Rudi Jessee	1969-71

**--24--**

Jaylin Sellers	2023-present
Charlie May	2022-23
Dre Fuller Jr.	2020-22
Tacko Fall	2015-19
Djordjije Mumin	2014-15
Steven Haney	2013-14
Josh Crittle	2011-12
Nik Garcia	2009-10
Stephen Graham	2000-02
Cory Perry	1998-00
Tony Marlow	1994-98
Eddie Foster	1992-94
Albert Legette	1991-92
Anthony Haynes	1989-91
Jeff Davis	1988-89
Edsel Bester	1987-88
Pat Crocklin	1985-86

**--25--**

Taylor Hendricks	2022-23
Ryan Anders	2018-22
Tate Morse	2016-18
Marshall Holmes	2014-15
A.J. Tyler	2008-11
Adam Gill	2004-07
Ed Dotson	2001-03
Ikechi Nnakwe	1999-00
Mark Jones	1997-98
Stacey Castle	1995-96
Devon Green	1994-95
Ulyen Coleman	1983-84
Tony Moore	1981-82
Jim Beachum	1979-81
Brian MekarSKI	1977-79
Mike Clark	1969-72

**--30--**

Sean Mobley	2019-20
Anthony Catotti	2017-18
Josh Peppers	2003-07
Hany Elbana	2002-03
Beronti Simms	1997-01
Chuck Roberts	1993-95
Eddie Hammerberg	1990-91
Ken Fogle	1988-89
Stan Haithcock	1987-88
Tom Cubit	1984-86
Steve Wofford	1975-77
David Thompson	1973-75
Mark Thornton	1971-73

**--31--**

Thierno Sylla	2022-present
Anthony Catotti	2018-19
Floyd Henry	1982-83
Jeff Dorschner	1981-82
Joe Burgess	1980-81
Ruben Cotton	1978-79
Lee Riley	1976-78
Ivan Repas	1969-70

**--32--**

Kasey Wilson	2012-15
Isaiah Sykes	2010-12
Albert Smidebush	2004-05
Ben Stout	2003-04

Paul Reed	1999-02
Scott White	1996-98
Reid Ketteler	1993-96
Tommy Tormohlen	1989-90
Lorenzo Lockett	1988-89
Marty Collier	1987-88
Ken McGee	1986-87
Curtis Gates	1985-86
John Friday	1984-85
Dave Rogers	1974-75
Bob Jenkins	1969-71

**--33--**

Moses Bol	2019-21
Djordjije Mumin	2017-18
Shaheed Davis	2014-16
Keith Clanton	2009-13
Jakub Kusmieruk	2008-09
Anthony Williams	2004-06
Josh Bodden	2000-04
Roy Leath	1998-00
James Harper	1992-93
Demonne Jenkins	1991-92
Ross Breunig	1989-91
James Helmich	1981-82
Ruben Cotton	1979-81
Bobby Brown	1978-79
David Boles	1976-78
Earl Stokes	1969-70

**--34--**

Cheikh Mbacke Diong	2021-22
Justin McBride	2013-16
Jean Michel Yotio	2007-09
Jacob Loucks	2006-07
Joe Cooper	1996-97
Eric Riggs	1995-96
Victor Saxton	1992-94
Tommy Tormohlen	1990-91
Bob Blackwood	1987-90
George Beaton	1985-87
Tony Brackins	1984-85
Wayne Bennett	1969-70

**--35--**

Collin Smith	2017-20
Will Bakanowsky	2002-05
Evandro Moretti	2000-02
Jeremy Swan	1999-00
Bucky Hodge	1998-99
Chris West	1994-96
Greg Roberson	1990-91
Tom Cubit	1983-84
Ron Thornton	1981-83
Gerald Jones	1978-80
Don Jacobs	1969-70

**--40--**

Jarrod Denmon	1990-92
Darrell Buchanan	1989-90
Jeff Davis	1987-88

**--41--**

Tom Herzog	2010-11
Darin Hinshaw	1993-94
Darwin Kelly	1991-92
Isaac McKinnon	1979-84
Kevin Lemon	1978-79
Bill Noffke	1976-80

**--42--**

Kirk VanDeuesen	1991-93
Andre Green	1989-90
John Friday	1986-87
Linn Clements	1985-86
Dennis Lavender	1984-85

**--43--**

Robin Carr	1982-83
Ken Allison	1980-81

Roland Ebron	1979-80
Jeff Pettitway	1977-78
Russ Salerno	1969-70

**--44--**

Ken Leeks	1988-92
John Marini	1985-88
Sam Alexander	1984-85
Jeff Dorschner	1980-81
Paul Calloway	1975-76
Jeff Smith	1974-75
Bob Phillips	1969-70

**--45--**

Al Fussell	1980-81
Pete Krull	1976-80
David Green	1974-76

**--50--**

Ben Morton	1987-89
Stan Haithcock	1986-87
Tony Marini	1985-87
Eric Bethea	1984-85

**--51--**

Nathan Laing	2016-18
Bruce Pringle	1983-84
Ernie Tate	1981-82
Dean Rossin	1979-81
Carl Stephens	1977-79

**--52--**

Staphon Blair	2012-16
Andre Green	1988-89

**--53--**

Paul Haas	1978-79
Bill Williams	1977-79

**--54--**

Bob Blackwood	1986-87
Sam Alexander	1985-86
Don Mathis	1969-72

**--55--**

Ernie Tate	1981-82
Jeff Dorschner	1980-81
Paul Haas	1979-80
Jimmie Davis	1978-79
Don Hill	1969-70

*(complete jersey numbers not available from the 1970-71 through 1973-74 seasons)*

# Knights in the NBA



**Jermaine Taylor**



**Tacko Fall**



**Mark Jones**

## All-Time NBA/G-League Roster

Player (Years at UCF)	Organization(s)	Season(s)	GP
Chad Brown (2015-19)	Dallas Mavericks*	2019-20	0
	Texas Legends (G-League)	2019-20	42
A.J. Davis (2014-18)	Delware Blue Coats (G-League)	2018-19	2
	Stockton Kings (G-League)	2019-20	1
Aubrey Dawkins (2016-19)	New Orleans Pelicans*	2019-20	0
	Erie Bayhawks (G-League)	2019-20	37
	Ignite (G-League)	2022-23	8
Tacko Fall (2015-19)	<b>Boston Celtics</b>	<b>2019-21</b>	<b>26</b>
	Maine Red Claws (G-League)	2019-20	29
	<b>Cleveland Cavaliers</b>	<b>2021-22</b>	<b>11</b>
	Cleveland Charge (G-League)	2021-22	26
	<b>Utah Jazz</b>	<b>2023-present</b>	<b>TBD</b>
Taylor Hendricks (2022-23)	<b>Orlando Magic</b>	<b>2004-05</b>	<b>10</b>
Mark Jones (1997-98)	Canton Charge (D-League)	2014-15	4
Tristan Spurlock (2010-14)	Delware 87ers (D-League)	2015-16	0
	Los Angeles Clippers*	2019-20	0
B.J. Taylor (2014-19)	Agua Caliente Clippers (G-League)	2021-22	0
	Cleveland Charge (G-League)	2021-22	0
	Salt Lake City Stars (G-League)	2021-22	2
Jermaine Taylor (2005-09)	<b>Houston Rockets</b>	<b>2009-10</b>	<b>39</b>
	<b>Sacramento Kings</b>	<b>2010-11</b>	<b>26</b>
	Rio Grande Valley (D-League)	2009-10, 2011-12	22
	Maine Red Claws (D-League)	2013-15	32
	Idaho Stampede/Salt Lake City Stars (D-/G-League)*	2014-15, 2016-18	17/64
Matt Williams (2012-17)	<b>Miami Heat</b>	<b>2017-18</b>	<b>3</b>
	Sioux Falls Skyforce (G-League)	2017-18	43

\* - Signed Exhibit 10 contract, but did not play for team  
 \* - Idaho Stampede franchise renamed to Salt Lake City Stars to begin 2016 season  
 Bold indicates playing a game for an NBA franchise  
 NBA D-League rebranded to NBA G-League for the 2017-18 season  
 All-Time NBA/G-League Roster updated following 2023 NBA Draft



**Matt Williams**

## Draft History

NBA Draft				
Name	Year	Rd.	Pick	Team
Taylor Hendricks	2023	1	9	Utah
Jermaine Taylor	2009	2	32	Washington
Bennie Shaw	1976	9	146	Milwaukee

NBA D-League/G-League Draft				
Name	Year	Rd.	Pick	Team
B.J. Taylor	2021	1	16	Cleveland
Tristan Spurlock	2014	2	29	Canton
Dave Noel	2008	8	56	Reno
Dexter Lyons	2006	3	24	Idaho

CBA Draft				
Name	Year	Rd.	Pick	Team
Brad Traina	1999	9	78	Grand Rapids
Mark Jones	1998	4	35	Fort Wayne
Ken Leeks	1992	4	51	Quad City



**Taylor Hendricks**



**5**  
NBA players

**115**  
NBA games played  
and counting





# Knights in the Pros

## Marcus Avant

Selcuk Univ. (Turkey)	2005
Pennsylvania (USBL)	2006
Worthing (England)	2007
Gwinnett (WBA)	2008

## Nick Banyard

Aomori Watts (Japan)	2017-18
Rayos de Hermosillo (Mexico)	2018
North-West Thunder (Australia)	2018-19
Ovarense Basquetbol (Portugal)	2019-20
GfE Maille Matrix (D.R.)	2021
KB Rahoveci (Kosovo)	2021-22
Anorthosis Ammochostou (Greece)	2022-present

## Mike Battle

Barreteros de Zacatecas (Mexico)	2012-13
Universidad de Managua (Nicaragua)	2013
Heartland (ABL)	2013

## Stanley Billings

Bravos de Piedras Negras (Mexico)	2008
-----------------------------------	------

## Staphon Blair

Aalstar (Belgium)	2016-17
KK Ibar Rozaje (Montenegro)	2017
Bosna-Royal (Bosnia)	2017
Sencur (Slovenia)	2018
Ililabum Clube (Portugal)	2018-19
Blackwater Elite (Philippines)	2019
Fukushima (Japan)	2019-20
Angers (France)	2020-21
A.C.E. League (Orlando)	2021
Al Sulaiyikhat (Kuwait)	2021-22
Diablos de Miranda (Venezuela)	2022
Toros de Aragua (Venezuela)	2022
Al Alhy Benghazi (Libya)	2022
Al Sulaiyikhat (Kuwait)	2022
Panteras de Miranda (Venezuela)	2023-present

## Chad Brown

Dallas Mavericks (NBA)	2019-20
Texas Legends (NBA G-League)	2019-20
Charilaos (Greece)	2020
Guelph Nighthawks (Canada)	2021
Peristeri (Greece)	2021-22
Merkezefendi Belediyesi Denizli (Turkey)	2022
Hapoel Gilboa Galil (Israel)	2022-23
Uralmash Yekaterinburg (Russia)	2023-present

## Keith Clanton

Anwil (Poland)	2013-14
Seoul Samsung (S. Korea)	2014-15
Leones De Ponce (Puerto Rico)	2015
Hapoel Be'er Sheva (Israel)	2015-16
PAOK (Greece)	2016-17
Lukoil Academic (Bulgaria)	2017-18
Levski Sofia (Bulgaria)	2018
Rethymno Cretan Kings (Greece)	2018-19
Steaua Bucuresti (Romania)	2019-20
Yamagata (Japan)	2020-21
Dinamo Bucuresti (Romania)	2021-22
Lions de Geneve (Switzerland)	2022-23
Spinelli Massagno (Switzerland)	2023-present

## Inyo Cue

Plymouth (England)	2002-03
--------------------	---------

## AJ Davis

KB Sigal Prishtina (Kosovo)	2018
Brisbane Bullets (Australia)	2019
Delaware Blue Coats (NBA G-League)	2019
Stockton Kings (NBA G-League)	2019
Reales de La Vega (Dominican Republic)	2019-20
BC Lulea (Sweden)	2020
Charilaos Trikoupi (Greece)	2020-21
Mauricio Baez (D.R.)	2020-21
Nuernberg Falcons BC (Germany)	2021-22
Niagara River Lions (Canada)	2021-22
Apollon Patras (Greece)	2022-23
Niagra River Lions (Canada)	2023-present

## Shaheed Davis

Sheffield Sharks (England)	2016
Al Niff (Iraq)	2016-17
Academic Plovdiv (Bulgaria)	2017
KK Fenil Industries (Macedonia)	2017
Cherkasy (Ukraine)	2017-18
Pallacanestro Cantu (Italy)	2018-19
Fukushima Firebonds (Japan)	2019-20
Kumamoto Volters (Japan)	2020-21
Hapoel Eilat (Israel)	2021
Alba Fehervar (Hungary)	2021-22
Lavrio (Greece)	2022
Tainan TSG GhostHawks (Taiwan)	2022-23
Anorthosis Ammohostou (Cyprus/Asia)	2023-pres.

## Aubrey Dawkins

New Orleans Pelicans (NBA)	2019-20
Erie Bayhawks (NBA G-League)	2019-20
BG Goettingen (Germany)	2020-21
Turk Telekom Ankara (Turkey)	2021-22
Ignite (NBA G-League)	2022-23
Fruiti Extra Bursaspor (Turkey)	2022-23
SC Derby (Montenegro)	2023-present

## Ed Dotson

Snaefell (Iceland)	2003-04
Korihait (Finland)	2004-05
Woon Aris (Holland)	2005-06
Oliveirense (Portugal)	2006
Quefuz (Portugal)	2007
Trujillo (Spain)	2008

## Tank Eflanyai

Bipa Basket Odessa (Ukraine)	2017-18
BC Balkan (Bulgaria)	2018-19
KK Gostivar (Macedonia)	2019
Puente Alto (Puerto Rico)	2019-20
Obera (Argentina)	2020-2021
Club Urunday (Uruguay)	2021-23
Guaiqueries (Venezuela)	2023
Plateros (Mexico)	2023-present

## Tacko Fall

Boston Celtics (NBA)	2019-2021
Maine Red Claws (NBA G-League)	2019-2020
Cleveland Cavaliers (NBA)	2021-22
Cleveland Charge (NBA G-League)	2021-22
Xinjiang Flying Tigers (China)	2022-23
Nanjing Tongxi Monkey Kings (China)	2023-present

## P.J. Gaynor

West Palm Beach (ABL)	2012-13
-----------------------	---------

## Dayon Griffin

KB Feronekeli (Kosovo)	2019-20
Hydro Truck (Poland)	2020-2021
Ternopil-Tneu (Ukraine)	2021-22
Kaposvari (Hungary)	2022
Szolnok (Hungary)	2022-23
Wuerzburg (Germany)	2022-23
Sopron KC (Hungary)	2023-present

## Taylor Hendricks

Utah Jazz (NBA)	2023-present
-----------------	--------------

## Gary Johnson

UCC Demons (Ireland)	2005-06
Bochum (Germany)	2006-07
Dortmund (Germany)	2007-08
Herten (Germany)	2008-09
Chemnitz (Germany)	2009-12
Dusseldorf (Germany)	2012-13
Gotha (Germany)	2013-14
Wohnbau (Germany)	2014-16
Bochum (Germany)	2016-17

## Mark Jones

Morges (Switzerland)	1999-00
Florida (USBL)	2000
Idaho (CBA)	2000
Bourg-en-Breese (France)	2000-01
Barangay Ginebra (Philippines)	2001
Chalon (France)	2001-02
Great Lakes (CBA)	2004-05
Orlando Magic (NBA)	2005
BC Kyiv (Ukraine)	2005-06
Colorado (NBA D-League)	2007

## C.J. Kelly

Monferrato (Italy)	2023-present
--------------------	--------------

## Ken Leeks

Racing Avellaneda (Argentina)	1996-97
Red Wolves (Japan)	1997-98
Guiqueries de Margarita (Venezuela)	1998
Tadamon (Lebanon)	1998-99
Osorno (Chile)	1999-00
Carolina (Puerto Rico)	2000
CAB Madeira (Portugal)	2000-01
Gimnasia Indalo (Argentina)	2001-02
Shakhter Irkutsk (Russia)	2002
Leneros de Los Mina (Dominican)	2002
San Lazaro (Dominican Republic)	2003
CAB Madeira (Portugal)	2003-04
Deportes Castro (Chile)	2004
Rosalía de Castro (Spain)	2004-05
Provincial Osorno (Chile)	2005-07

## Dexter Lyons

Almere (Holland)	2004-05
Darussafaka (Turkey)	2005-06
Basket Esch (Luxembourg)	2007
San Lazaro (Dominican Republic)	2007
Illescas (Spain)	2007-08
Alcazar (Spain)	2009-11
St. Vallier (France)	2011
Miyazaki SS (Japan)	2011-12
Takamatsu FA (Japan)	2012-15

## Dwight McCombs

West Palm Beach (ABL)	2012-13
London Lightning (Canada)	2013-14
Mississauga Power (Canada)	2013-14
San Isidro (Argentina)	2014-15
Cuxhaven (Germany)	2015-16
Juvenil (Ecuador)	2016
CDE Talca (Chile)	2016-17
Soles de Santo Domingo (Dominican Rep.)	2017
Sol de America Asuncion (Paraguay)	2017

## Matt Milon

Starwings (Switzerland)	2020-21
CS Phoenix Galati (Romania)	2021-22
Fribourg Olympic (Sweden)	2022-present

## Roberto Morentin

Etosa (Spain)	2004-05
Gijon (Spain)	2005-06
Grupo Capitol (Spain)	2006-07
Leche Rio (Spain)	2007-08
Melilla (Spain)	2009-10
C.B. Murcia (Spain)	2010-11
Menorca (Spain)	2011-12
Caceres (Spain)	2012-13
Ourense (Spain)	2013-14
Bordeaux (France)	2014-15
Dax-Gamarde (France)	2015-17

## Calvin Newell

Mornar Bar (Montenegro)	2014
-------------------------	------

## Dave Noel

Reno (NBA D-League)	2008-10
Dinamo Tbilisi (Georgia)	2011
Bayeruth (Germany)	2012
Apollon (Cyprus)	2012

# Knights in the Pros

## LaVell Payne

CSKA (Bulgaria)	2007-08
Pardubice (Czech Republic)	2008-09
Lievin (France)	2009-10
Moutahed (Lebanon)	2010-11
Osaka Evessa (Japan)	2011-12
Moscow (Russia)	2012-13
Reales De La Vega (Dominican)	2013
Cupes de Los Pepines (Dominican Rep.)	2014
Indios de San Francisco (Dominican Rep.)	2015
Centaurus de Chihuahua (Mexico)	2016-17
Caneros LR (Dominican Rep.)	2017
Baldwin Braves (Antigua)	2017-18

## Josh Peppers

Fukuoka (Japan)	2007-08
Sendai (Japan)	2008-10
Shiga (Japan)	2010-11
Shiga L-Stars (Japan)	2011-12
Iwate Big Bulls (Japan)	2013-14
Fukuoka (Japan)	2012-13, 2014-18
Otsuka Alphas (Japan)	2018-19
Toyama Grouses (Japan)	2019-20
Sendai 89ers (Japan)	2020-2021
Aisin AW Areions Anjo (Japan)	2021

## Howard Porter

Brevard (USBL)	2000
----------------	------

## Paul Reed

Kolejiler Ankara (Turkey)	2002-03
Bremerhaven (Germany)	2003-04
Czarni Slupsk (Poland)	2004
Orleans (France)	2004-05

## Chuck Roberts

Florida (USBL)	2000
Lanus (Argentina)	2001-03

## A.J. Rompza

Panteras (Venezuela)	2014
----------------------	------

## Victor Saxton

Rome (Ga.) (SEBL)	2001-05
Grafton (Australia)	2002

## Tristan Spurlock

Canton Charge (NBA D-League)	2014
Delaware 87ers (NBA D-League)	2015
Alba Fehervard (Hungary)	2015-16
Rayos de Hermosillo (Mexico)	2016-17
Quimsa (Argentina)	2017
Byblos Sporting Club (Lebanon)	2017-18
Gimnasia-Indalo (Argentina)	2018-19
Aguacateros Michoacan (Mexico)	2019-21
Defensor (Uruguay)	2021-22

## D'Quarius Stewart

Grand Rapids (CBA)	2000-01
Jugendoo (Germany)	2001-02
Nike Elite Tour (United States)	2002-03
Arena (Jordan)	2003-04
Coras de Tepic (Mexico)	2004
Harlem (ABA)	2004-06
Cimarrones (Mexico)	2006

## Ochiel Swaby

Sioux Falls (CBA)	1996-97
Miami (USBL)	1995
Florida (USBL)	1996
PoliSportiva Dinamo Sassari (Italy)	1997-98
Idaho (CBA)	1997-98
Nantes Atlantique (France)	1998-99
Trenton (IBL)	1999-00
Atomics Bruxelles (Belgium)	2000-01

## Isaiah Sykes

La Fortezzi Recanati (Italy)	2014-15
Maccabi (Israel)	2015-16
Hanau (Germany)	2016-17
Al Kahraba (Iraq)	2017-18
Al Moutahed Tripoli (Lebanon)	2018-19
Windsor Express (Canada)	2020
Al Sulaybiqat (Kuwait)	2021
Leones de Santo Domingo (D.R.)	2021-22

## B.J. Taylor

Los Angeles Clippers (NBA)	2019-20
Agua Caliente Clippers (NBA G-League)	2019-20
VFL Sparkassen Stars Bochum (Germany)	2021
Cleveland Charge (NBA G-League)	2021-22
Salt Lake City Stars (NBA G-League)	2021-22

## Jermaine Taylor

Houston Rockets (NBA)	2009-10
Sacramento Kings (NBA)	2010-11
Rio Grande Valley (NBA D-League)	2012
Lagun Aro (Spain)	2012
Hapoel Tel-Aviv (Israel)	2013
Shanxi (China)	2013
Maine (NBA D-League)	2013-15
Idaho (NBA D-League)	2015
Canterbury (New Zealand)	2015
Salt Lake City (NBA D-League)	2016-18
Ball Hogs (Big 3)	2018-19

## Brad Traina

Tampa Bay (USBL)	1999
Benetton Treviso (Italy)	1999-00
Scavolini Pesaro (Italy)	2000-02
Telekom Baskets Bonn (Germany)	2002-03
Roseto (Italy)	2003-04
Unelco (Spain)	2004-05
Upea Capo (Italy)	2005
Apollon (Greece)	2010

## Daiquan Walker

Etha (Cyprus)	2016-17
BK Pardubice (Czech Republic)	2017-18

## Anthony Williams

Tromso (Norway)	2006-08
Valdemoro Sligo (Spain)	2008-09
Tromso (Norway)	2009-10

## Matt Williams

Miami Heat (NBA)	2017-18
Sioux Falls Skyforce (NBA G-League)	2017-18
KTP Basket (Finland)	2018-19
Kymi (Greece)	2019
Donar (Netherlands)	2019-20
Caribbean Storm (Colombia)	2020
GfK Gliwice (Poland)	2021
Lavro (Greece)	2021-22
Supersónicos de Miranda (Venezuela)	2022

## Kenrick Zondervan

ESTIA Egaleo (Greece)	2009-10
Maurienne (France)	2010
St. Chamond (France)	2010-11
Zwolle (Holland)	2011-16







# THIS IS UCF

2023-24 UCF Men's Basketball



**BIG 12** CONFERENCE



## University of Central Florida

The University of Central Florida (UCF) is a public research, engineering and technology university invested in unleashing the potential within every individual; enriching the human experience through inclusion, discovery and innovation; and propelling broad-based prosperity for the many communities we serve.

Founded in 1963 to provide talent for the U.S. space program, UCF has positively changed the state, nation, world — and outer space. As a metropolitan research university, UCF's world-class faculty bring academic and industry expertise and innovative research to the classroom, educating and inspiring the talent that fuels America's economy and solves the world's greatest challenges.

Located in Orlando -- an engineering, optics, modeling and simulation, digital media, entertainment and hospitality hub of the world, UCF is home to more than 68,000 students. The university offers 240 degree programs at four campuses located close to many of the state's key industries, regional sites throughout Central Florida and across the country with UCF Online.

UCF is committed to fostering academic excellence and industry-leading research, providing a talent pipeline that shapes the future of many industries, including space, optics, modeling and simulation, engineering, computer science, healthcare, hospitality, digital media, fintech, and education.

UCF has been recognized by Aviation Week Network as the nation's leading producer of talent for the aerospace and defense industry for six consecutive years, and 29% of Kennedy Space Center employees are UCF alumni.

Partnerships with leading employers immerse students in industry, giving them robust academic, research and experiential learning opportunities highly desired by employers. Students also benefit from a variety of opportunities to work alongside faculty members to conduct impactful research. In 2022-23, UCF faculty received \$217 million in research funding.

UCF is a national leader in social mobility and promotes inclusive excellence and student success by creating multiple pathways to high-quality degrees, eliminating achievement gaps, and reducing barriers for students of all backgrounds. At UCF, 49% of students are students of color and 28% are Hispanic, and 62% of first-time in college students graduate with no educational debt.

U.S. News & World Report ranks UCF as the No. 14 most innovative university in the country. Washington Monthly ranks UCF as the No. 36 best university in the nation and among the top 20 schools in the nation for social mobility, recognizing UCF's efforts to empower student success through innovative efforts that engage and support student learning, service and research.







# Alexander N. Cartwright

University of Central Florida President | Fourth Year

Alexander Cartwright was selected as UCF's sixth president by the UCF Board of Trustees on March 20, 2020 following a nationwide search. He was confirmed by the Florida Board of Governors the following week.

Under Dr. Cartwright's leadership, UCF is working toward becoming the world's leading public metropolitan university, a top 50 public research university, determined to foster success for students of all backgrounds and to produce research and creative works that positively impact lives across our community and across the world. To achieve this vision, the university has been focused on achieving greater operational, academic and inclusive excellence, including building a senior leadership team that will help take the university to new heights.

As a first-generation college student whose journey to higher education was not traditional, Dr. Cartwright understands and prioritizes the need to build successful outcomes for students from all backgrounds, and is dedicated to creating a culture of belonging at UCF.

An internationally recognized researcher and scholar in the area of optical sensors, he is a fellow of the American Association for the Advancement of Science, SPIE and the National Academy of Inventors. Dr. Cartwright is a prior winner of both the National Science Foundation CAREER Award and the Office of Naval Research Young Investigator Award. In addition, he earned the 2002 SUNY Chancellor's award for excellence in teaching.

A native of the Bahamas, Dr. Cartwright holds a doctorate in electrical and computer engineering from the University of Iowa. He and his wife Melinda have two children, Alyssa and Andrew.





# Terry Mohajir

Vice President & Director of Athletics | Third Year

Terry Mohajir, UCF's vice president and director of athletics, has excelled at hiring coaches who win championships, raising money for first-class athletics facilities and support resources necessary to be nationally competitive--and fulfilling a unique promise to guarantee a job or graduate school admission for every student-athlete who graduates.

Now, he and the Knights parlay all those elements into the most significant step in program history as UCF begins competition in the Big 12 Conference in 2023-24. UCF accepted an invitation to join the Big 12 in September 2021 and officially entered the league July 1, 2023. Mohajir's two and a half years with the Knights began with the February 2021 hiring of Gus Malzahn as the new UCF head football coach and just seven months later featured the new conference announcement.

Mohajir (pronounced mo-HAH-zure) joined the UCF Athletics staff Feb. 9, 2021, following eight years as Arkansas State University's vice chancellor for intercollegiate athletics.

Mohajir wasted no time making an impact at UCF. Just five days after taking over the Knights' program he hired former Auburn coach Malzahn as the new UCF football coach. Malzahn was the head coach at Arkansas State in 2012 when Mohajir was hired there as director of athletics--with the Red Wolves winning the Sun Belt Conference title that year in Malzahn's single season with Arkansas State. Malzahn led Auburn to the Bowl Championship Series title game after the 2013 campaign, one Southeastern Conference Championship and two SEC West Division titles. Malzahn's first Knight team in 2021 sizzled down the stretch with six wins in its final seven games and a final 9-4 mark--capped by a Gasparilla Bowl triumph over Florida--and then UCF in 2022 produced another nine-win campaign, an appearance in the American Athletic Conference Championship Game and a seventh consecutive postseason invitation, this time to the Military Bowl.

Since Mohajir came on board at UCF, Knight teams have produced these on-field achievements:

- Fourteen American Athletic Conference titles in 2021-23, three in volleyball, two each in softball and women's indoor and outdoor track and field--plus one each in men's and women's soccer, men's and women's tennis and women's basketball--and those 14 titles equaled the number produced by UCF teams in the previous five years (beginning 2016-17)
- Fifteen NCAA Championship team appearances, three in volleyball, women's tennis and women's golf, two in softball and one each in men's soccer, men's tennis, women's basketball and men's golf--with multiple individuals qualifying in tennis, golf and track and field
- NCAA Sweet 16 qualifications in men's soccer and women's tennis in spring 2021, plus an NCAA regional runner-up slot in softball
- A 2022 NCAA super regional appearance in softball (after a #16 national seed and a title in the Orlando Regional) and NCAA first-round wins in women's basketball and women's tennis
- NCAA first-round wins in 2022-23 in volleyball and women's soccer and another regional runner-up finish in softball
- First-team All-America honors for Rayniah Jones in the 2021 NCAA 100-meter hurdles outdoors, the 2022 NCAA 60-meter hurdles indoors and the 4x100 relay outdoors (joining Ciara Holback, Beyonce Defreitas and l'Asia Wilson). She won three events at the 2022 AAC Indoor Track and Field Championships and was named the meet's outstanding performer.
- First-team 2022 All-America recognition for Jada Cody in softball and McKenna Melville in volleyball.
- Eight teams in 2022-23 in the top 25 at some point during those seasons

Mohajir's 2021 presentation to the UCF Board of Trustees of a vision and action plan for the future of the Knights' football campus proved to be a noteworthy precursor to the Big 12 announcement. That vision--now known as Mission XII--includes significant proposed new elements that will enhance the Knights' ability to compete for football championships and benefit student-athletes and coaches in areas including injury care and prevention, hydrotherapy, recreation and premium seating. The campus will include creation of Nicholson Plaza, a football "town square" outside the southwest corner of the football stadium, with the highlight of that location to be McNamara Cove with a recovery river. That will be accomplished by movement of one existing football practice field (west field) to the other side of the second (east field), creating additional space for Nicholson Plaza.

All those improvements will further refine a state-of-the-art plan for football facilities and support services within a concentrated locale on the northeast side of the UCF campus. The intent is to create a dedicated football campus that will consolidate the Knights' facilities in the areas of housing, nutrition, sports medicine, sports performance, academics and career services.

Those proposed additions combine with several new elements added in the months after Mohajir and Malzahn came on board: replacement of existing synthetic grass in Nicholson Fieldhouse, outside painting of Nicholson Fieldhouse, all-new theming in the UCF football office areas and hallways and new seating and graphics in the Knights' team meeting room. Additional improvements for other sports included a new video board and audio system for baseball, artificial turf upgrades at John Euliano Park, new player lockers and a new stadium audio system for softball--and renovated locker rooms for the volleyball and men's and women's basketball programs. An additional series of planned facility upgrades and improvements will affect every other UCF sports program.

UCF helped solidify its financial future in a major way with the 2022 announcement that Mohajir had agreed to a 13-year deal with Playfly Sports to leverage the company's multimedia rights expertise and tap into its expansive suite of marketing and media solutions to further grow the UCF brand regionally, nationally and globally.

That followed the announcement that the UCF Athletic Association and FBC Mortgage, LLC, combined on a naming rights agreement for the Knights' home football stadium that took effect beginning with the 2022 season and branded the UCF football venue as FBC Mortgage Stadium.

Mohajir's years at Arkansas State featured delivering on a guarantee that every student-athlete who graduated earned a job opportunity or admission to graduate school. The Red Wolves achieved the 100% guarantee every year for Mohajir's last six years there. He instituted the same program at UCF under the banner of the Knights Leadership Academy, with every graduate since 2021 taking advantage.

## TERRY MOHAJIR THROUGH THE YEARS

Years	School	Role
1993-97	Kansas	Defensive Quality Control Analyst/Assistant Offensive Line Coach/Gameday Special Teams Coach
1997-2004	UMKC	Assistant Director of Athletics/External Relations
2004-11	FAU	Senior Associate Athletics Director/External Relations
2011-12	Kansas	Senior Associate Director of Athletics/Chief Marketing Officer
2012-21	Arkansas State	Vice Chancellor for Intercollegiate Athletics
2021-pres.	UCF	Vice President/Director of Athletics







Other achievements during Mohajir's tenure in Orlando include:

- 2023 hirings of new UCF head coaches in baseball, rowing and volleyball
- An initial facilities audit that resulted in early improvements to baseball, softball and women's basketball venues, \$12 million in summer 2023 updates to Addition Financial Arena, the Venue and Knights Plaza, as well as state-of-the-art lighting and connectivity updates at FBC Mortgage Stadium entering the 2023 season
- Creation of a plan to combine multiple UCF collectives into the Kingdom to support NIL (name, image, likeness) efforts for Knight student-athletes
- Supporting UCF student-athletes as they achieved a 31st consecutive semester with a combined grade-point average of at least 3.0 in the spring 2023 semester, including 13 straight with a 3.2 or higher
- Sellouts of football season tickets in 2022 and 2023
- 2023 NCAA Academic Progress Rate (APR) numbers that included four teams with 1,000 multi-year scores, seven with 1,000 single-year scores and 12 that either equaled or improved their multi-year scores from the previous year (with football ranking 20th among Power 5 schools at 984)
- Rebranding of the Knights' ongoing athletics fundraising and giving platform as the ChargeOn Fund
- Helping raise more than \$11 million in commitments in his first year in Orlando, translating to year after year record fundraising and donor participation since Mohajir came on board
- Establishing excellence funds for all UCF sports programs
- Attaching his imprint to the Knights' future football schedules with creation of a series with Florida

Mohajir was a member of the prestigious College Football Playoff (CFP) Selection Committee from 2019-21, and he has served on the NCAA Division I Championships Cabinet and the NCAA Division I Football Issues Committee. He was appointed to the NCAA Division I Football Ad Hoc Recruiting Working Group which was formed to conduct a comprehensive review of Division I football recruiting legislation. In 2020 he was named one of the top five non-Power 5 athletic directors by Stadium, based on the success of head coaching hires in football and men's basketball.

While at Arkansas State for eight-plus years, Mohajir's accomplishments included:

- Producing record-breaking fundraising totals, overseeing significant facility upgrades, almost tripling the athletics budget--as Arkansas State enjoyed unprecedented overall success academically, competitively and financially
- The school's football team winning four Sun Belt championships and playing in a bowl game every year in his eight seasons. Overall, the Red Wolves won 25 conference titles in all sports during Mohajir's tenure.
- More than \$90 million in facility enhancements, including a new premium football seating area, new tennis courts, a new outdoor track and a state-of-the-art operations center for all student-athletes that houses locker rooms, a weight room, training area, lounge plus offices for coaches
- Consistent school-record grade-point averages, culminating with a Sun Belt-leading 3.211 GPA in 2019-20
- A series of standout football coaching hires, including Bryan Harsin (he left to become head coach at Boise State and later at Auburn), current Utah State coach Blake Anderson, as well as Butch Jones who became Arkansas State head coach in December 2020


Arkansas State placed among the top 12 programs in the nation in five consecutive Excellence in Management Cup standings—in regard to maximizing fiscal resources while providing results in the form of championship victories.

Mohajir previously was senior associate athletic director for external relations at the University of Kansas in 2011-12 and senior associate director of athletics for external relations at Florida Atlantic University in 2004-11. He served as assistant director of athletics for external relations at the University of Missouri-Kansas City in 1997-2004 and was a defensive quality control analyst, assistant offensive line and game-day special teams coach with Kansas football in 1993-97.

Mohajir earned a bachelor's degree in sports management with a minor in business marketing from Arkansas State in 1993 and a master's degree in sports management/psychology from Kansas in 1997. He was a starting safety on Arkansas State's football team from 1990-92—including the Red Wolves' first season competing at the Division I/Football Bowl Subdivision level in 1992.

The Overland Park, Kansas, product is married to the former Julie Hammond, and they are parents of three children—Maria, Molly and Marco.

# Big 12 Conference



## BIG 12 CONFERENCE

The Big 12 enters its 28th year as one of the nation’s premier athletic conferences under the direction of Commissioner Brett Yormark. In his brief time at the helm, Yormark has elevated the conference to new heights, placing an emphasis on marketing, brand building and storytelling that has resonated across the college athletics landscape.

The Big 12 is comprised of 14 institutions after welcoming BYU, UCF, Cincinnati and Houston on July 1, 2023. TCU and West Virginia were the first new additions since inception when they joined the league on July 1, 2012. Baylor, Iowa State, Kansas, Kansas State, Oklahoma, Oklahoma State, Texas and Texas Tech are legacy members.

In the first year of his tenure, Yormark executed a media rights deal with ESPN and Fox that will run through 2030-31 while leading a revamp of the Big 12 Football and Basketball Championships that resulted in revenue and digital engagement highs. He has taken an innovative approach to ensure the conference resides in places it has never been before including creating the first Big 12 Business Advisory Board. Other highlights are executing a partnership with the National Football League to operate a conference-wide Pro Day, teaming up with New York City Parks Department for a summer activation at historic Rucker Park, and bringing celebrity talent such as Fat Joe, Ashanti, Shaq and DJ Khaled into the Big 12 marketing fold. “Big 12 Homecoming” debuted during the 2023 football season at the four new members’ campuses with additional conference members featured in future seasons.

The 2022-23 academic year saw the conference reach new frontiers with TCU becoming the first league school to reach the College Football Playoff National Championship game. Texas captured the NCAA women’s volleyball title as well as the Women’s Outdoor Track & Field national championship. Oklahoma earned its second straight NCAA women’s gymnastics trophy and was crowned Women’s College World Series champions for the third consecutive season. NCAA Championship runner-up finishes were notched by Oklahoma State men’s cross country, Texas women’s swimming & diving and UT women’s indoor track & field. NCAA individual titles were collected by 23 student-athletes. The Big 12 tied its own record as the only league to place 70 percent of men’s basketball teams in the NCAA Championship and 80 percent of football squads in bowl games in the same academic year, also accomplishing the feat in 2017-18.

The Big 12 office is located in Irving, Texas.

### Key Highlights

- The Big 12 is home of 81 NCAA team titles and 742 individual national championships (as of July 1, 2023).
- Big 12 institutions create a league that encompasses eight states, three time zones and a combined population of over 79.3 million.
- The league sponsors 23 sports. Men’s squads include baseball, basketball, cross country, football, golf, indoor track & field, outdoor track & field, swimming & diving, tennis and wrestling. Women’s teams are fielded in basketball, cross country, equestrian, golf, gymnastics, indoor track & field, outdoor track & field, rowing, soccer, softball, swimming & diving, tennis and volleyball.
- The conference currently conducts postseason championships for 22 of its 23 sports.
- Entering the 2023-24 academic year, the Big 12 has over 800 Academic All-America recipients.
- National academic accolades have always been strong in the Big 12. Charlie Kolar (Iowa State) was the recipient of the 2021 William V. Campbell Trophy, known as the Academic Heisman. He is the Big 12’s fifth honoree since 2000. Since 1996, the Big 12 has 14 recipients of the NCAA Today’s Top 10 award. This prestigious honor recognizes former student-athletes for their success on the fields and courts, in the classroom and in the community. In the last 13 seasons, 27 student-athletes were recipients of the NCAA Elite 90 award.
- Big 12 Commissioner Brett Yormark announced the formation of a Business Advisory Board to collaborate and help co-author the Conference’s business strategy. The Board is comprised of some of the most successful leaders from a variety of fields – entertainment, finance, consumer brands, technology, media and more – that bring a wealth of knowledge and expertise in building global brands and dynamic businesses.

### Big 12 Conference Commissioners

Steve Hatchell	1996-98
Dave Martin (interim)	1998
Kevin Wiberg	1998-07
Dan Beebe	2007-11
Chuck Neinas (interim)	2011-12
Bob Bowlsby	2012-22
Brett Yormark	2022-present







# SPACEU

## 1963

Founded as Florida Technological University, with the mission of providing personnel to support the growing U.S. space program at the **Kennedy Space Center** and **Cape Canaveral Air Force Station**.

## 29%

of Kennedy Space Center employees are **UCF alumni**.

## 695

**NASA projects** with UCF involvement as of Oct. 2022.

## 18


UCF researchers have **asteroids named after them** in recognition of their work.

## 8

**Experiments sent to space** aboard rockets operated by Blue Origin, SpaceX and Virgin Galactic.

## 28.60

The latitude of Launch Complex 39A, NASA's most historic launch pad which lies 31 miles to the east. It lines up exactly with the **50 yard line of FBC Mortgage Stadium** and intersects **center court of Addition Financial Arena**.





SPACEU

UCF's rich history of space exploration made its way to the hardwood during the 2019-20 season for the first "Space Game" in program history. The Citronauts, or 'Nauts for short, topped Tulsa 83-75 on Feb. 9, 2020, behind Darin Green Jr.'s 26 points. The Space Game made its long-awaited return during the 2022-23 campaign with a fresh set of white uniforms with a new 'Nauts script logo across the chest. The uniforms debuted on Feb. 11, 2023, as the 'Nauts launched a barrage of threes, netting 17 and setting the single-game record for made three-pointers in school history while beating Tulsa 96-52. Ithiel Horton was the leading scorer on the evening, sinking 20 points while Darius Johnson recorded a 13-point, 10-assist double-double. The Knights wore the fresh new 'Nauts threads for a second consecutive home game, rocking them against Cincinnati on Feb. 19, 2023. Although they were wearing the 'Nauts uniforms, it was not officially designated as a Space Game.

The script "Nauts" wordmark made its debut on the men's and women's basketball jerseys for the 2022-23 season. The hardwood remains the only place this specific logo has been used.

2-0

IN SPACE GAMES




Taylor Hendricks (2022-23), C.J. Kelly (2022-23) and Darius Johnson (2021-present) pose together at the uniform reveal shoot in the new 'Nauts uniforms. The jerseys featured a new 'Nauts script along with an outline of a rocket launch's trajectory. The numbers featured were a new "SpaceU" font designed for Space Games across all sports. The citronaut head is featured on the shorts. The uniform is expected to make another appearance during the 2023-24 season.



Brandon Mahan (2019-22) in UCF's first edition of their Space Game uniforms. The jersey had the Citronaut workmark across the chest outlined in "Canaveral Blue" as well as numbers on the front in the same color. The sides featured a constellation pattern inside a sword outline that was found on the team's primary uniforms during that time.



The original Citronaut in mascot form (left) posing with UCF's current mascot, Knightro (right)



The original Citronaut mascot of Florida Technological University. The mascot first appeared on the student handbook ahead of the 1968-69 school year. It was designed to combine the two major themes of Central Florida at the time: the space program and Florida citrus industry, one that produces roughly 100 million boxes of oranges annually. The logo was rebranded in 2018 to include a new "Canaveral Blue" color as well as a new wordmark.




Johnson scored 13 points and recorded 10 assists during the 2022-23 Space Game, helping UCF to a massive win over Tulsa.



# Spirit Splash



Spirit Splash is one of the most popular events on campus and has been voted one of the best college traditions in the nation. Part of Homecoming Week, this wet and wild pep rally invites Knights to charge into the Reflecting Pond and catch collectible rubber ducks and commemorative T-shirts. Other events during the weeklong celebration include Movie Knight, Comedy Knight, Knights Got Talent, Concert Knight, Culture Knight and so much more.

The event itself is a sight to behold, as thousands of students gather around the edge of the Reflecting Pond and await the countdown that sends them all rushing into the pond. The event began in 1995 and has been popular ever since. Each student's goal at Spirit Splash is to catch a rubber duck. These aren't just any rubber ducks though as each year, a new, unique version is created. The ducks are hurled into the pond by student-athletes from the football, basketball and cheer teams as well as other big names on campus such as director of athletics Terry Mohajir and President Alex Cartwright.



Director of Athletics Terry Mohajir joined the student body in charging into the Reflecting Pond for his first Spirit Splash at UCF in an outfit completed by a pair of duck-covered swim trunks. He went a bit more formal for his second year at the event, joining UCF's student-athletes on stage to throw out ducks.



Students gathering around the Reflecting Pond before charging in



Head coach Johnny Dawkins makes an appearance at Spirit Splash each year



Former NFL quarterback and current ESPN analyst Robert Griffin III was on the call for UCF football's 2022 homecoming game and partook in Spirit Splash, getting himself a duck.