



# HISTORY AND RECORDS

2023-24 UCF Men's Basketball



**BIG 12** CONFERENCE

# Annual Results

YEAR	HEAD COACH	OVERALL	CONFERENCE	RECORD	FINISH	POSTSEASON
<i>Club Level</i>						
1969-70	Torchy Clark	11-3	-	-		
<i>NCAA Division II</i>						
1970-71	Torchy Clark	17-9	-	-		
1971-72	Torchy Clark	20-6	-	-		
1972-73	Torchy Clark	19-7	-	-		
1973-74	Torchy Clark	16-8	-	-		
1974-75	Torchy Clark	14-10	-	-		
1975-76	Torchy Clark	20-5	Sunshine State	10-0	1st	1976 NCAA Southeast Regional
1976-77	Torchy Clark	24-2	Sunshine State	8-2	1st	1977 NCAA Southeast Regional
1977-78	Torchy Clark	26-4	Sunshine State	10-0	1st	1978 NCAA Final Four
1978-79	Torchy Clark	19-7	Sunshine State	7-3	2nd	
1979-80	Torchy Clark	25-4	Sunshine State	8-2	2nd	1980 NCAA South Regional
1980-81	Torchy Clark	23-5	Sunshine State	9-1	1st	1981 NCAA South Regional
1981-82	Torchy Clark	21-8	Sunshine State	9-3	1st	1982 NCAA South/Central Regional
1982-83	Torchy Clark	19-9	Sunshine State	10-2	2nd	
1983-84	Chuck Machock	15-13	Sunshine State	9-3	1st	
<i>NCAA Division I</i>						
1984-85	Chuck Machock	10-18	-	-		
1985-86	Phil Carter	6-22	-	-		
1986-87	Phil Carter	12-15	-	-		
1987-88	Phil Carter	9-19	-	-		
1988-89	Phil Carter	7-20	-	-		
1989-90	Joe Dean	7-21	-	-		
1990-91	Joe Dean	10-17	American South	3-9	6th	
1991-92	Joe Dean	10-18	Sun Belt	3-13	10th	
1992-93	Joe Dean	10-17	-	-		
1993-94	Kirk Speraw	21-9	Atlantic Sun	11-5	2nd	1994 NCAA Tournament First Round
1994-95	Kirk Speraw	11-16	Atlantic Sun	7-9	5th	
1995-96	Kirk Speraw	11-19	Atlantic Sun	6-10	3rd (East)	1996 NCAA Tournament First Round
1996-97	Kirk Speraw	7-19	Atlantic Sun	4-12	6th (East)	
1997-98	Kirk Speraw	17-11	Atlantic Sun	11-5	3rd (East)	
1998-99	Kirk Speraw	19-10	Atlantic Sun	13-3	2nd	
1999-00	Kirk Speraw	14-18	Atlantic Sun	10-8	2nd	
2000-01	Kirk Speraw	8-23	Atlantic Sun	3-15	10th	
2001-02	Kirk Speraw	17-12	Atlantic Sun	12-8	4th	
2002-03	Kirk Speraw	21-11	Atlantic Sun	11-5	3rd (South)	
2003-04	Kirk Speraw	25-6	Atlantic Sun	17-3	2nd	2004 NCAA Tournament First Round
2004-05	Kirk Speraw	24-9	Atlantic Sun	13-7	1st	2005 NCAA Tournament First Round
2005-06	Kirk Speraw	14-15	Conference USA	7-7	5th	
2006-07	Kirk Speraw	22-9	Conference USA	11-5	2nd	
2007-08	Kirk Speraw	16-15	Conference USA	9-7	4th	
2008-09*	Kirk Speraw	0-14	Conference USA	0-9	---	
2009-10*	Kirk Speraw	0-17	Conference USA	0-10	---	
2010-11*	Donnie Jones	0-12	Conference USA	0-10	---	
2011-12	Donnie Jones	22-11	Conference USA	10-6	3rd	2012 NIT First Round
2012-13	Donnie Jones	20-11	Conference USA	9-7	4th	
2013-14	Donnie Jones	13-18	The American	4-14	9th	
2014-15	Donnie Jones	12-18	The American	5-13	9th	
2015-16	Donnie Jones	12-18	The American	6-12	8th	
2016-17	Johnny Dawkins	24-12	The American	11-7	4th	2017 NIT Semifinals
2017-18	Johnny Dawkins	19-13	The American	9-9	6th	
2018-19	Johnny Dawkins	24-9	The American	13-5	T-3rd	2019 NCAA Tournament Second Round
2019-20	Johnny Dawkins	16-14	The American	7-11	T-8th	
2020-21	Johnny Dawkins	11-12	The American	8-10	6th	
2021-22	Johnny Dawkins	18-12	The American	9-9	6th	
2022-23	Johnny Dawkins	19-15	The American	8-10	7th	2023 NIT Second Round
<b>TOTALS*</b>	<b>51 SEASONS</b>	<b>827-675</b>		<b>330-289</b>		

\* 2008-09 (17-14, 7-9 C-USA), 2009-10 (15-17, 6-10 C-USA), 2010-11 (21-12, 6-10 C-USA, CBI Semifinals) victories vacated due to NCAA sanctions



# Annual Results

Year	Team	G	FG-FGA	Pct	3FG-A	Pct	FT-FTA	Pct	Reb	Avg	PF	A	TO	Blk	Stl	Pts	Avg
2022-23	UCF	34	848-1980	.428	295-835	.353	441-572	.771	1190	35.0	566	469	452	129	261	2432	71.5
(19-15)	Opp	34	779-1855	.420	221-720	.307	449-620	.724	1130	33.2	554	416	504	97	229	2228	65.5
2021-22	UCF	30	740-1748	.423	264-754	.350	351-499	.703	1057	35.2	471	435	391	111	210	2095	69.8
(18-12)	Opp	30	724-1713	.423	221-708	.312	376-510	.737	1068	35.6	488	398	424	99	214	2045	68.2
2020-21	UCF	23	542-1262	.429	180-507	.355	282-387	.729	765	33.3	389	285	340	79	157	1546	67.2
(11-12)	Opp	23	564-1311	.430	165-504	.327	304-440	.691	801	34.8	378	321	307	61	159	1597	69.4
2019-20	UCF	30	739-1713	.431	213-659	.323	376-529	.711	1039	34.6	498	404	414	87	195	2067	68.9
(16-14)	Opp	30	727-1731	.420	202-637	.317	381-509	.749	1068	35.6	537	422	429	77	205	2037	67.9
2018-19	UCF	33	819-1763	.465	229-628	.365	518-798	.649	1215	36.8	554	439	392	150	189	2385	72.3
(24-9)	Opp	33	764-1938	.394	233-744	.313	367-565	.650	1142	34.6	699	409	400	92	190	2128	64.5
2017-18	UCF	32	690-1627	.424	177-538	.329	450-702	.641	1108	34.6	488	339	431	111	169	2007	62.7
(19-13)	Opp	32	718-1790	.401	201-608	.331	338-469	.721	1085	33.9	625	401	394	122	201	1975	61.7
2016-17	UCF	36	825-1898	.435	263-748	.352	501-758	.661	1468	40.8	548	400	525	145	144	2414	67.1
(24-12)	Opp	36	793-2175	.365	273-873	.313	343-485	.707	1173	32.6	708	483	351	103	231	2202	61.2
2015-16	UCF	30	715-1664	.430	207-651	.318	425-619	.687	1165	38.8	468	379	440	141	137	2062	68.7
(12-18)	Opp	30	799-1925	.415	217-671	.323	332-483	.687	1089	36.3	554	440	278	92	224	2147	71.6
2014-15	UCF	30	704-1621	.434	202-577	.350	371-577	.643	997	33.2	470	369	390	128	155	1981	66.0
(12-18)	Opp	30	825-1809	.456	195-552	.353	306-494	.619	1102	36.7	513	453	312	119	202	2153	71.8
2013-14	UCF	31	803-1831	.439	215-642	.335	432-704	.614	1184	38.2	556	389	424	137	213	2253	72.7
(13-18)	Opp	31	835-1818	.459	191-548	.349	420-644	.652	1085	35.0	606	455	369	150	236	2281	73.6
2012-13	UCF	31	768-1695	.453	220-616	.357	438-680	.644	1134	36.6	436	431	427	141	233	2194	70.8
(20-11)	Opp	31	785-1840	.427	190-605	.314	319-467	.683	1061	34.2	571	442	394	93	238	2079	67.1
2012-13	UCF	31	768-1695	.453	220-616	.357	438-680	.644	1134	36.6	436	431	427	141	233	2194	70.8
(20-11)	Opp	31	785-1840	.427	190-605	.314	319-467	.683	1061	34.2	571	442	394	93	238	2079	67.1
2011-12	UCF	33	768-1777	.432	178-382	.301	178-592	.301	1197	36.3	552	375	417	142	208	2166	65.6
(22-11)	Opp	33	764-1814	.421	190-608	.313	378-573	.660	1105	33.5	651	432	410	106	187	2096	63.5
2010-11*	UCF	33	767-1690	.454	195-582	.335	542-785	.690	1153	34.9	575	405	454	190	200	2271	68.8
(0-12)	Opp	33	751-1832	.410	190-538	.353	388-592	.655	1079	32.7	664	405	427	105	227	2080	63.0
2009-10*	UCF	32	758-1716	.442	178-526	.338	439-644	.682	1052	32.9	599	474	457	95	248	2133	66.7
(0-17)	Opp	32	750-1708	.439	212-607	.349	472-694	.680	1088	34.0	594	415	457	114	234	2184	68.2
2008-09*	UCF	31	784-1756	.446	222-637	.349	432-578	.747	1072	34.6	612	478	445	88	213	2222	71.7
(0-14)	Opp	31	727-1678	.433	220-640	.344	492-715	.688	1013	32.7	579	401	439	92	232	2166	69.9
2007-08	UCF	31	788-1746	.451	231-636	.363	462-650	.711	1083	34.9	621	469	433	109	237	2269	73.2
(16-15)	Opp	31	709-1703	.416	223-664	.336	498-718	.694	1052	33.9	579	384	464	118	183	2139	69.0
2006-07	UCF	31	762-1621	.470	239-606	.394	495-684	.724	1078	34.8	607	467	483	108	237	2258	72.8
(22-9)	Opp	31	679-1662	.409	213-642	.332	449-634	.708	975	31.5	604	392	463	89	225	2020	65.2
2005-06	UCF	29	655-1509	.434	206-565	.365	320-498	.643	999	34.4	554	420	455	108	186	1836	63.3
(14-15)	Opp	29	625-1511	.414	160-487	.329	429-622	.690	939	32.4	485	363	380	75	225	1839	63.4
2004-05	UCF	33	784-1702	.461	283-759	.373	453-651	.696	1174	35.6	622	512	496	143	222	2304	69.8
(24-9)	Opp	33	744-1751	.425	196-571	.343	468-696	.672	991	30.0	603	369	397	89	260	2152	65.2
2003-04	UCF	31	792-1732	.457	232-658	.353	365-510	.716	1129	36.4	574	520	473	141	279	2181	70.4
(25-6)	Opp	31	655-1648	.397	194-594	.327	412-608	.678	989	31.9	541	359	489	75	244	1916	61.8
2002-03	UCF	32	806-1790	.450	203-577	.352	477-653	.730	1166	36.4	604	448	501	101	259	2292	71.6
(21-11)	Opp	32	730-1725	.423	191-576	.332	453-654	.693	993	31.0	585	409	498	90	245	2104	65.8
2001-02	UCF	29	817-1739	.470	200-492	.407	415-587	.707	1068	36.8	554	429	443	105	248	2249	77.6
(17-12)	Opp	29	705-1718	.410	214-632	.339	446-646	.690	1062	36.6	527	423	456	76	182	2070	71.4
2000-01	UCF	31	795-1846	.431	194-608	.319	398-581	.685	1096	35.4	583	420	469	109	240	2182	70.4
(8-23)	Opp	31	809-1791	.452	219-644	.340	465-658	.707	1130	36.5	548	478	478	120	221	2302	74.3
1999-00	UCF	32	837-1854	.451	233-586	.398	386-608	.635	1132	35.4	590	473	486	119	233	2293	71.7
(14-18)	Opp	32	814-1902	.438	206-597	.345	486-687	.707	1184	37.0	549	463	467	107	235	2320	72.5
1998-99	UCF	29	762-1640	.465	184-510	.361	399-564	.707	1073	37.0	529	419	501	100	204	2107	72.7
(19-10)	Opp	29	707-1720	.411	164-552	.297	431-629	.685	988	34.1	507	385	427	76	237	2009	69.3
1997-98	UCF	28	788-1675	.470	137-391	.350	417-630	.662	1071	38.3	591	429	469	116	258	2130	76.1
(17-11)	Opp	28	700-1632	.429	159-483	.329	439-690	.636	982	35.1	540	365	481	73	247	1998	71.4
1996-97	UCF	26	632-1558	.406	178-536	.332	348-521	.668	954	36.7	557	310	465	72	162	1790	68.8
(7-19)	Opp	26	682-1523	.448	166-445	.373	459-675	.680	991	38.1	497	344	427	67	224	1989	76.5

# Annual Results

Year	Team	G	FG-FGA	Pct	3FG-A	Pct	FT-FTA	Pct	Reb	Avg	PF	A	TO	Blk	Stl	Pts	Avg
1995-96	UCF	30	797-1757	.454	201-561	.358	448-629	.712	1110	37.0	653	445	553	103	175	2243	74.8
(11-19)	Opp	30	815-1895	.430	215-591	.364	550-803	.685	1150	38.3	578	438	421	97	303	2395	79.8
1994-95	UCF	27	774-1710	.453	142-405	.351	347-529	.656	1076	39.9	569	420	464	99	184	2037	75.4
(11-16)	Opp	27	736-1703	.432	182-491	.371	450-684	.658	1047	38.8	503	392	401	79	231	2104	77.9
1993-94	UCF	30	883-1888	.468	141-413	.341	511-752	.680	1210	40.3	609	469	445	113	214	2418	80.6
(21-9)	Opp	30	837-1889	.443	192-520	.369	452-699	.647	1090	36.3	631	454	457	96	229	2318	77.3
1992-93	UCF	27	742-1557	.477	142-394	.360	445-659	.675	940	34.8	460	399	428	59	170	2071	76.7
(10-17)	Opp	27	788-1672	.471	185-495	.374	390-565	.690	971	36.0	519	406	402	78	240	2151	79.7
1991-92	UCF	28	776-1713	.453	158-429	.368	398-621	.641	1032	36.9	494	444	483	91	193	2108	75.3
(10-18)	Opp	28	861-1813	.475	153-375	.408	381-568	.671	1078	38.5	544	445	432	81	256	2256	80.6
1990-91	UCF	27	734-1628	.451	175-478	.366	412-617	.668	1026	38.0	524	408	482	67	210	2055	76.1
(10-17)	Opp	27	785-1689	.465	150-420	.357	418-639	.654	1017	37.7	539	393	417	74	250	2138	79.2
1989-90	UCF	28	690-1690	.408	164-450	.364	379-574	.660	1126	40.2	507	428	480	73	147	1923	68.7
(7-21)	Opp	28	815-1787	.456	195-473	.412	362-555	.652	1078	38.5	509	453	357	85	238	2187	78.1
1988-89	UCF	27	801-1633	.491	71-189	.376	325-507	.641	967	35.8	517	414	446	75	143	1998	74.0
(7-20)	Opp	27	847-1711	.495	165-381	.433	418-602	.694	936	34.7	482	396	438	70	239	2277	84.3
1987-88	UCF	28	825-1741	.474	86-236	.364	421-617	.683	1000	35.7	591	394	509	59	219	2159	77.1
(9-19)	Opp	28	892-1755	.508	136-303	.419	485-701	.692	1049	37.5	571	410	445	70	269	2405	85.9
Year	Team	G	FG-FGA	Pct	3FG-A	Pct	FT-FTA	Pct	Reb	Avg	PF	A	TO	Blk	Stl	Pts	Avg
1986-87	UCF	27	723-1563	.463	113-309	.366	362-535	.677	942	34.9	452	360	456	106	180	1921	71.2
(12-15)	Opp	27	818-1731	.473	80-233	.343	291-413	.705	969	35.9	507	381	394	73	219	2008	74.4
1985-86	UCF	28	710-1537	.462			424-603	.703	830	29.3	527	328	499	47	211	1844	65.9
(6-22)	Opp	28	861-1638	.526			405-581	.697	945	33.8	543	466	435	92	225	2126	75.9
1984-85	UCF	28	664-1468	.453			396-590	.671	898	32.1	507	249	474	74	191	1724	61.6
(10-18)	Opp	28	768-1620	.474			419-575	.729	976	34.9	519	428	399	78	193	1955	69.8
1983-84	UCF	28	740-1534	.482			344-534	.644	1054	37.6	534	276	458	105	235	1824	65.1
(15-13)	Opp	28	651-1450	.449			387-576	.672	918	32.8	525	324	474	54	218	1689	60.3
1982-83	UCF	28	845-1620	.528			431-617	.703	1031	37.2	467	289	366	97	224	2120	75.8
(19-9)	Opp	28	813-1697	.479			308-428	.719	934	32.9	554	260	465	92	180	1934	69.1
1981-82	UCF	29	959-1848	.519			415-619	.670	1196	41.2	552	390	497	113	349	2333	80.4
(21-8)	Opp	29	801-1757	.456			365-558	.654	1046	36.1	549	336	570	52	211	1967	67.8
1980-81	UCF	28	880-1756	.501			470-676	.695	1217	43.5	526	325	460	79	268	2230	79.6
(23-5)	Opp	28	741-1651	.449			377-557	.677	955	34.1	574	311	486	49	206	1859	66.4
1979-80	UCF	29	1095-2075	.528			470-635	.740	1277	44.0	566	435	495	110	366	2660	91.7
(25-4)	Opp	29	860-1875	.459			364-525	.693	1044	36.0	560	331	578	66	213	2090	72.0
1978-79	UCF	26	975-2022	.482			500-663	.754	1208	46.5	525	403	429	104	256	2450	94.2
(19-7)	Opp	26	920-1847	.498			382-554	.702	1091	41.9	569	425	515	67	182	2222	85.5
1977-78	UCF	30	998-1983	.503			508-717	.709	1291	43.0	563	399	538	113	380	2504	83.5
(26-4)	Opp	30	872-2023	.431			344-512	.672	1222	40.7	656	345	549	64	221	2088	69.6
1976-77	UCF	28	1048-1982	.528			422-584	.722	1158	41.3		372	462		291	2518	89.9
(24-4)	Opp	28	894-1971	.453			305-440	.693	957	34.1		367	510		213	2097	74.8
1975-76	UCF	25	975-1922	.507			424-557	.761	1069	42.8		317	402		212	2370	94.8
(20-5)	Opp	25	805-1794	.449			349-523	.667	866	34.6		275	395		122	1959	78.4
1974-75	UCF	24	773-1567	.493			345-470	.734	840	35.0		213	474		251	1891	79.0
(14-10)	Opp	24	767-1654	.462			253-381	.664	795	33.1						1787	74.5
1973-74	UCF	24	874-1807	.484			278-396	.702	954	39.8		300	414		258	2026	84.4
(16-8)	Opp	24														1764	73.5
1972-73	UCF	26	911-2050	.444			286-422	.677	1011	38.9		392	453		296	2108	81.1
(19-7)	Opp	26	836-1900	.444			310-440	.705								1982	76.2
1971-72	UCF	26	912-1819	.503			443-675	.666	1223	47.0		493	479		345	2269	87.3
(20-6)	Opp	26														2070	79.6
1970-71	UCF	26	987-2008	.493			499-734	.680	1039	40.0		328	403			2473	95.1
(17-9)	Opp	26														2053	79.0
1969-70			Statistics Not Available														
(11-3)																	

\* 2008-09 (17-14, 7-9 C-USA), 2009-10 (15-17, 6-10 C-USA), 2010-11 (21-12, 6-10 C-USA, CBI Semifinals) victories vacated due to NCAA sanctions



# Annual Leaders

## ANNUAL SCORING AVERAGE LEADERS

1969-70	Mike Clark	24.4
1970-71	Mike Clark	27.6
1971-72	Mike Clark	23.3
1972-73	Arnett Hall	20.2
1973-74	Arnett Hall	20.7
1974-75	Bennie Shaw	25.4
1975-76	Bennie Shaw	25.4
1976-77	Bo Clark	28.8
1977-78	Jerry Prather	21.0
1978-79	Bo Clark	31.6
1979-80	Bo Clark	26.8
1980-81	Roland Ebron	15.2
1981-82	Willie Edison	17.7
1982-83	Dan Faison	16.7
1983-84	Dan Faison	15.1
1984-85	Stan Kimbrough	18.1
1985-86	Pat Crocklin	11.7
1986-87	Pat Crocklin	13.3
1987-88	Ben Morton	15.6
1988-89	Ken Leeks	14.7
1989-90	Ken Leeks	15.0
1990-91	Ken Leeks	17.5
1991-92	Ken Leeks	18.5
1992-93	Darryl Davis	18.1
1993-94	Ochiel Swaby	18.3
1994-95	Ochiel Swaby	19.0
1995-96	Harry Kennedy	17.2
1996-97	Harry Kennedy	17.5
1997-98	Mark Jones	20.8
1998-99	Brad Traina	16.7
1999-00	D'Quarius Stewart	16.1
2000-01	Paul Reed	14.0
2001-02	Paul Reed	13.8
2002-03	Ray Abellard	16.3
2003-04	Dexter Lyons	18.3
2004-05	Gary Johnson	13.6
2005-06	Josh Peppers	13.7
2006-07	Josh Peppers	14.3
2007-08	Jermaine Taylor	20.8
2008-09	Jermaine Taylor	26.2
2009-10	Isaac Sosa	10.3
2010-11	Marcus Jordan	15.2
2011-12	Keith Clanton	14.5
2012-13	Isaiah Sykes	16.0
2013-14	Isaiah Sykes	17.2
2014-15	B.J. Taylor	12.8
2015-16	A.J. Davis	12.0
2016-17	B.J. Taylor	17.4
2017-18	B.J. Taylor	15.9
2018-19	B.J. Taylor	15.9
2019-20	Collin Smith	12.6
2020-21	Darius Perry	14.7
2021-22	Darin Green Jr.	13.3
2022-23	Taylor Hendricks	15.1

## ANNUAL FIELD GOAL PERCENTAGE LEADERS

1969-70	---	---
1970-71	Mike Malone	.586
1971-72	Mike Clark	.568
1972-73	Willy Belotte	.496
1973-74	Willy Belotte	.556
1974-75	Jerry Prather	.557
1975-76	Jerry Prather	.580
1976-77	Jerry Prather	.590
1977-78	Jerry Prather	.587
1978-79	Wil Nix	.537
1979-80	Gerald Jones	.597
1980-81	Roland Ebron	.537
1981-82	Willie Edison	.668
1982-83	Larry Gowins	.618
1983-84	Larry Gowins	.556
1984-85	Stan Kimbrough	.496
1985-86	Tony Marini	.552
1986-87	Pat Crocklin	.560
1987-88	Ben Morton	.578
1988-89	Ken Leeks	.597
1989-90	Ken Leeks	.505
1990-91	Ken Leeks	.569
1991-92	Ken Leeks	.583
1992-93	Victor Saxton	.571
1993-94	Victor Saxton	.504
1994-95	Ted Portee	.549
1995-96	Howard Porter	.582
1996-97	Scott White	.522
1997-98	Davin Granberry	.672
1998-99	Beronti Simms	.526
1999-00	Roy Leath	.567
2000-01	Mario Lovett	.515
2001-02	Joey Graham	.510
2002-03	Ed Dotson	.494
2003-04	Roberto Morentin	.553
2004-05	Anthony Williams	.542
2005-06	Justin Rose	.472
2006-07	Dave Noel	.500
2007-08	Stanley Billings	.530
2008-09	Kenrick Zondervan	.572
2009-10	A.J. Tyler	.484
2010-11	Keith Clanton	.529
2011-12	Isaiah Sykes	.545
2012-13	Keith Clanton	.535
2013-14	Isaiah Sykes	.475
2014-15	Staphon Blair	.609
2015-16	Tacko Fall	.750
2016-17	Tacko Fall	.715
2017-18	Tacko Fall	.767
2018-19	Tacko Fall	.748
2019-20	Cesar DeJesus	.504
2020-21	Isaiah Adams	.466
2021-22	Cheikh Mbacke Diong	.588
2022-23	Taylor Hendricks	.478

## ANNUAL 3-POINT PERCENTAGE LEADERS

1986-87	Chris Wallen	.395
1987-88	Marty Collier	.396
1988-89	Edsel Bester	.490
1989-90	Edsel Bester	.469
1990-91	Tommy Tormohlen	.424
1991-92	Sinua Phillips	.402
1992-93	Darryl Davis	.469
1993-94	Darryl Davis	.432
1994-95	Patrick Butts	.429
1995-96	Harry Kennedy	.398
1996-97	D'Quarius Stewart	.418
1997-98	Brad Traina	.398
1998-99	Jason Thornton	.430
1999-00	Jason Thornton	.495
2000-01	Stephen Graham	.448
2001-02	Ray Abellard	.462
2002-03	Ray Abellard	.406
2003-04	Rob Ross	.470
2004-05	Gary Johnson	.415
2005-06	Troy Lindbeck	.402
2006-07	Mike O'Donnell	.430
2007-08	Dave Noel	.455
2008-09	Isaac Sosa	.452
2009-10	Isaac Sosa	.427
2010-11	Isaac Sosa	.392
2011-12	Keith Clanton	.336
2012-13	Kasey Wilson	.500
2013-14	Matt Williams	.384
2014-15	Adonys Henriquez	.394
2015-16	Daiquan Walker	.371
2016-17	Nick Banyard	.471
2017-18	B.J. Taylor	.388
	Djordjije Mumin	.388
2018-19	Terrell Allen	.406
2019-20	Darin Green Jr.	.417
2020-21	Brandon Mahan	.438
2021-22	Darin Green Jr.	.385
2022-23	Taylor Hendricks	.394

\*minimum 75% games played, 1.5 3pm/gm.



**B.J. TAYLOR**



**TACKO FALL**



**NICK BANYARD**

**ANNUAL FREE THROW PERCENTAGE LEADERS**

1969-70	Mike Clark	.867
1970-71	Mike Lalone	.847
1971-72	Mike Clark	.728
1972-73	Arnett Hall	.793
1973-74	Ed Smith	.677
1974-75	Bennie Shaw	.741
1975-76	Bo Clark	.851
1976-77	Bo Clark	.837
1977-78	Pete Krull	.819
1978-79	Cleveland Jackson	.875
1979-80	Gerald Jones	.820
1980-81	Jim Ferrell	.864
1981-82	Willie Edison	.775
1982-83	Ronnie Thornton	.690
1983-84	Greg Brown	.794
1984-85	Julian Butler	.811
1985-86	Sam Alexander	.742
1986-87	Stan Haitcock	.920
1987-88	Fred Crawford	.754
1988-89	Edsel Bester	.736
1989-90	Bob Blackwood	.861
1990-91	Anthony Haynes	.747
1991-92	Ray Carter	.683
1992-93	Victor Saxton	.776
1993-94	Ochiel Swaby	.809
1994-95	Patrick Butts	.744
1995-96	Eric Riggs	.863
1996-97	Harry Kennedy	.814
1997-98	D'Quarius Stewart	.790
1998-99	Beronti Simms	.867
1999-00	Jason Thornton	.864
2000-01	Jason Thornton	.889
2001-02	Stephen Graham	.804
2002-03	Ray Abellard	.839
2003-04	Roberto Morentin	.780
2004-05	Gary Johnson	.814
2005-06	Mike O'Donnell	.791
2006-07	Dave Noel	.854
2007-08	Mike O'Donnell	.803
2008-09	Jermaine Taylor	.812
2009-10	Taylor Young	.806
2010-11	Marcus Jordan	.775
2011-12	Marcus Jordan	.716
2012-13	Tristan Spurlock	.762
2013-14	Tristan Spurlock	.753
2014-15	Adonys Henriquez	.786
2015-16	Chance McSpadden	.824
2016-17	Matt Williams	.811
2017-18	Cesar DeJesus	.742
2018-19	Aubrey Dawkins	.835
2019-20	Darin Green Jr.	.833
2020-21	Brandon Mahan	.906
2021-22	Brandon Mahan	.889
2022-23	C.J. Kelly	.813

**ANNUAL REBOUND AVERAGE LEADERS**

1969-70	---	---
1970-71	Don Mathis	9.1
1971-72	Ed Fluitt	14.0
1972-73	Ed Smith	10.5
1973-74	Ed Smith	9.3
1974-75	Willy Belotte	8.9
1975-76	Jerry Prather	8.6
1976-77	Lee Riley	9.0
1977-78	Jerry Prather	8.2
1978-79	Wil Nix	9.9
1979-80	Ruben Cotton	11.0
1980-81	Dean Rossin	10.7
1981-82	Ronnie Thornton	8.0
1982-83	Larry Gowins	6.8
1983-84	Dan Faison	8.4
1984-85	Dan Faison	8.0
1985-86	Tony Marini	5.9
1986-87	John Friday	6.7
1987-88	Fred Crawford	8.6
1988-89	Ken Leeks	7.4
1989-90	Ken Leeks	9.0
1990-91	Ken Leeks	9.9
1991-92	Ken Leeks	8.7
1992-93	James Walker	7.8
1993-94	James Walker	7.5
1994-95	Howard Porter	6.9
1995-96	Howard Porter	7.0
1996-97	Mario Lovett	5.5
1997-98	Mark Jones	7.2
1998-99	Mario Lovett	6.3
1999-00	Paul Reed	6.5
2000-01	Paul Reed	7.4
2001-02	Paul Reed	8.9
2002-03	Ed Dotson	5.9
2003-04	Roberto Morentin	6.9
2004-05	Anthony Williams	5.6
2005-06	Justin Rose	5.7
2006-07	Lavell Payne	5.5
2007-08	Tony Davis	5.9
2008-09	Tony Davis	6.8
2009-10	Keith Clanton	6.8
2010-11	Keith Clanton	7.7
2011-12	Keith Clanton	8.1
2012-13	Keith Clanton	8.5
2013-14	Isaiah Sykes	7.2
2014-15	Staphon Blair	5.2
2015-16	A.J. Davis	6.0
2016-17	Tacko Fall	9.5
2017-18	A.J. Davis	7.6
2018-19	Tacko Fall	7.6
2019-20	Dazon Ingram	6.9
2020-21	Brandon Mahan	5.0
2021-22	C.J. Walker	5.0
2021-22	Cheikh Mbacke Diong	6.0
2022-23	Taylor Hendricks	7.0

**ANNUAL ASSIST AVERAGE LEADERS**

1969-70	---	---
1970-71	Mike Clark	3.4
1971-72	Mike Clark	5.9
1972-73	Mike Clark	5.9
1973-74	Angelo Collins	3.1
1974-75	Bennie Shaw	2.4
1975-76	Bennie Shaw	3.5
1976-77	Calvin Lingelbach	4.9
1977-78	Cleveland Jackson	4.0
1978-79	Cleveland Jackson	5.6
1979-80	Gerald Jones	3.9
1980-81	Jim Beachum	3.3
1981-82	Eddie Rhodes	4.0
1982-83	Terrence Stanley	3.6
1983-84	Aundre Reid	3.4
1984-85	Stan Kimbrough	2.3
1985-86	Chris Wallen	2.0
1986-87	Bryant Woodford	3.1
1987-88	Bryant Woodford	2.8
1988-89	Bob Blackwood	3.1
1989-90	Anthony Haynes	4.9
1990-91	Sinua Phillips	4.9
1991-92	Sinua Phillips	6.5
1992-93	Sinua Phillips	4.7
1993-94	Sinua Phillips	3.1
1994-95	Patrick Butts	3.7
1995-96	Stacey Castle	5.0
1996-97	Cory Perry	3.2
1997-98	Cory Perry	5.1
1998-99	Cory Perry	5.3
1999-00	Cory Perry	4.3
2000-01	Al Miller	4.8
2001-02	Al Miller	3.2
2002-03	Marius Boyd	3.3
2003-04	Gary Johnson	4.2
2004-05	Kingsley Edwards	4.2
2005-06	Mike O'Donnell	4.0
2006-07	Mike O'Donnell	3.7
2007-08	Chip Cartwright	3.5
2008-09*	---	---
2009-10*	---	---
2010-11	Marcus Jordan	3.3
2011-12	A.J. Rompza	4.4
2012-13	Isaiah Sykes	4.5
2013-14	Isaiah Sykes	3.5
2014-15	Brandon Goodwin	2.9
2015-16	Daiquan Walker	3.8
2016-17	B.J. Taylor	3.5
2017-18	B.J. Taylor	3.2
2018-19	Terrell Allen	4.3
2019-20	Dazon Ingram	3.8
2020-21	Darius Perry	3.4
2021-22	Darius Perry	4.4
2022-23	Darius Johnson	3.1

\* 2008-09 and 2009-10 assist leader (A.J. Rompza: 5.2, 2008-09; 4.6, 2009-10) statistics vacated due to NCAA sanctions



**BRANDON MAHAN**



**TAYLOR HENDRICKS**



**DARIUS PERRY**




# Coaching History



**TORCHY CLARK**

1969-1983  
274-89



**CHUCK MACHOCK**

1983-85  
24-81



**PHIL CARTER**

1985-89  
37-73




**JOE DEAN**

1989-93  
37-73



**KIRK SPERAW**

1993-2010  
247-233\*



**DONNIE JONES**

2010-2016  
79-88\*



**JOHNNY DAWKINS**

2016-present  
131-87

## Coaching History Quick View

Coach	Yrs.	Wins	Win %
Torchy Clark *	14	274	.755
Kirk Speraw	17	247*	.515
Johnny Dawkins	7	131	.601
Donnie Jones	6	79*	.473
Joe Dean	4	37	.336
Phil Carter	4	37	.336
Chuck Machock *	2	24	.222

\* - 2008-09 (17-14, 7-9 C-USA), 2009-10 (15-17, 6-10 C-USA), 2010-11 (21-12, 6-10 C-USA, CBI Semifinals) victories vacated due to NCAA sanctions  
\* - Coached during DII era

\* 2008-09 (17-14, 7-9 C-USA), 2009-10 (15-17, 6-10 C-USA), 2010-11 (21-12, 6-10 C-USA, CBI Semifinals) victories vacated due to NCAA sanctions

## All-Time Assistant Coaches

Russ Salerno	1972-74, 1980-81	Chris Mowry	1993-02	Robbie Laing	2016-present
Ray Ridenour	1974-80	Jorge Fernandez	1995-02	Vince Taylor	2017-2021
Dave Shaw	1981-82	Tony Seabury	1995-96	Mamdou N'Diaye	2021-present
Ray Hernan	1983-84	Don Burgess	1996-00	Tyson Waterman	2023-present
Bob Huggins	1983-84	Craig Brown	2000-10	Ben Witherspoon	2023-present
Paul Musser	1983-84	Tom Schuberth	2002-06 (associate)		
Jim Chellis	1984-85	Mike Jaskulski	2006-10 (associate)		
Rick Duckett	1984-85	Steve DeMeo	2008-09		
Sam Harris	1984-85	Robert McCullum	2009-10		
Brent Wellman	1986-87	Shawn Finney	2010-16 (associate)		
Tab Baldwin	1986-88	Darren Tillis	2010-16		
Bret Campbell	1989-92	Tim Thomas	2010-15		
Tim Thomas	1989-92	Brendan Suhr	2012-13		
Ben DeVary	1990-95	Christian Webster	2015-16		
Anthony Haynes	1991-92	Jamill Jones	2016-17		
Dwight Evans	1992-94, 2002-08	Kevin Norris	2016-present		

# Year-By-Year Results

## 1969-70 (11-3)

Coach: Torchy Clark

N21	at Massey Tech	W	99-38
N22	Palm Beach	W	93-71
D3	Palm Beach Atlantic	W	78-58
D5	at McCoy AFB	W	104-66
D9	Jones	W	111-47
D12	Patrick AFB	W	71-60
N/A	McCoy AFB	W	99-65
J13	New College	W	98-35
J17	Patrick AFB	L	75-68
N/A	Daytona All-Stars	W	91-72
J31	at Palm Beach Atlantic	L	74-73
F14	Orlando Gators	W	94-79
F21	New College	W	117-64
F25	at Fort Lauderdale	L	89-85

(home games played at Winter Park High School)

## 1970-71 (17-9)

Coach: Torchy Clark

N17	Embry-Riddle	W	111-37
N20	at Fort Lauderdale	W	78-77
N21	at Homestead AFB	L	113-109
N27	North Carolina College	L	93-87
N28	Palm Beach Atlantic	L	83-80
D2	at Embry Riddle	W	101-75
D4	Patrick AFB	W	112-75
D5	SW Georgia	L	85-76
D11	at Florida Bible	W	116-71
D12	at Palm Beach Atlantic	W	78-65
D19	Greensboro College	W	82-78
D21	at Maritime College	W	103-83
D22	at South Jersey	W	96-80
D23	at N.Y. Cathedral College	L	87-85
J6	McDill AFB	W	102-73
J11	Florida Bible	W	99-71
J15	Patrick AFB	W	97-95
J16	Fort Lauderdale	W	63-61
J23	at Florida Tech	L	109-61
J25	SUNY New Paltz	W	96-88
J29	McCoy AFB	L	104-97
F5	Homestead AFB	W	123-87
F8	at SW Georgia	L	84-72
F13	at Florida Tech	W	101-75
F19	at McCoy AFB	L	111-93
F20	Palm Beach Atlantic	W	89-67

(home games played at Oviedo High School)

## 1971-72 (20-6)

Coach: Torchy Clark

N30	McDill AFB	W	112-45
D1	Embry-Riddle	W	118-79
D3	at Florida Bible	W	99-63
D4	Palm Beach Atlantic	W	87-63
D6	at Rollins	L	82-73
D11	Patrick AFB	W	107-63
D13	at Wisconsin	L	90-58
D17	Greensboro College	W	95-86
D18	Georgia College	W	77-68
J4	Illinois Benedictine	W	73-60
J7	at Florida Bible	W	123-62
J8	at Palm Beach Atlantic	W	110-75
J14	Florida Tech	W	125-66
J18	Bloomfield	W	83-61
J21	at North Georgia	L	87-86
J22	at Georgia College	L	73-69
J24	at Greensboro College	W	90-89
J26	Hawthorne	W	117-83
J28	at Florida Tech	W	68-60
F3	at St. Thomas	W	73-60
F5	at Chicago	W	59-57
F7	at Lake Forest	W	82-64
F8	at Wisconsin-Oshkosh	L	80-66
F18	at Atlanta Christian	W	96-55
F19	at Atlanta Baptist	W	95-76
F22	at USF	L	115-96

## 1972-73 (19-7)

Coach: Torchy Clark

N30	at Florida Bible	W	98-45
D1	at St. Thomas	L	99-75
D2	at Palm Beach Atlantic	W	85-74
D5	at Jacksonville	L	70-50
D11	USF!	L	100-88
D12	at St. Leo	W	66-55
D19	at Lake Forest	W	80-65
D21	at Elmhurst	W	84-80
D22	at Racine	W	58-51
J6	Renesselear Tech!	L	69-63 (3ot)
J10	at Memphis	L	124-75
J13	Palm Beach Atlantic!	W	106-56
J17	Fort Lauderdale!	W	64-63
J19	North Georgia@	W	95-80
J20	Bloomfield@	W	74-59
J24	New Hampshire!	W	97-87
J27	at Florida Tech	W	81-63
J31	at North Georgia	W	86-79
F1	at Piedmont	W	108-57
F3	Florida Bible!	W	94-72
F5	Rollins!	L	80-79 (ot)
F9	Georgia College#	W	92-89
F10	Florida Tech!	W	81-78
F13	St. Leo!	L	110-82
F15	West Florida!	W	56-54
N/A	UNC-Asheville!	W	88-84

! - Lake Highland Prep

@ - Oviedo High School

# - Winter Park High School

## 1973-74 (16-8)

Coach: Torchy Clark

D3	at USF	L	96-76
D5	St. Leo	W	65-49
N/A	North Georgia	W	84-65
D8	Clearwater Christian	W	132-74
N/A	Florida Tech	W	94-64
D14	Transylvania	W	55-38
D15	at West Florida	L	85-82
D16	at Spring Hill	L	90-76
J2	vs. Charlotte!	L	93-71
J3	at Stetson!	L	86-68
J5	Aquinas	W	87-79
J8	Mass. Institute of Tech.	W	91-70
J12	St. Thomas	W	85-73
J16	New York Tech	W	80-67
N/A	Fort Lauderdale	W	99-63
J26	at Rollins	L	71-69 (ot)
F1	at Florida A&M	L	88-77
F5	Clearwater Christian	W	116-55
F9	Florida Tech	W	101-69
F12	at St. Leo	L	96-72
F16	West Florida	W	88-74
F20	Baruch	W	96-54
F21	Medgar Evers	W	85-79
F22	York College	W	77-66

! Stetson Invitational - DeLand, Fla.

## 1974-75 (14-10)

Coach: Torchy Clark

N29	at Georgia State	L	66-63
N30	USF@	W	75-74
D2	Edward Waters@	W	96-79
D3	at Florida Southern	L	90-80
D13	at St. Thomas	L	98-97
D30	Maine	L	60-57
J4	Ashland	W	63-58 (ot)
J6	Atlantic Christian	W	85-69
J14	vs. Valdosta State!	W	69-59
J15	vs. C.W. Post!	L	78-73
F8	Florida Tech	W	100-69
J22	Florida Memorial	W	97-60
J25	St. Leo	L	85-84
J28	Edward Waters	L	81-78
J31	West Florida	W	85-73
F1	Rollins	W	75-70
F5	at Florida A&M	L	85-82
F6	Georgia Southwestern	L	66-56
F11	St. Leo	W	63-42
F14	Florida Tech	W	103-76
F17	at USF	L	120-87
F20	at West Florida	W	98-87
F22	at Rollins	L	101-92
F25	St. Thomas@	W	47-45

@ - Winter Park High School

! Citrus Invitational - Lakeland, Fla.

## 1975-76 (20-5, 10-0 Sunshine State)

Coach: Torchy Clark

N29	USF	L	94-76
D4	St. Bernard	W	100-87
D6	Clearwater Christian	W	163-90
D10	at Memphis	L	76-57
D13	Georgia State	L	73-71
D16	Rio Grande	W	101-88
D18	Medgar Evers	W	131-70
J6	at West Florida	W	73-65
J9	Aquinas	W	101-84
J10	Dickinson	W	82-58
J14	Western New England	W	109-74
J21	Edward Waters	W	116-81
J24	St. Thomas	W	79-70
J27	St. Leo	W	80-56
J31	Florida Southern	W	92-76
F4	at Eckerd	W	95-69
F7	at Rollins	W	94-77
F11	Eckerd	W	113-85
F17	at St. Thomas	W	82-67
F21	at Florida Southern	W	72-68
F24	Rollins	W	95-78 (ot)
F26	at St. Leo	W	105-85
M11	vs. Valdosta State!	L	95-82
M12	vs. Rollins!	L	101-91

(home games played at Winter Park High School)

! NCAA Southeast Regional - Chattanooga, Tenn.

## 1976-77 (24-4, 8-2 Sunshine State)

Coach: Torchy Clark

N26	Flagler	W	89-62
N27	at Memphis	L	84-53
N29	at USF	W	66-57
D2	Tennessee Wesleyan	W	108-107 (ot)
D11	Illinois-Chicago	W	93-57
D16	Georgia State	W	91-76
D19	vs. Milton State!	W	79-61
D20	at Lawrence!	W	102-80
J4	Northwood	W	115-74
J5	Missouri Baptist	W	95-70
J10	Aquinas	W	98-81
J12	Eckerd	W	111-87
J15	Rollins	L	58-53
J17	at Flagler	W	129-79
J19	Upsala	W	102-77
J22	Florida Southern	W	77-69
J25	at Georgia State	W	74-68
J29	at St. Leo	W	79-72
J31	Florida Memorial	W	135-83
F5	at St. Thomas	W	80-71
F7	Eckerd	W	100-79
F12	Florida Southern	W	104-83
F16	at St. Thomas	W	61-52
F19	Florida Tech	W	123-96
F23	St. Leo	W	80-74 (3ot)
F26	at Rollins	L	71-64
M4	vs. Armstrong State@	W	91-82
M5	at Chattanooga@	L	88-79

! Lawrence Invitational - Appleton, Wis.

@ NCAA Southeast Regional - Chattanooga, Tenn.





# Year-By-Year Results

**1977-78 (26-4, 10-0 Sunshine State)**

Coach: Torchy Clark

N30	Flagler	W	84-56
D8	Southern Benedictine	W	64-61
D12	at Lamar	L	65-62 (ot)
D13	at Rice	L	65-63
D17	Lawrence	W	100-77
D19	vs. Knoxville!	W	95-85
D20	at Columbus!	W	74-62
J5	Edward Waters	W	102-92
J7	UNC-Asheville	W	88-70
J11	Western New England	W	106-79
J14	Florida Memorial	W	106-79
J17	at St. Thomas	W	64-46
J21	at Rollins	W	81-71
J24	Florida Southern	W	78-75
J26	at USF	W	79-57
J28	at Eckerd	W	109-81
J31	St. Leo	W	68-53
F2	at Flagler	W	88-64
F4	St. Thomas	W	76-68
F8	Rollins	W	76-72
F11	at Florida Southern	W	97-90
F14	Eckerd	W	100-67
F18	at St. Leo	W	79-61
F21	vs. St. Leo@	W	89-60
F22	vs. Rollins@	W	103-66
M3	Augusta#	W	86-66
M4	Florida A&M#	W	85-78
M11	San Diego\$	W	77-71
M17	vs. Cheyney State%	L	79-63
M18	vs. Eastern Illinois%	L	77-67

† Columbus Christmas Tournament - Columbus, Ga.

@ Sunshine State Tournament - Lakeland, Fla.

# NCAA South Regional - Orlando, Fla.

% NCAA Quarterfinals - Orlando, Fla.

% NCAA Div. II Championship - Springfield, Mo.

**1978-79 (19-7, 7-3 Sunshine State)**

Coach: Torchy Clark

N28	at Flagler	W	102-91
D9	Florida Memorial	W	112-84
D12	Malone	W	79-74
D15	at UTEP	L	92-64
D16	at New Mexico	L	124-92
D28	vs. VMI!	W	108-91
D29	vs. American!	L	85-83 (ot)
J2	Columbia	W	76-64
J4	Missouri Baptist	W	129-70
J6	Shippensburg State	W	97-67
J8	Blackburn	W	116-75
J10	Elmhurst	W	121-89
J17	Florida Tech	W	113-108
J20	at Florida Southern	W	80-69
J23	St. Thomas	W	95-83
J26	Flagler	W	118-77
J27	Eckerd	L	71-70
J30	at St. Leo	W	96-95 (ot)
F3	Rollins	W	73-72
F7	at St. Thomas	W	103-92
F12	Rollins	L	110-89
F15	Florida Southern	L	102-90
F17	St. Leo	W	89-85
F20	at Eckerd	W	84-82
F24	St. Leo@	W	85-70
F25	Rollins@	L	90-86

† Tangerine Bowl Tournament - Winter Park, Fla.

@ Sunshine State Tournament - Orlando, Fla.

**1979-80 (24-4, 8-2 Sunshine State)**

Coach: Torchy Clark

D1	at Furman	W	84-77
D4	Florida Memorial	W	116-70
D6	at Xavier (La.)	W	83-79
D10	Florida Tech	W	122-63
D11	Edward Waters	W	113-94
D15	Urbana	W	98-59
D29	Blackburn	W	107-72
J2	Xavier (La.)	W	109-79
J3	Central Connecticut State	W	77-69
J5	Aquinas	W	109-77
J8	Dickinson	W	86-70
J10	St. Michael's	W	90-64
J13	Western New England	W	114-87
J15	Webber	W	92-48
J19	St. Thomas	W	101-66
J21	at Florida Southern	L	96-90
J23	at Florida Tech	W	130-83
J26	Eckerd	W	68-55
J29	at Webber	W	98-53
J30	St. Leo	W	83-51
F2	at Rollins	W	72-70
F6	at St. Thomas	W	89-75
F9	Florida Southern	L	101-92
F13	at Eckerd	W	78-77
F16	at St. Leo	W	72-62
F20	Rollins	W	69-63
F24	vs. Rollins!	L	81-73
F28	vs. West Georgia@	W	81-78
F29	at Florida Southern@	L	71-64

† Sunshine State Tournament - Lakeland, Fla.

@ NCAA South Regional - Lakeland, Fla.

**1980-81 (23-5, 9-1 Sunshine State)**

Coach: Torchy Clark

N22	Edward Waters	L	89-87
N28	at Florida State	L	57-41
D6	Florida Memorial	W	92-66
D9	Monmouth (Ill.)	W	89-74
D12	vs. Central Michigan!	W	60-55
D13	vs. Stetson!	W	75-73 (2ot)
D17	Berry	W	72-45
J2	William Jewell	W	106-78
J6	Marietta	W	88-55
J8	Buffalo	W	59-40
J9	vs. California State (Pa.)@	W	58-48
J10	at Francis Marion@	W	47-38
J14	Florida Tech	W	81-65
J17	at St. Thomas	W	74-73
J21	Florida Southern	L	56-50
J24	at Eckerd	W	97-73
J28	at St. Leo	W	96-60
J31	Rollins	W	105-77
F4	St. Thomas	W	95-83
F7	at Florida Southern	W	83-81
F11	Eckerd	W	107-77
N/A	at Florida Tech	W	87-71
F14	St. Leo	W	111-73
F18	at Rollins	W	56-48
F27	vs. Biscayne#	W	72-68
F28	at Florida Southern#	L	86-77
M6	Morehouse\$	W	94-77
M7	Florida Southern\$	L	73-71

† Tangerine Bowl Tourn. - Winter Park, Fla.

@ Swamp Fox Invitational - Florence, S.C.

# Sunshine State Tournament - Lakeland, Fla.

\$ NCAA South Regional - Orlando, Fla.

**1981-82 (21-8, 9-3 Sunshine State)**

Coach: Torchy Clark

N20	Webber	W	84-48
N24	Edward Waters	W	103-71
N28	at Florida International	W	70-62
N30	Savannah State	W	81-67
D1	Florida Memorial	W	114-79
D8	at Samford	L	73-71
D12	Urbana	W	83-73
D15	Florida International	W	68-67
D17	Milwaukee Engineering	W	97-57
D19	at Tulsa	L	69-58
J4	Union	W	78-46
J6	Maine-Machias	W	119-65
J12	Eckerd	W	99-74
J14	St. Mary's (Md.)	W	83-68
J19	at Rollins	W	79-72
J22	Florida Southern	L	57-53
J26	St. Leo	W	95-58
J30	at St. Thomas	L	81-79
F2	at Florida Tech	W	71-58
F5	at Eckerd	W	74-66
F12	Rollins	W	75-73
F15	at Florida Southern	L	112-95
F17	at St. Leo	W	75-54
F20	St. Thomas	W	70-63
F22	Florida Tech	W	81-6
F26	vs. Rollins!	W	95-87
F27	vs. Biscayne!	L	68-66
M4	vs. SE Missouri State@	L	60-55
M5	vs. Central Missouri State@	L	70-62

† Sunshine State Tournament - Lakeland, Fla.

@ NCAA South/Central Regional - Warrensburg, Mo.

**1982-83 (19-9, 10-2 Sunshine State)**

Coach: Torchy Clark

N20	Savannah State	L	65-60
N22	at Valdosta State	L	101-94
D3	Troy!	L	84-81
D4	Florida International!	W	84-60
D8	Monmouth (Ill.)	W	89-66
D11	Bethune-Cookman	W	79-56
D14	at Georgia Southern	L	44-41
D16	North Park	W	67-54
D18	Valdosta State	W	78-67
D20	West Georgia	W	90-80
J3	Towson	W	80-57
J8	Fordham	W	80-66
J11	at Rollins	W	93-68
J14	Florida Southern	L	90-77
J18	Florida Tech	W	78-65
J21	St. Leo	W	70-61
J28	Centenary	L	83-74
J29	St. Thomas	W	75-64
J31	at Eckerd	W	83-81
F5	at Rollins	W	93-76
F7	Florida Southern	W	66-57
F11	at Florida Tech	W	85-70
F14	St. Leo	W	71-58
F17	at West Georgia	L	95-83
F19	St. Thomas	L	62-61
F21	Eckerd	W	70-64
F25	vs. Eckerd@	W	66-57
F26	at Florida Southern@	L	93-74

† UCF Holiday Tournament - Orlando, Fla.

@ Sunshine State Tournament - Lakeland, Fla.

# Year-By-Year Results

## 1983-84 (15-13, 9-3 Sunshine State)

Coach: Chuck Machock

N21	at Valdosta State	L	87-73
N26	at Florida State	L	96-65
N28	at Centenary	L	63-62
D6	at Otterbein	L	66-57
D8	at Tulane	L	82-54
D12	at Savannah State	L	57-53
D14	Urbana	W	63-50
D19	Valdosta State	W	68-50
D29	Stetson!	L	74-58
D30	Cincinnati!	L	62-48
J3	Bethune-Cookman	L	51-48
J4	Merrimack	W	67-56
J10	at Florida Southern	W	69-58
J13	at Florida Tech	W	109-63
J17	St. Leo	L	62-60
J20	at Tampa	L	64-59
J24	at St. Thomas	W	48-44
J27	at Eckerd	L	67-62
J31	Rollins	W	96-65
F3	Florida Southern	W	66-62
F7	Florida Tech	W	66-46
F10	at St. Leo	W	73-53
F13	Tampa	W	72-62
F15	Villanova-Miami	W	75-44
F18	Eckerd	W	87-62
F20	at Rollins	W	81-67
F24	vs. Villanova-Miami@	W	33-23
F25	vs. Tampa@	L	53-52

! Red Lobster Classic - Orange County Civic Center  
@ Sunshine State Tournament - Lakeland, Fla.

## 1984-85 (10-18)

Coach: Chuck Machock

N24	at Florida	L	106-55
N27	at #17 Arkansas	L	59-45
N30	Florida Southern*	L	53-50
D5	at Florida A&M	W	67-62
D6	at South Alabama	L	83-66
D15	at South Carolina	L	89-46
D17	at Dayton	L	71-61
D19	at Ohio State	L	83-59
D29	Louisiana-Lafayette*	L	88-55
D31	Southern Illinois*	L	76-65
J2	Eastern Illinois*	L	97-79
J5	Western Illinois*	W	58-55
J7	Brown*	W	51-50
J9	Maryland-Eastern Shore	W	70-58
J14	at Jacksonville	L	64-49
J17	Florida A&M	W	70-63
J21	Baptist	L	69-67 (ot)
J26	Nicholls State	W	71-70
J30	at Tennessee Tech	L	70-55
J31	at Akron	L	61-60 (ot)
F6	Bethune-Cookman	L	71-70
F9	at Campbell	W	69-59
F11	at Baptist	W	55-51
F16	Stetson*	L	71-64
F19	Rollins*	W	91-74
F23	at Stetson	W	66-60
F28	at Xavier	L	78-51
M2	at Nicholls State	L	64-59

\* - Orange County Civic Center

## 1985-86 (6-22)

Coach: Phil Carter

N23	George Mason	L	74-58
N26	at Florida	L	86-57
N30	at Georgia Southern	W	73-71
D2	Mercer	L	81-67
D7	at Louisiana-Lafayette	L	85-47
D10	Tennessee Tech	L	77-62
D12	at Florida Southern	L	97-73
D14	at Jacksonville	L	67-47
D19	South Alabama	L	64-46
D22	Auburn!	L	78-49
D23	Valdosta State!	L	55-46
J6	at Florida State	L	76-58
J7	at Florida A&M	L	84-75
J16	Armstrong State	W	79-62
J18	at South Carolina	L	79-73
J20	Florida A&M	L	105-91
J25	at Rollins	W	79-68
J27	Baptist	L	76-67
J29	Akron	L	81-70
F1	Campbell	W	68-56
F3	Howard	W	73-70
F6	at USF	L	81-65
F15	Stetson	L	87-81
F17	Bethune-Cookman	W	78-62
F20	at The Citadel	L	72-66
F22	at Baptist	L	77-74
F25	at Mercer	L	69-62
M5	at Stetson	L	87-59

! Red Lobster Classic - Orange County Civic Center

## 1986-87 (12-15)

Coach: Phil Carter

N28	at Miami!	L	64-54
N29	vs. La Salle!	L	68-43
D6	at Georgia	L	91-68
D10	at Florida	L	89-64
D13	at Hartford	L	73-52
D17	Rider	W	73-66
D19	Campbell@	W	88-82
D20	Coastal Carolina@	L	72-68
D29	Tennessee#	L	81-62
D30	Alcorn State#	L	77-74
J5	Western Illinois	L	79-77
J8	Central Connecticut State	W	86-73
J10	Delaware State	W	70-58
J12	Maryland-Eastern Shore	W	70-58
J15	Armstrong Atlantic	W	89-75
J21	Rollins	L	80-74
J24	at South Alabama	L	101-69
J26	at Florida State	L	76-57
J29	at Bethune-Cookman	W	73-62
F3	at Armstrong Atlantic	L	62-61
F10	Flagler	W	79-63
F14	Georgia Southern	W	61-59
F16	at Maryland	L	73-55
F21	Florida Tech	W	79-72
F25	Bethune-Cookman	W	86-69
F28	Florida International	W	102-87
M2	at Howard	L	86-67

! AMI Classic - Miami, Fla.

@ Merrill Lynch Classic - Valencia Community College

# Red Lobster Classic - Orange County Civic Center

## 1987-88 (9-19)

Coach: Phil Carter

N27	Bucknell	L	87-81
D2	U.S. International	L	79-75
D4	Saint Peter's!	W	67-63
D5	Campbell!	L	91-82
D12	at UMBC	L	85-57
D14	at George Mason	L	113-86
D17	at USF	L	86-71
D19	Northeastern	L	76-70 (ot)
D28	Alabama@	L	65-54
D29	Florida State@	L	101-67
J11	South Alabama	L	99-72
J14	UMBC	W	98-69
J16	St. Francis (N.Y.)	W	80-79
J18	at Jacksonville	L	92-76
J21	at Bethune-Cookman	W	68-67
J23	Florida International	W	93-82
J28	at Florida State	L	93-69
F1	Flagler	W	77-70
F3	Long Island	W	90-80
F6	Monmouth	W	74-71
F10	at U.S. International	L	96-79
F13	at Florida International	L	94-86
F16	at Northern Illinois	L	94-86
F20	at Rollins	L	98-82
F24	Bethune-Cookman	L	97-73
F27	Florida Tech	L	98-83
M3	Armstrong Atlantic	W	83-80
M5	at Miami	L	100-80

! Merrill Lynch Classic - Orlando, Fla.

@ Red Lobster Classic - Orange County Civic Center

## 1988-89 (7-20)

Coach: Phil Carter

N25	at #17 Florida State	L	133-79
D2	at Toledo	L	92-51
D3	at Dayton	L	109-77
D14	at Iowa	L	102-68
D17	at Alabama	L	86-48
D22	Winthrop	L	82-80 (ot)
D28	#10 Florida State!	L	97-64
D29	Auburn!	L	95-68
J2	William & Mary	W	69-65
J5	Liberty	W	69-65
J7	Coastal Carolina	L	78-77
J12	at Bethune-Cookman	L	60-55
J14	SE Louisiana	L	81-79
J19	Texas Wesleyan	W	82-77
J21	at Nicholls State	W	62-61
J24	Baptist	W	73-71
J28	Davidson	L	91-83
F1	Flagler	W	70-60
F4	vs. Rollins@	L	88-73
F7	Florida International	L	105-103 (2ot)
F11	Akron	L	75-71
F13	Northern Illinois	W	96-89
F18	at Florida International	L	90-86
F22	Bethune-Cookman	L	82-74
F25	at Davidson	L	75-64
M2	Warner Southern#	W	78-53
M3	Mount St. Mary's#	L	99-92

! Red Lobster Classic - Orange County Civic Center

@ Played at Amway Arena

# Merrill Lynch Classic - Orlando, Fla.



# Year-By-Year Results

**1989-90 (7-21)**

Coach: Joe Dean

N26	Queens (N.C.)	L	73-68
N28	Texas Wesleyan	W	80-79
D2	at #12 North Carolina	L	92-42
D4	at Tulsa	L	78-48
D7	Augusta	W	73-69
D9	Georgia!	L	92-62
D15	at Illinois-Chicago@	L	86-66
D16	vs. Howard@	L	81-65
D22	Drexel	L	83-72
D30	Yale	L	93-81 (ot)
J5	vs. Valparaiso#	L	90-89
J6	vs. Slippery Rock#	L	85-75
J8	at Louisiana-Lafayette	L	71-61
J11	at Florida A&M	L	99-82
J13	at Winthrop	L	60-45
J13	at Davidson	W	53-51
J20	Florida International	L	77-64
J25	at Bethune-Cookman	L	69-64 (ot)
J31	Rollins	L	64-62
F5	Samford	L	86-80
F8	at Augusta	L	73-65
F10	at Akron	L	77-65
F15	Florida A&M	W	55-49
F17	at Florida International	L	74-63
F23	Bethune-Cookman	W	98-83
F24	Davidson	L	83-74
M2	Liberty\$	W	86-79
M3	Long Island\$	W	105-91

! Red Lobster Classic - Amway Arena)

@ McClendon Classic - Chicago, Ill.

# Tangerine Tournament - Winter Park, Fla.

\$ UCF Classic - Orlando, Fla.

**1990-91 (10-17, 3-9 American South)**

Coach: Joe Dean

N23	SE Louisiana!	W	84-74
N24	Maine	W	86-79
D1	at Charleston Southern	W	89-76
D6	Mercer	W	111-74
D15	at UW-Milwaukee	L	86-84
D18	UNC-Asheville	W	91-76
D20	at Samford	L	70-61
D29	Stanford@	L	89-80
D30	DePaul@	L	81-78 (ot)
J4	vs. Brandon#	W	98-91
J5	at Rollins#	L	78-70
J10	at Lamar	L	100-66
J12	at Texas-Pan Am	W	81-80
J17	Arkansas State	L	82-76
J19	Louisiana Tech	L	80-63
J23	at New Orleans	L	72-64
J26	at Louisiana-Lafayette	L	109-88
J29	Florida International	W	86-80
J31	UW-Milwaukee	L	88-87
F4	Rollins	W	83-63
F7	Texas-Pan Am	W	68-61
F9	Lamar	W	89-72
F14	at Arkansas State	L	73-48
F16	at Louisiana Tech	L	65-53
F21	New Orleans	L	77-65
F23	Louisiana-Lafayette	L	94-85
F25	at Florida International	L	70-62
M1	vs. Louisiana Tech\$	L	89-57

! UCF Classic - Orlando, Fla.

@ Red Lobster Classic - Amway Arena)

# Tangerine Tournament - Winter Park, Fla.

\$ American South Tournament - New Orleans, La.

**1991-92 (10-18, 3-13 Sun Belt)**

Coach: Joe Dean

N30	Campbell!	W	82-74
D1	Delaware	L	92-79
D2	Long Island	W	113-84
D7	at #5 North Carolina	L	101-72
D9	at UNC-Greensboro	L	66-63
D16	Florida International	W	102-85
D18	at Lamar	L	95-89
D21	Georgia State	W	95-94 (ot)
D29	Alcorn State	W	96-88
D31	Radford	W	81-76
J2	at Georgia State	L	80-71
J4	UNC-Greensboro	W	71-57
J8	at New Orleans	L	76-60
J11	Jacksonville	L	78-74
J16	at Texas-Pan Am	W	59-51
J18	Louisiana-Lafayette	L	87-70
J25	at Louisiana Tech	L	78-61
J28	South Alabama	L	107-88
F1	Arkansas-Little Rock	W	79-71
F6	at Louisiana-Lafayette	L	77-72
F8	at Jacksonville	L	78-73
F10	Western Kentucky	L	81-78 (ot)
F15	New Orleans	L	94-64
F17	Arkansas State	L	72-71
F24	at South Alabama	L	93-78
F26	Texas-Pan Am	W	73-72
F29	at Western Kentucky	L	83-47
M5	vs. New Orleans@	L	66-47

! UCF Classic - Orlando, Fla.

@ Sun Belt Tournament - Biloxi, Miss.

**1992-93 (10-17)**

Coach: Joe Dean

D5	Winthrop	W	99-91
D8	Florida Atlantic	W	79-62
D12	at USF	L	92-81
D14	Mercer	L	81-78
D16	at Florida A&M!	W	68-66
D18	at UNC-Greensboro!	L	78-66
D21	Grambling@	L	85-81
D22	McNeese State@	L	77-73
D30	at Maine	W	78-67
J2	Buffalo	L	72-68
J4	UNC-Greensboro	W	72-66
J7	at Samford	L	65-52
J11	at Centenary	W	86-73
J13	Florida A&M	W	62-52
J18	at Stetson	L	98-81
J20	Samford	L	69-63
J26	USF	L	77-72
J28	at Southern	L	127-91
F1	at College of Charleston	L	74-65
F3	Florida International	L	77-72
F6	at Florida Atlantic	W	91-80
F11	Centenary	W	94-85
F15	at Mercer	L	93-84
F22	College of Charleston	L	62-59
F24	Southern	L	127-100
F27	at Florida International	W	74-60
M3	Stetson	L	95-82

! Capital City Classic - Tallahassee, Fla.

@ UCF Classic - Orlando, Fla.

NOTE: Played in Trans American Athletic Conference; did not play a full conference schedule, therefore, no conference rec.

**1993-94 (21-9, 11-5 Atlantic Sun)**

Coach: Kirk Speraw

Atlantic Sun Tournament Champions			
NCAA Tournament			
N30	Rollins	W	72-57
D4	at Winthrop	W	94-85
D13	Bethune-Cookman	W	77-73
D15	Florida Atlantic	W	100-74
D17	West Florida	W	102-61
D20	at Florida	L	83-69
D30	at Maine	L	101-97
J3	Florida International	W	82-81
J6	at Samford	L	63-48
J8	at Georgia State	L	72-63
J13	College of Charleston	W	80-77
J15	Mercer	L	67-58
J19	at Florida Atlantic	W	79-59
J22	at Stetson	W	96-91 (ot)
J27	at Centenary	W	89-82
J29	at SE Louisiana	W	92-80
F3	Georgia State	W	74-72
F5	Samford	W	80-70
F7	USF	W	89-85 (ot)
F10	at Mercer	W	85-79
F12	at College of Charleston	L	90-66
F19	Stetson	W	82-77
F21	at Florida International	W	79-75
F23	at Bethune-Cookman	L	90-85
F26	SE Louisiana	W	84-72
F28	Centenary	L	80-76
M3	Mercer!	W	90-68
M4	Centenary!	W	93-89
M5	Stetson!	W	70-67
M17	vs. #6 Purdue@	L	98-67

! Atlantic Sun Tournament - Orlando, Fla.

@ NCAA Tournament - Lexington, Ky.

**1994-95 (11-16, 7-9 Atlantic Sun)**

Coach: Kirk Speraw

N29	at Rollins	W	76-67
D3	at Eastern Kentucky	L	75-74 (ot)
D8	Georgia	L	83-52
D10	at USF	L	89-64
D15	Winthrop	W	86-80
D19	at Alabama	L	73-60
D28	Hartford	L	69-62
D30	UNLV	L	103-90 (ot)
J5	at Stetson	L	83-80 (ot)
J7	Florida International	W	97-85
J9	Florida Atlantic	W	68-62
J12	at Georgia State	W	68-61
J14	at Samford	L	74-73
J19	Mercer	L	82-79 (ot)
J21	Stetson	L	78-65
J26	Georgia State	W	93-77
J28	at College of Charleston	L	82-70
J30	at Campbell	L	73-61
F4	SE Louisiana	L	91-90
F6	Centenary	W	101-92
F9	at Florida International	L	84-61
F11	at Centenary	W	82-77
F16	Campbell	W	82-62
F18	College of Charleston	L	67-66
F22	at Florida Atlantic	W	75-64
F25	at Mercer	W	92-90
M2	SE Louisiana!	L	81-70

! Atlantic Sun Tournament - Orlando, Fla.

# Year-By-Year Results

## 1995-96 (11-19, 6-10 Atlantic Sun)

Coach: Kirk Speraw

Atlantic Sun Tournament Champions

NCAA Tournament

N27	Palm Beach Atlantic	W	101-74
N29	at Winthrop	W	77-65
D2	Northern Iowa	L	95-78
D11	USF	L	92-82
D17	Eastern Kentucky	L	79-72
D19	at #19 Georgia	L	103-54
D21	at Northern Iowa	L	76-71
D28	vs. Davidson!	L	90-51
D30	at UNLV!	L	74-53
J4	at Jacksonville State	W	93-73
J6	at Samford	L	92-78
J11	Centenary	L	84-60
J13	SE Louisiana	L	95-84
J15	NC State	L	81-74
J18	Mercer	L	67-65
J20	at Georgia State	W	95-75
J25	Florida Atlantic	W	79-68
J27	Florida International	L	83-78
F1	at College of Charleston	L	103-61
F3	at Campbell	W	79-58
F5	at Stetson	W	75-66
F8	College of Charleston	L	69-65
F10	Campbell	L	70-69
F17	Stetson	W	73-62
F22	at Florida International	L	93-86
F24	at Florida Atlantic	L	88-71
F29	vs. SE Louisiana@	W	83-80
M1	vs. Campbell@	W	80-71
M2	vs. Mercer@	W	86-77
M14	vs. #2 Massachusetts#	L	92-70

! UNLV Holiday Classic - Las Vegas, Nev.

@ Atlantic Sun Tournament - DeLand, Fla.

# NCAA Tournament - Providence, R.I.

## 1996-97 (7-19, 4-12 Atlantic Sun)

Coach: Kirk Speraw

N22	at Florida	L	80-63
N27	Winthrop	L	83-78
N30	Tennessee-Temple	W	89-85
D3	Nova Southeastern	W	79-54
D7	Bethune-Cookman	W	69-57
D14	at USF	L	66-47
D19	at NC State	L	70-52
D23	Youngstown State	L	83-74
D28	vs. Canisius!	L	80-55
D29	vs. Coastal Carolina!	L	77-71 (2ot)
J2	Jacksonville State	L	75-74
J4	Samford	L	68-65
J9	at Centenary	L	64-56
J11	at SE Louisiana	W	92-89 (ot)
J16	at Mercer	W	77-60
J18	Georgia State	W	85-68
J23	at Florida Atlantic	L	78-55
J25	at Florida International	L	96-55
J30	College of Charleston	L	87-63
F1	Campbell	W	84-69
F3	Stetson	L	71-59
F6	at College of Charleston	L	90-61
F8	at Campbell	L	82-76 (ot)
F15	at Stetson	L	85-70
F20	Florida International	L	91-75
F22	Florida Atlantic	L	81-66

! Dr. Pepper Classic - Chattanooga, Tenn.

## 1997-98 (17-11, 11-5 Atlantic Sun)

Coach: Kirk Speraw

N14	Auburn	L	70-63
N18	at Florida	L	100-85
N20	McNeese State	W	67-51
N25	at Bethune-Cookman!	W	75-57
N29	Toledo	L	69-64
D3	at Winthrop	W	73-68
D13	Nova Southeastern	W	86-62
D18	St. Thomas	W	94-60
D23	at Marquette	L	85-58
D30	at USF@	L	73-72
J3	at Mercer	W	82-72
J5	at Georgia State	L	76-70
J10	Troy	W	82-65
J12	Centenary	W	75-53
J15	Samford	L	78-66
J17	at Jacksonville State	W	89-80
J22	College of Charleston	L	65-47
J24	Campbell	L	68-64
J29	at Florida International	L	95-86
J31	at Florida Atlantic	W	81-72
F2	Stetson	W	77-74
F5	Florida Atlantic	W	88-67
F7	Florida International	W	86-83
F14	at Stetson	W	88-84
F19	at Campbell	W	82-52
F21	at College of Charleston	W	70-68 (ot)
F26	vs. Samford#	W	94-70
F27	at College of Charleston#	L	81-66

! Daytona Beach Ocean Center

@ Tampa Bay Ice Palace

# Atlantic Sun Tournament - Charleston, S.C.

## 1998-99 (19-10, 13-3 Atlantic Sun)

Coach: Kirk Speraw

N13	Rollins	W	104-98
N19	at Auburn	L	77-42
N27	at #7 Michigan State!	L	87-64
N28	vs. UNC-Wilmington!	W	61-50
D2	Winthrop	W	79-57
D11	at Miami	L	66-56
D15	at McNeese State	L	65-61
D17	at USF@	L	69-55
D20	Barry	W	73-64
D28	Ohio	L	94-66
J2	Campbell	L	76-52
J4	Georgia State	W	86-70
J7	at Campbell	W	90-79
J9	at Georgia State	L	81-76
J14	Jacksonville	W	74-58
J16	Stetson	W	84-65
J20	at Florida Atlantic	W	82-72
J23	at Centenary	L	87-80
J28	at Samford	L	70-58
J30	at Jacksonville State	W	82-64
F4	Mercer	W	69-64
F6	Troy	W	107-82
F9	at Stetson	W	80-68
F15	Centenary	W	59-49
F18	at Jacksonville	W	65-60
F20	Florida Atlantic	W	84-57
F25	vs. Troy#	W	66-55
F26	vs. Georgia State#	W	67-60
F27	vs. Samford#	L	89-61

! Spartan Coca-Cola Classic - East Lansing, Mich.

@ St. Petersburg Tropicana Field

# Atlantic Sun Tournament - Jacksonville, Fla.

## 1999-00 (14-18, 10-8 Atlantic Sun)

Coach: Kirk Speraw

N19	Miami	L	81-54
N23	at Winthrop	L	78-54
N26	vs. Clemson!	L	54-48
N27	vs. Old Dominion!	L	61-57
N28	vs. South Carolina State!	L	71-70
D3	USF	L	79-55
D10	Flagler	W	109-86
D13	at Ohio	L	77-57
D15	at Louisville	L	78-58
D21	UNC-Wilmington	L	74-60
D23	Middle Tennessee	W	88-77
D30	Troy	L	74-73
J5	Mercer	W	83-77
J8	at Samford	L	75-67
J10	at Jacksonville State	L	90-83 (ot)
J13	Georgia State	W	72-67
J15	Campbell	W	90-63
J19	Jacksonville	W	79-70
J22	Stetson	L	88-86
J26	at Florida Atlantic	W	84-68
J29	Jacksonville	W	65-57
J31	Stetson	L	75-61
F5	Florida Atlantic	W	86-59
F10	at Mercer	L	67-65
F12	at Troy	L	85-73
F17	Jacksonville State	W	68-64
F19	Samford	W	71-68 (ot)
F24	at Campbell	W	77-67
F26	at Georgia State	L	78-73
M2	vs. Jacksonville State@	W	74-55
M3	vs. Mercer@	W	84-79
M4	vs. Samford@	L	78-69

! SoCon Holiday Hoops - Greenville, S.C.

@ Atlantic Sun Tournament - Jacksonville, Fla.

## 2000-01 (8-23, 3-15 Atlantic Sun)

Coach: Kirk Speraw

N24	vs. Georgetown!	L	77-65
N25	vs. Duquesne!	L	90-79
N26	at Hawaii Pacific!	W	80-67
D2	at Mercer	L	69-68
D9	at Miami	L	83-73
D12	at Middle Tennessee	W	68-64
D15	at USF	L	85-55
D18	Wartburg	L	72-61
D22	at UNC-Wilmington	L	61-56
D28	Marist	W	78-67
D30	East Carolina	W	88-81
J2	at Troy	L	79-64
J6	Jacksonville State	W	72-58
J8	Samford	L	76-62
J11	at Campbell	W	73-60
J13	at Georgia State	L	97-75
J17	Stetson	L	77-68
J20	Jacksonville	L	58-54
J23	Florida Atlantic	W	89-79
J27	at Stetson	L	83-65
J29	at Jacksonville	L	74-65
J31	Hampton	L	78-74 (ot)
F2	at Florida Atlantic	L	62-55
F8	Troy	L	74-69
F10	Mercer	L	82-74
F15	at Samford	L	72-71 (ot)
F17	at Jacksonville State	L	69-60
F22	Georgia State	L	90-85
F24	Campbell	L	72-69
F28	vs. Jacksonville State@	W	100-57
M1	vs. Troy@	L	89-68

! Hawaii Pacific Thanksgiving Tourn. - Kapolei, Hawaii

@ Atlantic Sun Tournament - Atlanta, Ga.



# Year-By-Year Results

**2001-02 (17-12, 12-8 Atlantic Sun)**

Coach: Kirk Speraw

N16	Puerto Rico-Mayaguez	W	92-58
N19	at Hampton	L	73-72
N24	at East Carolina	W	82-72
N29	Jacksonville	W	73-72
D1	at Florida Atlantic	L	78-66
D8	Florida A&M	W	101-76
D13	Chicago State	W	100-67
D17	at Jacksonville State	L	72-69
D19	at Samford	L	59-58
D22	at Marist	L	78-63
J2	Stetson	W	75-69
J5	Campbell	W	99-86 (ot)
J7	Georgia State	L	92-84 (ot)
J10	at Troy	L	85-74
J12	at Mercer	W	81-71
J17	Belmont	W	76-59
J22	Florida Atlantic	W	62-56
J26	at Belmont	W	86-78 (ot)
J29	USF	L	84-79
F2	Mercer	W	86-53
F4	Troy	L	64-58
F7	at Georgia State	W	83-73
F9	at Campbell	L	86-84
F14	Samford	W	72-56
F16	Jacksonville State	W	68-50
F21	at Stetson	W	78-65
F23	at Jacksonville	L	82-80 (ot)
F28	Samford!	W	84-74
M1	Georgia State!	L	82-64

*! Atlantic Sun Tournament - Orlando, Fla.*
**2002-03 (21-11, 11-5 Atlantic Sun)**

Coach: Kirk Speraw

N22	at Navy	L	68-56
N25	Niagara	W	94-69
N29	at Tulane!	W	66-61
N30	vs. Maine!	W	72-55
D1	vs. Indiana State!	W	50-49
D7	at Florida A&M	L	55-54
D12	#25 College of Charleston	W	82-64
D15	at Tennessee-Martin	L	63-58
D18	at Chicago State	W	99-83
D21	Florida Gulf Coast	W	68-63
D27	Miami	L	62-51
D30	The Citadel	W	65-55
J4	Florida Atlantic	W	80-69
J6	at Kansas State	L	71-59
J11	at Troy	W	76-61
J13	at Mercer	L	85-63
J18	Stetson	W	82-70
J20	Jacksonville	W	72-48
J23	at Jacksonville State	W	68-66
J25	at Georgia State	W	81-74 (2ot)
J30	Belmont	L	60-58
F1	Samford	W	58-52
F4	at Campbell	W	98-69
F8	Gardner-Webb	W	82-59
F13	at Jacksonville	L	80-75
F15	at Stetson	W	90-82
F20	Troy	L	77-72
F22	Mercer	L	69-66
M1	Florida Atlantic	W	82-75
M6	vs. Jacksonville State@	W	68-51
M7	vs. Mercer@	W	79-59
M8	vs. Troy@	L	80-69

*! University Hoops Classic - New Orleans, La.*
*@ Atlantic Sun Tournament - Atlanta, Ga.*
**2003-04 (25-6, 17-3 Atlantic Sun)**

Coach: Kirk Speraw

Atlantic Sun Tournament Champions			
NCAA Tournament			
N22	Puerto Rico-Mayaguez	W	92-59
N25	at College of Charleston	L	72-63
N28	at The Citadel	W	74-60
D4	vs. #2 Florida!	L	59-39
D6	Navy	W	80-52
D15	at Campbell	W	68-61
D17	at Gardner-Webb	W	71-60
D22	at Niagara	W	69-67
D30	Tennessee-Martin	W	80-68
J3	Georgia State	W	70-60
J5	Mercer	W	60-56
J9	at Stetson	W	71-58
J11	at Jacksonville	W	63-51
J14	at Florida Atlantic	W	70-52
J17	Lipscomb	W	68-58
J19	Belmont	W	68-63
J23	at Troy	W	74-72
J28	Florida Atlantic	W	75-66
J31	Troy	L	76-64
F5	at Belmont	L	77-61
F7	at Lipscomb	W	73-57
F12	Jacksonville	W	78-69
F14	Stetson	W	74-54
F19	at Mercer	W	83-58
F21	at Georgia State	L	63-61
F26	Gardner-Webb	W	87-79
F28	Campbell	W	106-56
M4	vs. Jacksonville@	W	71-63
M5	at Belmont@	W	64-62
M6	vs. Troy@	W	60-55
M19	vs. #6 Pittsburgh#	L	53-44

*! Jacksonville Veterans Memorial Arena*
*@ Atlantic Sun Tournament - Nashville, Tenn.*
*# NCAA Tournament - Milwaukee, Wis.*
**2004-05 (24-9, 13-7 Atlantic Sun)**

Coach: Kirk Speraw

Atlantic Sun Tournament Champions			
NCAA Tournament			
N18	at Alaska-Fairbanks!	W	74-63
N20	vs. Utah State!	W	55-52
N21	vs. New Mexico State!	W	62-58
N24	Puerto Rico-Mayaguez	W	92-57
D2	Gardner-Webb	L	67-55
D4	UMKC	W	62-56
D16	Campbell	W	90-73
D18	at UMKC	W	57-56
D28	Brown@	L	83-82 (ot)
D29	Fordham@	W	65-61
J3	at Georgia State	L	76-63
J5	at Mercer	L	80-71
J9	Jacksonville	W	75-57
J11	Stetson	W	70-66
J13	at Florida Atlantic	W	73-70
J16	Troy	W	87-76
J20	Florida Atlantic	L	73-61
J23	at Belmont	L	67-52
J25	at Lipscomb	L	64-63
J29	Belmont	W	60-57
J31	Lipscomb	W	67-58
F4	at Troy	W	77-73
F10	at Stetson	W	71-62
F12	at Jacksonville	L	83-82 (ot)
F17	Mercer	W	79-65
F19	Georgia State	W	70-65
F21	South Dakota State	W	82-72
F24	at Gardner-Webb	W	58-55
F26	at Campbell	W	63-52
M3	vs. Mercer#	W	81-68
M4	at Belmont#	W	66-61
M5	vs. Gardner-Webb#	W	63-54
M18	vs. #13 Connecticut\$	L	77-71

*! BP Top of the World Classic - Fairbanks, Alaska*
*@ UCF Holiday Classic - Orlando, Fla.*
*# Atlantic Sun Tournament - Nashville, Tenn.*
*\$ NCAA Tournament - Worcester, Mass.*
**2005-06 (14-15, 7-7 Conference USA)**

Coach: Kirk Speraw

N18	Rollins	W	68-58
N22	Nova Southeastern	W	86-67
N26	Stetson	W	74-66
N29	Bethune-Cookman	W	61-48
D3	at #11 Florida	L	80-47
D13	at Florida Atlantic	L	59-54
D16	Norfolk State	W	63-47
D19	vs. Western Kentucky!	L	73-68
D21	vs. Sam Houston State!	L	68-63
D29	North Florida@	W	69-57
D30	Birmingham-Southern@	L	58-50
J3	at #19 Kentucky	L	59-57
J11	Marshall	L	73-69
J14	at Houston	W	66-56
J18	South Dakota State	L	69-64
J21	Tulsa	W	45-44
J25	at East Carolina	W	64-59
J28	at #3 Memphis	L	94-61
F4	UAB	L	75-68
F8	at Southern Miss	L	59-51
F11	Tulane	W	72-51
F15	Houston	L	78-71
F18	at SMU	L	77-55
F22	East Carolina	W	69-49
F25	at Rice	W	77-64
M1	at Marshall	L	73-61
M4	UTEP	W	66-55
M8	vs. East Carolina#	W	65-52
M9	vs. Houston#	L	71-52

*! Fiesta Bowl Classic - Tucson, Ariz.*
*@ UCF Holiday Classic - Orlando, Fla.*
*# Conference USA Tournament - Memphis, Tenn.*
**2006-07 (22-9, 11-5 Conference USA)**

Coach: Kirk Speraw

N15	Rollins	W	83-80 (ot)
N18	Stetson	W	73-60
N21	Bethune-Cookman	W	81-46
N24	Florida Tech	W	81-37
N27	Jacksonville	W	99-62
D9	Florida Atlantic	W	87-65
D12	at Minnesota	L	74-63
D19	vs. Utah!	W	67-61
D20	vs. Appalachian State!	L	75-64
D21	vs. Tennessee Tech!	W	75-63
D29	NJIT@	W	75-63
D30	Texas-Pan Am@	W	88-62
J3	at Colorado	L	96-87
J6	at South Dakota State	W	72-61
J10	at UAB	L	74-64 (ot)
J13	at Marshall	W	78-71
J17	SMU	W	64-56
J20	Rice	W	72-67
J24	at Houston	L	73-70 (ot)
J27	at UTEP	W	67-64
J31	#11 Memphis	L	87-65
F3	Tulsa	W	63-53
F7	at East Carolina	W	67-49
F10	Marshall	W	75-58
F14	at Tulane	L	86-80
F17	at Rice	W	74-63
F21	Southern Miss	W	59-56
F24	at Tulsa	L	66-64 (ot)
F29	Houston	W	75-72 (ot)
M3	East Carolina	W	77-64
M8	vs. Rice#	L	53-51

*! San Juan Shootout - Guaynabo, Puerto Rico*
*@ UCF Holiday Classic - Orlando, Fla.*
*# Conference USA Tournament - Memphis, Tenn.*

# Year-By-Year Results

## 2007-08 (16-15, 9-7 Conference USA)

Coach: Kirk Speraw

N11	Nevada	W	63-60
N16	Norfolk State	W	78-64
N22	vs. #19 Villanova!	L	76-68
N23	vs. #18 Kansas State!	L	73-71 (ot)
N25	vs. Penn State!	W	70-59
N28	Presbyterian	W	80-53
D1	at USF	L	75-67
D8	Ole Miss	L	76-67
D11	Louisiana-Lafayette	W	65-52
D16	at Nevada	L	86-74
D28	Connecticut	L	85-82
D30	NJIT@	W	82-50
D31	Long Island@	W	78-69
J5	at Sam Houston State	L	60-58 (ot)
J8	at Southern Miss	W	52-41
J12	Tulsa	W	97-91 (3ot)
J19	at East Carolina	W	71-66
J23	UTEP	W	109-80
J26	at SMU	L	69-67 (ot)
J30	UAB	L	88-81
F2	Houston	L	84-81
F6	Marshall	W	77-63
F9	at #1 Memphis	L	85-64
F16	at Rice	W	60-53
F20	East Carolina	W	110-75
F23	at Marshall	L	71-66
F27	Tulane	W	80-63
M1	Rice	W	68-60
M5	at Houston	L	73-68
M8	at Tulsa	L	71-53
M13	Southern Miss#	L	68-62

! Old Spice Classic - Lake Buena Vista, Fla.

@ UCF Holiday Classic - Orlando, Fla.

# Conference USA Tournament - Memphis, Tenn.

## 2008-09 (0-14, 0-9 Conference USA)\*

Coach: Kirk Speraw

N16	North Carolina A&T	W	81-62
N18	at Valparaiso	L	69-52
N22	at New Mexico!	W	72-71
N26	at Ole Miss!	L	78-46
N29	vs. South Dakota State@	W	66-64
N30	vs. Morehead State@	L	71-65
D6	USF	W	71-63
D12	Florida Tech	W	110-68
D20	vs. Florida#	L	89-61
D22	Valparaiso	W	85-60
D29	Penn\$	W	81-64
D30	Chicago State\$	W	89-75
J3	Sam Houston State	W	86-70
J6	Holy Cross	W	70-57
J10	Memphis	L	73-66
J13	at UAB	L	60-52
J17	at Rice	L	77-52
J21	Southern Miss	W	73-61
J25	Marshall	W	87-69
J28	SMU	W	70-45
J31	at Tulane	W	79-74 (ot)
F4	Houston	L	97-69
F7	at East Carolina	L	89-75
F11	at UTEP	L	73-68
F14	Tulsa	W	74-72
F21	at Houston	L	77-72
F25	Rice	L	69-66
F28	at Marshall	L	67-62
M4	at Tulsa	L	79-70
M7	East Carolina	W	74-71
M11	vs. Southern Miss%	L	77-53

! Cancun Challenge - Albuquerque, N.M.

@ Cancun Challenge - Cancun, Mexico

# Jacksonville Veterans Memorial Arena

\$ UCF Holiday Classic - Orlando, Fla.

% Conference USA Tournament - Memphis, Tenn.

\* 2008-09 (17-14, 7-9 C-USA) victories vacated due to NCAA sanctions

## 2009-10 (0-17, 0-10 Conference USA)\*

Coach: Kirk Speraw

N13	Massachusetts	W	84-67
N17	Howard!	W	68-59
N20	vs. Auburn@	W	84-74
N21	vs. Niagara@	L	63-46
N22	vs. Drake@	W	59-50
N28	Albany	W	76-72
D1	Newberry	W	80-62
D6	at Notre Dame	L	90-72
D12	Bethune-Cookman	W	63-50
D16	at USF	L	69-65
D20	at #14 Connecticut	L	60-51
D29	Liberty#	W	82-58
D30	Jacksonville#	L	61-51
J5	at #14 Ole Miss	L	84-56
J9	Rice	W	77-58
J13	Marshall	L	81-75
J16	at Tulsa	L	90-70
J20	at Houston	W	78-71
J23	UTEP	L	96-59
J27	at SMU	L	65-43
J30	Tulsa	L	55-50
F2	at East Carolina	W	67-56
F10	at Memphis	L	76-70
F13	Tulane	W	62-54
F16	Houston	W	68-65
F20	at Southern Miss	L	68-58
F24	UAB	L	53-49
F27	at Marshall	L	121-115 (3OT)
M2	East Carolina	L	68-66
M6	at Rice	W	66-59
M10	vs. SMU\$	W	69-53
M11	vs. UTEP\$	L	76-54

! Glenn Wilkes Classic - Orlando, Fla.

@ Glenn Wilkes Classic - Daytona Beach, Fla.

# UCF Holiday Classic - Orlando, Fla.

\$ Conference USA Tournament - Tulsa, Okla.

\* 2009-10 (15-17, 6-10 C-USA) victories vacated due to NCAA sanctions

## 2010-11 (0-12, 0-10 Conference USA)\*

Coach: Donnie Jones

N12	West Florida	W	115-61
N15	Jackson State	W	80-39
N18	USF	W	65-59
N23	at Stetson	W	85-58
N27	Alabama State	W	84-48
D1	vs. #16 Florida!	W	57-54
D4	Southeastern Louisiana	W	74-49
D11	Bethune-Cookman	W	76-59
D15	Louisiana-Lafayette	W	79-58
D18	vs. Miami@	W	84-78
D22	at Massachusetts	W	64-59
D29	Furman#	W	71-53
D30	Princeton#	W	68-62
J5	Marshall	W	65-58
J8	at Houston	L	76-71
J15	at Southern Miss	L	86-69
J19	East Carolina	L	74-62
J22	Rice	L	57-50
J26	at Memphis	L	77-61
J29	UAB	L	74-69
F5	at East Carolina	L	68-61
F9	Memphis	L	63-62
F12	Tulsa	W	58-57
F16	at Tulane	W	65-62
F19	at UAB	L	63-58
F21	at UTEP	W	74-68
F26	Southern Miss	W	65-64
M2	SMU	W	51-58
M5	at Marshall	L	83-69
M9	vs. East Carolina\$	L	75-60
M16	St. Bonaventure%	W	69-54
M21	Rhode Island%	W	66-54
M23	at Creighton%	L	82-64

! Florida Citrus Sports Shootout - Amway Center

@ MetroPCS Orange Bowl Classic - Sunrise, Fla.

# UCF Holiday Classic - Orlando, Fla.

\$ Conference USA Tournament - El Paso, Texas

% College Basketball Invitational

\* 2010-11 (21-12, 6-10 C-USA) victories vacated due to NCAA sanctions

## 2011-12 (22-11, 10-6 Conference USA)

Coach: Donnie Jones

N12	Saint Thomas	W	74-61
N14	at #24 Florida State	L	73-50
N18	High Point	W	84-72
N24	vs. College of Charleston!	W	74-63
N25	vs. #4 Connecticut!	W	68-63
N26	vs. Harvard!	L	59-49
D3	Hartford	W	67-48
D10	Bethune-Cookman	W	53-51
D13	North Carolina A&T	W	77-65
D17	Old Dominion	W	61-53
D21	at Louisiana-Lafayette	L	61-60
D29	Stetson@	W	80-70
D30	Rhode Island@	W	65-54
J4	Tulane*	W	60-53
J7	at East Carolina*	W	81-63
J11	Houston*	W	74-63
J14	at Marshall*	L	65-64
J18	Memphis*	W	68-67
J21	at UAB*	W	48-41
J25	at Tulsa*	L	66-61
J28	Southern Miss*	L	78-65
J30	Palm Beach Atlantic	W	84-69
F4	at SMU*	W	59-52
F8	Marshall*	W	67-60
F11	at Southern Miss*	L	78-74
F18	East Carolina*	W	64-55
F22	at Rice*	L	83-74
F25	UTEP*	W	63-45
F28	at Memphis*	L	84-55
M3	UAB*	W	71-63
M8	vs. UAB#	W	64-54
M9	at Memphis#	L	83-52
M14	at Drexel\$	L	81-56

! Battle 4 Atlantis - Paradise Island, Bahamas

@ UCF Holiday Classic - Orlando, Fla.

\* Conference USA Game

# Conference USA Tournament - Memphis, Tenn.

\$ National Invitation Tournament

## 2012-13 (20-11, 9-7 Conference USA)

Coach: Donnie Jones

N10	at USF	W	74-56
N13	Alabama State	W	85-56
N18	Savannah State	W	53-50
N20	Middle Tennessee	L	75-61
N23	at #7 Florida	L	79-66
D1	Florida Tech	W	90-62
D12	Bethune-Cookman	W	72-62
D14	at Old Dominion	W	72-50
D18	Miami	L	72-50
D20	Stetson	W	83-66
D28	Howard!	W	62-45
D30	Belmont!	W	66-63
J2	USF	L	65-56
J5	Florida A&M	W	99-69
J9	UAB	W	64-48
J12	at East Carolina*	L	88-85 (ot)
J19	at Houston*	W	79-75 (ot)
J23	Rice*	W	78-67
J26	SMU*	W	74-65
J30	at Tulane*	W	58-50
F2	at Marshall*	L	75-71
F6	Southern Miss*	W	60-58
F9	East Carolina*	W	83-73
F13	at #22 Memphis*	L	93-71
F16	at UTEP*	L	73-58
F20	Marshall*	L	82-70
F23	Tulsa*	W	83-75
F26	Georgia Southwestern	W	65-50
M2	#17 Memphis*	L	76-67
M6	at UAB*	W	74-70
M9	at Southern Miss*	L	70-62

! UCF Holiday Classic - Orlando, Fla.

\* Conference USA Game



# Year-By-Year Results

**2013-14 (13-18, 4-14 The American)**

Coach: Donnie Jones

N8	Tampa	W, 97-72
N13	Florida State	L, 80-68
N17	Bethune-Cookman	W, 83-63
N21	at Miami	W, 63-58
N26	at Valparaiso	L, 85-70
D3	at Florida Atlantic	L, 75-64
D7	Stetson	W, 77-58
D11	Howard	W, 79-64
D17	Jacksonville	W, 104-64
D21	Rio Grande!	W, 86-58
D22	Valparaiso!	W, 90-62
D31	#10 Louisville*	L, 90-65
J4	Temple*	W, 78-76
J11	at Connecticut*	L, 84-61
J15	at Rutgers*	L, 85-75
J18	SMU*	L, 58-46
J23	at #15 Cincinnati*	L, 69-51
J29	#22 Memphis*	L, 69-59
F1	at #7 Louisville*	L, 87-70
F5	USF*	L, 79-78 (OT)
F9	#22 Connecticut*	L, 75-55
F12	at #20 Memphis*	L, 76-70
F15	at USF*	W, 75-74
F19	#7 Cincinnati*	L, 77-49
F22	at Houston*	L, 88-84
F26	Rutgers*	W, 67-65
M1	at #23 SMU*	L, 70-55
M4	at Temple*	L, 86-78 (OT)
M7	Houston*	W, 104-83
M12	vs. Temple@	W, 94-90 (2OT)
M13	vs. #12 Cincinnati@	L, 61-58

*I UCF Holiday Classic - Orlando, Fla.*  
*\*American Athletic Conference Game*  
*@ The American Tournament - Memphis, Tenn.*

**2014-15 (12-18, 5-13 The American)**

Coach: Donnie Jones

N16	Stetson	W, 64-55
N20	Eckerd	W, 76-59
N23	USC Upstate	W, 76-69
N26	Davidson	L, 95-69
N30	Bethune-Cookman	W, 75-67
D2	Georgia Southern	W, 61-59
D6	at Florida State	L, 96-73
D11	at Illinois-Chicago	L, 71-60
D13	Florida Atlantic	L, 54-41
D17	Detroit	W, 75-70
D22	Southeastern Louisiana	W, 70-65
D31	Tulsa*	L, 56-54
J4	at Temple*	L, 84-78
J6	at Houston*	W, 79-78 (ot)
J11	SMU*	L, 70-61
J14	Tulane*	W, 103-100 (3ot)
J17	at Memphis*	L, 99-79
J22	at UConn*	L, 67-60
J25	Cincinnati*	L, 56-46
J28	Temple*	L, 86-62
J31	at SMU*	L, 75-56
F7	at East Carolina*	L, 67-49
F11	USF*	W, 73-62
F15	Houston*	W, 56-54
F19	at Tulane*	W, 69-55
F22	Memphis*	L, 75-65 (ot)
F25	at Cincinnati*	L, 83-60
F28	East Carolina*	L, 71-66
M4	at USF*	L, 74-45
M12	vs. East Carolina!	L, 81-80 (ot)

*\* American Athletic Conference Game*  
*! The American Tournament - Hartford, Conn.*

**2015-16 (12-18, 6-12 The American)**

Coach: Donnie Jones

N14	at Davidson	L, 90-85
N18	UC Irvine	L, 61-60 (OT)
N21	UNC Greensboro	W, 65-54
N28	at Miami (Ohio)	L, 64-63
D2	at Stetson	W, 94-85
D5	Illinois-Chicago	W, 88-58
D8	UMass	W, 67-63
D12	Florida Atlantic	W, 75-61
D19	at Detroit	L, 95-89
D22	Bethune-Cookman	L, 101-96 (OT)
D29	George Washington	L, 67-50
J2	at ECU*	W, 71-68
J6	USF*	W, 75-64
J10	at #15 SMU*	L, 88-73
J16	ECU*	W, 89-69
J20	at USF*	W, 64-54
J24	at Tulsa*	L, 75-60
J26	Memphis*	L, 97-86
J31	UConn*	L, 67-41
F4	at Tulane*	W, 70-62
F6	Temple*	L, 62-60
F9	Cincinnati*	L, 69-51
F13	at Houston*	L, 82-58
F17	at Memphis*	L, 73-56
F21	Tulsa*	L, 75-67
F24	Houston*	L, 88-61
F27	at Temple*	L, 63-61
M2	Tulane*	W, 73-65
M6	at UConn*	L, 67-46
M10	vs. Tulane!	L, 65-63

*\* American Athletic Conference Game*  
*! The American Tournament - Amway Center*

**2016-17 (24-12, 11-7 The American)**

Coach: Johnny Dawkins

N14	Nicholls	W, 80-56
N17	vs. Mississippi State&	W, 86-61
N18	at Charleston&	W, 60-40
N20	vs. #3 Villanova&	L, 67-57
N26	Seattle	W, 67-51
N30	Stetson	W, 81-45
D3	at Massachusetts	W, 65-62
D10	Maryland Eastern Shore	W, 76-58
D12	Pennsylvania	L, 58-49
D15	at George Washington	L, 74-59
D18	Miami (Ohio)	W, 80-73
D21	Bethune-Cookman	W, 71-41
D28	at Tulane*	W, 85-72
D31	Temple*	W, 77-53
J3	ECU*	W, 48-45
J8	at UConn*	L, 64-49
J14	Houston*	W, 77-70
J17	USF*	W, 86-64
J22	at Memphis*	L, 70-65
J25	SMU*	L, 65-60
J28	at Tulsa*	L, 77-66
F1	at Houston*	L, 82-64
F4	Memphis*	W, 72-57
F8	at #11 Cincinnati*	L, 60-50
F11	UConn*	L, 66-63
F14	Tulsa*	W, 71-53
F18	at ECU*	W, 61-58
F22	at Temple*	W, 71-69
F26	#15 Cincinnati*	W, 53-49
M2	at USF*	W, 59-56
M10	vs. Memphis!	W, 84-54
M11	vs. #12 SMU!	L, 70-59
M15	Colorado%	W, 79-74
M20	at Illinois State%	W, 63-62
M22	Illinois%	W, 68-58
M28	vs. TCU#	L, 68-53

*& Gildan Charleston Classic - Charleston, S.C.*  
*\* American Athletic Conference Game*  
*! The American Tournament - Hartford, Conn.*  
*% National Invitation Tournament*  
*# NIT Semifinals - Madison Square Garden*

**2017-18 (19-13, 9-9 The American)**

Coach: Johnny Dawkins

N10	Mercer	W, 88-79
N15	Gardner-Webb	W, 68-65
N18	William & Mary	W, 75-64
N23	vs. Nebraska&	W, 68-59
N24	vs. #20 West Virginia&	L, 83-45
N26	vs. St. John's&	L, 46-43
N30	Missouri	L, 62-59
D3	at #24 Alabama	W, 65-62
D9	Southern	W, 76-60
D12	Southeastern Louisiana	W, 61-53
D19	at Stetson	W, 74-55
D21	South Carolina State	W, 89-64
D27	at SMU*	L, 56-51
D31	at ECU*	W, 59-39
J3	Memphis*	W, 65-56
J7	Temple*	W, 60-39
J10	at UConn*	L, 62-53
J16	#11 Cincinnati*	L, 49-38
J20	at USF*	W, 71-69
J25	at #16 Wichita State*	L, 81-62
J31	UConn*	W, 70-61
F3	Houston*	L, 69-65
F6	at #6 Cincinnati*	L, 77-40
F11	at Memphis*	W, 68-64
F14	USF*	W, 72-57
F17	SMU*	W, 52-37
F21	at Tulsa*	L, 70-61
F25	at Temple*	L, 75-56
M1	#11 Wichita State*	L, 75-71 (ot)
M4	Tulane*	W, 60-51
M8	vs. ECU!	W, 66-52
M9	vs. #21 Houston!	L, 84-56

*& AdvoCare Invitational - Lake Buena Vista, Fla.*  
*\* American Athletic Conference Game*  
*! The American Tournament - Amway Center*

**2018-19 (24-9, 13-5 The American)**

Coach: Johnny Dawkins

NCAA Tournament Second Round

N6	Rider	W, 84-70
N11	FAU	L, 80-79
N15	vs. Cal State Fullerton&	W, 68-52
N16	vs. Saint Joseph's&	W, 77-57
N18	vs. Western Kentucky&	W, 78-62
N24	Northern Kentucky	W, 66-53
N29	Alabama	W, 70-64
D2	at Missouri	L, 64-62 (ot)
D8	Grambling State	W, 70-45
D11	Georgia Southern	W, 95-88
D16	Stetson	W, 90-65
D21	Illinois State	W, 77-56
J2	Temple*	W, 78-73
J5	at UConn*	W, 65-53
J13	ECU*	W, 76-65
J16	at Wichita State*	L, 75-67
J19	Tulsa*	W, 64-62
J23	at Tulane*	W, 75-50
J27	at Memphis*	L, 77-57
J31	UConn*	W, 73-67
F7	#12 Houston*	L, 77-68
F10	at SMU*	W, 71-65
F13	South Florida*	W, 78-65
F16	Memphis*	W, 79-72
F21	at #23 Cincinnati*	L, 60-55
F24	SMU*	W, 95-48
F27	at South Florida*	W, 75-63
M2	at #6 Houston*	W, 69-64
M7	#19 Cincinnati*	W, 58-55
M9	at Temple*	L, 67-62
M15	at Memphis!	L, 79-55
M22	vs. VCU%	W, 73-58
M24	vs. #1 Duke%	L, 77-76

*& Myrtle Beach Invitational - Conway, S.C.*  
*\* American Athletic Conference Game*  
*! The American Tournament - Memphis, Tenn.*  
*% NCAA Tournament - Columbia, S.C.*

# Year-By-Year Results

## 2019-20 (16-14, 7-11 The American)

Coach: Johnny Dawkins

N9	Prairie View	W, 73-69
N12	Miami	L, 79-70
N17	at Illinois State	W, 67-65
N23	Charleston	W, 72-71
N28	vs. Pennsylvania&	L, 68-67
N29	vs. Pepperdine&	W, 78-65
D1	vs. Charleston&	W, 77-56
D7	NJIT	W, 78-65
D10	Green Bay	W, 79-66
D15	Sacred Heart	W, 79-65
D18	Bethune-Cookman	W, 70-65
D21	at Oklahoma	L, 53-52
D31	Temple*	L, 62-58
J3	at Houston*	L, 78-63
J8	at SMU*	L, 81-74
J11	Cincinnati*	L, 68-54
J14	at Tulane*	W, 74-55
J18	South Florida*	W, 55-54
J25	at Wichita State*	L, 87-79
J29	Memphis*	L, 59-57
F1	at South Florida*	L, 64-48
F6	at ECU*	W, 68-64
F9	Tulsa*	W, 83-75
F13	Wichita State*	L, 75-58
F19	at Cincinnati*	W, 89-87 (2ot)
F22	Tulane*	L, 75-74
F26	at UConn*	L, 81-65
F29	at Tulsa*	L, 65-54
M4	SMU*	W, 61-58
M8	ECU*	W, 94-62

& Wooden Legacy - Anaheim, Calif.

\* American Athletic Conference Game

! The American Tournament - canceled due to COVID-19

## 2020-21 (11-12, 8-10 The American)

Coach: Johnny Dawkins

N28	Oklahoma	Postponed (COVID)
N30	Auburn	W, 63-55
D6	at Michigan	L, 80-58
D19	at #15 Florida State	W, 86-74
D22	Cincinnati*	W, 75-70
D26	#6 Houston*	L, 63-54
J2	at South Florida*	L, 68-61
J14	at Temple*	L, 62-55
J17	at #11 Houston*	L, 75-58
J23	SMU*	L, 78-65
J27	ECU*	W, 71-64
J30	at Wichita State*	L, 93-88
F1	at Memphis*	L, 96-69
F3	at Memphis*	L, 75-61
F6	at Tulsa*	W, 65-58
F10	Wichita State*	L, 61-60
F12	Tulane*	W, 53-49
F14	at Cincinnati*	L, 69-68
F17	South Florida*	W, 81-65
F20	at Tulane*	W, 84-81
F23	at SMU*	Postponed (COVID)
F27	Temple*	Postponed (COVID)
M2	Tulsa*	W, 73-69
M4	at ECU*	W, 64-60
M11	vs ECU!	W, 72-62
M12	vs Memphis!	L, 70-62

\* American Athletic Conference Game

! The American Tournament - Fort Worth, Texas

## 2021-22 (18-12, 9-9 The American)

Coach: Johnny Dawkins

N10	Robert Morris	W, 69-59
N13	at Miami	W, 95-89
N16	Jacksonville	W, 63-54
N20	at Evansville	W, 75-59
N27	Oklahoma	L, 65-62
D1	at #21 Auburn	L, 85-68
D5	Bethune-Cookman	W, 81-45
D11	North Carolina A&T	W, 83-68
D15	at Temple*	W, 65-48
D18	vs. Florida State	Canceled
D22	North Alabama	W, 75-64
D30	Michigan	W, 85-71
J2	at SMU*	L, 72-60
J5	Temple*	L, 66-62
J8	Tulsa*	Postponed
J12	Memphis*	W, 74-64
J15	at USF*	L, 75-51
J18	at East Carolina*	W, 92-85 (OT)
J22	Tulane*	W, 68-66
J26	at Wichita State*	L, 84-79
J29	#7 Houston*	L, 63-49
F3	USF*	W, 68-49
F5	at Memphis*	L, 88-60
F8	Wichita State*	W, 71-66
F14	Tulsa*	W, 76-67
F17	at #14 Houston*	L, 70-52
F20	East Carolina*	W, 69-66
F23	Cincinnati*	W, 75-61
M3	at Tulane*	L, 82-67
M6	at Tulsa*	L, 73-72
M10	vs. USF!	W, 60-58
M11	vs. Memphis!	L, 85-69

\* American Athletic Conference Game

! The American Tournament - Fort Worth, Texas

## 2022-23 (19-15, 8-10 The American)

Coach: Johnny Dawkins

N7	UNC Asheville	L, 98-95 (2OT)
N11	Florida State	W, 68-54
N14	Western Illinois	W, 70-37
N18	vs. Oklahoma State&	W, 60-56 (OT)
N20	vs. Santa Clara&	W, 57-50
N23	Evansville	W, 76-56
N27	Miami	L, 66-64
D4	Samford	W, 80-77 (OT)
D11	Tarleton	W, 75-49
D14	at Ole Miss	W, 72-61
D17	vs. Missouri#	L, 68-66
D21	Stetson	W, 73-58
D28	Wichita State*	W, 52-45
D31	at #3 Houston*	L, 71-65
J4	at East Carolina*	W, 64-61
J8	SMU*	W, 85-53
J11	Memphis*	W, 107-104 (2OT)
J14	at Tulane*	L, 77-69
J21	at USF*	L, 85-72
J25	#3 Houston*	L, 82-71
J28	Temple*	L, 77-70 (OT)
F4	at Cincinnati*	L, 73-64
F8	at Wichita State*	W, 72-67
F11	Tulsa*	W, 96-52
F16	at Memphis*	L, 64-63
F19	Cincinnati*	L, 73-71
F22	USF*	L, 82-75
F26	at Tulsa*	W, 68-49
M2	at Temple*	L, 57-55
M5	East Carolina*	W, 84-58
M9	vs. SMU!	W, 76-70
M10	vs. Memphis!	L, 81-76
M15	at Florida%	W, 67-49
M19	at Oregon%	L, 68-54

& Baha Mar Hoops Bahamas Championship

# AutoNation Orange Bowl Basketball Classic

\* American Athletic Conference Game

! The American Tournament - Fort Worth, Texas

% National Invitation Tournament





# All-Time Series History vs. 2023-24 Big 12 Opponents

**BAYLOR**

First Meeting

**BYU**

First Meeting

**CINCINNATI (5-15, H: 4-7, A: 1-7, N: 0-1)**

Date	Opponent	H/A/N	W/L	Score
Dec. 30, 1983	H	L		62-48
Jan. 23, 2014	A	L		69-51
Feb. 19, 2014	H	L		77-49
March 13, 2014	N	L		61-58
Jan. 25, 2015	H	L		56-46
Feb. 25, 2015	A	L		83-60
Feb. 9, 2016	H	L		69-51
Feb. 8, 2017	A	L		60-50
Feb. 26, 2017	H	W		53-49
Jan. 16, 2018	H	L		49-38
Feb. 6, 2018	A	L		77-40
Feb. 21, 2019	A	L		60-55
Mar. 7, 2019	H	W		58-55
Jan. 11, 2020	H	L		68-54
Feb. 19, 2020	A	W		89-87 (2ot)
Dec. 22, 2020	H	W		75-70
Feb. 14, 2021	A	L		69-68
Feb. 23, 2022	H	W		75-61
Feb. 4, 2023	A	L		73-64
Feb. 19, 2023	H	L		73-71

**HOUSTON (11-22, H: 6-9, A: 5-11, N: 0-2)**

Date	Opponent	H/A/N	W/L	Score
Jan. 14, 2006	A	W		66-56
Feb. 15, 2006	H	L		78-71
March 9, 2006	N	L		71-52
Jan. 24, 2007	A	L		73-70 (ot)
Feb. 28, 2007	H	W		75-72 (ot)
Feb. 2, 2008	H	L		84-81
March 5, 2008	A	L		73-68
Feb. 4, 2009	H	L		97-69
Feb. 21, 2009	A	L		77-72
Jan. 20, 2010*	A	W		78-71
Feb. 16, 2010*	H	W		68-65
Jan. 8, 2011	A	L		76-71
Jan. 11, 2012	H	W		74-63
Jan. 19, 2013	A	W		79-75 (ot)
Feb. 22, 2014	A	L		88-84
March 7, 2014	H	W		104-83
Jan. 6, 2015	A	W		79-78 (ot)
Feb. 15, 2015	H	W		56-54
Feb. 13, 2016	A	L		82-58
Feb. 24, 2016	H	L		88-61
Jan. 14, 2017	H	W		77-70
Feb. 1, 2017	A	L		82-64
Feb. 3, 2018	H	L		69-65
Mar. 9, 2018	N	L		84-56
Feb. 7, 2019	H	L		77-68
Mar. 2, 2019	A	W		69-64
Jan. 3, 2020	A	L		78-63
Dec. 26, 2020	H	L		63-54
Jan. 17, 2021	A	L		75-58
Jan. 29, 2022	H	L		63-49
Feb. 17, 2022	A	L		70-59
Dec. 31, 2022	A	L		71-65
Jan. 25, 2023	H	L		82-71

**IOWA STATE**

First Meeting

**KANSAS**

First Meeting

**KANSAS STATE (0-2, A: 0-1, N: 0-1)**

Date	Opponent	H/A/N	W/L	Score
Jan. 6, 2003	A	L		71-59
Nov. 23, 2007	N	L		73-71 (OT)

**OKLAHOMA (0-2, H: 0-1, A: 0-1)**

Date	Opponent	H/A/N	W/L	Score
Dec. 21, 2019	A	L		53-52
Nov. 27, 2021	H	L		65-62

**OKLAHOMA STATE (1-0, N: 1-0)**

Date	Opponent	H/A/N	W/L	Score
Nov. 18, 2022	N	W		60-56 (OT)

**TEXAS**

First Meeting

**TCU (0-1, N: 0-1)**

Date	Opponent	H/A/N	W/L	Score
Mar. 28, 2017	N	L		68-53

**TEXAS TECH**

First Meeting

**WEST VIRGINIA (0-1, N: 0-1)**

Date	Opponent	H/A/N	W/L	Score
Nov. 24, 2017	N	L		83-45

**UCF vs. Big 12 Opponents During Dawkins Era**

Date	Opponent	H/A/N	W/L	Score
Feb. 19, 2023	Cincinnati	H	L	73-71
Feb. 4, 2023	Cincinnati	A	L	73-64
Jan. 25, 2023	Houston	H	L	82-71
Dec. 31, 2022	Houston	A	L	71-65
Nov. 18, 2022	Oklahoma State	N	W	60-56 (OT)
Feb. 23, 2022	Cincinnati	H	W	75-61
Feb. 17, 2022	Houston	A	L	70-59
Jan. 29, 2022	Houston	H	L	63-49
Nov. 27, 2021	Oklahoma	H	L	65-62
Feb. 14, 2021	Cincinnati	A	L	69-68
Jan. 17, 2021	Houston	A	L	75-58
Dec. 26, 2020	Houston	H	L	63-54
Dec. 22, 2020	Cincinnati	H	W	75-70
Feb. 19, 2020	Cincinnati	A	W	89-87 (2OT)
Jan. 11, 2020	Cincinnati	H	L	68-54
Jan. 3, 2020	Houston	A	L	78-63
Dec. 21, 2019	Oklahoma	A	L	53-52
Mar. 7, 2019	Cincinnati	H	W	58-55
Mar. 2, 2019	Houston	A	W	69-64
Feb. 21, 2019	Cincinnati	A	L	60-55
Feb. 7, 2019	Houston	H	L	77-68
Mar. 9, 2018	Houston	N	L	84-56
Feb. 6, 2018	Cincinnati	A	L	77-40
Feb. 3, 2018	Houston	H	L	69-65
Jan. 16, 2018	Cincinnati	H	L	49-38
Nov. 24, 2017	West Virginia	N	L	83-45
Mar. 28, 2017	TCU	N	L	68-53
Feb. 26, 2017	Cincinnati	H	W	53-49
Feb. 8, 2017	Cincinnati	A	L	60-50
Feb. 1, 2017	Houston	A	L	82-64
Jan. 14, 2017	Houston	H	W	77-70

**UCF vs. Big 12 Opponents Prior to '23-24 Expansion**

Date	Opponent	H/A/N	W/L	Score
Nov. 18, 2022	Oklahoma State	N	W	60-56 (OT)
Nov. 27, 2021	Oklahoma	H	L	65-62
Dec. 21, 2019	Oklahoma	A	L	53-52
Nov. 24, 2017	West Virginia	N	L	83-45
Mar. 28, 2017	TCU	N	L	68-53
Nov. 23, 2007	Kansas State	N	L	73-71 (OT)
Jan. 3, 2007	Colorado <sup>^</sup>	A	L	96-87
Jan. 6, 2003	Kansas State	A	L	71-59

<sup>^</sup> - Colorado was a part of the Big 12 from 1996-2010


C.J. Kelly (2022-23) celebrates on the way back to the locker room after UCF's 60-56 overtime win over Oklahoma State in the Baha Mar Hoops Bahamas Championship semifinals. He led the Knights with 18 points on the evening in UCF's first ever win over a Big 12 opponent.



Taylor Hendricks (2022-23) recorded a double-double in the Baha Mar Hoops Bahamas Championship semifinal against Oklahoma State, netting 16 points and grabbing 12 rebounds in the 60-56 victory. It was Hendricks' second double-double in his first four career games.



Darius Perry (2020-22) goes up for the two-handed jam in UCF's first home game against a Big 12 foe in program history. He scored 16 points and tallied eight assists in the Knights' 65-62 loss to the Sooners in a game that saw the lead change eight times.



Matt Williams (2012-17) led the Knights with 15 points in the team's NIT semifinal contest against TCU. The game was the first against a Big 12 opponent in nearly a decade as UCF was defeated by the Horned Frogs 68-53.

# All-Time Series History vs. Non-Big 12 Opponents

## AKRON (0-4, H: 0-2, A: 0-2)

Jan. 31, 1985	A	L	61-60 (ot)
Jan. 29, 1986	H	L	81-70
Feb. 11, 1989	H	L	75-71
Feb. 10, 1990	A	L	77-65

## ALABAMA (2-3, H: 1-1, A: 1-2)

Jan. 28, 1987	H	L	65-54
Jan. 18, 1998	A	L	86-48
Jan. 19, 1994	A	L	73-70
Dec. 3, 2017	A	W	65-62
Nov. 29, 2018	H	W	70-64

## ALABAMA STATE (2-0, H: 2-0)

Nov. 27, 2010*	H	W	84-48
Nov. 13, 2012	H	W	85-56

## ALASKA-FAIRBANKS (1-0, A: 1-0)

Nov. 18, 2004	A	W	74-63
---------------	---	---	-------

## ALBANY (1-0, H: 1-0)

Nov. 28, 2009*	H	W	76-72
----------------	---	---	-------

## ALCORN STATE (1-1, H: 1-1)

Dec. 30, 1986	H	L	77-74
Dec. 29, 1991	H	W	96-88

## AMERICAN (0-1, N: 0-1)

Dec. 29, 1978	N	L	85-83
---------------	---	---	-------

## APPALACHIAN STATE (0-1, N: 0-1)

Dec. 20, 2006	N	L	75-64
---------------	---	---	-------

## AQUINAS (4-0, H: 4-0)

Jan. 5, 1974	H	W	87-79
Jan. 9, 1976	H	W	101-84
Jan. 10, 1997	H	W	98-81
Jan. 1, 1980	H	W	109-77

## ARKANSAS (0-1, A: 0-1)

Nov. 27, 1984	A	L	59-45
---------------	---	---	-------

## ARKANSAS STATE (0-3, H: 0-2, A: 0-1)

Jan. 17, 1991	H	L	82-76
Feb. 14, 1991	A	L	73-48
Feb. 17, 1992	H	L	72-71

## ARKANSAS-LITTLE ROCK (1-0, H: 1-0)

Feb. 1, 1992	H	W	79-71
--------------	---	---	-------

## ARMSTRONG ATLANTIC ST. (4-1, H: 3-0, A: 0-1, N: 1-0)

March 4, 1997	N	W	91-82
Jan. 1, 1986	H	W	79-62
Jan. 15, 1987	H	W	89-75
Feb. 3, 1987	A	L	62-61
March 2, 1988	H	W	83-80

## ASHLAND (1-0, H: 1-0)

Jan. 4, 1975	H	W	63-58 (ot)
--------------	---	---	------------

## ATLANTA BAPTIST (1-0, A: 1-0)

Feb. 19, 1972	A	W	95-76
---------------	---	---	-------

## ATLANTA CHRISTIAN (1-0, A: 1-0)

Feb. 18, 1972	A	W	96-55
---------------	---	---	-------

## ATLANTIC CHRISTIAN (1-0, H: 1-0)

Jan. 6, 1975	H	W	85-69
--------------	---	---	-------

## AUBURN (2-4, H: 1-3, A: 0-1, N: 1-0)

Dec. 22, 1985	H	L	78-49
Dec. 29, 1988	H	L	95-68
Nov. 14, 1997	H	L	70-63
Nov. 19, 1998	A	L	77-42
Nov. 20, 2009*	N	W	84-74
Nov. 30, 2020	H	W	63-55
Dec. 1, 2021	A	L	85-68

## AUGUSTA (2-1, H: 2-0, A: 0-1)

March 3, 1978	H	W	86-66
Dec. 17, 1989	H	W	73-65
Feb. 8, 1990	A	L	73-65

## BAPTIST (2-3, H: 1-2, A: 1-1)

Jan. 21, 1985	H	L	69-67 (ot)
Feb. 11, 1985	A	W	55-51
Jan. 27, 1986	H	L	76-67
Feb. 22, 1986	A	L	77-74
Jan. 24, 1989	H	W	73-71

## BARRY (1-0, H: 1-0)

Dec. 20, 1998	H	W	73-64
---------------	---	---	-------

## BARUCH (1-0, H: 1-0)

Feb. 20, 1974	H	W	96-54
---------------	---	---	-------

## BELMONT (7-3, H: 4-1, A: 3-2)

Jan. 17, 2002	H	W	76-59
Jan. 26, 2002	A	W	86-78 (ot)
Jan. 30, 2003	H	L	60-58
Jan. 19, 2004	H	W	68-53
Feb. 5, 2004	A	L	77-61
March 5, 2004	A	W	64-62
Jan. 23, 2005	A	L	67-52
Jan. 29, 2005	H	W	60-57
March 4, 2005	A	W	66-61
Dec. 29, 2012	H	W	66-63

## BERRY (1-0, H: 1-0)

Dec. 17, 1980	H	W	72-45
---------------	---	---	-------

## BETHUNE-COOKMAN (20-7, H: 17-4, A: 3-3)

Dec. 12, 1982	H	W	79-56
Jan. 3, 1984	H	L	51-48
Feb. 6, 1985	H	L	71-70
Feb. 17, 1986	H	W	78-62
Jan. 29, 1987	A	W	73-62
Feb. 25, 1987	H	W	86-69
Jan. 21, 1988	A	W	68-67
Feb. 24, 1988	H	L	97-73
Jan. 12, 1989	A	L	60-55
Feb. 22, 1989	H	L	82-74
Jan. 25, 1990	A	L	69-64 (ot)
Feb. 23, 1990	H	W	98-83
Dec. 13, 1993	H	W	77-73
Feb. 23, 1994	A	L	90-85
Dec. 7, 1996	H	W	69-57
Nov. 25, 1997	A	W	75-57
Nov. 29, 2005	H	W	61-48
Nov. 21, 2006	H	W	81-46
Dec. 12, 2009*	H	W	63-50
Dec. 11, 2010*	H	W	76-59
Dec. 10, 2011	H	W	53-51
Dec. 12, 2012	H	W	72-62
Nov. 17, 2013	H	W	83-63
Nov. 30, 2014	H	W	75-67
Dec. 22, 2015	H	W	101-96 (ot)
Dec. 21, 2016	H	W	71-41
Dec. 18, 2019	H	W	70-65
Dec. 5, 2021	H	W	81-45

## BIRMINGHAM-SOUTHERN (0-1, H: 0-1)

Dec. 30, 2005	H	L	58-50
---------------	---	---	-------

## BLACKBURN (2-0, H: 2-0)

Jan. 8, 1979	H	W	116-75
Dec. 29, 1979	H	W	107-72

## BLOOMFIELD (2-0, H: 2-0)

Jan. 18, 1972	H	W	83-61
Jan. 20, 1973	H	W	74-59

## BRANDON (1-0, N: 1-0)

Jan. 4, 1991	N	W	98-91
--------------	---	---	-------

## BROWN (1-1, H: 1-1)

Jan. 7, 1985	H	W	51-50
Dec. 28, 2004	H	L	83-82 (ot)

## BUCKNELL (0-1, H: 0-1)

Nov. 27, 1987	H	L	87-81
---------------	---	---	-------

## BUFFALO (1-1, H: 1-1)

Jan. 8, 1981	H	W	59-40
Jan. 2, 1993	H	L	72-68

## CALIFORNIA IRVINE (0-1, H: 0-1)

Nov. 18, 2015	H	L	61-60 (ot)
---------------	---	---	------------

## CALIFORNIA STATE - FULLERTON (1-0, N: 1-0)

Nov. 15, 2018	N	W	68-52
---------------	---	---	-------

## CALIFORNIA STATE - PA. (1-0, N: 1-0)

Jan. 9, 1981	N	W	58-48
--------------	---	---	-------

## CAMPBELL (20-7, H: 10-4, A: 9-3, N: 1-0)

Feb. 9, 1985	A	W	69-59
Feb. 1, 1986	H	W	68-56
Dec. 19, 1986	H	W	88-82
Dec. 5, 1987	H	L	91-82
Nov. 30, 1991	H	W	82-74
Jan. 30, 1995	A	L	73-61
Feb. 16, 1995	H	W	82-62
Feb. 3, 1996	A	W	79-58
Feb. 10, 1996	H	L	70-69
March 1, 1996	N	W	80-71
Feb. 1, 1997	H	W	84-69
Feb. 8, 1997	A	L	82-76 (ot)
Jan. 24, 1998	H	L	68-64
Feb. 19, 1998	A	W	82-52
Jan. 2, 1999	H	W	76-52
Jan. 7, 1999	A	W	90-79
Jan. 15, 2000	H	W	90-63
Feb. 24, 2000	A	W	77-67
Jan. 11, 2001	A	W	73-60
Feb. 24, 2001	H	L	72-69
Jan. 5, 2002	H	W	99-86 (ot)
Feb. 9, 2002	A	L	86-84
Feb. 4, 2003	A	W	98-69
Dec. 15, 2003	A	W	68-61
Feb. 28, 2004	H	W	106-56
Dec. 16, 2004	H	W	90-73
Feb. 26, 2005	A	W	63-52

## CANISIUS (0-1, N: 0-1)

Dec. 28, 1996	N	L	80-55
---------------	---	---	-------

## CATHEDRAL COLLEGE (0-1, A: 0-1)

Dec. 23, 1970	A	L	87-85
---------------	---	---	-------

## CENTENARY (8-6, H: 5-3, A: 3-3)

Jan. 28, 1983	H	L	83-74
Nov. 28, 1983	A	L	63-62
Jan. 11, 1993	A	W	86-73
Feb. 11, 1993	H	W	94-85
Jan. 27, 1994	A	W	89-82
Feb. 28, 1994	H	L	80-76
March 4, 1994	H	W	93-89
Feb. 6, 1995	H	W	101-92
Feb. 11, 1995	A	W	82-77
Jan. 11, 1996	H	L	84-60
Jan. 9, 1997	A	L	64-56
Jan. 12, 1998	H	W	75-53
Jan. 23, 1999	A	L	87-80
Feb. 15, 1999	H	W	59-49

## CENTRAL CONNECTICUT STATE (2-0, H: 2-0)

Jan. 3, 1980	H	W	77-69
Jan. 8, 1987	H	W	86-73

## CENTRAL MICHIGAN (1-0, N: 1-0)

Dec. 12, 1980	N	W	60-55
---------------	---	---	-------

## CENTRAL MISSOURI STATE (0-1, N: 0-1)

March 5, 1982	N	L	70-62
---------------	---	---	-------

## CHARLOTTE (0-1, N: 0-1)

Jan. 2, 1974	N	L	93-71
--------------	---	---	-------

## CHARLESTON (7-12, H: 3-5, A: 2-7, N: 2-0)

Feb. 1, 1993	A	L	74-65
Feb. 22, 1993	H	L	62-59
Jan. 13, 1994	H	W	80-77
Feb. 12, 1994	A	L	90-66
Jan. 28, 1995	A	L	82-70
Feb. 18, 1995	H	L	67-66
Feb. 1, 1996	A	L	103-61
Feb. 8, 1996	H	L	69-65
Jan. 30, 1997	H	L	87-63
Feb. 6, 1997	A	L	90-61
Jan. 22, 1998	H	L	65-47
Feb. 21, 1998	A	W	70-68 (ot)
Feb. 27, 1998	A	L	81-66
Dec. 12, 2002	H	W	82-64
Nov. 26, 2003	A	L	72-63
Nov. 24, 2011	N	W	74-63
Nov. 18, 2016	A	W	60-40
Nov. 23, 2019	H	W	72-71
Dec. 1, 2019	N	W	77-56

## CHARLESTON SOUTHERN (1-0, A: 1-0)

Dec. 1, 1990	A	W	89-76
--------------	---	---	-------

## CHATTANOOGA (0-1, A: 0-1)

March 5, 1977	A	L	88-79
---------------	---	---	-------



# All-Time Series History vs. Non-Big 12 Opponents

<b>CHEYNEY STATE (0-1, N: 0-1)</b>			
March 17, 1978	N	L	79-63
<b>CHICAGO (1-0, A: 1-0)</b>			
Feb. 5, 1972	A	W	59-57
<b>CHICAGO STATE (3-0, H: 2-0, A: 1-0)</b>			
Dec. 13, 2001	H	W	100-67
Dec. 18, 2002	A	W	99-83
Dec. 30, 2008*	H	W	89-75
<b>THE CITADEL (2-1, H: 1-0, A: 1-1)</b>			
Feb. 20, 1986	A	L	72-66
Dec. 30, 2002	H	W	65-55
Nov. 28, 2003	A	W	74-60
<b>CLEARWATER CHRISTIAN (3-0, H: 3-0)</b>			
Dec. 8, 1973	H	W	132-74
Feb. 5, 1974	H	W	116-55
Dec. 6, 1975	H	W	163-90
<b>CLEMSON (0-1, N: 0-1)</b>			
Nov. 26, 1999	N	L	54-48
<b>COASTAL CAROLINA (0-3, H: 0-2, N: 0-1)</b>			
Dec. 20, 1986	H	L	72-68
Jan. 7, 1989	H	L	78-77
Dec. 29, 1996	N	L	77-71
<b>COLORADO (1-1, H: 1-0, A: 0-1)</b>			
Jan. 3, 2007	A	L	96-87
Mar. 15, 2017	H	W	79-74
<b>COLUMBIA (1-0, H: 1-0)</b>			
Jan. 2, 1979	H	W	76-74
<b>COLUMBUS - GA. (1-0, A: 1-0)</b>			
Dec. 20, 1977	A	W	74-62
<b>CONNECTICUT (4-12, H: 2-4, A: 1-7, N: 1-1)</b>			
March 18, 2005	N	L	77-71
Dec. 28, 2007	H	L	85-82
Dec. 20, 2009	A	L	60-51
Nov. 25, 2011	N	W	68-63
Jan. 11, 2014	A	L	84-61
Feb. 9, 2014	H	L	75-55
Jan. 22, 2015	A	L	67-60
Jan. 31, 2016	H	L	67-41
Mar. 6, 2016	A	L	67-46
Jan. 8, 2017	A	L	64-49
Feb. 11, 2017	H	L	66-63
Jan. 10, 2018	A	L	62-53
Jan. 31, 2018	H	W	70-61
Jan. 5, 2019	A	W	65-53
Jan. 31, 2019	H	W	73-67
Feb. 26, 2020	A	L	81-65
<b>CREIGHTON (0-1, A: 0-1)</b>			
March 23, 2011	A	L	82-64
<b>C.W. POST (0-1, N: 0-1)</b>			
Jan. 15, 1975	N	L	78-73
<b>DAVIDSON (1-6, H: 0-3, A: 1-2, N: 0-1)</b>			
Jan. 28, 1989	H	L	91-83
Feb. 25, 1989	A	L	75-64
Jan. 15, 1990	A	W	53-51
Feb. 24, 1990	H	L	83-74
Dec. 28, 1995	N	L	90-51
Nov. 26, 2014	H	L	95-69
Nov. 14, 2015	A	L	90-85
<b>DAYTON (0-2, A: 0-2)</b>			
Dec. 17, 1984	A	L	71-61
Dec. 3, 1988	A	L	109-77
<b>DAYTONA ALL-STARS (1-0, H: 1-0)</b>			
1969-70	H	W	91-72
<b>DELAWARE (0-1, H: 0-1)</b>			
Dec. 1, 1991	H	L	92-79
<b>DELAWARE STATE (1-0, H: 1-0)</b>			
Jan. 10, 1987	H	W	70-58
<b>DEPAUL (0-1, H: 0-1)</b>			
Dec. 30, 1990	H	L	81-78 (ot)
<b>DETROIT (1-1, H: 1-0, A: 0-1)</b>			
Dec. 17, 2014	H	W	75-70
Dec. 19, 2015	A	L	95-89

<b>DICKINSON (2-0, H: 2-0)</b>			
Jan. 10, 1976	H	W	82-58
Jan. 8, 1980	H	W	86-70
<b>DRAKE (1-0, N: 1-0)</b>			
Nov. 22, 2009*	N	W	59-50
<b>DREXEL (0-2, H: 0-1, A: 0-1)</b>			
Dec. 22, 1989	H	L	83-72
March 14, 2012	A	L	81-56
<b>DUKE (0-1, N: 0-1)</b>			
March 24, 2019	N	L	77-76
<b>DUQUESNE (0-1, N: 0-1)</b>			
Nov. 25, 2000	N	L	90-79
<b>EAST CAROLINA (30-9, H: 14-3, A: 13-4, N: 3-2)</b>			
Dec. 30, 2000	H	W	88-81
Nov. 24, 2001	A	W	82-72
Jan. 25, 2006	A	W	64-59
Feb. 22, 2006	H	W	69-49
March 8, 2006	N	W	65-52
Feb. 7, 2007	A	W	67-49
March 3, 2007	H	W	77-64
Jan. 19, 2008	A	W	71-66
Feb. 20, 2008	H	W	110-75
Feb. 7, 2009	A	L	89-75
March 7, 2009*	H	W	74-71
Feb. 2, 2010*	A	W	67-56
March 2, 2010	H	L	68-66
Jan. 19, 2011	H	L	74-62
Feb. 5, 2011	A	L	68-61
March 9, 2011	N	L	75-60
Jan. 7, 2012	A	W	81-63
Feb. 28, 2012	H	W	64-55
Jan. 12, 2013	A	L	88-85 (ot)
Feb. 9, 2013	H	W	83-73
Feb. 7, 2015	A	L	67-49
Feb. 28, 2015	H	L	71-66
March 12, 2015	N	L	81-80 (ot)
Jan. 2, 2016	A	W	71-68
Jan. 16, 2016	H	W	89-69
Jan. 3, 2017	H	W	48-45
Feb. 18, 2017	A	W	61-58
Dec. 31, 2017	A	W	59-39
Mar. 8, 2018	N	W	66-52
Jan. 13, 2019	H	W	76-65
Feb. 6, 2020	A	W	68-64
Mar. 8, 2020	H	W	94-62
Jan. 27, 2021	H	W	71-64
Mar. 4, 2021	A	W	64-60
Mar. 11, 2021	N	W	72-62
Jan. 18, 2022	A	W	92-85 (ot)
Feb. 20, 2022	H	W	69-66
Jan. 4, 2023	A	W	64-61
Mar. 5, 2023	H	W	84-58
<b>EASTERN ILLINOIS (0-2, H: 0-1, N: 0-1)</b>			
March 18, 1978	N	L	77-67
Jan. 2, 1985	H	L	97-79
<b>EASTERN KENTUCKY (0-2, H: 0-1, A: 0-1)</b>			
Dec. 3, 1994	A	L	75-74 (ot)
Dec. 17, 1995	H	L	79-72
<b>ECKERD (18-2, H: 10-1, A: 7-1, N: 1-0)</b>			
Feb. 4, 1976	A	W	95-69
Feb. 11, 1976	H	W	113-85
Jan. 12, 1977	H	W	1110-87
Feb. 7, 1977	H	W	100-79
Jan. 28, 1978	A	W	109-81
Feb. 14, 1978	H	W	100-67
Jan. 27, 1979	H	L	71-70
Feb. 20, 1979	A	W	84-82
Jan. 26, 1980	H	W	68-55
Feb. 13, 1980	A	W	78-77
Jan. 24, 1981	A	W	97-73
Feb. 11, 1981	H	W	107-77
Jan. 12, 1982	H	W	99-74
Feb. 5, 1982	A	W	74-66
Jan. 31, 1983	A	W	83-81
Feb. 21, 1983	H	W	70-64
Feb. 25, 1983	N	W	66-57
Jan. 27, 1984	A	L	67-62
Feb. 18, 1984	H	W	87-62
Nov. 20, 2014	H	W	64-55

<b>EDWARD WATERS (5-2, H: 5-2)</b>			
Dec. 2, 1974	H	W	96-79
Jan. 28, 1975	H	L	81-78
Jan. 21, 1976	H	W	116-81
Jan. 5, 1978	H	W	102-92
Dec. 11, 1979	H	W	113-94
Nov. 22, 1980	H	L	89-87
Nov. 24, 1981	H	W	103-71
<b>ELMHURST (2-0, H: 1-0, A: 1-0)</b>			
Dec. 21, 1972	A	W	84-80
Jan. 10, 1979	H	W	121-89
<b>EMBRY-RIDDLE (3-0, H: 2-0, A: 1-0)</b>			
Nov. 17, 1970	H	W	111-37
Dec. 2, 1970	A	W	101-75
Dec. 1, 1971	H	W	118-79
<b>EVANSVILLE (2-0, H: 1-0, A: 1-0)</b>			
Nov. 20, 2021	A	W	75-59
Nov. 23, 2022	H	W	76-56
<b>FLAGLER (10-0, H: 7-0, A: 3-0)</b>			
Nov. 26, 1976	H	W	89-62
Jan. 17, 1977	A	W	129-79
Nov. 30, 1977	H	W	84-56
Feb. 2, 1978	A	W	88-64
Nov. 28, 1978	A	W	102-91
Jan. 26, 1979	H	W	118-77
Feb. 10, 1987	H	W	79-63
Feb. 1, 1988	H	W	77-70
Feb. 1, 1989	H	W	70-60
Dec. 10, 1999	H	W	109-86
<b>FLORIDA (2-10, A: 1-8, N: 1-2)</b>			
Nov. 24, 1984	A	L	106-55
Nov. 26, 1985	A	L	86-57
Dec. 10, 1986	A	L	89-64
Dec. 20, 1993	A	L	83-69
Nov. 22, 1996	A	L	80-63
Nov. 18, 1997	A	L	100-85
Dec. 4, 2003	N	L	59-39
Dec. 3, 2005	A	L	80-47
Dec. 20, 2008	N	L	89-61
Dec. 1, 2010*	N	W	57-54
Nov. 23, 2012	A	L	79-66
Mar. 15, 2023	A	W	67-49
<b>FLORIDA A&amp;M (8-6, H: 6-1, A: 2-5)</b>			
Feb. 1, 1974	A	L	88-77
Feb. 5, 1975	A	L	85-82
March 4, 1978	H	W	85-78
Dec. 5, 1984	A	W	67-62
Jan. 17, 1985	H	W	70-63
Jan. 7, 1986	A	L	84-75
Jan. 20, 1986	H	L	105-91
Jan. 11, 1990	A	L	99-82
Feb. 15, 1990	H	W	55-49
Dec. 16, 1992	A	W	68-66
Jan. 13, 1993	H	W	62-52
Dec. 8, 2001	H	W	101-76
Dec. 7, 2002	A	L	55-54
Jan. 5, 2013	H	W	99-69

# All-Time Series History vs. Non-Big 12 Opponents

## FLORIDA ATLANTIC (22-10, H: 12-4, A: 10-6)

Dec. 8, 1992	A	W	79-62
Feb. 6, 1993	A	W	91-80
Dec. 15, 1993	H	W	100-74
Jan. 19, 1994	A	W	79-59
Jan. 9, 1995	H	W	68-62
Feb. 22, 1995	A	W	75-64
Jan. 25, 1996	H	W	79-68
Feb. 24, 1996	A	L	88-71
Jan. 23, 1997	A	L	78-55
Feb. 22, 1997	H	L	81-66
Jan. 31, 1998	A	W	81-72
Feb. 5, 1998	H	W	88-67
Jan. 20, 1999	A	W	82-72
Feb. 20, 1999	H	W	84-57
Jan. 26, 2000	A	W	84-68
Feb. 5, 2000	H	W	86-59
Jan. 23, 2001	H	W	89-79
Feb. 2, 2001	A	L	62-55
Dec. 1, 2001	A	L	78-66
Jan. 22, 2002	H	W	62-56
Jan. 4, 2003	H	W	80-69
March 1, 2003	A	W	82-75
Jan. 14, 2004	A	W	70-52
Jan. 28, 2004	H	W	75-66
Jan. 13, 2005	A	W	73-70
Jan. 20, 2005	H	L	73-61
Dec. 13, 2005	A	L	59-54
Dec. 9, 2006	H	W	87-65
Dec. 3, 2013	A	L	75-64
Dec. 13, 2014	H	L	54-41
Dec. 12, 2015	H	W	75-61
Nov. 11, 2018	H	L	80-79

## FLORIDA BIBLE (6-0, H: 2-0, A: 4-0)

Dec. 11, 1970	A	W	116-71
Jan. 11, 1971	H	W	99-71
Dec. 3, 1971	A	W	99-63
Jan. 7, 1972	A	W	123-62
Nov. 30, 1972	A	W	98-45
Feb. 3, 1973	H	W	94-72

## FLORIDA GULF COAST (1-0, H: 1-0)

Dec. 21, 2002	H	W	68-63
---------------	---	---	-------

## FIU (12-13, H: 9-5, A: 3-8)

Nov. 28, 1981	A	W	70-62
Dec. 15, 1981	H	W	68-67
Dec. 4, 1982	H	W	84-60
Feb. 28, 1997	H	W	102-87
Jan. 23, 1988	H	W	93-82
Feb. 13, 1988	A	L	94-86
Feb. 7, 1989	H	L	105-103 (2ot)
Feb. 18, 1989	A	L	90-86
Jan. 20, 1990	H	L	77-64
Feb. 17, 1990	A	L	74-63
Jan. 29, 1991	H	W	86-80
Feb. 25, 1991	A	L	70-62
Dec. 16, 1991	H	W	102-85
Feb. 3, 1993	H	L	77-72
Feb. 27, 1993	A	W	74-60
Jan. 3, 1994	H	W	82-81
Feb. 21, 1994	A	W	79-75
Jan. 7, 1995	H	W	97-85
Feb. 9, 1995	A	L	84-61
Jan. 27, 1996	H	L	83-78
Feb. 22, 1996	A	L	93-86
Jan. 25, 1997	A	L	96-55
Feb. 20, 1997	H	L	91-75
Jan. 29, 1998	A	L	95-86
Feb. 7, 1998	H	W	86-83

## FLORIDA MEMORIAL (8-0, H: 8-0)

Dec. 22, 1975	H	W	97-60
Jan. 16, 1976	H	W	110-92
Jan. 31, 1977	H	W	135-88
Jan. 14, 1978	H	W	106-73
Dec. 9, 1978	H	W	112-84
Dec. 4, 1979	H	W	116-70
Dec. 6, 1980	H	W	92-66
Dec. 1, 1981	H	W	114-79

## FLORIDA SOUTHERN (11-14, H: 6-7, A: 5-7)

Dec. 3, 1974	A	L	90-80
Jan. 31, 1976	H	W	92-76
Feb. 21, 1976	A	W	72-68
Jan. 22, 1977	H	W	77-69
Feb. 12, 1977	H	W	104-83
Jan. 24, 1978	H	W	78-75
Feb. 11, 1978	A	W	97-90
Jan. 20, 1979	A	W	80-69
Feb. 15, 1979	H	L	102-90
Jan. 21, 1980	A	L	96-90
Feb. 9, 1980	H	L	101-92
Feb. 29, 1980	A	L	71-64
Jan. 21, 1981	H	L	56-50
Feb. 7, 1981	A	W	83-81
Feb. 28, 1981	A	L	86-77
March 7, 1981	H	L	73-71
Jan. 22, 1982	H	L	57-53
Feb. 15, 1982	A	L	112-95
Jan. 14, 1983	H	L	90-77
Feb. 7, 1983	H	W	66-57
Feb. 26, 1983	A	L	93-74
Jan. 10, 1984	A	W	69-58
Feb. 3, 1984	H	W	66-62
Nov. 30, 1984	H	L	53-50
Dec. 12, 1985	A	L	97-73

## FLORIDA STATE (2-11, H: 1-3, A: 1-8)

Nov. 28, 1980	A	L	57-41
Nov. 26, 1983	A	L	96-65
Jan. 1, 1986	A	L	76-58
Jan. 26, 1987	A	L	76-57
Dec. 29, 1987	H	L	101-67
Jan. 28, 1988	A	L	93-69
Nov. 25, 1988	A	L	133-79
Dec. 28, 1988	H	L	97-64
Nov. 14, 2011	A	L	73-50
Nov. 13, 2013	H	L	80-68
Dec. 6, 2014	A	L	96-73
Dec. 19, 2020	A	W	86-74
Nov. 11, 2022	H	W	68-54

## FLORIDA TECH (25-2, H: 17-1, A: 8-1)

Jan. 23, 1971	A	L	109-91
Feb. 13, 1971	A	W	101-75
Jan. 14, 1972	H	W	125-66
Jan. 28, 1972	A	W	68-60
Jan. 27, 1973	A	W	81-63
Feb. 10, 1973	H	W	81-78
1973-74	H	W	94-64
Feb. 9, 1974	H	W	101-69
Jan. 18, 1975	H	W	100-69
Feb. 14, 1975	H	W	103-76
Feb. 19, 1977	H	W	123-96
Jan. 17, 1979	H	W	113-108
Dec. 10, 1979	H	W	122-63
Jan. 23, 1980	A	W	130-83
Jan. 14, 1981	H	W	81-65
1981-82	A	W	87-71
Feb. 2, 1982	A	W	71-58
Feb. 22, 1982	H	W	81-69
Jan. 18, 1983	H	W	78-65
Feb. 11, 1983	A	W	85-70
Jan. 13, 1984	A	W	109-63
Feb. 7, 1984	H	W	66-46
Feb. 21, 1987	H	W	79-72
Feb. 27, 1988	H	L	98-83
Nov. 24, 2006	H	W	81-37
Dec. 12, 2008*	H	W	110-68
Dec. 1, 2012	H	W	90-62

## FORDHAM (2-0, H: 2-0)

Jan. 8, 1983	H	W	80-66
Dec. 29, 2004	H	W	65-61

## FORT LAUDERDALE (4-1, H: 3-0, A: 1-1)

Feb. 25, 1970	A	L	89-85
Nov. 20, 1970	A	W	78-77
Jan. 16, 1971	H	W	63-61
Jan. 17, 1973	H	W	64-63
1973-74	H	W	99-63

## FRANCIS MARION (1-0, A: 1-0)

Jan. 10, 1981	A	W	47-38
---------------	---	---	-------

## FURMAN (2-0, H: 1-0, A: 1-0)

Dec. 1, 1979	A	W	84-77
Dec. 29, 2010*	H	W	71-53

## GARDNER-WEBB (6-1, H: 3-1, A: 2-0, N: 1-0)

Feb. 8, 2003	H	W	82-59
Dec. 17, 2003	A	W	71-60
Feb. 26, 2004	H	W	87-79 (ot)
Dec. 2, 2004	H	L	67-55
Feb. 24, 2005	A	W	58-55
March 5, 2005	N	W	63-54
Nov. 15, 2017	H	W	68-65

## GEORGE MASON (0-2, H: 0-1, A: 0-1)

Nov. 23, 1985	H	L	74-58
Dec. 14, 1987	A	L	113-86

## GEORGETOWN (0-1, N: 0-1)

Nov. 24, 2000	N	L	77-65
---------------	---	---	-------

## GEORGE WASHINGTON (0-2, H: 0-1, A: 0-1)

Dec. 29, 2015	H	L	67-50
Dec. 15, 2016	A	L	74-59

## GEORGIA (0-4, H: 0-3, A: 0-1)

Dec. 6, 1986	A	L	91-68
Dec. 9, 1989	H	L	92-62
Dec. 8, 1994	H	L	83-52
Dec. 19, 1995	H	L	103-54

## GEORGIA COLLEGE (2-1, H: 2-0, A: 0-1)

Dec. 18, 1971	H	W	77-68
Jan. 22, 1972	A	L	73-69
Feb. 9, 1973	H	W	92-89

## GEORGIA SOUTHERN (4-1, H: 3-0, A: 1-1)

Dec. 14, 1982	A	L	44-41
Nov. 30, 1985	A	W	73-71
Feb. 14, 1987	H	W	61-59
Dec. 2, 2014	H	W	61-59
Dec. 11, 2018	H	W	95-88

## GEORGIA SOUTHWESTERN (1-1, H: 1-1)

Feb. 6, 1975	H	L	66-56
Feb. 26, 2013	H	W	65-50

## GEORGIA STATE (15-13, H: 9-4, A: 5-9, N: 1-0)

Feb. 29, 1974	A	L	66-63
Dec. 13, 1975	H	L	73-71
Dec. 16, 1976	H	W	91-76
Jan. 1, 1977	A	W	74-68
Dec. 21, 1991	H	W	95-94 (ot)
Jan. 2, 1992	A	L	80-71
Jan. 8, 1994	A	L	72-63
Feb. 3, 1994	H	W	74-72
Jan. 12, 1995	A	W	68-61
Jan. 26, 1995	H	W	93-77
Jan. 20, 1996	A	W	95-75
Jan. 18, 1997	H	W	85-68
Jan. 5, 1998	A	L	76-70
Jan. 4, 1999	H	W	86-70
Jan. 9, 1999	A	L	81-76
Feb. 26, 1999	N	W	67-60
Jan. 13, 2000	H	W	72-67
Feb. 26, 2000	A	L	78-73
Jan. 13, 2001	A	L	97-75
Feb. 22, 2001	H	L	90-85
Jan. 7, 2002	H	L	92-84 (ot)
Feb. 7, 2002	A	W	83-73
March 1, 2002	H	L	82-64
Jan. 25, 2003	A	W	81-74 (2ot)
Jan. 3, 2004	H	W	70-60
Feb. 21, 2004	A	L	63-61
Jan. 3, 2005	A	L	76-63
Feb. 19, 2005	H	W	70-65

## GRAMBLING (1-1, H: 1-1)

Dec. 21, 1992	H	L	85-81
Dec. 8, 2018	H	W	70-45

## GREEN BAY (1-0, H: 1-0)

Dec. 10, 2019	H	W	79-66
---------------	---	---	-------

## GREENSBORO (3-0, H: 2-0, A: 1-0)

Dec. 19, 1970	H	W	82-78
Dec. 17, 1971	H	W	95-86
Jan. 24, 1972	A	W	90-89

## HAMPTON (0-2, H: 0-1, A: 0-1)

Jan. 31, 2001	H	L	78-74 (ot)
Nov. 19, 2001	A	L	73-72

## HARTFORD (1-2, H: 1-1, A: 0-1)

Dec. 13, 1986	A	L	73-52
Dec. 28, 1994	H	L	69-62
Dec. 3, 2011	H	W	67-48



# All-Time Series History vs. Non-Big 12 Opponents

**HARVARD (0-1, N: 0-1)**

Nov. 26, 2011	N	L	59-49
---------------	---	---	-------

**HAWAII PACIFIC (1-0, A: 1-0)**

Nov. 26, 2000	A	W	80-67
---------------	---	---	-------

**HAWTHORNE (1-0, H: 1-0)**

Jan. 26, 1972	H	W	117-83
---------------	---	---	--------

**HOLY CROSS 0-0 (1-0, H: 1-0)**

Jan. 6, 2009*	H	W	70-57
---------------	---	---	-------

**HIGH POINT (1-0, H: 1-0)**

Nov. 18, 2011	H	W	84-72
---------------	---	---	-------

**HOMESTEAD AIR FORCE (1-1, H: 1-0, A: 0-1)**

Nov. 21, 1970	A	L	113-109
Feb. 5, 1971	H	W	123-87

**HOWARD (4-2, H: 4-0, A: 0-1, N: 0-1)**

Feb. 3, 1986	H	W	73-70
March 2, 1987	A	L	86-67
Dec. 16, 1989	N	L	81-65
Nov. 17, 2009*	H	W	68-59
Dec. 28, 2012	H	W	62-45
Dec. 11, 2013	H	W	79-64

**ILLINOIS (1-0, H: 1-0)**

Mar. 22, 2017	H	W	68-58
---------------	---	---	-------

**ILLINOIS-BENEDICTINE (1-0, H: 1-0)**

Jan. 4, 1972	H	W	73-60
--------------	---	---	-------

**ILLINOIS-CHICAGO (2-2, H: 2-0, A: 0-2)**

Dec. 11, 1976	H	W	93-57
Dec. 15, 1989	A	L	86-66
Dec. 11, 2014	A	L	71-60
Dec. 5, 2015	H	W	88-58

**ILLINOIS STATE (3-0, H: 1-0, A: 2-0)**

Mar. 20, 2017	A	W	63-62
Dec. 21, 2018	H	W	77-56
Nov. 17, 2019	A	W	67-65

**INDIANA STATE (1-0, N: 1-0)**

Dec. 1, 2002	N	W	50-49
--------------	---	---	-------

**IOWA (0-1, A: 0-1)**

Dec. 14, 1988	A	L	102-68
---------------	---	---	--------

**JACKSON STATE (1-0, H: 1-0)**

Nov. 15, 2010*	H	W	80-39
----------------	---	---	-------

**JACKSONVILLE (13-12, H: 9-4, A: 3-8, N: 1-0)**

Dec. 5, 1972	A	L	70-50
Jan. 14, 1985	A	L	64-49
Dec. 14, 1985	A	L	67-47
Jan. 18, 1988	A	L	92-76
Jan. 11, 1992	H	L	78-74
Feb. 8, 1992	A	L	78-73
Jan. 14, 1999	H	W	74-58
Feb. 18, 1999	A	W	65-60
Jan. 19, 2000	A	W	79-70
Jan. 29, 2000	H	W	65-57
Jan. 20, 2001	H	L	58-54
Jan. 29, 2001	A	L	74-65
Nov. 29, 2001	H	W	73-72
Feb. 23, 2002	H	L	82-80 (ot)
Jan. 20, 2003	H	W	72-48
Feb. 13, 2003	A	L	80-75
Jan. 11, 2004	A	W	63-51
Feb. 12, 2004	H	W	78-69
March 4, 2004	N	W	71-63
Jan. 9, 2005	H	W	75-57
Feb. 12, 2005	A	L	83-82 (ot)
Nov. 27, 2006	H	W	99-62
Dec. 30, 2009	H	L	61-51
Dec. 17, 2013	H	W	104-64
Nov. 16, 2021	H	W	63-54

**JACKSONVILLE STATE (10-4, H: 3-1, A: 4-3, N: 3-0)**

Jan. 4, 1996	A	W	93-73
Jan. 2, 1997	H	L	74-74
Jan. 17, 1998	A	W	89-80
Jan. 30, 1999	A	W	82-64
Jan. 10, 2000	A	L	90-83 (ot)
Feb. 17, 2000	H	W	68-64
March 3, 2000	N	W	74-55
Jan. 6, 2001	H	W	72-58
Feb. 17, 2001	A	L	69-60
Feb. 28, 2001	N	W	100-57
Dec. 17, 2001	A	L	72-69
Feb. 16, 2002	H	W	68-50
Jan. 23, 2003	A	W	68-66
March 6, 2003	N	W	68-51

**JONES (1-0, H: 1-0)**

Dec. 9, 1969	H	W	111-47
--------------	---	---	--------

**KENTUCKY (0-1, A: 0-1)**

Jan. 3, 2006	A	L	59-57
--------------	---	---	-------

**KNOXVILLE (1-0, N: 1-0)**

Dec. 19, 1977	N	W	95-85
---------------	---	---	-------

**LAKE FOREST (2-0, A: 2-0)**

Feb. 7, 1972	A	W	82-64
Dec. 19, 1972	A	W	80-65

**LAMAR (1-3, H: 1-0, A: 0-3)**

Dec. 12, 1977	A	L	65-62 (ot)
Jan. 10, 1991	A	L	100-66
Feb. 9, 1991	H	W	89-72
Dec. 18, 1991	A	L	95-89

**LASALLE (0-1, N: 0-1)**

Nov. 29, 1986	N	L	68-43
---------------	---	---	-------

**LAWRENCE (2-0, H: 1-0, A: 1-0)**

Dec. 20, 1976	A	W	102-80
Dec. 17, 1977	H	W	100-77

**LIBERTY (2-1, H: 2-1)**

Jan. 5, 1989	H	L	83-76
March 2, 1990	H	W	86-79
Dec. 29, 2009*	H	W	82-58

**LIPSCOMB (3-1, H: 2-0, A: 1-1)**

Jan. 17, 2004	H	W	68-58
Feb. 7, 2004	A	W	73-57
Jan. 25, 2005	A	L	64-63
Jan. 31, 2005	H	W	67-58

**LONG ISLAND (4-0, H: 4-0)**

Feb. 3, 1988	H	W	90-80
March 3, 1990	H	W	105-91
Dec. 2, 1991	H	W	113-84
Dec. 31, 2007	H	W	78-69

**LOUISIANA-LAFAYETTE (2-9, H: 2-4, A: 0-5)**

Dec. 29, 1984	H	L	88-55
Dec. 7, 1985	A	L	85-47
Jan. 14, 1989	H	L	81-79
Jan. 8, 1990	A	L	71-61
Jan. 26, 1991	A	L	109-88
Feb. 23, 1991	H	L	94-85
Jan. 18, 1992	H	L	87-70
Feb. 6, 1992	A	L	77-72
Dec. 11, 2007	H	W	65-52
Dec. 15, 2010*	H	W	79-58
Dec. 21, 2011	A	L	61-60

**LOUISIANA TECH (0-4, H: 0-1, A: 0-2, N: 0-1)**

Jan. 19, 1991	H	L	80-63
Feb. 16, 1991	A	L	65-53
March 1, 1991	N	L	89-57
Jan. 25, 1992	A	L	78-61

**LOUISVILLE (0-3, H: 0-1, A: 0-2)**

Dec. 15, 1999	A	L	78-58
Dec. 31, 2013	H	L	90-65
Feb. 1, 2014	A	L	87-70

**MAINE (4-1, H: 3-0, A: 0-1, N: 1-0)**

Dec. 30, 1974	H	W	69-57
Nov. 24, 1990	H	W	86-79
Dec. 30, 1992	H	W	78-67
Dec. 30, 1993	A	L	101-97
Nov. 30, 2002	N	W	72-55

**MAINE MACHIAS (1-0, H: 1-0)**

Jan. 6, 1982	H	W	119-65
--------------	---	---	--------

**MALONE (1-0, H: 1-0)**

Dec. 12, 1978	H	W	79-74
---------------	---	---	-------

**MARIETTA (1-0, H: 1-0)**

Jan. 6, 1981	H	W	88-55
--------------	---	---	-------

**MARIST (1-1, H: 1-0, A: 0-1)**

Dec. 28, 2000	H	W	78-67
Dec. 22, 2001	A	L	78-63

**MARITIME COLLEGE (1-0, A: 1-0)**

Dec. 21, 1970	A	W	103-83
---------------	---	---	--------

**MARQUETTE (0-1, A: 0-1)**

Dec. 23, 1997	A	L	85-58
---------------	---	---	-------

**MARSHALL (6-10, H: 5-3, A: 1-7)**

Jan. 11, 2006	H	L	73-69
March 1, 2006	A	L	73-61
Jan. 13, 2007	A	W	78-71
Feb. 10, 2007	H	W	75-58
Feb. 6, 2008	H	W	77-63
Feb. 23, 2008	A	L	71-66
Jan. 25, 2009*	H	W	87-69
Feb. 28, 2009	A	L	67-62
Jan. 13, 2010	H	L	81-75
Feb. 27, 2010	A	L	121-115 (3ot)
Jan. 5, 2011*	H	W	65-58
March 5, 2011	A	L	83-69
Jan. 14, 2012	A	L	65-64
Feb. 8, 2012	H	W	67-60
Feb. 2, 2013	A	L	75-71
Feb. 20, 2013	H	L	82-70

**MARYLAND (0-1, A: 0-1)**

Feb. 16, 1987	A	L	73-55
---------------	---	---	-------

**MARYLAND-EASTERN SHORE (3-0, H: 3-0)**

Jan. 9, 1985	H	W	70-58
Jan. 12, 1987	H	W	100-70
Dec. 10, 2016	H	W	76-58

**MASSACHUSETTS (4-1, H: 2-0, A: 2-0, N: 0-1)**

March 14, 1996	N	L	92-70
Nov. 13, 2009*	H	W	84-67
Dec. 22, 2010*	A	W	64-59
Dec. 8, 2015	H	W	67-63
Dec. 3, 2016	A	W	65-62

**MIT (1-0, H: 1-0)**

Jan. 8, 1974	H	W	91-70
--------------	---	---	-------

**MASSEY TECH (1-0, A: 1-0)**

Nov. 21, 1969	A	W	99-38
---------------	---	---	-------

**MCCOY AIR FORCE BASE (2-2, H: 1-1, A: 1-1)**

Dec. 5, 1969	A	W	104-66
1969-70	H	W	99-65
Jan. 29, 1971	H	L	104-97
Feb. 19, 1971	A	L	111-93

**MCDILL AIR FORCE BASE (2-0, H: 2-0)**

Jan. 6, 1971	H	W	102-73
Nov. 30, 1971	H	W	112-45

**MCNEESE STATE (1-2, H: 1-1, A: 0-1)**

Dec. 22, 1992	H	L	77-73
Nov. 20, 1997	H	W	67-51
Dec. 15, 1998	A	L	65-61

**MEDGAR EVERS (2-0, H: 2-0)**

Feb. 21, 1974	H	W	85-79
Dec. 18, 1975	H	W	131-70

# All-Time Series History vs. Non-Big 12 Opponents

## MEMPHIS (8-31, H: 6-8, A: 1-20, N: 1-3)

Jan. 10, 1973	A	L	124-75
Dec. 10, 1975	A	L	76-57
Nov. 27, 1976	A	L	84-53
Jan. 28, 2006	A	L	94-61
Jan. 31, 2007	H	L	87-65
Feb. 9, 2008	A	L	85-64
Jan. 10, 2009	H	L	73-66
Feb. 10, 2010	A	L	76-70
Jan. 26, 2011	A	L	77-61
Feb. 9, 2011	H	L	63-62
Jan. 18, 2012	H	W	68-67
Feb. 28, 2012	A	L	84-55
March 9, 2012	A	L	83-52
Feb. 13, 2013	A	L	93-71
March 2, 2013	H	L	76-67
Jan. 29, 2014	H	L	69-59
Feb. 12, 2014	A	L	76-70
Jan. 17, 2015	A	L	99-79
Feb. 22, 2015	H	L	75-65 (OT)
Jan. 26, 2016	H	L	97-86
Feb. 17, 2016	A	L	73-56
Jan. 22, 2017	A	L	70-65
Feb. 4, 2017	H	W	72-57
Mar. 10, 2017	N	W	84-54
Jan. 3, 2018	H	W	65-56
Feb. 11, 2018	A	W	68-64
Jan. 27, 2019	A	L	77-57
Feb. 16, 2019	H	W	79-72
Mar. 15, 2019	N	L	79-55
Jan. 29, 2020	H	L	59-57
Feb. 1, 2021	A	L	96-69
Feb. 3, 2021	A	L	75-61
Mar. 12, 2021	N	L	70-62
Jan. 12, 2022	H	W	74-64
Feb. 5, 2022	A	L	88-60
Mar. 11, 2022	N	L	85-69
Jan. 11, 2023	H	W	107-104 (2OT)
Feb. 16, 2023	A	L	64-63
Mar. 10, 2023	N	L	81-76

## MERCER (18-13, H: 8-7, A: 6-6, N: 4-0)

Dec. 2, 1985	H	L	81-67
Feb. 25, 1985	A	L	69-62
Dec. 6, 1990	H	W	111-74
Dec. 14, 1992	H	L	81-78
Feb. 15, 1993	A	L	93-84
Jan. 15, 1994	H	L	67-58
Feb. 10, 1994	A	W	85-79
March 3, 1994	H	W	90-68
Jan. 19, 1995	H	L	82-79 (ot)
Feb. 25, 1995	A	W	92-90
Jan. 18, 1996	H	L	67-65
March 2, 1996	N	W	86-77
Jan. 16, 1997	A	W	77-60
Jan. 3, 1997	A	W	82-72
Feb. 4, 1999	H	W	69-64
Jan. 5, 2000	H	W	93-77
Feb. 10, 2000	A	L	67-66
March 3, 2000	N	W	84-79
Dec. 2, 2000	A	L	69-68
Feb. 10, 2001	H	L	82-74
Jan. 12, 2002	A	W	81-71
Feb. 2, 2002	H	W	86-53
Jan. 13, 2003	A	L	85-63
Feb. 22, 2003	H	L	69-66
March 7, 2003	N	W	79-59
Jan. 4, 2004	H	W	60-56
Feb. 19, 2004	A	W	83-58
Jan. 5, 2005	A	L	80-71
Feb. 17, 2005	H	W	79-65
March 3, 2005	N	W	81-68
Nov. 10, 2017	H	W	88-79

## MERRIMACK (1-0, H: 1-0)

Jan. 4, 1984	H	W	67-56
--------------	---	---	-------

## MIAMI (FLA.) (3-9, H: 0-5, A: 2-4, N: 1-0)

Nov. 28, 1986	A	L	64-54
March 5, 1988	A	L	100-80
Dec. 11, 1998	A	L	66-56
Nov. 19, 1999	H	L	81-54
Dec. 9, 2000	A	L	83-72
Dec. 27, 2002	H	L	62-51
Dec. 18, 2010*	N	W	84-78
Dec. 18, 2012	H	L	72-50
Nov. 21, 2013	A	W	63-58
Nov. 12, 2019	H	L	79-70
Nov. 13, 2021	A	W	95-89
Nov. 27, 2022	H	L	66-64

## MIAMI (OHIO) (1-1, H: 1-0, A: 0-1)

Nov. 28, 2015	A	L	64-63
Dec. 18, 2016	H	W	80-73

## MICHIGAN (1-1, H: 1-0, A: 0-1)

Dec. 6, 2020	A	L	80-58
Dec. 30, 2021	H	W	85-71

## MICHIGAN STATE (0-1, A: 0-1)

Nov. 27, 1998	A	L	87-64
---------------	---	---	-------

## MIDDLE TENNESSEE (2-1, H: 1-1, A: 1-0)

Dec. 23, 1999	H	W	88-77
Dec. 12, 2000	A	W	68-64
Nov. 20, 2012	H	L	75-61

## MILTON (1-0, N: 1-0)

Dec. 19, 1976	N	W	79-61
---------------	---	---	-------

## MILWAUKEE ENGINEERING (1-0, H: 1-0)

Dec. 17, 1981	H	W	97-57
---------------	---	---	-------

## MINNESOTA (0-1, A: 0-1)

Dec. 12, 2006	A	L	74-63
---------------	---	---	-------

## MISSISSIPPI (1-3, H: 0-1, A: 1-2)

Dec. 8, 2007	H	L	76-67
Nov. 26, 2008	A	L	78-46
Jan. 5, 2010	A	L	84-56
Dec. 14, 2022	A	W	72-61

## MISSISSIPPI STATE (1-0, N: 1-0)

Nov. 17, 2016	N	W	86-61
---------------	---	---	-------

## MISSOURI (0-3, H: 0-1, A: 0-1, N: 0-1)

Nov. 30, 2017	H	L	62-59
Dec. 2, 2018	A	L	64-62 (OT)
Dec. 17, 2022	N	L	68-66

## MISSOURI BAPTIST (2-0, H: 2-0)

Jan. 5, 1977	H	W	95-70
Jan. 4, 1979	H	W	129-70

## MISSOURI-KANSAS CITY (2-0, H: 1-0, A: 1-0)

Dec. 4, 2004	H	W	62-56
Dec. 18, 2004	A	W	57-56

## MONMOUTH-ILL. (2-0, H: 2-0)

Dec. 9, 1980	H	W	89-74
Dec. 8, 1982	H	W	89-66

## MONMOUTH (1-0, H: 1-0)

Feb. 6, 1988	H	W	74-71
--------------	---	---	-------

## MOREHEAD STATE (0-1, N: 0-1)

Nov. 30, 2008	N	L	71-65
---------------	---	---	-------

## MOREHOUSE (1-0, H: 1-0)

March 6, 1981	H	W	94-77
---------------	---	---	-------

## MOUNT SAINT MARY'S (0-1, H: 0-1)

March 3, 1989	H	L	99-92
---------------	---	---	-------

## NAVY (1-1, H: 1-0, A: 0-1)

Dec. 22, 2002	A	L	68-56
Dec. 6, 2003	H	W	80-52

## NEBRASKA (1-0, N: 1-0)

Nov. 23, 2017	N	W	68-59
---------------	---	---	-------

## NEVADA (1-1, H: 1-0, A: 0-1)

Nov. 11, 2007	H	W	63-60
Dec. 16, 2007	A	L	86-74

## NEW COLLEGE (2-0, H: 2-0)

Feb. 21, 1970	H	W	117-64
Dec. 13, 1970	H	W	98-35

## NEW HAMPSHIRE (1-0, H: 1-0)

Jan. 24, 1973	H	W	97-87
---------------	---	---	-------

## NJIT (3-0, H: 3-0)

Dec. 29, 2006	H	W	75-63
Dec. 30, 2007	H	W	82-50
Dec. 7, 2019	H	W	78-65

## NEW MEXICO (1-1, A: 1-1)

Dec. 16, 1978	A	L	124-92
Nov. 22, 2008*	A	W	72-71

## NEW MEXICO STATE (1-0, N: 1-0)

Nov. 21, 2004	N	W	62-58
---------------	---	---	-------

## NEW ORLEANS (0-5, H: 0-2, A: 0-2, N: 0-1)

Jan. 23, 1991	A	L	72-64
Feb. 21, 1991	H	L	77-65
Jan. 8, 1992	A	L	76-60
Feb. 15, 1992	H	L	94-64
March 5, 1992	N	L	66-47

## NEW YORK TECH (1-0, H: 1-0)

Jan. 16, 1974	H	W	80-67
---------------	---	---	-------

## NEWBERRY (1-0, H: 1-0)

Dec. 1, 2009*	H	W	80-62
---------------	---	---	-------

## NIAGARA (2-1, H: 1-0, A: 1-0, N: 0-1)

Nov. 25, 2002	H	W	94-69
Dec. 22, 2003	A	W	69-67
Nov. 21, 2009	N	L	63-43

## NICHOLLS (3-1, H: 2-0, A: 1-1)

Jan. 26, 1985	H	W	71-70
March 2, 1985	A	L	64-59
Jan. 21, 1989	A	W	62-61
Nov. 14, 2016	H	W	80-56

## NORFOLK STATE (2-0, H: 2-0)

Dec. 16, 2005	H	W	63-47
Nov. 16, 2007	H	W	78-64

## NORTH ALABAMA (1-0, H: 1-0)

Dec. 22, 2021	H	W	75-64
---------------	---	---	-------

## NORTH CAROLINA (0-2, A: 0-2)

Dec. 2, 1989	A	L	92-42
Dec. 7, 1991	A	L	101-72

## NORTH CAROLINA A&T (1-0, H: 1-0)

Dec. 11, 2021	H	W	83-68
---------------	---	---	-------

## UNC-ASHEVILLE (3-1, H: 3-1)

1972-73	H	W	88-84
Jan. 7, 1978	H	W	88-70
Dec. 18, 1990	H	W	91-76
Nov. 7, 2022	H	L	98-95 (2OT)

## UNC-GREENSBORO (3-2, H: 3-0, A: 0-2)

Dec. 9, 1991	A	L	66-63
Jan. 4, 1992	H	W	71-57
Dec. 18, 1992	A	L	78-66
Jan. 4, 1993	H	W	72-66
Nov. 21, 2015	H	W	65-54

## UNC-WILMINGTON (1-2, H: 0-1, A: 0-1, N: 1-0)

Nov. 28, 1998	N	W	61-50
Dec. 21, 1999	H	L	74-60
Dec. 21, 2000	A	L	61-56

## NORTH CAROLINA A&T (2-0, H: 2-0)

Nov. 16, 2008	H	W	81-62
Dec. 13, 2011*	H	W	77-65

## NORTH CAROLINA COLLEGE (0-1, H: 0-1)

Nov. 27, 1970	H	L	93-87
---------------	---	---	-------

## NC STATE (0-2, H: 0-1, A: 0-1)

Jan. 15, 1996	H	L	81-74
Dec. 19, 1996	A	L	70-52

## NORTH FLORIDA (1-0, H: 1-0)

Dec. 29, 2005	H	W	69-57
---------------	---	---	-------

## NORTH GEORGIA (3-1, H: 2-0, A: 1-1)

Jan. 21, 1972	A	L	87-86
Jan. 19, 1973	H	W	95-80
Jan. 31, 1973	A	W	86-79
1973-74	H	W	84-65

## NORTH PARK (1-0, H: 1-0)

Dec. 16, 1982	H	W	67-54
---------------	---	---	-------

## NORTHEASTERN (0-1, H: 0-1)

Dec. 19, 1987	H	L	76-79 (ot)
---------------	---	---	------------

## NORTHERN ILLINOIS (1-1, H: 1-0, A: 0-1)

Feb. 16, 1988	A	L	94-86
Feb. 13, 1989	H	W	96-89

## NORTHERN IOWA (0-2, H: 0-1, A: 0-1)

Dec. 2, 1995	H	L	95-78
Dec. 21, 1995	A	L	76-71



# All-Time Series History vs. Non-Big 12 Opponents

**NORTHERN KENTUCKY (1-0, H: 1-0)**

Nov. 24, 2018 H W 66-53

**NORTHWOOD (1-0, H: 1-0)**

Jan. 4, 1977 H W 115-74

**NOTRE DAME (0-1, A: 0-1)**

Dec. 6, 2009 A L 90-72

**NOVA SOUTHEASTERN (3-0, H: 3-0)**

Dec. 3, 1996 H W 79-54

Dec. 13, 1997 H W 86-62

Nov. 22, 2005 H W 86-67

**OHIO (0-2, H: 0-1, A: 0-1)**

Dec. 28, 1998 H L 94-66

Dec. 13, 1999 A L 77-57

**OHIO STATE (0-1, A: 0-1)**

Dec. 19, 1984 A L 83-59

**OLD DOMINION (2-1, H: 1-0, A: 1-0, N: 0-1)**

Nov. 27, 1999 N L 61-57

Nov. 17, 2011 H W 61-53

Dec. 14, 2012 A W 75-71

**OREGON (0-1, A: 0-1)**

Mar. 19, 2023 A L 68-54

**ORLANDO GATORS (1-0, H: 1-0)**

Dec. 14, 1970 H W 94-79

**OTTERBEIN (0-1, A: 0-1)**

Dec. 6, 1983 A L 66-57

**PALM BEACH (1-0, H: 1-0)**

Nov. 22, 1969 H W 93-71

**PALM BEACH ATLANTIC (9-2, H: 5-2, A: 4-0)**

Dec. 3, 1969 A W 78-58

Jan. 31, 1970 H L 74-73

Nov. 28, 1970 H L 83-80

Dec. 12, 1970 A W 78-65

Feb. 20, 1971 H W 89-67

Dec. 4, 1971 H W 87-63

Jan. 8, 1972 A W 110-75

Dec. 2, 1972 A W 85-74

Jan. 13, 1973 H W 106-56

Nov. 27, 1995 H W 101-74

Jan. 30, 2012 H W 84-69

**PATRICK AIR FORCE BASE (4-1, H: 4-1)**

Dec. 12, 1969 H W 71-60

Jan. 17, 1970 H L 75-68

Jan. 4, 1970 H W 112-75

Jan. 15, 1971 H W 97-95

Dec. 11, 1971 H W 107-63

**PENNSYLVANIA (1-2, H: 1-1, N: 0-1)**

Dec. 29, 2008\* H W 81-64

Dec. 12, 2016 H L 58-49

Nov. 28, 2019 N L 68-67

**PENN STATE (1-0, N: 1-0)**

Nov. 25, 2007 N W 70-59

**PEPPERDINE (1-0, N: 1-0)**

Nov. 29, 2019 N W 78-65

**PIEDMONT (1-0, A: 1-0)**

Feb. 1, 1973 A W 108-57

**PITTSBURGH (0-1, N: 0-1)**

March 19, 2004 N L 55-44

**PRAIRIE VIEW A&M (1-0, H: 1-0)**

Nov. 9, 2019 H W 73-69

**PRESBYTERIAN (1-0, H: 1-0)**

Nov. 28, 2007 H W 80-53

**PRINCETON (1-0, H: 1-0)**

Dec. 30, 2010\* H W 68-62

**PUERTO RICO-MAYAGUEZ (3-0, H: 3-0)**

Nov. 16, 2001 H W 92-58

Nov. 23, 2003 H W 92-59

Nov. 24, 2004 H W 92-57

**PURDUE (0-1, N: 0-1)**

March 17, 1994 N L 98-67

**QUEENS - N.C. (0-1, H: 0-1)**

Nov. 26, 1989 H L 73-68

**RACINE (1-0, A: 1-0)**

Dec. 22, 1972 A W 58-51

**RADFORD (1-0, H: 1-0)**

Dec. 31, 1991 H W 81-76

**RENESELEAR TECH (0-1, H: 0-1)**

Jan. 6, 1973 H L 69-63 (3ot)

**RHODE ISLAND (2-0, H: 2-0)**

March 21, 2011\* H W 66-54

Dec. 30, 2011 H W 65-54

**RICE (9-5, H: 4-2, A: 5-2, N: 0-1)**

Dec. 13, 1977 A L 65-63

Feb. 25, 2006 A W 77-64

Jan. 20, 2007 H W 72-67

Feb. 17, 2007 A W 74-63

March 8, 2007 N L 53-51

Feb. 16, 2008 A W 60-53

March 1, 2008 H W 68-60

Jan. 17, 2009\* A W 77-52

Feb. 25, 2009 H L 69-66

Jan. 9, 2010\* H W 77-58

March 6, 2010\* A W 66-59

Jan. 22, 2011 H L 57-50

Feb. 22, 2012 A L 83-74

Jan. 23, 2013 H W 78-67

**RIDER (2-0, H: 2-0)**

Dec. 17, 1986 H W 73-66

Nov. 6, 2018 H W 84-70

**RIO GRANDE (2-0, H: 2-0)**

Dec. 16, 1975 H W 101-88

Dec. 21, 2013 H W 86-58

**ROBERT MORRIS (1-0, H: 1-0)**

Nov. 10, 2021 H W 69-59

**ROLLINS (26-15, H: 14-5, A: 10-6, N: 2-4)**

Dec. 6, 1971 A L 82-73

Feb. 5, 1973 H L 80-79 (ot)

Jan. 26, 1974 A L 71-69 (ot)

Feb. 1, 1975 H W 75-70

Feb. 22, 1975 A L 101-92

Feb. 7, 1976 A W 94-77

Feb. 24, 1976 H W 95-78 (ot)

March 12, 1976 N L 101-91

Jan. 15, 1977 H L 58-53

Feb. 26, 1977 A L 71-64

Jan. 21, 1978 A W 81-71

Feb. 8, 1978 H W 76-72

Feb. 22, 1978 N W 103-66

Feb. 3, 1979 H W 73-72

Feb. 12, 1979 H L 110-89

Feb. 25, 1979 N L 90-86

Feb. 2, 1980 A W 72-70

Feb. 20, 1980 H W 69-63

Feb. 24, 1980 N L 81-73

Jan. 31, 1981 H W 105-77

Feb. 18, 1981 A W 56-48

Jan. 19, 1982 A W 79-72

Feb. 12, 1982 H W 75-73

Feb. 26, 1982 N W 95-87

Jan. 11, 1983 A W 93-68

Feb. 5, 1983 A W 93-76

Jan. 31, 1984 H W 96-65

Feb. 20, 1984 A W 81-67

Feb. 19, 1985 H W 91-74

Jan. 25, 1986 A W 70-68

Jan. 21, 1987 H L 80-74

Feb. 20, 1988 A L 98-82

Feb. 4, 1989 N L 88-73

Jan. 31, 1990 H L 64-62

Jan. 5, 1991 A L 78-70

Feb. 4, 1991 H W 83-63

Nov. 30, 1993 H W 72-57

Nov. 29, 1994 A W 76-67

Nov. 13, 1998 H W 104-98

Nov. 18, 2005 H W 68-58

Nov. 15, 2006 H W 83-80 (ot)

**RUTGERS (1-1, H: 1-0, A: 0-1)**

Jan. 15, 2014 A L 85-75

Feb. 26, 2014 H W 67-65

**SACRED HEART (1-0, H: 1-0)**

Dec. 15, 2019 H W 76-65

**ST. BERNARD (1-0, H: 1-0)**

Dec. 4, 1975 H W 100-87

**ST. BONAVENTURE (1-0, H: 1-0)**

March 16, 2011\* H W 69-54

**ST. FRANCIS - N.Y. (1-0, H: 1-0)**

Jan. 16, 1988 H W 80-79

**ST. JOHN'S (0-1, N: 0-1)**

Nov. 26, 2017 N L 46-43

**SAINT JOSEPH'S (1-0, N: 1-0)**

Nov. 16, 2018 N W 77-57

**ST. LEO (22-4, H: 12-3, A: 9-1, N: 1-0)**

Dec. 12, 1972 A W 68-55

Feb. 13, 1973 H L 110-82

Dec. 5, 1973 H W 65-49

Feb. 12, 1974 A L 96-72

Jan. 25, 1975 H L 85-84

Feb. 11, 1975 H W 63-42

Jan. 27, 1976 H W 80-56

Feb. 26, 1976 A W 105-85

Jan. 29, 1977 A W 79-72

Feb. 23, 1977 H W 80-74 (3ot)

Jan. 31, 1978 H W 68-53

Feb. 18, 1978 A W 79-61

Feb. 21, 1978 N W 89-60

Jan. 30, 1979 A W 96-95 (ot)

Feb. 17, 1979 H W 89-85

Feb. 24, 1979 H W 85-70

Jan. 30, 1980 H W 83-51

Feb. 16, 1980 A W 72-62

Jan. 28, 1981 A W 96-60

Feb. 14, 1981 H W 111-73

Jan. 26, 1982 H W 95-58

Feb. 17, 1982 A W 74-54

Jan. 21, 1983 H W 70-61

Feb. 14, 1983 H W 71-58

Jan. 17, 1984 H L 62-60

Feb. 10, 1984 A W 75-53

**ST. MARY'S - MD. (1-0, H: 1-0)**

Jan. 14, 1982 H W 83-68

**ST. MICHAEL'S (1-0, H: 1-0)**

Jan. 10, 1980 H W 90-64

**SAINT PETER'S (1-0, H: 1-0)**

Dec. 4, 1987 H W 67-63

**ST. THOMAS (21-5, H: 11-1, A: 9-3, N: 1-1)**

Feb. 3, 1972 A W 73-60

Dec. 1, 1972 A L 99-75

Jan. 12, 1974 H W 85-73

Dec. 13, 1974 A L 98-87

Feb. 25, 1975 H W 47-45

Jan. 24, 1976 H W 79-70

Feb. 17, 1976 A W 82-67

Feb. 5, 1977 A W 80-71

Feb. 16, 1977 A W 61-52

Jan. 17, 1978 A W 64-46

Feb. 4, 1978 H W 76-68

Jan. 23, 1979 H W 95-83

Feb. 7, 1979 A W 103-92

Jan. 19, 1980 H W 101-66

Feb. 6, 1980 A W 89-75

Dec. 17, 1981 A W 74-73

Feb. 4, 1981 H W 95-83

Feb. 27, 1981 N W 72-68

Jan. 30, 1982 A L 81-79

Feb. 20, 1982 H W 70-63

Feb. 27, 1982 N L 68-66

Jan. 29, 1983 H W 75-64

Feb. 19, 1983 H L 62-61

Jan. 24, 1984 A W 48-44

Dec. 18, 1997 H W 94-60

Nov. 12, 2011 H W 74-61

**SAM HOUSTON (1-2, H: 1-0, A: 0-1, N: 0-1)**

Dec. 21, 2005 N L 68-63

Jan. 5, 2008 A L 60-58 (ot)

Jan. 3, 2009 H W 86-70

# All-Time Series History vs. Non-Big 12 Opponents

## SAMFORD (7-17, H: 6-5, A: 0-10, N: 1-2)

Dec. 8, 1981	A	L	73-71
Feb. 5, 1990	H	L	86-60
Dec. 20, 1990	A	L	70-61
Jan. 7, 1993	A	L	65-52
Jan. 20, 1993	H	L	69-63
Jan. 6, 1994	A	L	63-48
Feb. 5, 1994	H	W	80-70
Jan. 14, 1995	A	L	74-73
Jan. 6, 1996	A	L	92-78
Jan. 4, 1997	H	L	68-65
Jan. 15, 1998	H	L	78-66
Feb. 26, 1998	N	W	94-70
Jan. 28, 1999	A	L	70-58
Feb. 27, 1999	N	L	89-61
Jan. 8, 2000	A	L	75-67
Feb. 19, 2000	H	W	71-68 (OT)
March 4, 2000	N	L	78-69
Jan. 8, 2001	H	L	76-62
Feb. 15, 2001	A	L	72-71 (OT)
Dec. 19, 2001	A	L	59-58
Feb. 14, 2002	H	W	72-56
Feb. 28, 2002	H	W	84-74
Feb. 1, 2003	H	W	58-52
Dec. 4, 2022	H	W	80-77 (OT)

## SAN DIEGO (1-0, H: 1-0)

March 11, 1978	H	W	77-71
----------------	---	---	-------

## SANTA CLARA (1-0, N: 1-0)

Nov. 20, 2022	N	W	57-50
---------------	---	---	-------

## SAVANNAH STATE (1-2, H: 1-1, A: 0-1)

Nov. 30, 1981	H	W	81-67
Nov. 20, 1982	H	L	65-60
Dec. 12, 1983	A	L	57-53

## SEATTLE (1-0, H: 1-0)

Nov. 26, 2016	H	W	67-51
---------------	---	---	-------

## SHIPPENSBURG STATE (1-0, H: 1-0)

Jan. 6, 1979	H	W	97-67
--------------	---	---	-------

## SLIPPERY ROCK (0-1, N: 0-1)

Jan. 6, 1990	N	L	85-75
--------------	---	---	-------

## SMU (12-14, H: 8-4, A: 2-9, N: 2-1)

Feb. 18, 2006	A	L	77-55
Jan. 17, 2007	H	W	64-56
Jan. 26, 2008	A	L	69-67 (ot)
Jan. 28, 2009*	H	W	70-45
Jan. 27, 2010	A	L	65-43
March 10, 2010*	N	W	69-53
March 2, 2011*	H	W	51-48
Feb. 4, 2012	A	W	59-52
Jan. 26, 2013	H	W	74-65
Jan. 18, 2014	H	L	58-46
March 1, 2014	A	L	70-55
Jan. 11, 2015	H	L	70-61
Jan. 31, 2015	A	L	75-56
Jan. 10, 2016	A	L	88-73
Jan. 25, 2017	H	L	65-60
Mar. 11, 2017	N	L	70-59
Dec. 27, 2017	A	L	56-51
Feb. 17, 2018	H	W	52-37
Feb. 10, 2019	A	W	71-65
Feb. 24, 2019	H	W	95-48
Jan. 8, 2019	A	L	81-74
Mar. 4, 2020	H	W	61-58
Jan. 23, 2021	H	L	78-65
Jan. 2, 2022	A	L	72-60
Jan. 8, 2023	H	W	85-53
Mar. 9, 2023	N	W	76-70

## SOUTH ALABAMA (0-6, H: 0-3, A: 0-3)

Dec. 6, 1984	A	L	83-66
Dec. 19, 1985	H	L	64-46
Jan. 24, 1987	A	L	101-69
Jan. 11, 1988	H	L	99-72
Jan. 28, 1992	H	L	107-88
Feb. 24, 1992	A	L	93-78

## SOUTH CAROLINA (0-2, A: 0-2)

Dec. 15, 1984	A	L	89-46
Jan. 18, 1986	A	L	79-73

## SOUTH CAROLINA STATE (1-1, H: 1-0, N: 0-1)

Nov. 28, 1999	N	L	71-70
Dec. 21, 2017	H	W	89-64

## SOUTH DAKOTA STATE (3-1, H: 1-1, A: 1-0, N: 1-0)

Feb. 21, 2005	H	W	82-72
Jan. 18, 2006	H	L	69-64
Jan. 6, 2007	A	W	72-61
Nov. 29, 2008*	N	W	66-64

## SOUTH FLORIDA (21-27, H: 12-9, A: 8-16, N: 1-2)

Feb. 22, 1972	A	L	115-96
Dec. 11, 1972	H	L	100-88
Dec. 3, 1973	A	L	96-76
Nov. 30, 1974	H	W	75-74
Feb. 17, 1975	A	L	120-87
Nov. 29, 1975	H	L	94-76
Nov. 29, 1976	A	W	66-57
Jan. 26, 1978	A	W	79-57
Feb. 6, 1986	A	L	81-65
Feb. 17, 1987	A	L	86-71
Dec. 12, 1992	A	L	92-81
Jan. 26, 1993	H	L	77-72
Feb. 7, 1994	H	W	89-85 (ot)
Dec. 10, 1994	A	L	89-64
Dec. 11, 1995	H	L	92-82
Dec. 14, 1996	A	L	66-47
Dec. 30, 1997	N	L	73-72
Dec. 17, 1998	N	L	69-55
Dec. 3, 1999	H	L	79-55
Dec. 15, 2000	A	L	85-55
Jan. 29, 2002	H	L	84-79
Dec. 1, 2007	A	L	75-67
Dec. 6, 2008*	H	W	71-63
Dec. 16, 2009	A	L	66-59
Nov. 18, 2010*	H	W	65-59
Nov. 10, 2012	A	W	74-56
Jan. 2, 2013	H	L	65-56
Feb. 5, 2014	H	L	79-78 (ot)
Feb. 15, 2014	A	W	75-74
Feb. 11, 2015	H	W	73-62
Mar. 4, 2015	A	L	74-45
Jan. 6, 2016	H	W	75-64
Jan. 20, 2016	A	W	64-54
Jan. 17, 2017	H	W	86-64
Mar. 2, 2017	A	W	59-56
Jan. 20, 2018	A	W	71-69
Feb. 14, 2018	H	W	72-57
Feb. 13, 2019	H	W	78-65
Feb. 27, 2019	A	W	75-63
Jan. 18, 2020	H	W	55-54
Feb. 1, 2020	A	L	64-48
Jan. 2, 2021	A	L	68-61
Feb. 17, 2021	H	W	81-65
Jan. 15, 2022	A	L	75-51
Feb. 3, 2022	H	W	68-49
Mar. 10, 2022	N	W	60-58
Jan. 21, 2023	A	L	85-72
Feb. 22, 2023	H	L	82-75

## SOUTH JERSEY (1-0, A: 1-0)

Dec. 22, 1970	A	W	96-80
---------------	---	---	-------

## SOUTHEAST MISSOURI STATE (0-1, N: 0-1)

March 4, 1982	N	L	60-55
---------------	---	---	-------

## SOUTHEASTERN LOUISIANA (8-3, H: 5-3, A: 2-0, N: 1-0)

Jan. 14, 1989	H	L	81-79
Nov. 23, 1990	H	W	84-74
Jan. 29, 1994	A	W	92-80
Feb. 26, 1994	H	W	84-72
Feb. 4, 1995	H	L	91-90
Jan. 13, 1996	H	L	95-84
Feb. 29, 1996	N	W	83-80
Jan. 11, 1997	A	W	92-89 (ot)
Dec. 4, 2010*	H	W	74-49
Dec. 22, 2014	H	W	70-65
Dec. 12, 2017	H	W	61-53

## SOUTHERN (1-2, H: 1-1, A: 0-1)

Jan. 28, 1993	A	L	127-91
Feb. 24, 1993	H	L	127-100
Dec. 9, 2017	H	W	76-60

## SOUTHERN BENEDICTINE (1-0, H: 1-0)

Dec. 8, 1977	H	W	64-61
--------------	---	---	-------

## SOUTHERN ILLINOIS (0-1, H: 0-1)

Dec. 31, 1984	H	L	76-65
---------------	---	---	-------

## SOUTHERN MISS (5-8, H: 4-1, A: 1-5, N: 0-2)

Feb. 8, 2006	A	L	59-51
Feb. 21, 2007	H	W	59-56
Jan. 8, 2008	A	W	52-41
March 13, 2008	N	L	68-62
Jan. 21, 2009*	H	W	73-61
March 11, 2009	N	L	77-53
Feb. 20, 2010	A	L	68-58
Jan. 15, 2011	A	L	86-69
Feb. 26, 2011*	H	W	65-64
Jan. 28, 2012	H	L	78-65
Feb. 11, 2012	A	L	78-74
Feb. 6, 2013	H	W	60-58
March 9, 2013	A	L	70-62

## SOUTHWEST GEORGIA (0-2, H: 0-1, A: 0-1)

Dec. 5, 1970	H	L	85-76
Feb. 8, 1971	A	L	84-72

## SPRING HILL (0-1, A: 0-1)

Dec. 16, 1973	A	L	90-76
---------------	---	---	-------

## STANFORD (0-1, H: 0-1)

Dec. 29, 1990	H	L	89-80
---------------	---	---	-------

## STETSON (31-15, H: 18-8, A: 12-7, N: 1-0)

Jan. 3, 1974	A	L	86-68
Dec. 13, 1980	N	W	75-73 (2ot)
Dec. 29, 1983	H	L	74-58
Feb. 16, 1985	H	L	71-64
Feb. 23, 1985	A	W	66-60
Feb. 15, 1986	H	L	87-81
March 5, 1986	A	L	87-59
Jan. 18, 1993	A	L	98-91
March 2, 1993	H	L	95-82
Dec. 22, 1994	A	W	96-91 (ot)
Feb. 19, 1994	H	W	82-77
March 5, 1994	H	W	70-67
Jan. 5, 1995	A	L	83-80 (ot)
Jan. 21, 1995	H	L	78-65
Feb. 5, 1996	A	W	75-66
Feb. 17, 1996	H	W	73-62
Feb. 3, 1997	H	L	71-59
Feb. 15, 1997	A	L	85-70
Feb. 2, 1998	H	W	77-74
Feb. 14, 1998	A	W	88-84
Jan. 16, 1999	H	W	84-65
Feb. 9, 1999	A	W	80-68
Feb. 22, 2000	A	L	88-86
Jan. 31, 2000	H	L	75-61
Jan. 17, 2001	H	L	77-68
Jan. 27, 2001	A	L	83-65
Jan. 2, 2002	H	W	75-69
Feb. 21, 2002	A	W	78-65
Jan. 18, 2003	H	W	82-70
Feb. 15, 2003	A	W	90-82
Jan. 9, 2004	A	W	71-58
Feb. 14, 2004	H	W	74-54
Jan. 11, 2005	H	W	70-66
Feb. 10, 2005	A	W	71-62
Nov. 26, 2005	H	W	74-66
Nov. 18, 2006	H	W	73-60
Nov. 23, 2010*	A	W	85-58
Dec. 29, 2011	H	W	80-70
Dec. 20, 2012	H	W	83-66
Dec. 7, 2013	H	W	77-58
Nov. 16, 2014	H	W	64-55
Dec. 2, 2015	A	W	94-85
Nov. 30, 2016	H	W	81-45
Dec. 19, 2017	A	W	74-55
Dec. 16, 2018	H	W	90-65
Dec. 21, 2022	H	W	73-58

## SUNY-NEW PALTZ (1-0, H: 1-0)

Jan. 25, 1971	H	W	96-88
---------------	---	---	-------

## TAMPA (2-2, H: 2-0, A: 0-1, N: 0-1)

Jan. 20, 1984	A	L	64-59
Feb. 13, 1984	H	W	72-62
Feb. 25, 1984	N	L	53-52
Nov. 8, 2013	H	W	97-72

## TARLETON (1-0, H: 1-0)

Dec. 11, 2022	H	W	75-49
---------------	---	---	-------





# All-Time Series History vs. Non-Big 12 Opponents

**TEMPLE (7-12, H: 4-5, A: 2-7, N: 1-0)**

Jan. 4, 2014	H	W	78-76
March 4, 2014	A	L	86-78 (ot)
March 12, 2014	N	W	94-90 (2ot)
Jan. 4, 2015	A	L	84-78
Jan. 28, 2015	H	L	86-62
Feb. 6, 2016	H	L	62-60
Feb. 27, 2016	A	L	63-61
Dec. 31, 2016	H	W	77-53
Feb. 22, 2017	A	W	71-69
Jan. 7, 2018	H	W	60-39
Feb. 25, 2018	A	L	75-56
Jan. 2, 2019	H	W	78-73
Mar. 9, 2019	A	L	67-62
Dec. 31, 2019	H	L	62-58
Jan. 14, 2021	A	L	62-55
Dec. 15, 2021	A	W	65-48
Jan. 5, 2022	H	L	66-62
Jan. 28, 2023	H	L	77-70 (OT)
Mar. 2, 2023	A	L	57-55

**TENNESSEE (0-1, H: 0-1)**

Dec. 29, 1986	H	L	81-62
---------------	---	---	-------

**TENNESSEE-MARTIN (1-1, H: 1-0, A: 0-1)**

Dec. 15, 2002	A	L	63-58
Dec. 30, 2003	H	W	80-68

**TENNESSEE TECH (1-2, H: 0-1, A: 0-1, N: 1-0)**

Jan. 30, 1985	A	L	70-55
Dec. 10, 1985	H	L	77-62
Dec. 21, 2006	N	W	73-66

**TENNESSEE TEMPLE (1-0, H: 1-0)**

Nov. 30, 1996	H	W	89-85
---------------	---	---	-------

**TENNESSEE WESLEYAN (1-0, H: 1-0)**

Dec. 2, 1976	H	W	108-107 (ot)
--------------	---	---	--------------

**TEXAS PAN-AM (5-0, H: 3-0, A: 2-0)**

Jan. 12, 1991	A	W	81-80
Feb. 7, 1991	H	W	68-61
Jan. 16, 1992	A	W	59-51
Feb. 26, 1992	H	W	73-72
Dec. 30, 2006	H	W	88-62

**TEXAS WESLEYAN (2-0, H: 2-0)**

Jan. 9, 1989	H	W	82-77
Nov. 29, 1989	H	W	80-79

**TOLEDO (0-2, H: 0-1, A: 0-1)**

Dec. 2, 1988	A	L	92-51
Nov. 29, 1997	H	L	69-64

**TOWSON (0-1, H: 0-1)**

Jan. 3, 1983	H	L	80-57
--------------	---	---	-------

**TRANSYLVANIA (1-0, H: 1-0)**

Dec. 14, 1973	H	W	55-38
---------------	---	---	-------

**TROY (8-11, H: 3-6, A: 3-3, N: 2-2)**

Dec. 3, 1982	H	L	84-81
Jan. 10, 1998	H	W	82-65
Feb. 6, 1999	H	W	107-82
Feb. 25, 1999	N	W	66-55
Dec. 30, 1999	H	L	74-73
Feb. 12, 2000	A	L	85-73
Jan. 2, 2001	A	L	79-64
Feb. 8, 2001	H	L	74-69
March 1, 2001	N	L	89-68
Jan. 10, 2002	A	L	85-74
Feb. 4, 2002	H	L	64-58
Jan. 11, 2003	A	W	76-61
Feb. 20, 2003	H	L	77-72
March 8, 2003	N	L	80-69
Jan. 23, 2004	A	W	74-72
Jan. 31, 2004	H	L	76-64
March 6, 2004	N	W	60-55
Jan. 16, 2005	H	W	87-76
Feb. 4, 2005	A	W	77-73

**TULANE (19-6, H: 9-1, A: 10-4, N: 0-1)**

Dec. 8, 1983	A	L	82-54
Nov. 29, 2002	A	W	66-61
Feb. 11, 2006	H	W	72-51
Feb. 14, 2007	A	L	86-80
Feb. 27, 2008	H	W	80-63
Jan. 31, 2009*	A	W	79-74 (ot)
Feb. 13, 2010*	H	W	62-54
Feb. 16, 2011*	A	W	65-62
Jan. 4, 2012	H	W	60-53
Jan. 30, 2013	A	W	58-50
Jan. 14, 2015	H	W	103-100 (3ot)
Feb. 19, 2015	A	W	69-55
Feb. 4, 2016	A	W	70-62
Mar. 2, 2016	H	W	73-65
Mar. 10, 2016	N	L	65-63
Dec. 28, 2016	A	W	85-72
Mar. 4, 2018	H	W	60-51
Jan. 23, 2019	A	W	75-50
Jan. 14, 2020	A	W	74-55
Feb. 22, 2020	H	L	75-74
Feb. 12, 2021	H	W	53-49
Feb. 20, 2021	A	W	84-81
Jan. 22, 2022	H	W	68-66
Mar. 3, 2022	A	L	82-67
Jan. 14, 2023	A	L	77-69

**TULSA (14-15, H: 12-3, A: 2-12)**

Dec. 19, 1981	A	L	69-58
Dec. 4, 1989	A	L	78-48
Jan. 21, 2006	H	W	45-44
Feb. 3, 2007	H	W	63-53
Feb. 24, 2007	A	L	66-64
Jan. 12, 2008	H	W	97-91 (3ot)
March 8, 2008*	A	L	71-53
Feb. 14, 2009*	H	W	74-72
March 4, 2009	A	L	79-70
Jan. 16, 2010	A	L	90-70
Jan. 30, 2010	H	L	55-50
Feb. 12, 2011*	H	W	58-57
Jan. 25, 2012	A	L	66-61
Feb. 23, 2013	H	W	83-75
Dec. 31, 2014	H	L	56-54
Jan. 24, 2016	A	L	75-60
Feb. 21, 2016	H	L	75-67
Jan. 28, 2017	A	L	77-66
Feb. 14, 2017	H	W	71-53
Feb. 21, 2018	A	L	70-61
Jan. 19, 2019	H	W	64-62
Feb. 9, 2020	H	W	83-75
Feb. 29, 2020	A	L	65-54
Feb. 6, 2021	A	W	65-58
Mar. 2, 2021	H	W	73-69
Feb. 14, 2022	H	W	76-67
Mar. 6, 2022	A	L	73-72
Feb. 11, 2023	H	W	96-52
Feb. 26, 2023	A	W	68-49

**UAB (5-7, H: 2-4, A: 2-3, N: 1-0)**

Feb. 4, 2006	H	L	75-68
Jan. 10, 2007	A	L	74-64 (ot)
Jan. 30, 2008	H	L	88-81
Jan. 13, 2009	A	L	60-52
Feb. 24, 2010	H	L	53-49
Jan. 29, 2011	H	L	74-69
Feb. 19, 2011	A	L	63-58
Jan. 21, 2012	A	W	48-41
March 3, 2012	H	W	71-63
March 8, 2012	N	W	64-54
Jan. 9, 2013	H	W	64-48
March 6, 2013	A	W	74-70

**UMBC (1-1, H: 1-0, A: 0-1)**

Dec. 12, 1987	A	L	85-57
Jan. 14, 1988	H	W	98-69

**UNION (1-0, H: 1-0)**

Jan. 4, 1982	H	W	78-46
--------------	---	---	-------

**UNLV (0-2, H: 0-1, A: 0-1)**

Dec. 30, 1994	H	L	103-90 (ot)
Dec. 30, 1995	A	L	74-53

**UPSALA (1-0, H: 1-0)**

Nov. 19, 1977	H	W	102-77
---------------	---	---	--------

**URBANA (3-0, H: 3-0)**

Dec. 15, 1979	H	W	98-59
Dec. 12, 1981	H	W	83-73
Dec. 14, 1983	H	W	63-50

**USC UPSTATE (1-0, H: 1-0)**

Nov. 23, 2014	H	W	76-69
---------------	---	---	-------

**U.S. INTERNATIONAL (0-2, H: 0-1, A: 0-1)**

Dec. 2, 1987	H	L	78-75
Feb. 10, 1988	A	L	96-79

**UTAH (1-0, N: 1-0)**

Dec. 19, 2006	N	W	67-61
---------------	---	---	-------

**UTAH STATE (1-0, N: 1-0)**

Nov. 20, 2004	N	W	55-52
---------------	---	---	-------

**UTEP (5-5, H: 3-1, A: 2-3, N: 0-1)**

Dec. 15, 1978	A	L	92-64
March 4, 2006	H	W	66-55
Jan. 27, 2007	A	W	67-64
Jan. 23, 2008	H	W	109-80
Feb. 11, 2009	A	L	73-68
Jan. 23, 2010	H	L	96-59
March 11, 2010	N	L	76-54
Feb. 21, 2011*	A	W	74-68
Feb. 25, 2012	H	W	63-45
Feb. 16, 2013	A	L	73-58

**VALDOSTA STATE (3-4, H: 2-1, A: 0-2, N: 1-1)**

Jan. 14, 1975	N	W	69-59
March 11, 1976	N	L	95-82
Nov. 22, 1982	A	L	101-94
Dec. 18, 1982	H	W	78-67
March 21, 1983	A	L	87-73
Dec. 19, 1983	H	W	68-50
Dec. 12, 1985	H	L	55-46

**VALPARAISO (2-3, H: 2-0, A: 0-2, N: 0-1)**

Jan. 5, 1989	N	L	90-89
Nov. 18, 2008	A	L	69-52
Dec. 22, 2008*	H	W	85-60
Nov. 26, 2013	A	L	85-70
Dec. 22, 2013	H	W	90-62

**VCU (1-0, N: 1-0)**

March 22, 2019	N	W	73-58
----------------	---	---	-------

**VILLANOVA (0-2, N: 0-2)**

Nov. 22, 2007	N	L	76-68
Nov. 20, 2016	N	L	67-57

**VILLANOVA-MIAMI (2-0, H: 1-0, N: 1-0)**

Feb. 15, 1984	H	W	75-44
Feb. 24, 1984	N	W	33-23

**VMI (1-0, N: 1-0)**

Dec. 28, 1978	N	W	108-91
---------------	---	---	--------

**WARNER SOUTHERN (1-0, H: 1-0)**

March 2, 1989	H	W	78-52
---------------	---	---	-------

**WARTBURG (0-1, H: 0-1)**

Dec. 18, 2000	H	L	72-61
---------------	---	---	-------

**WEBBER (3-0, H: 2-0, A: 1-0)**

Jan. 15, 1980	H	W	92-48
Jan. 29, 1980	A	W	98-53
Nov. 20, 1981	H	W	84-48

**WEST FLORIDA (7-1, H: 5-0, A: 2-1)**

Feb. 15, 1973	H	W	56-54
1973-74	A	L	85-82
1973-74	H	W	88-74
Jan. 31, 1975	H	W	85-73
Feb. 20, 1975	A	W	98-87
Jan. 6, 1976	A	W	73-65
Dec. 17, 1993	H	W	102-61
Nov. 12, 2010*	H	W	115-61

**WEST GEORGIA (2-1, H: 1-0, A: 0-1, N: 1-0)**

Dec. 20, 1982	N	W	81-78
Dec. 20, 1982	H	W	90-80
Feb. 17, 1983	A	L	95-83

**WESTERN ILLINOIS (2-1, H: 2-1)**

Jan. 1, 1985	H	W	58-55
Jan. 5, 1987	H	L	79-77
Nov. 14, 2022	H	W	70-37

**WESTERN KENTUCKY (1-3, H: 0-1, A: 0-1, N: 1-1)**

Feb. 10, 1992	H	L	81-78 (ot)
Feb. 29, 1992	A	L	83-47
Dec. 19, 2005	N	L	73-68
Nov. 18, 2018	N	W	78-62

# All-Time Series History vs. Non-Big 12 Opponents

## WESTERN NEW ENGLAND (3-0, H: 3-0)

Jan. 14, 1976	H	W	109-74
Jan. 11, 1978	H	W	106-79
Jan. 13, 1980	H	W	114-87

## WICHITA STATE (3-8, H: 2-3, A: 1-5)

Jan. 25, 2018	A	L	81-62
Mar. 1, 2018	H	L	75-71 (ot)
Jan. 16, 2019	A	L	75-67
Jan. 25, 2020	A	L	87-79
Feb. 13, 2020	H	L	75-58
Jan. 30, 2021	A	L	93-88 (ot)
Feb. 10, 2021	H	L	61-60
Jan. 26, 2022	A	L	84-79
Feb. 8, 2022	H	W	71-66
Dec. 28, 2022	H	W	52-45
Feb. 8, 2023	A	W	72-67

## WILLIAM JEWELL (1-0, H: 1-0)

Jan. 2, 1981	H	W	106-78
--------------	---	---	--------

## WILLIAM & MARY (2-0, H: 2-0)

Jan. 2, 1989	H	W	69-65
Nov. 18, 2017	H	W	75-64

## WINTHROP (6-4, H: 3-2, A: 3-2)

Dec. 22, 1988	H	L	82-80 (ot)
Jan. 13, 1990	A	L	60-45
Dec. 5, 1992	H	W	99-91
Dec. 4, 1993	A	W	94-85
Dec. 15, 1994	H	W	86-80
Nov. 29, 1995	A	W	77-65
Nov. 27, 1996	H	L	83-78
Dec. 3, 1997	A	W	73-68
Dec. 2, 1998	H	W	79-57
Nov. 23, 1999	A	L	78-54

## WISCONSIN (0-1, A: 0-1)

Dec. 13, 1971	A	L	90-58
---------------	---	---	-------

## UW-MILWAUKEE (0-2, H: 0-1, A: 0-1)

Dec. 15, 1990	A	L	86-84
Jan. 31, 1991	H	L	88-87

## UW-OSHKOSH (0-1, A: 0-1)

Feb. 8, 1972	A	L	80-66
--------------	---	---	-------

## XAVIER - LA. (2-0, H: 1-0, A: 1-0)

Dec. 6, 1979	A	W	83-79
Jan. 2, 1980	H	W	109-79

## XAVIER (0-1, A: 0-1)

Feb. 28, 1985	A	L	78-51
---------------	---	---	-------

## YALE (0-1, H: 0-1)

Dec. 30, 1989	H	L	93-81 (ot)
---------------	---	---	------------

## YORK COLLEGE (1-0, H: 1-0)

Feb. 22, 1974	H	W	77-66
---------------	---	---	-------

## YOUNGSTOWN STATE (0-1, H: 0-1)

Dec. 23, 1996	H	L	83-74
---------------	---	---	-------



# In-Season Tournaments

**AMI CLASSIC**

at Miami, Fla.		
<b>1986-87 (4th)</b>		
Nov. 28	Miami	L, 64-54
Nov. 29	La Salle	L, 68-43

**BAHA MAR HOOPS BAHAMAS CHAMPIONSHIP**

at Nassau, Bahamas		
<b>2022-23 (1st)</b>		
Nov. 18	Oklahoma State	W, 60-56 (OT)
Nov. 20	Santa Clara	W, 57-50

**BATTLE 4 ATLANTIS**

at Paradise Island, Bahamas		
<b>2011-12 (2nd)</b>		
Nov. 24	College of Charleston	W, 74-63
Nov. 25	UConn	W, 68-63
Nov. 26	Harvard	L, 59-49

**BP TOP OF THE WORLD CLASSIC**

at Fairbanks, Alaska		
<b>2004-05 (1st)</b>		
Nov. 18	Alaska-Fairbanks	W, 74-63
Nov. 20	Utah State	W, 55-52
Nov. 21	New Mexico State	W, 62-58

**CANCUN CHALLENGE**

at Albuquerque, N.M./Cancun, Mexico		
<b>2008-09</b>		
Nov. 22	at New Mexico	W, 72-71
Nov. 29	South Dakota State	W, 66-64
Nov. 30	Morehead State	L, 71-65

**CITRUS INVITATIONAL**

at Lakeland, Fla.		
<b>1974-75 (2nd)</b>		
Jan. 14	Valdosta State	W, 69-59
Jan. 15	C.W. Post	L, 78-73

**COLUMBUS CHRISTMAS TOURNAMENT**

at Columbus, Ga.		
<b>1977-78 (1st)</b>		
Dec. 19	Knoxville	W, 95-85
Dec. 20	Columbus	W, 74-62

**DR. PEPPER CLASSIC**

at Chattanooga, Tenn.		
1996-97 (4th)		
Dec. 28	Youngstown State	L, 80-55
Dec. 29	Coastal Carolina	L, 77-71 (2OT)

**FIESTA BOWL CLASSIC**

at Tucson, Ariz.		
<b>2005-06 (4th)</b>		
Dec. 19	Western Kentucky	L, 73-68
Dec. 21	Sam Houston State	L, 68-63

**GILDAN CHARLESTON CLASSIC**

at Charleston, S.C.		
<b>2016-17 (2nd)</b>		
Nov. 17	Mississippi State	W, 86-61
Nov. 18	at Charleston	W, 60-40
Nov. 20	Villanova	L, 67-57

**GLENN WILKES CLASSIC**

at Daytona Beach, Fla.		
<b>2009-10</b>		
Nov. 17	Howard (Orlando, Fla.)	W, 68-59
Nov. 20	Auburn	W, 84-74
Nov. 21	Niagara	L, 63-46
Nov. 22	Drake	W, 59-50

**HAWAII PACIFIC THANKSGIVING TOURNEY**

at Kapolei, Hawaii		
<b>2000-01 (7th)</b>		
Nov. 24	Georgetown	L, 77-65
Nov. 25	Duquesne	L, 90-79
Nov. 26	Hawaii Pacific	W, 80-67

**LAWRENCE INVITATIONAL**

at Appleton, Wis.		
<b>1976-77 (1st)</b>		
Dec. 19	Milton State	W, 79-61
Dec. 20	Lawrence	W, 102-80

**MCCLENDON CLASSIC**

at Chicago, Ill.		
<b>1989-90 (4th)</b>		
Dec. 15	Illinois-Chicago	L, 86-66
Dec. 16	Howard	L, 81-65

**MERRILL LYNCH CLASSIC**

at Orlando, Fla.		
<b>1986-87 (2nd)</b>		
Dec. 20	Campbell	W, 88-82
Dec. 21	Coastal Carolina	L, 72-68
<b>1987-88 (2nd)</b>		
Dec. 4	Saint Peter's	W, 67-63
Dec. 5	Campbell	L, 91-82
<b>1988-89 (2nd)</b>		
March 3	Warner Southern	W, 78-53
March 4	Mt. St. Mary's	L, 99-92

**MYRTLE BEACH INVITATIONAL**

at Conway, S.C.		
<b>2018-19 (1st)</b>		
Nov. 15	Cal State Fullerton	W, 68-52
Nov. 16	Saint Joseph's	W, 77-57
Nov. 18	Western Kentucky	W, 78-62

**OLD SPICE CLASSIC/ADVOCARE INVITATIONAL**

at Lake Buena Vista, Fla.		
<b>2007-08 (7th)</b>		
Nov. 22	Villanova	L, 76-68
Nov. 23	Kansas State	L, 73-71 (OT)
Nov. 25	Penn State	W, 70-59
<b>2017-18 (4th)</b>		
Nov. 23	Nebraska	W, 68-59
Nov. 24	West Virginia	L, 83-45
Nov. 26	St. John's	L, 46-43

**RED LOBSTER CLASSIC**

at Orlando, Fla.		
<b>1983-84 (4th)</b>		
Dec. 29	Stetson	L, 74-58
Dec. 30	Cincinnati	L, 62-48
<b>1985-86 (4th)</b>		
Dec. 22	Auburn	L, 78-49
Dec. 23	Valdosta State	L, 55-46
<b>1986-87 (4th)</b>		
Dec. 29	Tennessee	L, 81-62
Dec. 30	Alcorn State	L, 77-74
<b>1987-88 (4th)</b>		
Dec. 28	Alabama	L, 65-54
Dec. 29	Florida State	L, 101-67
<b>1988-89 (4th)</b>		
Dec. 28	Florida State	L, 97-64
Dec. 29	Auburn	L, 95-68
<b>1989-90</b>		
Dec. 9	Georgia	L, 92-62
<b>1990-91 (4th)</b>		
Dec. 29	Stanford	L, 89-80
Dec. 30	DePaul	L, 81-78 (ot)

**SAN JUAN SHOOTOUT**

at Guaynabo, Puerto Rico		
<b>2006-07 (3rd)</b>		
Dec. 19	Utah	W, 67-61
Dec. 20	Appalachian State	L, 75-64
Dec. 21	Tennessee Tech	W, 75-63

**SOCON HOLIDAY HOOPS TOURNEY**

at Greenville, S.C.		
<b>1999-00 (8th)</b>		
Nov. 26	Clemson	L, 54-48
Nov. 27	Old Dominion	L, 61-57
Nov. 28	South Carolina State	L, 71-70

**SPARTAN COCA-COLA CLASSIC**

at East Lansing, Mich.		
<b>1998-99 (3rd)</b>		
Nov. 27	Michigan State	L, 87-64
Nov. 28	UNC-Wilmington	W, 61-50

**SPARTAN COCA-COLA CLASSIC**

at East Lansing, Mich.		
<b>1998-99 (3rd)</b>		
Nov. 27	Michigan State	L, 87-64
Nov. 28	UNC-Wilmington	W, 61-50

**STETSON INVITATIONAL**

at DeLand, Fla.		
<b>1973-74 (4th)</b>		
Jan. 2	Charlotte	L, 93-71
Jan. 3	Stetson	L, 86-68

**SWAMP FOX INVITATIONAL**

at Florence, S.C.		
<b>1980-81 (1st)</b>		
Jan. 9	California State (Pa.)	W, 58-48
Jan. 10	Francis Marion	W, 47-38

**TANGERINE BOWL**

at Winter Park, Fla.		
<b>1978-79 (2nd)</b>		
Dec. 28	Virginia Military	W, 108-91
Dec. 29	American	L, 85-83 (OT)
<b>1980-81 (1st)</b>		
Dec. 12	Central Michigan	W, 60-55
Dec. 13	Stetson	W, 75-73 (2OT)
<b>1989-90 (4th)</b>		
Jan. 5	Valparaiso	L, 90-89
Jan. 6	Slippery Rock	L, 85-75
<b>1990-91 (2nd)</b>		
Jan. 4	Brandon	W, 98-91
Jan. 5	Rollins	L, 78-70

**UCF CLASSIC**

at Orlando, Fla.		
<b>1989-90 (1st)</b>		
March 2	Liberty	W, 86-79
March 3	Long Island	W, 106-91
<b>1990-91 (1st)</b>		
Nov. 23	Southeastern Louisiana	W, 84-74
Nov. 24	Maine	W, 86-79
<b>1991-92 (2nd)</b>		
Nov. 30	Campbell	W, 82-74
Dec. 1	Delaware	L, 92-79
<b>1992-93 (4th)</b>		
Dec. 21	Grambling	L, 85-81
Dec. 22	McNeese State	L, 77-73

**UCF HOLIDAY CLASSIC/TOURNAMENT**

at Orlando, Fla.		
<b>2004-05 (3rd)</b>		
Dec. 28	Brown	L, 83-82 (OT)
Dec. 29	Fordham	W, 65-61
<b>2005-06 (2nd)</b>		
Dec. 29	North Florida	W, 69-57
Dec. 30	Birmingham-Southern	L, 58-50
<b>2006-07 (1st)</b>		
Dec. 29	NJIT	W, 75-63
Dec. 30	Texas-Pan Am	W, 88-62
<b>2007-08 (1st)</b>		
Dec. 30	NJIT	W, 82-50
Dec. 31	Long Island	W, 78-69
<b>2008-09 (1st)</b>		
Dec. 29	Penn	W, 81-64
Dec. 30	Chicago State	W, 89-75
<b>2009-10 (2nd)</b>		
Dec. 29	Liberty	W, 82-58
Dec. 30	Jacksonville	L, 61-51
<b>2010-11 (1st)</b>		
Dec. 29	Furman	W, 71-53
Dec. 30	Princeton	W, 68-62
<b>2011-12 (1st)</b>		
Dec. 29	Stetson	W, 80-70
Dec. 30	Rhode Island	W, 65-54
<b>2012-13 (1st)</b>		
Dec. 28	Howard	W, 62-45
Dec. 29	Belmont	W, 66-63
<b>2013-14 (1st)</b>		
Dec. 21	Rio Grande	W, 86-58
Dec. 22	Valparaiso	W, 90-62

**UCF HOLIDAY WORLD TOURNAMENT**

at Orlando, Fla.		
<b>1982-83 (3rd)</b>		
Dec. 3	Troy	L, 84-81
Dec. 4	Florida International	W, 84-60

**UNIVERSITY HOOPS CLASSIC**

at New Orleans, La.		
<b>2002-03 (1st)</b>		
Nov. 29	Tulane	W, 66-61
Nov. 30	Maine	W, 72-55
Dec. 1	Indiana State	W, 50-49

**UNLV HOLIDAY CLASSIC**

at Las Vegas, Nev.		
<b>1995-96 (4th)</b>		
Dec. 28	Davidson	L, 90-51
Dec. 30	UNLV	L, 74-53

**WOODEN LEGACY**

at Anaheim, Calif.		
<b>2019-20 (5th)</b>		
Nov. 28	Pennsylvania	L, 68-67
Nov. 29	Pepperdine	W, 78-65
Dec. 1	Charleston	W, 77-56

# Conference Tournaments

## Sunshine State

<b>1978 - Lakeland, Fla. - No. 1 seed</b>			
Feb. 21	St. Leo - No. 5 seed	W, 89-60	
Feb. 22	Rollins - No. 3 seed	W, 103-66	
<b>1979 - Orlando, Fla. - No. 3 seed</b>			
Feb. 24	St. Leo - No. 6 seed	W, 85-70	
Feb. 25	Rollins - No. 2 seed	L, 90-86	
<b>1980 - Lakeland, Fla. - No. 2 seed</b>			
Feb. 24	Rollins - No. 3 seed	L, 81-73	
<b>1981 - Lakeland, Fla. - No. 2 seed</b>			
Feb. 27	Biscayne - No. 3 seed	W, 72-68	
Feb. 28	Florida Southern - No. 1 seed	L, 86-77	
<b>1982 - Lakeland, Fla. - No. 2 seed</b>			
Feb. 26	Rollins - No. 3 seed	W, 95-87	
Feb. 27	Biscayne - No. 4 seed	L, 68-66	
<b>1983 - Lakeland, Fla. - No. 1 seed</b>			
Feb. 25	Eckerd - No. 4 seed	W, 66-57	
Feb. 26	Florida Southern - No. 2 seed	L, 93-74	
<b>1984 - Lakeland, Fla. - No. 1 seed</b>			
Feb. 24	Villanova-Miami - No. 4 seed	W, 33-23	
Feb. 25	Tampa - No. 3 seed	L, 53-52	

## American South

<b>1991 - New Orleans, La. - No. 6 seed</b>			
March 1	Louisiana Tech - No. 3 seed	L, 89-57	

## Sun Belt

<b>1992 - Biloxi, Miss. - No. 10 seed</b>			
March 5	New Orleans - No. 7 seed	L, 66-47	

## Atlantic Sun

<b>1994 - Orlando, Fla. - No. 1 seed</b>			
March 3	Mercer - No. 8 seed	W, 90-68	
March 4	Centenary - No. 4 seed	W, 93-89	
March 5	Stetson - No. 3 seed	W, 70-67	
<b>1995 - Orlando, Fla. - No. 5 seed</b>			
March 2	Southeastern Louisiana - No. 4	L, 81-70	
<b>1996 - DeLand, Fla. - No. 6 seed</b>			
Feb. 29	Southeastern Louisiana - No. 3	W, 83-80	
March 1	Campbell - No. 3 seed	W, 80-71	
March 2	Mercer - No. 5 seed	W, 86-77	
<b>1998 - Charleston, S.C. - No. 5 seed</b>			
Feb. 26	Samford - No. 4 seed	W, 94-70	
Feb. 27	College of Charleston - No. 1 s. l.	W, 81-66	

<b>1999 - Jacksonville, Fla. - No. 2 seed</b>			
Feb. 25	Troy - No. 7 seed	W, 66-55	
Feb. 26	Georgia State - No. 3 seed	W, 67-60	
Feb. 27	Samford - No. 1 seed	L, 89-61	
<b>2000 - Jacksonville, Fla. - No. 5 seed</b>			
March 2	Jacksonville State - No. 4 seed	W, 74-55	
March 3	Mercer - No. 8 seed	W, 84-79	
March 4	Samford - No. 3 seed	L, 78-69	
<b>2001 - Atlanta, Ga. - No. 10 seed</b>			
Feb. 28	Jacksonville State - No. 7 seed	W, 100-57	
March 1	Troy - No. 2 seed	L, 89-68	
<b>2002 - Orlando, Fla. - No. 5 seed</b>			
Feb. 28	Samford - No. 4 seed	W, 84-74	
March 1	Georgia State - No. 1 seed	L, 82-64	
<b>2003 - Atlanta, Ga. - No. 5 seed</b>			
March 6	Jacksonville State - No. 4 seed	W, 68-51	
March 7	Mercer - No. 1 seed	W, 79-59	
March 8	Troy - No. 3 seed	L, 80-69	
<b>2004 - Nashville, Tenn. - No. 2 seed</b>			
March 4	Jacksonville - No. 7 seed	W, 71-63	
March 5	Belmont - No. 3 seed	W, 64-62	
March 6	Troy - No. 1 seed	W, 60-55	
<b>2005 - Nashville, Tenn. - No. 2 seed</b>			
March 3	Mercer - No. 7 seed	W, 81-68	
March 4	Belmont - No. 3 seed	W, 66-61	
March 5	Gardner-Webb - No. 1 seed	W, 63-54	

## Conference USA

<b>2006 - Memphis, Tenn. - No. 5 seed</b>			
March 8	East Carolina - No. 12 seed	W, 65-52	
March 9	Houston - No. 4 seed	L, 71-52	
<b>2007 - Memphis, Tenn. - No. 2 seed</b>			
March 8	Rice - No. 7 seed	L, 53-51	
<b>2008 - Memphis, Tenn. - No. 4 seed</b>			
March 13	Southern Miss - No. 5 seed	L, 68-62	
<b>2009 - Memphis, Tenn. - No. 6 seed</b>			
March 11	Southern Miss - No. 11 seed	L, 77-53	
<b>2010 - Tulsa, Okla. - No. 9 seed</b>			
March 10	SMU - No. 8 seed	W, 69-53	
March 11	UTEP - No. 1 seed	L, 76-54	
<b>2011 - El Paso, Texas - No. 9 seed</b>			
March 9	ECU - No. 8 seed	L, 75-60	
<b>2012 - Memphis, Tenn. - No. 4 seed</b>			
March 8	UAB - No. 5 seed	W, 64-54	
March 9	at Memphis - No. 1 seed	L, 83-52	

## American Athletic Conference

<b>2014 - Memphis, Tenn. - No. 9 seed</b>			
March 12	Temple - No. 8 seed	W, 94-90 (2ot)	
March 13	Cincinnati - No. 1 seed	L, 61-58	
<b>2015 - Hartford, Conn. - No. 9 seed</b>			
March 12	ECU - No. 8 seed	L, 81-80 (ot)	
<b>2016 - Orlando, Fla. - No. 7 seed</b>			
March 10	Tulane - No. 10 seed	L, 65-63	
<b>2017 - Hartford, Conn. - No. 4 seed</b>			
March 10	Memphis - No. 5 seed	W, 84-54	
March 11	SMU - No. 1 seed	L, 70-59	
<b>2018 - Orlando, Fla. - No. 6 seed</b>			
March 8	ECU - No. 11 seed	W, 66-52	
March 9	Houston - No. 3 seed	L, 84-56	
<b>2019 - Memphis, Tenn. - No. 4 seed</b>			
March 15	Memphis - No. 5 seed	L, 79-55	
<b>2020 - Fort Worth, Texas</b>			
Canceled			
<b>2021 - Fort Worth, Texas - No. 6 seed</b>			
March 11	ECU - No. 11 seed	W, 72-62	
March 12	Memphis - No. 3 seed	L, 70-62	
<b>2022 - Fort Worth, Texas - No. 6 seed</b>			
March 10	South Florida - No. 11 seed	W, 60-58	
March 11	Memphis - No. 3 seed	L, 85-69	
<b>2023 - Fort Worth, Texas - No. 7 seed</b>			
March 9	SMU - No. 10 seed	W, 76-70	
March 10	Memphis - No. 2 seed	L, 81-76	

## DI Conference Tournament Titles



C.J. Kelly (2022-23) and Thiel Horton (2022-23) celebrate after sealing UCF's come-from-behind victory against SMU in the first round of the 2023 American Athletic Conference Championship. The two combined for 12 straight UCF points to put the Knights up 55-51 with 9:52 to go. The pair scored 29 of UCF's final 55 points, securing the 76-70 victory.




# Postseason History


**1994**

Atlantic Sun Champions, NCAA Tournament Berth


**1996**

Atlantic Sun Champions, NCAA Tournament Berth


**2004**

Atlantic Sun Champions, NCAA Tournament Berth


**2005**

Atlantic Sun Champions, NCAA Tournament Berth


**2019**

NCAA Tournament Second Round

## Division I NCAA Tournament

<b>1994 - No. 16 seed - Lexington, Ky.</b>		
March 17	Purdue - No. 1 seed	L, 98-67
<b>1996 - No. 16 seed - Providence, R.I.</b>		
March 14	UMass - No. 1 seed	L, 92-70
<b>2004 - No. 14 seed - Milwaukee, Wis.</b>		
March 19	Pittsburgh - No. 3 seed	L, 53-44
<b>2005 - No. 15 seed - Worcester, Mass.</b>		
March 18	UConn - No. 2 seed	L, 77-71
<b>2019 - No. 9 seed - Columbia, S.C.</b>		
March 22	VCU - No. 8 seed	W, 73-58
March 24	Duke - No. 1 seed	L, 77-76

## NIT

<b>2012</b>		
March 14	at Drexel (First Round)	L, 81-56
<b>2017</b>		
March 15	Colorado (First Round)	W, 79-74
March 20	at Illinois State (Second Round)	W, 63-62
March 22	Illinois (Quarterfinals)	W, 68-58
March 28	vs. TCU (Semifinals)	L, 68-53
<b>2023</b>		
March 15	at Florida (First Round)	W, 67-49
March 19	at Oregon (Second Round)	L, 68-54

## CBI

<b>2011</b>		
March 16	St. Bonaventure (1st Round)	W, 69-54
March 21	Rhode Island (2nd Round)	W, 66-54
March 23	at Creighton (Semifinals)	L, 82-64

## Division II NCAA Tournament

<b>1976 Southeast Regional - Chattanooga, Tenn.</b>		
March 11	Valdosta State	L, 95-82
March 12	Rollins	L, 101-91
<b>1977 Southeast Regional - Chattanooga, Tenn.</b>		
March 4	Armstrong State	W, 91-82
March 5	Chattanooga	L, 88-79
<b>1978 South Regional - Orlando, Fla.</b>		
March 3	Augusta	W, 86-66
March 4	Florida A&M	W, 85-78
<b>1978 Quarterfinals - Orlando, Fla.</b>		
March 11	San Diego	W, 77-71
<b>1978 National Championship - Springfield, Mo.</b>		
March 17	Cheyney State	L, 79-63
March 18	Eastern Illinois	L, 77-67
<b>1980 South Regional - Lakeland, Fla.</b>		
Feb. 28	West Georgia	W, 81-78
Feb. 29	Florida Southern	L, 71-64
<b>1981 South Regional - Orlando, Fla.</b>		
March 6	Morehouse	W, 94-77
March 7	Florida Southern	L, 73-71
<b>1982 South/Central Regional - Warrensburg, Mo.</b>		
March 4	Southeast Missouri State	L, 60-55
March 5	Central Missouri State	L, 70-62

# NCAA Tournament History



## DI NCAA Tournament History

**5** Appearances **1-5** All-Time Record

### Game-by-Game History

#### 2019 - No. 9 Seed

March 22	First Round	vs. #8 seed VCU	W, 73-58
March 24	Second Round	vs. #1 seed Duke	L, 77-76

#### 2005 - No. 15 Seed

March 18	First Round	vs. #2 seed UConn	L, 77-71
----------	-------------	-------------------	----------

#### 2004 - No. 14 Seed

March 19	First Round	vs. #3 seed Pittsburgh	L, 53-44
----------	-------------	------------------------	----------

#### 1996 - No. 16 Seed

March 14	First Round	vs. #1 seed UMass	L, 92-70
----------	-------------	-------------------	----------

#### 1994 - No. 16 Seed

March 17	First Round	vs. #1 seed Purdue	L, 98-67
----------	-------------	--------------------	----------

### UCF Team Highs

POINTS	vs.	Opponent	Date
1. 76	vs. Duke	(3/24/19)	
2. 73	vs. VCU	(3/22/19)	
3. 71	vs. UConn	(3/18/05)	
4. 70	vs. UMass	(3/14/96)	
5. 67	vs. Purdue	(3/17/94)	
6. 44	vs. Pittsburgh	(3/19/04)	

### FIELD GOAL PERCENTAGE

1. 49.1% (28-57)	vs. VCU	(3/22/19)
2. 48.1% (26-54)	vs. Duke	(3/24/19)
3. 38.5% (20-52)	vs. UMass	(3/14/96)
4. 35.6% (26-73)	vs. Purdue	(3/17/94)
5. 34.4% (21-61)	vs. UConn	(3/18/05)
6. 30.8% (16-52)	vs. Pittsburgh	(3/19/04)

### THREE POINT PERCENTAGE

1. 64.3% (9-14)	vs. VCU	(3/22/19)
2. 50% (9-18)	vs. Duke	(3/24/19)
3. 39.3% (11-28)	vs. UConn	(3/18/05)
4. 37.9% (11-29)	vs. UMass	(3/14/96)
5. 30.4% (7-23)	vs. Purdue	(3/17/94)
6. 25.0% (5-20)	vs. Pittsburgh	(3/19/04)

### FREE THROW PERCENTAGE

1. 85.7% (18-21)	vs. UConn	(3/18/05)
2. 75.0% (15-20)	vs. Duke	(3/24/19)
3. 72.7% (8-11)	vs. VCU	(3/22/19)
3. 72.7% (8-11)	vs. Purdue	(3/17/94)
5. 70.0% (7-10)	vs. Pittsburgh	(3/19/04)
6. 67.9% (19-28)	vs. UMass	(3/14/96)

### REBOUNDS

1. 42 (10 Off., 32 Def.)	vs. VCU	(3/22/19)
2. 34 (7 Off., 27 Def.)	vs. Duke	(3/24/19)
3. 32 (12 Off., 20 Def.)	vs. Purdue	(3/17/94)
4. 31 (8 Off., 23 Def.)	vs. Pittsburgh	(3/19/04)
5. 29 (12 Off., 17 Def.)	vs. UConn	(3/18/05)
6. 28 (6 Off., 22 Def.)	vs. UMass	(3/14/96)

### ASSISTS

1. 16	vs. Duke	(3/24/19)
1. 16	vs. UConn	(3/18/05)
3. 13	vs. Purdue	(3/17/94)
4. 12	vs. VCU	(3/22/19)
5. 11	vs. UMass	(3/14/96)
6. 10	vs. Pittsburgh	(3/19/04)

### STEALS

1. 10	vs. UConn	(3/18/05)
2. 7	vs. Purdue	(3/17/94)
3. 6	vs. VCU	(3/22/19)
3. 6	vs. Pittsburgh	(3/19/04)
5. 5	vs. Duke	(3/24/19)
6. 3	vs. UMass	(3/14/96)

### BLOCKED SHOTS

1. 6	vs. VCU	(3/22/19)
1. 6	vs. UConn	(3/18/05)
3. 5	vs. Duke	(3/24/19)
4. 2	vs. Purdue	(3/17/94)
5. 0	vs. Pittsburgh	(3/19/04)
5. 0	vs. UMass	(3/14/96)

### TURNOVERS

1. 10	vs. UConn	(3/18/05)
2. 11	vs. Duke	(3/24/19)
3. 13	vs. Purdue	(3/17/94)
4. 14	vs. Pittsburgh	(3/19/04)
5. 15	vs. VCU	(3/22/19)
6. 18	vs. UMass	(3/14/96)

### Opponent Team Highs

POINTS	vs.	Opponent	Date
1. 98	vs. Purdue	(3/17/94)	
2. 92	vs. UMass	(3/14/96)	
3. 77	vs. Duke	(3/24/19)	
3. 77	vs. UConn	(3/18/05)	
4. 58	vs. VCU	(3/22/19)	
5. 53	vs. Pittsburgh	(3/19/04)	

### FIELD GOAL PERCENTAGE

1. 50.0% (29-58)	UConn	(3/18/05)
2. 47.4% (36-76)	Purdue	(3/17/94)
3. 44.8% (30-67)	Duke	(3/24/19)
4. 43.6% (34-78)	UMass	(3/14/96)
5. 31.1% (19-61)	VCU	(3/22/19)
6. 29.5% (13-44)	Pittsburgh	(3/19/04)

### THREE POINT PERCENTAGE

1. 53.8% (14-26)	Purdue	(3/17/94)
2. 50.0% (3-6)	UConn	(3/18/05)
3. 41.2% (7-17)	UMass	(3/14/96)
4. 40.0% (10-25)	Duke	(3/24/19)
5. 31.3% (5-16)	Pittsburgh	(3/19/04)
6. 23.1% (6-26)	VCU	(3/22/19)

### FREE THROW PERCENTAGE

1. 82.4% (14-17)	VCU	(3/22/19)
2. 77.3% (17-22)	UMass	(3/14/96)
3. 75.0% (12-16)	Purdue	(3/17/94)
4. 71.0% (22-31)	Pittsburgh	(3/19/04)
5. 64.0% (16-25)	UConn	(3/18/05)
6. 58.3% (7-12)	Duke	(3/24/19)

### REBOUNDS

1. 51 (22 Off., 29 Def.)	UMass	(3/14/96)
1. 51 (21 Off., 30 Def.)	Purdue	(3/17/94)
3. 43 (14 Off., 29 Def.)	UConn	(3/18/05)
4. 36 (13 Off., 23 Def.)	Duke	(3/24/19)
5. 35 (10 Off., 25 Def.)	Pittsburgh	(3/19/04)
6. 34 (13 Off., 21 Def.)	VCU	(3/22/19)

### ASSISTS

1. 25	Purdue	(3/17/94)
2. 17	UConn	(3/18/05)
3. 16	UMass	(3/14/96)
4. 15	Duke	(3/24/19)
5. 7	Pittsburgh	(3/19/04)
6. 6	VCU	(3/22/19)

### STEALS

1. 16	UMass	(3/14/96)
2. 8	Duke	(3/24/19)
2. 8	VCU	(3/22/19)
2. 8	Pittsburgh	(3/19/04)
2. 8	Purdue	(3/17/94)
6. 7	UConn	(3/18/05)

### BLOCKED SHOTS

1. 6	UConn	(3/18/05)
2. 5	UMass	(3/14/96)
3. 3	Duke	(3/24/19)
3. 3	VCU	(3/22/19)
3. 3	Purdue	(3/17/94)
6. 1	Pittsburgh	(3/19/04)

### TURNOVERS

1. 8	Duke	(3/24/19)
1. 8	UMass	(3/14/96)
3. 10	Purdue	(3/17/94)
4. 12	VCU	(3/22/19)
5. 13	UConn	(3/18/05)
5. 13	Pittsburgh	(3/19/04)

### UCF Individual Highs

POINTS	Player	Points	Date
1. 98	Aubrey Dawkins	32	(3/24/19)
2. 29	Gary Johnson	29	(3/18/05)
3. 21	Harry Kennedy	21	(3/14/96)
4. 20	Eric Riggs	20	(3/14/96)
5. 16	Roberto Morentin	16	(3/19/04)
5. 16	Victor Saxton	16	(3/17/94)
7. 15	Tacko Fall	15	(3/24/19)
7. 15	B.J. Taylor	15	(3/22/19)
7. 15	William Bakanowsky	15	(3/18/05)
11. 14	Aubrey Dawkins	14	(3/22/19)
12. 13	Tacko Fall	13	(3/22/19)
13. 12	Dexter Lyons	12	(3/19/04)
13. 12	Ochiel Swaby	12	(3/17/94)
15. 11	Stacey Castle	11	(3/14/96)
16. 10	Kingsley Edwards	10	(3/18/05)
16. 10	Darryl Davis	10	(3/17/94)

### REBOUNDS

1. 18	Tacko Fall	(3/22/19)
2. 9	Roberto Morentin	(3/19/04)
3. 8	Collin Smith	(3/24/19)
3. 8	Victor Saxton	(3/17/94)
5. 7	Aubrey Dawkins	(3/22/19)
5. 7	William Bakanowsky	(3/18/05)
5. 7	Howard Porter	(3/14/96)

### BLOCKS

1. 5	Tacko Fall	(3/22/19)
2. 3	Tacko Fall	(3/24/19)
3. 2	Anthony Williams	(3/18/05)
3. 2	William Bakanowsky	(3/18/05)

### ASSISTS

1. 8	Stacey Castle	(3/14/96)
2. 7	Terrell Allen	(3/24/19)
3. 5	Gary Johnson	(3/18/05)
3. 5	Kingsley Edwards	(3/18/05)
5. 5	Gary Johnson	(3/19/04)
5. 5	Darryl Davis	(3/17/94)

### STEALS

1. 3	Aubrey Dawkins	(3/24/19)
1. 3	B.J. Taylor	(3/22/19)
1. 3	William Bakanowsky	(3/18/05)
1. 3	Kingsley Edwards	(3/18/05)
1. 3	Gary Johnson	(3/19/04)

### FIELD GOALS

1. 12	Aubrey Dawkins	(3/24/19)
2. 9	Gary Johnson	(3/18/05)
3. 7	Tacko Fall	(3/24/19)
3. 7	Victor Saxton	(3/17/94)
5. 6	Aubrey Dawkins	(3/22/19)
5. 6	Roberto Morentin	(3/19/04)
5. 6	Harry Kennedy	(3/14/96)
5. 6	Eric Riggs	(3/14/96)

### THREE-POINTERS

1. 7	Gary Johnson	(3/18/05)
2. 6	Eric Riggs	(3/14/96)
3. 5	Aubrey Dawkins	(3/24/19)

### FREE THROWS MADE

1. 9	B.J. Taylor	(3/24/19)
2. 6	Stacey Castle	(3/14/96)
3. 4	William Bakanowsky	(3/18/05)
3. 4	Gary Johnson	(3/18/05)
3. 4	Kingsley Edwards	(3/18/05)
3. 4	Roberto Morentin	(3/19/04)

### UCF Team Highs in a Half

POINTS	vs.	Opponent	Date
1. 42	2nd, vs. Purdue	(3/17/94)	
2. 40	2nd vs. Duke	(3/24/19)	
2. 40	2nd vs. UConn	(3/18/05)	
4. 39	2nd vs. VCU	(3/22/19)	
4. 39	1st vs. UMass	(3/14/96)	

### FIELD GOAL PERCENTAGE

1. 51.9% (14-27)	2nd, vs. Duke	(3/24/19)
1. 51.9% (14-27)	2nd, vs. VCU	(3/22/19)
3. 37.5% (12-32)	2nd, vs. UConn	(3/18/05)

### THREE POINT PERCENTAGE

1. 75% (6-8)	2nd, vs. VCU	(3/22/19)
2. 62.5% (5-8)	2nd vs. Duke	(3/24/19)
3. 54.5% (6-11)	1st vs. UConn	(3/18/05)

### FREE THROW PERCENTAGE

1. 100% (8-8)	1st, vs. Duke	(3/24/19)
2. 91.7% (11-12)	2nd, vs. UConn	(3/18/05)
3. 75% (3-4)	1st, vs. VCU	(3/22/19)

### Opponent Team Highs - Half

POINTS	vs.	Opponent	Date
1. 60	2nd, Purdue	(3/17/94)	
2. 49	2nd, UMass	(3/14/96)	
3. 47	1st, UConn	(3/18/05)	
4. 44	1st, Duke	(3/24/19)	
5. 34	2nd, VCU	(3/22/19)	

### FIELD GOAL PERCENTAGE

1. 62.5% (20-32)	1st, UConn	(3/18/05)
2. 54.5% (18-33)	1st, Duke	(3/24/19)
3. 33.3% (11-33)	2nd, VCU	(3/22/19)

### THREE POINT PERCENTAGE

1.
----

# NIT and CBI History



## National Invitation Tournament History

**3** Appearances **4-3** All-Time Record

### Game-by-Game History 2023

March 15	First Round	at #4 seed Florida	W, 67-49
March 19	Second Round	at #1 seed Oregon	L, 68-54

### 2017 - No. 4 Seed

March 15	First Round	#5 seed Colorado	W, 79-74
March 20	Second Round	at #1 seed Illinois State	W, 63-62
March 22	Quarterfinals	#2 seed Illinois	W, 68-58
March 28	Semifinals	vs. #4 seed TCU	L, 68-53

### 2012 - No. 6 Seed

March 14	First Round	at #3 seed Drexel	L, 81-56
----------	-------------	-------------------	----------



Taylor Hendricks (2022-23) scored 17 points and collected eight rebounds in UCF's first win over the Gators in Gainesville, helping UCF to win its 2023 NIT contest against Florida 67-49.

### UCF Tean Highs

**POINTS**

1. 79	vs. Colorado (3/15/17)
2. 68	vs. Illinois (3/22/17)
3. 67	at Florida (3/15/23)
4. 63	at Illinois State (3/20/17)
5. 56	at Drexel (3/14/12)
6. 54	at Oregon (3/19/23)
7. 53	vs. TCU (3/28/17)

### POINTS ALLOWED

1. 49	at Florida (3/15/23)
2. 58	vs. Illinois (3/22/17)
3. 62	at Illinois State (3/20/17)
4. 68	at Oregon (3/19/23)
4. 68	vs. TCU (3/28/17)
6. 74	vs. Colorado (3/15/17)
7. 81	at Drexel (3/14/12)

### FIELD GOAL PERCENTAGE

1. 54.3% (25-46)	vs. Colorado (3/15/17)
2. 52.7% (29-55)	at Florida (3/15/23)
2. 44.9% (22-49)	vs. Illinois (3/22/17)
4. 39.6% (21-53)	at Illinois State (3/20/17)
5. 38.2% (21-55)	at Drexel (3/14/12)
6. 33.3% (19-57)	vs. TCU (3/28/17)
7. 30.6% (19-62)	at Oregon (3/19/23)

### THREE POINT PERCENTAGE

1. 54.5% (9-33)	vs. Colorado (3/15/17)
2. 46.7% (7-15)	at Illinois State (3/20/17)
3. 40.0% (6-15)	at Florida (3/15/23)
3. 35.0% (7-20)	vs. Illinois (3/22/17)
5. 26.7% (4-15)	at Drexel (3/14/12)
6. 24.0% (6-25)	vs. TCU (3/28/17)
7. 16.7% (5-30)	at Oregon (3/19/23)

### FREE THROW PERCENTAGE

1. 81.0% (17-21)	vs. Illinois (3/22/17)
2. 78.6% (11-14)	at Oregon (3/19/23)
3. 77.8% (14-18)	at Illinois State (3/20/17)
4. 75% (3-4)	at Florida (3/15/23)
5. 64.3% (9-14)	vs. TCU (3/28/17)
6. 53.1% (17-32)	vs. Colorado (3/15/17)
7. 50.0% (10-20)	at Drexel (3/14/12)

### REBOUNDS

1. 43 (7 Off., 36 Def.)	vs. Illinois (3/22/17)
2. 39 (10 Off., 29 Def.)	at Florida (3/15/23)
3. 38 (11 Off., 27 Def.)	at Illinois State (3/20/17)
4. 35 (11 Off., 24 Def.)	vs. TCU (3/28/17)
5. 34 (7 Off., 27 Def.)	vs. Colorado (3/15/17)
6. 31 (10 Off., 21 Def.)	at Oregon (3/19/23)
7. 30 (13 Off., 17 Def.)	at Drexel (3/14/12)

### ASSISTS

1. 12	vs. Colorado (3/15/17)
2. 11	vs. Illinois (3/22/17)
3. 10	at Illinois State (3/20/17)
4. 9	at Florida (3/15/23)
4. 7	at Drexel (3/14/12)
6. 6	at Oregon (3/19/23)
7. 5	vs. TCU (3/28/17)

### STEALS

1. 13	at Florida (3/15/23)
2. 11	at Oregon (3/19/23)
3. 8	vs. TCU (3/28/17)
4. 5	vs. Illinois (3/22/17)
5. 4	at Illinois State (3/20/17)
6. 3	vs. Colorado (3/15/17)
7. 1	at Drexel (3/14/12)

### BLOCKED SHOTS

1. 7	vs. TCU (3/28/17)
2. 4	vs. Illinois (3/22/17)
3. 3	at Florida (3/15/23)
3. 3	at Illinois State (3/20/17)
3. 3	vs. Colorado (3/15/17)
6. 2	at Oregon (3/19/23)
7. 1	at Drexel (3/14/12)

### TURNOVERS

1. 10	vs. TCU (3/28/17)
1. 10	vs. Colorado (3/15/17)
1. 10	at Drexel (3/14/12)
4. 13	at Oregon (3/19/23)
5. 15	at Illinois State (3/20/17)
6. 18	at Florida (3/15/23)
7. 21	vs. Illinois (3/22/17)

### TURNOVERS FORCED

1. 18	at Oregon (3/19/23)
1. 18	at Florida (3/15/23)
3. 11	vs. Illinois (3/22/17)
4. 10	vs. TCU (3/28/17)
5. 8	at Drexel (3/17/12)
6. 7	at Illinois State (3/20/17)
7. 7	vs. Colorado (3/15/17)



Tacko Fall (2015-19) poses with a digit board of himself on UCF's tour of New York City prior to the NIT Semifinals in 2017. Fall is the only Knight to record a double-double in NIT play, doing so against Illinois.

### UCF Individual Highs

**POINTS**

1. B.J. Taylor	26 (3/15/17)
2. B.J. Taylor	22 (3/20/17)
3. C.J. Kelly	21 (3/15/23)
4. Taylor Hendricks	17 (3/15/23)
4. B.J. Taylor	17 (3/22/17)
4. Matt Williams	17 (3/15/17)
4. A.J. Davis	17 (3/15/17)
8. Matt Williams	16 (3/22/17)
8. A.J. Davis	16 (3/22/17)
10. Matt Williams	15 (3/28/17)
10. Matt Williams	15 (3/20/17)
12. C.J. Kelly	13 (3/19/23)
13. Ithiel Horton	12 (3/15/23)
13. Keith Clanton	12 (3/14/12)
15. A.J. Davis	11 (3/20/17)
16. B.J. Taylor	10 (3/28/17)
16. Tacko Fall	10 (3/22/17)
16. Tacko Fall	10 (3/15/17)

### REBOUNDS

1. Tacko Fall	14 (3/20/17)
2. Lahat Thioune	10 (3/15/23)
2. Tacko Fall	10 (3/22/17)
2. Nick Banyard	10 (3/22/17)
5. Taylor Hendricks	9 (3/19/23)
6. Taylor Hendricks	8 (3/15/23)
7. Tacko Fall	8 (3/15/17)
7. A.J. Davis	8 (3/15/17)
7. Kasey Wilson	8 (3/14/12)

### BLOCKS

1. Tacko Fall	6 (3/28/17)
2. Tacko Fall	3 (3/22/17)
2. Tacko Fall	3 (3/15/17)

### ASSISTS

1. B.J. Taylor	5 (3/20/17)
2. B.J. Taylor	4 (3/15/17)
2. A.J. Rompza	4 (3/14/12)
4. Darius Johnson	3 (3/15/23)
4. A.J. Davis	3 (3/22/17)
4. Nick Banyard	3 (3/22/17)
4. A.J. Davis	3 (3/20/17)
4. Matt Williams	3 (3/15/17)
4. A.J. Davis	3 (3/15/17)



B.J. Taylor (2014-19) netted 26 points against Colorado, the program's highest NIT single-game total in UCF's first NIT victory. He also owns the second-highest single game total, scoring 22 points at Illinois State.

### STEALS

1. C.J. Kelly	6 (3/19/23)
2. Darius Johnson	5 (3/15/23)
3. Ithiel Horton	3 (3/15/23)
4. Matt Williams	2 (3/28/17)
4. A.J. Davis	2 (3/28/17)
4. A.J. Davis	2 (3/22/17)
4. B.J. Taylor	2 (3/20/17)
4. Matt Williams	2 (3/20/17)

### FIELD GOALS

1. C.J. Kelly	9 (3/15/23)
2. Taylor Hendricks	8 (3/15/23)
3. B.J. Taylor	7 (3/15/17)
4. Matt Williams	6 (3/15/17)
5. C.J. Kelly	5 (3/19/23)
5. Matt Williams	5 (3/28/17)
5. B.J. Taylor	5 (3/22/17)
5. Matt Williams	5 (3/22/17)
5. B.J. Taylor	5 (3/20/17)
5. Matt Williams	5 (3/20/17)
5. A.J. Davis	5 (3/15/17)
5. Tacko Fall	5 (3/15/17)

### THREE-POINTERS

1. Matt Williams	5 (3/20/17)
1. B.J. Taylor	5 (3/15/17)
2. Matt Williams	4 (3/22/17)
2. Matt Williams	4 (3/15/17)

### FREE THROWS MADE

1. B.J. Taylor	11 (3/20/17)
2. A.J. Davis	8 (3/22/17)
3. B.J. Taylor	7 (3/15/17)
4. B.J. Taylor	6 (3/22/17)
5. Matt Williams	5 (3/15/17)
5. Marcus Jordan	5 (3/14/12)



## College Basketball Invitational Tournament History

**1** Appearance **2-1** All-Time Record

### Game-by-Game History 2011

March 16	First Round	St. Bonaventure	W, 69-54
March 21	Second Round	Rhode Island	W, 66-54
March 23	Semifinals	at Creighton	L, 82-64

### UCF Tean Highs

**POINTS**

1. 69	vs. St. Bonaventure (3/16/11)
2. 66	vs. Rhode Island (3/21/11)
3. 64	at Creighton (3/23/11)

### POINTS ALLOWED

1. 54	vs. Rhode Island (3/21/11)
1. 54	vs. St. Bonaventure (3/16/11)
3. 82	at Creighton (3/23/11)

### FIELD GOAL PERCENTAGE

1. 52.1% (25-48)	vs. St. Bonaventure (3/16/11)
2. 48.9% (22-45)	at Creighton (3/23/11)
3. 45.3% (29-64)	vs. Rhode Island (3/21/11)

### THREE POINT PERCENTAGE

1. 25.0% (3-12)	vs. St. Bonaventure (3/16/11)
2. 23.8% (5-21)	vs. Rhode Island (3/21/11)
3. 12.5% (2-16)	at Creighton (3/23/11)

### FREE THROW PERCENTAGE

1. 76.2% (16-21)	vs. St. Bonaventure (3/16/11)
2. 72.0% (18-25)	at Creighton (3/23/11)
3. 25.0% (5-21)	vs. Rhode Island (3/21/11)

### REBOUNDS

1. 44 (19 Off., 25 Def.)	vs. Rhode Island (3/21/11)
2. 27 (7 Off., 20 Def.)	vs. St. Bonaventure (3/16/11)
3. 23 (7 Off., 16 Def.)	at Creighton (3/23/11)

### ASSISTS

1. 15	vs. Rhode Island (3/21/11)
2. 14	vs. St. Bonaventure (3/16/11)
3. 7	at Creighton (3/23/11)

### STEALS

1. 9	at Creighton (3/23/11)
2. 5	vs. Rhode Island (3/21/11)
2. 5	vs. St. Bonaventure (3/16/11)

### BLOCKED SHOTS

1. 5	vs. St. Bonaventure (3/16/11)
2. 4	at Creighton (3/23/11)
2. 4	vs. Rhode Island (3/21/11)

### TURNOVERS

1. 10	vs. Rhode Island (3/21/11)
2. 11	vs. St. Bonaventure (3/16/11)
3. 19	at Creighton (3/23/11)

### TURNOVERS FORCED

1. 16	vs. St. Bonaventure (3/16/11)
2. 13	at Creighton (3/23/11)
3. 11	vs. Rhode Island (3/21/11)

### UCF Individual Highs

**POINTS**

1. Keith Clanton	26 (3/23/11)
2. Marcus Jordan	18 (3/16/11)
3. Keith Clanton	16 (3/21/11)
4. A.J. Rompza	13 (3/16/11)
5. A.J. Rompza	12 (3/23/11)
5. Isaiah Sykes	12 (3/23/11)
7. A.J. Tyler	11 (3/21/11)
8. Tom Herzog	10 (3/21/11)
8. Tom Herzog	10 (3/16/11)

### REBOUNDS

1. Keith Clanton	9 (3/21/11)
2. Isaiah Sykes	6 (3/23/11)
2. Dwight McCombs	6 (3/21/11)
2. Isaiah Sykes	6 (3/16/11)

### BLOCKS

1. Tom Herzog	2 (3/23/11)
2. Ii Tied	1, (last instance 3/23/11)

### ASSISTS

1. A.J. Rompza	7 (3/16/11)
2. A.J. Rompza	5 (3/23/11)
3. Marcus Jordan	4 (3/21/11)
3. P.J. Gaynor	4 (3/21/11)

### STEALS

1. Isaiah Sykes	4 (3/21/11)
2. A.J. Rompza	3 (3/23/11)
3. Isaiah Sykes	2 (3/16/11)
3. Marcus Jordan	2 (3/16/11)

### FIELD GOALS

1. Keith Clanton	9 (3/23/11)
1. Keith Clanton	7 (3/21/11)
2. Marcus Jordan	6 (3/16/11)
3. Isaiah Sykes	5 (3/23/11)
3. Tom Herzog	5 (3/21/11)
3. Tom Herzog	5 (3/16/11)

### THREE-POINTERS

1. A.J. Tyler	2 (3/21/11)
1. Marcus Jordan	2 (3/16/11)

### FREE THROWS MADE

1. A.J. Rompza	8 (3/23/11)
2. Keith Clanton	7 (3/23/11)
2. A.J. Rompza	7 (3/16/11)
4. Marcus Jordan	4 (3/16/11)
4. Keith Clanton	4 (3/16/11)

# Individual Single-Game Records

## Single-Game Points

1. Bo Clark vs. Fla. Memorial (1/31/77)	70
2. Bo Clark vs. Florida Tech (1/17/79)	51
3. Bo Clark vs. Florida Tech (1/23/80)	49
4. Jermaine Taylor vs. Rice (2/25/09)	45
5. Bo Clark vs. Blackburn (12/29/79)	44
Bo Clark vs. Flagler (11/28/78)	44
7. Mike Clark vs. Atlanta Baptist (2/19/72)	43
8. Mark Jones vs. St. Thomas (12/18/97)	42
Bennie Shaw vs. Florida A&M (2/5/75)	42
10. Mike Clark at Maritime (12/21/70)	41

## Single-Game Points (Div. I only)

1. Jermaine Taylor vs. Rice (2/25/09)	45
2. Mark Jones vs. St. Thomas (12/18/97)	42
3. Matt Williams vs. USF (1/17/17)	38
Jermaine Taylor at UTEP (2/11/09)	38
Jermaine Taylor vs. Chicago St. (12/30/08)	38
6. Brad Traina at Stetson (2/14/98)	37

## Single-Game Field Goals

1. Bo Clark vs. Florida Memorial (1/31/77)	33
2. Bo Clark vs. Florida Tech (1/17/79)	23
3. Bo Clark vs. Florida Tech (1/23/80)	19
Bo Clark vs. Flagler (11/28/78)	19
5. Mike Clark at Maritime (12/21/70)	18
6. Bo Clark vs. Blackburn (1/8/79)	17
Bo Clark vs. Valdosta State (3/11/76)	17
Bennie Shaw vs. Eckerd (2/11/76)	17
Bo Clark vs. West. New England (1/14/76)	17
Bennie Shaw vs. St. Bernard's (2/4/75)	17

## Single-Game Field Goal Attempts

1. Bo Clark vs. Florida Memorial (1/31/77)	47
2. Bo Clark vs. Flagler (11/28/78)	38
3. Bo Clark vs. St. Leo (1/30/79)	36
Bo Clark vs. Blackburn (1/8/79)	36
5. Bo Clark vs. New Mexico (12/16/78)	35
6. Bo Clark vs. Rollins (2/3/79)	34
7. Bo Clark vs. UTEP (12/15/78)	32
8. Willie Edison vs. Rollins (2/12/82)	31
Jermaine Taylor vs. East Carolina (3/7/09)	31
Bo Clark vs. Rollins (3/12/76)	31
Bo Clark vs. Valdosta State (3/11/76)	31

## Single-Game Field Goal Percentage

(min. 10 attempts)

1. Tacko Fall	1.000 (10-10)
	vs. Villanova (11/20/16)
Eddie Rhodes	1.000 (10-10)
	vs. Florida International (12/4/80)
Jerry Prather	1.000 (10-10)
	vs. Dickinson (1/10/76)
4. Keith Clanton	.933 (14-15)
	vs. Bethune-Cookman (12/12/12)
5. Tacko Fall	.917 (11-12)
	vs. Miami-Ohio (12/18/16)
6. Tacko Fall	.917 (11-12)
	at Stetson (12/2/15)
7. Isaiah Adams	.909 (10-11)
	vs. Tulane (02/20/21)
Tacko Fall	.909 (10-11)
	vs. Bethune-Cookman (12/21/16)
Pat Crocklin	.909 (10-11)
	vs. Mercer (2/22/86)
9. A.J. Davis	.900 (9-10)
	at Memphis (2/11/18)
Keith Clanton	.900 (9-10)
	vs. Alabama State (11/13/12)
Josh Peppers	.900 (9-10)
	at East Carolina (2/7/07)
Anthony Williams	.900 (9-10)
	vs. Campbell (12/16/04)
Ken Leeks	.900 (9-10)
	vs. UW-Milwaukee (12/15/90)

## Single-Game 3-Point Field Goals

1. Matt Williams vs. USF (1/17/17)	11
2. Jason Thornton vs. J'ville State (1/10/00)	8
Brad Traina vs. Georgia State (1/4/99)	8
Harry Kennedy vs. J'ville State (1/6/96)	8
5. Ithiel Horton vs. South Florida (2/22/23)	7
Darin Green, Jr. vs. Michigan (12/30/21)	7
Matt Williams vs. Florida Tech (12/1/12)	7
Mike O'Donnell vs. Rollins (11/15/06)	7
Gary Johnson vs. Connecticut (3/18/05)	7
Harry Kennedy vs. SE Louisiana (1/11/97)	7

## Single-Game 3-Point Field Goal Attempts

1. Matt Williams vs. USF (1/17/17)	21
2. Mike O'Donnell at Marshall (2/23/08)	16
3. Jermaine Taylor vs. S. Miss (3/13/08)	15
Harry Kennedy vs. Campbell (2/8/97)	15
Harry Kennedy vs. UNLV (12/30/95)	15
6. Ithiel Horton vs. South Florida (2/22/23)	14
Matt Williams vs. Maryland-ES (12/10/16)	14
Matt Williams at Tulane (12/28/16)	14
Jermaine Taylor vs. East Carolina (3/7/09)	14
Gary Johnson vs. Connecticut (3/18/05)	14
Eric Riggs vs. Massachusetts (3/14/96)	14
Harry Kennedy vs. NC State (1/5/96)	14

## Single-Game 3-Point Field Goal Percentage

(min. 5 attempts)

1. Mike O'Donnell	1.000 (6-6)
	vs. UTEP (1/23/08)
Mike O'Donnell	1.000 (6-6)
	vs. UTEP (3/4/06)
Jason Thornton	1.000 (6-6)
	vs. S.C. State (11/28/99)
4. Darin Green Jr.	.857 (6-7)
	vs. Tulsa (2/9/20)
5. Brandon Mahan	.833 (5-6)
	vs. Tulsa (2/14/22)
Dexter Lyons	.833 (5-6)
	vs. Florida Atlantic (1/14/04)
Mark Jones	.833 (5-6)
	vs. St. Thomas (12/18/97)
Mark Jones	.833 (5-6)
	vs. Nova Southeastern (12/13/97)
Patrick Butts	.833 (5-6)
	vs. Campbell (2/16/95)
Patrick Butts	.833 (5-6)
	vs. Centenary (2/6/95)
Patrick Butts	.833 (5-6)
	vs. FIU (1/7/95)
Tommy Tormohlen	.833 (5-6)
	vs. Maine (11/24/90)

## Single-Game Free Throws

1. Bennie Shaw vs. Medger Evers (12/18/75)	15
2. Jermaine Taylor vs. Sam Houston St. (1/3/09)	14
Stacey Castle vs. Georgia State (1/20/96)	14
Victor Saxton vs. Mercer (2/15/93)	14
Mike Clark vs. Greensboro (12/19/70)	14
6. B.J. Taylor at Memphis (1/17/15)	13
Lavell Payne at Houston (1/24/07)	13
Brad Traina vs. Stetson (2/14/98)	13
Fred Crawford vs. FIU (2/12/88)	13
10. C.J. Kelly vs. Memphis (1/11/23)	12
B.J. Taylor vs. Memphis (2/16/19)	12
A.J. Davis at USF (1/20/16)	12
Isaiah Sykes at Rutgers (1/15/14)	12
Jermaine Taylor vs. Rice (2/25/09)	12
Ray Abellard vs. Chicago State (12/18/02)	12
Ochiel Swaby vs. Samford (2/5/94)	12
Ken Leeks vs. Florida A&M (1/11/90)	12
Bennie Shaw vs. Rio Grande (12/16/75)	12

## Single-Game Free Throw Attempts

1. Tacko Fall vs. South Florida (2/13/19)	21
2. Don Mathis vs. McCoy AFB (1/29/71)	19
3. Isaiah Sykes at Rutgers (1/15/14)	17
Isaiah Sykes vs. Belmont (12/29/12)	17
Ken Leeks vs. Mt. St. Mary's (3/4/89)	17
6. A.J. Davis vs. Memphis (1/3/18)	16
Jermaine Taylor vs. Sam Houston St. (1/3/09)	16
Lavell Payne at Houston (1/24/07)	16
Brad Traina vs. Stetson (2/14/98)	16
Stacey Castle vs. Georgia State (1/20/96)	16
Ken Leeks vs. Florida A&M (1/11/90)	16
Fred Crawford vs. FIU (2/12/88)	16
Bo Clark vs. Florida Memorial (1/31/77)	16

## Single-Game Rebounds

1. Ron Thornton vs. Edward Waters (11/24/81)	23
Ed Fluitt vs. Embry-Riddle (12/1/71)	23
3. Ed Fluitt vs. Hawthorne (1/26/72)	21
4. Tacko Fall vs. SMU (2/24/19)	20
Paul Reed at Marist (12/22/01)	20
David Lewis vs. Eckerd (2/4/76)	20
Jim Flanagan vs. Florida Bible (1/11/71)	20
Don Mathis at Florida Bible (12/11/70)	20
9. Brad Traina vs. Centenary (1/9/97)	19
Howard Porter vs. SE Louisiana (2/29/96)	19
Dean Rossin vs. St. Michael's (1/10/80)	19
Ruben Cotton vs. Furman (12/3/79)	19
John Smith vs. Palm Beach Atlantic (12/2/72)	19

## Single-Game Rebounds (Div. I only)

1. Tacko Fall vs. SMU (2/24/19)	20
Paul Reed at Marist (12/22/01)	20
3. Brad Traina vs. Centenary (1/9/97)	19
Howard Porter vs. SE Louisiana (2/29/96)	19

## Single-Game Assists

1. Kingsley Edwards vs. Troy (1/16/05)	14
Cory Perry vs. Florida Atlantic (2/20/99)	14
3. Brandon Goodwin at Tulane (2/19/15)	13
A.J. Rompza at Marshall (2/27/10)	13
Mike Clark vs. USF (12/11/72)	13
Mike Clark vs. Embry-Riddle (12/1/72)	13
7. Cory Perry vs. Florida Atlantic (2/5/98)	12
Anthony Haynes vs. Liberty (3/2/90)	12
Cleveland Jackson vs. Fla. Southern (1/24/78)	12
Mike Clark vs. New Hampshire (1/24/73)	12
Mike Lalone vs. Patrick AFB (1/15/71)	12

## Single-Game Steals

1. Ruben Cotton vs. Florida Tech (12/10/79)	11
Jerry Prather vs. Lawrence (12/17/77)	11
3. Isaiah Sykes vs. Georgia SW (2/26/13)	9
4. Bo Clark vs. Blackburn (1/8/79)	8
Cleveland Jackson vs. Blackburn (1/8/79)	8
Jerry Prather vs. Edward Waters (1/5/78)	8
7. Darius Johnson at Wichita State (2/8/23)	7
Marius Boyd vs. Jacksonville (1/20/03)	7
Ruben Cotton vs. Fla. Memorial (12/4/79)	7
Bo Clark vs. St. Leo (1/30/79)	7
Jerry Prather vs. Florida Memorial (1/14/78)	7
Pete Haas vs. Clearwater Christian (2/5/74)	7
Arnett Hall at Elmhurst (12/21/72)	7

## Single-Game Blocks

1. Tom Herzog vs. Bethune-Cookman (12/11/10)	8
Keith Clanton vs. SE Louisiana (12/4/10)	8
Tony Davis at USF (12/1/07)	8
4. Staphon Blair vs. USC Upstate (11/23/14)	7
Keith Clanton vs. Southern Miss (2/6/13)	7
John Friday vs. Delaware State (1/10/87)	7
John Friday vs. Western Illinois (1/5/87)	7
8. Tacko Fall at Missouri (12/2/18)	6
Tacko Fall vs. TCU (3/28/17)	6
Tacko Fall vs. Florida Atlantic (12/12/15)	6
Keith Clanton vs. Saint Thomas (11/12/11)	6
Anthony Williams vs. South Dakota St. (2/21/05)	6
Paul Reed vs. Stetson (1/2/02)	6
Dean Rossin vs. Florida Southern (2/9/80)	6





# Individual Single-Season Records

## Single-Season Points

1. Jermaine Taylor (2008-09)	812
2. Bo Clark (1976-77)	806
3. Bo Clark (1979-80)	751
4. Bo Clark (1978-79)	727
5. Mike Clark (1970-71)	718
6. Jermaine Taylor (2007-08)	646
7. Bennie Shaw (1975-76)	634
8. Mike Clark (1971-72)	606
9. Bennie Shaw (1974-75)	604
10. Mike Clark (1975-76)	602

## Single-Season Points (Div. I only)

1. Jermaine Taylor (2008-09)	812
2. Jermaine Taylor (2007-08)	646
3. Mark Jones (1997-98)	581
4. Dexter Lyons (2003-04)	567
5. Matt Williams (2016-17)	542
6. BJ Taylor (2018-19)	526
7. Ken Leeks (1991-92)	517
8. Aubrey Dawkins (2018-19)	516

## Single-Season Scoring Average

1. Bo Clark (1978-79)	31.6
2. Bo Clark (1976-77)	28.6
3. Bo Clark (1979-80)	27.8
4. Mike Clark (1970-71)	27.6
5. Mike Clark (1969-70)	26.5
6. Jermaine Taylor (2008-09)	26.2
7. Bennie Shaw (1975-76)	25.4
8. Bennie Shaw (1974-75)	25.2
9. Bo Clark (1975-76)	24.1
10. Mike Clark (1971-72)	23.3

## Single-Season Scoring Average (Div. I only)

1. Jermaine Taylor (2008-09)	26.2
2. Jermaine Taylor (2007-08)	20.8
Mark Jones (1997-98)	20.8
4. Ochiel Swaby (1994-95)	19.0
5. Ken Leeks (1991-92)	18.5

## Single-Season Field Goals

1. Bo Clark (1976-77)	331
2. Bo Clark (1978-79)	315
3. Bo Clark (1979-80)	311
4. Jermaine Taylor (2008-09)	291
5. Mike Clark (1970-71)	280
6. Jerry Prather (1977-78)	277
7. Bo Clark (1975-76)	258
8. Bennie Shaw (1975-76)	256
9. Arnett Hall (1972-73)	240
Bennie Shaw (1972-73)	240

## Single-Season Field Goal Attempts

1. Bo Clark (1976-77)	677
2. Bo Clark (1978-79)	632
3. Jermaine Taylor (2008-09)	606
4. Bo Clark (1979-80)	602
5. Mike Clark (1970-71)	551
6. Bo Clark (1975-76)	507
7. Bennie Shaw (1975-76)	506
8. Jermaine Taylor (2007-08)	501
9. Bennie Shaw (1974-75)	490
10. Cleveland Jackson (1977-78)	481

## Single-Season Field Goal Percentage

<i>(min. 100 attempts)</i>	
1. Tacko Fall (2017-18)	.767 (79-103)
2. Tacko Fall (2015-16)	.750 (96-128)
3. Tacko Fall (2018-19)	.748 (154-206)
4. Tacko Fall (2016-17)	.715 (168-235)
5. Davin Granberry (1997-98)	.672 (88-131)
6. Willie Edison (1981-82)	.668 (195-292)
7. Larry Gowins (1982-83)	.618 (94-154)
8. Staphon Blair (2014-15)	.609 (95-156)
9. Tyrone Sparrow (1976-77)	.603 (135-224)
10. Gerald Jones (1979-80)	.597 (225-337)

## Single-Season 3-Point Field Goals

1. Matt Williams (2016-17)	126
2. Gary Johnson (2004-05)	103
3. Jason Thornton (1999-00)	94
Harry Kennedy (1995-96)	94
5. Jermaine Taylor (2008-09)	92
6. Ray Abellard (2002-03)	88
7. Darin Green, Jr. (2021-22)	87
8. Harry Kennedy (1996-97)	81
9. Ray Abellard (2001-02)	80
10. Jermaine Taylor (2007-08)	79

## Single-Season 3-Point Field Goal Attempts

1. Matt Williams (2016-17)	328
2. Gary Johnson (2004-05)	248
3. Jermaine Taylor (2008-09)	245
4. Harry Kennedy (1995-96)	236
5. Harry Kennedy (1996-97)	234
6. Darin Green, Jr. (2021-22)	226
7. Ithiel Horton (2022-23)	224
8. Ray Abellard (2002-03)	217
9. Jermaine Taylor (2007-08)	215
10. Mike O'Donnell (2007-08)	202

## Single-Season 3-Point Field Goal Percentage

<i>(min. 50 attempts)</i>	
1. Kasey Wilson (2012-13)	.500 (42-84)
2. Jason Thornton (1999-00)	.495 (94-190)
3. Edsel Bester	.490 (25-51)
4. Nick Banyard (2016-17)	.471 (32-68)
5. Darryl Davis (1992-93)	.469 (45-96)
Edsel Bester (1989-90)	.469 (45-96)
7. Ray Abellard (2001-02)	.462 (80-173)
8. Dave Noel (2007-08)	.455 (108-137)
9. Isaac Sosa (2008-09)	.452 (57-126)
10. Dexter Lyons (2003-04)	.444 (72-162)

## Single-Season Free Throws

1. BJ Taylor (2018-19)	187
2. Marcus Jordan (2010-11)	165
3. Mike Clark (1970-71)	158
4. Bo Clark (1976-77)	144
5. Jermaine Taylor (2008-09)	138
6. Mike Clark (1971-72)	134
7. Ray Abellard (2002-03)	130
8. Bo Clark (1979-80)	129
9. B.J. Taylor (2016-17)	126
Cleveland Jackson (1978-79)	126

## Single-Season Free Throw Attempts

1. BJ Taylor (2018-19)	240
2. Mike Clark (1970-71)	225
3. Marcus Jordan (2010-11)	213
4. Isaiah Sykes (2013-14)	198
5. Isaiah Sykes (2012-13)	188
6. Ken Leeks (1991-92)	186
7. Mike Clark (1971-72)	185
8. Keith Clanton (2012-13)	177
9. Keith Clanton (2010-11)	176
10. B.J. Taylor (2016-17)	175

## Single-Season Free Throw Percentage

<i>(min. 50 attempts)</i>	
1. Stan Haithcock (1986-87)	.920 (46-50)
2. Brandon Mahan (2020-21)	.906 (58-64)
3. Brandon Mahan (2021-22)	.889 (48-54)
4. Cleveland Jackson (1980-81)	.864 (70-81)
Jimmie Ferrell (1980-81)	.864 (70-81)
6. Eric Riggs (1995-96)	.863 (44-51)
7. Bob Blackwood (1989-90)	.861 (68-79)
8. Darius Johnson (2022-23)	.860 (43-50)
9. Dave Noel (2006-07)	.854 (111-130)
10. Bo Clark (1975-76)	.851 (86-101)

## Single-Season Rebounds

1. Ed Fluit (1971-72)	364
2. Tacko Fall (2016-17)	343
3. Ruben Cotton (1979-80)	320
4. Dean Rossin (1980-81)	299
5. Ken Leeks (1990-91)	268
6. Keith Clanton (2011-12)	266
7. Keith Clanton (2012-13)	263
8. Wil Nix (1978-79)	258
9. Keith Clanton (2010-11)	254
10. Lee Riley (1976-77)	251
Tacko Fall (2018-19)	251

## Single-Season Rebounds (Div. I only)

1. Tacko Fall (2016-17)	343
2. Ken Leeks (1990-91)	268
3. Keith Clanton (2011-12)	266
4. Keith Clanton (2012-13)	263
5. Keith Clanton (2010-11)	254
6. Tacko Fall (2018-19)	251
7. Paul Reed (2001-02)	248

## Single-Season Rebound Average

1. Ed Fluit (1971-72)	14.0
2. Ruben Cotton (1979-80)	11.0
3. Dean Rossin (1980-81)	10.7
4. Ken Leeks (1990-91)	9.9
Wil Nix (1978-79)	9.9
6. Tacko Fall (2016-17)	9.5
7. Ed Smith (1973-74)	9.3
8. Ken Leeks (1989-90)	9.0
9. Paul Reed (2001-02)	8.9
Willy Belotte (1973-74)	8.9

## Single-Season Assists

1. Sinua Phillips (1991-92)	183
2. Mike Clark (1971-72)	153
3. Al Miller (2000-01)	149
4. Cory Perry (1998-99)	146
5. Cleveland Jackson (1978-79)	145
6. Cory Perry (1997-98)	143
7. Terrell Allen (2018-19)	142
8. Isaiah Sykes (2012-13)	141
9. Cory Perry (1999-00)	139
10. Calvin Lingelbach (1976-77)	138

\* A.J. Rompza (150, 2008-09; 144, 2009-10) statistics vacated due to NCAA sanctions

## Single-Season Steals

1. Jerry Prather (1977-78)	110
2. Ruben Cotton (1979-80)	97
3. Ed Smith (1971-72)	84
4. Jerry Prather (1976-77)	79
5. Eddie Rhodes (1981-82)	78
6. Cleveland Jackson (1978-79)	73
7. Isaiah Sykes (2012-13)	72
8. Gary Johnson (2004-05)	71
9. Marius Boyd (2002-03)	68
10. Stan Kimbrough (1984-85)	65

\* A.J. Rompza (81, 2009-10) statistics vacated due to NCAA sanctions

## Single-Season Blocks

1. Tacko Fall (2016-17)	94
2. Tacko Fall (2018-19)	85
3. John Friday (1986-87)	74
4. Tacko Fall (2015-16)	70
5. Keith Clanton (2012-13)	63
6. Keith Clanton (2010-11)	60
7. Taylor Hendricks (2022-23)	59
Keith Clanton (2011-12)	59
Tom Herzog (2010-11)	59
Isaac McKinnon (1983-84)	59

## Single-Season Minutes

1. Matt Williams (2016-17)	1,315
2. Taylor Hendricks (2022-23)	1,179
3. B.J. Taylor (2018-19)	1,136
4. Marcus Jordan (2011-12)	1,112
5. Aubrey Dawkins (2018-19)	1,103
6. Keith Clanton (2012-13)	1,096
7. Gary Johnson (2004-05)	1,086
8. Keith Clanton (2011-12)	1,085
9. Isaiah Sykes (2012-13)	1,079
10. Jason Thornton (1999-00)	1,060

# Individual Career Records

## Career Points

1. Bo Clark (1975-77, 78-80)	2,866
2. Mike Clark (1969-73)	2,085
3. Jermaine Taylor (2005-09)	1,979
4. Jerry Prather (1974-78)	1,778
5. Ken Leeks (1988-92)	1,763
6. Keith Clanton (2009-13)	1,718
7. BJ Taylor (2014-19)	1,618
8. Isaiah Sykes (2010-14)	1,545
9. Darryl Davis (1991-95)	1,540
10. D'Quarius Stewart (1996-00)	1,387

## Career Points (Div. I only)

1. Jermaine Taylor (2005-09)	1,979
2. Ken Leeks (1988-92)	1,763
3. Keith Clanton (2009-13)	1,718
4. BJ Taylor (2014-19)	1,618
5. Isaiah Sykes (2010-14)	1,545

## Career Scoring Average

1. Bo Clark (1975-77, 78-80)	27.8
2. Bennie Shaw (1974-76)	25.4
3. Mike Clark (1969-73)	22.1
4. Arnett Hall (1972-74)	20.5
5. Ochiel Swaby (1993-95)	18.6
6. Cleveland Jackson (1977-79)	18.3
7. Harry Kennedy (1995-97)	17.4
8. Gerald Jones (1978-80)	17.3
9. Jerry Prather (1974-78)	16.6
10. Ken Leeks (1988-92)	16.5

## Career Field Goals

1. Bo Clark (1975-77, 78-80)	1,215
2. Jerry Prather (1974-78)	757
3. Jermaine Taylor (2005-09)	710
4. Mike Clark (1969-73)	674
5. Ken Leeks (1988-92)	673
6. Keith Clanton (2009-13)	622
7. Isaiah Sykes (2010-14)	588
8. Darryl Davis (1991-95)	583
9. D'Quarius Stewart (1996-00)	520
10. Pat Crocklin (1985-89)	514

## Career Field Goal Attempts

1. Bo Clark (1975-77, 78-80)	2,418
2. Jermaine Taylor (2008-09)	1,524
3. Jerry Prather (1974-78)	1,297
4. Darryl Davis (1991-95)	1,294
5. B.J. Taylor (2014-19)	1,248
6. Keith Clanton (2009-13)	1,246
7. Ken Leeks (1988-92)	1,204
8. Isaiah Sykes (2010-14)	1,194
9. D'Quarius Stewart (1996-00)	1,180
10. Josh Peppers (2003-07)	1,037

## Career Field Goal Percentage

<i>(min. 200 attempts)</i>	
1. Tacko Fall (2015-19)	.740 (497-672)
2. Willie Edison (1980-82)	.617 (246-399)
3. Tyrone Sparrow (1975-77)	.598 (158-264)
4. Jerry Prather (1974-78)	.584 (757-1,297)
5. Staphon Blair (2012-16)	.583 (215-369)
6. Dean Rossin (1979-81)	.575 (202-351)
7. Justin McBride (2013-16)	.565 (170-301)
8. Gerald Jones (1978-80)	.563 (365-648)
9. Ken Leeks (1988-92)	.559 (673-1,204)
10. Isaac McKinnon (1979-83)	.540 (230-426)

## Career 3-Point Field Goals

1. Matt Williams (2012-17)	274
2. Jermaine Taylor (2005-09)	251
3. Jason Thornton (1998-02)	220
4. Darin Green, Jr. (2019-22)	208
5. Mike O'Donnell (2005-08)	195
6. Isaac Sosa (2008-11)	190
7. Josh Peppers (2006-07)	180
B.J. Taylor (2014-19)	180
9. D'Quarius Stewart (1996-00)	175
Harry Kennedy (1995-97)	175

## Career 3-Point Field Goal Attempts

1. Matt Williams (2012-17)	740
2. Jermaine Taylor (2005-09)	668
3. Darin Green, Jr. (2019-22)	536
4. Jason Thornton (1998-02)	505
5. BJ Taylor (2014-19)	501
6. Mike O'Donnell (2005-08)	500
7. Josh Peppers (2003-07)	491
8. Harry Kennedy (1995-97)	470
9. D'Quarius Stewart (1996-00)	466
10. Isaac Sosa (2008-11)	450

## Career 3-Point Field Goal Percentage

<i>(min. 100 attempts)</i>	
1. Edsel Bester (1986-90)	.474 (64-135)
2. Jason Thornton (1998-02)	.436 (220-505)
3. Ray Abellard (2001-03)	.431 (168-390)
4. Isaac Sosa (2008-11)	.422 (190-450)
5. Aubrey Dawkins (2018-19)	.403 (73-181)
6. Anthony Haynes (1989-91)	.397 (85-214)
7. Justin Rose (2004-06)	.396 (42-106)
Darryl Davis (1991-95)	.396 (129-326)
9. Dave Noel (2005-08)	.395 (66-167)
10. Taylor Hendricks (2022-23)	.394 (61-155)

## Career Free Throws

1. Bo Clark (1975-77, 78-80)	456
B.J. Taylor (2014-19)	456
3. Ken Leeks (1988-92)	413
4. Mike Clark (1969-73)	410
5. Keith Clanton (2009-13)	399
6. Marcus Jordan (2009-12)	350
7. Isaiah Sykes (2010-14)	335
8. A.J. Davis (2015-18)	319
9. Jermaine Taylor (2005-09)	308
10. Paul Reed (1999-02)	279

## Career Free Throw Attempts

1. Ken Leeks (1988-92)	661
3. B.J. Taylor (2014-19)	622
2. Keith Clanton (2009-13)	621
4. Bo Clark (1975-77, 78-80)	561
5. Marcus Jordan (2009-12)	474
6. A.J. Davis (2015-18)	441
7. Dan Faison (1982-85)	440
8. Mike Clark (1969-73)	428
9. Jermaine Taylor (2005-09)	403
Paul Reed (1999-02)	403

## Career Free Throw Percentage

<i>(min. 100 attempts)</i>	
1. Brandon Mahan (2019-22)	.856 (137-160)
2. Cleveland Jackson (1977-79)	.838 (224-267)
3. Harry Kennedy (1994-97)	.833 (183-221)
4. Gerald Jones (1978-80)	.821 (206-251)
5. Dave Noel (2005-08)	.812 (242-298)
6. Jason Thornton (1998-02)	.811 (99-122)
7. Bo Clark (1975-77, 78-80)	.813 (456-561)
8. Pete Krull (1977-80)	.797 (141-177)
9. Darius Johnson (2021-present)	.796 (82-103)
10. Chris Wallen (1984-88)	.791 (117-148)
11. Jimmie Ferrell (1980-83)	.790 (158-200)

## Career Rebounds

1. Keith Clanton (2009-13)	1,000
2. Ken Leeks (1988-92)	942
3. Tacko Fall (2015-19)	887
4. Jerry Prather (1974-78)	849
5. Isaiah Sykes (2010-14)	764
6. Willy Belotte (1972-76)	698
7. Paul Reed (1999-02)	685
8. A.J. Davis (2015-18)	633
9. Dan Faison (1982-85)	626
10. Mario Lovett (1996-01)	608

## Career Rebounds (Div. I only)

1. Keith Clanton (2009-13)	1,000
2. Ken Leeks (1988-92)	942
3. Tacko Fall (2015-19)	887
4. Isaiah Sykes (2010-14)	764
5. Paul Reed (1999-02)	685

## Career Rebound Average

1. Ed Fluit (1971-73)	12.0
2. Ed Smith (1972-74)	9.9
3. Ruben Cotton (1979-81)	9.6
4. Ken Leeks (1988-92)	8.8
5. Jerry Prather (1974-78)	8.2
6. Keith Clanton (2009-13)	7.8
7. Lee Riley (1974-77)	7.7
Tacko Fall (2015-19)	7.7
9. Dan Faison (1983-85)	7.5
Don Mathis (1970-72)	7.5

## Career Assists

1. Sinua Phillips (1990-94)	531
2. Cory Perry (1996-00)	512
3. Al Miller (1999-03)	397
4. Mike Clark (1969-73)	361
5. Isaiah Sykes (2010-14)	336
6. B.J. Taylor (2014-19)	324
7. Mike O'Donnell (2005-08)	319
8. Bo Clark (1975-77, 78-80)	302
Darryl Davis (1991-95)	294
10. Daiquan Walker (2012-16)	268

\* A.J. Rompza (487, 2008-12) 2008-11 statistics vacated due to NCAA sanctions

## Career Steals

1. Jerry Prather (1974-78)	290
2. Cory Perry (1996-00)	205
3. Isaiah Sykes (2010-14)	183
4. Ed Smith (1970-74)	181
5. Sinua Phillips (1990-94)	179
6. Calvin Lingelbach (1973-77)	161
7. Ruben Cotton (1979-81)	149
8. Cleveland Jackson (1977-79)	142
9. Mike O'Donnell (2005-08)	140
10. Bo Clark (1975-77, 78-80)	133

\* A.J. Rompza (211, 2008-12) 2008-11 statistics vacated due to NCAA sanctions

## Career Blocks

1. Tacko Fall (2015-19)	280
2. Keith Clanton (2009-13)	227
3. Ken Leeks (1988-92)	141
4. Paul Reed (2001-02)	127
5. Issac McKinnon (1979-83)	106
6. Staphon Blair (2012-16)	99
7. Chad Brown (2015-19)	97
8. John Friday (1984-85, 86-87)	94
9. Josh Bodden (2000-04)	88
10. Anthony Williams (2004-06)	86

## Career Games Played

1. Keith Clanton (2009-10)	129
2. Isaiah Sykes (2010-14)	126
3. Matt Williams (2012-17)	124
4. Josh Peppers (2003-07)	123
5. Jermaine Taylor (2003-07)	122
6. Troy Lindbeck (2002-06)	122
7. Daiquan Walker (2012-16)	121
P.J. Gaynor (2008-12)	121
Jason Thornton (1998-02)	121
10. Kasey Wilson (2011-15)	120
Josh Bodden (2000-04)	120



# Taylor Hendricks Freshman Record Book

The Taylor Hendricks Freshman Record Book was created following the 2022-23 season. Prior to that, no freshman record book existed. Currently, the record book is updated for all freshmen and redshirt freshmen beginning with the 1992-93 season.

## Single-Season Points

1. Taylor Hendricks (2022-23)	515
2. Eric Riggs (1995-96)	343
3. B.J. Taylor (2014-15)	334
4. Adonys Henriquez (2014-15)	323
5. Darin Green, Jr. (2019-20)	290
6. Kevin Lee (2000-01)	281
7. Caesar DeJesus (2017-18)	274
8. Joey Graham (2000-01)	262
9. Jason Thorton (1998-99)	222
10. Tacko Fall (2015-16)	221

\* Keith Clanton (311, 2009-10), Marcus Jordan (257, 2009-10) statistics vacated due to NCAA sanctions

## Single-Season Scoring Average

1. Taylor Hendricks (2022-23)	15.1
2. B.J. Taylor (2014-15)	12.8
3. Eric Riggs (1995-96)	11.4
4. Adonys Henriquez (2014-15)	10.8
5. Darin Green, Jr. (2019-20)	10.0
6. Isaiah Adams (2020-21)	9.9
7. Kevin Lee (2000-01)	9.1
8. Caesar DeJesus (2019-20)	8.6
9. Joey Graham (2000-01)	8.5
10. Jason Thorton (1998-99)	7.7

\* Keith Clanton (9.7, 2009-10), Marcus Jordan (8.0, 2009-10) statistics vacated due to NCAA sanctions

## Single-Season Field Goals

1. Taylor Hendricks (2022-23)	184
2. Eric Riggs (1995-96)	116
3. B.J. Taylor (2014-15)	107
Adonys Henriquez (2014-15)	107
5. Darin Green, Jr. (2019-20)	100
Kevin Lee (2000-01)	100
7. Tacko Fall (2015-16)	96
8. Caesar DeJesus (2017-18)	94
9. Joey Graham (2000-01)	91
10. Isaiah Adams (2020-21)	83

\* Keith Clanton (115, 2009-10) statistics vacated due to NCAA sanctions

## Single-Season Field Goal Attempts

1. Taylor Hendricks (2022-23)	385
2. Eric Riggs (1995-96)	306
3. Kevin Lee (2000-01)	287
4. B.J. Taylor (2014-15)	286
5. Adonys Henriquez (2014-15)	250
6. Darin Green, Jr. (2019-20)	227
7. Caesar DeJesus (2017-18)	226
8. Darius Johnson (2021-22)	195
9. Joey Graham (2000-01)	192
10. Isaiah Adams (2020-21)	178

\* Keith Clanton (242, 2009-10), Marcus Jordan (196, 2009-10) statistics vacated due to NCAA sanctions

## Single-Season Field Goal Percentage

(min. 75 attempts)	
1. Tacko Fall (2015-16)	.750 (96-128)
2. Scott White (1996-97)	.522 (47-90)
3. Jason Thorton (1998-99)	.507 (77-152)
4. Brad Tice (1995-96)	.493 (74-150)
5. James Harper (1992-93)	.490 (49-100)
6. Jamille Reynolds (2020-21)	.487 (37-76)
7. Taylor Hendricks (2022-23)	.478 (184-385)
8. Joey Graham (2000-01)	.474 (91-192)
9. Isaiah Adams (2020-21)	.466 (83-178)
10. Josh Peppers (2003-04)	.462 (42-91)

\* Isaiah Sykes (.563, 49-87, 2010-11), Keith Clanton (.475, 115-242, 2009-10) statistics vacated due to NCAA sanctions

## Single-Season 3-Point Field Goals

1. Eric Riggs (1995-96)	67
2. Darin Green, Jr. (2019-20)	65
Adonys Henriquez (2014-15)	65
4. Taylor Hendricks (2022-23)	61
5. Kevin Lee (2000-01)	53
6. B.J. Taylor (2014-15)	45
7. Matt Williams (2012-13)	37
8. Troy Lindbeck (2000-03)	35
9. Jason Thorton (1998-99)	34
10. Daiquan Walker (2012-13)	30

## Single-Season 3-Point Field Goal Attempts

1. Eric Riggs (1995-96)	183
2. Kevi Lee (2000-01)	176
3. Adonys Henriquez (2014-15)	165
4. Darin Green, Jr. (2019-20)	158
5. Taylor Hendricks (2022-23)	155
6. B.J. Taylor (2014-15)	129
7. Troy Lindbeck (2002-03)	100
8. Matt Williams (2012-13)	96
9. Darius Johnson (2021-22)	87
10. Jason Thorton (1998-99)	79

## Single-Season 3-Point Field Goal Percentage

(min. 37 attempts)	
1. Jason Thorton (1998-99)	.430 (34-79)
2. D'Quarius Stewart (1996-97)	.418 (28-67)
3. Darin Green, Jr. (2019-20)	.411 (65-158)
4. William Bakanowsky (2002-03)	.410 (16-39)
5. Daiquan Walker (2012-13)	.400 (30-75)
6. Adonys Henriquez (2014-15)	.3939 (65-165)
7. Taylor Hendricks (2022-23)	.3935 (61-155)
8. Matt Williams (2012-13)	.385 (37-96)
9. Caesar DeJesus (2017-18)	.378 (17-45)
10. Troy Lindbeck (2002-03)	.350 (35-100)

## Single-Season Free Throws

1. Taylor Hendricks (2022-23)	86
2. B.J. Taylor (2014-15)	75
3. Caesar DeJesus (2019-20)	69
Joey Graham (2000-01)	69
5. Cory Perry (1996-97)	52
6. Adonys Henriquez (2014-15)	44
Eric Riggs (1995-96)	44
8. Chance McSpadden (2015-16)	42
9. Darius Johnson (2021-22)	39
10. Al Miller (1999-00)	35

\* Marcus Jordan (77, 2009-10), Marcus Jordan (74, 2009-10), David Diakite (45, 2009-10), A.J. Rompza (37, 2008-09) statistics vacated due to NCAA sanctions

## Single-Season Free Throw Attempts

1. Taylor Hendricks (2022-23)	110
2. B.J. Taylor (2014-15)	106
3. Caesar DeJesus (2019-20)	93
4. Joey Graham (2000-01)	82
5. Al Miller (1999-00)	72
6. Cory Perry (1996-97)	70
7. Davin Granberry (1996-97)	57
8. Adonys Henriquez (2014-15)	56
9. Isaiah Adams (2020-21)	54
Mario Lovett (1996-97)	54

\* Keith Clanton (116, 2009-10), Marcus Jordan (106, 2009-10), David Diakite (73, 2009-10), Isaiah Sykes (61, 2010-11) statistics vacated due to NCAA sanctions

## Single-Season Free Throw Percentage

(min. 37 attempts)	
1. Eric Riggs (1995-96)	.863 (44-51)
2. Joey Graham (2000-01)	.841 (69-82)
3. Chance McSpadden (2015-16)	.824 (42-51)
4. Adonys Henriquez (2014-15)	.786 (44-56)
5. Taylor Hendricks (2022-23)	.782 (86-110)
6. Jason Thorton (1998-99)	.773 (34-44)
7. Cory Perry (1996-97)	.743 (52-70)
8. Caesar DeJesus (2019-20)	.742 (69-93)
9. Darius Johnson (2021-22)	.736 (39-53)
10. B.J. Taylor (2014-15)	.708 (75-106)

\* A.J. Rompza (.824, 42-51, 2008-09) statistics vacated due to NCAA sanctions

## Single-Season Rebounds

1. Taylor Hendricks (2022-23)	237
2. Tacko Fall (2015-16)	176
3. Mario Lovett (1996-97)	143
4. Brad Tice (1995-96)	129
5. Tony Davis (2006-07)	117
Joey Graham (2000-01)	117
7. Davin Granberry (1996-97)	107
8. Darius Johnson (2021-22)	100
9. Adonys Henriquez (2014-15)	99
10. James Harper (1992-93)	91

\* Keith Clanton (217, 2009-10), David Diakite (122, 2009-10), Isaiah Sykes (103, 2010-11), Marcus Jordan (99, 2009-10), A.J. Rompza (91, 2008-09) statistics vacated due to NCAA sanctions

## Single-Season Offensive Rebounds

1. Taylor Hendricks (2022-23)	80
2. Tacko Fall (2015-16)	54
3. Joey Graham (2000-01)	50
4. William Bakanowsky (2002-03)	44
5. Josh Bodden (2000-01)	36
6. Tony Davis (2006-07)	32
7. Isaiah Adams (2020-21)	27
Darin Green, Jr. (2019-20)	27
Jermaine Taylor (2005-06)	27
10. Dre Fuller, Jr. (2019-20)	23
Kasey Wilson (2011-12)	23

\* Keith Clanton (78, 2009-10), David Diakite (47, 2009-10), Isaiah Sykes (40, 2010-11), Marcus Jordan (31, 2009-10) statistics vacated due to NCAA sanctions. Offensive rebounds not tracked before 2000-01 season.

## Single-Season Rebound Average

1. Taylor Hendricks (2022-23)	7.0
2. Tacko Fall (2015-16)	5.9
3. Mario Lovett (1996-97)	5.5
4. Brad Tice (1995-96)	4.3
5. Davin Granberry (1996-97)	4.1
6. Isaiah Adams (2020-21)	3.9
7. Tony Davis (2006-07)	3.8
Joey Graham (2000-01)	3.8
9. Darius Johnson (2021-22)	3.33
10. Adonys Henriquez (2014-15)	3.30

\* Keith Clanton (6.8, 2009-10), David Diakite (5.8, 2009-10) statistics vacated due to NCAA sanctions

## Single-Season Assists

1. Al Miller (1999-00)	131
2. Eric Riggs (1995-96)	94
3. Darius Johnson (2021-22)	89
4. Cory Perry (1996-97)	84
5. B.J. Taylor (2014-15)	65
6. Adonys Henriquez (2014-15)	64
7. Caesar DeJesus (2019-20)	58
8. Daiquan Walker (2012-13)	50
Kevin Lee (2000-01)	50
10. Brandon Goodwin (2013-14)	49

\* A.J. Rompza (150, 2008-09), Marcus Jordan (80, 2009-10) statistics vacated due to NCAA sanctions

## Single-Season Steals

1. Eric Riggs (1995-96)	39
2. Cory Perry (1996-97)	36
3. Joey Graham (2000-01)	33
4. Taylor Hendricks (2022-23)	31
5. Darius Johnson (2021-22)	30
6. Isaiah Adams (2020-21)	28
7. Al Miller (1999-00)	27
8. Caesar DeJesus (2017-18)	24
B.J. Taylor (2014-15)	24
Kevin Lee (2000-01)	24
10. Brandon Goodwin (2013-14)	24

\* A.J. Rompza (46, 2008-09), Marcus Jordan (37, 2009-10), Keith Clanton (28, 2009-10), Isaiah Sykes (25, 2010-11) statistics vacated due to NCAA sanctions

## Single-Season Blocks

1. Tacko Fall (2015-16)	70
2. Taylor Hendricks (2022-23)	59
3. Brad Tice (1995-96)	26
4. Tony Davis (2006-07)	15
James Harper (1992-93)	15
6. Staphon Blair (2012-13)	14
7. Davin Granberry (1996-97)	13
8. Mario Lovett (1996-97)	12
Ikechi Nnakwe (1999-00)	12
10. Thierno Sylla (2022-23)	11
Dre Fuller, Jr. (2019-20)	11
Josh Bodden (2000-01)	11

\* Keith Clanton (45, 2009-10), Marcus Jordan (10, 2009-10), Isaiah Sykes (25, 2010-11), statistics vacated due to NCAA sanctions

## Single-Season Minutes

1. Taylor Hendricks (2022-23)	1,179
2. Adonys Henriquez (2014-15)	1,050
3. Caesar DeJesus (2017-18)	877
4. B.J. Taylor (2014-15)	855
5. Eric Riggs (1995-96)	843
6. Darius Johnson (2021-22)	711
7. Darin Green, Jr. (2019-20)	698
8. Daiquan Walker (2012-13)	648
9. Joey Graham (2000-01)	632
10. Isaiah Adams (2020-21)	548

\* Keith Clanton (853, 2009-10), Marcus Jordan (836, 2009-10), A.J. Rompza (768, 2008-09) statistics vacated due to NCAA sanctions. Minutes not available for all.

# Team Single-Game Records

## Single Game Points

1. West Florida (11/12/10)	115
at Marshall (2/27/10)	115
3. Long Island (12/2/91)	113
4. Mercer (12/6/90)	111
5. Florida Tech (12/12/08)	110
East Carolina (2/20/08)	110
7. UTEP (1/23/08)	109
Flagler (12/10/99)	109
9. Memphis (1/11/23)	107
Troy (2/6/99)	107

## Single Game Points Allowed

1. at Florida State (11/25/88)	133
2. Southern (2/24/93)	127
at Southern (1/28/93)	127
4. at Marshall (2/27/10)	121
5. at George Mason (12/14/87)	113
6. at Louisiana-Lafayette (1/26/91)	109
at Dayton (12/3/88)	109
8. South Alabama (1/28/92)	107
9. at Florida (11/24/84)	106
10. Florida International (2/7/89)	105

## Single Game Fewest Points

1. Cincinnati (1/16/18)	38
2. vs. Florida (12/4/03)	39
3. at Cincinnati (2/6/18)	40
4. UConn (1/31/16)	41
Florida Atlantic (12/13/14)	41
6. at Auburn (11/19/98)	42
at North Carolina (12/2/89)	42
8. vs. St. John's (11/26/17)	43
at SMU (1/27/10)	43
vs. La Salle (11/29/86)	43

## Single Game Fewest Points Allowed

1. Western Illinois (11/14/22)	37
SMU (2/17/18)	37
Florida Tech (11/24/06)	37
3. Temple (1/7/18)	39
at ECU (12/31/17)	39
Jackson State (11/15/10)	39
6. at Charleston (11/18/16)	40
7. Bethune-Cookman (12/21/16)	41
at UAB (1/21/12)	41
at Southern Miss (1/8/08)	41
10. Tulsa (1/21/06)	44

## Single Game Field Goals

1. Flagler (12/10/99)	45
2. Florida Tech (12/12/08)	43
Florida International (12/16/91)	43
Long Island (12/1/91)	43
5. at Chicago State (12/13/01)	42
Troy (2/6/98)	42
West Florida (12/17/93)	42
8. East Carolina (2/20/09)	41
9. West Florida (11/12/10)	40
at Marshall (2/27/10)	40
UTEP (1/23/08)	40
Rollins (11/13/98)	40
vs. Samford (2/26/98)	40
Long Island (2/3/88)	40

## Single Game Field Goal Attempts

1. at Louisiana-Lafayette (1/26/91)	89
2. at Marshall (2/27/10)	88
3. West Florida (12/17/93)	87
4. Mercer (12/6/90)	84
5. at Miami (3/5/88)	83
6. Puerto Rico-Mayaguez (11/16/01)	82
Southern (2/24/93)	82
8. UNC Asheville (11/7/22)	81
9. at Winthrop (12/4/93)	79
Central Connecticut State (1/8/86)	79

## Single Game Field Goal Percentage

1. UTEP (1/23/08)	.702 (40-57)
vs. Samford (2/26/98)	.702 (40-57)
3. at Bethune-Cookman (1/21/88)	.683 (28-41)
4. West Florida (11/12/10)	.667 (40-60)
5. Jacksonville (11/27/06)	.654 (34-52)
6. Chicago State (12/13/01)	.636 (42-66)
7. at Chicago State (12/18/02)	.635 (33-52)
8. Valparaiso (12/22/08)	.633 (31-49)
Flagler (12/10/99)	.633 (45-71)
10. Long Island (12/1/91)	.632 (43-68)

## Single Game 3-Point Field Goals

1. Tulsa (2/11/23)	17
2. Memphis (1/11/23)	16
Campbell (2/28/04)	16
4. at East Carolina (1/18/22)	15
East Carolina (3/8/20)	15
East Carolina (2/12/08)	15
Rollins (11/15/06)	15
8. USF (2/3/22)	14
vs. Memphis (3/10/17)	14
USF (1/17/17)	14
Howard (12/11/13)	14
Florida A&M (1/5/13)	14
Florida Tech (12/1/12)	14
at Marshall (2/27/10)	14
Florida Tech (12/12/08)	14
at Campbell (2/4/03)	14
at Tulane (02/20/21)	14

## Single Game 3-Point Field Goal Attempts

1. USF (1/17/17)	37
2. Tulsa (2/11/23)	36
3. Memphis (1/11/23)	35
4. Tualne (1/22/22)	34
Troy (1/31/04)	34
6. at Tulane (1/14/23)	33
UNC Asheville (11/7/22)	33
vs. Memphis (3/11/22)	33
at Memphis (2/5/22)	33
Rollins (11/15/06)	33

## Single Game 3-Point Field Goal Percentage

(min. 10 attempts)	
1. vs. South Carolina State (11/28/99)	.786 (11-14)
2. Marshall (11/25/09)	.733 (11-15)
3. at Centenary (1/12/94)	.700 (7-10)
4. Florida International (12/16/91)	.692 (9-13)
5. Yale (12/30/89)	.688 (11-16)
6. UTEP (1/23/08)	.647 (11-17)
Samford (2/14/02)	.647 (11-17)
8. vs. VCU (3/22/19)	.643 (9-14)
9. Jacksonville (11/27/06)	.632 (12-19)
10. Maine (11/24/90)	.615 (8-13)

## Single Game Free Throws

1. Western Kentucky (2/10/92)	37
2. Bethune-Cookman (12/22/15)	36
3. Sam Houston State (1/3/09)	35
4. Alcorn State (12/29/91)	34
5. Memphis (1/11/23)	33
Florida Atlantic (12/15/93)	33
7. Akron (1/29/86)	32
8. Tulsa (2/23/13)	31
vs. Auburn (11/20/09)	31
USF (2/7/94)	31
Lamar (2/9/91)	31

## Single Game Free Throw Attempts

1. Florida Atlantic (12/15/93)	56
2. Alcorn State (12/29/91)	55
3. Western Kentucky (2/10/92)	54
4. Saint Thomas (11/12/11)	47
5. Rider (11/6/18)	45
at Tulane (12/28/16)	45
7. South Florida (2/13/19)	44
South Florida (2/7/94)	44
Winthrop (12/5/92)	44
10. Bethune-Cookman (12/22/15)	43
Tulane (1/14/15)	43
vs. Miami (12/18/10)	43
Lamar (2/9/91)	43

## Single Game Free Throw Percentage

(min. 10 attempts)	
1. SMU (3/2/11)	1.000 (11-11)
at Louisiana Tech (2/16/91)	1.000 (11-11)
Florida Tech (12/12/08)	1.000 (10-10)
at Michigan (12/06/20)	1.000 (11-11)
4. Saint Peter's (12/4/87)	.960 (24-25)
5. Georgia State (1/7/02)	.950 (19-20)
6. at UAB (2/19/11)	.944 (17-18)
7. at East Carolina (1/19/08)	.938 (15-16)
at East Carolina (2/7/07)	.938 (15-16)
9. at NC State (12/19/96)	.933 (14-15)
10. at Evansville (11/20/21)	.929 (13-14)
at Temple (3/9/19)	.929 (13-14)
Tulsa (03/02/21)	.929 (13-14)

## Single Game Rebounds

1. West Florida (12/17/93)	69
2. at Rollins (11/30/94)	63
3. Puerto Rico-Mayaguez (11/16/01)	60
4. Nicholls (11/14/16)	59
at Centenary (1/9/97)	59
6. SMU (2/24/19)	58
Mercer (12/6/90)	58
8. UC Irvine (11/18/15)	57
Puerto Rico-Mayaguez (11/24/04)	57
10. Troy (2/6/99)	56
vs. Southeastern Louisiana (2/29/96)	56
at Winthrop (12/4/93)	56

## Single Game Assists

1. at Campbell (2/4/03)	32
2. Long Island (12/1/91)	31
3. Campbell (2/28/04)	30
Mercer (12/6/90)	30
5. at Tulsa (2/11/23)	28
Florida Tech (12/12/08)	28
Flagler (12/10/99)	28
Florida Atlantic (2/5/98)	28
Centenary (2/6/95)	28
10. Florida A&M (1/5/13)	27
at Marshall (2/27/10)	27
Campbell (12/16/04)	27
West Florida (12/17/93)	27

## Single Game Steals

1. Navy (12/6/03)	22
2. Nova Southeastern (12/18/97)	21
3. Flagler (2/10/86)	19
4. West Florida (12/17/93)	18
5. Puerto Rico-Mayaguez (11/22/03)	17
Jacksonville (1/20/03)	17
7. at Cincinnati (2/19/20)	16
vs. Jacksonville State (2/28/01)	16
at Bethune-Cookman (11/25/97)	16
Florida Atlantic (2/5/98)	16

## Single Game Blocks

1. vs. Temple (3/12/14)	14
Saint Thomas (11/12/11)	14
3. vs. USF (3/10/22)	13
Illinois-Chicago (12/5/15)	13
at Florida A&M (1/11/90)	13
6. Stetson (1/2/02)	12
7. Southern Miss (2/6/13)	11
Marshall (1/5/11)	11
Bethune-Cookman (12/11/10)	11
Southeastern Louisiana (12/4/10)	11



# Team Single-Season Records

**Single Season Games**

1. 2016-17	36
2. 2022-23	34
3. 2018-19	33
2011-12	33
2004-05	33
6. 2017-18	32
2009-10	32
2002-03	32
1999-00	32

**Single Season Victories**

1. 1977-78	26
2. 2003-04	25
1979-80	25
4. 2018-19	24
2016-17	24
2004-05	24
1976-77	24

**Single Season Losses**

1. 2000-01	23
2. 1985-86	22
3. 1989-90	21
4. 1988-89	20
5. 1996-97	19
1995-96	19
1987-88	19

**Single Season Fewest Victories**

1. 1985-86	6
2. 1996-97	7
1989-90	7
1988-89	7
5. 2000-01	8

**Single Season Fewest Losses**

1. 1969-70	3
2. 1979-80	4
1977-78	4
1976-77	4
5. 1975-76	5

**Single Season Points**

1. 1976-77	2,660
2. 1976-77	2,518
3. 1977-78	2,504
4. 1970-71	2,473
5. 1978-79	2,450

**Single Season Fewest Points**

1. 1969-70	1,456
2. 2020-21 (*COVID-19 affected)	1,546
2. 1984-85	1,724
3. 1996-97	1,790
4. 1983-84	1,824

**Single Season Scoring Average**

1. 1970-71	95.1
2. 1975-76	94.8
3. 1978-79	94.2
4. 1979-80	91.7
5. 1976-77	89.9

**Single Season Lowest Scoring Average**

1. 1984-85	61.6
2. 2017-18	62.7
3. 1983-84	65.1
4. 2011-12	65.6
5. 1985-86	65.9

**Single Season Field Goals**

1. 1979-80	1,095
2. 1976-77	1,048
3. 1977-78	998
4. 1970-71	987
5. 1978-79	975
1975-76	975

**Single Season Fewest Field Goals**

1. 2020-21 (*COVID-19 affected)	542
2. 1996-97	632
3. 1984-85	664
4. 2017-18	690
1989-90	690

**Single Season Field Goal Attempts**

1. 1979-80	2,075
2. 1972-73	2,050
3. 1978-79	2,022
4. 1970-71	2,008
5. 1977-78	1,983

**Single Season Fewest Field Goal Attempts**

1. 2020-21 (*COVID-19 affected)	1,262
2. 1984-85	1,468
3. 1983-84	1,534
4. 1985-86	1,537
5. 1992-93	1,557

**Single Season Field Goal Percentage**

1. 1982-83	.528 (845-1,620)
1979-80	.528 (1,095-2,075)
1976-77	.528 (1,048-1,982)
4. 1981-82	.519 (959-1,848)
5. 1975-76	.507 (975-1,922)

**Single Season Lowest Field Goal Percentage**

1. 1996-97	.406 (632-1,558)
2. 1989-90	.408 (690-1,690)
3. 2021-22	.423 (740-1,748)
4. 2017-18	.424 (690-1,627)
5. 2022-23	.428 (848-1,980)
6. 2020-21	.429 (542-1,262)
7. 2015-16	.430 (715-1,664)
8. 2000-01	.431 (795-1,846)
2019-20	.431 (739-1,713)

**Single Season 3-Point Field Goals**

1. 2022-23	295
2. 2004-05	283
3. 2021-22	264
4. 2016-17	263
5. 2006-07	239
6. 1999-00	233
7. 2003-04	232

**Single Season Fewest 3-Point Field Goals**

1. 1988-89	71
2. 1987-88	86
3. 1986-87	113
4. 1997-98	137
5. 1993-94	141

**Single Season 3-Point Field Goal Attempts**

1. 2022-23	835
2. 2004-05	759
3. 2021-22	754
4. 2016-17	748
5. 2019-20	659
6. 2003-04	658
7. 2015-16	651

**Single Season Fewest 3-Point Attempts**

1. 1988-89	189
2. 1987-88	236
3. 1986-87	309
4. 1997-98	391
5. 1992-93	394

**Single Season 3-Point Percentage**

1. 2001-02	.407 (200-492)
2. 1999-00	.398 (233-586)
3. 2006-07	.394 (239-606)
4. 1988-89	.376 (71-189)
5. 2004-05	.373 (283-759)

**Single Season Lowest 3-Point Percentage**

1. 2011-12	.301 (452-722)
2. 2015-16	.318 (207-651)
3. 2000-01	.319 (194-608)
4. 2019-20	.323 (213-659)
5. 2017-18	.329 (177-538)

**Single Season Free Throws**

1. 2010-11	530
2. 2018-19	518
3. 1993-94	511
4. 1977-78	508
5. 2016-17	501

**Single Season Fewest Free Throws**

1. 1973-74	278
2. 2020-21 (*COVID-19 affected)	282
3. 1972-73	286
4. 1988-89	325
5. 1983-84	344

**Single Season Free Throw Percentage**

1. 2022-23	.771 (441-572)
2. 1975-76	.761 (424-557)
3. 1978-79	.754 (500-663)
4. 2008-09	.747 (432-578)
5. 1979-80	.740 (470-635)
6. 1974-75	.734 (345-470)

**Single Season Lowest Free Throw Percentage**

1. 2013-14	.614 (432-704)
2. 2011-12	.626 (422-722)
3. 1999-00	.635 (386-608)
4. 2017-18	.641 (450-702)
1991-92	.641 (398-621)
1988-89	.641 (325-507)

**Single Season Turnovers**

1. 1995-96	553
2. 1977-78	538
3. 2016-17	525
4. 1987-88	509
5. 2002-03	501

**Single Season Fewest Turnovers**

1. 2020-21 (*COVID-19 affected)	340
2. 1982-83	366
3. 2014-15	390
4. 2021-22	391
5. 2018-19	392
6. 1975-76	402

**Single Season Steals**

1. 1977-78	380
2. 1979-80	366
3. 1981-82	349
4. 1972-73	345
5. 1976-77	296

**Single Season Assists**

1. 2003-04	520
2. 2004-05	512
3. 2008-09	478
4. 2009-10	474
5. 1999-00	473

**Single Season Blocks**

1. 2010-11	190
2. 2018-19	150
3. 2016-17	145
4. 2004-05	143
5. 2011-12	142

# Miscellaneous Records

## Single-Game Points (Combined)

253 vs. Clearwater Christian (12/6/75)

## Single-Game Points (Fewest Combined)

56 vs. Villanova-Miami (2/24/84)

## Most Points in a Loss

113 at Marshall (2/27/10)

## Longest Winning Streak

24 (1977-78)

First game of streak vs. Lawrence (100-77; 12/17/77)

Last game of streak vs. San Diego (77-71; 3/11/78)

## Longest Home Winning Streak

29\* (1977-79)

First game of streak vs. Lawrence (100-77; 12/17/77)

Last game of streak vs. Flagler (118-77; 1/27/79)

\*for regular season contests only

## Longest Road Winning Streak

7 (1998-99, 1977-78)

## Highest Scoring Margin

15.4 (1975-76)

## Triple-Doubles

Isaiah Sykes vs. East Carolina (2/9/13)  
20 points, 16 rebounds, 11 assists

Isaiah Sykes vs. Stetson (12/20/12)  
16 points, 11 rebounds, 10 assists

Kingsley Edwards vs. Troy (1/16/05)  
10 points, 10 rebounds, 14 assists

Dexter Lyons at Troy (1/11/03)  
14 points, 13 rebounds, 10 assists

## Single-Season 20-Point Games (D-I only)

Jermaine Taylor (2008-09) 24

## Career 20-Point Games (D-I only)

Jermaine Taylor (2005-09) 50

## Single-Season 30-Point Games (D-I only)

Jermaine Taylor (2008-09) 10

## Career 30-Point Games (D-I only)

Jermaine Taylor (2005-09) 14

## Single-Season 40-Point Games (D-I only)

Jermaine Taylor (2008-09) 1

Mark Jones (1997-98) 1

## Career 40-Point Games (D-I only)

Jermaine Taylor (2005-09) 1

Mark Jones (1997-98) 1

## Single-Game Points

1.	Clearwater Christian (12/6/75)	163
2.	Florida Memorial (1976-77)	135
3.	Clearwater Christian (12/8/73)	132
4.	Medgar Evers (12/18/75)	131
5.	Florida Tech (1/23/80)	130
6.	Missouri Baptist (1/4/79)	129
	at Flagler (1976-77)	129
8.	Florida Tech (1/14/72)	125
9.	Florida Tech (1976-77)	123
	at Florida Bible (1/7/72)	123
	Homestead AFB (2/5/71)	123
12.	Florida Tech (12/10/79)	122
13.	Elmhurst (1/10/79)	121
14.	Maine Machias (1/6/82)	119
15.	Flagler (1/26/79)	118
	Embry-Riddle (12/1/71)	118
17.	Hawthorne (1/26/72)	117
	New College (2/21/70)	117
19.	Florida Memorial (12/4/79)	116
	Blackburn (1/8/79)	116
	Edward Waters (1/21/76)	116
	Clearwater Christian (2/5/74)	116
	at Florida Bible (12/11/70)	116

## Victory Margin

74	Embry-Riddle (11/17/70)	111-37
73	Clearwater Christian (12/6/75)	163-90
67	McDill Air Force Base (11/30/71)	112-45
64	at Jones (12/9/69)	111-47
63	New College (1/13/70)	98-35
61	Medgar Evers (12/18/75)	131-70
61	Clearwater Christian (2/5/74)	116-55
61	at Florida Bible (1/7/72)	123-62
61	at Massey Tech (11/21/69)	99-38

## Margin of Defeat

54	at Florida State (12/25/88)	133-79
51	at Florida (11/24/84)	106-55
50	at North Carolina (12/2/89)	92-42
49	at Georgia (12/19/95)	103-54

## Most Overtime Games in a Season

1.	5	2022-23
	5	2006-07
3.	4	2014-15
	4	2007-08
	4	2001-02
	4	1994-95

## Most Overtime Periods in a Season

1.	7	2022-23
2.	6	2014-15
	6	2007-08
4.	5	2006-07
5.	4, 6 times	Most Recently 2013-14

## Most Overtime Wins in a Season

1.	3	2022-23
2.	2, 5 times	Most Recently 2014-15

## All-Time Overtime Record: 28-45



# Ranking History

## UCF in the National Rankings

Date	AP	Coaches
2/2/04	--	RV (3)
12/11/06	RV (3)	--
12/6/10	RV (28)	RV (4)
12/13/10	RV (62)	RV (12)
12/20/10	24	RV (47)
12/27/10	19	21
1/3/11	19	18
1/10/11	23	22
1/17/11	RV (10)	RV (18)
1/23/12	--	RV (3)
11/21/16	--	RV (1)
12/5/16	--	RV (1)
12/12/16	RV (2)	--
10/22/17	RV (1)	--
10/22/18	RV (15)	RV (5)
11/19/18	--	RV (2)
11/26/18	RV (3)	RV (9)
12/3/18	--	RV (5)
12/10/18	--	RV (7)
12/17/18	--	RV (7)
12/24/18	--	RV (8)
12/31/18	--	RV (9)
1/7/19	RV (6)	RV (14)
1/14/19	RV (17)	RV (26)
1/21/19	--	RV (3)
3/4/19	25	RV (22)
3/11/19	RV (62)	RV (27)
3/18/19	RV (9)	RV (3)
4/9/19	--	RV (79)
12/21/20	RV (6)	RV (3)
12/28/20	RV (2)	RV (5)

## UCF Games Played While Ranked (5-3)

Date	AP/Coaches	Opponent	Result
3/9/19	25/RV	at Temple	L, 67-62
3/4/19	25/RV	No. 19 Cincinnati	W, 58-55
1/15/11	23/22	at Southern Miss.	L, 86-69
1/8/11	19/18	at Houston	L, 76-71
1/5/11	19/18	Marshall	W, 65-58
12/30/10	19/21	Princeton	W, 68-62
12/29/10	19/21	Furman	W, 71-53
12/22/10	24/RV	at Massachusetts	W, 64-59

## UCF vs. Ranked Teams (8-54)

Date	Rank/Opponent	Result
1/25/23	No. 3 Houston	L, 82-71
12/31/22	at No. 3 Houston	L, 71-65
2/27/22	at No. 14 Houston	L, 70-52
1/29/22	No. 7 Houston	L, 63-49
12/1/21	at No. 20 Auburn	L, 85-68
1/17/21	at No. 11 Houston	L, 75-58
12/26/20	vs. No. 6 Houston	L, 63-54
12/19/20	at No. 15 Florida State	W, 86-74
3/24/19	vs. No. 1 Duke	L, 77-76
3/7/19	No. 19 Cincinnati	W, 58-55
3/2/19	at No. 6 Houston	W, 67-62
2/21/19	at No. 23 Cincinnati	L, 60-55
2/7/19	No. 12 Houston	L, 77-68
3/9/18	vs. No. 21 Houston	L, 84-56
3/1/18	No. 11 Wichita State	L, 75-71 (OT)
2/6/18	at No. 6 Cincinnati	L, 77-40
1/25/18	at No. 16 Wichita State	L, 81-62
1/16/18	No. 11 Cincinnati	L, 49-38
12/3/17	at No. 24 Alabama	W, 65-62
11/24/17	vs. No. 20 West Virginia	L, 83-45
3/11/17	vs. No. 12 SMU	L, 70-59
2/26/17	No. 15 Cincinnati	W, 53-49
2/8/17	at No. 11 Cincinnati	L, 60-50
11/20/16	vs. No. 3 Villanova	L, 67-57
1/10/16	at No. 15 SMU	L, 88-73
3/13/14	vs. No. 12 Cincinnati	L, 61-58
3/1/14	at No. 23 SMU	L, 70-55
2/19/14	No. 7 Cincinnati	L, 77-49
2/12/14	at No. 20 Memphis	L, 76-70
2/9/14	No. 22 Connecticut	L, 75-55
2/1/14	at No. 7 Louisville	L, 87-70
1/29/14	No. 22 Memphis	L, 69-59
1/23/14	at No. 15 Cincinnati	L, 69-51
12/31/13	No. 10 Louisville	L, 90-65
3/2/13	No. 17 Memphis	L, 76-67
2/13/13	at No. 22 Memphis	L, 93-71
11/23/12	at No. 7 Florida	L, 79-66
11/25/11	vs. No. 4 UConn	W, 68-63
11/14/11	at No. 24 Florida State	L, 73-50
12/1/10	vs. No. 16 Florida	W, 57-54 *
1/5/10	at No. 14 Ole Miss	L, 84-56
12/20/09	at No. 14 UConn	L, 60-51
2/9/08	at No. 1 Memphis	L, 85-64
11/23/07	vs. No. 18 Kansas State	L, 73-71 (OT)
11/22/07	vs. No. 19 Villanova	L, 76-68
1/31/07	No. 11 Memphis	L, 87-65
1/28/06	at No. 3 Memphis	L, 94-61
1/3/06	at No. 19 Kentucky	L, 59-51
12/3/05	at No. 11 Florida	L, 80-47
3/18/05	vs. No. 13 UConn	L, 77-71
3/19/04	vs. No. 6 Pittsburgh	L, 53-44
12/4/03	vs. No. 2 Florida	L, 59-39
12/12/02	No. 25 Coll. of Charleston	W, 82-64
11/27/98	at No. 7 Michigan State	L, 87-64
3/14/96	vs. No. 2 UMass	L, 92-70
12/19/95	at No. 19 Georgia	L, 103-54
3/17/94	vs. No. 6 Purdue	L, 98-67
12/7/91	at No. 5 North Carolina	L, 101-72
12/2/89	at No. 12 North Carolina	L, 92-42
12/28/88	vs. No. 10 Florida State	L, 97-64
11/25/88	at No. 17 Florida State	L, 133-79
11/27/84	at No. 17 Arkansas	L, 59-45

highest ranking at time of game is listed  
\*win vacated by the NCAA

## Record Breakdown vs. Ranked Teams

No. 1	Top 5	Top 10	Top 25
0-2	1-9	2-20	8-54*

Home	Away	Neutral
3-11	3-28	2-15*

\* indicates win vacated by the NCAA (12/1/10)

# 1,000-Point Club

## 1. BO CLARK - 2,886

Year	GP	FG-A	3P-A	FT-A	Pts	Avg
1975-76	25	258-507	---	86-101	602	24.1
1976-77	28	331-677	---	144-172	806	28.8
1978-79	23	315-632	---	97-127	727	31.6
1979-80	28	311-602	---	129-161	751	26.8
<b>Totals</b>	<b>104</b>	<b>1215-2418</b>	<b>---</b>	<b>456-561</b>	<b>2886</b>	<b>27.8</b>

## 2. MIKE CLARK - 2,085

Year	GP	FG-A	3P-A	FT-A	Pts	Avg
1969-70	14	163-N/A	---	45-60	371	24.4
1970-71	26	280-551	---	158-225	718	27.6
1971-72	26	236-N/A	---	134-184	606	23.3
1972-73	26	166-387	---	58-98	390	15.0
<b>Totals</b>	<b>92</b>	<b>845-N/A</b>	<b>---</b>	<b>395-567</b>	<b>2085</b>	<b>22.7</b>

## 3. JERMAINE TAYLOR - 1,979

Year	GP	FG-A	3P-A	FT-A	Pts	Avg
2005-06	29	49-124	17-56	11-25	126	4.5
2006-07	31	139-293	63-152	54-76	395	12.7
2007-08	31	231-501	79-215	105-132	646	20.8
2008-09	31	291-606	92-245	138-170	812	26.2
<b>Totals</b>	<b>122</b>	<b>710-1524</b>	<b>251-668</b>	<b>308-403</b>	<b>1979</b>	<b>16.2</b>

## 4. JERRY PRATHER - 1,778

Year	GP	FG-A	3P-A	FT-A	Pts	Avg
1974-75	24	141-253	---	36-50	318	13.3
1975-76	25	130-224	---	39-57	299	12.0
1976-77	28	231-391	---	60-77	522	18.6
1977-78	30	277-472	---	85-152	639	21.3
<b>Totals</b>	<b>107</b>	<b>779-1340</b>	<b>---</b>	<b>220-336</b>	<b>1778</b>	<b>16.6</b>

## 5. KEN LEEKS - 1,763

Year	GP	FG-A	3P-A	FT-A	Pts	Avg
1988-89	25	143-247	0-0	82-145	368	14.7
1989-90	27	152-301	0-0	101-170	405	15.0
1990-91	27	162-330	0-0	109-160	473	18.5
1991-92	28	196-336	4-10	121-186	517	18.5
<b>Totals</b>	<b>107</b>	<b>653-1114</b>	<b>4-10</b>	<b>413-661</b>	<b>1763</b>	<b>16.5</b>

## 6. KEITH CLANTON - 1,718

Year	GP	FG-A	3P-A	FT-A	Pts	Avg
2009-10	32	115-242	4-21	77-116	311	9.7
2010-11	33	164-310	21-56	120-176	469	14.2
2011-12	33	176-382	39-116	89-152	480	14.5
2012-13	31	167-312	11-56	113-177	458	14.8
<b>Totals</b>	<b>129</b>	<b>622-1246</b>	<b>75-249</b>	<b>399-621</b>	<b>1718</b>	<b>13.3</b>

## 7. B.J. TAYLOR - 1,618

Year	GP	FG-A	3P-A	FT-A	Pts	Avg
2014-15	26	107-286	45-129	75-106	334	12.8
2016-17	29	165-399	48-141	126-175	504	17.4
2017-18	16	80-201	26-67	68-101	254	15.9
2018-19	33	139-362	61-164	187-240	526	15.9
<b>Totals</b>	<b>104</b>	<b>491-1248</b>	<b>180-501</b>	<b>456-622</b>	<b>1618</b>	<b>15.6</b>

## 8. ISAIAH SYKES - 1,545

Year	GP	FG-A	3P-A	FT-A	Pts	Avg
2010-11	32	49-87	0-0	29-61	127	4.0
2011-12	33	159-292	6-21	83-152	407	12.3
2012-13	31	182-398	16-50	116-188	496	16.0
2013-14	30	198-417	12-32	107-198	515	17.2
<b>Totals</b>	<b>126</b>	<b>588-1194</b>	<b>34-103</b>	<b>335-599</b>	<b>1545</b>	<b>12.3</b>

## 9. DARRYL DAVIS - 1,540

Year	GP	FG-A	3P-A	FT-A	Pts	Avg
1991-92	28	153-319	14-45	59-87	379	13.5
1992-93	27	178-360	45-96	88-119	489	17.2
1993-94	30	140-326	38-88	57-76	375	12.5
1994-95	27	112-289	32-97	41-58	297	11.0
<b>Totals</b>	<b>112</b>	<b>583-1294</b>	<b>129-326</b>	<b>245-340</b>	<b>1540</b>	<b>13.6</b>

## 10. D'QUARIUS STEWART - 1,387

Year	GP	FG-A	3P-A	FT-A	Pts	Avg
1996-97	26	73-159	28-67	21-28	195	7.5
1997-98	28	103-240	33-95	49-62	288	10.3
1998-99	28	148-325	49-134	44-61	389	13.9
1999-00	32	196-456	65-170	58-83	515	16.1
<b>Totals</b>	<b>114</b>	<b>520-1180</b>	<b>175-466</b>	<b>172-234</b>	<b>1387</b>	<b>12.2</b>

## 11. JOSH PEPPERS - 1,376

Year	GP	FG-A	3P-A	FT-A	Pts	Avg
2003-04	31	42-91	8-30	26-32	118	3.8
2004-05	32	143-315	58-156	76-100	420	13.1
2005-06	29	134-301	59-160	69-96	396	13.7
2006-07	31	150-330	55-145	87-115	442	14.3
<b>Totals</b>	<b>123</b>	<b>469-1037</b>	<b>180-491</b>	<b>258-343</b>	<b>1376</b>	<b>11.2</b>

## 12. PAT CROCKLIN - 1,295

Year	GP	FG-A	3P-A	FT-A	Pts	Avg
1985-86	23	124-260	---	79-107	327	11.7
1986-87	27	144-257	0-0	70-97	359	13.3
1987-88	27	108-217	0-0	68-116	284	10.5
1988-89	27	138-248	3-4	46-71	325	12.0
<b>Totals</b>	<b>104</b>	<b>514-982</b>	<b>3-4</b>	<b>263-391</b>	<b>1295</b>	<b>12.5</b>

## 13. DAN FAISON - 1,283

Year	GP	FG-A	3P-A	FT-A	Pts	Avg
1982-83	28	186-322	---	97-152	467	16.7
1983-84	28	177-362	---	69-127	423	15.1
1984-85	28	149-329	---	95-161	393	14.0
<b>Totals</b>	<b>84</b>	<b>512-1013</b>	<b>---</b>	<b>261-440</b>	<b>1283</b>	<b>15.3</b>

## 14. BENNIE SHAW - 1,238

Year	GP	FG-A	3P-A	FT-A	Pts	Avg
1974-75	24	252-490	---	100-135	604	25.2
1975-76	25	256-506	---	122-147	634	25.4
<b>Totals</b>	<b>49</b>	<b>508-996</b>	<b>---</b>	<b>222-282</b>	<b>1238</b>	<b>25.3</b>

## 15. BRAD TRAINA - 1,218

Year	GP	FG-A	3P-A	FT-A	Pts	Avg
1995-96	30	47-114	12-40	20-26	126	4.2
1996-97	26	88-221	36-111	47-65	259	10.0
1997-98	28	147-305	53-133	85-112	432	15.4
1998-99	24	134-271	55-135	78-98	401	16.7
<b>Totals</b>	<b>108</b>	<b>416-911</b>	<b>156-419</b>	<b>230-301</b>	<b>1218</b>	<b>11.3</b>

## 16. MARCUS JORDAN - 1,182

Year	GP	FG-A	3P-A	FT-A	Pts	Avg
2009-10	32	81-196	21-76	74-106	257	8.0
2010-11	33	145-357	45-135	165-213	500	15.2
2011-12	31	131-354	52-169	111-155	425	13.7
<b>Totals</b>	<b>96</b>	<b>357-907</b>	<b>118-380</b>	<b>350-474</b>	<b>1182</b>	<b>12.3</b>

## 17. PAUL REED - 1,182

Year	GP	FG-A	3P-A	FT-A	Pts	Avg
1999-00	32	140-274	0-1	84-128	364	11.4
2000-01	31	153-312	11-32	116-163	433	14.0
2001-02	28	150-298	6-21	79-112	385	13.8
<b>Totals</b>	<b>91</b>	<b>443-884</b>	<b>17-54</b>	<b>279-291</b>	<b>1182</b>	<b>13.0</b>

## 18. TACKO FALL - 1,160

Year	GP	FG-A	3P-A	FT-A	Pts	Avg
2015-16	30	96-128	0-0	29-52	221	7.4
2016-17	36	168-235	0-1	55-119	391	10.9
2017-18	16	79-103	0-0	23-50	181	11.3
2018-19	33	154-206	0-0	59-163	367	11.1
<b>Totals</b>	<b>115</b>	<b>497-672</b>	<b>0-1</b>	<b>166-384</b>	<b>1160</b>	<b>10.1</b>

## 19. MATT WILLIAMS - 1,105

Year	GP	FG-A	3P-A	FT-A	Pts	Avg
2012-13	26	42-112	37-96	10-13	131	5.0
2013-14	31	62-158	56-146	6-11	186	6.0
2014-15	1	0-3	0-3	4-4	4	4.0
2015-16	30	81-222	55-167	25-34	242	8.1
2016-17	36	178-455	126-328	60-74	542	15.1
<b>Totals</b>	<b>124</b>	<b>363-950</b>	<b>274-740</b>	<b>105-136</b>	<b>1105</b>	<b>8.9</b>

## 20. SINUA PHILLIPS - 1,028

Year	GP	FG-A	3P-A	FT-A	Pts	Avg
1990-91	27	116-268	28-96	53-90	313	11.6
1991-92	28	107-250	39-97	69-109	322	11.5
1992-93	26	90-212	30-85	67-118	277	10.7
1993-94	30	41-108	10-48	24-54	116	3.9
<b>Totals</b>	<b>111</b>	<b>354-838</b>	<b>107-326</b>	<b>213-371</b>	<b>1028</b>	<b>9.3</b>





# Addition Financial Arena



The UCF men's and women's basketball programs have called the beautiful 10,000-seat Addition Financial Arena their home since the start of the 2007-08 season. Located in the heart of Knights Plaza on the expansive north side of campus, the state-of-the-art facility opened in the fall of 2007 to packed crowds at multiple events.

Addition Financial Arena's unique design provides an intimate atmosphere for all students, alumni, fans and supporters, while creating an intimidating environment for opponents. With a raucous student section, dubbed the "Knightmare," Addition Financial Arena quickly became one of the more formidable basketball facilities in the southeast. The design offers perfect sight lines for all fans, giving every spectator a spectacular view.

Approximately 7,000 seats make up the lower bowl, with an additional 3,000 seats situated in the upper level. Club level seating is on the east side of the Arena, with exclusive access to the regal Black and Gold Club before, during and after each game.

The facility features 16 luxury boxes and suites, a club lounge, open concourse areas and numerous concession options. Fans benefit from a state-of-the-art audio and video system. The scoreboard located at center court features four video screens that show replays and player information with an LED ribbon board stretching around the bottom.

Patrons enter the building through a spacious lobby that has conveniently located concession and apparel stands. Updates to Addition Financial Arena and The Venue have taken place as of the summer of 2023.

Addition Financial Arena sits on the northern side of campus and is nestled in with UCF's other athletics facilities, including FBC Mortgage Stadium, The Venue, John Euliano Park and the UCF Soccer/Track Complex. FBC Mortgage Stadium also opened up during the same September week in 2007.

The arena is the centerpiece of an area that includes apartment-style dormitories with 2,000 total beds and about 100,000-square feet of retail space. Before and after games, fans can dine and shop at establishments like Barnes & Noble Bookstore, Burger U, Gringos Locos, Domino's, The Pop Parlour, Dunkin', Jimmy John's, Subway and Knightro's.

The neighboring retail area has room for 24 shops.

Addition Financial Arena also hosts premiere concerts along with UCF commencement ceremonies. The Central Florida Crusaders, expansion members of the National Indoor Soccer League, began fielding men's and women's teams in the venue for the 2022-23 season.

The arena is located directly in front of UCF's old home, The Venue, which re-opened following a year of massive renovations to create a new home for the women's volleyball program as well as dedicated practice facilities for both the men's and women's basketball programs. The Knights played in the former 5,100-seat building from 1991-2007.

Construction on the new facility began in November of 2005. The arena was designed by HOK Sports and constructed by KUD International.

The arena officially opened on Sept. 8, 2007, with a Reba McEntire concert. The first UCF event at the new arena occurred on Sept. 28, 2007, when the UCF volleyball team hosted East Carolina. The first UCF men's basketball game was a 63-60 victory over Nevada on Nov. 11, 2007 while the first women's contest was on Nov. 9, 2007, in 72-57 loss to Texas Tech.



Capacity	10,000
Construction Began	November 2005
Construction Completed	August 2007
Design	HOK Sports
Construction	KUD International
Cost	\$80 million
Luxury Suites	16
Lower Level Seats	5,598
Upper Level Seats	3,365
Club Seats	502
Concession Stands	7
Points of Sale	28
Video Boards	4
First UCF Game	UCF 63, Nevada 60 (11/11/07)

## Highest Single-Game Home Attendance Records

1.	10,011	Illinois (3/22/17)
2.	9,825	Memphis (1/10/09)
3.	9,460	Marshall (1/13/10)
4.	9,383	Houston (1/25/23)
5.	9,358	Michigan (12/30/21)
6.	9,347	Rice (1/22/11)
7.	9,343	Florida State (11/13/13)
8.	9,141	Cincinnati (3/7/19)
9.	9,094	Marshall (1/5/11)
10.	8,734	Memphis (1/18/12)
11.	8,727	Massachusetts (11/13/09)
12.	8,142	Houston (1/29/22)
13.	8,044	East Carolina (1/19/11)
14.	7,862	Houston (1/11/12)
15.	7,760	Southern Miss (1/28/12)
16.	7,653	USF (11/18/10)
17.	7,565	Cincinnati (1/16/18)
18.	7,514	Miami (11/12/19)

## Single-Season Home Attendance

1.	121,036 (6,370/19 games)	2010-11
2.	97,297 (5,723/17 games)	2011-12
3.	90,466 (4,523/20 games)	2012-13
4.	90,067 (5,298/17 games)	2013-14
5.	89,664 (5,274/17 games)	2022-23
6.	88,378 (4,651/19 games)	2016-17

## Addition Financial Arena Record by Coaches

Coach	Seasons	Addition Financial Record	Win Pct.
Kirk Speraw	3	34-13 / 12-13*	.723 / .480*
Donnie Jones	6	74-53 / 59-33*	.692 / .641*
Johnny Dawkins	7	82-27	.752

\*2008-09, 2009-10, 2010-11 victories vacated due to NCAA sanctions

## Season-by-Season Record in Addition Financial Arena

Season	Head Coach	Home Record
2007-08	Kirk Speraw	12-4
2008-09	Kirk Speraw	13-3 / 0-3*
2009-10	Kirk Speraw	9-6 / 0-6*
2010-11	Donnie Jones	15-4 / 0-4*
2011-12	Donnie Jones	16-1
2012-13	Donnie Jones	15-5
2013-14	Donnie Jones	10-7
2014-15	Donnie Jones	10-8
2015-16	Donnie Jones	8-8
2016-17	Johnny Dawkins	15-3
2017-18	Johnny Dawkins	12-4
2018-19	Johnny Dawkins	15-2
2019-20	Johnny Dawkins	10-6
2020-21	Johnny Dawkins	6-3
2021-22	Johnny Dawkins	13-3
2022-23	Johnny Dawkins	11-6
<b>16 Seasons</b>	<b>3 Head Coaches</b>	<b>190-73 / 153-73*</b>
		<b>.722 / .677 Win %</b>

\*2008-09, 2009-10, 2010-11 victories vacated due to NCAA sanctions

## UCF's Addition Financial Arena Winning Streaks

G	Began	Ended	Coach	Team to End Streak
14*	2/12/11	1/28/12	Donnie Jones	Southern Miss, 78-65
12**	2/6/08	1/10/09	Kirk Speraw	Memphis, 73-66
10	11/24/18	2/7/19	Johnny Dawkins	No. 12 Houston, 77-68
10*	11/12/10	1/19/11	Donnie Jones	East Carolina, 68-61
7	2/14/17	11/30/17	Johnny Dawkins	Missouri, 62-59
7	1/30/12	11/20/12	Donnie Jones	Middle Tennessee, 75-61
7*	3/7/09	12/30/09	Kirk Speraw	Jacksonville, 61-51
6	12/4/22	1/25/23	Johnny Dawkins	No. 3 Houston, 82-71
6	1/5/13	2/20/13	Donnie Jones	Marshall, 82-70
6	11/17/13	12/31/13	Donnie Jones	No. 10 Louisville, 90-65

\*Streak is actually 11 due to three consecutive home wins at the end of the 2010-11 season being vacated via to NCAA sanctions  
 \*\*Streak is actually four due to eight consecutive home wins to begin the 2008-09 season being vacated via to NCAA sanctions  
 \*entire winning streak vacated due to NCAA sanctions

# Honors and Awards

## Associated Press All-America

### Honorable Mention

Jermaine Taylor	2008-09
-----------------	---------

## Basketball Times All-America

### Third Team

Jermaine Taylor	2008-09
-----------------	---------

## Lefty Driesell Defensive All-America

Tacko Fall	2016-17
------------	---------

## NABC All-District

### First Team

B.J. Taylor	2018-19
Keith Clanton	2012-13
Isaiah Sykes	2012-13
Keith Clanton	2011-12
Jermaine Taylor	2008-09

## USBWA All-District

Jermaine Taylor	2008-09
-----------------	---------

## CoSIDA Academic All-District

Roberto Morentin	2003-04
------------------	---------

## American Athletic Conference Defensive Player of the Year

Tacko Fall	2016-17
------------	---------

## All-American Athletic Conference Team

### First Team

B.J. Taylor	2018-19
-------------	---------

### Second Team

Taylor Hendricks	2022-23
Aubrey Dawkins	2018-19
B.J. Taylor	2016-17
Isaiah Sykes	2013-14

### Third Team

Darin Green Jr.	2021-22
Brandon Mahan	2020-21
Darius Perry	2020-21
Tacko Fall	2018-19

### Honorable Mention

A.J. Davis	2017-18
------------	---------

## American Athletic Conference All-Rookie Team

Taylor Hendricks	2022-23
Darius Johnson	2021-22
Isaiah Adams	2020-21
Adonys Henriquez	2014-15
B.J. Taylor	2014-15

## American Athletic Conference All-Tournament Team

Isaiah Sykes	2013-14
--------------	---------

## American Athletic Conference Player of the Week

Tacko Fall	3
Aubrey Dawkins	2
B.J. Taylor	1
Brandon Mahan	1

## American Athletic Conference Rookie of the Week

Taylor Hendricks	9
Isaiah Adams	3
Cesar DeJesus	3
Adonys Henriquez	3
B.J. Taylor	3
Darius Johnson	2
Tacko Fall	2
Darin Green Jr.	1
Justin McBride	1

## American Athletic Conference All-Academic Team

Michael Kalina	2022-23
Charlie May	2022-23
Poohpha Warakulnukroh	2022-23
Jayhlon Young	2022-23
Ryan Anders	2021-22
P.J. Edwards	2021-22
Darius Johnson	2021-22
Darius Perry	2021-22
Levy Renaud	2021-22
Ryan Anders	2020-21

Moses Bol	2020-21
Avery Diggs	2020-21
Ibrahim Dombia	2020-21
Xavier Grant	2020-21
Josh Kaplan	2020-21
Levy Renaud	2020-21
Isaac Ward	2020-21
Ryan Anders	2019-20
Frank Bertz	2019-20
Moses Bol	2019-20
Xavier Grant	2019-20
Matt Milon	2019-20
Levy Renaud	2019-20
Terrell Allen	2018-19
Ryan Anders	2018-19
Frank Bertz	2018-19
Anthony Catotti	2018-19
Tacko Fall	2018-19
Xavier Grant	2018-19
Levy Renaud	2018-19
Anthony Catotti	2017-18
Myles Douglas	2017-18
Tacko Fall	2017-18
Nathan Laing	2017-18
Chance McSpadden	2017-18
Collin Smith	2017-18
Anthony Catotti	2016-17
Aubrey Dawkins	2016-17
Nathan Laing	2016-17
Brock Stephenson	2016-17
Tacko Fall	2015-16
Matt Williams	2015-16
Staphon Blair	2014-15
Myles Davis	2014-15
Adonys Henriquez	2014-15
Isaiah Sykes	2013-14

## Baha Mar Hoops Bahamas Championship MVP

Taylor Hendricks	2022-23
------------------	---------

## Baha Mar Hoops Bahamas Championship All-Tournament Team

Taylor Hendricks	2022-23
C.J. Kelly	2022-23

## Nyrtle Beach Invitational MVP

Aubrey Dawkins	2018-19
----------------	---------

## Nyrtle Beach Invitational All-Tournament Team

Tacko Fall	2018-19
------------	---------

## Charleston Classic All-Tournament Team

Tacko Fall	2016-17
------------	---------

## C-USA Player of the Year

Jermaine Taylor	2008-09
-----------------	---------

## C-USA Coach of the Year

Kirk Speraw	2006-07
-------------	---------

## All-Conference USA

### First Team

Isaiah Sykes	2012-13
Keith Clanton	2011-12
Jermaine Taylor	2008-09

### Second Team

Keith Clanton	2012-13
Marcus Jordan	2010-11
Jermaine Taylor	2007-08
Josh Peppers	2006-07

### Third Team

Keith Clanton	2010-11
---------------	---------

## Conference USA All-Freshman Team

Keith Clanton	2009-10
Marcus Jordan	2009-10
A.J. Rompza	2008-09

## Conference USA All-Defensive Team

Isaiah Sykes	2012-13
Keith Clanton	2011-12
Dave Noel	2007-08

## Conference USA All-Academic Team

A.J. Rompza	2011-12
Isaac Sosa	2010-11
Isaac Sosa	2009-10

## Conference USA Player of the Week

Jermaine Taylor	7
Keith Clanton	5
Isaiah Sykes	3
A.J. Rompza	1
Josh Peppers	1
Isaac Sosa	1

## Conference USA Rookie of the Week

Marcus Jordan	1
Isaac Sosa	1
Matt Williams	1

## Conference USA Academic Honor Roll

Staphon Blair	2012-13
Tyler Coons	2012-13
Dylan Karell	2012-13
Isaac Lang	2012-13
Daiquan Walker	2012-13
Rod Days	2011-12
Bobby Horodyski	2011-12
A.J. Rompza	2011-12
Tom Herzog	2010-11
Marcus Jordan	2010-11
A.J. Rompza	2010-11
Isaac Sosa	2010-11
Keith Clanton	2009-10
Marcus Jordan	2009-10
Ben O'Donnell	2009-10
A.J. Rompza	2009-10
Isaac Sosa	2009-10
David Diakite	2008-09
Jakub Kusmieruk	2008-09
A.J. Rompza	2008-09
Isaac Sosa	2008-09
Amara Thompson	2008-09
Stanley Billings	2006-07
Adam Gill	2006-07
Taylor Young	2006-07
Will Bakanowsky	2005-06
Adam Gill	2005-06
Drew Speraw	2005-06
Jermaine Taylor	2005-06

## Atlantic Sun Player of the Year

Mark Jones	1997-98
------------	---------

## Atlantic Sun Defensive Player of the Year

Dexter Lyons	2003-04
--------------	---------

## Atlantic Sun Newcomer of the Year

Mark Jones	1997-98
Ochiel Swaby	1993-94

## All-Atlantic Sun

### First Team

Dexter Lyons	2003-04
Brad Traina	1998-99
Mark Jones	1997-98
Ochiel Swaby	1993-94

### Second Team

Gary Johnson	2004-05
Josh Peppers	2004-05
Roberto Morentin	2003-04
Ray Abellard	2002-03
Ray Abellard	2001-02
Paul Reed	2001-02
D'Quarius Stewart	1999-00
Brad Traina	1997-98
Harry Kennedy	1996-97
Ochiel Swaby	1994-95
Victor Saxton	1993-94

## Atlantic Sun Tournament MVP

Gary Johnson	2005
Dexter Lyons	2004
Harry Kennedy	1996
Victor Saxton	1994



# Honors and Awards

## Atlantic Sun All-Tournament Team

Gary Johnson	2005
Josh Peppers	2005
Josh Bodden	2004
Dexter Lyons	2004
Ray Abellard	2003
Ed Dotson	2003
Paul Reed	2000
D'Quarius Stewart	2000
Mario Lovett	1999
Mark Jones	1998
Harry Kennedy	1996
Eric Riggs	1996
Howard Porter	1996
Victor Saxton	1994
Ochiel Swaby	1994
Darryl Davis	1994

## Atlantic Sun Player of the Week

Ochiel Swaby	4
Mark Jones	2
Brad Traina	2
Ray Abellard	1
Josh Bodden	1
Gary Johnson	1
Dexter Lyons	1
Josh Peppers	1
Cory Perry	1
Victor Saxton	1

## Atlantic Sun Academic Honor Roll

Will Bakanowsky	2004-05
Adam Gill	2004-05
Adam Picow	2004-05
Albert Smidebush	2004-05
Adam Gill	2003-04
Roberto Morentin	2003-04
Adam Picow	2003-04
Josh Bodden	2002-03
Troy Lindbeck	2002-03
Roberto Morentin	2002-03
Ray Abellard	2001-02
Josh Bodden	2001-02
Tim Kiscaden	2001-02
Josh Bodden	2000-01
Joey Graham	2000-01
Stephen Graham	2000-01
Phil Hobbs	2000-01
Beronti Simms	2000-01
Jeremy Swan	2000-01
Jason Thornton	2000-01
Marius Boyd	1999-00
Sarath Degala	1999-00
Rafae Goicouria	1999-00
Kyle Schueller	1999-00
Jeremy Swan	1999-00
Mario Lovett	1998-99
Jason Thornton	1998-99
Inyo Cue	1997-98
Bucky Hodge	1997-98
Mark Jones	1997-98
Mario Lovett	1997-98
Tony Marlow	1997-98
Chad Steckline	1997-98
Jason Thornton	1997-98
Brad Traina	1997-98
Scott White	1997-98
Brian Conor	1996-97
Chad Steckline	1996-07
Scott White	1996-07
Stacey Castle	1995-96
Reid Ketteler	1995-96
Eric Riggs	1995-96
Brad Tice	1995-96
Brad Traina	1995-96
Tony Marlow	1994-95
Ted Portee	1993-94
Chuck Roberts	1993-94

## Abe Lemons Award (nation's top 3-point shooter)

Jason Thornton	1999-2000
----------------	-----------

## All-American South

### Second Team

Ken Leeks	1990-91
-----------	---------

## Associated Press D-II All-America

### Honorable Mention

Bennie Shaw	1974-75
-------------	---------

### Basketball Weekly D-II All-America

Bo Clark	1978-79
Bo Clark	1975-76

### NABC D-II All-America

Bo Clark	1979-80
Bo Clark	1978-79
Jerry Prather	1977-78
Bo Clark	1976-77

### NABC D-II Academic All-America

Jimmie Ferrell	1981-82
----------------	---------

### NCAA D-II All-Tournament Team

Jerry Prather	1978
---------------	------

### Sunshine State Coach of the Year

Chuck Machock	1983-83
Torchy Clark	1980-81
Torchy Clark	1977-78

### All-Sunshine State

#### First Team

Dan Faison	1983-84
Larry Gowins	1983-84
Ronnie Thornton	1982-83
Dan Faison	1982-83
Willie Edison	1981-82
Dean Rossin	1980-81
Bo Clark	1979-80
Gerald Jones	1979-80
Bo Clark	1978-79
Jerry Prather	1977-78
Cleveland Jackson	1977-78
Bo Clark	1976-77
Jerry Prather	1976-77

#### Second Team

Isaac McKinnon	1983-84
Ruben Cotton	1980-81
Roland Ebron	1980-81
Calvin Lingelbach	1976-77

#### Honorable Mention

Jimmie Ferrell	1981-82
Dave Murray	1980-81
Jim Beachum	1980-81
Ruben Cotton	1979-80
Cleveland Jackson	1978-79
Wil Nix	1978-79

### Sunshine State All-Tournament Team

Willie Edison	1981-82
Eddie Rhodes	1981-82
Ronnie Thornton	1981-82
Roland Ebron	1980-81
Gerald Jones	1979-80

### UCF Athletics Hall of Fame

Bo Clark	1998
Torchy Clark	1998
Jerry Prather	1999
Mike Clark	2001
Calvin Lingelbach	2001
Ken Leeks	2004
Sinua Phillips	2006
Darryl Davis	2008
Bennie Shaw	2009
Jermaine Taylor	2021

### Sunshine State Hall of Fame

Bo Clark	1992
Torchy Clark	1992

# All-Time Alphabetical Roster

**--A--**

Abellard, Ray	2001-03
Adams, Isaiah	2020-22
Albers, Chuck	1971-72
Alexander, Sam	1984-86
Allen, Shemarri	2023-present
Allen, Terrell	2016-19
Allison, Ken	1980-81
Alok, Yuat	2018-19
Anders, Ryan	2018-22
Anderson, David	1994-95
Armitage, Steve	1972-74
Avant, Marcus	2003-05
Avery, Marchelus	2023-present

**--B--**

Baez, Chris	2008-09
Bakanowsky, Will	2002-05
Banyard, Nick	2016-17
Battle, Mike	2006-08
Beachum, Jim	1979-81
Beaton, George	1985-87
Belotte, Willy	1972-76
Bennett, Wayne	1969-70
Bertz, Frank	2018-20
Beste, Edsel	1986-90
Bethea, Eric	1984-85
Billings, Stanley	2006-08
Bodden, Josh	2000-04
Bol, Moses	2019-21
Boles, David	1976-78
Boles, Mike	1989-90, 1991-92
Borowicz, Jason	1993-94
Bowie, Tom	1971-72
Boyd, Marius	2000-03
Boyle, Brendan	2015-16
Blackwood, Bob	1986-90
Blair, Staphon	2012-16
Blue, Travis	1988-89
Brackins, Tony	1984-85
Breunig, Ross	1989-91
Brown, Bobby	1978-79
Brown, Chad	2015-19
Brown, Greg	1983-84
Buchanan, Darrell	1989-90
Burley, Keb	1989-90
Butler, Julian	1984-85
Butts, Patrick	1993-95

**--C--**

Callaway, Paul	1975-76
Callins, Angelo	1972-74
Candelaria, Mike	1980-81
Carr, Robin	1982-83
Carrion, Jeff	1981-82
Carter, Ray	1991-93
Cartwright, Chip	2006-08
Castle, Stacey	1995-96
Catotti, Anthony	2016-19
Clanton, Keith	2009-13
Clark, Bo	1975-77, 78-80
Clark, Mike	1969-72
Clements, Linn	1985-86
Collier, Marty	1987-88
Connor, Brian	1995-97
Coons, Tyler	2012-14
Cooper, Joe	1996-97
Corso, Bill	1974-75
Cotton, Ruben	1979-81
Crawford, Fred	1987-89
Crittelle, Josh	2011-12
Crocklin, Pat	1985-89
Cubit, Tom	1983-86
Cue, Inyo	1996-97, 98-01

**--D--**

Danen, Todd	1973-74
Davis, A.J.	2014-18
Davis, Darryl	1991-95
Davis, Jarvis	2010-11
Davis, Jeff	1987-89
Davis, Jimmie	1978-79
Davis, Myles	2014-15
Davis, Shaheed	2014-16
Davis, Tony	2006-09
Dawkins, Aubrey	2016-19
Days, Rod	2011-13
Degala, Sarath	1999-00
DeJesus, Ceasar	2016-20
Denmon, Jarrod	1990-92
Diakite, David	2009-11
Diallo, Ibrahima	2023-present
Diggs, Avery	2019-2021
Diong, Cheikh Mbacke	2021-22
Dorschner, Jeff	1980-82
Dotson, Ed	2001-03
Douglas, Myles	2017-19
Doumbia, Ibrahim Famouke	2018-2021
Dube, Chris	2002-03
Durr, Michael	2022-23

**--E--**

Ebron, Roland	1979-81
Edison, Willie	1980-82
Edwards, Kingsley	2003-05
Edwards, P.J.	2021-23
Efianayi, Tanksley	2015-17
Elbana, Hany	2002-03
Emuobor, Comeh	2023-present

**--F--**

Faison, Dan	1982-85
Fall, Tacko	2015-19
Fenn, Carlos	1975-76
Ferrell, Jimmie	1980-83
Ferrell, Jimmy	1977-80
Flanagan, Jim	1970-71
Fluitt, Ed	1971-73
Fogle, Ken	1988-89
Foster, Eddie	1992-94
Freeman, Tyem	2021-23
Friday, John	1984-85, 86-87
Fuller Jr., Dre	2018-22
Fussell, Al	1980-81

**--G--**

Garcia, Nik	2009
Gates, Curtis	1985-86
Gaynor, P.J.	2008-12
Gelfand, Bryan	1998-99
Gill, Adam	2004-07
Goodwin, Brandon	2013-15
Gowins, Larry	1982-84
Graham, Brian	2001-02
Graham, Joey	2000-02
Graham, Stephen	2000-02
Granberry, Davin	1996-00
Grant, Xavier	2018-21
Green, Andre	1988-90
Green Jr., Darin	2019-22
Green, David	1974-76
Green, Devon	1994-95
Griffin, Dayon	2016-19

**--H--**

Haas, Paul	1978-80
Haas, Pete	1971-74
Haithcock, Stan	1986-88
Hall, Arnett	1972-74
Hammerberg, Ed	1989-90
Haney, Steven	2013-14
Harding, Ryan	1992-93
Harper, James	1992-93
Harmon, Jamon	2001-02
Haynes, Anthony	1989-91
Helmich, James	1981-82
Hendricks, Taylor	2022-23
Hendricks, Tyler	2022-present
Henriquez, Adonys	2014-16
Herrera, Abel	1994-95
Herzog, Tom	2010-11
Hill, Don	1969-70
Hinson, Denny	1990-91
Hinshaw, Darin	1993-94
Hobbs, Phil	2000-01
Hodge, Bucky	1997-99
Holmes, Marshall	2014-15
Horodyski, Bobby	2011-13
Horton, Ithiel	2022-23

**--I--**

Ingram, Dazon	2019-20
---------------	---------

**--J--**

Jackson, Cleveland	1977-79
Jacobs, Cummings	1985-86
Jacobs, Don	1969-70
James, Dennis	1978-79
Jenkins, Bob	1969-71
Jenkins, Demonne	1991-92
Jenson, Jerry	1981-82
Jessee, Rudi	1969-70
Johnson, Darius	2021-present
Johnson, Gary	2003-05
Johnson, Marcus	2004-06
Johnson Jr., Tony	2019-22
Jones, Antwann	2023-present
Jones, Gerald	1978-80
Jones, Mark	1997-98
Jones, P.J.	1993-94
Jordan, Jeff	2011-12
Jordan, Marcus	2009-12
Jump, Greg	1982-84

**--K--**

Kalina, Michael	2022-present
Kaplan, Josh	2020-21
Karell, Dylan	2012-15
Kelly, C.J.	2022-23
Kelly, Darwin	1991-92
Kennedy, Harry	1995-97
Kernaghan, Jeff	1971-74
Ketteler, Reid	1993-96
Kimbrough, Stan	1984-85
King, Rob	2012-13
Kiscaden, Tim	2001-02
Krull, Pete	1976-80
Kusmieruk, Jakub	2008-10
Kuzucan, Dogukan	2009-11



# All-Time Alphabetical Roster

--L--	
Lalone, Mike	1970-71
Langford Jr., DeMarr	2023-present
Laing, Nathan	2016-18
Lang, Isaac	2012-14
Lavender, Dennis	1984-85
Leath, Roy	1998-00
Lee, Kevin	2000-01
Leeks, Ken	1988-92
Legette, Albert	1991-92
Lemon, Kevin	1978-79
Lewis, Daniel	2017
Lewis, David	1975-76
Lilly, Don	1969-70
Lindbeck, Troy	2002-06
Lingelbach, Calvin	1973-77
Lockett, Lorenzo	1988-89
Loucks, Jacob	2006-07
Lovett, Mario	1996-99
Lyons, Dexter	2002-04

--M--	
Machowski, Nils	2023-present
Mahan, Brandon	2019-22
Marini, John	1985-88
Marini, Tony	1985-87
Marlow, Tony	1995-98
Martin, Wayne	2011-12
Mathis, Don	1969-72
Maton, Matt	1993-93
May, Charlie	2022-present
McBride, Justin	2013-16
McCombs, Dwight	2010-12
McCrimon, Zettie	1971-73
McCrotty, Eugene	2013-14
McDaniels, Jim	1973-74
McGee, Ken	1986-87
McGee, Marcus	2002-04
McKinnon, Isaac	1981-84
McSpadden, Chance	2015-19
Meeker, Doug	2002-03
Mekarski, Brian	1977-80
Miller, Al	1999-03
Miller, Mark	1978-79
Milon, Matt	2019-20
Mobley, Sean	2019-21
Mockus, Mintautas	2023-present
Morentin, Roberto	2002-04
Moretti, Evandro	2000-02
Morse, Tate	2016-18
Morton, Ben	1987-89
Mumin, Djordjije	2014-18
Murray, Dave	1982-84

--N--	
Newell, Calvin	2012-14
Nix, Wil	1975-79
Nnakwe, Ikechi	1999-00
Noel, Dave	2005-08
Noffke, Bill	1976-80

--O--	
O'Donnell, Ben	2009-10
O'Donnell, Mike	2005-08

--P--	
Page, Tom	1972-73
Payne, Lavell	2005-07
Payne, Omar	2023-present
Peppers, Josh	2003-07
Perry, Cory	1996-00
Perry, Darius	2020-22
Pettway, Jeff	1977-78
Phillips, Bob	1969-79
Phillips, Sinua	1990-94
Picow, Adam	2003-05
Pinkney, Vernon	1988-89
Portee, Ted	1993-95
Porter, Howard	1991-92, 93-96
Prather, Jerry	1974-78
Pringle, Bruce	1982-94
Pugh, Kory	2009

--R--	
Radovski, Nenad	1994-95
Reed, Paul	1999-02
Reid, Aundre	1983-84
Renaud, Levy	2018-22
Repas, Ivan	1969-79
Reynolds, Jamille	2020-22
Reynolds, Ryan	1998-99
Rhodes, Eddie	1981-82
Rhodes, Ed'Xavior	2021-22
Rice, Dan	1971-72
Riggs, Eric	1995-96
Roberson, Faronte	1985-87
Roberson, Greg	1990-91
Roberts, Chuck	1993-95
Rodgers, David	1974-75
Rogers, Dave	1974-75
Rompza, A.J.	2008-12
Rose, Justin	2004-06
Ross, Rob	2002-04
Rossin, Dean	1979-81
Rubin, Dan	1990-91

--S--	
Salerno, Russ	1969-70
Sanford, Ben	1974-79
Saxton, Victor	1992-94
Schueller, Kyle	1999-00
Scott, R.J.	2009-10
Scruggs, Vincent	1980-81
Sellers, Jaylin	2023-present
Shaw, Bennie	1974-76
Simms, Beronti	1997-01
Sisemore, Don	1974-75
Smidebush, Albert	2004-05
Smith, Collin	2017-20
Smith, Jeff	1974-75
Smith, John	1972-74
Smith, Kevin	1983-84
Sosa, Isaac	2008-11
Sparrow, Tyrone	1975-77
Speraw, Drew	2005-06, 2007-10
Spivey, Mike	1976-78
Spurlock, Tristan	2010-14
Stanley, Terrence	1982-83
Steckline, Chad	1996-97
Stephens, Carl	1977-79
Stephenson, Brock	2016-18
Stewart, D'Quarius	1996-00
Stokes, Earl	1969-70
Stout, Ben	2003-04
Suggs, Brandon	2022-23
Swaby, Ochiel	1993-95
Swan, Jeremy	2000-01
Sykes, Isaiah	2010-14
Sylla, Thierno	2022-present

--T--	
Tate, Ernie	1981-82
Taylor, B.J.	2014-19
Taylor, Jermaine	2005-09
Thioune, Lahat	2022-23
Thompson, Amara	2009-11
Thompson, David	1973-74
Thornton, Andre	2006-08
Thornton, Jason	1998-02
Thornton, Mark	1969-70
Thornton, Ronnie	1981-83
Tice, Brad	1995-96
Tormhohlen, Tommy	1989-91
Traina, Brad	1995-99
Tyler, A.J.	2008-11

--U--	
Ulvydas, Rokas	2016-18

--V--	
VanDeusen, Kirk	1991-93

--W--	
Walker, C.J.	2020-present
Walker, Daiquan	2012-16
Walker, James	1992-94
Wallen, Chris	1985-88
Warakulnukroh, Poohpha	2022-present
Ward, Isaac	2020-21
Weathers, Will	2008-09
West, Chris	1994-96
White, Scott	1996-98
Wilhete, Al	1975-76
Williams, Anthony	2004-06
Williams, Bill	1977-79
Williams, Matt	2012-17
Wilson, Kasey	2011-15
Wofford, Steve	1975-77
Woodford, Bryant	1986-88

--Y--	
Yotio, Jean Michel	2007-09
Young, Jayhlon	2022-23
Young, Taylor	2007-11

--Z--	
Zondervan, Kenrick	2005-09

# All-Time Numerical Roster

<b>--00--</b>	
Jeremy Swan	2000-01
Davin Granberry	1995-00
Ochiel Swaby	1993-95
<b>--0--</b>	
Charlie May	2023-present
Lahat Thioune	2022-23
Darius Johnson	2021-22
Yuat Alok	2018-19
Tanksley Efiyanayi	2016-17
Brendan Boyle	2015-16
Rod Days	2011-12
<b>--1--</b>	
Antwann Jones	2023-present
Jayhlon Young	2022-23
Tony Johnson	2019-22
B.J. Taylor	2014-19
Tristan Spurlock	2011-14
R.J. Scott	2009-10
Jermaine Taylor	2005-09
Marcus Avant	2003-05
Chris Dube	2002-03
<b>--2--</b>	
Shemarri Allen	2023-present
Michael Durr	2022-23
Darius Perry	2020-22
Matt Milon	2019-20
Terrell Allen	2016-19
Wayne Martin	2011-12
Jarvis Davis	2010-11
Ben O'Donnell	2009-10
Tony Davis	2007-09
Lavell Payne	2005-07
Doug Meeker	2002-03
<b>--3--</b>	
Darius Johnson	2022-present
Isaiah Adams	2020-22
Dre Fuller Jr.	2018-20
A.J. Davis	2014-18
Isaiah Sykes	2012-14
A.J. Rompza	2008-12
Dave Noel	2005-08
Al Miller	1999-03
Willie Edison	1981-82
Vincent Scruggs	1980-81
<b>--4--</b>	
Comeh Emuobor	2023-present
Brandon Suggs	2022-23
Jamille Reynolds	2020-22
Ceasar DeJesus	2016-20
Daiquan Walker	2012-16
Kory Pugh	2009
Mike O'Donnell	2005-08
Dexter Lyons	2002-04
Mario Lovett	1996-01
Brad Tice	1995-96
Nenad Radovski	1994-95
James Walker	1992-94
Edsel Bester	1989-90
Greg Brown	1983-84
Eddie Rhodes	1981-83
Mike Candelaria	1980-81
<b>--5--</b>	
Omar Payne	2023-present
P.J. Edwards	2021-23
Avery Diggs	2019-21
Myles Douglas	2017-19
Djordjije Mumin	2015-17
Eugene McCrory	2013-14
Rod Days	2012-13
Marcus Jordan	2009-12
Will Weathers	2008-09
Chip Cartwright	2006-08
Gary Johnson	2003-05
Marcus McGee	2002-04

Jamon Harmon	2001-02
Inyo Cue	1997-01
Harry Kennedy	1995-97
Darryl Davis	1991-95
Dan Faison	1982-84
Jeff Carrion	1981-82
Cleveland Jackson	1978-79
<b>--10--</b>	
Mintautas Mockus	2023-present
Poohpha Warakulnukroh	2022-23
Levy Renaud	2019-22
Dayon Griffin	2016-19
Adonys Henriquez	2014-16
Tyler Coons	2012-14
Dwight McCombs	2010-12
Drew Speraw	2005-10
Kingsley Edwards	2003-05
Ray Abellard	2001-03
Phil Hobbs	2000-01
Bryan Gelfand	1998-99
Chad Steckline	1996-98
Abel Herrera	1994-96
P.J. Jones	1993-94
Matt Maton	1992-93
Fred Crawford	1987-89
Faronte Roberson	1985-87
Stan Kimbrough	1984-85
Jerry Prather	1975-76
<b>--11--</b>	
Ibrahima Diallo	2023-present
Tyem Freeman	2021-23
Xavier Grant	2019-21
Rokas Ulvydas	2016-18
Brandon Goodwin	2014-15
Calvin Newell	2012-14
Bobby Horodyski	2011-12
Isaac Sosa	2008-11
Mike Battle	2006-08
Vernon Pinkney	1989-90
Kevin Smith	1983-84
Jimmie Ferrell	1980-83
Jerry Prather	1976-78
<b>--12--</b>	
DeMarr Langford Jr.	2023-present
Ithiel Horton	2022-23
Ed'Xavier Rhodes	2021-22
Dazon Ingram	2019-20
Xavier Grant	2018-19
Matt Williams	2012-17
Taylor Young	2007-11
Adam Picow	2003-05
Tim Kiscaden	2001-02
Kevin Lee	2000-01
Kyle Schueller	1999-00
Cory Perry	1996-98
David Anderson	1994-95
Sinua Phillips	1990-94
Keb Burley	1989-90
Vernon Pinkney	1988-89
Chris Wallen	1984-88
Don Sisemore	1974-76
<b>--13--</b>	
Marchelus Avery	2023-present
C.J. Kelly	2022-23
Brandon Mahan	2019-22
Levy Renaud	2018-19
Daniel Lewis	2017
Tanksley Efiyanayi	2015-16
Jeff Jordan	2011-12
Jakub Kusmieruk	2009-10
Kenrick Zondervan	2005-09
Roberto Morentin	2002-04
Greg Jump	1983-84
Jerry Jensen	1981-83
Brian Mekarski	1979-80
Mark Miller	1978-79
Mike Spivey	1976-78

David Lewis	1975-76
<b>--14--</b>	
Michael Kalina	2022-present
Ibrahim Famouke Doumbia	2018-21
Nick Banyard	2016-17
Dogukan Kuzucan	2010-11
Andre Thornton	2007-08
Joey Graham	2000-02
Sarath Degala	1999-00
Ryan Reynolds	1998-99
Brian Connor	1995-97
Ted Portee	1993-95
Ryan Harding	1991-93
Travis Blue	1987-90
Edsel Bester	1986-87
Calvin Lingelbach	1973-77
<b>--15--</b>	
Tyler Hendricks	2022-present
Isaac Ward	2020-21
Aubrey Dawkins	2016-19
Dylan Karell	2012-15
David Diakite	2008-11
Dave Murray	1982-84
Willie Edison	1980-81
Dennis James	1978-79
Cleveland Jackson	1977-78
<b>--20--</b>	
Poohpha Warakulnukroh	2023-present
Sean Mobley	2020-21
Frank Bertz	2018-20
Brock Stephenson	2016-18
Myles Davis	2014-15
Dogukan Kuzucan	2009-10
Chris Baez	2008-09
Tony Davis	2006-07
Troy Lindbeck	2002-06
Jason Thornton	1998-02
Inyo Cue	1996-97
Patrick Butts	1993-95
Ray Carter	1991-93
Dan Rubin	1990-91
Pat Crocklin	1986-89
Cummings Jacobs	1985-86
Julian Butler	1984-85
Wil Nix	1975-76
<b>--21--</b>	
C.J. Walker	2020-present
Chad Brown	2015-19
Isaac Lang	2012-14
P.J. Gaynor	2008-12
Stanley Billings	2006-08
Justin Rose	2004-06
Marius Boyd	2000-03
Brad Traina	1995-99
Jason Borowicz	1993-94
Mike Boles	1987-92
Larry Gowins	1983-84
Roland Ebron	1980-81
Wil Nix	1976-79
Carlos Fenn	1975-76
Willy Belotte	1972-76
<b>--22--</b>	
Nils Machowski	2023-present
Darin Green Jr.	2019-22
Chance McSpadden	2015-19
Brandon Goodwin	2013-14
Rob King	2012-13
Kasey Wilson	2011-12
Amara Thompson	2009-11
Cordell Pope	2007-08
Andre Thornton	2006-07
Marcus Johnson	2004-06
Rob Ross	2002-04
Brian Graham	2001-02
D'Quarius Stewart	1996-00
Howard Porter	1992-96



# All-Time Numerical Roster

Denny Hinson	1990-91
Edsel Bester	1987-89
Bryant Woodford	1986-87
James Teague	1985-86
Bob Machock	1984-85
Bennie Shaw	1974-76

**--23--**

Howard Porter	1991-92
Bo Clark	1975-77, 78-80
Rudi Jessee	1969-71

**--24--**

Jaylin Sellers	2023-present
Charlie May	2022-23
Dre Fuller Jr.	2020-22
Tacko Fall	2015-19
Djordjije Mumin	2014-15
Steven Haney	2013-14
Josh Crittle	2011-12
Nik Garcia	2009-10
Stephen Graham	2000-02
Cory Perry	1998-00
Tony Marlow	1994-98
Eddie Foster	1992-94
Albert Legette	1991-92
Anthony Haynes	1989-91
Jeff Davis	1988-89
Edsel Bester	1987-88
Pat Crocklin	1985-86

**--25--**

Taylor Hendricks	2022-23
Ryan Anders	2018-22
Tate Morse	2016-18
Marshall Holmes	2014-15
A.J. Tyler	2008-11
Adam Gill	2004-07
Ed Dotson	2001-03
Ikechi Nnakwe	1999-00
Mark Jones	1997-98
Stacey Castle	1995-96
Devon Green	1994-95
Ulyen Coleman	1983-84
Tony Moore	1981-82
Jim Beachum	1979-81
Brian MekarSKI	1977-79
Mike Clark	1969-72

**--30--**

Sean Mobley	2019-20
Anthony Catotti	2017-18
Josh Peppers	2003-07
Hany Elbana	2002-03
Beronti Simms	1997-01
Chuck Roberts	1993-95
Eddie Hammerberg	1990-91
Ken Fogle	1988-89
Stan Haithcock	1987-88
Tom Cubit	1984-86
Steve Wofford	1975-77
David Thompson	1973-75
Mark Thornton	1971-73

**--31--**

Thierno Sylla	2022-present
Anthony Catotti	2018-19
Floyd Henry	1982-83
Jeff Dorschner	1981-82
Joe Burgess	1980-81
Ruben Cotton	1978-79
Lee Riley	1976-78
Ivan Repas	1969-70

**--32--**

Kasey Wilson	2012-15
Isaiah Sykes	2010-12
Albert Smidebush	2004-05
Ben Stout	2003-04

Paul Reed	1999-02
Scott White	1996-98
Reid Ketteler	1993-96
Tommy Tormohlen	1989-90
Lorenzo Lockett	1988-89
Marty Collier	1987-88
Ken McGee	1986-87
Curtis Gates	1985-86
John Friday	1984-85
Dave Rogers	1974-75
Bob Jenkins	1969-71

**--33--**

Moses Bol	2019-21
Djordjije Mumin	2017-18
Shaheed Davis	2014-16
Keith Clanton	2009-13
Jakub Kusmieruk	2008-09
Anthony Williams	2004-06
Josh Bodden	2000-04
Roy Leath	1998-00
James Harper	1992-93
Demonne Jenkins	1991-92
Ross Breunig	1989-91
James Helmich	1981-82
Ruben Cotton	1979-81
Bobby Brown	1978-79
David Boles	1976-78
Earl Stokes	1969-70

**--34--**

Cheikh Mbacke Diong	2021-22
Justin McBride	2013-16
Jean Michel Yotio	2007-09
Jacob Loucks	2006-07
Joe Cooper	1996-97
Eric Riggs	1995-96
Victor Saxton	1992-94
Tommy Tormohlen	1990-91
Bob Blackwood	1987-90
George Beaton	1985-87
Tony Brackins	1984-85
Wayne Bennett	1969-70

**--35--**

Collin Smith	2017-20
Will Bakanowsky	2002-05
Evandro Moretti	2000-02
Jeremy Swan	1999-00
Bucky Hodge	1998-99
Chris West	1994-96
Greg Roberson	1990-91
Tom Cubit	1983-84
Ron Thornton	1981-83
Gerald Jones	1978-80
Don Jacobs	1969-70

**--40--**

Jarrod Denmon	1990-92
Darrell Buchanan	1989-90
Jeff Davis	1987-88

**--41--**

Tom Herzog	2010-11
Darin Hinshaw	1993-94
Darwin Kelly	1991-92
Isaac McKinnon	1979-84
Kevin Lemon	1978-79
Bill Noffke	1976-80

**--42--**

Kirk VanDeuesen	1991-93
Andre Green	1989-90
John Friday	1986-87
Linn Clements	1985-86
Dennis Lavender	1984-85

**--43--**

Robin Carr	1982-83
Ken Allison	1980-81

Roland Ebron	1979-80
Jeff Pettitway	1977-78
Russ Salerno	1969-70

**--44--**

Ken Leeks	1988-92
John Marini	1985-88
Sam Alexander	1984-85
Jeff Dorschner	1980-81
Paul Calloway	1975-76
Jeff Smith	1974-75
Bob Phillips	1969-70

**--45--**

Al Fussell	1980-81
Pete Krull	1976-80
David Green	1974-76

**--50--**

Ben Morton	1987-89
Stan Haithcock	1986-87
Tony Marini	1985-87
Eric Bethea	1984-85

**--51--**

Nathan Laing	2016-18
Bruce Pringle	1983-84
Ernie Tate	1981-82
Dean Rossin	1979-81
Carl Stephens	1977-79

**--52--**

Staphon Blair	2012-16
Andre Green	1988-89

**--53--**

Paul Haas	1978-79
Bill Williams	1977-79

**--54--**

Bob Blackwood	1986-87
Sam Alexander	1985-86
Don Mathis	1969-72

**--55--**

Ernie Tate	1981-82
Jeff Dorschner	1980-81
Paul Haas	1979-80
Jimmie Davis	1978-79
Don Hill	1969-70

*(complete jersey numbers not available from the 1970-71 through 1973-74 seasons)*

# Knights in the NBA



Jermaine Taylor



Tacko Fall



Mark Jones

## All-Time NBA/G-League Roster

Player (Years at UCF)	Organization(s)	Season(s)	GP
Chad Brown (2015-19)	Dallas Mavericks*	2019-20	0
	Texas Legends (G-League)	2019-20	42
A.J. Davis (2014-18)	Delware Blue Coats (G-League)	2018-19	2
	Stockton Kings (G-League)	2019-20	1
Aubrey Dawkins (2016-19)	New Orleans Pelicans*	2019-20	0
	Erie Bayhawks (G-League)	2019-20	37
	Ignite (G-League)	2022-23	8
Tacko Fall (2015-19)	<b>Boston Celtics</b>	<b>2019-21</b>	<b>26</b>
	Maine Red Claws (G-League)	2019-20	29
	<b>Cleveland Cavaliers</b>	<b>2021-22</b>	<b>11</b>
	Cleveland Charge (G-League)	2021-22	26
	<b>Utah Jazz</b>	<b>2023-present</b>	<b>TBD</b>
Taylor Hendricks (2022-23)	<b>Orlando Magic</b>	<b>2004-05</b>	<b>10</b>
Mark Jones (1997-98)	Canton Charge (D-League)	2014-15	4
Tristan Spurlock (2010-14)	Delware 87ers (D-League)	2015-16	0
	Los Angeles Clippers*	2019-20	0
B.J. Taylor (2014-19)	Agua Caliente Clippers (G-League)	2021-22	0
	Cleveland Charge (G-League)	2021-22	0
	Salt Lake City Stars (G-League)	2021-22	2
Jermaine Taylor (2005-09)	<b>Houston Rockets</b>	<b>2009-10</b>	<b>39</b>
	<b>Sacramento Kings</b>	<b>2010-11</b>	<b>26</b>
	Rio Grande Valley (D-League)	2009-10, 2011-12	22
	Maine Red Claws (D-League)	2013-15	32
	Idaho Stampede/Salt Lake City Stars (D-/G-League)*	2014-15, 2016-18	17/64
Matt Williams (2012-17)	<b>Miami Heat</b>	<b>2017-18</b>	<b>3</b>
	Sioux Falls Skyforce (G-League)	2017-18	43

\* - Signed Exhibit 10 contract, but did not play for team  
 \* - Idaho Stampede franchise renamed to Salt Lake City Stars to begin 2016 season  
 Bold indicates playing a game for an NBA franchise  
 NBA D-League rebranded to NBA G-League for the 2017-18 season  
 All-Time NBA/G-League Roster updated following 2023 NBA Draft



Matt Williams

## Draft History

NBA Draft				
Name	Year	Rd.	Pick	Team
Taylor Hendricks	2023	1	9	Utah
Jermaine Taylor	2009	2	32	Washington
Bennie Shaw	1976	9	146	Milwaukee

NBA D-League/G-League Draft				
Name	Year	Rd.	Pick	Team
B.J. Taylor	2021	1	16	Cleveland
Tristan Spurlock	2014	2	29	Canton
Dave Noel	2008	8	56	Reno
Dexter Lyons	2006	3	24	Idaho

CBA Draft				
Name	Year	Rd.	Pick	Team
Brad Traina	1999	9	78	Grand Rapids
Mark Jones	1998	4	35	Fort Wayne
Ken Leeks	1992	4	51	Quad City



Taylor Hendricks



**5**  
 NBA players  
**115**  
 NBA games played  
 and counting





# Knights in the Pros

## Marcus Avant

Selcuk Univ. (Turkey)	2005
Pennsylvania (USBL)	2006
Worthing (England)	2007
Gwinnett (WBA)	2008

## Nick Banyard

Aomori Watts (Japan)	2017-18
Rayos de Hermosillo (Mexico)	2018
North-West Thunder (Australia)	2018-19
Ovarense Basquetbol (Portugal)	2019-20
GfE Maille Matrix (D.R.)	2021
KB Rahoveci (Kosovo)	2021-22
Anorthosis Ammochostou (Greece)	2022-present

## Mike Battle

Barreteros de Zacatecas (Mexico)	2012-13
Universidad de Managua (Nicaragua)	2013
Heartland (ABL)	2013

## Stanley Billings

Bravos de Piedras Negras (Mexico)	2008
-----------------------------------	------

## Staphon Blair

Aalstar (Belgium)	2016-17
KK Ibar Rozaje (Montenegro)	2017
Bosna-Royal (Bosnia)	2017
Sencur (Slovenia)	2018
Ililabum Clube (Portugal)	2018-19
Blackwater Elite (Philippines)	2019
Fukushima (Japan)	2019-20
Angers (France)	2020-21
A.C.E. League (Orlando)	2021
Al Sulaiyikhat (Kuwait)	2021-22
Diablos de Miranda (Venezuela)	2022
Toros de Aragua (Venezuela)	2022
Al Alhy Benghazi (Libya)	2022
Al Sulaiyikhat (Kuwait)	2022
Panteras de Miranda (Venezuela)	2023-present

## Chad Brown

Dallas Mavericks (NBA)	2019-20
Texas Legends (NBA G-League)	2019-20
Charilaos (Greece)	2020
Guelph Nighthawks (Canada)	2021
Peristeri (Greece)	2021-22
Merkezefendi Belediyesi Denizli (Turkey)	2022
Hapoel Gilboa Galil (Israel)	2022-23
Uralmash Yekaterinburg (Russia)	2023-present

## Keith Clanton

Anwil (Poland)	2013-14
Seoul Samsung (S. Korea)	2014-15
Leones De Ponce (Puerto Rico)	2015
Hapoel Be'er Sheva (Israel)	2015-16
PAOK (Greece)	2016-17
Lukoil Academic (Bulgaria)	2017-18
Levski Sofia (Bulgaria)	2018
Rethymno Cretan Kings (Greece)	2018-19
Steaua Bucuresti (Romania)	2019-20
Yamagata (Japan)	2020-21
Dinamo Bucuresti (Romania)	2021-22
Lions de Geneve (Switzerland)	2022-23
Spinelli Massagno (Switzerland)	2023-present

## Inyo Cue

Plymouth (England)	2002-03
--------------------	---------

## AJ Davis

KB Sigal Prishtina (Kosovo)	2018
Brisbane Bullets (Australia)	2019
Delaware Blue Coats (NBA G-League)	2019
Stockton Kings (NBA G-League)	2019
Reales de La Vega (Dominican Republic)	2019-20
BC Lulea (Sweden)	2020
Charilaos Trikoupi (Greece)	2020-21
Mauricio Baez (D.R.)	2020-21
Nuernberg Falcons BC (Germany)	2021-22
Niagara River Lions (Canada)	2021-22
Apollon Patras (Greece)	2022-23
Niagra River Lions (Canada)	2023-present

## Shaheed Davis

Sheffield Sharks (England)	2016
Al Niff (Iraq)	2016-17
Academic Plovdiv (Bulgaria)	2017
KK Fenix Industries (Macedonia)	2017
Cherkasy (Ukraine)	2017-18
Pallacanestro Cantu (Italy)	2018-19
Fukushima Firebonds (Japan)	2019-20
Kumamoto Volters (Japan)	2020-21
Hapoel Eilat (Israel)	2021
Alba Fehervar (Hungary)	2021-22
Lavrio (Greece)	2022
Tainan TSG GhostHawks (Taiwan)	2022-23
Anorthosis Ammohostou (Cyprus/Asia)	2023-pres.

## Aubrey Dawkins

New Orleans Pelicans (NBA)	2019-20
Erie Bayhawks (NBA G-League)	2019-20
BG Goettingen (Germany)	2020-21
Turk Telekom Ankara (Turkey)	2021-22
Ignite (NBA G-League)	2022-23
Fruiti Extra Bursaspor (Turkey)	2022-23
SC Derby (Montenegro)	2023-present

## Ed Dotson

Snaefell (Iceland)	2003-04
Korihait (Finland)	2004-05
Woon Aris (Holland)	2005-06
Oliveirense (Portugal)	2006
Quefuz (Portugal)	2007
Trujillo (Spain)	2008

## Tank Eflanyai

Bipa Basket Odessa (Ukraine)	2017-18
BC Balkan (Bulgaria)	2018-19
KK Gostivar (Macedonia)	2019
Puente Alto (Puerto Rico)	2019-20
Obera (Argentina)	2020-2021
Club Urunday (Uruguay)	2021-23
Guaiqueries (Venezuela)	2023
Plateros (Mexico)	2023-present

## Tacko Fall

Boston Celtics (NBA)	2019-2021
Maine Red Claws (NBA G-League)	2019-2020
Cleveland Cavaliers (NBA)	2021-22
Cleveland Charge (NBA G-League)	2021-22
Xinjiang Flying Tigers (China)	2022-23
Nanjing Tongxi Monkey Kings (China)	2023-present

## P.J. Gaynor

West Palm Beach (ABL)	2012-13
-----------------------	---------

## Dayon Griffin

KB Feronekeli (Kosovo)	2019-20
Hydro Truck (Poland)	2020-2021
Ternopil-Tneu (Ukraine)	2021-22
Kaposvari (Hungary)	2022
Szolnok (Hungary)	2022-23
Wuerzburg (Germany)	2022-23
Sopron KC (Hungary)	2023-present

## Taylor Hendricks

Utah Jazz (NBA)	2023-present
-----------------	--------------

## Gary Johnson

UCC Demons (Ireland)	2005-06
Bochum (Germany)	2006-07
Dortmund (Germany)	2007-08
Herten (Germany)	2008-09
Chemnitz (Germany)	2009-12
Dusseldorf (Germany)	2012-13
Gotha (Germany)	2013-14
Wohnbau (Germany)	2014-16
Bochum (Germany)	2016-17

## Mark Jones

Morges (Switzerland)	1999-00
Florida (USBL)	2000
Idaho (CBA)	2000
Bourg-en-Breese (France)	2000-01
Barangay Ginebra (Philippines)	2001
Chalon (France)	2001-02
Great Lakes (CBA)	2004-05
Orlando Magic (NBA)	2005
BC Kyiv (Ukraine)	2005-06
Colorado (NBA D-League)	2007

## C.J. Kelly

Monferrato (Italy)	2023-present
--------------------	--------------

## Ken Leeks

Racing Avellaneda (Argentina)	1996-97
Red Wolves (Japan)	1997-98
Guiqueries de Margarita (Venezuela)	1998
Tadamon (Lebanon)	1998-99
Osorno (Chile)	1999-00
Carolina (Puerto Rico)	2000
CAB Madeira (Portugal)	2000-01
Gimnasia Indalo (Argentina)	2001-02
Shakhter Irkutsk (Russia)	2002
Leneros de Los Mina (Dominican)	2002
San Lazaro (Dominican Republic)	2003
CAB Madeira (Portugal)	2003-04
Deportes Castro (Chile)	2004
Rosalía de Castro (Spain)	2004-05
Provincial Osorno (Chile)	2005-07

## Dexter Lyons

Almere (Holland)	2004-05
Darussafaka (Turkey)	2005-06
Basket Esch (Luxembourg)	2007
San Lazaro (Dominican Republic)	2007
Illescas (Spain)	2007-08
Alcazar (Spain)	2009-11
St. Vallier (France)	2011
Miyazaki SS (Japan)	2011-12
Takamatsu FA (Japan)	2012-15

## Dwight McCombs

West Palm Beach (ABL)	2012-13
London Lightning (Canada)	2013-14
Mississauga Power (Canada)	2013-14
San Isidro (Argentina)	2014-15
Cuxhaven (Germany)	2015-16
Juvenil (Ecuador)	2016
CDE Talca (Chile)	2016-17
Soles de Santo Domingo (Dominican Rep.)	2017
Sol de America Asuncion (Paraguay)	2017

## Matt Milon

Starwings (Switzerland)	2020-21
CS Phoenix Galati (Romania)	2021-22
Fribourg Olympic (Sweden)	2022-present

## Roberto Morentin

Etosa (Spain)	2004-05
Gijon (Spain)	2005-06
Grupo Capitol (Spain)	2006-07
Leche Rio (Spain)	2007-08
Melilla (Spain)	2009-10
C.B. Murcia (Spain)	2010-11
Menorca (Spain)	2011-12
Caceres (Spain)	2012-13
Ourense (Spain)	2013-14
Bordeaux (France)	2014-15
Dax-Gamarde (France)	2015-17

## Calvin Newell

Mornar Bar (Montenegro)	2014
-------------------------	------

## Dave Noel

Reno (NBA D-League)	2008-10
Dinamo Tbilisi (Georgia)	2011
Bayerluth (Germany)	2012
Apollon (Cyprus)	2012

# Knights in the Pros

## Lavell Payne

CSKA (Bulgaria)	2007-08
Pardubice (Czech Republic)	2008-09
Lievin (France)	2009-10
Moutahed (Lebanon)	2010-11
Osaka Evessa (Japan)	2011-12
Moscow (Russia)	2012-13
Reales De La Vega (Dominican)	2013
Cupes de Los Pepines (Dominican Rep.)	2014
Indios de San Francisco (Dominican Rep.)	2015
Centaurus de Chihuahua (Mexico)	2016-17
Caneros LR (Dominican Rep.)	2017
Baldwin Braves (Antigua)	2017-18

## Josh Peppers

Fukuoka (Japan)	2007-08
Sendai (Japan)	2008-10
Shiga (Japan)	2010-11
Shiga L-Stars (Japan)	2011-12
Iwate Big Bulls (Japan)	2013-14
Fukuoka (Japan)	2012-13, 2014-18
Otsuka Alphas (Japan)	2018-19
Toyama Grouses (Japan)	2019-20
Sendai 89ers (Japan)	2020-2021
Aisin AW Areions Anjo (Japan)	2021

## Howard Porter

Brevard (USBL)	2000
----------------	------

## Paul Reed

Kolejiler Ankara (Turkey)	2002-03
Bremerhaven (Germany)	2003-04
Czarni Slupsk (Poland)	2004
Orleans (France)	2004-05

## Chuck Roberts

Florida (USBL)	2000
Lanus (Argentina)	2001-03

## A.J. Rompza

Panteras (Venezuela)	2014
----------------------	------

## Victor Saxton

Rome (Ga.) (SEBL)	2001-05
Grafton (Australia)	2002

## Tristan Spurlock

Canton Charge (NBA D-League)	2014
Delaware 87ers (NBA D-League)	2015
Alba Fehervard (Hungary)	2015-16
Rayos de Hermosillo (Mexico)	2016-17
Quimsa (Argentina)	2017
Byblos Sporting Club (Lebanon)	2017-18
Gimnasia-Indalo (Argentina)	2018-19
Aguacateros Michoacan (Mexico)	2019-21
Defensor (Uruguay)	2021-22

## D'Quarius Stewart

Grand Rapids (CBA)	2000-01
Jugendoo (Germany)	2001-02
Nike Elite Tour (United States)	2002-03
Arena (Jordan)	2003-04
Coras de Tepic (Mexico)	2004
Harlem (ABA)	2004-06
Cimarrones (Mexico)	2006

## Ochiel Swaby

Sioux Falls (CBA)	1996-97
Miami (USBL)	1995
Florida (USBL)	1996
PoliSportiva Dinamo Sassari (Italy)	1997-98
Idaho (CBA)	1997-98
Nantes Atlantique (France)	1998-99
Trenton (IBL)	1999-00
Atomics Bruxelles (Belgium)	2000-01

## Isaiah Sykes

La Fortezzi Recanati (Italy)	2014-15
Maccabi (Israel)	2015-16
Hanau (Germany)	2016-17
Al Kahraba (Iraq)	2017-18
Al Moutahed Tripoli (Lebanon)	2018-19
Windsor Express (Canada)	2020
Al Sulaybiqat (Kuwait)	2021
Leones de Santo Domingo (D.R.)	2021-22

## B.J. Taylor

Los Angeles Clippers (NBA)	2019-20
Agua Caliente Clippers (NBA G-League)	2019-20
VFL Sparkassen Stars Bochum (Germany)	2021
Cleveland Charge (NBA G-League)	2021-22
Salt Lake City Stars (NBA G-League)	2021-22

## Jermaine Taylor

Houston Rockets (NBA)	2009-10
Sacramento Kings (NBA)	2010-11
Rio Grande Valley (NBA D-League)	2012
Lagun Aro (Spain)	2012
Hapoel Tel-Aviv (Israel)	2013
Shanxi (China)	2013
Maine (NBA D-League)	2013-15
Idaho (NBA D-League)	2015
Canterbury (New Zealand)	2015
Salt Lake City (NBA D-League)	2016-18
Ball Hogs (Big 3)	2018-19

## Brad Traina

Tampa Bay (USBL)	1999
Benetton Treviso (Italy)	1999-00
Scavolini Pesaro (Italy)	2000-02
Telekom Baskets Bonn (Germany)	2002-03
Roseto (Italy)	2003-04
Unelco (Spain)	2004-05
Upea Capo (Italy)	2005
Apollon (Greece)	2010

## Daiquan Walker

Etha (Cyprus)	2016-17
BK Pardubice (Czech Republic)	2017-18

## Anthony Williams

Tromso (Norway)	2006-08
Valdemoro Sligo (Spain)	2008-09
Tromso (Norway)	2009-10

## Matt Williams

Miami Heat (NBA)	2017-18
Sioux Falls Skyforce (NBA G-League)	2017-18
KTP Basket (Finland)	2018-19
Kymi (Greece)	2019
Donar (Netherlands)	2019-20
Caribbean Storm (Colombia)	2020
GfK Gliwice (Poland)	2021
Lavro (Greece)	2021-22
Supersónicos de Miranda (Venezuela)	2022

## Kenrick Zondervan

ESTIA Egaleo (Greece)	2009-10
Maurienne (France)	2010
St. Chamond (France)	2010-11
Zwolle (Holland)	2011-16

