



KNIGHTS

MEN'S BASKETBALL



GAME 2 | FRIDAY, NOVEMBER 10, 2023 | 7 P.M.

1-0 OVERALL	0-0 BIG 12	66 2022-23 NET RANKING	#13	1-0 OVERALL	0-0 ACC	21 2022-23 NET RANKING
Johnny Dawkins HEAD COACH / DUKE, 1986	132-87 AT UCF, 8TH SEASON	288-202 OVERALL, 16TH SEASON	at	Jim Larranaga HEAD COACH / PROVIDENCE, 1971	256-149 AT MIAMI, 13TH SEASON	726-483 OVERALL, 40TH SEASON
UCF KNIGHTS ESPN BPI - 47 KenPom - 66			Coral Gables, Fla. Watsco Center (8,000)	MIAMI HURRICANES ESPN BPI - 40 KenPom - 43		

SCHEDULE & RESULTS

Overall Record: 1-0

Big 12 Conference: 0-0 | Non-Conference: 1-0
Home: 1-0 | Away: 0-0 | Neutral: 0-0

Nov. 6	FIU	ESPN+	W, 85-62
Nov. 10	at #13 Miami	ACCNX	7 p.m.
Nov. 16	Cal St. Fullerton	ESPN+	7 p.m.
Nov. 19	vs. South Dakota State*	TBD	8 p.m.
Nov. 20	vs. Charlotte/George Mason*	TBD	6/8:30 p.m.
Nov. 26	Stetson	ESPN+	4 p.m.
Dec. 2	Lipscomb	ESPN+	4 p.m.
Dec. 6	Jacksonville	ESPN+	7 p.m.
Dec. 10	Ole Miss	ESPN+	4 p.m.
Dec. 18	Maine	ESPN+	7 p.m.
Dec. 21	Florida A&M	ESPN+	7 p.m.
Dec. 29	Bethune-Cookman	ESPN+	7 p.m.
Jan. 6	at Kansas State*	ESPN2/ESPN	6 p.m.
Jan. 10	Kansas*	ESPN+	7 p.m.
Jan. 13	BYU*	ESPN+	4 p.m.
Jan. 17	at Texas*	Longhorn Network	8 p.m.
Jan. 20	at Houston*	ESPN+	2 p.m.
Jan. 23	West Virginia*	ESPN+	7 p.m.
Jan. 27	at Cincinnati*	ESPN+	7 p.m.
Jan. 31	Baylor*	ESPN+	7 p.m.
Feb. 3	Oklahoma*	ESPN+	4 p.m.
Feb. 10	at Texas Tech*	ESPN+	4 p.m.
Feb. 13	at BYU*	ESPN+	9 p.m.
Feb. 17	Cincinnati*	ESPN+	4 p.m.
Feb. 20	at West Virginia*	ESPN2/ESPN	7 p.m.
Feb. 24	Texas Tech*	ESPN+	4 p.m.
Feb. 28	at Oklahoma State*	ESPN+	8 p.m.
Mar. 2	Iowa State*	ESPN+	4 p.m.
Mar. 6	Houston*	ESPN+	7 p.m.
Mar. 9	at TCU*	ESPN+	5 p.m.

* - Jacksonville Classic - hosted in St. Augustine, Fla.

* - Big 12 Conference contest

Home games are in bold

All times Eastern

SOCIAL KNIGHTS

- Twitter/X @UCF_MBB
- Instagram @UCF.MBB
- Facebook /UCFMensBasketball
- UCF Athletics (Twitter/X) @UCFKnights
- Hashtags #ChargeOn
- Website www.ucfknights.com

BROADCAST INFORMATION

Media	Channel	PxP	Analyst
TV	ACCNX	Kyle Sielaff	Jack McClinton
Radio	FM 96.9 The Game	Evan Weston	-

SERIES AT A GLANCE

Overall	Miami leads 9-3
In Coral Gables	Miami leads 4-2
Last Meeting	Nov. 27, 2022; Miami won 66-64

UCFACTS - KNIGHT NOTES

HAVE A DAY, JAY!

- Junior guard Jaylin Sellers left a remarkable first impression on Knight Nation, posting 23 points in his UCF debut. He led the team in scoring and was tied for the team lead in rebounds as UCF beat FIU by 23 on opening night.
- UCF has now had a player score 23 points in back-to-back season openers, as Taylor Hendricks posted 23 through two overtimes on 11/7/22 against UNC-Asheville.
- Sellers' 23 points was just one shy of tying his career high, and it was the seventh 20+ point game of his career.

DJ, PLAY PASS IT AGAIN

- Junior guard Darius Johnson tallied four assists in UCF's season opening victory and is now at 199 career assists. He recorded 106 of those assists last season in 25 games played on the year.

LOCKDOWN DEFENSE

- The Knights defense impressed on opening night, generating 24 turnovers and 16 steals. The turnovers are the 14th highest in the nation early on in the campaign and were the most since forcing 24 turnovers at Memphis on 2/16/23. The 16 steals marked the first time the Knights recorded 16 steals since a bout at Cincinnati on 2/19/20.
- UCF's defense held the Panthers to just four points during the final four minutes of the first half and the first four minutes of the second half in the opening night victory.

NEW KIDS ON THE BLOCK MAKE AN IMMEDIATE IMPACT

- 10 of the 13 Knights who saw minutes against FIU were making their debut for UCF. The newcomers combined for 61 points, 12 assists, and 31 rebounds. Of the 10 who made their Knight debut, eight were not on the roster last season while the other two redshirted with the Black and Gold last season.

RUN IT BACK

- The Knights and Hurricanes have had a pair of highly entertaining contests over the last two meetings.
- Miami got the better of the Knights in the last matchup, winning 66-64. A year prior, the Black and Gold traveled down to Coral Gables and came away with a 95-89 victory on 11/13/21. Prior to that, UCF's last win over the Hurricanes was 11/21/13, when UCF won 63-58. The two sides have split the last six meetings, including the last five meetings going to the road team.

BEATING FLORIDA FOES

- UCF has found success against in-state opponents under head coach Johnny Dawkins, going 23-8 since his arrival against teams from Florida. The Knights finished 3-3 against Florida foes last season with wins over Florida, Florida State and Stetson. UCF is 1-0 against Sunshine State opponents this year, beating FIU in the season opener.
- Arguably one of the bigger victories last season was UCF's 67-49 victory over Florida in Gainesville during the 2023 National Invitation Tournament, which was the first victory on the road against the Gators in program history. It was the first meeting between the two teams since 2012. The Knights were the only team to hold Florida below 50 points during 2022-23 while the 49 Gator points were the least they've scored at home since Jan. 13, 1962 when they beat Auburn 43-40.
- The Knights open the season with back-to-back in-state opponents, hosting FIU and traveling to No. 13 Miami. In total, UCF will face six teams from the state of Florida this season.
- The Black and Gold have already beat Florida, Florida State, Miami, Stetson, South Florida, Jacksonville and Bethune-Cookman under Johnny Dawkins' remarkable run through the state. FIU was added to that list this season.

LAST GAME'S STARTING FIVE

	3 Darius Johnson	GP-GS	Pts.	Reb.	Ast.	FG%	3P%	FT%
JR-G	Is one assist away from 200 in his career, had four in opener	1-1	15.0	4.0	4.0	.417	.375	.500
	24 Jaylin Sellers	GP-GS	Pts.	Reb.	Ast.	FG%	3P%	FT%
JR-G	Led UCF in scoring in opener with 23 points on 8-15 shooting	1-1	23.0	6.0	2.0	.533	.250	.857
	2 Shemarri Allen	GP-GS	Pts.	Reb.	Ast.	FG%	3P%	FT%
SR-F	Led UCF in assists, tied for lead in steals (3) on opening night	1-1	8.0	5.0	5.0	.429	.000	.667
	12 DeMarr Langford Jr.	GP-GS	Pts.	Reb.	Ast.	FG%	3P%	FT%
SR-F	Was +31 on the floor on opening night, highest of UCF by 10	1-1	5.0	1.0	3.0	.500	-	.250
	5 Omar Payne	GP-GS	Pts.	Reb.	Ast.	FG%	3P%	FT%
SR-F	Tied for the team lead in rebounds in game one with six	1-1	4.0	6.0	0.0	.500	-	1.000



UCF, NOT CENTRAL FLORIDA

A warm Sunshine State hello to all our new conference-mates in the Big 12 and to others we may not have crossed paths with before. The 2023-24 season is our first in our new conference, and we'd like to make sure we are referred to correctly on all accounts.

Please refer to the University of Central Florida as UCF, not Central Florida, on all references. Also, it is not "Golden Knights," instead, we are simply known as the "Knights."

TEAM COMPARISON

Big 12	Nat'l	Value	Stat Category	Value	Nat'l	ACC
7	117	85.0	Points per Game	101.0	31	1
9	122	62.0	Scoring Defense	60.0	104	7
9	107	23.0	Scoring Margin	41.0	41	3
5	99	50.0	Field Goal %	54.2	52	4
8	111	36.2	Opponent Field Goal %	33.8	67	3
10	222	29.2	3-Point %	42.9	56	3
10	183	7.0	3-Point Makes per Game	12.0	31	4
7	68	22.2	Opponent 3-Point %	30.0	165	9
10	150	69.6	Free Throw %	64.7	212	9
7	136	7.0	Rebound Margin	12.0	83	5
6	117	16.0	Assists per Game	23.0	18	2
13	303	18.0	Turnovers per Game	9.0	45	3
2	14	24.00	Turnovers Forced per Game	16.00	98	3
10	229	0.89	Assist-to-Turnover Ratio	2.56	20	2
1	7	16	Steals per Game	10.0	65	1
5	88	5.0	Blocks per Game	7.0	35	2

bold & italic indicates top 50 national ranking updated to include all games through Nov. 8

RECORD BY STARTING LINEUP

GUARD	GUARD	GUARD/FWD	FORWARD	FORWARD	RECORD/PPG
Johnson	Sellers	Allen	Langford Jr.	Payne	1-0 / 85.0

CONSECUTIVE STARTS FOR UCF

Player	Current	UCF Career
Darius Johnson	16	16
C.J. Walker	0	13
Shemarri Allen	1	1
Omar Payne	1	1
DeMarr Langford Jr.	1	1
Jaylin Sellers	1	1

SERIES INFORMATION

Total Meetings	12
Series	Miami leads 9-3
in Orlando / Coral Gables / Neutral	0-5 / 2-4 / 1-0
Last Meeting	Nov. 27, 2022; Miami wins 66-64 in Orlando
Last UCF Win	Nov. 13, 2021; UCF wins 95-89 in Coral Gables
Last Home Win	N/A
Last Road Win	Nov. 13, 2021; 95-89
Last Neutral Win	Dec. 10, 2010; 84-78
Last Loss	Nov. 27, 2022; 66-64 in Orlando
Last Home Loss	Nov. 27, 2022; 66-64
Last Road Loss	Dec. 9, 2000; 83-72
Last Neutral Loss	N/A
Largest Margin of Victory	6; twice, last on Nov. 13, 2021; 95-89
Largest Margin of Defeat	27; Nov. 19, 1999; 81-54
Streak	Miami, W1; UCF and Miami have split last 6 meetings

Date	Previous 10 Meetings		Result
	H/A/N	W/L	
Nov. 27, 2022	H	L	66-64
Nov. 13, 2021	A	W	95-89
Nov. 12, 2019	H	L	79-70
Nov. 21, 2013	A	W	63-58
Dec. 18, 2012	H	L	72-50
Dec. 18, 2010*	N	W	84-78
Dec. 27, 2002	H	L	62-51
Dec. 9, 2000	A	L	83-72
Nov. 19, 1999	H	L	81-54
Dec. 11, 1998	A	L	66-56

* - win vacated by NCAA

UCFACTS - KNIGHT NOTES (CONT.)

RANKED MATCHUPS ARE COMING

- UCF had 20% of the AP Poll's Preseason Top 25 on the schedule in 2023-24 as the Knights will match up with five preseason ranked teams and an additional two who are receiving votes.
- UCF's opposition begin the year in the AP poll as follows: No. 1 Kansas, No. 7 Houston, No. 13 Miami, No. 18 Texas and No. 20 Baylor. TCU and Kansas State begin the year receiving votes. Additionally, Iowa State is receiving votes in the Coaches Poll.
- Of the ranked opponents, UCF will have to face Houston twice, while all other matchups will occur just once.
- As it stands prior to opening night, UCF is set to play six games against ranked opponents, which would be the most since the 2017-18 season when the Knights played against a ranked foe in seven games. The following year, 2018-19, saw UCF make its first NCAA Tournament under Johnny Dawkins while playing a total of five nationally ranked opponents.
- UCF is in search of its first ranked win since 12/19/20 when the Knights visited No. 15 Florida State and came away with a 86-74 victory. The Black and Gold have been edged in seven straight meetings with ranked foes.

A SUMMER TO REMEMBER

- There were many memorable moments for UCF over the summer. The program had its first lottery pick at the NBA Draft, officially moved to the Big 12 Conference, took a 10-day trip to Italy and saw head coach Johnny Dawkins enshrined in the National Collegiate Basketball Hall of Fame.
- **June 22** - Taylor Hendricks became UCF's first lottery pick and first rounder, going ninth overall to the Utah Jazz in the 2023 NBA Draft. He became the Knights' fifth former student-athlete to play in the NBA when he participated in Utah's seasons opener against Sacramento. Hendricks was also UCF's first one-and-done.
- **July 1** - UCF officially became a part of the Big 12 after spending 10 seasons in the American Athletic Conference. Before that, the Knights were a part of Conference USA (2005-13), Atlantic Sun (1993-05), Sun Belt (1991-92) and American South (1990-91) in their Division I era. UCF won all four of its conference titles in the Atlantic Sun. A full breakdown of UCF's conference affiliation can be found on page three.
- **Aug. 6-16** - UCF took a tour of Italy, playing four games over the course of the 10-day trip and winning all four, giving a squad with 10 newcomers and 17 total student-athletes time to gel on and off the court.
- **Aug. 30** - UCF head coach Johnny Dawkins is enshrined in the National Collegiate Basketball Hall of Fame for his days as a player at Duke. He was inducted alongside his legendary coach, Mike Krzyzewski. Dawkins played for the Blue Devils from 1982-83 through 1985-86, earning consensus All-America honors twice and was named the 1986 Naismith National Player of the Year and was named All-American as a freshman in 1983. Dawkins later went on to coach with "Coach K" for 10 seasons, winning a national championship in the process.

NEW KNIGHTS

- UCF has a total of 10 newcomers on this year's roster. Of the newcomers, four are fifth-year players, two are seniors, one is a junior and three are freshmen. UCF's newcomers for the 2023-24 season that played collegiately during 2022-23 combined for 56.5 points per game.
- Shemarri Allen, a transfer from UMKC, was named to the All-Summit League Second Team and All-Defensive Team last season, all while scoring 17 points per game. Jaylin Sellers was named All-MAC Third Team at Ball State last year, scoring 13.5 points per game and shooting 45% from three-point land.
- Freshmen Mintautas Mockus and Nils Machowski come to UCF after playing basketball in Lithuania and Germany, respectively, while rookie Comeh Emuobor was a consensus top 200 recruit entering the college scene.
- Other transfers rostered are Omar Payne (transferred in from Jacksonville), Ibrahim Diallo (San Jose State), DeMarr Langford Jr. (Boston College), Marchelus Avery (New Mexico State) and Antwann Jones, who was inactive last season.

KNIGHTS WORLDWIDE

- UCF is one of seven teams in NCAA Division I that have six or more countries represented on the 2023-24 roster.
- Outside of the 12 players on the roster from the United States, the Knights have a player each from Lithuania, Senegal, Thailand, Germany and Guinea. Overall, four continents are represented on this year's squad (North America, 12; Africa, 2; Europe, 2; Asia, 1)
- Arizona, Hawaii and Portland lead the nation with the most diverse rosters, having eight countries represented. UCLA and Sacramento State have seven while Campbell and UCF each have six.
- Of the seven teams with six or more countries represented, the country most represented on a single team outside the United States was Australia, which had four players represented on Sacramento State.

DOMINANT DEFENSE

- UCF teams under Dawkins have been outstanding defensively, finishing ranked in the top 50 nationally in scoring defense in four of his seven seasons, including two top 10 finishes.
- Last season, UCF was ranked top 50 in multiple defensive categories, ranking 29th in opponent three-point percentage (30.7%), 38th in turnovers forced per game (14.82) and 47th in scoring defense (65.5).
- The Knights held opponents to 60 points or less in five straight contests at one point during the 2022-23 season. It was a historic streak, marking the first time in Dawkins' 15-year coaching career that any of his teams had accomplished the feat. Prior to the Black and Gold's historic streak, the last time UCF had accomplished the feat of holding teams to under 60 points in five straight games was during 2003-04, which was part of a 14-game winning streak that helped fuel an NCAA Tournament run.

A FAMILIAR FACE IN A FAMILIAR PLACE

- UCF assistant coach Kevin Norris hails from Miami, a four-year point guard who played for the Hurricanes from 1994-98.
- He remains the program's all-time leader in steals with 208 and in consecutive starts with 108. Norris is second in Miami's history with 493 assists. He was a member of the 1994-95 Big East All Rookie Team and was the only player to lead the Hurricanes in assists in four consecutive years.

STAYING IN THE SUNSHINE STATE

- For the first time in program history, the Knights won't leave the state of Florida during their non-conference schedule.
- UCF will leave home just twice in the 2023-24 non-conference slate, visiting No. 13 Miami on Nov. 10 and taking part in the Jacksonville Classic in St. Augustine, Florida, where they'll face South Dakota State and either Charlotte or George Mason.
- The Knights have a total of nine home contests in the non-conference schedule, hosting five teams from in-state.

PROTECTING HOME COURT

- UCF has made a habit of protecting Addition Financial Arena under head coach Johnny Dawkins, going 83-27 at home.
- Dawkins has won seven of eight season opening night contests, stringing together six consecutive to begin his Knights career. UCF is now 7-1 in home openers under Dawkins after the FIU win this year.
- The Knights are 12-2 in home openers played inside Addition Financial Arena and 25-12 in home openers in the DI era.
- The 23-point victory over FIU was the second-highest margin of victory, just one point shy of the Knights' 80-56 win over Nicholls in 2016.

QUICK FACTS

UCF INFORMATION

Location	Orlando, Fla.
Founded	1963
Enrollment	68,000+
Nickname	Knights
Colors	Black and Gold
Conference	Big 12 Conference
University President	Alexander Cartwright
Director of Athletics	Terry Mohajir
Athletics Phone	(407) 823-2261
Ticket Office Phone	(407) 823-1000

ADDITION FINANCIAL ARENA

Capacity	10,000
Year Opened	Fall 2007
Press Row Phone	(954) 531-4322

BASKETBALL HISTORY

First Year of Basketball	1969-70 (55th season)
First Year in Division I	1984-85 (40th season)
First Year in Big 12	2023-24 (1st season)
All-Time Record	828-675/881-675*
NCAA Tournaments/Last	Five/2019

* 2008-09 (17-14), 2009-10 (15-17), 2010-11 (21-12) victories vacated due to NCAA sanctions

2023-24 TEAM INFORMATION

2022-23 Record	19-15
Conference Record/Finish	8-10/7th
Home Record	11-6
Road Record	5-7
Neutral Record	3-2
Conference Tournament	Quarterfinals
Postseason	NIT Second Round
Starters Returning/Lost	1/4
Total Returning/Lost	7/9
Newcomers	10

STRATEGIC COMMUNICATIONS

Primary Contact	Ken Landis
Cell Phone	(954) 531-4322
Email	klendis@athletics.ucf.edu
Secondary Contact	Ryan Ladika
Mailing Address	Roth Athletics Center 4192 North Orion Blvd. Orlando, FL 32816 www.UCFKnights.com
Website	@UCF_MBB
Twitter	UCF.MBB
Instagram	/UCFMensBasketball
Facebook	

CONFERENCE AFFILIATION HISTORY

	Independent 1984-90		Atlantic Sun 1993-05
	American South 1990-91		Conference USA 2005-13
	Sun Belt 1991-92		American Athletic 2013-23
	Independent 1992-93		Big 12 2023-present

UCFACTS - KNIGHT NOTES (CONT.)

BRACKETOLOGY

• The Knights will face nine teams that made the 2022-23 NCAA Tournament with seven of the nine winning at least one tournament game. They are Miami (Final Four), Kansas State (Elite Eight), Texas (Elite Eight), Houston (Sweet 16), Kansas (Second Round), Baylor (Second Round), TCU (Second Round), West Virginia (First Round) and Iowa State (First Round).
 • According to ESPN's Joe Lunardi's offseason 2024 NCAA Tournament Bracketology (published on Oct. 10), 10 teams on UCF's schedule are projected to make The Big Dance. They are Kansas (top overall seed), Houston (2-seed), Texas (3-seed), Baylor (5-seed), TCU (7-seed), Miami (8-seed), Iowa State (9-seed), West Virginia (9-seed), Kansas State (11-seed, last four bye), Texas Tech (11-seed, last team in) and South Dakota State (16-seed).

LEAGUED HIM!

• Taylor Hendricks became UCF's first lottery pick and first round selection, getting drafted by the Utah Jazz with the ninth pick in the 2023 NBA Draft.
 • Hendricks became the third Knight selected in the NBA Draft and second in the modern era, joining Jermaine Taylor (2009, Round 2, Pick 32) and Bennie Shaw (1976, Round 9, Pick 146). Hendricks became the fifth Knight to ever play in the NBA, joining Taylor (Houston, Sacramento), Tacko Fall (Boston, Cleveland), Mark Jones (Orlando) and Matt Williams (Miami).
 • The Big 12 Conference has 57 players on NBA rosters as of the beginning of the 2023-24 season. UCF is one of 12 teams in the conference to have at least one player represented on an NBA roster. Hendricks is joined on the Jazz by four other alumni from Big 12 institutions; Keyonte George (Baylor), Talen Horton-Tucker (Iowa State), Ochai Agbaji (Kansas) and Udoka Azubuike (Kansas).
 • While at UCF, Hendricks shattered the American Athletic Conference record for most rookie of the week honors won, tallying nine with the previous record being six. He was unanimously named to the league's all-freshman team and received a nod to the all-conference second team.
 • Hendricks led the team in scoring, averaging 15.1 points per game (515 total points) and also in rebounding, averaging 7.0 boards per contest (237 total rebounds, 80 offensive). He started all 34 of UCF's games, one of two Knights to do so on the 2022-23 roster and played 1,179 minutes, the second most in a single season in program history.
 • Hendricks was the only in the country to finish the season with 60+ three pointers, 55+ blocks and 35+ dunks.
 • When all was said and done, Hendricks had shattered UCF rookie records. He finished with the most single-season points (515), scoring average (15.1), rebounds (237), offensive rebounds (80), rebound average (7.0) field goal makes and attempts (184-for-385), free throw makes and attempts (86-for-110) and minutes (1,179), all tops of UCF's freshman leaderboards. He was second in blocks (59), fourth in steals (31) and three-point field-goals (61). He also finished 10th on UCF's all-time three-point percentage list.

UNLUCKY: THE MARGIN WAS SLIM

• The Knights had six losses decided by a single possession in 2022-23 and 12 decided by single digits in a year where UCF finished 19-15.
 • KenPom's rating system had UCF ranked fourth to last in its "luck rating" on Selection Sunday, meaning the Knights were among the unluckiest teams in the country. The Knights finished the year sixth to last in the category.
 • Three of UCF's single possession defeats came in the final six games of the regular season, with all three of those games seeing the opponent score the game-winning basket with 10 seconds or less; two of them were with less than a second left.
 • UCF's first four losses were decided by a total of five possessions. The outlier, a 13-point loss to South Florida, nearly totaled that of UCF's first five losses (19 total points).

DAWKINS ERA AT UCF

• Johnny Dawkins picked up career win No. 100 in the Knights' win over N.C. A&T on Dec. 11, 2022, becoming just the third coach in UCF history to reach the milestone. Dawkins is 132-87 since starting with the Knights in 2016, a win percentage of .603, the second best of any UCF coach (Torchy Clark, .754 from 1969-83).
 • He has the third-most wins of any UCF coach, trailing only Clark's 274 and Kirk Speraw's 247 from 1993-2010.
 • Dawkins is the fastest coach to earn 100 wins in program history in the Division I era, needing only 162 games to do so.
 • Dawkins had his squad off to a 4-0 start to begin the 2021-22 season, tying 2017-18 for his best start to a season at UCF.
 • Dawkins led UCF to its first NIT Final Four (2017), first at-large berth to the NCAA Tournament (2019) and first NCAA Tournament win (2019).
 • Prior to Dawkins' arrival at UCF, the program had won three games against ranked opponents from 1984-2016. Since Dawkins has taken over, the Knights have won five contests against ranked foes, bringing the program total to eight.
 • UCF had never won two games against ranked teams in a single season until the Knights did it in a span of five days, taking down No. 6 Houston and No. 19 Cincinnati late in 2018-19.

POSTSEASON PUSHES

• The Knights have made the postseason in three of Johnny Dawkins' seven years at the helm of the UCF program. It's an unprecedented stretch, the first of its kind in Knights history.
 • UCF experienced immediate postseason success by making the NIT in the first year under Dawkins' new leadership, reaching the NIT Semifinal in Madison Square Garden in 2016-17.
 • The Black and Gold returned to the NCAA Tournament for the first time since 2005 when they earned an at-large bid into the 2019 bracket as a No. 9 seed. Dawkins led the Knights to their first NCAA Tournament victory in program history, beating VCU 73-58 in the first round. The Black and Gold were narrowly defeated in the next round, falling to top-seeded Duke 77-76.
 • UCF returned to the postseason by making the NIT in 2022-23 and earning a first round victory over in-state foe Florida. The Knights were the only team to hold Florida below 50 points during 2022-23 while the 49 Gator points were the least they've scored at home since Jan. 13, 1962 when they beat Auburn 43-40. Taylor Hendricks led the way with 17 points and eight rebounds in the victory.
 • The Knights have been to five total NCAA DI Tournaments and three NITs, totaling eight postseason appearances.

CHECK OUT THE CHECK!

• UCF Athletics has renewed its contract with Nike. A new five-year deal keeps Nike as the official apparel and footwear provider of the Knights through the 2028-29 academic year.
 • UCF will continue to work directly with Nike as the official supplier of uniforms, equipment and apparel for UCF Athletics.
 • "As a Nike school since 2010, UCF has experienced tremendous growth with this partnership, and we will continue to elevate in the Big 12 Conference," says UCF vice president and director of athletics Terry Mohajir. "Nike has allowed us to innovate and enhance our brand among some of the best in the country. We look forward to our direct collaboration with our partners at Nike and their renewed commitment and belief in UCF Athletics."

BIG 12 CONFERENCE

UCFACTS - KNIGHT NOTES (CONT.)



Standings School	Big 12		Overall					Streak
	W-L	Pct.	W-L	Pct.	H	A	N	
Baylor	0-0	.000	1-0	1.000	0-0	0-0	1-0	W1
BYU	0-0	.000	1-0	1.000	1-0	0-0	0-0	W1
UCF	0-0	.000	1-0	1.000	1-0	0-0	0-0	W1
Cincinnati	0-0	.000	1-0	1.000	1-0	0-0	0-0	W1
Houston	0-0	.000	1-0	1.000	1-0	0-0	0-0	W1
Iowa State	0-0	.000	1-0	1.000	1-0	0-0	0-0	W1
Kansas	0-0	.000	1-0	1.000	1-0	0-0	0-0	W1
Oklahoma	0-0	.000	1-0	1.000	1-0	0-0	0-0	W1
TCU	0-0	.000	1-0	1.000	1-0	0-0	0-0	W1
Texas	0-0	.000	1-0	1.000	1-0	0-0	0-0	W1
Texas Tech	0-0	.000	1-0	1.000	1-0	0-0	0-0	W1
West Virginia	0-0	.000	1-0	1.000	1-0	0-0	0-0	W1
Kansas State	0-0	.000	0-1	.000	0-0	0-0	0-1	L1
Oklahoma State	0-0	.000	0-1	.000	0-1	0-0	0-0	L1

Preseason Coaches Poll

1. Kansas (12)	168
2. Houston (2)	153
3. Texas	143
4. Baylor	137
5. TCU	113
6. Kansas State	106
7. Iowa State	95
8. Texas Tech	80
9. West Virginia	70
10. Oklahoma State	57
11. Cincinnati	55
12. Oklahoma	54
13. BYU	29
14. UCF	14

Preseason Player of the Year

Hunter Dickinson, C, Sr., Kansas

Honorable Mention

Jalen Bridges, Baylor
Ray J Dennis, Baylor

Preseason Newcomer of the Year

Hunter Dickinson, C, Sr., Kansas

Ja'Kobe Walter, Baylor

Preseason Freshman of the Year

Ja'Kobe Walter, F, Baylor

Jamal Sheard, Houston
Kevin McCullar Jr., Kansas
Arthur Kaluma, Kansas State
Tylor Perry, Kansas State
Dylan Disu, Texas

Preseason All-Big 12 Team

L.J. Cryer, G, Sr., Houston
Hunter Dickinson, C, Sr., Kansas
Dejuan Harris Jr., G, Kansas
Emanuel Miller, F, Sr., TCU
Max Abmams, G, Gr., Texas

Tyrese Hunter, Texas
Dillon Mitchell, Texas
Jesse Edwards, West Virginia

listed alphabetically by school

Weekly Honors

Week *Player of the Week*

Rookie of the Week

- Week 1
- Week 2
- Week 3
- Week 4
- Week 5
- Week 6
- Week 7
- Week 8
- Week 9
- Week 10
- Week 11
- Week 12
- Week 13
- Week 14
- Week 15
- Week 16
- Week 17

UCF on the Honor Roll

Week *Player*

- -



POLLS & RANKINGS

AP POLL				COACHES POLL			
Preseason - Oct. 16				Preseason - Oct. 16			
Rk.	Team (1st Votes)	Record	Pts.	Rk.	Team (1st Votes)	Record	Pts.
1	Kansas (46)	0-0	1548	1	Kansas (23)	0-0	785
2	Duke (11)	0-0	1466	2	Purdue (5)	0-0	742
3	Purdue (3)	0-0	1436	3	Duke (3)	0-0	716
4	Michigan State (1)	0-0	1346	4	Michigan State	0-0	667
5	Marquette	0-0	1283	5	UConn (1)	0-0	626
6	UConn (2)	0-0	1243	6	Houston	0-0	615
7	Houston	0-0	1117	7	Marquette	0-0	614
8	Creighton	0-0	1099	8	Creighton	0-0	552
9	Tennessee	0-0	1032	9	Florida Atlantic	0-0	548
10	Florida Atlantic	0-0	1011	10	Tennessee	0-0	496
11	Gonzaga	0-0	830	11	Arizona	0-0	449
12	Arizona	0-0	776	12	Gonzaga	0-0	407
13	Miami (FL)	0-0	750	13	Miami	0-0	390
14	Arkansas	0-0	685	14	Arkansas	0-0	315
15	Texas A&M	0-0	597	15	San Diego State	0-0	277
16	Kentucky	0-0	530	16	Kentucky	0-0	261
17	San Diego State	0-0	529	17	Baylor	0-0	258
18	Texas	0-0	493	18	Texas	0-0	251
19	North Carolina	0-0	474	19	Texas A&M	0-0	231
20	Baylor	0-0	431	20	Villanova	0-0	217
21	USC	0-0	427	21	North Carolina	0-0	197
22	Villanova	0-0	395	22	USC	0-0	176
23	Saint Mary's	0-0	335	23	Saint Mary's	0-0	147
24	Alabama	0-0	163	24	Alabama	0-0	142
25	Illinois	0-0	104	25	UCLA	0-0	52

RECEIVING VOTES: Wisconsin 53, Colorado 49, UCLA 47, St. John's 47, Maryland 34, Virginia 27, Auburn 27, **TCU 24**, Mississippi St. 20, **Kansas St. 13**, Xavier 8, Memphis 7, Missouri 6, Boise St. 4, Indiana 3, Florida 2, Coll. of Charleston 2, New Mexico 1, Drake 1
* UCF opponents listed in bold italics.

RECEIVING VOTES: Illinois 45, Wisconsin 43, Maryland 29, **TCU 26**, Colorado 21, Xavier 17, Ohio State 16, St. John's 13, Virginia 13, **Kansas State 8**, Indiana 7, Washington 5, Florida 5, Auburn 5, Missouri 4, Oregon 3, Memphis 3, Mississippi State 2, **Iowa State 2**, Boise State 1, Yale 1

UCFACTS - KNIGHT NOTES (CONT.)

UCF WEEK-BY-WEEK

	AP	COACHES	NET	ESPN BPI	KENPOM	RECORD
Preseason	NR	NR	-	49	72	0-0
Week 2	-	-	-	-	-	-
Week 3	-	-	-	-	-	-
Week 4	-	-	-	-	-	-
Week 5	-	-	-	-	-	-
Week 6	-	-	-	-	-	-
Week 7	-	-	-	-	-	-
Week 8	-	-	-	-	-	-
Week 9	-	-	-	-	-	-
Week 10	-	-	-	-	-	-
Week 11	-	-	-	-	-	-
Week 12	-	-	-	-	-	-
Week 13	-	-	-	-	-	-
Week 14	-	-	-	-	-	-
Week 15	-	-	-	-	-	-
Week 16	-	-	-	-	-	-
Week 17	-	-	-	-	-	-
Week 18	-	-	-	-	-	-
Week 19	-	-	-	-	-	-
Final	-	-	-	-	-	-

All rankings are updated on Monday of each respective week

BIG 12 CONFERENCE TEAMS IN NATIONAL POLLS (2022-23)

Week	Baylor	BYU	UCF	Cincinnati	Houston	Iowa State	Kansas	Kansas State	Oklahoma	Okl. State	TCU	Texas	Texas Tech	West Virginia
Preseason	5/6	-	-	-	3/3	-/RV	5/5	-	-	-	14/16	12/12	25/24	-
Week 2	5/6	-	-	-	3/3	-	6/5	-	-	-	15/18	11/11	23/22	-
Week 3	7/7	-	-	-	2/2	-/RV	3/3	-	-	-	RV/RV	4/4	21/20	RV/RV
Week 4	6/10	-	-	-	1/1	23/23	6/9	RV/RV	RV/RV	-	RV/RV	2/2	RV/RV	RV/RV
Week 5	12/12	-	-	-	1/1	20/20	6/6	RV/RV	-/RV	-	24/25	2/2	RV/RV	RV/RV
Week 6	11/11	-	-	-	5/4	RV/RV	8/6	RV/RV	-	-	21/22	7/8	RV/RV	RV/RV
Week 7	12/13	-	-	-	3/3	RV/RV	4/4	RV/RV	-	-	20/19	7/7	RV/RV	RV/RV
Week 8	12/13	-	-	-	3/3	RV/RV	4/4	RV/RV	-	-	18/19	6/6	RV/RV	24/24
Week 9	19/16	-	-	-	2/2	25/25	3/3	RV/RV	-	-	17/17	6/6	-/RV	RV/RV
Week 10	RV/RV	-	-	-	1/1	14/14	2/2	11/13	-	-	17/17	10/10	-/RV	-
Week 11	21/22	-	-	-	1/1	12/12	2/2	13/15	-	-	14/13	7/7	-/RV	-
Week 12	17/17	-	-	-	3/3	12/13	9/9	5/5	-	-	11/11	10/10	-	-
Week 13	11/11	-	-	-	3/3	13/13	8/8	7/6	-	-	15/16	10/9	-	RV/-
Week 14	14/11	-	-	-	2/2	11/13	9/8	12/11	-	-/RV	17/19	5/6	-	RV/-
Week 15	9/9	-	-	-	2/2	19/18	5/7	12/14	-	RV/RV	22/24	6/5	-	-
Week 16	9/10	-	-	-	1/1	23/21	3/4	14/16	-	RV/RV	24/RV	8/8	-/RV	-
Week 17	7/7	-	-	-	1/1	RV/RV	3/3	11/11	-	-	22/22	9/7	-	RV/-
Week 18	10/10	-	-	-	1/1	RV/RV	3/4	12/12	-	-	22/23	7/7	-	RV/RV
Week 19	11/11	-	-	-	2/1	RV/RV	4/5	15/13	-	-	22/23	5/7	-	RV/-
FINAL	7/9	-	-	-	7/6	/RV	7/11	9/9	-	-	7/RV	7/7	-	RV/RV

Rankings are listed as AP/USA Today



BROADCAST MEDIA QUICK GLANCE SHEET

last game's starters noted with gold numbers



2

SHEMARRRI ALLEN

5th • G • 6-4 • 190 • Arden, N.C. • UMKC/Cowley CC

GP/GS	PPG	APG	RPG	FG%	3FG%	FT%
23-24	1/1	8.0	5.0	5.0	42.9%	0.0%
Career	60/36	10.8	2.5	4.0	44.5%	27.9%
Career Highs	Pts: 34	Asst: 9	Reb: 9	Stl: 6		
Season High	Pts: 8	Asst: 5	Reb: 5	Stl: 3		

- Began his UCF campaign by leading the team in assists and tied for the team lead in steals in the '23-'24 opener
- Transfer from UMKC, spent previous two seasons there
- Named Summit League All-Defensive Team and to the Summit League All-Conference Second Team in 2022-23
- Led the Summit League in steals in 2022-23 with 59; Ranked top 10 in the Summit League in FG% (6th), free throws made (5th), minutes per game (6th) and points per game (6th)
- Scored double-digit points in 25 games in 2022-23, including 10 games of 20 or more points



3

DARIUS JOHNSON

Jr. • G • 6-1 • 200 • Boyds, Md.

GP/GS	PPG	APG	RPG	FG%	3FG%	FT%
23-24	1/1	15.0	4.0	4.0	41.7%	37.5%
Career	56/36	8.2	3.6	3.2	36.1%	28.6%
Career Highs	Pts: 24	Asst: 10	Reb: 8	Stl: 7		
Season High	Pts: 15	Asst: 4	Reb: 4	Stl: 2		

- Scored 15 points and tallied four assists in the '23-'24 opener, bringing him one assist away from 200 in his career
- Averaged exactly 10 points per game in 2022-23, along with 4.2 assists and 3.0 rebounds per game
- Scored double digit points in 14 games, including five with 15 or more. Scored a career high 24 against Miami (11/27/23)
- Tallied two games with 10 assists (vs. Stetson, 12/21/22; vs. Tulsa 2/11/23), resulting in two double-doubles on the year
- Snatched a steal in all but four of his 25 games in 2022-23, started the year with 10 straight games with a steal
- Was named to 2021-22 American Athletic Conference All-Freshman Team



4

COMEH EMUOBOR

Fr. • G • 6-5 • 205 • Raleigh, N.C.

GP/GS	PPG	APG	RPG	FG%	3FG%	FT%
23-24	1/0	0.0	0.0	1.0	0.0%	0.0%
Career	1/0	0.0	0.0	1.0	0.0%	0.0%
Career Highs	Pts: 0	Asst: 0	Reb: 1	Stl: 0		
Season High	Pts: 0	Asst: 0	Reb: 1	Stl: 0		

- Made his collegiate debut in UCF's '23-'24 opener, pulling in one rebound in 6:18 of action
- A three-star small forward recruit ranked No. 7 in North Carolina and No. 41 at his position according to 247 Sports
- A top 200 national recruit according to 247 Sports' composite ranking
- Transferred to Brewster Academy for his senior season in high school
- Was North Carolina All-State in his sophomore and junior seasons, spending both at Ravenscroft High in Raleigh
- Was named TISAC (Triangle Independent School Athletic Conference) MVP after his sophomore campaign



5

OMAR PAYNE

5th • F • 6-10 • 228 • Kissimmee, Fla. • Jacksonville/Illinois/Florida

GP/GS	PPG	APG	RPG	FG%	3FG%	FT%
23-24	1/1	4.0	0.0	6.0	50.0%	100%
Career	112/28	3.4	0.3	2.9	63.6%	100%
Career Highs	Pts: 19	Asst: 3	Reb: 11	Stl: 2	Bk: 5	
Season High	Pts: 4	Asst: 0	Reb: 6	Stl: 1	Bk: 2	

- Scored four points with six rebounds in 15 minutes of game time in his first game as a Knight. Got into foul trouble.
- Led Jacksonville in field goal percentage (.598) and blocks (26) last season
- Played in 25 games with Jacksonville last season, starting nine, scored double-digits twice
- Recorded second career double-double, with 17 points and 10 rebounds vs. Voorhees
- Was on NCAA Tournament teams with Illinois (2021-22) and Florida (2020-21)



10

MINTAUTAS MOCKUS

Fr. • G/F • 6-7 • 191 • Klaipeda, Lithuania

GP/GS	PPG	APG	RPG	FG%	3FG%	FT%
23-24	1/0	2.0	0.0	1.0	25.0%	0.0%
Career	1/0	2.0	0.0	1.0	25.0%	0.0%
Career Highs	Pts: 2	Asst: 0	Reb: 1	Stl: 1		
Season High	Pts: 2	Asst: 0	Reb: 1	Stl: 1		

- Made his collegiate debut in UCF's '23-'24 opener, scoring two points and grabbing a rebound
- Was the leading scorer among all attendees at the NBA Academy Games in July 2023 in Atlanta, Ga.
- Played in international basketball leagues from 2020-23 in Lithuania and Spain
- Played in the top two leagues in Lithuania, playing 25 games in the Lithuanian Basketball League with Prienai and 40 in the second tier for Kretingos Kretinga and Klaipedos Neptunas-Akvaservis. He remained in his home country into 2023 and made the jump to the third tier of Spanish basketball, LEB Plata, and played in nine contests



11

IBRAHIMA DIALLO

5th • F • 7-0 • 246 • Saly, Senegal • San Jose State/Ohio State

GP/GS	PPG	APG	RPG	FG%	3FG%	FT%
23-24	1/0	7.0	0.0	3.0	75.0%	100%
Career	62/47	5.3	0.3	5.3	54.5%	45.5%
Career Highs	Pts: 16	Asst: 3	Reb: 15	Stl: 3	Bk: 8	
Season High	Pts: 7	Asst: 0	Reb: 5	Stl: 1	Bk: 3	

- Led the Knights in blocks in his UCF debut on opening night (11/6/23), swatting aside three shots
- Started all 35 games at center for San Jose State last season, averaged 6.0 points and 6.0 rebounds per game
- Was one of the nation's best players in blocking shots at 1.66 per game last year, ranking 51st nationally; was also ranked 40th in total blocks, tallying 58
- Ranked seventh in all-time blocked shots prior to leaving San Jose State with 78 in 48 games played
- Arrived in the United States from Senegal in 2016, while he was in high school



12

DEMARR LANGFORD JR.

Sr. • G • 6-5 • 230 • Worcester, Mass. • Boston College

GP/GS	PPG	APG	RPG	FG%	3FG%	FT%
23-24	1/1	5.0	3.0	1.0	50.0%	25.0%
Career	74/55	8.8	1.9	4.0	44.5%	25.8%
Career Highs	Pts: 23	Asst: 8	Reb: 11	Stl: 4		
Season High	Pts: 5	Asst: 3	Reb: 1	Stl: 2		

- Earned a start for his first appearance as a Knight, scoring five points, three assists, two steals and a rebound
- Played in 23 games, starting in 15 and playing 651 minutes with Boston College in 2022-23; averaged 7.0 points per game and shot 44.2% (65-for-147) from the field
- Scored a season-high 20 points on the road at No. 16 Miami on 1/11/23
- Had seven games in which he scored double-digit points



13

MARCHELLUS AVERY

Sr. • F • 6-7 • 210 • Richmond, Va. • New Mexico State / NW Florida State

GP/GS	PPG	APG	RPG	FG%	3FG%	FT%
23-24	-/-	-	-	-	-	-
Career	44/9	6.1	0.7	3.4	46.4%	37.9%
Career Highs	Pts: 26	Asst: 3	Reb: 10	Stl: 2		
Season High	Pts: -	Asst: -	Reb: -	Stl: -		

- Started seven games for New Mexico State in 2022-23, including five straight contests between December 18-31
- Poured in a career-high 26 points versus Northern New Mexico on 11-14 shooting from the floor
- Posted double-doubles versus North Carolina A&T (20 points, 10 rebounds) and at Stephen F. Austin (16 points, 10 rebounds)
- Finished the 2021-22 season with shooting splits of .446/.313/.667; taking part in 23 games and averaged 4.1 points, 2.5 rebounds and 0.6 assists in 11.1 minutes per game



15

TYLER HENDRICKS

R-Fr. • G • 6-6 • 190 • Fort Lauderdale, Fla.

GP/GS	PPG	APG	RPG	FG%	3FG%	FT%
23-24	1/0	7.0	1.0	4.0	75.0%	50.0%
Career	1/0	7.0	1.0	4.0	75.0%	50.0%
Career Highs	Pts: 7	Asst: 1	Reb: 4	Stl: 0		
Season High	Pts: 7	Asst: 1	Reb: 4	Stl: 0		

- Made his collegiate debut in UCF's '23-'24 season opener, scoring seven points and pulling in four rebounds
- Did not see game action during the 2022-23 season, earning a redshirt
- Was one of 12 sets of twins and one of 33 sets of brothers in NCAA Division I college basketball along with Taylor Hendricks, UCF's first lottery and first round NBA Draft pick, going ninth overall to the Utah Jazz in 2023.
- Played for Calvary Christian Academy in Fort Lauderdale, Fla. and helped lead them to a Florida 3A state championship as a junior and senior in 2020-21 and 2021-22




21

C.J. WALKER

5th • F • 6-8 • 215 • Sanford, Fla. • Oregon

GP/GS	PPG	APG	RPG	FG%	3FG%	FT%
23-24	-/-	-	-	-	-	-
Career	83/41	6.4	0.7	4.3	43.9%	30.2%
Career Highs	Pts: 19	Asst: 3	Reb: 16	Stl: 3	Bk: 4	
Season High	Pts: -	Asst: -	Reb: -	Stl: -	Bk: -	

- Set to miss the beginning of the '23-'24 season with an injury
- Battled injuries throughout the '22-'23 season; the team announced he was out for the remainder of the season on 1/8
- Played in four games; finished the 2022-23 campaign averaging 19.5 minutes, 5.0 points and 3.5 rebounds per game
- Finished the 2021-22 campaign strong as he averaged 15 points per game over the last three games of the regular season, as opposed to 8.6 on the year. Started in 19 games, playing in 30
- Was second on the team in rebounds in 2021-22, pulling in 170 total for a 5.7 per game clip



22

NILS MACHOWSKI

Fr. • G • 6-11 • 216 • Berlin, Germany

GP/GS	PPG	APG	RPG	FG%	3FG%	FT%
23-24	1/0	5.0	0.0	1.0	25.0%	0.0%
Career	1/0	5.0	0.0	1.0	25.0%	0.0%
Career Highs	Pts: 5	Asst: 0	Reb: 1	Stl: 1		
Season High	Pts: 5	Asst: 0	Reb: 1	Stl: 1		

- Made his collegiate debut on opening night for UCF, scoring five points with an assist, steal and rebound
- Spent time in the top tier of German basketball with Alba Berlin
- Won back-to-back U19 championships with Alba Berlin in 2022 and 2023
- Was the starting point guard on the 2022 German National Team in the U18 European Championship
- Spent time with the third division of German basketball with Bernau, where he averaged 38.5% from three-point land across 18 contests



24

JAYLIN SELLERS

Jr. • G • 6-4 • 196 • Columbus, Ga. • Ball State

GP/GS	PPG	APG	RPG	FG%	3FG%	FT%
23-24	1/1	23.0	2.0	6.0	53.3%	25.0%
Career	63/36	10.3	0.6	2.8	51.1%	44.4%
Career Highs	Pts: 24	Asst: 3	Reb: 14	Stl: 4		
Season High	Pts: 23	Asst: 2	Reb: 6	Stl: 3		

- Impressed in his UCF debut on opening night, scoring 23 points while pulling in six rebounds and three steals
- Named to the All-MAC Third Team in 2022-23 after being named to the MAC All-Freshman Team in 2021-22
- Was second on last year's Ball State squad in scoring, averaging 13.5 points/gm. while pulling in 3.7 rebounds/gm
- Shot 45% from the three point line in 2022-23 (54-for-120) and was 49% from the field (144-for-249)
- His 45% clip from three-point land was second in the MAC in 2022-23
- Had 23 games in which he scored double-digit points, including six where he scored 20+ points in 2022-23



31

THIERNO SYLLA

So. • F • 6-11 • 216 • Conakry, Guinea

GP/GS	PPG	APG	RPG	FG%	3FG%	FT%
23-24	1/0	9.0	0.0	2.0	66.7%	33.3%
Career	28/0	2.5	0.1	1.1	49.1%	36.1%
Career Highs	Pts: 10	Asst: 1	Reb: 6	Stl: 2		
Season High	Pts: 9	Asst: 0	Reb: 2	Stl: 2		

- Earned a career-high two steals in UCF's '23-'24 opener, also cashed in nine points, one shy of tying a career high
- Appeared in 27 games, coming off the bench in all of them and playing in 167 minutes in 2022-23
- Was 23-for-49 (46.9%) from the field, including going 12-of-33 (36.4%) from beyond the three-point arc
- Scored a 2022-23 season-high 10 points twice (11/23 vs. Evansville, 2/11 vs. Tulsa)
- Played at Royal Crown Academic School in Ontario, Canada prior to collegiate basketball
- Also played soccer, starting as a striker on varsity



UCF'S RECORD WHEN...

Win the tip	1-0
Lose the tip	0-0
Home games	1-0
Away games	0-0
Neutral site games	0-0
vs. Top 25 teams	0-0
Lead at Halftime	1-0
Trail at Halftime	0-0
Tied at Halftime	0-0
In Overtime	0-0
Lead with 10:00 remaining	1-0
Trail with 10:00 remaining	0-0
Tied with 10:00 remaining	0-0
Lead with 5:00 remaining	1-0
Trail with 5:00 remaining	0-0
Tied with 5:00 remaining	0-0
Lead with 2:00 remaining	1-0
Trail with 2:00 remaining	0-0
Tied with 2:00 remaining	0-0
Score Fewer than 50 Points	0-0
Score 50-59 Points	0-0
Score 60-69 Points	0-0
Score 70-79 Points	0-0
Score 80-89 Points	1-0
Score 90+ Points	0-0
Opponent Scores Fewer than 50 Points	0-0
Opponent Scores 50-59 Points	0-0
Opponent Scores 60-69 Points	1-0
Opponent Scores 70-79 Points	0-0
Opponent Scores 80-89 Points	0-0
Opponent Scores 90+ Points	0-0
Shoot Under 30 Percent	0-0
Shoot 30-39 Percent	0-0
Shoot 40-49 Percent	0-0
Shoot 50+ Percent	1-0
Opponent Shoots Under 30 Percent	0-0
Opponent Shoots 30-39 Percent	1-0
Opponent Shoots 40-49 Percent	0-0
Opponent Shoots 50+ Percent	0-0
Outrebound Opponent	1-0
Outrebounded by Opponent	0-0
Rebounds equal	0-0
Commit fewer turnovers	1-0
Commit more turnovers	0-0
Turnovers equal	0-0
Outscore opponent's bench	1-0
Opponent bench scores more	0-0
Games Decided by 1-5 Points	0-0
Games Decided by 6-10 Points	0-0
Games Decided by 11-19 Points	0-0
Games Decided by 20+ Points	1-0
Wearing white	0-0
Wearing black	1-0
Wearing Citronauts	0-0
November	1-0
December	0-0
January	0-0
February	0-0
March	0-0
Monday	1-0
Tuesday	0-0
Wednesday	0-0
Thursday	0-0
Friday	0-0
Saturday	0-0
Sunday	0-0

THE LAST TIME...

Category	UCF	Opponent
Scored 100	107 vs. Memphis (1/11/23)	104 vs. Memphis (1/11/23)
Scored 110	115 vs. West Florida (11/12/10)	127 vs. Southern (2/24/93)
Scored 120	130 vs. Florida Tech (1/23/80)	127 vs. Southern (2/24/93)
Scored under 40	38 vs. #11 Cincinnati (1/16/18)	37 vs. Western Illinois (11/14/22)
Scored under 50	49 vs. #7 Houston (1/29/22)	49 at Florida (3/15/23)
Won by 30	44 vs. Tulsa (2/11/23)	37 at #6 Cincinnati (2/6/18)
Won by 40	44 vs. Tulsa (2/11/23)	42 at Coll. of Charles. (2/1/96)
Won by 50	54 vs. West Florida (11/12/10)	50 at North Carolina (12/2/89)
Scored 50 in the 1st half	51 vs. Tulsa (2/11/23)	52 at Memphis (2/1/21)
Scored 50 in the 2nd half	51 vs. SMU (1/8/23)	52 at Memphis (2/5/22)
Scored 60 points or fewer in win	52-45 vs. Wichita State (12/28/22)	57-55 at Temple (3/2/23)
Scored 90 points or more in loss	98-95 vs. UNC Asheville (11/7/22)	107-104 vs. Memphis (1/11/23)
Made 40 FG	40 at Marshall (2/27/10)	41 at Florida State (12/6/14)
Attempted 80 FG	81 vs. UNC Asheville (11/7/22)	80 vs. Tulane (1/14/15)
Shot under 30% from the field	28.33%, at Houston (2/17/22)	29.31%, vs. Oklahoma State (11/18/22)
Made 12 3-pt FG	17 vs. Tulsa (2/11/23)	13 vs. Missouri (12/17/22)
Made 15 3-pt FG	17 vs. Tulsa (2/11/23)	16 vs. Tulane (1/14/15)
Didn't make a 3-pt FG	0-14 at #6 Cincinnati (2/6/18)	0-23 vs. UAB (1/9/13)
Attempted 30 3-pt FG	30 at Oregon (3/19/23)	31 at South Florida (1/21/23)
Made 30 FT	33 vs. Memphis (1/11/23)	30 at Houston (1/3/20)
Made 35 FT	36 vs. Bethune (12/22/15)	43 at Marshall (2/27/10)
Attempted 40 FT	44 vs. South Florida (2/13/19)	40 at Wichita State (1/26/22)
Attempted 50 FT	56 vs. FAU (12/15/93)	67 at Marshall (2/27/10)
Made 5 or less free throws	3-for-4, at Florida (3/15/23)	3-for-5, vs. Stetson (12/21/22)
Shot 100% on FTs (min. 10 att.)	11-for-11, at Michigan (12/6/20)	16-for-16, vs. SMU (3/4/20)
Shot 40% or worse on FTs	4-for-10, vs. Temple (12/31/19)	6-for-18, vs. Memphis (1/12/22)
Had 50 rebounds	52 vs. FSU (11/11/22)	53 at South Florida (1/15/22)
Had 60 rebounds	69 vs. West Florida (12/17/93)	61 at Georgia (12/19/95)
Had 20+ offensive rebounds	24, vs. FSU (11/11/22)	21, at South Florida (1/15/22)
Had 5 or less offensive rebounds	3, at Temple (3/2/23)	5, at Oregon (3/19/23)
Had 25 assists	28 vs. Tulsa (2/11/23)	28 vs. Louisville (12/31/13)
Had 30 assists	30 vs. Campbell (2/28/04)	43 at Dayton (12/3/88)
Had 15 steals	16 vs. FIU (11/6/23)	16 at Cincinnati (2/4/23)
Had 20 steals	22 vs. Navy (12/6/03)	20 at Memphis (2/1/21)
Had 10 blocks	13 vs. South Florida (3/10/22)	15 vs. St. John's (11/26/17)
Had 14 blocks	14 vs. Temple (3/12/14)	15 vs. St. John's (11/26/17)
Didn't record a block	vs. Temple (1/28/23)	at Oregon (3/19/23)
Committed 5 or less turnovers	3, vs. Tulsa (2/11/23)	4, vs. SMU (2/24/19)
Committed 20+ turnovers	24, at Cincinnati (2/4/23)	24, vs. FIU (11/6/23)
Won an OT game	107-104 vs. Memphis (1/11/23)	77-70 vs. Temple (1/28/23)
Lost an OT game	77-70 vs. Temple (1/28/23)	107-104 vs. Memphis (1/11/23)
Multiple OT game	107-104 vs. Memphis (1/11/23)	98-95 vs. UNC Asheville (11/7/22)
Made Game-Winning Buzzer Beater	69-66 vs. ECU (2/20/22)	68-66 vs. Missouri (12/17/22)

Category	UCF Player
Scored 25 pts	28, C.J. Kelly vs. Memphis (3/10/23)
Scored 30 pts	30, Ithiel Horton vs. Memphis (1/11/23)
Scored 35 pts	36, Aubrey Dawkins at Temple (3/9/19)
Scored 40 pts	45, Jermaine Taylor vs. Rice (2/25/09)
Two players score 20 pts	vs. Memphis (1/11/23)
Two players score 25 pts	Ithiel Horton (30), C.J. Kelly (21)
Three players score 20 pts	vs. Michigan (12/30/21)
Five players score 10 pts	Darin Green Jr. (27), Brandon Mahan (26)
Three reserves score 10 pts	at #15 Florida State (12/19/20)
Made 20 FG	Brandon Mahan (32), Isaiah Adams (22), Darin Green Jr. (20)
Attempted 20 FG	vs. Tulsa (2/11/23)
Attempted 30 FG	Ithiel Horton (20), Taylor Hendricks (18), Darius Johnson (13),
Made 5 3-point FG	C.J. Kelly (12), Thierno Sylla (10)
Made 6 3-point FG	at Illinois State (11/17/19)
Made 7 3-point FG	Brandon Mahan (17), Darin Green Jr. (13), Avery Diggs (10)
Made 10 3-point FG	23, Bo Clark vs. Florida Tech (1/17/19)
Attempted 15 3-pt FG	20, Taylor Hendricks vs. Stetson (12/21/22)
Attempted 20 3-pt FG	31, Jermaine Taylor vs. ECU (3/7/09)
Made 10 FT	5, Ithiel Horton vs. ECU (3/5/23)
Made 15 FT	7, Ithiel Horton vs. South Florida (2/22/23)
Attempted 15 FT	7, Ithiel Horton vs. South Florida (2/22/23)
Attempted 20 FT	11, Matt Williams vs. South Florida (1/17/17)
Had 15 rebounds	15, Darin Green Jr. vs. South Florida (2/3/22)
Had 20 rebounds	21, Matt Williams vs. South Florida (1/17/17)
Had 10 assists	12, C.J. Kelly vs. Memphis (1/11/23)
Had 12 assists	15, Bennie Shaw vs. Medgar Evers (12/18/75)
Had 6 blocks	15, Collin Smith vs. Cincinnati (1/11/20)
Had 8 blocks	21, Tacko Fall vs. South Florida (2/13/19)
Had 7 steals	16, CJ Walker at Tulane (3/6/22)
Had a double-double	20, Tacko Fall vs. SMU (2/24/19)
Two players had double-doubles	10, Darius Johnson vs. Tulsa (2/11/23)
Had a triple-double	13, Brandon Goodwin at Tulane (2/19/15)
	6, Tacko Fall at Missouri (12/2/18)
	8, Tom Herzog vs. Bethune-Cookman (12/11/10)
	7, Darius Johnson at Wichita State (2/8/23)
	Taylor Hendricks vs. ECU - 25 pts/10 reb (3/5/23)
	Taylor Hendricks vs. Stetson - 16 pts/10 reb (12/21/22)
	Darius Johnson vs. Stetson - 16 pts/10 ast (12/21/22)
	Isaiah Sykes vs. East Carolina - 20 pts/16 reb/11 ast (2/9/13)

ADDITION FINANCIAL ARENA



The UCF men's and women's basketball programs have called the beautiful 10,000-seat Addition Financial Arena its home since the start of the 2007-08 season. Located in the heart of Knights Plaza on the expansive north side of campus, the state-of-the-art facility opened in the fall of 2007 to packed crowds at multiple events.

Addition Financial Arena's unique design provides an intimate atmosphere for all students, alumni, fans and supporters, while creating an intimidating environment for opponents. With a raucous student section, dubbed the "Knightmare," Addition Financial Arena has quickly become one of the more formidable basketball facilities in the entire southeast. The design offers perfect sight lines for all fans, giving every fan a spectacular view.

Approximately 7,000 seats make up the lower bowl, with an additional 3,000 seats situated in the upper level. Club level seating is on the east side of the arena, with exclusive access to the regal Black and Gold Club before, during and after each game.

The facility features 16 luxury boxes and suites, a club lounge, open concourse areas and numerous concession options. Fans benefit from a state-of-the-art audio and video system. The scoreboard located at center court features four video screens that show replays and player information with an LED ribbon board stretching around the bottom.

Patrons enter the building through a spacious lobby that has conveniently located concession and apparel stands.

Addition Financial Arena sits on the northern side of campus and is nestled in with UCF's other athletics facilities, including FBC Mortgage Stadium, The Venue, John Euliano Park and the UCF Soccer/Track Complex. FBC Mortgage Stadium also opened up during the same September week in 2007.

The arena is the centerpiece of an area that includes apartment-style dormitories with 2,000 total beds and about 100,000-square feet of retail space. Before and after games, fans can dine and shop at establishments like Barnes & Noble Bookstore, Burger U, Gringos Locos, Domino's, The Pop Parlour, Dunkin', Jimmy John's, Subway and Knightro's.

The neighboring retail area has room for 24 shops.

Addition Financial Arena also hosts premiere concerts along with UCF commencement ceremonies. The Central Florida Crusaders, expansion members of the National Indoor Soccer League, began fielding men's and women's teams in the venue for the 2022-23 season.

The arena is located directly in front of UCF's old home, The Venue, which re-opened following a year of massive renovations to create a new home for the women's volleyball program as well as dedicated practice facilities for both the men's and women's basketball programs. The Knights played in the former 5,100-seat building from 1991-2007.

Construction on the new facility began in November of 2005. The arena was designed by HOK Sports and constructed by KUD International.

The arena officially opened on Sept. 8, 2007, with a Reba McEntire concert. The first UCF event at the new arena occurred on Sept. 28, 2007, when the UCF volleyball team hosted East Carolina.



Capacity	10,000
Construction Began	November 2005
Construction Completed	August 2007
Design	HOK Sports
Construction	KUD International
Cost	\$80 million
Luxury Suites	16
Lower Level Seats	5,598
Upper Level Seats	3,365
Club Seats	502
Concession Stands	7
Points of Sale	28
Video Boards	4
First UCF Game	UCF 63, Nevada 60 (11/11/07)

Highest Single-Game Home Attendance Records

1.	10,011	Illinois (3/22/17)
2.	9,825	Memphis (1/10/09)
3.	9,460	Marshall (1/13/10)
4.	9,383	Houston (1/25/23)
5.	9,358	Michigan (12/30/21)
6.	9,347	Rice (1/22/11)
7.	9,343	Florida State (11/13/13)
8.	9,141	Cincinnati (3/7/19)
9.	9,094	Marshall (1/5/11)
10.	8,734	Memphis (1/18/12)
11.	8,727	Massachusetts (11/13/09)
12.	8,142	Houston (1/29/22)
13.	8,044	East Carolina (1/19/11)
14.	7,862	Houston (1/11/12)
15.	7,760	Southern Miss (1/28/12)
16.	7,653	USF (11/18/10)
17.	7,565	Cincinnati (1/16/18)
18.	7,514	Miami (11/12/19)

Single-Season Home Attendance

1.	121,036 (6,370/19 games)	2010-11
2.	97,297 (5,723/17 games)	2011-12
3.	90,466 (4,523/20 games)	2012-13
4.	90,067 (5,298/17 games)	2013-14
5.	89,664 (5,274/17 games)	2022-23
6.	88,378 (4,651/19 games)	2016-17

Addition Financial Arena Record by Coaches

Coach	Seasons	Addition Financial Record	Win Pct.
Kirk Speraw	3	34-13 / 12-13*	.725 / .480*
Donnie Jones	6	74-33 / 59-33*	.692 / .641*
Johnny Dawkins	7	83-27	.755

*2008-09, 2009-10, 2010-11 victories vacated due to NCAA sanctions

Season-by-Season Record in Addition Financial Arena

Season	Head Coach	Home Record
2007-08	Kirk Speraw	12-4
2008-09	Kirk Speraw	13-3 / 0-3*
2009-10	Kirk Speraw	9-6 / 0-6*
2010-11	Donnie Jones	15-4 / 0-4*
2011-12	Donnie Jones	16-1
2012-13	Donnie Jones	15-5
2013-14	Donnie Jones	10-7
2014-15	Donnie Jones	10-8
2015-16	Donnie Jones	8-8
2016-17	Johnny Dawkins	15-3
2017-18	Johnny Dawkins	12-4
2018-19	Johnny Dawkins	15-2
2019-20	Johnny Dawkins	10-6
2020-21	Johnny Dawkins	6-3
2021-22	Johnny Dawkins	13-3
2022-23	Johnny Dawkins	11-6
16 Seasons	3 Head Coaches	190-73 / 153-73*
		.722 / .677 Win %

*2008-09, 2009-10, 2010-11 victories vacated due to NCAA sanctions

UCF's Addition Financial Arena Winning Streaks

G	Began	Ended	Coach	Team to End Streak
14*	2/12/11	1/28/12	Donnie Jones	Southern Miss, 78-65
12**	2/6/08	1/10/09	Kirk Speraw	Memphis, 73-66
10	11/24/18	2/7/19	Johnny Dawkins	No. 12 Houston, 77-68
10*	11/12/10	1/19/11	Donnie Jones	East Carolina, 68-61
7	2/14/17	11/30/17	Johnny Dawkins	Missouri, 62-59
7	1/30/12	11/20/12	Donnie Jones	Middle Tennessee, 75-61
7*	3/7/09	12/30/09	Kirk Speraw	Jacksonville, 61-51
6	12/4/22	1/25/23	Johnny Dawkins	No. 3 Houston, 82-70
6	1/5/13	2/20/13	Donnie Jones	Marshall, 82-70
6	11/17/13	12/31/13	Donnie Jones	No. 10 Louisville, 90-65

*Streak is actually 11 due to three consecutive home wins at the end of the 2010-11 season being vacated via to NCAA sanctions
**Streak is actually four due to eight consecutive home wins to begin the 2008-09 season being vacated via to NCAA sanctions
*entire winning streak vacated due to NCAA sanctions



Johnny Dawkins

Head Coach | Eighth Season

UCF head men's coach Johnny Dawkins has built a particularly glossy college basketball playing and coaching catalogue—most recently including 2023 induction into the National Collegiate Basketball Hall of Fame and selection of a UCF player in the first round of the 2023 NBA Draft—as he joins the Knights in heading into Big 12 Conference play in 2023-24.

Dawkins' resume showcases:

- 15 seasons as a major-college head coach (the last seven at UCF), including eight postseason berths and a pair of National Invitation Tournament titles
- Extensive player development, highlighted by Taylor Hendricks' selection in the first round of the 2023 NBA Draft after only a single season at UCF

- 10 additional previous seasons of experience as an assistant coach at Duke, including NCAA Championship appearances every year, an NCAA title in 2001 and seven Atlantic Coast Conference Tournament crowns
 - A nine-year NBA career that included a career double-figure scoring average
 - A collegiate playing career at Duke that featured national player-of-the-year recognition as a senior as the school's all-time top career scorer, later culminating with his 2023 National Collegiate Basketball Hall of Fame selection
- In seven seasons at UCF, Dawkins has led the program to unprecedented heights, in the only seven-year stretch with three or more postseason appearances. He led the Knights to their first NCAA Championship victory in 2019. He's also responsible for producing UCF's first lottery pick after Taylor Hendricks was selected by the Utah Jazz with the ninth overall pick in the 2023 NBA Draft. Now, Dawkins will look to bring the Knights to even greater achievements as UCF beginning in 2023-24 begins participation in one of the deepest, most challenging conferences in college basketball, the Big 12.

Dawkins boasts five wins over ranked opponents in his time at the helm of the Knights, accounting for the majority of UCF's wins over Associated Press top-25 teams in the program's history. Most recently, the Knights topped in-state rival and 15th-ranked Florida State in Tallahassee in 2020, the program's first victory over the Seminoles. The Knights ripped off consecutive victories over No. 6 Houston and No. 19 Cincinnati during the 2018-19 regular-season run to the NCAA Championship, solidifying themselves in the field of 64. UCF defeated No. 24 Alabama in December 2017, after earning the first ranked win under Dawkins on Feb. 26, 2017, beating No. 15 Cincinnati 53-49. UCF cracked the AP poll on Mar. 4, 2019, for the first time since 2011, earning a ranking of 25th late in the regular season. It was the latest into a season that the Knights had been ranked. The home finale against Cincinnati in 2019 marked the first matchup of ranked teams at Addition Financial Arena.

Dawkins was named UCF's seventh head men's basketball coach on Mar. 23, 2016.

The 2019 NCAA Championship Run

The 2018-19 season was Dawkins' best to date with the Knights as he guided UCF to a number-nine seed in the NCAA Championship bracket, its highest seed in five all-time NCAA Championship appearances, and defeated eighth-seeded VCU 73-58 in first-round action.

UCF then came inches away from upsetting top overall seed Duke in the second round, ultimately falling 77-76 to Mike Krzyzewski, Zion Williamson and RJ Barrett as BJ Taylor's floater rimmed out and Aubrey Dawkins' tip-in barely missed at the buzzer.

The Knights were stellar down the stretch to secure their at-large NCAA Championship berth, winning on the road at No. 6/8 Houston to snap the Cougars' 33-game home win streak and topping No. 19/20 Cincinnati in Orlando. It marked the first time UCF had earned multiple victories over ranked opponents in the same season, and the Knights did it in back-to-back games.

Dawkins led UCF back to the NCAA Championship for the first time since 2005, and the first time as an at-large selection (with the previous four NCAA Championships as champions of the Atlantic Sun Conference Tournament in 1994, 1996, 2004 and 2005). He helped three individuals earn all-conference accolades from the American Athletic Conference in 2018-19, as UCF led the league with three honorees. BJ Taylor became the first Knight to earn first-team AAC honors, while Aubrey Dawkins was named second team and Tacko Fall added third-team honors. It marked just the second time that the Knights put multiple student-athletes on the AAC all-conference teams and the ninth time in the program's Division I history that multiple Knights earned all-conference honors in the same season (dating back to the 1993-94 season). With two players on the three all-conference teams, only Houston had more players earn all-conference honors.

Following the end of the 2018-19 regular season, Dawkins was named a finalist for the Skip Prosser Man of the Year Award and the Ben Jobe National Coach of the Year Award.

UCF finished the year 24-9, tied for the fourth most wins in a season in program history. The Knights' 23 regular-season wins marked a record in UCF's Division I era. The team went 13-5 in AAC play, the team's most league wins since joining that conference, and earned the number-four seed in the conference tournament for the second time in three seasons.

Dominant Defense

Known for their defense under Dawkins, the Knights ranked 11th in the nation in field-goal percentage defense, holding opponents to just 39.4 percent shooting in the 2018-19 NCAA Championship run. UCF was also 27th in scoring defense, allowing 64.5 points per game that season.

Defense always has been a priority with UCF teams, as four of Dawkins' seven seasons with the Knights have seen the team finish inside the top 50 nationally in scoring defense, including two top-10 finishes. UCF ranked third in the nation in scoring defense in 2017-18, holding teams to 61.7 points per game and 40.1% shooting, slotting the team at the No. 10 spot in the country. Dawkins' first season with UCF in 2016-17 saw the team finish No. 1 in field-goal percentage defense, limiting foes to 36.5% from the field, and No. 6 in scoring defense, with opponents averaging 61.2 points per contest.

Highly-Touted Hendricks

Taylor Hendricks qualifies as UCF's top recruit in program history. He came into college as a top-100 player in two of

COACHING EXPERIENCE

2016-present	UCF	Head Coach
2008-16	Stanford	Head Coach
2000-08	Duke	Associate Head Coach
2006-08	USA Basketball	Player Personnel
1998-99	Duke	Assistant Coach

NBA EXPERIENCE

1994-95	Detroit Pistons
1989-94	Philadelphia 76ers
1986-89	San Antonio Spurs
1986	Drafted, Spurs - 10th Overall

the three major recruit rankings as ESPN pinned him No. 54 and Rivals had him at No. 87. Hendricks lived up to the hype on opening night, dropping a team-best 23 points in his collegiate debut and finishing with averages of 15.3 points and 6.9 rebounds.

Through plenty of work and coaching throughout the season, Hendricks quietly began to creep into mock drafts across the country. At season's end, Hendricks had achieved two career-high marks of 25 points and recorded five double-doubles. He was the nation's only player to make 60 or more three-pointers, tally 55 or more blocks and record 35 or more dunks. He was honored with a unanimous selection to the American Athletic Conference All-Rookie Team and was named second-team All-AAC.

Hendricks announced his intent to enter the NBA Draft on Mar. 22, 2023, making him UCF's first one-and-done player. The freshman phenom later went on to become the Knights' first lottery pick as well as a first-round selection, going ninth to the Utah Jazz in the 2023 NBA Draft.

Enshrined in the College Basketball Hall of Fame, Dawkins was honored Aug. 30, 2023, as an inductee in the 18th class of the National Collegiate Basketball Hall of Fame. He was joined by former Duke coach Mike Krzyzewski, who was officially honored in the class of 2023 after initially being among the Hall of Fame's Founding Class in 2006.

Dawkins was inducted for his playing days as a Blue Devil and is one of the most decorated players in Duke history. He is regarded as a key early figure in the program's ascent to becoming a national power. From 1982-86, Dawkins piled up 2,556 points – a mark that stood as the school's scoring record until 2006 and remains second all-time. He was a two-time consensus All-American, a four-time All-ACC selection—and was recipient of the 1986 Naismith National Player of the Year award.

As a senior, Dawkins led Duke to the ACC regular-season and tournament titles, and an appearance in the NCAA national championship game. The 10th overall pick by the Spurs in the 1986 NBA Draft, Dawkins saw action in nine professional seasons with the Spurs, 76ers and Pistons. He averaged 11.1 points and 5.5 assists through 541 career NBA games.

UCF Player Honors

Multiple players have earned conference and national honors under Dawkins' tenure. Tacko Fall earned a spot on the Lefty Driesell Defensive All-America team in 2016-17 and was named the American Athletic Conference Defensive Player of the Year. B.J. Taylor earned first-team All-AAC and NABC first-team All-District honors in 2018-19.

Seven nods to the All-AAC Team were awarded while the Knights were members of that league. An additional three All-Rookie Team honors were earned, all over the last three seasons. Taylor Hendricks earned second-team All-Conference honors as well as a unanimous nod to the All-Rookie Team in 2022-23, as well as tallying a record nine conference rookie-of-the-week accolades. Darius Johnson and Isaiah Adams preceded Hendricks in earning All-Rookie Team nods in 2021-22 and 2020-21, respectively. Aubrey Dawkins (2018-19) and Taylor (2016-17) are the other Knights who received All-AAC second-team honors, while Darin Green Jr. (2021-22), Brandon Mahan (2020-21), Darius Perry (2020-21) and Fall (2018-19) all were members of an AAC third team.

Postseason Pushes

On top of the NCAA Championship run in 2018-19, the Knights have punched two tickets to the NIT under Dawkins' direction. In the most recent trip in 2023, the Knights travelled to Gainesville, Florida, and handily beat Florida 67-49, UCF's first road victory against the Gators in program history. The Knights were the only team to hold Florida under 50 points all season. It was the sixth time that season UCF limited an opponent to 50 points or fewer. The Knights' run came to an end in their inaugural meeting with top-seeded Oregon in Eugene.

The 2016-17 season took UCF to New York's Madison Square Garden in Dawkins' first year at the helm of the Knights. UCF hosted its first NIT game, defeating Colorado for the program's first postseason win in an NIT or NCAA game. The Knights went on to defeat top-seeded Illinois State on the road, before coming home to the first sell-out crowd at Addition Financial Arena and winning 68-58 over Illinois to earn a spot in the NIT semifinals. Under Dawkins' leadership, UCF led all NCAA Division I teams in defensive field-goal percentage, holding opponents to just 36.5 percent from the floor. The Knights were also sixth in the nation, allowing only 61.2 points per game, and gave up 45 or fewer points in four games over the course of the year. Dawkins was a finalist for both the Jim Phelan and Ben Jobe National Coach of the Year awards in his first season at UCF. Matt Williams set UCF records for three-pointers in a career, season and game, before signing a professional contract with the Miami Heat.

Notable Notes

In UCF's Dec. 11, 2021, win over North Carolina A&T, Dawkins picked up his 100th victory with the Knights, becoming the fastest coach in program history and just the third one to do so. Following the end of the 2022-23 season, Dawkins stands 131-87 all-time as head coach of the Knights, a winning percentage of .600, currently the second-highest in program history, trailing only Torchy Clark's .755 mark.





In seven years, Dawkins has done a similarly successful job with his players in the classroom. With Dawkins at the helm, the Knights men's basketball program recorded an average semester team grade-point average over 3.0 for the first time in recorded history in 2018. Then the Knights did it again, setting a new program record with an average semester GPA of 3.03 in spring 2019. Under Dawkins' watch, more than 45 nods have been earned by Knights on the AAC All-Academic team.

When Dawkins took over at UCF, the Knights had gone 12-18 the season before and hadn't finished above .500 since 2012-13. He led UCF to a 24-12 record in his first season at the helm, the sixth-best turnaround in the nation. With just seven scholarship players due to transfers and injuries, the Knights earned the fourth seed – their highest ever – in the American Athletic Conference Tournament, eventually falling to league champion SMU in the semifinals.

Stanford Stint

Stanford put together four 20-win seasons in Dawkins' tenure as head coach. He is only the second coach in Stanford history with at least four 20-win seasons. Stanford's success on the court came against some of the toughest schedules in the nation. During the 2015-16 season, the Cardinal faced the sixth-most difficult slate in the country—with a nation-leading 17 of Stanford's 30 games against RPI top-50 squads. Stanford's strength of schedule was rated in the top 50 each of his final four seasons, including two in the top 20, with an average rank of 27.75.

The Cardinal basketball program also excelled in the classroom during Dawkins' tenure, earning at least three Pac-12 All-Academic selections for five consecutive seasons and producing back-to-back Pac-12 Scholar-Athlete of the Year recipients (2014, 2015). Stanford also received annual national academic recognition, with three players earning National Association of Basketball Coaches (NABC) Honors Court status in 2015. The Cardinal was one of 20 NCAA Division I teams to earn an NABC Team Academic Excellence Award in 2016.

In 2012, Dawkins mentored Chasson Randle to become the consummate student-athlete. Randle finished that season as Stanford's all-time leading scorer and earned the program's initial first-team Academic All-America selection since 2006. Under Dawkins, Stanford recorded back-to-back perfect Academic Progress Rate (APR) scores of 1,000 in both the 2012-13 and 2013-14 reports.

Player development was also markedly improved at Stanford under Dawkins' tutelage. Four Cardinal players were selected in the NBA Draft following their collegiate careers—including 2014 first-round pick Josh Huestis.

Learning from a Legend

The Washington, D.C., native coached for 10 years under the legendary Mike Krzyzewski at Duke. During Dawkins' decade as a coach at Duke, the Blue Devils won a national championship (2001), tallied six ACC regular-season championships, recorded seven ACC Tournament titles and posted a 330-60 (.846) record. In four consecutive seasons from 1999-2002, Duke finished the regular season ranked No. 1 in both national polls, a first in college basketball history. Duke reached a No. 1 national ranking in seven of 10 seasons with Dawkins on the coaching staff.

While at Duke, he also served as the player personnel director for the USA Basketball Senior National Team from 2006-08.

Decorated at Duke

Following a prolific high school career at Mackin Catholic High School in Washington, D.C. (McDonald's All-American and third-team Parade All-American), Dawkins made his way to Duke, where he would become one of the most decorated players to set foot in Durham, North Carolina.

He played for the Blue Devils from 1982-83 through 1985-86, earning consensus All-America honors twice (1985, 1986). Dawkins was also voted the 1986 Naismith National Player of the Year and named a Freshman All-American in 1983. During his collegiate career, he helped lead Duke to three NCAA Championship berths, including an NCAA title-game appearance in 1986. He was an All-ACC honoree all four seasons as a Blue Devil. Dawkins helped Duke win the 1986 ACC Tournament title in his senior season, claiming the MVP award in the process.

Dawkins finished his career as the school's all-time leading scorer and held that honor until 2006 when J.J. Redick surpassed his mark of 2,556 points. He recorded double-figure point totals in 129 of 133 collegiate games. Dawkins led the Blue Devils in scoring all four years, recording the fourth-highest season point total in school history with 809 in 1986. Dawkins remains Duke's career record-holder in field goals (1,026) and field goals attempted (2,019) while also setting the school's single-season mark for field goals (331) during the 1986 campaign.

Dawkins was inducted into the Duke Sports Hall of Fame in September 1996. His jersey number 24 was retired by the school.

COACHING RECORD

Year	School	Record	Pct
2008-09	Stanford	20-14	.588
2009-10	Stanford	14-18	.438
2010-11	Stanford	15-16	.484
2011-12	Stanford	26-11	.703
2012-13	Stanford	19-15	.559
2013-14	Stanford	23-13	.639
2014-15	Stanford	24-13	.649
2015-16	Stanford	15-15	.500
2016-17	UCF	24-12	.667
2017-18	UCF	19-13	.594
2018-19	UCF	24-9	.742
2019-20	UCF	16-14	.533
2020-21	UCF	11-12	.478
2021-22	UCF	18-12	.600
2022-23	UCF	19-15	.559
2023-24	UCF	1-0	1.000
At UCF	7 Seasons	132-87	.603
Total	15 Seasons	288-202	.588

COACHING HIGHLIGHTS

2008-09	CBI Semifinals
2011-12	NIT Champions
2012-13	NIT Second Round
2013-14	NCAA Sweet 16
2014-15	NIT Champions
2016-17	NIT Semifinals
	Finalist for Jim Phelan National Coach of the Year
	Finalist for Ben Jobe National Coach of the Year
2018-19	Finalist for Skip Prosser Man of the Year
	Finalist for Ben Jobe National Coach of the Year
	NCAA Tournament
2022-23	NIT Second Round

COLLEGIATE CAREER

1982-86	Duke University
1985-86	Naismith National Player of the Year
	Consensus First Team All-America
	First Team All-ACC
	NCAA East Regional MVP
	ACC Tournament MVP
	Duke Team MVP
	Duke Co-Captain
1984-85	Consensus First Team All-America
	First Team All-ACC
	Duke Team MVP
1983-84	Second Team All-ACC
	Duke Team MVP
1982-83	Freshman All-America
	Second Team All-ACC
	Duke Team MVP

THE DAWKINS FILE

Hometown	Washington, D.C.
High School	Mackin Catholic
College	Duke, 1986

Professional Experience

A 1986 first-round NBA Draft pick (10th overall) by San Antonio, Dawkins saw action in nine NBA seasons with the Spurs (1986-89), Philadelphia 76ers (1989-94) and Detroit Pistons (1994-95). He averaged 11.1 points, 2.5 rebounds and 5.5 assists over 541 career NBA games.

Giving Back to the Game

Dawkins has served as a member of the National Association of Basketball Coaches Board of Directors since 2012. He currently serves on the NCAA Division I Men's Basketball Ethics Coalition, an independent committee of current and former coaches, charged with promoting ethical conduct through leadership, education and mentoring opportunities, while identifying key issues challenging the coaching community.



0 Charlie May

Guard | Redshirt Freshman | 6-5 | 183
 Boca Raton, Fla. | St. Andrew's School

MAY NOTEBOOK

- Made his collegiate debut in the final minute of UCF's 2023-24 season opener in an 85-62 victory over FIU
- Did not see game action during the 2022-23 season.
- Helped St. Andrews to a state championship in his high school sophomore season.
- May and St. Andrews earned three district titles from his freshman to junior years.
- Was the team captain of his St. Andrews squad in his senior season.
- His father, Dusty May, is entering his sixth season head coach of the Florida Atlantic's men's basketball team and led the program to its first NCAA Final Four during the 2022-23 season. His brother, Jack May, is on Florida's men's basketball roster as a redshirt junior guard for the 2023-24 season.

COLLEGE PATH

22-23: Freshman - UCF
 23-24: Redshirt Freshman - UCF

GAME-BY-GAME STATS

Opponent	Date	GS	MIN	Total		3-Pointers		Free throws		Rebounds				PF	A	TO	BLK	STL	PTS	AVG
				FG	FGA	PCT	3FG	3FGA	PCT	FT	FTA	PCT	OFF							
FIU	11/06/2023		00:38	0-0	.000	0-0	.000	0-0	.000	0	0	0	0.0	0	0	0	0	0	0	0.0
Totals		0	00:38	0-0	.000	0-0	.000	0-0	.000	0	0	0	0.0	0	0	0	0	0	0	0.0

SOCIAL MEDIA

@charlie.may12
 @charliel2may

Player Averages

Games Played	Minutes/game	Points/game	FG Pct	3FG Pct	FT Pct	Rebounds/game	Assists/game	Turnovers/game	Assist/Turnover ratio	Steals/game	Blocks/game
1	0.6	0.0	0.0	0.0	0.0	0.0	0.0	0.0	0.0	0.0	0.0

Did You Know?

- Major: Communications
- Favorite pro athlete: Paul George
- Favorite pro team: Indiana Pacers
- Pre-game ritual: Listen to Youngboy
- Favorite movie: Step Brothers
- Favorite TV show: The Office
- Favorite music artist: NBA Youngboy
- Favorite food: Pizza
- Second favorite sport: Football
- Favorite off-day activity: Playing video games
- Fun fact: His dog has one eye
- Hidden talent: Good at Wii bowling

MISCELLANEOUS

Situation	'23-'24
Led team in scoring	-
Led team in rebounds	-
Led team in assists	-
Led team in blocks	-
Led team in steals	-
Double-Doubles	-
Double Figure Points	-
5+ Rebounds	-
Double Figure Rebounds	-
20-Point Games	-
30-Point Games	-
3+ Three Pointers	-
5+ Assists	-
3+ Steals	-
3+ Blocks	-

2023-24 GAME HIGHS


Points	N/A	-
Rebounds	N/A	-
Assists	N/A	-
Steals	N/A	-
Blocks	N/A	-
FGs Made	N/A	-
FGs Attempted	N/A	-
3-Pt. FGs Made	N/A	-
3-Pt. FGs Attempted	N/A	-
FTs Made	N/A	-
FTs Attempted	N/A	-

SINGLE-GAME CAREER HIGHS

Points	N/A	-
Rebounds	N/A	-
Assists	N/A	-
Steals	N/A	-
Blocks	N/A	-
FGs Made	N/A	-
FGs Attempted	N/A	-
3-Pt. FGs Made	N/A	-
3-Pt. FGs Attempted	N/A	-
FTs Made	N/A	-
FTs Attempted	N/A	-

CAREER STATS

SEASON	TEAM	Field Goals		3-Point		F-Throws		Rebounds				Scoring															
		GP	GS	MIN	AVG	FG	FGA	FG%	3FG	3FGA	3FG%	FT	FTA	FT%	OFF	DEF	TOT	AVG	PF	FO	A	TO	BLK	STL	PTS	AVG	
2023-24	UCF	1	0	1	0.6	0	0	.000	0	0	.000	0	0	0	0.0	0	0	0	0.0	0	0	0	0	0	0	0	0.0
TOTAL		1	0	1	0.6	0	0	.000	0	0	.000	0	0	0	0.0	0	0	0	0.0	0	0	0	0	0	0	0.0	



1 Antwann Jones

Guard | 5th Year | 6-6 | 215

Orlando, Fla. | Oak Ridge | Louisiana/Creighton/Memphis

JONES NOTEBOOK

- Played in eight games in 2021-22 with Louisiana, including one start against Jackson State, shooting 40% from the field on the season
- Recorded nine assists and added one block with the Rajin Cajuns
- Played in 30 games in 2020-21 with Creighton, including one start, while averaging 3.4 points, 2.2 rebounds and 1.3 assists per contest in 10.9 minutes per game
- Made his Creighton debut with 11 points, 5 rebounds and 4 assists vs. North Dakota State (Nov. 29), then had 12 points and 6 assists vs. Omaha (Dec. 1)
- Scored a season-high 13 points in 13 minutes with the Bluejays, adding four rebounds and two assists to lead comeback from 13 down vs. No. 22 Xavier (Dec. 23)
- Was able to practice, but redshirted and did not play for Creighton's BIG EAST champion team in 2019-20.
- Averaged 4.7 points and 3.0 rebounds in 16.7 minutes per game during his lone season at Memphis; saw action in 35-of-36 games, with six starts
- Shot 42.4 percent from the field, 34.1 percent from three-point range and 84.4 percent at the line; scored in double-figures seven times, with a high of 16 points vs. Wichita State (Jan. 3); Compiled a streak of four straight games with 11 points or more from Dec. 22-Jan. 3, averaging 12.8 points in that span

COLLEGE PATH

18-19: Freshman - Memphis
19-20: Sophomore - Creighton
20-21: R-Sophomore - Creighton
21-22: R-Junior - Louisiana
22-23: R-Senior - Did Not Play
23-24: 5th Year - UCF

SOCIAL MEDIA

Instagram: @_twannnnn
 Twitter: @j5_twann

Did You Know?

Major: Marketing
Favorite pro athlete: Shaquille O'Neal
Favorite pro team: Baltimore Ravens
Pre-game ritual: Pray, drink Starbucks, stretch, practice shooting, meditate
Favorite movie(s): Iron Man
Favorite TV show: Power
Favorite music artist: Kodak Black
Favorite food: Penne pasta alla vodka
Second favorite sport: UFC
Favorite off-day activity: Sleeping
Fun fact: He and his mom share the same birthday
Hidden talent: Can rap

MISCELLANEOUS

Situation	'23-'24
Led team in scoring	-
Led team in rebounds	-
Led team in assists	-
Led team in blocks	-
Led team in steals	-
Double-Doubles	-
Double Figure Points	-
5+ Rebounds	-
Double Figure Rebounds	-
20-Point Games	-
30-Point Games	-
3+ Three Pointers	-
5+ Assists	-
3+ Steals	-
3+ Blocks	-

GAME-BY-GAME STATS

Has not played during the 2023-24 season.

2023-24 GAME HIGHS

Points	N/A	-
Rebounds	N/A	-
Assists	N/A	-
Steals	N/A	-
Blocks	N/A	-
FGs Made	N/A	-
FGs Attempted	N/A	-
3-Pt. FGs Made	N/A	-
3-Pt. FGs Attempted	N/A	-
FTs Made	N/A	-
FTs Attempted	N/A	-

SINGLE-GAME CAREER HIGHS

Points	16	Wichita State (1/3/19)
Rebounds	7	2x, last vs. Kennesaw St. (12/4/20)
Assists	6	Little Rock (12/19/18)
Steals	3	3x, last at Creighton (3/22/19)
Blocks	3	UCF (1/27/19)
FGs Made	7	Wichita State (1/3/19)
FGs Attempted	14	Canisius (11/23/18)
3-Pt. FGs Made	2	7x, last vs. Butler (3/11/21)
3-Pt. FGs Attempted	5	ECU (1/10/19)
FTs Made	7	Kennesaw St. (12/4/20)
FTs Attempted	8	Kennesaw St. (12/4/20)

CAREER STATS

SEASON	TEAM	Field Goals				3-Point		F-Throws		Rebounds				Scoring						
		GP-GS	MIN/AVG	FG-FGA	FG%	3FG-3FGA	3FG%	FT-FTA	FT%	OFF	DEF	TOT	AVG	PF-FO	A	TO	BLK	STL	PTS	AVG
2018-19	Mem	35-6	580/16.6	56-132	.424	15-44	.341	38-45	.844	18	86	104	3.0	59-2	64	51	14	23	165	4.7
2020-21	CU	30-1	326/10.9	34-91	.374	12-37	.324	22-32	.688	15	52	67	2.2	36-0	39	22	6	7	102	3.4
2021-22	LA	8-1	65/8.1	6-15	.400	2-7	.286	3-7	.429	4	8	12	1.5	6-0	9	4	1	0	17	2.1
TOTAL FOR UCF		0-0	0/0.0	0-0	.000	0-0	.000	0-0	.000	0	0	0	0.0	0-0	0	0	0	0	0	0.0
TOTAL		73-8	972/13.3	96-238	.403	29-88	.330	63-84	.750	37	146	183	2.5	101-2	112	77	21	30	284	3.9



2 Shemarri Allen

Guard | 5th Year | 6-4 | 190
Arden, N.C. | T.C. Roberson | UMKC / Cowley CC

ALLEN NOTEBOOK

- Played 30 minutes in his UCF debut on opening night against FIU, earning the start while posting eight points, five rebounds, five assists and three steals.
- Earned Second Team All-Summit League and Summit League All-Defensive Team honors in 2022-23 in his senior season at UMKC, a year in which he appeared in 29 games, making 28 starts
- Averaged 17.0 points on 41.4% shooting in 2022-23, adding 5.0 rebounds, 2.7 assists and 2.0 steals per game. He finished the year ranked top-10 in the Summit in FG% (6th), free throws made (5th), minutes per game (6th), points per game (6th) and steals per game (1st); finished the campaign ranked top-100 in the NCAA in free throw attempts (70th), minutes per game (96th), steals (57th) and steals per game (28th)

- Scored in double-digits in 25 games, including 10 games above 20 points
- Notched season-high 34 points in triple-OT game at Denver on Dec. 29, including game-tying three at end of regulation
- Suffered season-ending arm injury against North Dakota on Feb. 18
- Appeared in 30 games in 2021-22, starting in seven and averaged 23.5 minutes per game, sixth-best on team. His 57.9% field goal percentage was second-best on team
- Earned first-career start against Morehead State on Nov. 27, 2021, notching six points, five rebounds and three assists

COLLEGE PATH

19-20: Freshman - Cowley CC
20-21: Sophomore - Cowley CC
21-22: Junior - UMKC
22-23: Senior - UMKC
23-24: 5th Year - UCF

GAME-BY-GAME STATS

Opponent	Date	GS	MIN	Total		3-Pointers		Free throws		Rebounds				Points						
				FG-FGA	PCT	3FG-3FGA	PCT	FT-FTA	PCT	OFF	DEF	TOT	AVG	PF	A	TO	BLK	STL	PTS	AVG
FIU	11/06/2023	*	29:16	3-7	.429	0-1	.000	2-3	.667	2	3	5	5.0	2	5	2	0	3	8	8.0
Totals		1	29:16	3-7	.429	0-1	.000	2-3	.667	2	3	5	5.0	2	5	2	0	3	8	8.0

SOCIAL MEDIA

@shemarriallen
@shemarriallen23

CAREER HONORS

- Second Team All-Summit League 2022-23
- Summit League All-Defensive Team 2022-23

Player Averages

Games Played	Minutes/game	Points/game	FG Pct	3FG Pct	FT Pct	Rebounds/game	Assists/game	Turnovers/game	Assist/Turnover ratio	Steals/game	Blocks/game
1	29.3	8.0	42.9	0.0	66.7	5.0	5.0	2.0	2.5	3.0	0.0

Did You Know?

Major: Liberal Arts/Business
Favorite pro athlete: LeBron James
Favorite pro team: Dallas Mavericks
Favorite movie: Love and Basketball
Favorite TV show: Power
Favorite music artist: NBA Youngboy
Favorite food: Soul Food
Second favorite sport: Football
Favorite off-day activity: Stream video games
Fun fact: Played soccer in high school
Hidden talent: Can juggle

MISCELLANEOUS

Situation	'23-'24
Led team in scoring	-
Led team in rebounds	-
Led team in assists	1
Led team in blocks	-
Led team in steals	1
Double-Doubles	-
Double Figure Points	-
5+ Rebounds	1
Double Figure Rebounds	-
20-Point Games	-
30-Point Games	-
3+ Three Pointers	-
5+ Assists	1
3+ Steals	1
3+ Blocks	-

2023-24 GAME HIGHS

Points	8	FIU (11/6/23)
Rebounds	5	FIU (11/6/23)
Assists	5	FIU (11/6/23)
Steals	3	FIU (11/6/23)
Blocks	N/A	-
FGs Made	3	FIU (11/6/23)
FGs Attempted	7	FIU (11/6/23)
3-Pt. FGs Made	N/A	-
3-Pt. FGs Attempted	1	FIU (11/6/23)
FTs Made	2	FIU (11/6/23)
FTs Attempted	3	FIU (11/6/23)

SINGLE-GAME CAREER HIGHS

Points	34	at Denver (12/29/22)
Rebounds	9	Denver (1/28/23)
Assists	9	Calvary (12/4/21)
Steals	6	at North Dakota (1/19/23)
Blocks	3	Lincoln (Mo.) (11/7/22)
FGs Made	12	at Denver (12/29/22)
FGs Attempted	29	at Denver (12/29/22)
3-Pt. FGs Made	3	at Denver (12/29/22)
3-Pt. FGs Attempted	8	at Denver (12/29/22)
FTs Made	11	Idaho St. (11/29/22)
FTs Attempted	16	at North Dakota St. (1/21/23)

CAREER STATS

SEASON	TEAM	GP-GS	MIN/AVG	Field Goals		3-Point		F-Throws		Rebounds				Scoring						
				FG-FGA	FG%	3FG-3FGA	3FG%	FT-FTA	FT%	OFF	DEF	TOT	AVG	PF-FO	A	TO	BLK	STL	PTS	AVG
2021-22	KC	30-7	702/23.4	55-95	.579	0-15	.000	34-62	.548	22	65	87	2.9	107-9	65	30	14	26	144	4.8
2022-23	KC	29-28	1006/34.7	172-415	.414	24-70	.343	125-174	.718	50	95	145	5.0	83-1	77	71	13	59	493	17.0
2023-24	UCF	1-1	29/29.3	3-7	.429	0-1	.000	2-3	.667	2	3	5	5.0	2-0	5	2	0	3	8	8.0
TOTAL FOR UCF	1-1	29/29.3	3-7	.429	0-1	.000	2-3	.667	2	3	5	5.0	2-0	5	2	0	3	8	8.0	
TOTAL	60-36	1737/29.0	230-517	.445	24-86	.279	161-239	.674	74	163	237	4.0	192-10	147	103	27	88	645	10.8	



3 Darius Johnson

Guard | Junior | 6-1 | 200
Boys, Md. | Episcopal (Va.)

JOHNSON NOTEBOOK

- Posted 15 points, four rebounds and four assists in UCF's 2023-24 season opening victory over FIU
- Scored double digits in 14 games in 2022-23, including five with 15 or more.
- Posted a career high 24 points in just his second game of the 2022-23 season after missing the first five games due to injury
- Tallied two games with 10 assists (vs. Stetson, 12/21/22; vs. Tulsa 2/11/23), resulting in two double-doubles on the year
- Snatched a steal in all but four of his 25 games in 2022-23, started the year with 10 straight games with a steal
- Named to the AAC All-Freshman Team and earned a pair of AAC Freshman of the Week honors during his rookie campaign.

- Saw action in all 30 games for the Knights in 2021-22, the only freshman and one of four players to do so.
- Prior to arriving at UCF, he earned a four-star ranking by both ESPN and Rivals.
- Was ranked as the 108th best player in his recruiting class by Rivals, along with the 18th best going guard in the nation and the fourth best player from Virginia.
- Son of UCF Director of Player Development Kelvin Johnson.
- Brother Xavier plays at Southern Illinois, is currently a fifth-year guard and will be playing in his second season with the Salukis after spending three seasons at George Mason. Xavier was named to the MVC All-Defensive Team in 2022-23.

COLLEGE PATH

21-22: Freshman - UCF
22-23: Sophomore - UCF
23-24: Junior - UCF

SOCIAL MEDIA

@dariusjohnson3
@dariusjohnson3

CAREER HONORS

- All Freshman Team 2021-22
- 2x Rookie of the Week Jan. 24, 2022, Feb. 21, 2022
- 2x Weekly Honor Roll Dec. 26, Feb. 13

Did You Know?

Major: Hospitality
 Favorite pro athlete(s): Damian Lillard, Kevin Durant, Steph Curry
 Favorite pro team: Washington Commanders
 Pre-game ritual: Nap
 Favorite movie(s): Rush Hour
 Favorite TV show: Power
 Favorite music artist: Youngboy
 Favorite food: Chicken
 Second favorite sport: Football
 Favorite off-day activity: Sleep
 Fun fact: Used to play lacrosse
 Hidden talent: Can sing

MISCELLANEOUS

Situation	'23-'24
Led team in scoring	-
Led team in rebounds	-
Led team in assists	-
Led team in blocks	-
Led team in steals	-
Double-Doubles	-
Double Figure Points	1
5+ Rebounds	-
Double Figure Rebounds	-
20-Point Games	-
30-Point Games	-
3+ Three Pointers	1
5+ Assists	-
3+ Steals	-
3+ Blocks	-

GAME-BY-GAME STATS

Opponent	Date	GS	MIN	Total		3-Pointers		Free throws		Rebounds				PF A TO BLK STL PTS AVG						
				FG-FGA	PCT	3FG-3FGA	PCT	FT-FTA	PCT	OFF	DEF	TOT	AVG	PF	A	TO	BLK	STL	PTS	AVG
FIU	11/06/2023	*	31:19	5-12	.417	3-8	.375	2-4	.500	1	3	4	4.0	3	4	6	0	2	15	15.0
Totals		1	31:19	5-12	.417	3-8	.375	2-4	.500	1	3	4	4.0	3	4	6	0	2	15	15.0

Player Averages

Games Played	Minutes/game	Points/game	FG Pct	3FG Pct	FT Pct	Rebounds/game	Assists/game	Turnovers/game	Assist/Turnover ratio	Steals/game	Blocks/game
1	31.3	15.0	41.7	37.5	50.0	4.0	4.0	6.0	0.7	2.0	0.0

2023-24 GAME HIGHS

Points	15	FIU (11/6/23)
Rebounds	4	FIU (11/6/23)
Assists	4	FIU (11/6/23)
Steals	2	FIU (11/6/23)
Blocks	N/A	-
FGs Made	5	FIU (11/6/23)
FGs Attempted	12	FIU (11/6/23)
3-Pt. FGs Made	3	FIU (11/6/23)
3-Pt. FGs Attempted	8	FIU (11/6/23)
FTs Made	2	FIU (11/6/23)
FTs Attempted	4	FIU (11/6/23)

SINGLE-GAME CAREER HIGHS

Points	24	vs. Miami (11/27/22)
Rebounds	8	vs ECU (02/20/22)
Assists	10	2x, last vs. Tulsa (2/11/23)
Steals	7	at Wichita State (2/8/23)
Blocks	1	2x, last at Houston (12/31/22)
Field Goals Made	9	vs. Miami (11/27/22)
Field Goals Attempted	17	at Ole Miss (12/14/22)
3-Point Field Goals Made	4	at ECU (01/18/22)
3-Point Field Goals Attempted	9	at Tulane (03/03/22)
Free Throws Made	6	4x, last at Houston (12/31/22)
Free Throws Attempted	7	2x, last vs. Samford (12/4/22)

CAREER STATS

SEASON	TEAM	GP-GS	MIN/AVG	Field Goals		3-Point		F-Throws		Rebounds				Scoring						
				FG-FGA	FG%	3FG-3FGA	3FG%	FT-FTA	FT%	OFF	DEF	TOT	AVG	PF-FO	A	TO	BLK	STL	PTS	AVG
2021-22	UCF	30-13	709/23.6	64-195	.328	26-87	.299	39-53	.736	16	84	100	3.3	62-2	89	59	1	30	193	6.4
2022-23	UCF	25-22	773/30.9	89-231	.385	28-104	.269	43-50	.860	17	59	76	3.0	65-4	106	61	2	55	249	10.0
2023-24	UCF	1-1	31/31.3	5-12	.417	3-8	.375	2-4	.500	1	3	4	4.0	3-0	4	6	0	2	15	15.0
TOTAL		56-36	1513/27.0	158-438	.361	57-199	.286	84-107	.785	34	146	180	3.2	130-6	199	126	3	87	457	8.2



4 Comeh Emuobor

Guard | Freshman | 6-5 | 205
Raleigh, N.C. | Brewster Academy

EMUOBOR NOTEBOOK

- Made his collegiate debut in UCF's 2023-24 season opening win over FIU on 11/6/23, seeing 6:18 of game action and grabbing a rebound.
- A three-star small forward recruit ranked No. 7 in North Carolina and No. 41 at his position according to 247 Sports
- A top 200 national recruit according to 247 Sports' composite ranking
- Transferred to Brewster Academy in New Hampshire for his senior season
- Was North Carolina All-State in his sophomore and junior seasons, spending both at Ravenscroft High in Raleigh.
- Averaged 17.1 points, 8.0 rebounds and 3.5 assists per game in his junior year at Ravenscroft.
- Was named TISAC (Triangle Independent School Athletic Conference) MVP after his sophomore campaign
- Saw time on varsity his freshman season at Enloe High School, located in Raleigh, North Carolina.

GAME-BY-GAME STATS

Opponent	Date	GS	MIN	Total		3-Pointers		Free throws		Rebounds				PF	A	TO	BLK	STL	PTS	AVG
				FG-FGA	PCT	3FG-3FGA	PCT	FT-FTA	PCT	OFF	DEF	TOT	AVG							
FIU	11/06/2023		06:18	0-2	.000	0-1	.000	0-0	.000	0	1	1	1.0	1	0	0	0	0	0	0.0
Totals		0	06:18	0-2	.000	0-1	.000	0-0	.000	0	1	1	1.0	1	0	0	0	0	0	0.0

COLLEGE PATH

23-24: Freshman - UCF

SOCIAL MEDIA

@comeh5
@comeh_emuobor

Did You Know?

- Major: Undecided
- Favorite pro athlete: Victor Oladipo
- Favorite pro team: Los Angeles Lakers
- Pre-game ritual: Nap
- Favorite movie: Madagascar
- Favorite TV show: Martin
- Favorite music artist: Drake
- Favorite food: Pasta
- Second favorite sport: Soccer
- Favorite off-day activity: Sleep
- Fun fact: Likes animals
- Hidden talent: Can dance

Player Averages

Games Played	Minutes/game	Points/game	FG Pct	3FG Pct	FT Pct	Rebounds/game	Assists/game	Turnovers/game	Assist/Turnover ratio	Steals/game	Blocks/game
1	6.3	0.0	0.0	0.0	0.0	1.0	0.0	0.0	0.0	0.0	0.0

MISCELLANEOUS

Situation	'23-'24
Led team in scoring	-
Led team in rebounds	-
Led team in assists	-
Led team in blocks	-
Led team in steals	-
Double-Doubles	-
Double Figure Points	-
5+ Rebounds	-
Double Figure Rebounds	-
20-Point Games	-
30-Point Games	-
3+ Three Pointers	-
5+ Assists	-
3+ Steals	-
3+ Blocks	-

2023-24 GAME HIGHS

Points	N/A	-
Rebounds	1	FIU (11/6/23)
Assists	N/A	-
Steals	N/A	-
Blocks	N/A	-
FGs Made	N/A	-
FGs Attempted	2	FIU (11/6/23)
3-Pt. FGs Made	N/A	-
3-Pt. FGs Attempted	1	FIU (11/6/23)
FTs Made	N/A	-
FTs Attempted	N/A	-

SINGLE-GAME CAREER HIGHS

Points	N/A	-
Rebounds	1	FIU (11/6/23)
Assists	N/A	-
Steals	N/A	-
Blocks	N/A	-
FGs Made	N/A	-
FGs Attempted	2	FIU (11/6/23)
3-Pt. FGs Made	N/A	-
3-Pt. FGs Attempted	1	FIU (11/6/23)
FTs Made	N/A	-
FTs Attempted	N/A	-

CAREER STATS

SEASON	TEAM	GP-GS	MIN/AVG	Field Goals		3-Point		F-Throws		Rebounds				Scoring						
				FG-FGA	FG%	3FG-3FGA	3FG%	FT-FTA	FT%	OFF	DEF	TOT	AVG	PF	FO	A	TO	BLK	STL	PTS
2023-24	UCF	1-0	6/6.3	0-2	.000	0-1	.000	0-0	.000	0	1	1	1.0	1-0	0	0	0	0	0	0.0
TOTAL		1-0	6/6.3	0-2	.000	0-1	.000	0-0	.000	0	1	1	1.0	1-0	0	0	0	0	0	0.0



5 Omar Payne

Forward | Fifth Year | 6-10 | 228

Kissimmee, Fla. | Montverde Academy | Jacksonville/Illinois/Florida

PAYNE NOTEBOOK

- Played 15 minutes in his UCF debut on 11/6/23, snagging a team-leading six rebounds, sinking four points, swatting two blocks and adding a steal
- Led Jacksonville in field goal percentage (.598) and blocks (26) last season
- Played in 25 games with Jacksonville last season, starting nine
- Scored double-digits twice last season with Jacksonville
- Recorded second career double-double, with 17 points and 10 rebounds vs. Voorhees
- Was on NCAA Tournament teams with Illinois (2021-22) and Florida (2020-21)
- Three points in NCAA Tournament first-round win over Chattanooga (3/18/22)

- with Illinois
- Helped Montverde to a 22-3 record and a semifinal appearance in the GEICO Nationals in the 2018-19 season
- Prior to enrolling at Montverde Academy for his senior year, played at Osceola High School in Kissimmee, Florida for three years and helped the team to the 2017 Class 9A state championship and a 28-2 record
- Top-50 recruit in Class of 2019 ranked No. 44 by ESPN and No. 45 by 247Sports Composite

COLLEGE PATH

19-20: Freshman - Florida
 20-21: Sophomore - Florida
 21-22: Junior - Illinois
 22-23: Senior - Jacksonville
23-24: 5th Year - UCF

GAME-BY-GAME STATS

Opponent	Date	GS	MIN	Total		3-Pointers		Free throws		Rebounds				PF A TO BLK STL PTS AVG						
				FG-FGA	PCT	3FG-3FGA	PCT	FT-FTA	PCT	OFF	DEF	TOT	AVG	PF	A	TO	BLK	STL	PTS	AVG
FIU	11/06/2023	*	15:05	1-2	.500	0-0	.000	2-2	1.000	2	4	6	6.0	5	0	0	2	1	4	4.0
Totals			15:05	1-2	.500	0-0	.000	2-2	1.000	2	4	6	6.0	5	0	0	2	1	4	4.0

SOCIAL MEDIA

@ogomarpayne
 @ogomarpayne

Player Averages

Games Played	Minutes/game	Points/game	FG Pct	3FG Pct	FT Pct	Rebounds/game	Assists/game	Turnovers/game	Assist/Turnover ratio	Steals/game	Blocks/game
1	15.1	4.0	50.0	0.0	100.0	6.0	0.0	0.0	0.0	1.0	2.0

Did You Know?

- Major: Communications
- Favorite pro athlete: LeBron James
- Favorite pro team: Miami Heat
- Pre-game ritual: Listen to music
- Favorite movie: The Conjuring
- Favorite TV show: Family Guy
- Favorite music artist: Kodak Black
- Favorite food: Lasagna
- Second favorite sport: Football
- Favorite off-day activity: Playing NBA 2K
- Fun fact: Elite NBA 2K player
- Hidden talent: Excellent chef

MISCELLANEOUS

Situation	'23-'24
Led team in scoring	-
Led team in rebounds	1
Led team in assists	-
Led team in blocks	-
Led team in steals	-
Double-Doubles	-
Double Figure Points	-
5+ Rebounds	1
Double Figure Rebounds	-
20-Point Games	-
30-Point Games	-
3+ Three Pointers	-
5+ Assists	-
3+ Steals	-
3+ Blocks	-

2023-24 GAME HIGHS

Points	4	FIU (11/6/23)
Rebounds	6	FIU (11/6/23)
Assists	N/A	-
Steals	1	FIU (11/6/23)
Blocks	2	FIU (11/6/23)
FGs Made	1	FIU (11/6/23)
FGs Attempted	2	FIU (11/6/23)
3-Pt. FGs Made	N/A	-
3-Pt. FGs Attempted	N/A	-
FTs Made	2	FIU (11/6/23)
FTs Attempted	2	FIU (11/6/23)

SINGLE-GAME CAREER HIGHS

Points	19	Auburn (1/18/20)
Rebounds	11	Auburn (1/18/20)
Assists	3	Jacksonville St. (1/2/23)
Steals	2	4x, last vs. E. Kentucky (2/24/23)
Blocks	5	Tennessee (1/19/21)
FGs Made	9	Auburn (1/18/20)
FGs Attempted	10	Voorhees (11/20/22)
3-Pt. FGs Made	1	Charleston Southern (12/17/22)
3-Pt. FGs Attempted	1	Charleston Southern (12/17/22)
FTs Made	4	at Nebraska (1/11/22)
FTs Attempted	6	Voorhees (11/20/22)

CAREER STATS

SEASON	TEAM	GP-GS	MIN/AVG	Field Goals		3-Point		F-Throws		Rebounds				Scoring						
				FG-FGA	FG%	3FG-3FGA	3FG%	FT-FTA	FT%	OFF	DEF	TOT	AVG	PF-FO	A	TO	BLK	STL	PTS	AVG
2019-20	UF	30-7	452/15.1	51-83	.614	0-0	.000	13-35	.371	54	53	107	3.6	66-1	7	18	34	8	115	3.8
2020-21	UF	24-8	375/15.6	39-52	.750	0-0	.000	12-21	.571	29	47	76	3.2	58-0	9	14	29	10	90	3.8
2021-22	Illini	32-3	240/7.5	21-34	.618	0-0	.000	15-28	.536	19	34	53	1.7	58-1	5	18	24	3	57	1.8
2022-23	Jville	25-9	424/17.0	52-87	.598	1-1	1.000	15-26	.577	23	57	80	3.2	41-0	13	20	26	8	120	4.8
2023-24	UCF	1-1	15/15.1	1-2	.500	0-0	.000	2-2	1.000	2	4	6	6.0	5-1	0	0	2	1	4	4.0
TOTAL FOR UCF		1-1	15/15.1	1-2	.500	0-0	.000	2-2	1.000	2	4	6	6.0	5-1	0	0	2	1	4	4.0
TOTAL		112-28	1506/13.4	164-258	.636	1-1	1.000	57-112	.509	127	195	322	2.9	228-3	34	70	115	30	386	3.4



10 Mintautas Mockus

Guard/Forward | Freshman | 6-7 | 191
Klaipeda, Lithuania | Klaipeda Vetrunges Gym

MOCKUS NOTEBOOK

- Made his UCF debut in the team's 11/6/23 season opener against FIU, playing seven minutes, scoring two points while grabbing a rebound and steal
- Was the leading scorer among all attendees at the NBA Academy Games in July 2023 in Atlanta, Georgia
- Played in international basketball leagues from 2020-23 in Lithuania and Spain
- Played in the top two leagues in Lithuania, playing 25 games in the Lithuanian Basketball League with Prienai and 40 in the second tier for Kretingos Kretinga and Klaipedos Neptunas-Akvaservis
- Remained in his home country into 2023 and made the jump to the third tier of Spanish basketball, LEB Plata, and played in nine contests for Clinica Ponferrada
- Was a member of the U18 Lithuania national team for the 2021 FIBA U18 European Challengers tournament; playing in five games, averaging 9.0 points, 6.8 rebounds and 4.4 assists while averaging nearly 22.5 minutes while shooting 40.6% from the field

COLLEGE PATH

23-24: Freshman - UCF

SOCIAL MEDIA

@mintas12
@MintasMoc

Did You Know?

- Major: Communications
- Favorite pro athlete: Luka Doncic
- Favorite pro team: Milwaukee Bucks
- Pre-game ritual: Listen to music
- Favorite movie: The Batman
- Favorite TV show: Stranger Things
- Favorite music artist: Tyler the Creator
- Favorite food: Chinese Food
- Second favorite sport: Soccer
- Favorite off-day activity: Video games
- Fun fact: Likes to swim
- Hidden talent: Can speak four languages

MISCELLANEOUS

Situation	'23-'24
Led team in scoring	-
Led team in rebounds	-
Led team in assists	-
Led team in blocks	-
Led team in steals	-
Double-Doubles	-
Double Figure Points	-
5+ Rebounds	-
Double Figure Rebounds	-
20-Point Games	-
30-Point Games	-
3+ Three Pointers	-
5+ Assists	-
3+ Steals	-
3+ Blocks	-

GAME-BY-GAME STATS

Opponent	Date	GS	MIN	Total		3-Pointers		Free throws		Rebounds				PF	A	TO	BLK	STL	PTS	AVG
				FG-FGA	PCT	3FG-3FGA	PCT	FT-FTA	PCT	OFF	DEF	TOT	AVG							
FIU	11/06/2023		07:00	1-4	.250	0-3	.000	0-0	.000	1	0	1	1.0	2	0	0	0	1	2	2.0
Totals		0	07:00	1-4	.250	0-3	.000	0-0	.000	1	0	1	1.0	2	0	0	0	1	2	2.0

Player Averages

Games Played	Minutes/game	Points/game	FG Pct	3FG Pct	FT Pct	Rebounds/game	Assists/game	Turnovers/game	Assist/Turnover ratio	Steals/game	Blocks/game
1	7.0	2.0	25.0	0.0	0.0	1.0	0.0	0.0	0.0	1.0	0.0

2023-24 GAME HIGHS

Points	2	FIU (11/6/23)
Rebounds	1	FIU (11/6/23)
Assists	N/A	-
Steals	1	FIU (11/6/23)
Blocks	N/A	-
FGs Made	1	FIU (11/6/23)
FGs Attempted	4	FIU (11/6/23)
3-Pt. FGs Made	N/A	-
3-Pt. FGs Attempted	3	FIU (11/6/23)
FTs Made	N/A	-
FTs Attempted	N/A	-

SINGLE-GAME CAREER HIGHS

Points	2	FIU (11/6/23)
Rebounds	1	FIU (11/6/23)
Assists	N/A	-
Steals	1	FIU (11/6/23)
Blocks	N/A	-
FGs Made	1	FIU (11/6/23)
FGs Attempted	4	FIU (11/6/23)
3-Pt. FGs Made	N/A	-
3-Pt. FGs Attempted	3	FIU (11/6/23)
FTs Made	N/A	-
FTs Attempted	N/A	-

CAREER STATS

SEASON	TEAM	GP-GS	MIN/AVG	Field Goals		3-Point		F-Throws		Rebounds				PF	FO	A	TO	BLK	STL	PTS	AVG
				FG-FGA	FG%	3FG-3FGA	3FG%	FT-FTA	FT%	OFF	DEF	TOT	AVG								
2023-24	UCF	1-0	7/7.0	1-4	.250	0-3	.000	0-0	.000	1	0	1	1.0	2	0	0	0	0	1	2	2.0
TOTAL		1-0	7/7.0	1-4	.250	0-3	.000	0-0	.000	1	0	1	1.0	2	0	0	0	0	1	2	2.0



11 Ibrahima Diallo

Forward | 5th Year | 7-0 | 246

Saly, Senegal | Prolific Prep (Calif.) | San Jose State/Ohio State

DIALLO NOTEBOOK

- Played in 11 minutes in UCF's 11/6/23 season opener, leading the team with three blocks, tallying seven points and three rebounds
- Started all 35 games at center in 2022-23 and averaged 6.0 points and 6.0 rebounds per game
- One of the nation's best players in blocking shots at 1.66 pg, ranking 51st in the country
- Set the Provident Credit Union Event Center (San Jose State's home arena) record with eight blocks in the win over Alabama State
- Third on San Jose State's single-season blocked shots list with 58, a mark that ranked him 40th nationally

- Ranked seventh in all-time blocked shots prior to leaving San Jose State with 78 in 48 games played
- His eight blocks against Alabama State were tied for the second-highest total in a game in 2022-23
- Played a total of 13 games, seeing 51 minutes of action in his freshman and sophomore seasons at Ohio State
- Arrived in the United States from Senegal in 2016, while he was in high school

COLLEGE PATH

19-20: Freshman - Ohio State
 20-21: Sophomore - Ohio State
 21-22: Junior - San Jose State
 22-23: Senior - San Jose State
23-24: 5th Year - UCF

SOCIAL MEDIA

@ibrahimaa_diallo
 @ibrahimadiallo

Did You Know?

- Major: Communications
- Favorite pro athlete: Joel Embiid
- Favorite pro team: Los Angeles Lakers
- Pre-game ritual: Pray, talk to parents, nap, eat and listen to music
- Favorite movie: Black Panther
- Favorite TV show: Money Heist
- Favorite music artist: Burna Boy
- Favorite food: Jollof Rice
- Second favorite sport: Soccer
- Favorite off-day activity: Sleeping and watching Disney+
- Hidden talent: Very good at soccer

MISCELLANEOUS

Situation	'23-'24
Led team in scoring	-
Led team in rebounds	-
Led team in assists	-
Led team in blocks	1
Led team in steals	-
Double-Doubles	-
Double Figure Points	-
5+ Rebounds	-
Double Figure Rebounds	-
20-Point Games	-
30-Point Games	-
3+ Three Pointers	-
5+ Assists	-
3+ Steals	-
3+ Blocks	1

GAME-BY-GAME STATS

Opponent	Date	GS	MIN	Total		3-Pointers		Free throws		Rebounds				Scoring						
				FG-FGA	PCT	3FG-3FGA	PCT	FT-FTA	PCT	OFF	DEF	TOT	AVG	PF	A	TO	BLK	STL	PTS	AVG
FIU	11/06/2023		10:37	3-4	.750	0-0	.000	1-1	1.000	1	2	3	3.0	0	0	0	3	1	7	7.0
Totals		0	10:37	3-4	.750	0-0	.000	1-1	1.000	1	2	3	3.0	0	0	0	3	1	7	7.0

Player Averages

Games Played	Minutes/game	Points/game	FG Pct	3FG Pct	FT Pct	Rebounds/game	Assists/game	Turnovers/game	Assist/Turnover ratio	Steals/game	Blocks/game
1	10.6	7.0	75.0	0.0	100.0	3.0	0.0	0.0	0.0	1.0	3.0

2023-24 GAME HIGHS

Points	7	FIU (11/6/23)
Rebounds	3	FIU (11/6/23)
Assists	N/A	-
Steals	1	FIU (11/6/23)
Blocks	3	FIU (11/6/23)
FGs Made	3	FIU (11/6/23)
FGs Attempted	4	FIU (11/6/23)
3-Pt. FGs Made	N/A	-
3-Pt. FGs Attempted	N/A	-
FTs Made	1	FIU (11/6/23)
FTs Attempted	1	FIU (11/6/23)


SINGLE-GAME CAREER HIGHS

Points	16	at California Baptist (11/18/21)
Rebounds	15	Boise State (2/25/23)
Assists	3	at Santa Clara (12/10/22)
Steals	3	Cal St. Fullerton (11/11/21)
Blocks	8	Alabama State (11/15/22)
FGs Made	7	2x, last vs. New Mexico (2/20/22)
FGs Attempted	11	New Mexico (2/20/22)
3-Pt. FGs Made	N/A	-
3-Pt. FGs Attempted	1	at Utah State (1/21/23)
FTs Made	7	Northern Colorado (11/23/21)
FTs Attempted	8	Northern Colorado (11/23/21)

CAREER STATS

SEASON	TEAM	GP-GS	MIN/AVG	Field Goals		3-Point		F-Throws		Rebounds				Scoring						
				FG-FGA	FG%	3FG-3FGA	3FG%	FT-FTA	FT%	OFF	DEF	TOT	AVG	PF-FO	A	TO	BLK	STL	PTS	AVG
2019-20	OSU	8-0	41/5.2	5-13	.385	0-0	.000	0-2	.000	8	7	15	1.9	6-0	0	4	3	0	10	1.3
2020-21	OSU	5-0	10/2.1	0-2	.000	0-0	.000	1-4	.250	3	1	4	0.8	0-0	0	0	1	0	1	0.2
2021-22	SJSU	13-12	287/22.1	44-88	.500	0-0	.000	13-36	.361	35	59	94	7.2	44-3	2	31	20	11	101	7.8
2022-23	SJSU	35-35	609/17.4	88-150	.587	0-1	.000	35-67	.522	77	133	210	6.0	89-1	16	41	58	12	211	6.0
2023-24	UCF	1-0	11/10.6	3-4	.750	0-0	.000	1-1	1.000	1	2	3	3.0	0-0	0	0	3	1	7	7.0
TOTAL FOR UCF	1-0	11/10.6	3-4	.750	0-0	.000	1-1	1.000	1	2	3	3.0	0-0	0	0	3	1	7	7.0	
TOTAL	62-47	959/15.5	140-257	.545	0-1	.000	50-110	.455	124	202	326	5.3	139-4	18	76	85	24	330	5.3	





12 DeMarr Langford Jr.

Guard | Senior | 6-5 | 230
Worcester, Mass. | Brewster Academy | Boston College

LANGFORD NOTEBOOK

- Made his UCF debut in the team's 11/6/23 season opening victory over FIU, getting the start and playing in 27 minutes, earning five points and two steals
- Played in 23 games, starting in 15 and playing 651 minutes in 2022-23 for Boston College
- Averaged 7.0 points per game and shot 44.2% (65-for-147) from the field and added 2.8 rebounds and 1.8 assists per game
- Scored a season-high 20 points on the road at No. 16 Miami on 1/11/23
- Had seven games in which he scored double-digit points in 2022-23
- Played in 32 games, starting in 30 and averaging 34.7 minutes per game in 2021-22 for Boston College; had 19 games in double-digit scoring.

- Averaged 11.3 points per game and shot 45.6% (140-for-307) from the field, both career highs; also averaged 4.8 rebounds and 2.3 assists per game
- Scored a career-high 23 points against Notre Dame on 2/16/22
- Was a consensus top-100 rated recruit; ranked 97th on ESPN 100 list, ranking third among all players in New Hampshire
- Younger brother of former Providence and Boston College guard Makai Ashton-Langford, spending two seasons with Providence from 2017-19 and four with Boston College from 2019-23, finishing his career with 142 games played and a 39.7% clip from the field, averaging 8.3 points per game

COLLEGE PATH

20-21: Freshman - Boston College
21-22: Sophomore - Boston College
22-23: Junior - Boston College
23-24: Senior - UCF

SOCIAL MEDIA

@demarrlangford_jr
@langford_demarr

Did You Know?

- Major: Communications
- Favorite pro athlete: Russell Westbrook
- Favorite pro team: Baltimore Ravens
- Pre-game ritual: Listen to music and eat cereal
- Favorite movie: The SpongeBob Movie
- Favorite TV show: Family Guy
- Favorite music artist: Juice Wrld
- Favorite food: His mom's mac and cheese
- Second favorite sport: Football
- Favorite off-day activity: Sleeping
- Fun fact: Thinks if he grew up in a warmer state he'd be playing football
- Hidden talent: Enjoys fishing

GAME-BY-GAME STATS

Opponent	Date	GS	MIN	Total		3-Pointers		Free throws		Rebounds				Points						
				FG-FGA	PCT	3FG-3FGA	PCT	FT-FTA	PCT	OFF	DEF	TOT	AVG	PF	A	TO	BLK	STL	PTS	AVG
FIU	11/06/2023	*	26:06	2-4	.500	0-0	.000	1-4	.250	0	1	1	1.0	3	3	0	0	2	5	5.0
Totals		1	26:06	2-4	.500	0-0	.000	1-4	.250	0	1	1	1.0	3	3	0	0	2	5	5.0

Player Averages

Games Played	Minutes/game	Points/game	FG Pct	3FG Pct	FT Pct	Rebounds/game	Assists/game	Turnovers/game	Assist/Turnover ratio	Steals/game	Blocks/game
1	26.1	5.0	50.0	0.0	25.0	1.0	3.0	0.0	3.0	2.0	0.0

MISCELLANEOUS

Situation	'23-'24
Led team in scoring	-
Led team in rebounds	-
Led team in assists	-
Led team in blocks	-
Led team in steals	-
Double-Doubles	-
Double Figure Points	-
5+ Rebounds	-
Double Figure Rebounds	-
20-Point Games	-
30-Point Games	-
3+ Three Pointers	-
5+ Assists	-
3+ Steals	-
3+ Blocks	-

2023-24 GAME HIGHS

Points	5	FIU (11/6/23)
Rebounds	1	FIU (11/6/23)
Assists	3	FIU (11/6/23)
Steals	2	FIU (11/6/23)
Blocks	N/A	-
FGs Made	2	FIU (11/6/23)
FGs Attempted	4	FIU (11/6/23)
3-Pt. FGs Made	N/A	-
3-Pt. FGs Attempted	N/A	-
FTs Made	1	FIU (11/6/23)
FTs Attempted	4	FIU (11/6/23)

SINGLE-GAME CAREER HIGHS

Points	23	at Notre Dame (2/16/22)
Rebounds	11	Clemson (2/26/22)
Assists	8	Notre Dame (1/3/23)
Steals	4	2x, last at NC State (2/23/22)
Blocks	3	at Clemson (1/15/22)
FGs Made	10	2x, last at Miami (1/11/23)
FGs Attempted	15	Pittsburgh (1/30/22)
3-Pt. FGs Made	1	16x, last vs. Virginia (2/22/23)
3-Pt. FGs Attempted	5	Villanova (12/20/22)
FTs Made	9	Notre Dame (2/27/21)
FTs Attempted	11	Notre Dame (2/27/21)

CAREER STATS

SEASON	TEAM	GP-GS	MIN/AVG	Field Goals		3-Point		F-Throws		Rebounds				Scoring						
				FG-FGA	FG%	3FG-3FGA	3FG%	FT-FTA	FT%	OFF	DEF	TOT	AVG	PF-FO	A	TO	BLK	STL	PTS	AVG
2020-21	BC	18-9	459/25.5	39-95	.411	4-17	.235	39-52	.750	27	49	76	4.2	24-0	25	35	0	20	121	6.7
2021-22	BC	32-30	1110/34.7	140-307	.456	7-26	.269	75-112	.670	48	107	155	4.8	40-0	73	49	16	35	362	11.3
2022-23	BC	23-15	651/28.3	65-147	.442	5-19	.263	25-35	.714	21	43	64	2.8	32-1	42	36	6	10	160	7.0
2023-24	UCF	1-1	26/26.1	2-4	.500	0-0	.000	1-4	.250	0	1	1	1.0	3-0	3	0	0	2	5	5.0
TOTAL FOR UCF	1-1	26/26.1	2-4	.500	0-0	.000	1-4	.250	0	1	1	1.0	3-0	3	0	0	2	5	5.0	
TOTAL	74-55	2246/30.4	246-553	.445	16-62	.258	140-203	.690	96	200	296	4.0	99-1	143	120	22	67	648	8.8	



13 Marchelus Avery

Forward | Senior | 6-7 | 210
 Richmond, Va. | Central Pointe Post Grad
 New Mexico State/Northwest Florida State

AVERY NOTEBOOK

- Started seven games for New Mexico State in 2022-23, including five straight contests between December 18-31
- Averaged 8.2 points per game and 4.5 rebounds per game in a tumultuous season for the Aggies
- Poured in a career-high 26 points versus Northern New Mexico on 11-14 (78.6%) shooting from the floor
- Finished with double-digits in the scoring column on seven occasions
- Posted double-doubles versus North Carolina A&T (20 points, 10 rebounds) and at Stephen F. Austin (16 points, 10 rebounds)
- Took part in 23 games in 2021-22 and averaged 4.1 points, 2.5 rebounds and 0.6 assists in 11.1 minutes per game; finished season with shooting splits of .446/.313/.667

COLLEGE PATH

20-21: Freshman - NW Florida State
 21-22: Sophomore - New Mexico State
 22-23: Junior - New Mexico State
 23-24: Senior - UCF

GAME-BY-GAME STATS

Has not played during the 2023-24 season.

SOCIAL MEDIA

@chiaveryy
 @Ballout_chi

Did You Know?

- Major: Interdisciplinary Studies
- Favorite pro athlete: Derrick Rose
- Favorite pro team: Los Angeles Lakers
- Pre-game ritual: Listen to music, eat, stretch
- Favorite movie: How High
- Favorite TV show: SpongeBob
- Favorite music artist: Babyface Ray
- Favorite food: Chicken nuggets
- Second favorite sport: Football
- Favorite off-day activity: Video games
- Fun fact: Knows how to play the piano
- Hidden talent: Playing football

MISCELLANEOUS

Situation	'23-'24
Led team in scoring	-
Led team in rebounds	-
Led team in assists	-
Led team in blocks	-
Led team in steals	-
Double-Doubles	-
Double Figure Points	-
5+ Rebounds	-
Double Figure Rebounds	-
20-Point Games	-
30-Point Games	-
3+ Three Pointers	-
5+ Assists	-
3+ Steals	-
3+ Blocks	-

2023-24 GAME HIGHS

Points	N/A	-
Rebounds	N/A	-
Assists	N/A	-
Steals	N/A	-
Blocks	N/A	-
FGs Made	N/A	-
FGs Attempted	N/A	-
3-Pt. FGs Made	N/A	-
3-Pt. FGs Attempted	N/A	-
FTs Made	N/A	-
FTs Attempted	N/A	-

SINGLE-GAME CAREER HIGHS

Points	26	Northern N.M. (12/18/22)
Rebounds	10	2x, last at SFA (1/4/23)
Assists	3	2x, last at Seattle (1/12/23)
Steals	2	4x, last at Duquesne (12/11/22)
Blocks	2	3x, last at Saint Mary's (12/14/22)
FGs Made	11	Northern N.M. (12/18/22)
FGs Attempted	15	vs. N.C. A&T (12/22/22)
3-Pt. FGs Made	3	4x, last at Seattle (1/12/23)
3-Pt. FGs Attempted	7	vs. N.C. A&T (12/22/22)
FTs Made	5	Texas Permian Basin (12/20/21)
FTs Attempted	7	Texas Permian Basin (12/20/21)

CAREER STATS

SEASON	TEAM	GP-GS	MIN/AVG	Field Goals			3-Point			F-Throws		Rebounds				Scoring				
				FG-FGA	FG%	3FG-3FGA	3FG%	FT-FTA	FT%	OFF	DEF	TOT	AVG	PF-FO	A	TO	BLK	STL	PTS	AVG
2021-22	NMSU	23-2	257/11.2	33-74	.446	10-32	.313	18-27	.667	21	36	57	2.5	20-0	13	13	7	11	94	4.1
2022-23	NMSU	21-7	388/18.5	65-137	.474	23-55	.418	20-32	.625	36	58	94	4.5	33-0	19	24	5	11	173	8.2
TOTAL		44-9	645/14.7	98-211	.464	33-87	.379	38-59	.644	57	94	151	3.4	53-0	32	37	12	22	267	6.1



14 Michael Kalina

Guard | Redshirt Freshman | 6-1 | 174
Boca Raton, Fla. | North Broward Prep

KALINA NOTEBOOK

- Played at North Broward Prep in Coconut Grove, Fla.
- Helped Eagles to 28-3 record, best in school history, as senior in 2021-22
- Helped North Broward Prep to #5 state ranking and regional semifinals of Florida 4A state tournament (before loss to Calgary Christian Academy and fellow UCF freshmen Taylor and Tyler Hendricks)
- Averaged 10.6 points, 4.1 rebounds, 4.6 assists, 1.9 steals as senior in 2021-22
- Earned first-team all-county and first-team all-district honors as junior in 2019-20
- Played for coach Casey Wohleib

COLLEGE PATH

22-23: Freshman - UCF
23-24: Redshirt Freshman - UCF

GAME-BY-GAME STATS

Has not played during the 2023-24 season.

SOCIAL MEDIA

Instagram: @michaelkalinaa
Twitter: @michaelkalina9

Did You Know?

Major: Business
Favorite pro athlete: Allen Iverson
Favorite pro team: Philadelphia Eagles
Pre-game ritual: Nap
Favorite movie: Like Mike
Favorite TV show: Prison Break
Favorite music artist: Bryson Tiller
Favorite food: Steak and mac & cheese
Second favorite sport: Football
Favorite off-day activity: Clothes shopping
Fun fact: Tyler and Taylor Hendricks put an end to Michael's high school basketball career
Hidden talent: Can do a backflip

MISCELLANEOUS

Situation	'23-'24
Led team in scoring	-
Led team in rebounds	-
Led team in assists	-
Led team in blocks	-
Led team in steals	-
Double-Doubles	-
Double Figure Points	-
5+ Rebounds	-
Double Figure Rebounds	-
20-Point Games	-
30-Point Games	-
3+ Three Pointers	-
5+ Assists	-
3+ Steals	-
3+ Blocks	-

2023-24 GAME HIGHS

Points	N/A	-
Rebounds	N/A	-
Assists	N/A	-
Steals	N/A	-
Blocks	N/A	-
Field Goals Made	N/A	-
Field Goals Attempted	N/A	-
3-Point Field Goals Made	N/A	-
3-Point Field Goals Attempted	N/A	-
Free Throws Made	N/A	-
Free Throws Attempted	N/A	-

SINGLE-GAME CAREER HIGHS

Points	N/A	-
Rebounds	N/A	-
Assists	N/A	-
Steals	N/A	-
Blocks	N/A	-
Field Goals Made	N/A	-
Field Goals Attempted	N/A	-
3-Point Field Goals Made	N/A	-
3-Point Field Goals Attempted	N/A	-
Free Throws Made	N/A	-
Free Throws Attempted	N/A	-

CAREER STATS

Has yet to play



15 Tyler Hendricks

Guard | Redshirt Freshman | 6-6 | 190
Fort Lauderdale, Fla. | Calvary Christian Academy

HENDRICKS NOTEBOOK

- Made his collegiate debut in UCF's 11/6/23 season opener, playing 14 minutes, tallying seven points and four rebounds
- Did not see game action during the 2022-23 season, earning a redshirt
- Was one of 12 sets of twins and one of 33 sets of brothers in NCAA Division I college basketball along with Taylor Hendricks in 2022-23
- ESPN and Rivals three-star prospect
- Played for Calvary Christian Academy in Fort Lauderdale, Fla.
- Led Calvary Christian to Florida 3A state championship as a junior and senior in 2020-21 and 2021-22
- Averaged 6.7 points and 3.3 rebounds as senior in 2021-22
- Averaged 5.3 points and 2.7 rebounds as junior in 2020-21
- Played for coach Cilk McSweeney

COLLEGE PATH

22-23: Freshman - UCF
23-24: Redshirt Freshman - UCF

GAME-BY-GAME STATS

Opponent	Date	GS	MIN	Total		3-Pointers		Free throws		Rebounds				PF		A		TO	BLK	STL	PTS	AVG
				FG-FGA	PCT	3FG-3FGA	PCT	FT-FTA	PCT	OFF	DEF	TOT	AVG	PF	A							
FIU	11/06/2023		14:16	3-4	.750	1-2	.500	0-0	.000	1	3	4	4.0	2	1	2	0	0	0	7	7.0	
Totals		0	14:16	3-4	.750	1-2	.500	0-0	.000	1	3	4	4.0	2	1	2	0	0	0	7	7.0	

SOCIAL MEDIA

@tylerxhendricks1
@tylerxhendricks

Player Averages

Games Played	Minutes/game	Points/game	FG Pct	3FG Pct	FT Pct	Rebounds/game	Assists/game	Turnovers/game	Assist/Turnover ratio	Steals/game	Blocks/game
1	14.3	7.0	75.0	50.0	0.0	4.0	1.0	2.0	0.5	0.0	0.0

Did You Know?

- Major: Business
- Favorite pro athlete: Russell Westbrook
- Favorite pro team: Utah Jazz
- Pre-game ritual: Pray
- Favorite movie: Transformers
- Favorite TV show: Breaking Bad
- Favorite music artist: Drake
- Favorite food: Pizza
- Second favorite sport: Football
- Favorite off-day activity: Watching Netflix
- Fun fact: Football was the first sport he played
- Hidden talent: Can play piano

MISCELLANEOUS

Situation	'23-'24
Led team in scoring	-
Led team in rebounds	-
Led team in assists	-
Led team in blocks	-
Led team in steals	-
Double-Doubles	-
Double Figure Points	-
5+ Rebounds	-
Double Figure Rebounds	-
20-Point Games	-
30-Point Games	-
3+ Three Pointers	-
5+ Assists	-
3+ Steals	-
3+ Blocks	-

2023-24 GAME HIGHS

Points	7	FIU (11/6/23)
Rebounds	4	FIU (11/6/23)
Assists	1	FIU (11/6/23)
Steals	N/A	-
Blocks	N/A	-
Field Goals Made	3	FIU (11/6/23)
Field Goals Attempted	4	FIU (11/6/23)
3-Point Field Goals Made	1	FIU (11/6/23)
3-Point Field Goals Attempted	2	FIU (11/6/23)
Free Throws Made	N/A	-
Free Throws Attempted	N/A	-

SINGLE-GAME CAREER HIGHS

Points	7	FIU (11/6/23)
Rebounds	4	FIU (11/6/23)
Assists	1	FIU (11/6/23)
Steals	N/A	-
Blocks	N/A	-
Field Goals Made	3	FIU (11/6/23)
Field Goals Attempted	4	FIU (11/6/23)
3-Point Field Goals Made	1	FIU (11/6/23)
3-Point Field Goals Attempted	2	FIU (11/6/23)
Free Throws Made	N/A	-
Free Throws Attempted	N/A	-

CAREER STATS

SEASON	TEAM	GP-GS	MIN/AVG	Field Goals		3-Point		F-Throws		Rebounds				Scoring						
				FG-FGA	FG%	3FG-3FGA	3FG%	FT-FTA	FT%	OFF	DEF	TOT	AVG	PF-FO	A	TO	BLK	STL	PTS	AVG
2023-24	UCF	1-0	14/14.3	3-4	.750	1-2	.500	0-0	.000	1	3	4	4.0	2-0	1	2	0	0	7	7.0
TOTAL		1-0	14/14.3	3-4	.750	1-2	.500	0-0	.000	1	3	4	4.0	2-0	1	2	0	0	7	7.0



20 Poohpha Warakulnukroh

Guard | Redshirt Sophomore | 5-11 | 177
Bangkok, Thailand | Montverde Academy

WARAKULNUKROH NOTEBOOK

- Was a student manager on the 2021-22 UCF squad before becoming a member of the 2022-23 roster as a student-athlete
- Played in seven games, coming off the bench in each and playing a combined 14 minutes in 2022-23
- Made his collegiate debut in the final 3:34 of gameplay against Western Illinois on 11/14/22. He missed his first free throw and made the second
- Made his first career shot on his first attempt from the floor, a three pointer that rattled in and sent the crowd to their feet
- Was the team MVP and leading scorer on the Varsity/Post Grade Team as a senior at Montverde Academy
- Joined the varsity team in his junior year after moving from Thailand.
- Was a 3x3 National Tournament Champion in Thailand for U-16 as a sophomore
- Was a top 10 tennis player in Thailand and played competitively in golf and soccer as well.
- Born in Bangkok, Thailand, came to the U.S. when he was 15 in August 2019

GAME-BY-GAME STATS

Opponent	Date	GS	MIN	Total		3-Pointers		Free throws		Rebounds				PF								
				FG-FGA	PCT	3FG-3FGA	PCT	FT-FTA	PCT	OFF	DEF	TOT	AVG	A	TO	BLK	STL	PTS	AVG			
FIU	11/06/2023		00:38	0-0	.000	0-0	.000	0-0	.000	0	0	0	0.0	0	0	0	0	0	0	0	0	0.0
Totals		0	00:38	0-0	.000	0-0	.000	0-0	.000	0	0	0	0.0	0	0	0	0	0	0	0	0	0.0

Player Averages

Games Played	Minutes/game	Points/game	FG Pct	3FG Pct	FT Pct	Rebounds/game	Assists/game	Turnovers/game	Assist/Turnover ratio	Steals/game	Blocks/game
1	0.6	0.0	0.0	0.0	0.0	0.0	0.0	0.0	0.0	0.0	0.0

COLLEGE PATH

22-23: R-Freshman - UCF
23-24: R-Sophomore - UCF

SOCIAL MEDIA

@poohphaw
@PoohphaW10

Did You Know?

- Major: Mechanical Engineering / Math
- Favorite pro athlete: Steve Nash
- Favorite pro team: San Antonio Spurs
- Pre-game ritual: Listen to slow music
- Favorite movie: Whiplash
- Favorite TV show: Breaking Bad
- Favorite music artist: Elliott Smith
- Favorite food: Thai Food
- Second favorite sport: Soccer
- Favorite off-day activity: Sleeping
- Fun fact: Has a black belt in taekwondo
- Hidden talent: Can play the guitar and sing

MISCELLANEOUS

Situation	'23-'24
Led team in scoring	-
Led team in rebounds	-
Led team in assists	-
Led team in blocks	-
Led team in steals	-
Double-Doubles	-
Double Figure Points	-
5+ Rebounds	-
Double Figure Rebounds	-
20-Point Games	-
30-Point Games	-
3+ Three Pointers	-
5+ Assists	-
3+ Steals	-
3+ Blocks	-

2023-24 GAME HIGHS

Points	N/A	-
Rebounds	N/A	-
Assists	N/A	-
Steals	N/A	-
Blocks	N/A	-
FGs Made	N/A	-
FGs Attempted	N/A	-
3-Pt. FGs Made	N/A	-
3-Pt. FGs Attempted	N/A	-
FTs Made	N/A	-
FTs Attempted	N/A	-

SINGLE-GAME CAREER HIGHS

Points	4	2x, last vs. ECU (3/5/23)
Rebounds	N/A	-
Assists	1	2x, last vs. Tulsa (2/11/23)
Steals	N/A	-
Blocks	N/A	-
Field Goals Made	1	3x, last vs. ECU (3/5/23)
Field Goals Attempted	2	vs. Tulsa (2/11/23)
3-Point Field Goals Made	1	2x, last vs. ECU (3/5/23)
3-Point Field Goals Attempted	1	2x, last vs. ECU (3/5/23)
Free Throws Made	1	2x, last vs. ECU (3/5/23)
Free Throws Attempted	2	2x, last vs. ECU (3/5/23)

CAREER STATS

SEASON	TEAM	GP-GS	MIN/AVG	Field Goals		3-Point		F-Throws		Rebounds				Scoring						
				FG-FGA	FG%	3FG-3FGA	3FG%	FT-FTA	FT%	OFF	DEF	TOT	AVG	PF-FO	A	TO	BLK	STL	PTS	AVG
2022-23	UCF	7-0	14/2.0	4-6	.667	2-2	1.000	2-4	.500	0	0	0	0.0	3-0	2	1	0	0	12	1.7
2023-24	UCF	1-0	1/0.6	0-0	.000	0-0	.000	0-0	.000	0	0	0	0.0	0-0	0	0	0	0	0	0.0
TOTAL		8-0	15/1.9	4-6	.667	2-2	1.000	2-4	.500	0	0	0	0.0	3-0	2	1	0	0	12	1.5



21 C.J. Walker

Forward | 5th Year | 6-8 | 215
Sanford, Fla. | Oak Ridge | Oregon

WALKER NOTEBOOK

- Will miss some time to begin the 2023-24 season with an injury
- Battled injuries throughout the 2022-23 season; the team announced he was out for the remainder of the season on 1/8
- Played in all 30 games for UCF during the 2021-22 season, starting in 19. He finished the regular season strong, averaging 15 points per game over the last three contests as opposed to 8.6 points per game on the year.
- Finished second in rebounding among Knights on the 2021-22 squad.
- Appeared in 21 of UCF's 23 games in 202-21, starting in 15 of them. Was tied for the team lead with five rebounds a game; increased his season total to 5.1 per game during league contests which was 15th among AAC players.
- Led the AAC with 1.7 blocked shots per game during the 2020-21 season; ranked 47th in the country in blocked shots per game.
- Transferred to UCF from Oregon after one year in Eugene (2019-20).
- Appeared in 28 games, starting in seven as a Duck, averaging four points per game his freshman season.
- Made his first career start against Boise State on 11/9/19, just after playing 11 minutes off the bench in his collegiate debut against Fresno State on 11/15/19.
- Was a five-star recruit with a scout grade of 92 according to ESPN.com. Was ranked 19th in ESPN's Top 100 of the 2019 recruiting class.

COLLEGE PATH

19-20: Freshman - Oregon
20-21: *Sophomore* - UCF
21-22: *Junior* - UCF
22-23: *Senior* - UCF
23-24: *5th Year* - UCF

GAME-BY-GAME STATS

Has not played during the 2023-24 season.

SOCIAL MEDIA

@cjwalker_14
@cjwalker_14

Did You Know?

Major: Communications
Favorite pro athlete: Vince Carter
Favorite pro team: Orlando Magic
Pre-game ritual: Hot tub, stretch, eat a big meal
Favorite movie: Friday
Favorite TV show: The Boondocks
Favorite music artist: Kodak Black
Favorite food: Sushi
Second favorite sport: Boxing
Favorite off-day activity: Nap
Fun fact: Can beatbox
Hidden talent: Knows magic tricks

MISCELLANEOUS

Situation	'23-'24
Led team in scoring	-
Led team in rebounds	-
Led team in assists	-
Led team in blocks	-
Led team in steals	-
Double-Doubles	-
Double Figure Points	-
5+ Rebounds	-
Double Figure Rebounds	-
20-Point Games	-
30-Point Games	-
3+ Three Pointers	-
5+ Assists	-
3+ Steals	-
3+ Blocks	-

2023-24 GAME HIGHS

Points	N/A	-
Rebounds	N/A	-
Assists	N/A	-
Steals	N/A	-
Blocks	N/A	-
FGs Made	N/A	-
FGs Attempted	N/A	-
3-Pt. FGs Made	N/A	-
3-Pt. FGs Attempted	N/A	-
FTs Made	N/A	-
FTs Attempted	N/A	-

SINGLE-GAME CAREER HIGHS

Points	19	at Tulsa (03/06/22)
Rebounds	16	at Tulane (03/03/22)
Assists	3	2x, last vs N.C. A&T (12/11/21)
Steals	3	2x, last at Memphis (2/1/21)
Blocks	4	3x, last vs. Tulane (2/12/21)
Field Goals Made	8	2x, last Tulsa (3/6/22)
Field Goals Attempted	14	at Tulsa (3/6/22)
3-Point Field Goals Made	2	Hawaii (12/7/19)
3-Point Field Goals Attempted	4	vs. South Florida (03/10/22)
Free Throws Made	6	2x, last vs Memphis (01/12/22)
Free Throws Attempted	10	Memphis (01/12/22)

CAREER STATS

SEASON	TEAM	GP-GS	MIN/AVG	Field Goals		3-Point		F-Throws		Rebounds				Scoring						
				FG-FGA	FG%	3FG-3FGA	3FG%	FT-FTA	FT%	OFF	DEF	TOT	AVG	PF-FO	A	TO	BLK	STL	PTS	AVG
2019-20	Oregon	28-7	417/14.9	43-113	.381	9-31	.290	17-35	.486	22	49	71	2.5	58-2	8	23	15	11	112	4.0
2020-21	UCF	21-15	540/25.7	55-124	.444	2-14	.143	36-62	.581	34	70	104	5.0	46-1	19	28	36	19	148	7.0
2021-22	UCF	30-19	758/25.3	90-188	.479	13-35	.371	57-98	.582	47	123	170	5.7	49-0	29	29	26	8	250	8.3
2022-23	UCF	4-0	76/19.1	7-19	.368	2-6	.333	4-8	.500	4	10	14	3.5	12-0	2	8	3	3	20	5.0
TOTAL FOR UCF		55-34	1374/25.0	152-331	.459	17-55	.309	97-168	.577	85	203	288	5.2	107-1	50	65	65	30	418	7.6
TOTAL		83-41	1792/21.6	195-444	.439	26-86	.302	114-203	.562	107	252	359	4.3	165-3	58	88	80	41	530	6.4



22 Nils Machowski

Guard | Freshman | 6-3 | 180
 Berlin, Germany | Paul-Natorp Gymnasium

MACHOWSKI NOTEBOOK

- Made his collegiate debut in UCF's season opener on 11/6/23, playing nine minutes, scoring five points while tallying an assist and steal
- Spent time in the top tier of German basketball with Alba Berlin
- Won back-to-back U19 championships with Alba Berlin in 2022 and 2023
- Hit a game-winning, buzzer-beating, three-point shot to win the 2023 U19 championship
- Was the starting point guard on the 2022 German National Team in the U18 European Championship
- Spent time with the third division of German basketball with Bernau, where he averaged 38.5% from three-point land across 18 contests
- Nils' father, Sebastian Machowski, was a professional basketball player for 17 years, playing small forward in six different countries. One of his stops was Alba Berlin, the same club that his son went on to play for two and a half decades later. Sebastian is currently in his 17th year of coaching and is at the helm of PGE Spojnia Stargard, a team in the first division of Polish basketball.

COLLEGE PATH

23-24: Freshman - UCF

GAME-BY-GAME STATS

Opponent	Date	GS	MIN	Total		3-Pointers		Free throws		Rebounds				PF		A		TO		BLK	STL	PTS	AVG
				FG-FGA	PCT	3FG-3FGA	PCT	FT-FTA	PCT	OFF	DEF	TOT	AVG	PF	A	TO	BLK	STL					
FIU	11/06/2023		08:41	1-2	.500	1-2	.500	2-2	1.000	1	0	1	1.0	0	1	2	0	1	5	5.0			
Totals		0	08:41	1-2	.500	1-2	.500	2-2	1.000	1	0	1	1.0	0	1	2	0	1	5	5.0			

SOCIAL MEDIA

@Nils.21
 @nilsftsc

Player Averages

Games Played	Minutes/game	Points/game	FG Pct	3FG Pct	FT Pct	Rebounds/game	Assists/game	Turnovers/game	Assist/Turnover ratio	Steals/game	Blocks/game
1	8.7	5.0	50.0	50.0	100.0	1.0	1.0	2.0	0.5	1.0	0.0

Did You Know?

- Major: Communications / Minor in Sports Business
- Favorite pro athlete: Mike James, Lorenzo Brown
- Favorite pro team: Berlin
- Pre-game ritual: Listen to music, meditate
- Favorite movie: Pirates of the Caribbean
- Favorite TV show: Prison Break
- Favorite music artist: Rod Wave
- Favorite food: Indian Food
- Second favorite sport: Soccer
- Favorite off-day activity: Go shopping
- Fun fact: Can speak three languages
- Hidden talent: Can play piano

MISCELLANEOUS

Situation	'23-'24
Led team in scoring	-
Led team in rebounds	-
Led team in assists	-
Led team in blocks	-
Led team in steals	-
Double-Doubles	-
Double Figure Points	-
5+ Rebounds	-
Double Figure Rebounds	-
20-Point Games	-
30-Point Games	-
3+ Three Pointers	-
5+ Assists	-
3+ Steals	-
3+ Blocks	-

2023-24 GAME HIGHS

Points	5	FIU (11/6/23)
Rebounds	1	FIU (11/6/23)
Assists	1	FIU (11/6/23)
Steals	1	FIU (11/6/23)
Blocks	N/A	-
Field Goals Made	1	FIU (11/6/23)
Field Goals Attempted	2	FIU (11/6/23)
3-Point Field Goals Made	1	FIU (11/6/23)
3-Point Field Goals Attempted	2	FIU (11/6/23)
Free Throws Made	2	FIU (11/6/23)
Free Throws Attempted	2	FIU (11/6/23)

SINGLE-GAME CAREER HIGHS

Points	5	FIU (11/6/23)
Rebounds	1	FIU (11/6/23)
Assists	1	FIU (11/6/23)
Steals	1	FIU (11/6/23)
Blocks	N/A	-
Field Goals Made	1	FIU (11/6/23)
Field Goals Attempted	2	FIU (11/6/23)
3-Point Field Goals Made	1	FIU (11/6/23)
3-Point Field Goals Attempted	2	FIU (11/6/23)
Free Throws Made	2	FIU (11/6/23)
Free Throws Attempted	2	FIU (11/6/23)

CAREER STATS

SEASON	TEAM	GP-GS	MIN/AVG	Field Goals		3-Point		F-Throws		Rebounds				Scoring						
				FG-FGA	FG%	3FG-3FGA	3FG%	FT-FTA	FT%	OFF	DEF	TOT	AVG	PF-FO	A	TO	BLK	STL	PTS	AVG
2023-24	UCF	1-0	9/8.7	1-2	.500	1-2	.500	2-2	1.000	1	0	1	1.0	0-0	1	2	0	1	5	5.0
TOTAL		1-0	9/8.7	1-2	.500	1-2	.500	2-2	1.000	1	0	1	1.0	0-0	1	2	0	1	5	5.0



24 Jaylin Sellers

Guard | Junior | 6-4 | 196
Columbus, Ga. | Carver Montgomery | Ball State

SELLERS NOTEBOOK

- Had a remarkable UCF debut, scoring a team-high 23 points on 11/6/23 against FIU; added six rebounds, three assists and two steals on 5-of-12 shooting. The 23 points matched that of UCF's first lottery pick, Taylor Hendricks, in his debut in 2022-23.
- Named to the All-MAC Third Team in 2022-23 after being named to the MAC All-Freshman Team in 2021-22
- Was second on the team in scoring in 2022-23, averaging 13.5 points per game while pulling in 3.7 rebounds per contest and totaling 26 assists
- Shot 49% (144-for-294) from the field and 45% (54-for-120) from the three point line, ranking second in the MAC
- Snagged 21 steals which ranked him third on the team and added 16 blocks, also third on the team
- Had 23 games in which he scored double-digit points, including five where he scored over 20 points
- Recorded two double-doubles, scoring 18 points with 14 rebounds against Ind.-South Bend on 11/19/22 and 15 points with 11 rebounds at Toledo on 1/3/23
- Appeared in all 31 games, including five starts during his rookie season

COLLEGE PATH

21-22: Freshman - Ball State
22-23: Sophomore - Ball State
23-24: Junior - UCF

GAME-BY-GAME STATS

Opponent	Date	GS	MIN	Total		3-Pointers		Free throws		Rebounds				PF	A	TO	BLK	STL	PTS	AVG
				FG-FGA	PCT	3FG-3FGA	PCT	FT-FTA	PCT	OFF	DEF	TOT	AVG							
FIU	11/06/2023	*	32:06	8-15	.533	1-4	.250	6-7	.857	2	4	6	6.0	1	2	2	0	3	23	23.0
Totals			1 32:06	8-15	.533	1-4	.250	6-7	.857	2	4	6	6.0	1	2	0	3	23	23.0	

SOCIAL MEDIA

@rtsjaylin
@JaylinSellers

Player Averages

Games Played	Minutes/game	Points/game	FG Pct	3FG Pct	FT Pct	Rebounds/game	Assists/game	Turnovers/game	Assist/Turnover ratio	Steals/game	Blocks/game
1	32.1	23.0	53.3	25.0	85.7	6.0	2.0	2.0	1.0	3.0	0.0

CAREER HONORS

- All-MAC Third Team 2022-23
- MAC All-Freshman Team 2021-22

Did You Know?

Major: General Studies
 Favorite pro athlete: Anthony Edwards
 Favorite pro team: Atlanta Hawks
 Pre-game ritual: Workout and pray before the game
 Favorite movie: Love and Basketball
 Favorite TV show: Martin
 Favorite music artist: Rod Wave
 Favorite food: Hot lemon pepper wings
 Second favorite sport: Football
 Hidden talent: Good at playing football

MISCELLANEOUS

Situation	'23-'24
Led team in scoring	1
Led team in rebounds	1
Led team in assists	-
Led team in blocks	-
Led team in steals	1
Double-Doubles	-
Double Figure Points	1
5+ Rebounds	1
Double Figure Rebounds	-
20-Point Games	1
30-Point Games	-
3+ Three Pointers	-
5+ Assists	-
3+ Steals	1
3+ Blocks	-

2023-24 GAME HIGHS

Points	23	FIU (11/6/23)
Rebounds	6	FIU (11/6/23)
Assists	2	FIU (11/6/23)
Steals	3	FIU (11/6/23)
Blocks	N/A	-
FGs Made	8	FIU (11/6/23)
FGs Attempted	15	FIU (11/6/23)
3-Pt. FGs Made	1	FIU (11/6/23)
3-Pt. FGs Attempted	4	FIU (11/6/23)
FTs Made	6	FIU (11/6/23)
FTs Attempted	7	FIU (11/6/23)

SINGLE-GAME CAREER HIGHS

Points	24	vs. Illinois St. (12/17/22)
Rebounds	14	Ind.-South Bend (11/19/22)
Assists	3	vs. Illinois St. (12/17/22)
Steals	4	Central Mich. (2/8/22)
Blocks	3	Akron (1/6/23)
FGs Made	9	Vermont (11/25/22)
FGs Attempted	19	at Western Mich. (2/18/23)
3-Pt. FGs Made	5	Bowling Green (2/11/23)
3-Pt. FGs Attempted	9	at Western Mich. (2/18/23)
FTs Made	8	at Omaha (11/16/22)
FTs Attempted	8	4x, last at Bowling Green (1/31/23)

CAREER STATS

SEASON	TEAM	GP-GS	MIN/AVG	Field Goals		3-Point		F-Throws		Rebounds				Scoring						
				FG-FGA	FG%	3FG-3FGA	3FG%	FT-FTA	FT%	OFF	DEF	TOT	AVG	PF-FO	A	TO	BLK	STL	PTS	AVG
2021-22	BSU	31-5	588/19.0	81-147	.551	24-54	.444	21-32	.656	15	42	57	1.8	53-0	16	28	7	24	207	6.7
2022-23	BSU	31-30	929/30.0	144-294	.490	54-120	.450	78-103	.757	33	82	115	3.7	78-3	26	49	16	21	420	13.5
2023-24	UCF	1-1	32/32.1	8-15	.533	1-4	.250	6-7	.857	2	4	6	6.0	1-0	2	2	0	3	23	23.0
TOTAL FOR UCF		1-1	32/32.1	8-15	.533	1-4	.250	6-7	.857	2	4	6	6.0	1-0	2	2	0	3	23	23.0
TOTAL		63-36	1548/24.6	233-456	.511	79-178	.444	105-142	.739	50	128	178	2.8	132-3	44	79	23	48	650	10.3



31 Thierno Sylla

Forward | Sophomore | 6-11 | 216
 Conakry, Guinea | Royal Crown Academic School

SYLLA NOTEBOOK

- Appeared in 27 games, coming off the bench in all of them and playing in 167 minutes in 2022-23, averaging 2.2 points and 1.1 rebounds per game
- Was 23-for-49 (46.9%) from the field, including going 12-of-33 (36.4%) from beyond the three-point arc
- Tallied 11 blocks, four assists and three steals on the season
- Scored a season-high 10 points twice (11/23/22 vs. Evansville, 2/11/23 vs. Tulsa)
- Had four games with two blocks
- Played in a season-high 19:32 of game time vs. Tulsa (2/11)
- Prior to UCF, played at Royal Crown Academic School in Ontario, Canada
- Named Defensive player of the year of the OSBA league along with a 1st team all-star nod as a senior
- Also played soccer, starting as a striker on varsity

COLLEGE PATH

22-23: Freshman - UCF
 23-24: Sophomore - UCF

GAME-BY-GAME STATS

Opponent	Date	GS	MIN	Total		3-Pointers		Free throws		Rebounds				PF		A		TO	BLK	STL	PTS	AVG
				FG-FGA	PCT	3FG-3FGA	PCT	FT-FTA	PCT	OFF	DEF	TOT	AVG	PF	A							
FIU	11/06/2023		18:00	4-6	.667	1-3	.333	0-0	.000	1	1	2	2.0	2	0	3	0	2	9	9.0		
Totals		0	18:00	4-6	.667	1-3	.333	0-0	.000	1	1	2	2.0	2	0	3	0	2	9	9.0		

SOCIAL MEDIA

@itsthierno_13

Player Averages

Games Played	Minutes/game	Points/game	FG Pct	3FG Pct	FT Pct	Rebounds/game	Assists/game	Turnovers/game	Assist/Turnover ratio	Steals/game	Blocks/game
1	18.0	9.0	66.7	33.3	0.0	2.0	0.0	3.0	0.0	2.0	0.0

Did You Know?

- Major: Business
- Favorite pro athlete: Kevin Durant
- Favorite pro team: Brooklyn Nets
- Pre-game ritual: Meditate
- Favorite movie: How High
- Favorite TV show: Boondocks
- Favorite music artist: Burna Boy
- Favorite food: Rice and plantains
- Second favorite sport: Soccer
- Favorite off-day activity: Going to the movies
- Hidden talent: Nice at playing soccer

MISCELLANEOUS

Situation	'23-'24
Led team in scoring	-
Led team in rebounds	-
Led team in assists	-
Led team in blocks	-
Led team in steals	-
Double-Doubles	-
Double Figure Points	-
5+ Rebounds	-
Double Figure Rebounds	-
20-Point Games	-
30-Point Games	-
3+ Three Pointers	-
5+ Assists	-
3+ Steals	-
3+ Blocks	-

2023-24 GAME HIGHS

Points	9	FIU (11/6/23)
Rebounds	2	FIU (11/6/23)
Assists	N/A	-
Steals	2	FIU (11/6/23)
Blocks	N/A	-
FGs Made	4	FIU (11/6/23)
FGs Attempted	6	FIU (11/6/23)
3-Pt. FGs Made	1	FIU (11/6/23)
3-Pt. FGs Attempted	3	FIU (11/6/23)
FTs Made	N/A	-
FTs Attempted	N/A	-

SINGLE-GAME CAREER HIGHS

Points	10	2x, last vs. Tulsa (2/11/23)
Rebounds	6	2x, last vs. Tulsa (2/11/23)
Assists	1	3x, last vs. ECU (3/5/23)
Steals	2	FIU (11/6/23)
Blocks	2	4x, last at Tulsa (2/26/23)
Field Goals Made	4	2x, last vs. FIU (11/6/23)
Field Goals Attempted	6	2x, last FIU (11/6/23)
3-Point Field Goals Made	2	3x, last vs. Tulsa (2/11/23)
3-Point Field Goals Attempted	3	4x, last vs. FIU (11/6/23)
Free Throws Made	2	vs. Evansville (11/23/22)
Free Throws Attempted	4	vs. Evansville (11/23/22)

CAREER STATS

SEASON	TEAM	GP-GS	MIN/AVG	Field Goals		3-Point		F-Throws		Rebounds				Scoring						
				FG-FGA	FG%	3FG-3FGA	3FG%	FT-FTA	FT%	OFF	DEF	TOT	AVG	PF	FO	A	TO	BLK	STL	PTS
2022-23	UCF	27-0	168/6.2	23-49	.469	12-33	.364	2-6	.333	10	20	30	1.1	38-1	4	10	11	3	60	2.2
2023-24	UCF	1-0	18/18.0	4-6	.667	1-3	.333	0-0	.000	1	1	2	2.0	2-0	0	3	0	2	9	9.0
TOTAL		28-0	186/6.6	27-55	.491	13-36	.361	2-6	.333	11	21	32	1.1	40-1	4	13	11	5	69	2.5

OVERALL STATISTICS

Game Records

Record	Overall	Home	Away	Neutral
ALL GAMES	1-0	1-0	0-0	0-0
CONFERENCE	0-0	0-0	0-0	0-0
NON-CONFERENCE	1-0	1-0	0-0	0-0

Score by Periods

Team	1st	2nd	OT	TOT
UCF	43	42	0	85
Opponents	21	41	0	62

Team Box Score

No.	Player				Total		3-Point		F-Throw		Rebounds											
		GP-GS	MIN	AVG	FG-FGA	FG%	3FG-3FGA	3FG%	FT-FTA	FT%	OFF	DEF	TOT	AVG	PF	DQ	A	TO	BLK	STL	PTS	AVG
24	SELLERS, Jaylin	1-1	32:06	32.1	8-15	.533	1-4	.250	6-7	.857	2	4	6	6.0	1	0	2	2	0	3	23	23.0
3	JOHNSON, Darius	1-1	31:19	31.3	5-12	.417	3-8	.375	2-4	.500	1	3	4	4.0	3	0	4	6	0	2	15	15.0
31	SYLLA, Thierno	1-0	18:00	18.0	4-6	.667	1-3	.333	0-0	.000	1	1	2	2.0	2	0	0	3	0	2	9	9.0
2	ALLEN, Shemarri	1-1	29:16	29.3	3-7	.429	0-1	.000	2-3	.667	2	3	5	5.0	2	0	5	2	0	3	8	8.0
15	HENDRICKS, Tyler	1-0	14:16	14.3	3-4	.750	1-2	.500	0-0	.000	1	3	4	4.0	2	0	1	2	0	0	7	7.0
11	DIALLO, Ibrahima	1-0	10:37	10.6	3-4	.750	0-0	.000	1-1	1.000	1	2	3	3.0	0	0	0	0	3	1	7	7.0
12	LANGFORD JR., DeMarr	1-1	26:06	26.1	2-4	.500	0-0	.000	1-4	.250	0	1	1	1.0	3	0	3	0	0	2	5	5.0
22	MACHOWSKI, Nils	1-0	08:41	8.7	1-2	.500	1-2	.500	2-2	1.000	1	0	1	1.0	0	0	1	2	0	1	5	5.0
5	PAYNE, Omar	1-1	15:05	15.1	1-2	.500	0-0	.000	2-2	1.000	2	4	6	6.0	5	1	0	0	2	1	4	4.0
10	MOCKUS, Mintautas	1-0	07:00	7.0	1-4	.250	0-3	.000	0-0	.000	1	0	1	1.0	2	0	0	0	0	1	2	2.0
0	MAY, Charlie	1-0	00:38	0.6	0-0	.000	0-0	.000	0-0	.000	0	0	0	0.0	0	0	0	0	0	0	0	0.0
20	WARAKULNUKROH, Poohpha	1-0	00:38	0.6	0-0	.000	0-0	.000	0-0	.000	0	0	0	0.0	0	0	0	0	0	0	0	0.0
4	EMUOBOR, Comeh	1-0	06:18	6.3	0-2	.000	0-1	.000	0-0	.000	0	1	1	1.0	1	0	0	0	0	0	0	0.0
Team											1	2	3				1					
Total		1	200		31-62	.500	7-24	.292	16-23	.696	13	24	37	37.0	21	1	16	18	5	16	85	85.0
Opponents		1	200		17-47	.362	4-18	.222	24-32	.750	9	21	30	30.0	18	1	10	24	2	11	62	62.0

Team Statistics

	UCF	OPP
Scoring	85	62
Points per game	85.0	62.0
Scoring margin	+23.0	-
Field goals-att	31-62	17-47
Field goal pct	.500	.362
3 point fg-att	7-24	4-18
3-point FG pct	.292	.222
3-pt FG made per game	7.0	4.0
Free throws-att	16-23	24-32
Free throw pct	.696	.750
F-Throws made per game	16.0	24.0
Rebounds	37	30
Rebounds per game	37.0	30.0
Rebounding margin	+7.0	-
Assists	16	10
Assists per game	16.0	10.0
Turnovers	18	24
Turnovers per game	18.0	24.0
Turnover margin	+6.0	-
Assist/turnover ratio	0.9	0.4
Steals	16	11
Steals per game	16.0	11.0
Blocks	5	2
Blocks per game	5.0	2.0
Winning streak	1	-
Home win streak	1	-
Attendance	6225	0
Home games-Avg/Game	1-6225	0-0
Neutral site-Avg/Game	-	0-0

Team Results

Date	Opponent		Score	Att.
11/06/2023	FIU	W	85-62	6225



2022-23 CONFERENCE STATISTICS

Game Records

Record	Overall	Home	Away	Neutral
ALL GAMES	8-10	5-4	3-6	0-0
CONFERENCE	8-10	5-4	3-6	0-0
NON-CONFERENCE	0-0	0-0	0-0	0-0

Score by Periods

Team	1st	2nd	OT	TOT
UCF	575	691	37	1303
Opponents	588	601	41	1230

Team Box Score

No.	Player				Total		3-Point		F-Throw		Rebounds											
		GP-GS	MIN	AVG	FG-FGA	FG%	3FG-3FGA	3FG%	FT-FTA	FT%	OFF	DEF	TOT	AVG	PF	DQ	A	TO	BLK	STL	PTS	AVG
25	HENDRICKS, Taylor	18-18	628:39	34.9	99-202	.490	34-88	.386	53-65	.815	42	77	119	6.6	39	1	29	28	31	19	285	15.8
12	HORTON, Ithiel	18-18	578:60	32.2	83-220	.377	45-128	.352	29-33	.879	21	47	68	3.8	33	0	32	34	1	23	240	13.3
13	KELLY, C.J.	18-15	558:10	31.0	72-162	.444	35-91	.385	60-76	.789	8	50	58	3.2	43	0	52	43	15	27	239	13.3
3	JOHNSON, Darius	14-14	448:35	32.0	47-124	.379	17-61	.279	23-25	.920	12	33	45	3.2	40	2	58	28	2	28	134	9.6
4	SUGGS, Brandon	16-3	303:46	19.0	25-66	.379	7-21	.333	42-51	.824	12	35	47	2.9	25	0	14	21	1	12	99	6.2
2	DURR, Michael	10-9	239:60	24.0	21-57	.368	1-7	.143	15-20	.750	24	18	42	4.2	32	3	10	7	9	3	58	5.8
11	FREEMAN, Tyem	13-1	184:34	14.2	25-47	.532	4-12	.333	15-24	.625	11	28	39	3.0	10	0	19	10	0	2	69	5.3
1	YOUNG, Jayhlon	17-4	285:31	16.8	17-48	.354	8-20	.400	23-29	.793	5	34	39	2.3	25	1	28	19	1	15	65	3.8
0	THIOUNE, Lahat	18-8	252:05	14.0	22-45	.489	0-0	.000	5-6	.833	17	31	48	2.7	32	0	5	13	1	8	49	2.7
10	WARAKULNUKROH, Poohpha	3-0	06:58	2.3	3-4	.750	1-1	1.000	1-2	.500	0	0	0	0.0	3	0	2	1	0	0	8	2.7
5	EDWARDS, P.J.	12-0	89:40	7.5	11-31	.355	6-22	.273	0-0	.000	5	4	9	0.8	14	0	6	4	0	2	28	2.3
31	SYLLA, Thierno	15-0	98:03	6.5	12-29	.414	5-17	.294	0-0	.000	6	12	18	1.2	23	1	2	6	7	1	29	1.9
Team											35	32	67					13				
Total		18	3675		437-1035	.422	163-468	.348	266-331	.804	198	401	599	33.3	319	8	257	227	68	140	1303	72.4
Opponents		18	3675		421-959	.439	115-366	.314	273-370	.738	183	421	604	33.6	294	8	219	267	49	123	1230	68.3

Team Statistics

	UCF	OPP
Scoring	1303	1230
Points per game	72.4	68.3
Scoring margin	+4.1	-
Field goals-att	437-1035	421-959
Field goal pct	.422	.439
3 point fg-att	163-468	115-366
3-point FG pct	.348	.314
3-pt FG made per game	9.1	6.4
Free throws-att	266-331	273-370
Free throw pct	.804	.738
F-Throws made per game	14.8	15.2
Rebounds	599	604
Rebounds per game	33.3	33.6
Rebounding margin	-0.3	-
Assists	257	219
Assists per game	14.3	12.2
Turnovers	227	267
Turnovers per game	12.6	14.8
Turnover margin	+2.2	-
Assist/turnover ratio	1.1	0.8
Steals	140	123
Steals per game	7.8	6.8
Blocks	68	49
Blocks per game	3.8	2.7
Winning streak	1	-
Home win streak	1	-
Attendance	53474	54634
Home games-Avg/Game	9-5942	9-6070
Neutral site-Avg/Game	-	0-0

Team Results

Date	Opponent		Score	Att.
12/28/2022	Wichita St.	W	52-45	4225
12/31/2022	at Houston	L	65-71	7457
01/04/2023	at East Carolina	W	64-61	3675
01/08/2023	SMU	W	85-53	4576
01/11/2023	Memphis	Wot2	107-104	6812
01/14/2023	at Tulane	L	69-77	1634
01/21/2023	at South Fla.	L	72-85	5715
01/25/2023	Houston	L	71-82	9383
01/28/2023	Temple	Lot	70-77	4594
02/04/2023	at Cincinnati	L	64-73	10351
02/08/2023	at Wichita St.	W	72-67	6929
02/11/2023	Tulsa	W	96-52	6731
02/16/2023	at Memphis	L	63-64	10150
02/19/2023	Cincinnati	L	71-73	5213
02/22/2023	South Fla.	L	75-82	6736
02/26/2023	at Tulsa	W	68-49	4059
03/02/2023	at Temple	L	55-57	4664
03/05/2023	East Carolina	W	84-58	5204



2022-23 POSTSEASON STATISTICS (AAC TOURNAMNET & NIT)
Game Records

Record	Overall	Home	Away	Neutral
ALL GAMES	2-2	0-0	1-1	1-1
CONFERENCE	0-0	0-0	0-0	0-0
NON-CONFERENCE	2-2	0-0	1-1	1-1

Score by Periods

Team	1st	2nd	OT	TOT
UCF	117	156	0	273
Opponents	135	133	0	268

Team Box Score

No.	Player	Total			3-Point			F-Throw		Rebounds				Other Stats									
		GP-GS	MIN	AVG	FG-FGA	FG%	3FG-3FGA	3FG%	FT-FTA	FT%	OFF	DEF	TOT	AVG	PF	DQ	A	TO	BLK	STL	PTS	AVG	
13	KELLY, C.J.	4-4	144:49	36.2	29-51	.569	10-20	.500	15-17	.882	2	13	15	3.8	11	0	10	9	1	9	83	20.8	
25	HENDRICKS, Taylor	4-4	148:42	37.2	19-47	.404	4-17	.235	4-7	.571	6	28	34	8.5	5	0	4	6	8	4	46	11.5	
12	HORTON, Ithiel	4-4	127:55	32.0	18-54	.333	7-26	.269	2-2	1.000	5	12	17	4.3	4	0	8	5	0	8	45	11.3	
3	JOHNSON, Darius	4-4	118:00	29.5	14-38	.368	3-17	.176	5-7	.714	3	10	13	3.3	11	1	14	16	0	10	36	9.0	
4	SUGGS, Brandon	4-0	59:50	15.0	9-14	.643	2-4	.500	3-4	.750	1	8	9	2.3	8	0	2	5	2	2	23	5.8	
2	DURR, Michael	4-4	78:57	19.7	8-16	.500	0-0	.000	7-8	.875	9	11	20	5.0	9	1	1	3	4	0	23	5.8	
0	THIOUNE, Lahat	4-0	49:52	12.5	4-10	.400	0-0	.000	2-4	.500	13	6	19	4.8	5	0	2	2	0	1	10	2.5	
31	SYLLA, Thierno	2-0	08:54	4.5	1-3	.333	1-3	.333	0-0	.000	0	1	1	0.5	4	0	0	0	0	0	3	1.5	
1	YOUNG, Jayhlon	4-0	43:59	11.0	1-6	.167	1-4	.250	1-2	.500	1	2	3	0.8	2	0	5	2	0	2	4	1.0	
11	FREEMAN, Tyem	3-0	16:24	5.5	0-3	.000	0-1	.000	0-0	.000	0	2	2	0.7	1	0	2	1	0	1	0	0.0	
10	WARAKULNUKROH, Poohpha	1-0	01:08	1.1	0-1	.000	0-0	.000	0-0	.000	0	0	0	0.0	0	0	0	0	0	0	0	0.0	
5	EDWARDS, P.J.	1-0	01:29	1.5	0-0	.000	0-0	.000	0-0	.000	0	0	0	0.0	0	0	0	0	0	0	0	0.0	
Team											5	5	10				4						
Total		4	800		103-243	.424	28-92	.304	39-51	.765	45	98	143	35.8	60	2	48	53	15	37	273	68.3	
Opponents		4	800		96-225	.427	24-81	.296	52-69	.754	35	97	132	33.0	51	1	58	59	11	31	268	67.0	

Team Statistics

	UCF	OPP
Scoring	273	268
Points per game	68.3	67.0
Scoring margin	+1.3	-
Field goals-att	103-243	96-225
Field goal pct	.424	.427
3 point fg-att	28-92	24-81
3-point FG pct	.304	.296
3-pt FG made per game	7.0	6.0
Free throws-att	39-51	52-69
Free throw pct	.765	.754
F-Throws made per game	9.8	13.0
Rebounds	143	132
Rebounds per game	35.8	33.0
Rebounding margin	+2.8	-
Assists	48	58
Assists per game	12.0	14.5
Turnovers	53	59
Turnovers per game	13.3	14.8
Turnover margin	+1.5	-
Assist/turnover ratio	0.9	1.0
Steals	37	31
Steals per game	9.3	7.8
Blocks	15	11
Blocks per game	3.8	2.8
Winning streak	0	-
Home win streak	0	-
Attendance	0	6042
Home games-Avg/Game	0-0	2-3021
Neutral site-Avg/Game	-	2-6049

Team Results

Date	Opponent		Score	Att.
03/09/2023	vs SMU	W	76-70	5986
03/10/2023	vs Memphis	L	76-81	6111
03/15/2023	at Florida	W	67-49	3023
03/19/2023	at Oregon	L	54-68	3019

UCF GAME-BY-GAME STATISTICS

Opponent	Date	Score		Total		3-Pointers		Free throws		Rebounds										
				FG-FGA	PCT	3FG-3FGA	PCT	FT-FTA	PCT	OFF	DEF	TOT	AVG	PF	A	TO	BLK	STL	PTS	AVG
FIU	11/06/2023	85-62	W	31-62	.500	7-24	.292	16-23	.696	13	24	37	37.0	21	16	18	5	16	85	85.0
Total		85		31-62	.500	7-24	.292	16-23	.696	13	24	37	37.0	21	16	18	5	16	85	85.0
Opponents		62		17-47	.362	4-18	.222	24-32	.750	9	21	30	30.0	18	10	24	2	11	62	62.0

UCF Averages

Games Played	Points/game	FG Pct	3FG Pct	FT Pct	Rebounds/game	Assists/game	Turnovers/game	Assist/Turnover ratio	Steals/game	Blocks/game
1	85.0	50.0	29.2	69.6	37.0	16.0	18.0	0.9	16.0	5.0

2022-23 UCF GAME-BY-GAME STATISTICS

Opponent	Date	Score		Total		3-Pointers		Free throws		Rebounds										
				FG-FGA	PCT	3FG-3FGA	PCT	FT-FTA	PCT	OFF	DEF	TOT	AVG	PF	A	TO	BLK	STL	PTS	AVG
UNC Asheville	11/07/2022	95-98	Lot2	37-81	.457	10-33	.303	11-15	.733	17	22	39	39.0	23	12	14	5	9	95	95.0
Florida St.	11/11/2022	68-54	W	25-63	.397	7-15	.467	11-16	.688	24	28	52	45.5	15	11	20	2	4	68	81.5
Western Ill.	11/14/2022	70-37	W	29-61	.475	6-21	.286	6-9	.667	9	29	38	43.0	13	11	8	6	7	70	77.7
vs Oklahoma St.	11/18/2022	60-56	Wot	18-59	.305	9-25	.360	15-17	.882	13	26	39	42.0	17	12	21	4	7	60	73.3
vs Santa Clara	11/20/2022	57-50	W	21-53	.396	10-28	.357	5-9	.556	8	25	33	40.2	14	16	14	2	5	57	70.0
Evansville	11/23/2022	76-56	W	26-52	.500	10-20	.500	14-18	.778	7	35	42	40.5	13	15	19	6	7	76	71.0
Miami (FL)	11/27/2022	64-66	L	24-53	.453	4-17	.235	12-17	.706	14	19	33	39.4	13	7	15	2	8	64	70.0
Samford	12/04/2022	80-77	Wot	24-55	.436	9-25	.360	23-34	.676	8	28	36	39.0	24	14	14	2	7	80	71.3
Tarleton St.	12/11/2022	75-49	W	26-50	.520	11-23	.478	12-18	.667	9	22	31	38.1	16	15	13	5	7	75	71.7
at Ole Miss	12/14/2022	72-61	W	27-63	.429	7-18	.389	11-14	.786	17	22	39	38.2	18	14	11	4	8	72	71.7
vs Missouri	12/17/2022	66-68	L	22-52	.423	13-28	.464	9-15	.600	10	19	29	37.4	12	17	15	3	10	66	71.2
Stetson	12/21/2022	73-58	W	29-60	.483	8-22	.364	7-8	.875	14	23	37	37.3	9	20	8	5	5	73	71.3
Wichita St.	12/28/2022	52-45	W	19-53	.358	5-22	.227	9-10	.900	14	20	34	37.1	11	14	9	5	8	52	69.8
at Houston	12/31/2022	65-71	L	21-54	.389	6-27	.222	17-20	.850	14	23	37	37.1	17	9	13	4	6	65	69.5
at East Carolina	01/04/2023	64-61	W	22-51	.431	5-15	.333	15-18	.833	10	28	38	37.1	20	10	13	2	2	64	69.1
SMU	01/08/2023	85-53	W	30-57	.526	10-25	.400	15-20	.750	14	24	38	37.2	17	16	12	4	5	85	70.1
Memphis	01/11/2023	107-104	Wot2	29-69	.420	16-35	.457	33-37	.892	17	24	41	37.4	25	19	18	6	4	107	72.3
at Tulane	01/14/2023	69-77	L	25-68	.368	9-33	.273	10-12	.833	11	31	42	37.7	22	18	18	6	7	69	72.1
at South Fla.	01/21/2023	72-85	L	23-55	.418	8-22	.364	18-25	.720	9	21	30	37.3	18	10	12	4	8	72	72.1
Houston	01/25/2023	71-82	L	23-53	.434	9-23	.391	16-19	.842	9	18	27	36.8	20	14	8	7	5	71	72.1
Temple	01/28/2023	70-77	Lot	23-58	.397	6-16	.375	18-25	.720	9	25	34	36.6	18	10	15	0	12	70	72.0
at Cincinnati	02/04/2023	64-73	L	23-54	.426	10-25	.400	8-11	.727	10	26	36	36.6	17	14	24	1	6	64	71.6
at Wichita St.	02/08/2023	72-67	W	24-63	.381	12-32	.375	12-15	.800	15	19	34	36.5	14	17	13	3	13	72	71.6
Tulsa	02/11/2023	96-52	W	37-67	.552	17-36	.472	5-6	.833	9	23	32	36.3	14	28	3	5	4	96	72.6
at Memphis	02/16/2023	63-64	L	20-62	.323	9-29	.310	14-17	.824	11	19	30	36.0	18	13	15	4	14	63	72.2
Cincinnati	02/19/2023	71-73	L	26-55	.473	8-21	.381	11-16	.688	10	14	24	35.6	14	10	9	1	7	71	72.2
South Fla.	02/22/2023	75-82	L	21-58	.362	11-31	.355	22-29	.759	9	17	26	35.2	25	14	11	4	10	75	72.3
at Tulsa	02/26/2023	68-49	W	25-57	.439	7-27	.259	11-14	.786	12	23	35	35.2	13	14	11	5	13	68	72.1
at Temple	03/02/2023	55-57	L	17-44	.386	6-23	.261	15-17	.882	3	20	23	34.8	19	12	10	3	7	55	71.6
East Carolina	03/05/2023	84-58	W	29-57	.509	9-26	.346	17-20	.850	12	26	38	34.9	17	15	13	4	9	84	72.0
vs SMU	03/09/2023	76-70	W	28-61	.459	8-19	.421	12-16	.750	9	22	31	34.8	10	19	6	4	9	76	72.1
vs Memphis	03/10/2023	76-81	L	27-65	.415	9-28	.321	13-17	.765	16	26	42	35.0	17	14	16	6	4	76	72.2
at Florida	03/15/2023	67-49	W	29-55	.527	6-15	.400	3-4	.750	10	29	39	35.1	11	9	18	3	13	67	72.1
at Oregon	03/19/2023	54-68	L	19-62	.306	5-30	.167	11-14	.786	10	21	31	35.0	22	6	13	2	11	54	71.5
Total		2432		848-1980	.428	295-835	.353	441-572	.771	393	797	1190	35.0	566	469	452	129	261	2432	71.5
Opponents		2228		779-1855	.420	221-720	.307	449-620	.724	353	777	1130	33.2	554	416	504	97	229	2228	65.5

UCF Averages

Games Played	Points/game	FG Pct	3FG Pct	FT Pct	Rebounds/game	Assists/game	Turnovers/game	Assist/Turnover ratio	Steals/game	Blocks/game
34	71.5	42.8	35.3	77.1	35.0	13.8	13.3	1.0	7.7	3.8

OPPONENT GAME-BY-GAME STATISTICS

Opponent	Date	Score		Total		3-Pointers		Free throws		Rebounds										
				FG-FGA	PCT	3FG-3FGA	PCT	FT-FTA	PCT	OFF	DEF	TOT	AVG	PF	A	TO	BLK	STL	PTS	AVG
FIU	11/06/2023	85-62	W	17-47	.362	4-18	.222	24-32	.750	9	21	30	30.0	18	10	24	2	11	62	62.0
Total		62		17-47	.362	4-18	.222	24-32	.750	9	21	30	30.0	18	10	24	2	11	62	62.0
UCF		85		31-62	.500	7-24	.292	16-23	.696	13	24	37	37.0	21	16	18	5	16	85	85.0

Opponents Averages

Games Played	Points/game	FG Pct	3FG Pct	FT Pct	Rebounds/game	Assists/game	Turnovers/game	Assist/Turnover ratio	Steals/game	Blocks/game
1	62.0	36.2	22.2	75.0	30.0	10.0	24.0	0.4	11.0	2.0

2022-23 OPPONENT GAME-BY-GAME STATISTICS

Opponent	Date	Score		Total		3-Pointers		Free throws		Rebounds										
				FG-FGA	PCT	3FG-3FGA	PCT	FT-FTA	PCT	OFF	DEF	TOT	AVG	PF	A	TO	BLK	STL	PTS	AVG
UNC Asheville	11/07/2022	95-98	Lot2	34-66	.515	11-29	.379	19-26	.731	12	30	42	42.0	20	13	19	6	8	98	98.0
Florida St.	11/11/2022	68-54	W	22-56	.393	6-19	.316	4-7	.571	7	15	22	32.0	19	12	13	3	10	54	76.0
Western Ill.	11/14/2022	70-37	W	15-54	.278	2-21	.095	5-11	.455	13	23	36	33.3	10	5	18	0	3	37	63.0
vs Oklahoma St.	11/18/2022	60-56	Wot	17-58	.293	2-20	.100	20-24	.833	16	26	42	35.5	19	13	18	8	7	56	61.3
vs Santa Clara	11/20/2022	57-50	W	18-59	.305	8-29	.276	6-11	.545	17	26	43	37.0	16	10	18	2	6	50	59.0
Evansville	11/23/2022	76-56	W	21-62	.339	7-25	.280	7-13	.538	9	23	32	36.2	14	9	14	1	9	56	58.5
Miami (FL)	11/27/2022	64-66	L	26-54	.481	6-19	.316	8-12	.667	13	15	28	35.0	18	14	15	1	8	66	59.6
Samford	12/04/2022	80-77	Wot	22-59	.373	9-28	.321	24-29	.828	9	25	34	34.9	28	12	10	3	5	77	61.8
Tarleton St.	12/11/2022	75-49	W	18-45	.400	3-12	.250	10-13	.769	6	19	25	33.8	19	7	16	0	3	49	60.3
at Ole Miss	12/14/2022	72-61	W	23-52	.442	6-18	.333	9-17	.529	12	20	32	33.6	15	14	15	9	5	61	60.4
vs Missouri	12/17/2022	66-68	L	23-46	.500	13-25	.520	9-13	.692	6	20	26	32.9	18	15	15	3	8	68	61.1
Stetson	12/21/2022	73-58	W	23-60	.383	9-28	.321	3-5	.600	15	17	32	32.8	13	15	7	1	3	58	60.8
Wichita St.	12/28/2022	52-45	W	14-40	.350	7-20	.350	10-13	.769	7	20	27	32.4	14	9	15	0	5	45	59.6
at Houston	12/31/2022	65-71	L	24-64	.375	6-19	.316	17-21	.810	19	22	41	33.0	15	10	8	4	9	71	60.4
at East Carolina	01/04/2023	64-61	W	20-57	.351	8-27	.296	13-22	.591	12	20	32	32.9	19	13	9	2	6	61	60.5
SMU	01/08/2023	85-53	W	20-45	.444	4-17	.235	9-16	.563	4	15	19	32.1	19	7	15	2	5	53	60.0
Memphis	01/11/2023	107-104	Wot2	35-69	.507	6-18	.333	28-31	.903	11	25	36	32.3	29	14	14	5	7	104	62.6
at Tulane	01/14/2023	69-77	L	24-57	.421	5-18	.278	24-27	.889	4	31	35	32.4	12	13	14	4	15	77	63.4
at South Fla.	01/21/2023	72-85	L	27-61	.443	11-31	.355	20-22	.909	15	26	41	32.9	20	18	16	5	6	85	64.5
Houston	01/25/2023	71-82	L	29-57	.509	11-27	.407	13-20	.650	16	22	38	33.2	17	18	10	4	2	82	65.4
Temple	01/28/2023	70-77	Lot	26-57	.456	8-23	.348	17-24	.708	9	28	37	33.3	16	19	17	5	8	77	66.0
at Cincinnati	02/04/2023	64-73	L	27-62	.435	7-23	.304	12-16	.750	9	20	29	33.1	15	16	13	3	16	73	66.3
at Wichita St.	02/08/2023	72-67	W	24-47	.511	4-16	.250	15-20	.750	7	26	33	33.1	15	14	18	4	6	67	66.3
Tulsa	02/11/2023	96-52	W	19-52	.365	5-24	.208	9-17	.529	14	20	34	33.2	8	9	16	0	1	52	65.7
at Memphis	02/16/2023	63-64	L	24-44	.545	2-8	.250	14-18	.778	4	29	33	33.2	17	8	24	3	10	64	65.6
Cincinnati	02/19/2023	71-73	L	29-53	.547	4-15	.267	11-15	.733	11	20	31	33.1	15	13	15	0	4	73	65.9
South Fla.	02/22/2023	75-82	L	28-53	.528	10-20	.500	16-25	.640	14	33	47	33.6	23	14	19	5	5	82	66.5
at Tulsa	02/26/2023	68-49	W	16-45	.356	5-18	.278	12-16	.750	7	22	29	33.4	10	11	16	1	8	49	65.9
at Temple	03/02/2023	55-57	L	18-49	.367	6-23	.261	15-21	.714	11	23	34	33.4	16	9	12	1	3	57	65.6
East Carolina	03/05/2023	84-58	W	17-47	.362	6-19	.316	18-26	.692	9	19	28	33.3	14	4	16	1	7	58	65.3
vs SMU	03/09/2023	76-70	W	26-60	.433	6-19	.316	12-13	.923	11	25	36	33.4	12	19	14	4	6	70	65.5
vs Memphis	03/10/2023	76-81	L	28-59	.475	9-19	.474	16-20	.800	6	21	27	33.2	16	17	9	5	9	81	66.0
at Florida	03/15/2023	67-49	W	19-59	.322	4-24	.167	7-10	.700	13	16	29	33.0	7	8	18	2	10	49	65.5
at Oregon	03/19/2023	54-68	L	23-47	.489	5-19	.263	17-26	.654	5	35	40	33.2	16	14	18	0	6	68	65.5
Total		2228		779-1855	.420	221-720	.307	449-620	.724	353	777	1130	33.2	554	416	504	97	229	2228	65.5
UCF		2432		848-1980	.428	295-835	.353	441-572	.771	393	797	1190	35.0	566	469	452	129	261	2432	71.5

Opponents Averages

Games Played	Points/game	FG Pct	3FG Pct	FT Pct	Rebounds/game	Assists/game	Turnovers/game	Assist/Turnover ratio	Steals/game	Blocks/game
34	65.5	42.0	30.7	72.4	33.2	12.2	14.8	0.8	6.7	2.9

LEADERS

Points

##	Player	G	Pts	Pts/G
24	Sellers, Jaylin	1	23	23.0
3	Johnson, Darius	1	15	15.0
31	Sylla, Thierno	1	9	9.0
2	Allen, Shemarri	1	8	8.0
15	Hendricks, Tyler	1	7	7.0
11	Diallo, Ibrahima	1	7	7.0
12	Langford Jr., DeMarr	1	5	5.0
22	Machowski, Nils	1	5	5.0
5	Payne, Omar	1	4	4.0
10	Mockus, Mintautas	1	2	2.0

Scoring Average

##	Player	G	Pts	Pts/G
24	Sellers, Jaylin	1	23	23.0
3	Johnson, Darius	1	15	15.0
31	Sylla, Thierno	1	9	9.0
2	Allen, Shemarri	1	8	8.0
15	Hendricks, Tyler	1	7	7.0
11	Diallo, Ibrahima	1	7	7.0
12	Langford Jr., DeMarr	1	5	5.0
22	Machowski, Nils	1	5	5.0
5	Payne, Omar	1	4	4.0
10	Mockus, Mintautas	1	2	2.0

Field Goal Percentage

##	Player	FG	Att	Pct
15	Hendricks, Tyler	3	4	.750
11	Diallo, Ibrahima	3	4	.750
31	Sylla, Thierno	4	6	.667
24	Sellers, Jaylin	8	15	.533
12	Langford Jr., DeMarr	2	4	.500
22	Machowski, Nils	1	2	.500
5	Payne, Omar	1	2	.500
2	Allen, Shemarri	3	7	.429
3	Johnson, Darius	5	12	.417
10	Mockus, Mintautas	1	4	.250

Field Goal Attempts

##	Player	G	Att	Att/G
24	Sellers, Jaylin	1	15	15.0
3	Johnson, Darius	1	12	12.0
2	Allen, Shemarri	1	7	7.0
31	Sylla, Thierno	1	6	6.0
15	Hendricks, Tyler	1	4	4.0

Field Goals Made

##	Player	G	Made	Made/G
24	Sellers, Jaylin	1	8	8.0
3	Johnson, Darius	1	5	5.0
31	Sylla, Thierno	1	4	4.0
2	Allen, Shemarri	1	3	3.0
15	Hendricks, Tyler	1	3	3.0

3-Point FG Percentage

##	Player	3FG	Att	Pct
15	Hendricks, Tyler	1	2	.500
22	Machowski, Nils	1	2	.500
3	Johnson, Darius	3	8	.375
31	Sylla, Thierno	1	3	.333
24	Sellers, Jaylin	1	4	.250

3-Point FG Attempts

##	Player	G	Att	Att/G
3	Johnson, Darius	1	8	8.0
24	Sellers, Jaylin	1	4	4.0
31	Sylla, Thierno	1	3	3.0
10	Mockus, Mintautas	1	3	3.0
15	Hendricks, Tyler	1	2	2.0

3-Point FG Made

##	Player	G	Made	Made/G
3	Johnson, Darius	1	3	3.0
24	Sellers, Jaylin	1	1	1.0
31	Sylla, Thierno	1	1	1.0
15	Hendricks, Tyler	1	1	1.0
22	Machowski, Nils	1	1	1.0



LEADERS
Free Throw Percentage

##	Player	Made	Att	Pct
11	Diallo, Ibrahima	1	1	1.000
22	Machowski, Nils	2	2	1.000
5	Payne, Omar	2	2	1.000
24	Sellers, Jaylin	6	7	.857
2	Allen, Shemarri	2	3	.667
3	Johnson, Darius	2	4	.500
12	Langford Jr., DeMarr	1	4	.250

Free Throw Attempts

##	Player	G	Att	Att/G
24	Sellers, Jaylin	1	7	7.0
3	Johnson, Darius	1	4	4.0
12	Langford Jr., DeMarr	1	4	4.0
2	Allen, Shemarri	1	3	3.0
22	Machowski, Nils	1	2	2.0

Free Throws Made

##	Player	G	Made	Made/G
24	Sellers, Jaylin	1	6	6.0
3	Johnson, Darius	1	2	2.0
2	Allen, Shemarri	1	2	2.0
22	Machowski, Nils	1	2	2.0
5	Payne, Omar	1	2	2.0

Rebounds

##	Player	G	Reb	Reb/G
24	Sellers, Jaylin	1	6	6.0
5	Payne, Omar	1	6	6.0
2	Allen, Shemarri	1	5	5.0
3	Johnson, Darius	1	4	4.0
15	Hendricks, Tyler	1	4	4.0

Assists

##	Player	G	Ast	Ast/G
2	Allen, Shemarri	1	5	5.0
3	Johnson, Darius	1	4	4.0
12	Langford Jr., DeMarr	1	3	3.0
24	Sellers, Jaylin	1	2	2.0
15	Hendricks, Tyler	1	1	1.0

Rebounds Average

##	Player	G	Reb	Reb/G
24	Sellers, Jaylin	1	6	6.0
5	Payne, Omar	1	6	6.0
2	Allen, Shemarri	1	5	5.0
3	Johnson, Darius	1	4	4.0
15	Hendricks, Tyler	1	4	4.0

Steals

##	Player	G	Stl	Stl/G
24	Sellers, Jaylin	1	3	3.0
2	Allen, Shemarri	1	3	3.0
3	Johnson, Darius	1	2	2.0
31	Sylla, Thierno	1	2	2.0
12	Langford Jr., DeMarr	1	2	2.0

Offensive Rebounds

##	Player	G	OReb	OReb/G
24	Sellers, Jaylin	1	2	2.0
2	Allen, Shemarri	1	2	2.0
5	Payne, Omar	1	2	2.0
3	Johnson, Darius	1	1	1.0
31	Sylla, Thierno	1	1	1.0

Blocked Shots

##	Player	G	Blk	Blk/G
11	Diallo, Ibrahima	1	3	3.0
5	Payne, Omar	1	2	2.0

Defensive Rebounds

##	Player	G	DReb	DReb/G
24	Sellers, Jaylin	1	4	4.0
5	Payne, Omar	1	4	4.0
3	Johnson, Darius	1	3	3.0
2	Allen, Shemarri	1	3	3.0
15	Hendricks, Tyler	1	3	3.0

Minutes

##	Player	G	Min	Min/G
24	Sellers, Jaylin	1	32	32:06
3	Johnson, Darius	1	31	31:19
2	Allen, Shemarri	1	29	29:16
12	Langford Jr., DeMarr	1	26	26:06
31	Sylla, Thierno	1	18	18:00

Fouls

##	Player	G	PF	PF/G
5	Payne, Omar	1	5	5.0
3	Johnson, Darius	1	3	3.0
12	Langford Jr., DeMarr	1	3	3.0
31	Sylla, Thierno	1	2	2.0
2	Allen, Shemarri	1	2	2.0

Turnovers

##	Player	G	TO	TO/G
3	Johnson, Darius	1	6	6.0
31	Sylla, Thierno	1	3	3.0
24	Sellers, Jaylin	1	2	2.0
2	Allen, Shemarri	1	2	2.0
15	Hendricks, Tyler	1	2	2.0

Foul Outs

##	Player	G	FO
5	Payne, Omar	1	1

2022-23 UCF GAME HIGHS

POINTS	107	Memphis (01/11/2023)
	96	Tulsa (02/11/2023)
	95	UNC Asheville (11/07/2022)
	85	SMU (01/08/2023)
	84	East Carolina (03/05/2023)
FIELD GOALS MADE	37	Tulsa (02/11/2023)
	37	UNC Asheville (11/07/2022)
FIELD GOAL ATTEMPTS	81	UNC Asheville (11/07/2022)
	69	Memphis (01/11/2023)
FIELD GOAL PERCENTAGE	.552 (37-67)	Tulsa (02/11/2023)
	.527 (29-55)	at Florida (03/15/2023)
3 PT FG MADE	17	Tulsa (02/11/2023)
	16	Memphis (01/11/2023)
3 PT FG ATTEMPTS	36	Tulsa (02/11/2023)
	35	Memphis (01/11/2023)
3 PT FG PERCENTAGE	.500 (10-20)	Evansville (11/23/2022)
	.478 (11-23)	Tarleton St. (12/11/2022)
FREE THROWS MADE	33	Memphis (01/11/2023)
	23	Samford (12/04/2022)
FREE THROW ATTEMPTS	37	Memphis (01/11/2023)
	34	Samford (12/04/2022)
FREE THROW PERCENTAGE	.900 (9-10)	Wichita St. (12/28/2022)
	.892 (33-37)	Memphis (01/11/2023)
REBOUNDS	52	Florida St. (11/11/2022)
	42	vs Memphis (N) (03/10/2023)
	42	at Tulane (01/14/2023)
	42	Evansville (11/23/2022)
ASSISTS	28	Tulsa (02/11/2023)
	20	Stetson (12/21/2022)
STEALS	14	at Memphis (02/16/2023)
	13	at Florida (03/15/2023)
	13	at Tulsa (02/26/2023)
	13	at Wichita St. (02/08/2023)
BLOCKED SHOTS	7	Houston (01/25/2023)
	6	vs Memphis (N) (03/10/2023)
	6	at Tulane (01/14/2023)
	6	Memphis (01/11/2023)
	6	Evansville (11/23/2022)
	6	Western Ill. (11/14/2022)
TURNOVERS	24	at Cincinnati (02/04/2023)
	21	vs Oklahoma St. (N) (11/18/2022)
FOULS	25	South Fla. (02/22/2023)
	25	Memphis (01/11/2023)



2022-23 OPPONENT GAME HIGHS

POINTS	104		Memphis (01/11/2023)
	98		UNC Asheville (11/07/2022)
	85		at South Fla. (01/21/2023)
	82		South Fla. (02/22/2023)
	82		Houston (01/25/2023)
FIELD GOALS MADE	35		Memphis (01/11/2023)
	34		UNC Asheville (11/07/2022)
FIELD GOAL ATTEMPTS	69		Memphis (01/11/2023)
	66		UNC Asheville (11/07/2022)
FIELD GOAL PERCENTAGE	.547	(29-53)	Cincinnati (02/19/2023)
	.545	(24-44)	at Memphis (02/16/2023)
3 PT FG MADE	13		vs Missouri (N) (12/17/2022)
	11		Houston (01/25/2023)
	11		at South Fla. (01/21/2023)
	11		UNC Asheville (11/07/2022)
3 PT FG ATTEMPTS	31		at South Fla. (01/21/2023)
	29		vs Santa Clara (N) (11/20/2022)
	29		UNC Asheville (11/07/2022)
3 PT FG PERCENTAGE	.520	(13-25)	vs Missouri (N) (12/17/2022)
	.500	(10-20)	South Fla. (02/22/2023)
FREE THROWS MADE	28		Memphis (01/11/2023)
	24		at Tulane (01/14/2023)
	24		Samford (12/04/2022)
FREE THROW ATTEMPTS	31		Memphis (01/11/2023)
	29		Samford (12/04/2022)
FREE THROW PERCENTAGE	.923	(12-13)	vs SMU (N) (03/09/2023)
	.909	(20-22)	at South Fla. (01/21/2023)
REBOUNDS	47		South Fla. (02/22/2023)
	43		vs Santa Clara (N) (11/20/2022)
ASSISTS	19		vs SMU (N) (03/09/2023)
	19		Temple (01/28/2023)
STEALS	16		at Cincinnati (02/04/2023)
	15		at Tulane (01/14/2023)
BLOCKED SHOTS	9		at Ole Miss (12/14/2022)
	8		vs Oklahoma St. (N) (11/18/2022)
TURNOVERS	24		at Memphis (02/16/2023)
	19		South Fla. (02/22/2023)
	19		UNC Asheville (11/07/2022)
FOULS	29		Memphis (01/11/2023)
	28		Samford (12/04/2022)

2022-23 UCF GAME LOWS

POINTS	52		Wichita St. (12/28/2022)
	54		at Oregon (03/19/2023)
	55		at Temple (03/02/2023)
	57		vs Santa Clara (N) (11/20/2022)
	60		vs Oklahoma St. (N) (11/18/2022)
FIELD GOALS MADE	17		at Temple (03/02/2023)
	18		vs Oklahoma St. (N) (11/18/2022)
FIELD GOAL ATTEMPTS	44		at Temple (03/02/2023)
	50		Tarleton St. (12/11/2022)
FIELD GOAL PERCENTAGE	.305	(18-59)	vs Oklahoma St. (N) (11/18/2022)
	.306	(19-62)	at Oregon (03/19/2023)
3 PT FG MADE	4		Miami (FL) (11/27/2022)
	5		at Oregon (03/19/2023)
	5		at East Carolina (01/04/2023)
	5		Wichita St. (12/28/2022)
3 PT FG ATTEMPTS	15		at Florida (03/15/2023)
	15		at East Carolina (01/04/2023)
	15		Florida St. (11/11/2022)
3 PT FG PERCENTAGE	.167	(5-30)	at Oregon (03/19/2023)
	.222	(6-27)	at Houston (12/31/2022)
FREE THROWS MADE	3		at Florida (03/15/2023)
	5		Tulsa (02/11/2023)
	5		vs Santa Clara (N) (11/20/2022)
FREE THROW ATTEMPTS	4		at Florida (03/15/2023)
	6		Tulsa (02/11/2023)
FREE THROW PERCENTAGE	.556	(5-9)	vs Santa Clara (N) (11/20/2022)
	.600	(9-15)	vs Missouri (N) (12/17/2022)
REBOUNDS	23		at Temple (03/02/2023)
	24		Cincinnati (02/19/2023)
ASSISTS	6		at Oregon (03/19/2023)
	7		Miami (FL) (11/27/2022)
STEALS	2		at East Carolina (01/04/2023)
	4		vs Memphis (N) (03/10/2023)
	4		Tulsa (02/11/2023)
	4		Memphis (01/11/2023)
	4		Florida St. (11/11/2022)
BLOCKED SHOTS	0		Temple (01/28/2023)
	1		Cincinnati (02/19/2023)
	1		at Cincinnati (02/04/2023)
TURNOVERS	3		Tulsa (02/11/2023)
	6		vs SMU (N) (03/09/2023)
FOULS	9		Stetson (12/21/2022)
	10		vs SMU (N) (03/09/2023)

2022-23 OPPONENT GAME LOWS

POINTS	37		Western Ill. (11/14/2022)
	45		Wichita St. (12/28/2022)
	49		at Florida (03/15/2023)
	49		at Tulsa (02/26/2023)
	49		Tarleton St. (12/11/2022)
FIELD GOALS MADE	14		Wichita St. (12/28/2022)
	15		Western Ill. (11/14/2022)
FIELD GOAL ATTEMPTS	40		Wichita St. (12/28/2022)
	44		at Memphis (02/16/2023)
FIELD GOAL PERCENTAGE	.278	(15-54)	Western Ill. (11/14/2022)
	.293	(17-58)	vs Oklahoma St. (N) (11/18/2022)
3 PT FG MADE	2		at Memphis (02/16/2023)
	2		vs Oklahoma St. (N) (11/18/2022)
	2		Western Ill. (11/14/2022)
3 PT FG ATTEMPTS	8		at Memphis (02/16/2023)
	12		Tarleton St. (12/11/2022)
3 PT FG PERCENTAGE	.095	(2-21)	Western Ill. (11/14/2022)
	.100	(2-20)	vs Oklahoma St. (N) (11/18/2022)
FREE THROWS MADE	3		Stetson (12/21/2022)
	4		Florida St. (11/11/2022)
FREE THROW ATTEMPTS	5		Stetson (12/21/2022)
	7		Florida St. (11/11/2022)
FREE THROW PERCENTAGE	.455	(5-11)	Western Ill. (11/14/2022)
	.529	(9-17)	Tulsa (02/11/2023)
	.529	(9-17)	at Ole Miss (12/14/2022)
REBOUNDS	19		SMU (01/08/2023)
	22		Florida St. (11/11/2022)
ASSISTS	4		East Carolina (03/05/2023)
	5		Western Ill. (11/14/2022)
STEALS	1		Tulsa (02/11/2023)
	2		Houston (01/25/2023)
BLOCKED SHOTS	0		at Oregon (03/19/2023)
	0		Cincinnati (02/19/2023)
	0		Tulsa (02/11/2023)
	0		Wichita St. (12/28/2022)
	0		Tarleton St. (12/11/2022)
	0		Western Ill. (11/14/2022)
TURNOVERS	7		Stetson (12/21/2022)
	8		at Houston (12/31/2022)
FOULS	7		at Florida (03/15/2023)
	8		Tulsa (02/11/2023)

UCF PLAYER GAME HIGHS

POINTS	23		Jaylin Sellers vs FIU (11/06/2023)
	15		Darius Johnson vs FIU (11/06/2023)
	9		Thierno Sylla vs FIU (11/06/2023)
	8		Shemarri Allen vs FIU (11/06/2023)
	7		Ibrahima Diallo vs FIU (11/06/2023)
	7		Tyler Hendricks vs FIU (11/06/2023)
FIELD GOALS MADE	8		Jaylin Sellers vs FIU (11/06/2023)
	5		Darius Johnson vs FIU (11/06/2023)
FIELD GOAL ATTEMPTS	15		Jaylin Sellers vs FIU (11/06/2023)
	12		Darius Johnson vs FIU (11/06/2023)
FIELD GOAL PERCENTAGE (min 5 made)	.533	(8-15)	Jaylin Sellers vs FIU (11/06/2023)
	.417	(5-12)	Darius Johnson vs FIU (11/06/2023)
3 PT FG MADE	3		Darius Johnson vs FIU (11/06/2023)
	1		Tyler Hendricks vs FIU (11/06/2023)
	1		Jaylin Sellers vs FIU (11/06/2023)
	1		Nils Machowski vs FIU (11/06/2023)
	1		Thierno Sylla vs FIU (11/06/2023)
	1		
3 PT FG ATTEMPTS	8		Darius Johnson vs FIU (11/06/2023)
	4		Jaylin Sellers vs FIU (11/06/2023)
3 PT FG PERCENTAGE (min 2 made)	.375	(3-8)	Darius Johnson vs FIU (11/06/2023)
FREE THROWS MADE	6		Jaylin Sellers vs FIU (11/06/2023)
	2		Darius Johnson vs FIU (11/06/2023)
	2		Shemarri Allen vs FIU (11/06/2023)
	2		Nils Machowski vs FIU (11/06/2023)
	2		Omar Payne vs FIU (11/06/2023)
	2		
FREE THROW ATTEMPTS	7		Jaylin Sellers vs FIU (11/06/2023)
	4		Darius Johnson vs FIU (11/06/2023)
	4		DeMarr Langford Jr. vs FIU (11/06/2023)
FREE THROW PERCENTAGE (min 3 made)	.857	(6-7)	Jaylin Sellers vs FIU (11/06/2023)
REBOUNDS	6		Jaylin Sellers vs FIU (11/06/2023)
	6		Omar Payne vs FIU (11/06/2023)
ASSISTS	5		Shemarri Allen vs FIU (11/06/2023)
	4		Darius Johnson vs FIU (11/06/2023)
STEALS	3		Jaylin Sellers vs FIU (11/06/2023)
	3		Shemarri Allen vs FIU (11/06/2023)
BLOCKED SHOTS	3		Ibrahima Diallo vs FIU (11/06/2023)
	2		Omar Payne vs FIU (11/06/2023)
TURNOVERS	6		Darius Johnson vs FIU (11/06/2023)
	3		Thierno Sylla vs FIU (11/06/2023)
FOULS	5		Omar Payne vs FIU (11/06/2023)
	3		Darius Johnson vs FIU (11/06/2023)
	3		DeMarr Langford Jr. vs FIU (11/06/2023)

OPPONENT PLAYER GAME HIGHS

POINTS	11		Dashon Gittens vs FIU (11/06/2023)
	10		Petar Krivokapic vs FIU (11/06/2023)
	9		Jayden Brewer vs FIU (11/06/2023)
	9		Javaunte Hawkins vs FIU (11/06/2023)
	7		Mohamed Sanogo vs FIU (11/06/2023)
FIELD GOALS MADE	4		Petar Krivokapic vs FIU (11/06/2023)
	3		Javaunte Hawkins vs FIU (11/06/2023)
	3		Dashon Gittens vs FIU (11/06/2023)
FIELD GOAL ATTEMPTS	12		Dashon Gittens vs FIU (11/06/2023)
	7		Arturo Dean vs FIU (11/06/2023)
3 PT FG MADE	3		Javaunte Hawkins vs FIU (11/06/2023)
	1		Dashon Gittens vs FIU (11/06/2023)
3 PT FG ATTEMPTS	3		Jonathan Aybar vs FIU (11/06/2023)
	3		Javaunte Hawkins vs FIU (11/06/2023)
	3		Dashon Gittens vs FIU (11/06/2023)
3 PT FG PERCENTAGE (min 2 made)	1.000	(3-3)	Javaunte Hawkins vs FIU (11/06/2023)
FREE THROWS MADE	6		Seth Pinkney vs FIU (11/06/2023)
	5		Jayden Brewer vs FIU (11/06/2023)
FREE THROW ATTEMPTS	8		Seth Pinkney vs FIU (11/06/2023)
	7		Jayden Brewer vs FIU (11/06/2023)
FREE THROW PERCENTAGE (min 3 made)	1.000	(4-4)	Dashon Gittens vs FIU (11/06/2023)
	1.000	(4-4)	George Pridgett Jr. vs FIU (11/06/2023)
REBOUNDS	6		Jayden Brewer vs FIU (11/06/2023)
	5		Petar Krivokapic vs FIU (11/06/2023)
ASSISTS	4		Arturo Dean vs FIU (11/06/2023)
	2		George Pridgett Jr. vs FIU (11/06/2023)
	2		Dashon Gittens vs FIU (11/06/2023)
STEALS	3		Arturo Dean vs FIU (11/06/2023)
	2		Dante Wilcox vs FIU (11/06/2023)
	2		Petar Krivokapic vs FIU (11/06/2023)
	2		George Pridgett Jr. vs FIU (11/06/2023)
	2		Dashon Gittens vs FIU (11/06/2023)
BLOCKED SHOTS	1		Mohamed Sanogo vs FIU (11/06/2023)
	1		Seth Pinkney vs FIU (11/06/2023)
TURNOVERS	7		Javaunte Hawkins vs FIU (11/06/2023)
	4		Petar Krivokapic vs FIU (11/06/2023)
	4		Jonathan Aybar vs FIU (11/06/2023)
	4		Arturo Dean vs FIU (11/06/2023)
FOULS	5		Arturo Dean vs FIU (11/06/2023)
	4		Jonathan Aybar vs FIU (11/06/2023)

NUMERICAL ROSTER						
No.	Name	Pos.	Ht.	Wt.	Yr.	Hometown / High School (Previous Schools)
0	Charlie May	G	6-5	183	R-Fr.	Boca Raton, Fla. / St. Andrews School
1	Antwann Jones	G	6-6	215	5th	Orlando, Fla. / Oak Ridge (Louisiana/Creighton/Memphis)
2	Shemarri Allen	G	6-4	190	5th	Arden, N.C. / T.C. Roberson (UMKC/Cowley CC)
3	Darius Johnson	G	6-1	200	Jr.	Boyd's, Md. / Episcopal [Va.]
4	Comeh Emuobor	G	6-5	205	Fr.	Raleigh, N.C. / Brewster Academy
5	Omar Payne	F	6-10	228	5th	Kissimmee, Fla. / Montverde Academy (Jacksonville/Illinois/Florida)
10	Mintautas Mockus	G/F	6-7	191	Fr.	Klaipeda, Lithuania / Klaipeda Vetrunges Gymnasium
11	Ibrahima Diallo	F	7-0	246	5th	Saly, Senegal / Prolific Prep [Calif.] (San Jose State/Ohio State)
12	DeMarr Langford Jr.	G	6-5	230	Sr.	Worcester, Mass. / Brewster Academy (Boston College)
13	Marchelus Avery	F	6-7	210	Sr.	Richmond, Va./Central Pointe (New Mexico State/NW Florida State)
14	Michael Kalina	G	6-1	174	R-Fr.	Boca Raton, Fla. / North Broward Prep
15	Tyler Hendricks	G	6-6	190	R-Fr.	Fort Lauderdale, Fla. / Calvary Christian Academy
20	Poohpha Warakulnukroh	G	5-11	177	R-So.	Bangkok, Thailand / Montverde Academy
21	C.J. Walker	F	6-8	215	5th	Sanford, Fla. / Oak Ridge (Oregon)
22	Nils Machowski	G	6-3	180	Fr.	Berlin, Germany / Paul-Natorp Gymnasium
24	Jaylin Sellers	G	6-4	196	Jr.	Columbus, Ga. / Carver Montgomery (Ball State)
31	Thierno Sylla	F	6-11	216	So.	Conakry, Guinea / Royal Crown Academic School

BREAKDOWN BY CLASS	
5th Year	Shemarri Allen (G) Ibrahima Diallo (F) Antwann Jones (G) Omar Payne (F) C.J. Walker (F)
Sophomore	Thierno Sylla (F) Poohpha Warakulnukroh (G) ^
Freshman	Comeh Emuobor (G) Tyler Hendricks (G) ^
Senior	Marchelus Avery (F) DeMarr Langford Jr. (G)
Junior	Darius Johnson (G) Jaylin Sellers (G)
	Michael Kalina (G) ^ Nils Machowski (G) Charlie May (G) ^ Mintautas Mockus (G/F)
	* - Have utilized a redshirt

ALPHABETICAL ROSTER						
No.	Name	Pos.	Ht.	Wt.	Yr.	Hometown / High School (Previous Schools)
2	Shemarri Allen	G	6-4	190	5th	Arden, N.C. / T.C. Roberson (UMKC/Cowley CC)
13	Marchelus Avery	F	6-7	210	Sr.	Richmond, Va./Central Pointe (New Mexico State/NW Florida State)
11	Ibrahima Diallo	F	7-0	246	5th	Saly, Senegal / Prolific Prep [Calif.] (San Jose State/Ohio State)
4	Comeh Emuobor	G	6-5	205	Fr.	Raleigh, N.C. / Brewster Academy
15	Tyler Hendricks	G	6-6	190	R-Fr.	Fort Lauderdale, Fla. / Calvary Christian Academy
1	Antwann Jones	G	6-6	215	5th	Orlando, Fla. / Oak Ridge (Louisiana/Creighton/Memphis)
3	Darius Johnson	G	6-1	200	Jr.	Boyd's, Md. / Episcopal [Va.]
14	Michael Kalina	G	6-1	174	R-Fr.	Boca Raton, Fla. / North Broward Prep
12	DeMarr Langford Jr.	G	6-5	230	Sr.	Worcester, Mass. / Brewster Academy (Boston College)
22	Nils Machowski	G	6-3	180	Fr.	Berlin, Germany / Paul-Natorp Gymnasium
0	Charlie May	G	6-5	183	R-Fr.	Boca Raton, Fla. / St. Andrews School
10	Mintautas Mockus	G/F	6-7	191	Fr.	Klaipeda, Lithuania / Klaipeda Vetrunges Gymnasium
5	Omar Payne	F	6-10	228	5th	Kissimmee, Fla. / Montverde Academy (Jacksonville/Illinois/Florida)
24	Jaylin Sellers	G	6-4	196	Jr.	Columbus, Ga. / Carver Montgomery (Ball State)
31	Thierno Sylla	F	6-11	216	So.	Conakry, Guinea / Royal Crown Academic School
21	C.J. Walker	F	6-8	215	5th	Sanford, Fla. / Oak Ridge (Oregon)
20	Poohpha Warakulnukroh	G	5-11	177	R-So.	Bangkok, Thailand / Montverde Academy

BREAKDOWN BY LOCATION	
Florida	5
C.J. Walker (Sanford)	
Michael Kalina (Boca Raton)	
Tyler Hendricks (Fort Lauderdale)	
Charlie May (Boca Raton)	
Antwann Jones (Orlando)	
Omar Payne (Kissimmee)	
North Carolina	2
Shemarri Allen (Arden)	
Comeh Emuobor (Raleigh)	
Georgia	1
Jaylin Sellers (Columbus)	
Maryland	1
Darius Johnson (Boyd's)	
Massachusetts	1
DeMarr Langford Jr. (Worcester)	
Virginia	1
Marchelus Avery (Richmond)	
International Knights	
Germany	1
Nils Machowski (Berlin)	
Guinea	1
Thierno Sylla (Conakry)	
Lithuania	1
Mintautas Mockus (Klaipeda)	
Senegal	1
Ibrahima Diallo (Saly)	
Thailand	1
Poohpha Warakulnukroh (Bangkok)	

COACHING STAFF

Head Coach: Johnny Dawkins (Duke, 1986) - Eighth Season
Assistant Coach: Kevin Norris (Miami, 1998) - Eighth Season
Assistant Coach: Robbie Laing (Troy, 1982) - Eighth Season
Assistant Coach: Mamadou N'Diaye (Auburn, 2000) - Third Season
Assistant Coach/Recruiting Coordinator: Tyson Waterman (Winthrop, 2000) - First Season
Assistant Coach: Ben Witherspoon (Embry-Riddle, 2006) - Second Season
Director of Player Development: Kelvin Johnson (Richmond, 1985) - Seventh Season
Director of Operations: Jaycob Ammerman (Flagler, 2013) - Eighth Season
Assistant Director of Operations: Morgan Leonard (UCF, 2018) - Fifth Season
Athletic Trainer: Raymond Chiu (Texas, 2015) - Fifth Season
Head Strength Coach: Charles Stephenson (Virginia, 1989) - Third Season
Assoc. Director of Equipment: John Whitford (Manchester, 1995) - 21st Season


PRONUNCIATION GUIDE				
#	Player Name	First Name	Last Name	Notes
4	Comeh Emuobor	Comb-AY	Eh-mo-bor	--
5	Omar Payne	--	Pain	--
10	Mintautas Mockus	Min-toe-tuss	Motz-kuss	--
11	Ibrahima Diallo	EE-bruh-heem-uh	--	--
13	Marchelus Avery	Mar-chell-us	--	--
14	Michael Kalina	--	Kuh-leen-uh	--
20	Poohpha Warakulnukroh	Pooh-pa	War-uh-COOL-nuh-crow	--
22	Nils Machowski	Kneels	Mah-hov-ski	--
31	Thierno Sylla	Tee-air-no	Sill-uh	--
AC	Robbie Laing	--	Lang	Hard A
AC	Mamadou N'Diaye	Mom-uh-doo	N-jai	Rhymes with try and dry
DOBO	Jaycob Ammerman	Jacob	Am-err-man	Like hammer, but without "H"
AT	Raymond Chiu	--	Chew	--

BREAKDOWN BY HEIGHT	
Ibrahima Diallo	7'0"
Thierno Sylla	6'11"
Omar Payne	6'10"
C.J. Walker	6'8"
Marchelus Avery	6'7"
Mintautas Mockus	6'7"
Tyler Hendricks	6'6"
Antwann Jones	6'6"
Comeh Emuobor	6'5"
DeMarr Langford Jr.	6'5"
Charlie May	6'5"
Shemarri Allen	6'4"
Jaylin Sellers	6'4"
Nils Machowski	6'3"
Darius Johnson	6'1"
Michael Kalina	6'1"
Poohpha Warakulnukroh	5'11"

TV ROSTER



#0 - Charlie May
G • R-Fr. • 6-5
Boca Raton, Fla.



#1 - Antwann Jones
G • 5th • 6-6
Orlando, Fla.



#2 - Shemarri Allen
G • 5th • 6-4
Arden, N.C.



#3 - Darius Johnson
G • Jr. • 6-1
Boysds, Md.



#4 - Comeh Emuobor
G • Fr. • 6-5
Raleigh, N.C.



#5 - Omar Payne
F • 5th • 6-10
Kissimmee, Fla.



#10 - Mintautas Mockus
G/F • Fr. • 6-7
Klaipeda, Lithuania



#11 - Ibrahima Diallo
F • 5th • 7-0
Saly, Senegal



#12 - DeMarr Langford Jr.
G • Sr. • 6-5
Worcester, Mass.



#13 - Marchelus Avery
F • Sr. • 6-7
Richmond, Va.



#14 - Michael Kalina
G • R-Fr. • 6-1
Boca Raton, Fla.



#15 - Tyler Hendricks
G • R-Fr. • 6-6
Fort Lauderdale, Fla.



#20 - Poohpha Warakulnukroh
G • R-So. • 5-11
Bangkok, Thailand



#21 - C.J. Walker
F • 5th. • 6-8
Sanford, Fla.



#22 - Nils Machowski
G • Fr. • 6-3
Berlin, Germany



#24 - Jaylin Sellers
G • Jr. • 6-4
Columbus, Ga.



#31 - Thierno Sylla
F • So. • 6-11
Conakry, Guinea

Coaching Staff



Johnny Dawkins
Head Coach
Eighth Season



Kevin Norris
Assistant Coach
Eighth Season



Robbie Laing
Assistant Coach
Eighth Season



Mamadou N'Diaye
Assistant Coach
Third Season



Tyson Waterman
Assistant Coach/
Recruiting Coordinator
First Season



Ben Witherspoon
Assistant Coach
Second Season