



KNIGHTS

MEN'S BASKETBALL



GAME 10 | MONDAY, DECEMBER 18, 2023 | 7 P.M.

6-3 OVERALL	0-0 BIG 12	80 NET RANKING	UCF	vs.	MAINE	8-4 OVERALL	0-0 AMERICA EAST	180 NET RANKING
Johnny Dawkins HEAD COACH / DUKE, 1986	137-90 AT UCF, 8TH SEASON	293-205 OVERALL, 16TH SEASON				Chris Markwood HEAD COACH / MAINE, 2005	21-21 AT MAINE, 2ND SEASON	21-21 OVERALL, 2ND SEASON
UCF KNIGHTS ESPN BPI - 58 KenPom - 76			Orlando, Fla. Addition Financial Arena (10,000)			MAINE BLACK BEARS ESPN BPI - 170 KenPom - 214		

SCHEDULE & RESULTS

Overall Record: 6-3

Big 12 Conference: 0-0 | Non-Conference: 6-3

Home: 4-2 | Away: 0-1 | Neutral: 2-0

Nov. 6	FIU	ESPN+	W, 85-62
Nov. 10	at #13/13 Miami	ACCNX	L, 88-72
Nov. 16	Cal St. Fullerton	ESPN+	W, 72-44
Nov. 19	vs. South Dakota State*	PassThaBall Live	W, 83-80
Nov. 20	vs. Charlotte*	PassThaBall Live	W, 74-71 (OT)
Nov. 26	Stetson	ESPN+	L, 85-82
Dec. 2	Lipscomb	ESPN+	W, 72-57
Dec. 6	Jacksonville	ESPN+	W, 94-52
Dec. 10	Ole Miss	ESPN+	L, 70-68
Dec. 18	Maine	ESPN+	7 p.m.
Dec. 21	Florida A&M	ESPN+	7 p.m.
Dec. 29	Bethune-Cookman	ESPN+	7 p.m.
Jan. 6	at Kansas State*	ESPN2/ESPNU	6 p.m.
Jan. 10	#2/2 Kansas*	ESPN+	7 p.m.
Jan. 13	#18/17 BYU*	ESPN+	4 p.m.
Jan. 17	at #19/22 Texas*	Longhorn Network	8 p.m.
Jan. 20	at #4/3 Houston*	ESPN+	2 p.m.
Jan. 23	West Virginia*	ESPN+	7 p.m.
Jan. 27	at Cincinnati*	ESPN+	7 p.m.
Jan. 31	#6/6 Baylor*	ESPN+	7 p.m.
Feb. 3	#11/12 Oklahoma*	ESPN+	4 p.m.
Feb. 10	at Texas Tech*	ESPN+	4 p.m.
Feb. 13	at #18/17 BYU*	ESPN+	9 p.m.
Feb. 17	Cincinnati*	ESPN+	4 p.m.
Feb. 20	at West Virginia*	ESPN2/ESPNU	7 p.m.
Feb. 24	Texas Tech*	ESPN+	4 p.m.
Feb. 28	at Oklahoma State*	ESPN+	8 p.m.
Mar. 2	Iowa State*	ESPN+	4 p.m.
Mar. 6	#4/3 Houston*	ESPN+	7 p.m.
Mar. 9	at TCU*	ESPN+	5 p.m.
Mar. 12-16	2024 Phillips 66 Big 12 Men's Basketball Championship		

* - Jacksonville Classic - hosted in St. Augustine, Fla.

* - Big 12 Conference contest

Home games are in **bold**

Rankings listed are AP/Coaches polls

All times Eastern

SOCIAL KNIGHTS

Twitter/X	@UCF_MBB
Instagram	@UCF.MBB
Facebook	/UCFMensBasketball
UCF Athletics (Twitter/X)	@UCFKnights
Hashtags	#ChargeOn
Website	www.ucfknight.com

BROADCAST INFORMATION

Media	Channel	PxP	Analyst
TV	BIG 12 NOW ESPN+	Austin Lyon	Mike O'Donnell
Radio	FM 96.9 The Game	Marc Daniels	Taylor Young

SERIES AT A GLANCE

Overall	UCF leads 4-1
In Orlando	3-0
Last Meeting	Nov. 30, 2002: UCF won 72-55

UCFACTS - KNIGHT NOTES

GO DJ, THAT'S OUR DJ

- Darius Johnson has been on a roll as of late, scoring a career-high 25 points on 11/20/23 against Charlotte and then matching that point total four games later against Ole Miss on 12/10/23. Johnson has averaged 18.0 points per game over the last five games. In total, he has tallied double-digit points in seven of UCF's nine games thus far.
- the junior guard is currently ranked 39th in the nation in steals per game, averaging 2.22 steals a contest.
- Johnson tallied his 200th career assist at Miami, passing the ball to Nils Machowski for a three-pointer. Johnson recorded 106 of his now 227 assists last season in 25 games played, a 4.24 assist per game mark in 2022-23.
- Johnson is 41 assists away from a tie of 10th place on UCF's career assists leaderboard, a spot currently held by Daiquan Walker (2012-16) who recorded 268. The all-time assists leader at UCF is Sinua Phillips (1990-94) who tallied 531.

SYLLA SWISHING

- Sophomore forward Thierno Sylla had a breakout game against Jacksonville on 12/6, scoring 20 points and hauling in 11 rebounds and added two blocked shots and an assist. The points, rebounds, field goals made (seven) and attempted (11), as well as free throws made (four) and attempted (five) were all career highs.






JAYLIN'S HOT START

- Jaylin Sellers has been one of the nation's most prolific scorers to begin the 2023-24 campaign. He is averaging 19.6 points per game which is the 34th-highest mark in the nation and first in the Big 12.
- Sellers scored 15 points or more in UCF's first eight games before scoring 11 against Ole Miss. The last UCF newcomer to score double digits in their first nine games was Aubrey Dawkins, who helped lead the Knights to an NCAA Tournament appearance in 2018-19. Dawkins went on to score 10 or more points in 18 consecutive contests to begin his redshirt junior campaign and tallied 20 or more points on four occasions during the streak.
- Sellers had a career-high 34-point outing against Stetson on Nov. 26. It was the first 30-point outing of his career and the fourth 20+ point performance of the season, bringing his career tally to 10. He registered six 20-point outings in 62 career games with Ball State and has four in just eight contests with the Black and Gold.
- The 34 points scored against Stetson were the most by a Knight since Brandon Mahan filled up the basket with 32 points against No. 15 Florida State on Dec. 19, 2020. Since then, only C.J. Kelly (Jan. 4, 2023 at ECU) and Ithiel Horton (Jan. 11, 2023 vs. Memphis) had reached the 30-point threshold, accomplishing exactly 30 one time each last season.
- Sellers' efforts against Charlotte and Stetson earned him a nod as the Big 12 Conference's Co-Newcomer of the Week. He averaged 26.5 points, pulling in 7.0 rebounds and shooting 59.4% from the field and 46.2% from the three-point arc.
- Sellers scored 23 points in his Knights debut in the season opener. He followed that up with a 22-point, 11-rebound double-double at Miami. His first two games as a Knight were eerily similar to that of UCF's 2023 NBA Draft first-round pick Taylor Hendricks, who scored 23 points in the 2022-23 opener and had a 16-point, 12-rebound double-double in his second game.

BIG 12 BLOCK PARTY!

- As a team, UCF is approaching a top-10 national ranking in blocks per game, currently sitting 15th with 5.7 per game.
- According to KenPom, the Knights rank seventh in the nation in block percentage, which is the amount of blocked shots divided by the amount of two-point attempts an opponent takes.
- Ibrahima Diallo is currently averaging 2.33 blocks per game which stands as the top mark in the Big 12 and 18th nationally.
- Diallo swatted aside five shots against Cal St. Fullerton, leading the Knights. He also led UCF in rebounds with eight in that contest, adding eight points and a steal in the process. Diallo has led the Knights in blocks in seven of nine games so far this season and has three or more blocks in four contests.

LAST GAME'S STARTING FIVE

	GP-GS	Pts.	Reb.	Ast.	FG%	3P%	FT%
 3 Darius Johnson	9-9	14.7	3.4	3.6	.409	.318	.757
 24 Jaylin Sellers	9-9	19.6	5.0	1.3	.469	.259	.784
 2 Shenarri Allen	9-8	7.1	3.3	2.2	.397	.167	.600
 31 Thierno Sylla	9-6	6.1	5.1	0.7	.370	.286	.583
 5 Omar Payne	9-9	5.2	4.3	0.6	.696	1.000	.778



UCF, NOT CENTRAL FLORIDA

A warm Sunshine State hello to all our new conference-mates in the Big 12 and to others we may not have crossed paths with before. The 2023-24 season is our first in our new conference, and we'd like to make sure we are referred to correctly on all accounts.

Please refer to the University of Central Florida as UCF, not Central Florida, on all references. Also, it is not "Golden Knights," instead, we are simply known as the "Knights."

TEAM COMPARISON

Big 12	Nat'l	Value	Stat Category	Value	Nat'l	AE
10	118	78.0	Points per Game	70.4	272	8
13	109	67.7	Scoring Defense	63.2	24	1
10	81	+10.3	Scoring Margin	+7.2	129	3
13	239	43.5	Field Goal %	47.1	91	3
5	47	39.6	Opponent Field Goal %	41.9	147	7
13	244	31.9	3-Point %	31.1	264	8
9	182	7.4	3-Point Makes per Game	5.8	307	8
14	258	34.4	Opponent 3-Point %	29.6	56	4
12	261	68.1	Free Throw %	73.4	86	2
10	60	+6.4	Rebound Margin	-2.1	271	6
13	269	12.0	Assists per Game	13.0	213	6
12	219	12.9	Turnovers per Game	11.1	77	3
4	19	16.56	Turnovers Forced per Game	14.00	91	1
14	275	0.93	Assist-to-Turnover Ratio	1.17	142	5
4	21	9.7	Steals per Game	9.0	42	1
1	15	5.7	Blocks per Game	2.8	267	7

bold & italic indicates top 50 national ranking - updated to include all games through Fri., Dec. 15

RECORD BY STARTING LINEUP

GUARD	GUARD	GUARD/FWD	FORWARD	FORWARD	RECORD/PPG
Johnson	Sellers	Allen	Langford Jr.	Payne	2-1 / 76.3
Johnson	Sellers	Allen	Sylla	Payne	3-2 / 80.2
Johnson	Sellers	Avery	Sylla	Payne	1-0 / 72.0

PPG represents points scored by UCF in games with starting lineup, not the starters' combined stats

CONSECUTIVE STARTS

Player	Active UCF Streak	Longest UCF Streak	Longest Career Streak
Darius Johnson	24	24	24*
Omar Payne	9	9	9*
Jaylin Sellers	9	9	39*
Thierno Sylla	6	6	6*
Shemarri Allen	2	6	25
C.J. Walker	0	13	13
DeMarr Langford Jr.	0	3	25
Marchelus Avery	0	1	5
Ibrahima Diallo	0	0	39
Antwann Jones	0	0	2

*indicates active longest career streak

SERIES INFORMATION

Total Meetings	5
Series	UCF leads 4-1
in Orlando / Maine / Neutral	3-0 / 0-1 / 1-0
Last Meeting	Nov. 30, 2002; UCF wins 72-55 in New Orleans
Last UCF Win	Nov. 30, 2002; 72-55
Last Home Win	Dec. 30, 1992; 78-67
Last Road Win	N/A
Last Neutral Win	Nov. 30, 2002; 72-55
Last Loss	Dec. 30, 1993; 101-97 in Maine
Last Home Loss	N/A
Last Road Loss	Dec. 30, 1993; 101-97
Last Neutral Loss	N/A
Largest Margin of Victory	17; Nov. 30, 2002; 72-55
Largest Margin of Defeat	4; Dec. 30, 1993; 101-97
Streak	UCF, W1

Date	Previous Meetings		Result
	H/A/N	W/L	
Nov. 30, 2002	N	W	72-55
Dec. 30, 1993	A	L	101-97
Dec. 30, 1992	H	W	78-67
Nov. 24, 1990	H	W	86-79
Dec. 30, 1974	H	W	69-57

UCFACTS - KNIGHT NOTES (CONT.)

GIMME THAT!

- UCF is currently averaging 16.56 forced turnovers per game, a mark that is ranked 21st in the nation and fourth in the Big 12. The Knights also rank in the top 50 in steals and blocks per game, sitting 15th in blocks per game with a 5.7 average and 21st in steals per game with a mark of 9.7.
- The Knights defense impressed on opening night, generating 24 turnovers and 16 steals. The turnovers were the most since forcing 24 turnovers at Memphis on Feb. 16, 2023. The 16 steals marked the first time the Knights recorded 16 steals since facing Cincinnati on Feb. 19, 2020. UCF added 18 forced turnovers and 11 steals at then-No. 13 Miami on Nov. 10, 2023.
- UCF has forced double-digit turnovers in each of its eight games thus far and have forced 15 or more in seven games.

ANTWANN'S DEBUT

- Fifth year transfer guard Antwann Jones made his UCF debut in the team's contest against Ole Miss on 12/10/23, playing in nearly 16 minutes, scoring three points while tallying four rebounds and three assists. The three assists were tied for the team lead on the evening.
- Jones was previously with Louisiana (2021-22), Creighton (2020-21) and Memphis (2018-19).

BUCKETS IN BUNCHES

- UCF's streak of eight consecutive games of scoring 72 or more points in each contest to start a season was snapped after scoring 68 against Ole Miss. The Knights averaged 79.2 points per game over the streak to start the 2023-24 campaign, which averaged 7.7 points per contest better than the 71.5 posted last season.
- The last time a UCF team began the first eight games of a season with 72 or more points scored in each game was during the 1979-80 season, a year in which the Knights went 24-4 and made a run to the Division II NCAA Tournament Sweet 16. That team pieced together 17 straight 72+ point outings to begin the year and averaged 101.2 points per game on the run.
- The 72+ point streak was the longest under Dawkins, besting a previous run of five in a row in the 2019-20 season.

DEFENDING DECEMBER

- UCF is 35-12 in the month of December under Johnny Dawkins, never losing more than two games in any December while he has been at the helm. Two of Dawkins' five victories over top-25 teams at UCF have come in the month of December.
- The Black and Gold are 26-4 at home in December during Dawkins' tenure.
- The Knights have averaged 71.7 points per game in December under Dawkins while holding foes to just 61.8 points per game, a near double-digit margin of 9.9 points per contest.

PROTECTING HOME COURT

- UCF has made a habit of protecting Addition Financial Arena under head coach Johnny Dawkins, going 86-29 at home.
- Dawkins has won seven of eight season-opening contests, stringing together six consecutive to begin his Knights career. UCF is now 7-1 in home openers under Dawkins after the FIU win this year.
- The Knights are 12-2 in home-openers played inside Addition Financial Arena and 25-12 in home-openers in the DI era.
- The 23-point victory over FIU was the second-highest margin of victory in an opening night win, just one point shy of the Knights' 80-56 win over Nicholls in 2016. UCF also boasts 42 and 28 point wins at home this year, beating Jacksonville and Cal St. Fullerton.

STAYING IN THE SUNSHINE STATE

- For the first time in program history, the Knights won't leave the state of Florida during their non-conference schedule.
- UCF left home just twice in the 2023-24 non-conference slate, visiting No. 13 Miami on Nov. 10 and taking part in the Jacksonville Classic in St. Augustine, Florida, where it faced South Dakota State and Charlotte.
- The Knights have a total of nine home contests in the non-conference schedule, hosting five teams from in-state.

BEATING FLORIDA FOES

- UCF has found success against in-state opponents under head coach Johnny Dawkins, going 24-10 against teams from Florida since his arrival. The Knights finished 3-3 against Florida foes last season with wins over Florida, Florida State and Stetson. UCF is 2-2 against Sunshine State opponents this year, beating FIU and Jacksonville.
- The Knights opened the season with back-to-back in-state opponents, hosting FIU and winning 85-62 and traveling to No. 13 Miami with an 88-72 final in favor of the Hurricanes. In total, UCF will face six teams from the state of Florida this season.
- The Black and Gold have already beat Florida, Florida State, Miami, Stetson, South Florida, Jacksonville and Bethune-Cookman under Johnny Dawkins' remarkable run through the state. FIU was added to that list this season.

JACKSONVILLE CLASSIC CHAMPS!

- UCF earned a pair of hard-fought victories at the Jacksonville Classic hosted in St. Augustine, Fla., fending off a late South Dakota State rally to win 83-80 and then overcoming a deficit of eight in the second half and erasing a six-point deficit with just 1:14 remaining in overtime to power to a 74-71 victory over Charlotte. Darius Johnson was named tournament MVP.
- The trip was the Knights' last road trip in non-conference play, as they won't hit the road until their Big 12 Conference opener at Kansas State on Jan. 6.
- The Knights have earned three non-conference tournament titles under head coach Johnny Dawkins. Last season, UCF won the Baha Mar Hoops Bahamas Championship with a 60-56 overtime victory over Oklahoma State and a 57-50 win over Santa Clara. The Knights were winners of the Myrtle Beach Invitational during the 2018-19 campaign, beating Cal St. Fullerton, Saint Joseph's and Western Kentucky.
- The Jacksonville Classic was hosted by Flagler, whose court is dubbed Clark Family Court after former UCF great Bo Clark who played with the Knights from 1975-80. He came to talk with the team prior to the tournament's start and attended both games. Clark still leads the Black and Gold in all-time points, scoring average, field goals made and attempted and free throws made and is eighth in assists and 10th in steals. His number, 23, is retired high above Addition Financial Arena. UCF was a part of NCAA Division II during Clark's playing days.

AVERY'S TRANSFER WAIVER APPROVED

- Marchelus Avery, who arrived at UCF over the offseason from New Mexico State, had his NCAA transfer waiver approved on Nov. 15, making him eligible to play in the team's Nov. 16 contest against Cal St. Fullerton.
- After sitting out for the team's first two games, Avery made an instant impact, scoring nine points and collecting four rebounds and an assist in 14 minutes on the floor. He followed up his debut with 22 points and a career-high four three-point makes against South Dakota St. on Nov. 19.

RANKED MATCHUPS ON TAP

- As of the Week 6 AP and Coaches Polls, UCF is set to face seven ranked teams during the 2023-24 season, with three of them in the top 10. The Knights already faced Miami when they were No. 13 in the nation and are set to face No. 2 Kansas, No. 4 Houston, No. 6 Baylor, No. 11 Oklahoma, No. 18 BYU and No. 19 Texas. Of the ranked opponents, UCF will face Houston and BYU twice, while all other matchups occur just once.
- As it stands now, the Knights will have a total of nine matchups against foes in the top 25 this season. That would tie the program record for most contests against ranked teams in a single season, matching the 2013-14 campaign. Other years

QUICK FACTS

UCF INFORMATION

Location	Orlando, Fla.
Founded	1963
Enrollment	68,442
Nickname	Knights
Colors	Black and Gold
Conference	Big 12 Conference
University President	Alexander Cartwright
Director of Athletics	Terry Mohajir
Athletics Phone	(407) 823-2261
Ticket Office Phone	(407) 823-1000

ADDITION FINANCIAL ARENA

Capacity	10,000
Year Opened	Fall 2007
Press Row Phone	(954) 531-4322

BASKETBALL HISTORY

First Year of Basketball	1969-70 (55th season)
First Year in Division I	1984-85 (40th season)
First Year in Big 12	2023-24 (1st season)
All-Time Record	833-678/886-678*
NCAA Tournaments/Last	Five/2019

* 2008-09 (17-14), 2009-10 (15-17), 2010-11 (21-12) victories vacated due to NCAA sanctions

2023-24 TEAM INFORMATION

2022-23 Record	19-15
Conference Record/Finish	8-10/7th
Home Record	11-6
Road Record	5-7
Neutral Record	3-2
Conference Tournament	Quarterfinals
Postseason	NIT Second Round
Starters Returning/Lost	1/4
Total Returning/Lost	7/9
Newcomers	10

STRATEGIC COMMUNICATIONS

Primary Contact	Ken Landis
Cell Phone	(954) 531-4322
Email	klandis@athletics.ucf.edu
Secondary Contact	Ryan Ladika
Email	rladika@athletics.ucf.edu
Mailing Address	Roth Athletics Center 4192 North Orion Blvd. Orlando, FL 32816 www.UCFKnights.com
Website	@UCF_MBB
Twitter	UCF.MBB
Instagram	/UCFMensBasketball
Facebook	

CONFERENCE AFFILIATION HISTORY

	Independent 1984-90		Atlantic Sun 1993-05
	American South 1990-91		Conference USA 2005-13
	Sun Belt 1991-92		American Athletic 2013-23
	Independent 1992-93		Big 12 2023-present

UCFACTS - KNIGHT NOTES (CONT.)

with a high number of ranked foes include seven in 2017-18 and five in the 2018-19 season.

- The Knights faced Ole Miss while they were receiving votes, and are now ranked No. 25 in the Coaches Poll. Iowa State and TCU are receiving votes in both the AP and Coaches polls; Kansas State is listed in only the AP poll while Cincinnati is receiving votes in just the Coaches Poll.
- The Big 12 Conference leads the country with six teams ranked in the latest AP Poll.
- Twenty percent of the AP Poll's Preseason Top 25 was on the Knights' schedule heading into 2023-24 as five opponents were featured in the preseason rankings while an additional two were receiving votes. UCF's opposition began the year in the AP poll as follows: No. 1 Kansas, No. 7 Houston, No. 13 Miami, No. 18 Texas and No. 20 Baylor. TCU and Kansas State began the year receiving votes. Additionally, Iowa State received votes in the Coaches Poll.
- UCF is in search of its first ranked win since Jan. 19, 2020 when the Knights visited No. 15 Florida State and came away with a 86-74 victory. The Black and Gold have been edged in seven straight meetings with ranked foes.

NEW KIDS ON THE BLOCK MAKE AN IMMEDIATE IMPACT OPENING NIGHT

- Ten of the 13 Knights who saw minutes against FIU were making their debuts for UCF. The newcomers combined for 61 points, 12 assists, and 31 rebounds. Of the 10 who made their Knight debuts, eight were not on the roster last season while the other two redshirted with the Black and Gold last season.
- UCF was one of just 16 teams in NCAA Division I with a completely different starting five in the 2023-24 season opener when compared to the 2022-23 starting five. Darius Johnson was the lone returner from the previous year to be in the starting lineup in 2023-24, but he missed the 2022-23 opener with an injury.

NEW KNIGHTS

- UCF has 10 newcomers on this year's roster. Of the newcomers, four are fifth-year players, two are seniors, one is a junior and three are freshmen. UCF's newcomers for the 2023-24 season that played collegiately during 2022-23 combined for 56.5 points per game last year.
- According to KenPom, UCF is bottom 35 in continuity ranking, ranked No. 334. However, UCF is in the top 45% of teams in KenPom's experience category, sitting at No. 160.
- Shemarri Allen, a transfer from UMKC, was named to the All-Summit League Second Team and All-Defensive Team last season, all while scoring 17 points per game. Jaylin Sellers was named All-MAC Third Team at Ball State last year, scoring 13.5 points per game and shooting 45% from three-point land.
- Freshmen Mintautas Mockus and Nils Machowski come to UCF after playing basketball in Lithuania and Germany, respectively, while rookie Comeh Emuobor was a consensus top 200 recruit entering the college scene.
- Other transfers rostered are Omar Payne (transferred in from Jacksonville), Ibrahima Diallo (San Jose State), DeMarr Langford Jr. (Boston College), Marchelus Avery (New Mexico State) and Antwann Jones, who was inactive last season but was on Louisiana's roster in 2021-22.

TALL GUYS

- UCF ranks as the 86th tallest team in the country when counting players that have played in a game, according to KenPom.com and is ranked 35th in effective height and 21st at the center position. "Effective height" according to KenPom is the average of the center and power forward position.
- All of UCF's forwards are 6'7" or taller and three of them are 6'10" or higher (Ibrahima Diallo, 7'0"; Thierno Sylla, 6'11"; Omar Payne, 6'10").

KNIGHTS WORLDWIDE

- UCF is one of 13 teams in NCAA Division I that has six or more countries represented on the 2023-24 roster.
- Outside of the 12 players on the roster from the U.S., the UCF have a player from Lithuania, Senegal, Thailand, Germany and Guinea. Overall, four continents are represented on this year's squad (North America, 12; Africa, 2; Europe, 2; Asia, 1)
- Arizona, Hawaii and Portland lead the nation with the most diverse rosters, having eight countries represented. UCLA and Sacramento State have seven while UCF, Oregon State, Georgia Tech, Stetson, Albilene Christian, Utah, Southern Miss and Campbell each have six.
- Of the eight teams with six or more countries represented, the country most represented on a single team outside the United States was Australia, which had four players represented on Sacramento State.

COACH DAWKINS - ONE OF ONE

- UCF's Johnny Dawkins is the only Big 12 Conference head coach to play in the NBA and be a first round draft pick. BYU's Mark Pope joins Dawkins as the only other Big 12 head coach to play in the league.
- Dawkins was honored as the Naismith College Player of the Year in 1986 and is the only current head coach in NCAA Division I who has won the award. There are two former winners of the honor that served as head coaches as Patrick Ewing (1985 winner) was the Georgetown head coach from 2017-2023 while Danny Manning (1988 winner) was the head coach at Tulsa from 2012-14 and Wake Forest from 2014-20 and is now an associate head coach at Louisville.
- Dawkins is one of 13 coaches in the Power 5 and Big East who played in the NBA and is one of just five coaches who averaged double-digit points while in The Association. Dawkins averaged 11.1 points per game in nine seasons.

DOMINANT DEFENSE

- UCF teams under Dawkins have traditionally been outstanding defensively, finishing ranked in the top 50 nationally in scoring defense in four of his seven seasons, including two top 10 finishes.
- Last season, UCF was ranked top 50 in multiple defensive categories, ranking 29th in opponent three-point percentage (30.7%), 38th in turnovers forced per game (14.82) and 47th in scoring defense (65.5).
- The Knights held opponents to 60 points or less in five straight contests at one point during the 2022-23 season. It was a historic streak, marking the first time in Dawkins' 15-year coaching career that any of his teams had accomplished the feat. Prior to the Black and Gold's historic streak, the last time UCF had accomplished the feat of holding teams to less than 60 points in five straight games was during 2003-04, which was part of a 14-game winning streak that helped fuel an NCAA Tournament run.

A SUMMER TO REMEMBER

- There were many memorable moments for UCF over the summer. The program had its first lottery pick at the NBA Draft, officially moved to the Big 12 Conference, took a 10-day trip to Italy and saw head coach Johnny Dawkins enshrined in the National Collegiate Basketball Hall of Fame.
- **June 22** - Taylor Hendricks became UCF's first lottery pick and first rounder, going ninth overall to the Utah Jazz in the 2023 NBA Draft. He became the Knights' fifth former student-athlete to play in the NBA when he participated in Utah's season opener against Sacramento. Hendricks was also UCF's first one-and-done.
- **July 1** - UCF officially became a part of the Big 12 after spending 10 seasons in the American Athletic Conference. Before that, the Knights were a part of Conference USA (2005-13), Atlantic Sun (1993-05), Sun Belt (1991-92) and American South (1990-91) in their Division I era. UCF won all four of its conference titles in the Atlantic Sun. A full breakdown of UCF's conference affiliation can be found on page three.
- **Aug. 6-16** - UCF took a tour of Italy, playing four games over the course of the 10-day trip and winning all four, giving a

BIG 12 CONFERENCE



Standings School	Big 12		Overall					Streak
	W-L	Pct.	W-L	Pct.	H	A	N	
Houston	0-0	.000	10-0	1.000	6-0	1-0	3-0	W10
Baylor	0-0	.000	9-0	1.000	6-0	0-0	3-0	W9
Oklahoma	0-0	.000	9-0	1.000	6-0	0-0	3-0	W9
BYU	0-0	.000	9-1	.900	6-0	0-1	2-0	W1
Kansas	0-0	.000	9-1	.900	6-0	0-0	3-1	W5
Cincinnati	0-0	.000	8-1	.889	7-0	1-1	0-0	W1
TCU	0-0	.000	7-1	.875	6-0	1-0	0-1	L1
Iowa State	0-0	.000	8-2	.800	6-0	1-0	1-2	W3
Kansas State	0-0	.000	8-2	.800	6-0	1-0	1-2	W5
Texas	0-0	.000	7-2	.778	6-0	0-1	1-1	W1
Texas Tech	0-0	.000	7-2	.778	5-0	0-1	2-1	L1
UCF	0-0	.000	6-3	.667	4-2	0-1	2-0	L1
Oklahoma State	0-0	.000	4-5	.444	3-2	0-1	1-2	W1
West Virginia	0-0	.000	4-5	.444	4-3	0-0	0-2	W1

Standings updated with completed games through Fri., Dec. 15

Preseason Coaches Poll

1. Kansas (12).....	168
2. Houston (2).....	153
3. Texas.....	143
4. Baylor.....	137
5. TCU.....	113
6. Kansas State.....	106
7. Iowa State.....	95
8. Texas Tech.....	80
9. West Virginia.....	70
10. Oklahoma State.....	57
11. Cincinnati.....	55
12. Oklahoma.....	54
13. BYU.....	29
14. UCF.....	14

Preseason Player of the Year

Hunter Dickinson, C, Sr., Kansas

Honorable Mention

Jalen Bridges, Baylor
 RayJ Dennis, Baylor
 Ja'Kobe Walter, Baylor
 Jamal Shead, Houston
 Kevin McCullar Jr., Kansas
 Arthur Kaluma, Kansas State
 Tylor Perry, Kansas State
 Dylan Disu, Texas
 Tyrese Hunter, Texas
 Dillon Mitchell, Texas
 Jesse Edwards, West Virginia

listed alphabetically by school

Preseason Newcomer of the Year

Hunter Dickinson, C, Sr., Kansas

Preseason Freshman of the Year

Ja'Kobe Walter, F, Baylor

Preseason All-Big 12 Team

L.J. Cryer, G, Sr., Houston
 Hunter Dickinson, C, Sr., Kansas
 Dejuan Harris Jr., G, Kansas
 Emanuel Miller, F, Sr., TCU
 Max Abmams, G, Gr., Texas

Weekly Honors

Week Player of the Week

Week 1 Ja'Kobe Walter, Baylor, G, Fr.
 Week 2 Hunter Dickinson, Kansas, C, Sr.
 Week 3 Kevin McCullar Jr., KU, G, Gr.

Newcomer of the Week

Hunter Dickinson, Kansas, C, Sr.
 Hunter Dickinson, Kansas, C, Sr.
Jaylin Sellers, UCF, G, Jr.
 RayJ Dennis, Baylor, G, Sr.
 Chance McMillian, Texas Tech, G, Sr.
 Keshon Gilbert, Iowa State, G, Jr.

Week 4 Emanuel Miller, TCU, F, Sr.
 Week 5 Arthur Kaluma, Kansas State, F, Jr.
 Week 6
 Week 7
 Week 8
 Week 9
 Week 10
 Week 11
 Week 12
 Week 13
 Week 14
 Week 15
 Week 16
 Week 17

UCFACTS - KNIGHT NOTES (CONT.)

squad with 10 newcomers and 17 total student-athletes time to gel on and off the court.

• **Aug. 30** - UCF head coach Johnny Dawkins is enshrined in the National Collegiate Basketball Hall of Fame for his days as a player at Duke. He was inducted alongside his legendary coach, Mike Krzyzewski. Dawkins played for the Blue Devils from 1982-83 through 1985-86, earning consensus All-America honors twice and was named the 1986 Naismith National Player of the Year and was named All-American as a freshman in 1983. Dawkins later went on to coach with "Coach K" for 10 seasons, winning a national championship in the process.

BRACKETOLOGY

• The Knights schedule featured nine teams that made the 2022-23 NCAA Tournament with seven of the nine winning at least one tournament game. They are Miami (Final Four), Kansas State (Elite Eight), Texas (Elite Eight), Houston (Sweet 16), Kansas (Second Rd.), Baylor (Second Rd.), TCU (Second Rd.), West Virginia (First Rd.) and Iowa State (First Rd.).
 • According to ESPN's Joe Lunardi's offseason 2024 NCAA Tournament Bracketology (published Oct. 10), 10 teams on UCF's schedule are projected to make The Big Dance. They are Kansas (top overall seed), Houston (2-seed), Texas (3-seed), Baylor (5-seed), TCU (7-seed), Miami (8-seed), Iowa State (9-seed), West Virginia (9-seed), Kansas State (11-seed, last four bye), Texas Tech (11-seed, last team in) and South Dakota State (16-seed).

LEAGUED HIM!

• Taylor Hendricks became UCF's first lottery pick and first round selection, getting drafted by the Utah Jazz with the ninth pick in the 2023 NBA Draft.
 • Hendricks became the third Knight selected in the NBA Draft and second in the modern era, joining Jermaine Taylor (2009, Round 2, Pick 32) and Bennie Shaw (1976, Round 9, Pick 146). Hendricks became the fifth Knight to ever play in the NBA, joining Taylor (Houston, Sacramento), Tacko Fall (Boston, Cleveland), Mark Jones (Orlando) and Matt Williams (Miami).
 • The Big 12 Conference has 57 players on NBA rosters as of the beginning of the 2023-24 season. UCF is one of 12 teams in the conference to have at least one player represented on an NBA roster. Hendricks is joined on the Jazz by four other alumni from Big 12 institutions; Keyonte George (Baylor), Talen Horton-Tucker (Iowa State), Ochai Agbaji (Kansas) and Udoka Azubuike (Kansas).
 • While at UCF, Hendricks shattered the American Athletic Conference record for most rookie of the week honors won, tallying nine with the previous record being six. He was unanimously named to the league's all-freshman team and received a nod to the all-conference second team.
 • Hendricks led the team in scoring, averaging 15.1 points per game (515 total points) and also in rebounding, averaging 7.0 boards per contest (237 total rebounds, 80 offensive). He started all 34 of UCF's games, one of two Knights to do so on the 2022-23 roster and played 1,179 minutes, the second most in a single season in program history.
 • Hendricks was the only in the country to finish the season with 60+ three pointers, 55+ blocks and 35+ dunks.
 • When all was said and done, Hendricks had shattered UCF rookie records. He finished with the most single-season points (515), scoring average (15.1), rebounds (237), offensive rebounds (80), rebound average (7.0) field goal makes and attempts (184-for-385), free throw makes and attempts (86-for-110) and minutes (1,179), all tops of UCF's freshman leaderboards. He was second in blocks (59), fourth in steals (31) and three-point field-goals (61). He also finished 10th on UCF's all-time three-point percentage list.

DAWKINS ERA AT UCF

• Johnny Dawkins picked up career win No. 100 in the Knights' win over N.C. A&T on Dec. 11, 2022, becoming just the third coach in UCF history to reach the milestone. Dawkins is 136-90 since starting with the Knights in 2016, a win percentage of .602, the second best of any UCF coach (Torchy Clark, .754 from 1969-83).
 • He has the third-most wins of any UCF coach, trailing only Clark's 274 and Kirk Speraw's 247 from 1993-2010.
 • Dawkins is the fastest coach to earn 100 wins in program history in the Division I era, needing only 162 games to do so.
 • Dawkins had his squad off to a 4-0 start to begin the 2021-22 season, tying 2017-18 for his best start to a season at UCF.
 • Dawkins led UCF to its first NIT Final Four (2017), first at-large berth to the NCAA Tournament (2019) and first NCAA Tournament win (2019).
 • Prior to Dawkins' arrival at UCF, the program had won three games against ranked opponents from 1984-2016. Since Dawkins has taken over, the Knights have won five contests against ranked foes, bringing the program total to eight.
 • UCF had never won two games against ranked teams in a single season until the Knights did it in a span of five days, taking down No. 6 Houston and No. 19 Cincinnati late in 2018-19.

POSTSEASON PUSHES

• The Knights have made the postseason in three of Johnny Dawkins' seven years at the helm of the UCF program. It's an unprecedented stretch, the first of its kind in Knights history.
 • UCF experienced immediate postseason success by making the NIT in the first year under Dawkins' new leadership, reaching the NIT Semifinal in Madison Square Garden in 2016-17.
 • The Black and Gold returned to the NCAA Tournament for the first time since 2005 when they earned an at-large bid into the 2019 bracket as a No. 9 seed. Dawkins led the Knights to their first NCAA Tournament victory in program history, beating

NATIONALLY RANKED KNIGHTS

Jaylin Sellers

Category	Value	NCAA Rk.	Big 12 Rk.
Points per Game	19.6	34	1
Points	176	98	5
Field Goals	61	117	5
Field Goal Attempts	130	126	4
Field Goal Percentage	46.9	237	16
Free Throw Percentage	78.4	269	13
Free Throws	40	111	4
Free Throw Attempts	51	129	6
Offensive Reb. per Game	2.33	203	13
Steals per Game	1.78	141	11
Minutes per Game	32:47	169	11

Ibrahima Diallo

Category	Value	NCAA Rk.	Big 12 Rk.
Blocks	21	31	1
Blocks per Game	2.33	18	1
Rebounds per Game	6.1	333	16
Offensive Reb. per Game	2.22	243	17

Darius Johnson

Category	Value	NCAA Rk.	Big 12 Rk.
Assists per Game	3.6	220	17
Assists	32	273	15
Steals per Game	2.22	39	5
Steals	20	65	5
Free Throw Percentage	75.7	336	15
Minutes per Game	32:02	228	12

Shemarri Allen

Category	Value	NCAA Rk.	Big 12 Rk.
Steals per Game	1.44	218	16

updated to include all games through Fri., Dec. 15





POLLS & RANKINGS

AP POLL				COACHES POLL			
Week 6 - Dec. 11				Week 6 - Dec. 11			
Rk.	Team (1st Votes)	Record	Pts.	Rk.	Team (1st Votes)	Record	Pts.
1	Arizona (62)	8-0	1574	1	Arizona (28)	8-0	796
2	Kansas	9-1	1461	2	Kansas (1)	9-1	739
3	Purdue	9-1	1424	3	Houston (3)	10-0	734
4	Houston (1)	10-0	1416	4	Purdue	9-1	712
5	UConn	9-1	1344	5	UConn	9-1	675
6	Baylor	9-0	1239	6	Baylor	9-0	642
7	Marquette	8-2	1221	7	Marquette	8-2	614
8	Creighton	8-1	1073	8	Creighton	8-1	529
9	North Carolina	7-2	992	9	North Carolina	7-2	486
10	Gonzaga	7-2	860	10	Tennessee	6-3	462
11	Oklahoma	9-0	848	11	Clemson	9-0	426
12	Tennessee	6-3	835	12	Oklahoma	9-0	422
13	Clemson	9-0	746	13	Gonzaga	7-2	418
14	Kentucky	7-2	677	14	Florida Atlantic	7-2	359
15	Florida Atlantic	7-2	622	15	Kentucky	7-2	317
16	Illinois	7-2	589	16	Illinois	7-2	288
17	Colorado State	9-1	522	17	BYU	8-1	261
18	BYU	8-1	503	18	Colorado State	9-1	238
19	Texas	7-2	451	19	Duke	6-3	194
20	James Madison	9-0	441	20	James Madison	9-0	181
21	Duke	6-3	315	21	Virginia	8-1	160
22	Virginia	8-1	300	22	Texas	7-2	148
23	Wisconsin	7-3	213	23	Wisconsin	7-3	92
24	Miami (FL)	7-2	156	24	Miami (FL)	7-2	82
25	Northwestern	7-1	147	25	Ole Miss	9-0	79

RECEIVING VOTES: Colorado 116, **Ole Miss 86**, Texas A&M 58, Auburn 57, Memphis 56, Alabama 43, Utah 25, **Iowa St. 20**, Ohio St. 9, Providence 7, San Diego St. 7, **TCU 6**, Nevada 5, South Carolina 3, New Mexico 2, Washington 2, **Kansas St 1**, Grand Canyon 1, Dayton 1, Saint Joseph's 1.
* UCF opponents listed in bold italics.

RECEIVING VOTES: Northwestern 68; Texas A&M 56; Auburn 32; Colorado 31; Alabama 30; Memphis 26; **TCU 21**; **Iowa State 21**; Ohio State 18; San Diego State 10; USC 8; Princeton 8; New Mexico 5; Grand Canyon 5; Utah 3; **Cincinnati 2**; Indiana 1; Drake 1

UCFACTS - KNIGHT NOTES (CONT.)

VCU 73-58 in the first round. The Black and Gold were narrowly defeated in the next round, falling to top-seeded Duke 77-76. UCF returned to the postseason by making the NIT in 2022-23 and earning a first round victory over in-state foe Florida. The Knights were the only team to hold Florida below 50 points during 2022-23 while the 49 Gator points were the least they've scored at home since Jan. 13, 1962 when they beat Auburn 43-40. Taylor Hendricks led the way with 17 points and eight rebounds in the victory. The Knights have been to five total NCAA DI Tournaments and three NITs, totaling eight postseason appearances.

CHECK OUT THE CHECK!

UCF Athletics has renewed its contract with Nike. A new five-year deal keeps Nike as the official apparel and footwear provider of the Knights through the 2028-29 academic year. UCF will continue to work directly with Nike as the official supplier of uniforms, equipment and apparel for UCF Athletics. "As a Nike school since 2010, UCF has experienced tremendous growth with this partnership, and we will continue to innovate and enhance our brand among some of the best in the country. We look forward to our direct collaboration with our partners at Nike and their renewed commitment and belief in UCF Athletics."

LEONARD LEADING THE WAY

UCF's assistant director of operations, Morgan Leonard, is one of 37 women on a Division I men's basketball staff. She is a 2018 UCF graduate and was named a recipient of the 2023 UCF Alumni 30 Under 30 Award.

UCF WEEK-BY-WEEK

	AP	COACHES	NET	ESPN BPI	KENPOM	RECORD
Preseason	NR	NR	-	49	72	0-0
Week 2	NR	NR	-	48	73	1-1
Week 3	NR	NR	-	47	64	3-1
Week 4	NR	NR	-	59	78	4-2
Week 5	NR	NR	112	66	79	5-2
Week 6	NR	NR	83	58	75	6-3
Week 7	-	-	-	-	-	-
Week 8	-	-	-	-	-	-
Week 9	-	-	-	-	-	-
Week 10	-	-	-	-	-	-
Week 11	-	-	-	-	-	-
Week 12	-	-	-	-	-	-
Week 13	-	-	-	-	-	-
Week 14	-	-	-	-	-	-
Week 15	-	-	-	-	-	-
Week 16	-	-	-	-	-	-
Week 17	-	-	-	-	-	-
Week 18	-	-	-	-	-	-
Week 19	-	-	-	-	-	-
Final	-	-	-	-	-	-

All rankings are updated on Monday of each respective week

BIG 12 CONFERENCE TEAMS IN NATIONAL POLLS

Week	Baylor	BYU	UCF	Cincinnati	Houston	Iowa State	Kansas	Kansas State	Oklahoma	Okla. State	TCU	Texas	Texas Tech	West Virginia
Preseason	20/17	-	-	-	7/6	-/RV	1/1	RV/RV	-	-	RV/RV	18/18	-	-
Week 2	15/13	RV/RV	-	-	6/6	RV/RV	1/1	-	-	-	RV/RV	19/17	-	-
Week 3	13/12	RV/RV	-	-	6/6	RV/RV	1/1	-/RV	RV/-	-	RV/RV	15/17	-	-
Week 4	9/9	19/19	-	RV/RV	6/5	RV/RV	5/6	RV/-	25/RV	-	RV/RV	16/18	-	-
Week 5	6/6	14/113	-	RV/RV	2/3	-/RV	2/3	-	19/22	-	RV/RV	12/16	-	-
Week 6	6/6	18/17	-	-/RV	4/3	RV/RV	2/2	RV/-	11/12	-	RV/RV	19/22	-	-
Week 7	-	-	-	-	-	-	-	-	-	-	-	-	-	-
Week 8	-	-	-	-	-	-	-	-	-	-	-	-	-	-
Week 9	-	-	-	-	-	-	-	-	-	-	-	-	-	-
Week 10	-	-	-	-	-	-	-	-	-	-	-	-	-	-
Week 11	-	-	-	-	-	-	-	-	-	-	-	-	-	-
Week 12	-	-	-	-	-	-	-	-	-	-	-	-	-	-
Week 13	-	-	-	-	-	-	-	-	-	-	-	-	-	-
Week 14	-	-	-	-	-	-	-	-	-	-	-	-	-	-
Week 15	-	-	-	-	-	-	-	-	-	-	-	-	-	-
Week 16	-	-	-	-	-	-	-	-	-	-	-	-	-	-
Week 17	-	-	-	-	-	-	-	-	-	-	-	-	-	-
Week 18	-	-	-	-	-	-	-	-	-	-	-	-	-	-
Week 19	-	-	-	-	-	-	-	-	-	-	-	-	-	-
FINAL	-	-	-	-	-	-	-	-	-	-	-	-	-	-

Rankings are listed as AP/USA Today

ON THIS DAY IN UCF MBB HISTORY

DECEMBER
18

2004 - UCF 57, UMKC 56 - Kansas City, Mo.
The Knights earned a thrilling buzzer-beating victory on the road as Gary Johnson rebounded a second consecutive UCF miss with two seconds left and sunk the game winner at the horn. The win lifted the Knights to 7-1 early in the 2004-05 campaign, one that ended with an NCAA Tournament berth.

QUICK GLANCE - GAME LEADERS

Points Jaylin Sellers - 4 Darius Johnson - 3 Marchelus Avery - 1 Thierno Sylla - 1	Rebounds Ibrahima Diallo - 4 Jaylin Sellers - 4 Omar Payne - 2 Thierno Sylla - 1	Double Digit Points Jaylin Sellers - 9 Darius Johnson - 7 Marchelus Avery - 3 Shemarri Allen - 2 Nils Machowski - 1 Thierno Sylla - 1	Double Digit Rebs. Ibrahima Diallo - 1 Omar Payne - 1 Jaylin Sellers - 1 Thierno Sylla - 1
Assists Darius Johnson - 7 Shemarri Allen - 3 Jaylin Sellers - 2 Ibrahima Diallo - 1 Antwann Jones - 1 Nils Machowski - 1 Omar Payne - 1	Blocks Ibrahima Diallo - 7 Omar Payne - 2 Shemarri Allen - 1 Marchelus Avery - 1 Thierno Sylla - 1	20-Point Games Jaylin Sellers - 4 Darius Johnson - 2 Marchelus Avery - 1 Thierno Sylla - 1	Double-Doubles Ibrahima Diallo - 1 Jaylin Sellers - 1 Thierno Sylla - 1
	Steals Darius Johnson - 5 Shemarri Allen - 3 Jaylin Sellers - 2 DeMarr Langford Jr. - 1	30-Point Games Jaylin Sellers - 1	

IN UCF WINS VS. LOSSES

	IN UCF WINS	IN UCF LOSSES
Field Goal Percentage	45.0%	40.6%
Three-Point Percentage	34.7%	25.0%
Free Throw Percentage	67.2%	69.9%
Rebounds per Game	42.2	37.3
Offensive Rebounds per Game	12.3	15.7
Rebound Margin	+6.9	+5.6
Assists per Game	12.8	10.3
Turnovers per Game	11.8	15.0
Points per Game	80.0	74.0
Opponent Points per Game	61.0	81.0
Opponent Field Goal Percentage	36.0%	47.7%
Opponent Three-Point Percentage	29.3%	43.9%
Opponent Free Throw Percentage	68.2%	81.8%
Opponent Turnovers per Game	16.5	16.7

DOUBLE-DOUBLE TRACKER

Date	Opponent	Player	Pts.	Reb.	Ast.	Stl.
Nov. 10	at #13/13 Miami	Jaylin Sellers	22	11	1	2
Nov. 20	vs. Charlotte	Ibrahima Diallo	10	14	0	3
Dec. 6	Jacksonville	Thierno Sylla	20	11	1	0

2023-24 SUPERLATIVES

Largest UCF Lead
44, vs. Jacksonville (12/6/23)

Largest UCF Deficit in a Win
8, vs. Charlotte (11/20/23)

Largest UCF Halftime Lead
30, vs. Jacksonville (12/6/23)

Highest UCF First Half FG%
48.7%, vs. FIU (11/6/23)

Highest UCF Second Half FG%
61.5%, vs. South Dakota St. (11/19/23)

Most Points by UCF in First Half
48, vs. Jacksonville (12/6/23)

Fewest Points by Opponent in First Half
18, vs. Jacksonville (12/6/23)
18, vs. Cal St. Fullerton (11/16/23)

Most Points by UCF in Second Half
51, vs. South Dakota St. (11/19/23)

Fewest Points by Opponent in Second Half
26, vs. Cal St. Fullerton

Largest Halftime Deficit Erased
4, vs. Charlotte (11/20/23)

Largest Margin of Victory
42, vs. Jacksonville (12/6/23)

Biggest UCF Deficit
20, at #13/13 Miami (11/10/23)

Biggest UCF Lead in a Loss
13, vs. Stetson (11/26/23)

Biggest Halftime Deficit
14, at #13/13 Miami (11/10/23)

Lowest UCF First Half FG%
29.0%, vs. Charlotte (11/20/23)

Lowest UCF Second Half FG%
35.3%, vs. Ole Miss (12/10/23)

Fewest Points by UCF in First Half
22, vs. Charlotte (11/20/23)

Most Points by Opponent in First Half
41, at #13/13 Miami (11/10/23)

Fewest Points by UCF in Second Half
33, vs. Lipscomb (12/2/23)

Most Points by Opponent in Second Half
55, vs. Stetson (11/26/23)

Largest Halftime Lead Blown
6, vs. Stetson (11/26/23)

Largest Margin of Defeat
16, at #13/13 Miami (11/10/23)

UCFACTS - KNIGHT NOTES (CONT.)



GAME-BY-GAME LEAD/DEFICIT

Date	Opponent	Result	Largest Lead	Largest Deficit	Time Led	Time Trailed	Lead Changes
Nov. 6	FIU	W, 85-62	30 (2nd half, 16:11)	2 (1st half, 19:08)	38:25	0:22	1
Nov. 10	at #13/13 Miami	L, 88-72	Never Led	20 (2nd half, 0:54)	0:00	39:44	None
Nov. 16	Cal St. Fullerton	W, 72-44	32 (2nd half, 3:03)	5 (1st half, 16:43)	31:23	7:25	2
Nov. 19	South Dakota St.	W, 83-80	8 (2nd half, 17:06)	7 (1st half, 10:15)	28:27	8:08	5
Nov. 20	Charlotte	W, 74-71 (OT)	9 (1st half, 12:20)	8 (2nd half, 11:03)	14:22	25:40	8
Nov. 26	Stetson	L, 85-82	13 (1st half, 11:31)	6 (2nd half, 3:03)	32:41	6:21	3
Dec. 2	Lipscomb	W, 72-57	18 (2nd half, 18:54)	3 (1st half, 16:44)	34:57	3:29	3
Dec. 6	Jacksonville	W, 94-52	44 (2nd half, 1:16)	Never Trailed	38:29	0:00	None
Dec. 10	Ole Miss	L, 70-68	3 (1st half, 15:33)	9 (1st half, 0:39)	8:22	24:21	10
Dec. 18	Maine						
Dec. 21	Florida A&M						
Dec. 29	Bethune-Cookman						
Jan. 6	at Kansas State						
Jan. 10	Kansas						
Jan. 13	BYU						
Jan. 17	at Texas						
Jan. 20	at Houston						
Jan. 23	West Virginia						
Jan. 27	at Cincinnati						
Jan. 31	Baylor						
Feb. 3	Oklahoma						
Feb. 10	at Texas Tech						
Feb. 13	at BYU						
Feb. 17	Cincinnati						
Feb. 20	at West Virginia						
Feb. 24	Texas Tech						
Feb. 28	at Oklahoma State						
Mar. 2	Iowa State						
Mar. 6	Houston						
Mar. 9	TCU						

MEDIA QUICK GLANCE SHEET

last game's starters noted with gold numbers



2

SHEMARRRI ALLEN

5th • G • 6-4 • 190 • Arden, N.C. • UMC/Cowley CC

GP/GS	PPG	APG	RPG	FG%	3FG%	FT%
23-24	9/8	7.1	2.2	3.3	39.7%	16.7%
Career	68/43	10.3	2.4	3.9	44.0%	26.8%
Career Highs	Pts: 34	Asst: 9	Reb: 9	Stl: 6		
Season High	Pts: 14	Asst: 5	Reb: 5	Stl: 4		

- Scored a season-high 14 points against Ole Miss.
- Led the Knights in steals against Cal St. Fullerton with a season-high four swipes.
- Began his UCF campaign by leading the team in assists and tied for the team lead in steals in the '23-'24 opener
- Led the Summit League in steals in 2022-23 with 59; Ranked top 10 in conference in FG% (6th), free throws made (5th), minutes per game (6th) and points per game (6th). Named All-Defensive Team and Second Team All-Conference.
- Scored double-digit points in 25 games in 2022-23, including 10 games of 20 or more points



3

DARIUS JOHNSON

Jr. • G • 6-10 • 200 • Boyds, Md.

GP/GS	PPG	APG	RPG	FG%	3FG%	FT%
23-24	9/9	14.7	3.6	3.8	40.9%	31.8%
Career	64/44	9.0	3.6	3.5	36.9%	28.9%
Career Highs	Pts: 25	Asst: 10	Reb: 8	Stl: 7		
Season High	Pts: 25	Asst: 7	Reb: 6	Stl: 4		

- Scored a career-high 25 points against Charlotte in the Jacksonville Classic, earning him MVP of the tournament. Tied that career-high four games later against Ole Miss on 12/10/23.
- Tallied his 200th career assist in the team's contest against Miami (11/10/23)
- Scored double digit points in 14 games, including five with 15 or more in 2022-23
- Tallied two games with 10 assists (vs. Stetson, 12/21/22; vs. Tulsa 2/11/23), resulting in two double-doubles on the year
- Snatched a steal in all but four of his 25 games in 2022-23, started the year with 10 straight games with a steal



4

COMEH EMUOBOR

Fr. • G • 6-5 • 205 • Raleigh, N.C.

GP/GS	PPG	APG	RPG	FG%	3FG%	FT%
23-24	6/0	2.0	0.2	1.2	28.6%	40.0%
Career	6/0	2.0	0.2	1.2	28.6%	40.0%
Career Highs	Pts: 5	Asst: 1	Reb: 3	Stl: 1		
Season High	Pts: 5	Asst: 1	Reb: 3	Stl: 1		

- Scored his first points with a three-ball against Cal St. Fullerton in UCF's third game, added two more on a free throw
- Made his collegiate debut in UCF's '23-'24 opener, pulling in one rebound in 6:18 of action
- A three-star small forward recruit ranked No. 7 in North Carolina and No. 41 at his position according to 247 Sports
- A top 200 national recruit according to 247 Sports' composite ranking
- Transferred to Brewster Academy for his senior season in high school
- Was North Carolina All-State in his sophomore and junior seasons, spending both at Ravenscroft High in Raleigh



5

OMAR PAYNE

5th • F • 6-10 • 228 • Kissimmee, Fla. • Jacksonville/Illinois/Florida

GP/GS	PPG	APG	RPG	FG%	3FG%	FT%
23-24	9/9	5.2	0.6	4.3	69.6%	100%
Career	120/36	3.6	0.3	3.0	64.2%	100%
Career Highs	Pts: 19	Asst: 3	Reb: 11	Stl: 3	Bk: 5	
Season High	Pts: 10	Asst: 3	Reb: 10	Stl: 3	Bk: 2	

- Grabbed a season-high 10 rebounds against Ole Miss (12/10/23)
- Scored seven points and grabbed nine rebounds with three assists and two steals against former team Jacksonville
- Snatched a career-high three steals in UCF's win over South Dakota St.
- Scored four points with six rebounds in 15 minutes of game time in his first game as a Knight.
- Led Jacksonville in field goal percentage (.598) and blocks (26) last season
- Was on NCAA Tournament teams with Illinois (2021-22) and Florida (2020-21)



10

MINTAUTAS MOCKUS

Fr. • G/F • 6-7 • 191 • Klaipeda, Lithuania

GP/GS	PPG	APG	RPG	FG%	3FG%	FT%
23-24	6/0	0.8	0.0	0.8	25.0%	16.7%
Career	6/0	0.8	0.0	0.8	25.0%	16.7%
Career Highs	Pts: 3	Asst: 0	Reb: 1	Stl: 1		
Season High	Pts: 3	Asst: 0	Reb: 1	Stl: 1		

- Made his collegiate debut in UCF's '23-'24 opener, scoring two points and grabbing a rebound
- Was the leading scorer among all attendees at the NBA Academy Games in July 2023 in Atlanta, Ga.
- Played in international basketball leagues from 2020-23 in Lithuania and Spain
- Played in the top two leagues in Lithuania, playing 25 games in the Lithuanian Basketball League with Prienai and 40 in the second tier for Kretingos Kretinga and Klaipedos Neptunas-Akvaservis. He remained in his home country into 2023 and made the jump to the third tier of Spanish basketball, LEB Plata, and played in nine contests



11

IBRAHIMA DIALLO

5th • F • 7-0 • 246 • Saly, Senegal • San Jose State/Ohio State

GP/GS	PPG	APG	RPG	FG%	3FG%	FT%
23-24	9/0	5.9	0.3	6.1	61.1%	39.1%
Career	70/47	5.4	0.3	5.4	55.0%	43.9%
Career Highs	Pts: 16	Asst: 3	Reb: 15	Stl: 3	Bk: 8	
Season High	Pts: 10	Asst: 1	Reb: 14	Stl: 3	Bk: 5	

- Has led the Big 12 in blocks per game since Nov. 16, averaging 2.33 per contest while totaling 21 rejections
- Has led UCF in blocks in all six contests so far in 2023-24, blocking three or more shots in four games
- Recorded his first UCF double-double and fourth of his career with 10 points and 14 rebounds against Charlotte
- Was one of the nation's best players in blocking shots at 1.66 per game last year, ranking 51st nationally; was also ranked 40th in total blocks, tallying 58
- Arrived in the United States from Senegal in 2016, while he was in high school



12

DEMARR LANGFORD JR.

Sr. • G • 6-5 • 230 • Worcester, Mass. • Boston College

GP/GS	PPG	APG	RPG	FG%	3FG%	FT%
23-24	5/3	3.2	0.8	1.0	43.8%	33.3%
Career	78/57	8.4	1.8	3.8	44.4%	25.8%
Career Highs	Pts: 23	Asst: 8	Reb: 11	Stl: 4		
Season High	Pts: 7	Asst: 3	Reb: 2	Stl: 3		

- Earned a start for his first appearance as a Knight, scoring five points, three assists, two steals and a rebound
- Played in 23 games, starting in 15 and playing 651 minutes with Boston College in 2022-23; averaged 7.0 points per game and shot 44.2% (65-for-147) from the field
- Scored a season-high 20 points on the road at No. 16 Miami on 1/11/23
- Had seven games in which he scored double-digit points



13

MARCHELUS AVERY

Sr. • F • 6-7 • 210 • Richmond, Va. • New Mexico State / NW Florida State

GP/GS	PPG	APG	RPG	FG%	3FG%	FT%
23-24	7/1	11.0	1.3	4.6	40.0%	43.8%
Career	51/10	6.7	0.8	3.6	44.9%	39.5%
Career Highs	Pts: 26	Asst: 3	Reb: 10	Stl: 3		
Season High	Pts: 22	Asst: 3	Reb: 7	Stl: 3		

- Snatched a career-high three steals against Ole Miss (12/10/23)
- Impressed in his second game as a Knight, scoring 22 points and making a career-high four three pointers against South Dakota State
- Made his Knights debut with nine points, four rebounds, a block and an assist in 14 minutes against Cal St. Fullerton
- Missed the first two games of 2023-24 due to the NCAA reviewing his transfer waiver, was approved 11/15/23



15

TYLER HENDRICKS

R-Fr. • G • 6-6 • 190 • Fort Lauderdale, Fla.

GP/GS	PPG	APG	RPG	FG%	3FG%	FT%
23-24	8/0	3.9	0.3	1.4	50.0%	38.5%
Career	8/0	3.9	0.3	1.4	50.0%	38.5%
Career Highs	Pts: 7	Asst: 1	Reb: 4	Stl: 1		
Season High	Pts: 7	Asst: 1	Reb: 4	Stl: 1		

- Made his collegiate debut in UCF's '23-'24 season opener, scoring seven points and pulling in four rebounds
- Did not see game action during the 2022-23 season, earning a redshirt
- Was one of 12 sets of twins and one of 33 sets of brothers in NCAA Division I college basketball along with Taylor Hendricks, UCF's first lottery and first round NBA Draft pick, going ninth overall to the Utah Jazz in 2023.
- Played for Calvary Christian Academy in Fort Lauderdale, Fla. and helped lead them to a Florida 3A state championship as a junior and senior in 2020-21 and 2021-22



21

C.J. WALKER

5th • F • 6-8 • 215 • Sanford, Fla. • Oregon

GP/GS	PPG	APG	RPG	FG%	3FG%	FT%
23-24	-/-	-	-	-	-	-
Career	83/41	6.4	0.7	4.3	43.9%	30.2%
Career Highs	Pts: 19	Asst: 3	Reb: 16	Stl: 3	Bk: 4	
Season High	Pts: -	Asst: -	Reb: -	Stl: -	Bk: -	

- Set to miss the beginning of the '23-'24 season with an injury
- Battled injuries throughout the '22-'23 season; the team announced he was out for the remainder of the season on 1/8
- Played in four games; finished the 2022-23 campaign averaging 19.5 minutes, 5.0 points and 3.5 rebounds per game
- Finished the 2021-22 campaign strong as he averaged 15 points per game over the last three games of the regular season, as opposed to 8.6 on the year. Started in 19 games, playing in 30
- Was second on the team in rebounds in 2021-22, pulling in 170 total for a 5.7 per game clip



22

NILS MACHOWSKI

Fr. • G • 6-3 • 180 • Berlin, Germany

GP/GS	PPG	APG	RPG	FG%	3FG%	FT%
23-24	9/0	3.1	1.1	1.4	36.4%	41.7%
Career	9/0	3.1	1.1	1.4	36.4%	41.7%
Career Highs	Pts: 13	Asst: 3	Reb: 3	Stl: 1		
Season High	Pts: 13	Asst: 3	Reb: 3	Stl: 1		

- Tallied 13 points on five-of-seven shooting, including three-for-three from three-point land against Miami (11/10/23)
- Made his collegiate debut on opening night for UCF, scoring five points with an assist, steal and rebound
- Spent time in the top tier of German basketball with Alba Berlin
- Won back-to-back U19 championships with Alba Berlin in 2022 and 2023
- Was the starting point guard on the 2022 German National Team in the U18 European Championship



24

JAYLIN SELLERS

Jr. • G • 6-4 • 196 • Columbus, Ga. • Ball State

GP/GS	PPG	APG	RPG	FG%	3FG%	FT%
23-24	9/9	19.6	1.3	5.0	46.9%	25.9%
Career	71/44	11.3	0.8	3.1	50.1%	40.4%
Career Highs	Pts: 34	Asst: 5	Reb: 14	Stl: 4		
Season High	Pts: 34	Asst: 5	Reb: 11	Stl: 4		

- Has led the Big 12 in points per game since Nov. 27, averaging 19.6 per contest, a mark that ranks 36th nationally
- Posted a career-high 34 pts. against Stetson (11/26/23), helping him earn the Big 12's Co-Newcomer of the Week nod
- Impressed in his UCF debut on opening night, scoring 23 points, and earned 22-point, 11-rebound next outing at Miami
- Named to the All-MAC Third Team in 2022-23 after being named to the MAC All-Freshman Team in 2021-22
- Shot 45% from the three point line in 2022-23 (54-for-120) and was 49% from the field (144-for-249)
- Had 23 games in which he scored double-digit points, including six where he scored 20+ points in 2022-23



31

THIERNO SYLLA

So. • F • 6-11 • 216 • Conakry, Guinea

GP/GS	PPG	APG	RPG	FG%	3FG%	FT%
23-24	9/6	6.1	0.7	5.1	37.0%	28.6%
Career	36/6	3.2	0.3	2.1	41.7%	32.8%
Career Highs	Pts: 20	Asst: 2	Reb: 11	Stl: 2	Bk: 2	
Season High	Pts: 20	Asst: 2	Reb: 11	Stl: 2	Bk: 2	

- Had a career night vs. Jacksonville (12/6/23), scoring 20 points and 11 rebounds, his first career double-double
- Recorded his first two collegiate starts at the Jacksonville Classic, starting against South Dakota St. and Charlotte
- Earned a career-high two steals in UCF's '23-'24 opener, also cashed in nine points, one shy of tying a career high
- Appeared in 27 games, coming off the bench in all of them and playing in 167 minutes in 2022-23
- Scored a 2022-23 season-high 10 points twice (11/23 vs. Evansville, 2/11 vs. Tulsa)
- Played at Royal Crown Academic School in Ontario, Canada prior to collegiate basketball

UCF'S RECORD WHEN...

Win the tip	4-2
Lose the tip	2-1
Home games	4-2
Away games	0-1
Neutral site games	2-0
vs. Top 25 teams	0-1
Lead at Halftime	5-1
Trail at Halftime	1-2
Tied at Halftime	0-0
In Overtime	1-0
Lead with 10:00 remaining	5-1
Trail with 10:00 remaining	1-2
Tied with 10:00 remaining	0-0
Lead with 5:00 remaining	5-0
Trail with 5:00 remaining	1-3
Tied with 5:00 remaining	0-0
Lead with 2:00 remaining	6-0
Trail with 2:00 remaining	0-3
Tied with 2:00 remaining	0-0
Score Fewer than 50 Points	0-0
Score 50-59 Points	0-0
Score 60-69 Points	0-1
Score 70-79 Points	3-1
Score 80-89 Points	2-1
Score 90+ Points	1-0
Opponent Scores Fewer than 50 Points	1-0
Opponent Scores 50-59 Points	2-0
Opponent Scores 60-69 Points	1-0
Opponent Scores 70-79 Points	1-1
Opponent Scores 80-89 Points	1-2
Opponent Scores 90+ Points	0-0
Shoot Under 30 Percent	0-0
Shoot 30-39 Percent	1-1
Shoot 40-49 Percent	4-2
Shoot 50+ Percent	1-0
Opponent Shoots Under 30 Percent	1-0
Opponent Shoots 30-39 Percent	3-0
Opponent Shoots 40-49 Percent	2-2
Opponent Shoots 50+ Percent	0-1
Outrebound Opponent	5-3
Outrebounded by Opponent	1-0
Rebounds equal	0-0
Commit fewer turnovers	5-2
Commit more turnovers	1-0
Turnovers equal	0-1
Outscore opponent's bench	6-1
Opponent bench scores more	0-2
Games Decided by 1-5 Points	2-2
Games Decided by 6-10 Points	0-0
Games Decided by 11-19 Points	1-1
Games Decided by 20+ Points	3-0
Wearing white	2-2
Wearing black	4-1
Wearing Citronauts	0-0
November	4-2
December	2-1
January	0-0
February	0-0
March	0-0
Monday	2-0
Tuesday	0-0
Wednesday	1-0
Thursday	1-0
Friday	0-1
Saturday	1-0
Sunday	1-2

THE LAST TIME...

Category	UCF	Opponent
Scored 100	107 vs. Memphis (1/11/23)	104 vs. Memphis (1/11/23)
Scored 110	115 vs. West Florida (11/12/10)	127 vs. Southern (2/24/93)
Scored 120	130 vs. Florida Tech (1/23/80)	127 vs. Southern (2/24/93)
Scored under 40	38 vs. #1 Cincinnati (1/16/18)	37 vs. Western Illinois (11/14/22)
Scored under 50	49 vs. #7 Houston (1/29/22)	44 vs. Cal St. Fullerton (11/16/23)
Won by 30	42 vs. Jacksonville (12/6/23)	37 at #6 Cincinnati (2/6/18)
Won by 40	42 vs. Jacksonville (12/6/23)	42 at Coll. of Charles. (2/1/96)
Won by 50	54 vs. West Florida (11/12/10)	50 at North Carolina (12/2/89)
Scored 50 in the 1st half	51 vs. Tulsa (2/11/23)	52 at Memphis (2/1/21)
Scored 50 in the 2nd half	51 vs. South Dakota State (11/19/23)	55 vs. Stetson (11/26/23)
Scored 60 points or fewer in win	52-45 vs. Wichita State (12/28/22)	57-55 at Temple (3/2/25)
Scored 90 points or more in loss	98-95 vs. UNC Asheville (11/7/22)	107-104 vs. Memphis (1/11/23)
Made 40 FG	40 at Marshall (2/27/10)	41 at Florida State (12/6/14)
Attempted 80 FG	81 vs. UNC Asheville (11/7/22)	80 vs. Tulane (1/14/15)
Shot under 30% from the field	28.33% at Houston (2/17/22)	23.5% vs. Cal St. Fullerton (11/16/23)
Made 12 3-pt FG	15 vs. Jacksonville (12/6/23)	13 vs. Stetson (11/26/23)
Made 15 3-pt FG	15 vs. Jacksonville (12/6/23)	16 vs. Tulane (1/14/15)
Didn't make a 3-pt FG	0-14 at #6 Cincinnati (2/6/18)	0-23 vs. UAB (1/9/13)
Attempted 30 3-pt FG	33 vs. Jacksonville (12/6/23)	30 vs. Stetson (11/26/23)
Made 30 FT	33 vs. Memphis (1/11/23)	30 at Houston (1/3/20)
Made 35 FT	36 vs. Bethune (12/22/15)	43 at Marshall (2/27/10)
Attempted 40 FT	44 vs. South Florida (2/13/19)	40 at Wichita State (1/26/22)
Attempted 50 FT	56 vs. FAU (12/15/93)	67 at Marshall (2/27/10)
Made 5 or less free throws	3-for-4, at Florida (3/15/23)	3-for-5, vs. Stetson (12/21/22)
Shot 100% on FTs (min. 10 att.)	11-for-11, at Michigan (12/6/20)	16-for-16, vs. SMU (3/4/20)
Shot 40% or worse on FTs	4-for-10, vs. Temple (12/31/19)	6-for-18, vs. Memphis (1/12/22)
Had 50 rebounds	52 vs. Jacksonville (12/6/23)	53 at South Florida (1/15/22)
Had 60 rebounds	69 vs. West Florida (12/17/93)	61 at Georgia (12/19/95)
Had 20+ offensive rebounds	24, vs. FSU (11/11/22)	21, at South Florida (1/15/22)
Had 5 or less offensive rebounds	5, vs. South Dakota State (11/19/23)	5, at Oregon (3/19/23)
Had 25 assists	28 vs. Tulsa (2/11/23)	28 vs. Louisville (12/31/13)
Had 30 assists	30 vs. Campbell (2/28/04)	43 at Dayton (12/3/88)
Had 15 steals	16 vs. FIU (11/6/23)	16 at Cincinnati (2/4/23)
Had 20 steals	22 vs. Navy (12/6/03)	20 at Memphis (2/1/21)
Had 10 blocks	10 vs. Charlotte (11/20/23)	11 at Miami (11/10/23)
Had 14 blocks	14 vs. Temple (3/12/14)	15 vs. St. John's (11/26/17)
Didn't record a block	vs. Temple (1/28/23)	vs. Jacksonville (12/6/23)
Committed 5 or less turnovers	5, vs. South Dakota State (11/19/23)	4, vs. SMU (2/24/19)
Committed 20+ turnovers	24, at Cincinnati (2/4/23)	20, vs. Lipscomb (12/2/23)
Won an OT game	74-71 vs. Charlotte (11/20/23)	77-70 vs. Temple (1/28/23)
Lost an OT game	77-70 vs. Temple (1/28/23)	74-71 vs. j Charlotte (11/20/23)
Multiple OT game	107-104 vs. Memphis (1/11/23)	98-95 vs. UNC Asheville (11/7/22)
Made Game-Winning Buzzer Beater	69-66 vs. ECU (2/20/22)	68-66 vs. Missouri (12/17/22)

Category	UCF Player
Scored 25 pts	25, Darius Johnson vs. Ole Miss (12/10/23)
Scored 30 pts	34, Jaylin Sellers vs. Stetson (11/26/23)
Scored 35 pts	36, Aubrey Dawkins at Temple (3/9/19)
Scored 40 pts	45, Jermaine Taylor vs. Rice (2/25/09)
Two players score 20 pts	vs. South Dakota State (11/19/23)
Two players score 25 pts	Marchelus Avery (22), Jaylin Sellers (20) vs. Michigan (12/30/21)
Three players score 20 pts	Darin Green Jr. (27), Brandon Mahan (26) at #15 Florida State (12/19/20)
Five players score 10 pts	Brandon Mahan (32), Isaiah Adams (22), Darin Green Jr. (20) vs. Tulsa (2/11/23)
Three reserves score 10 pts	Ithiel Horton (20), Taylor Hendricks (18), Darius Johnson (13), C.J. Kelly (12), Thierno Sylla (10) at Illinois State (11/17/19)
Made 20 FG	Brandon Mahan (17), Darin Green Jr. (13), Avery Diggs (10) 23, Bo Clark vs. Florida Tech (1/17/19)
Attempted 20 FG	20, Darius Johnson vs. Charlotte (11/20/23)
Attempted 30 FG	31, Jermaine Taylor vs. ECU (3/7/09)
Made 5 3-point FG	5, Ithiel Horton vs. ECU (3/5/23)
Made 6 3-point FG	7, Ithiel Horton vs. South Florida (2/22/23)
Made 7 3-point FG	7, Ithiel Horton vs. South Florida (2/22/23)
Made 10 3-point FG	11, Matt Williams vs. South Florida (1/17/17)
Attempted 15 3-pt FG	15, Darin Green Jr. vs. South Florida (2/3/22)
Attempted 20 3-pt FG	21, Matt Williams vs. South Florida (1/17/17)
Made 10 FT	10, Darius Johnson vs. Charlotte (11/20/23)
Made 15 FT	15, Bennie Shaw vs. Medgar Evers (12/18/75)
Attempted 15 FT	15, Collin Smith vs. Cincinnati (1/11/20)
Attempted 20 FT	21, Tacko Fall vs. South Florida (2/13/19)
Had 15 rebounds	16, CJ Walker at Tulane (3/6/22)
Had 20 rebounds	20, Tacko Fall vs. SMU (2/24/19)
Had 10 assists	10, Darius Johnson vs. Tulsa (2/11/23)
Had 12 assists	13, Brandon Goodwin at Tulane (2/19/15)
Had 6 blocks	6, Tacko Fall at Missouri (12/2/18)
Had 8 blocks	8, Tom Herzog vs. Bethune-Cookman (12/11/10)
Had 7 steals	7, Darius Johnson at Wichita State (2/8/23)
Had a double-double	Thierno Sylla vs. Jacksonville - 20 pts/11 reb (12/6/23)
Two players had double-doubles	Taylor Hendricks vs. Stetson - 16 pts/10 reb (12/21/22)
Had a triple-double	Darius Johnson vs. Stetson - 16 pts/10 ast (12/21/22)
	Isaiah Sykes vs. East Carolina - 20 pts/16 reb/11 ast (2/9/13)

ADDITION FINANCIAL ARENA



The UCF men's and women's basketball programs have called the beautiful 10,000-seat Addition Financial Arena their home since the start of the 2007-08 season. Located in the heart of Knights Plaza on the expansive north side of campus, the state-of-the-art facility opened in the fall of 2007 to packed crowds at multiple events.

Addition Financial Arena's unique design provides an intimate atmosphere for all students, alumni, fans and supporters, while creating an intimidating environment for opponents. With a raucous student section, dubbed the "Knightmare," Addition Financial Arena has quickly become one of the more formidable basketball facilities in the entire southeast. The design offers perfect sight lines for all fans, giving every fan a spectacular view.

Approximately 7,000 seats make up the lower bowl, with an additional 3,000 seats situated in the upper level. Club level seating is on the east side of the arena, with exclusive access to the regal Black and Gold Club before, during and after each game.

The facility features 16 luxury boxes and suites, a club lounge, open concourse areas and numerous concession options. Fans benefit from a state-of-the-art audio and video system. The scoreboard located at center court features four video screens that show replays and player information with an LED ribbon board stretching around the bottom.

Patrons enter the building through a spacious lobby that has conveniently located concession and apparel stands.

Addition Financial Arena sits on the northern side of campus and is nestled in with UCF's other athletics facilities, including FBC Mortgage Stadium, The Venue, John Euliano Park and the UCF Soccer/Track Complex. FBC Mortgage Stadium also opened up during the same September week in 2007.

The arena is the centerpiece of an area that includes apartment-style dormitories with 2,000 total beds and about 100,000-square feet of retail space. Before and after games, fans can dine and shop at establishments like Barnes & Noble Bookstore, Burger U, Gringos Locos, Domino's, The Pop Parlour, Dunkin', Jimmy John's, Subway and Knightro's.

The neighboring retail area has room for 24 shops.

Addition Financial Arena also hosts premiere concerts along with UCF commencement ceremonies. The Central Florida Crusaders, expansion members of the National Indoor Soccer League, began fielding men's and women's teams in the venue for the 2022-23 season.

The arena is located directly in front of UCF's old home, The Venue, which re-opened following a year of massive renovations to create a new home for the women's volleyball program as well as dedicated practice facilities for both the men's and women's basketball programs. The Knights played in the former 5,100-seat building from 1991-2007.

Construction on the new facility began in November of 2005. The arena was designed by HOK Sports and constructed by KUD International.

The arena officially opened on Sept. 8, 2007, with a Reba McEntire concert. The first UCF event at the new arena occurred on Sept. 28, 2007, when the UCF volleyball team hosted East Carolina.



Capacity	10,000
Construction Began	November 2005
Construction Completed	August 2007
Design	HOK Sports
Construction	KUD International
Cost	\$80 million
Luxury Suites	16
Lower Level Seats	5,598
Upper Level Seats	3,365
Club Seats	502
Concession Stands	7
Points of Sale	28
Video Boards	4
First UCF Game	UCF 63, Nevada 60 (11/11/07)

Highest Single-Game Home Attendance Records

1.	10,011	Illinois (3/22/17)
2.	9,825	Memphis (1/10/09)
3.	9,460	Marshall (1/13/10)
4.	9,383	Houston (1/25/23)
5.	9,358	Michigan (12/30/21)
6.	9,347	Rice (1/22/11)
7.	9,343	Florida State (11/13/13)
8.	9,141	Cincinnati (3/7/19)
9.	9,094	Marshall (1/5/11)
10.	8,734	Memphis (1/18/12)
11.	8,727	Massachusetts (11/13/09)
12.	8,142	Houston (1/29/22)
13.	8,044	East Carolina (1/19/11)
14.	7,862	Houston (1/11/12)
15.	7,760	Southern Miss (1/28/12)
16.	7,653	USF (11/18/10)
17.	7,565	Cincinnati (1/16/18)
18.	7,514	Miami (11/12/19)

Single-Season Home Attendance

1.	121,036 (6,370/19 games)	2010-11
2.	97,297 (5,723/17 games)	2011-12
3.	90,466 (4,523/20 games)	2012-13
4.	90,067 (5,298/17 games)	2013-14
5.	89,664 (5,274/17 games)	2022-23
6.	88,378 (4,651/19 games)	2016-17

Addition Financial Arena Record by Coaches

Coach	Seasons	Addition Financial Record	Win Pct.
Kirk Speraw	3	34-13 / 12-13*	.725 / .480*
Donnie Jones	6	74-33 / 59-33*	.692 / .641*
Johnny Dawkins	8	86-29	.745

*2008-09, 2009-10, 2010-11 victories vacated due to NCAA sanctions

Season-by-Season Record in Addition Financial Arena

Season	Head Coach	Home Record
2007-08	Kirk Speraw	12-4
2008-09	Kirk Speraw	13-3 / 0-3*
2009-10	Kirk Speraw	9-6 / 0-6*
2010-11	Donnie Jones	15-4 / 0-4*
2011-12	Donnie Jones	16-1
2012-13	Donnie Jones	15-5
2013-14	Donnie Jones	10-7
2014-15	Donnie Jones	10-8
2015-16	Donnie Jones	8-8
2016-17	Johnny Dawkins	15-3
2017-18	Johnny Dawkins	12-4
2018-19	Johnny Dawkins	15-2
2019-20	Johnny Dawkins	10-6
2020-21	Johnny Dawkins	6-3
2021-22	Johnny Dawkins	13-3
2022-23	Johnny Dawkins	11-6
2023-24	Johnny Dawkins	4-2
17 Seasons	3 Head Coaches	194-75 / 157-75*
		.721 / .677 Win %

*2008-09, 2009-10, 2010-11 victories vacated due to NCAA sanctions

UCF's Addition Financial Arena Winning Streaks

G	Began	Ended	Coach	Team to End Streak
14*	2/12/11	1/28/12	Donnie Jones	Southern Miss, 78-65
12**	2/6/08	1/10/09	Kirk Speraw	Memphis, 73-66
10	11/24/18	2/7/19	Johnny Dawkins	No. 12 Houston, 77-68
10*	11/12/10	1/19/11	Donnie Jones	East Carolina, 68-61
7	2/14/17	11/30/17	Johnny Dawkins	Missouri, 62-59
7	1/30/12	11/20/12	Donnie Jones	Middle Tennessee, 75-61
7*	3/7/09	12/30/09	Kirk Speraw	Jacksonville, 61-51
6	12/4/22	1/25/23	Johnny Dawkins	No. 3 Houston, 82-71
6	1/5/13	2/20/13	Donnie Jones	Marshall, 82-70
6	11/17/13	12/31/13	Donnie Jones	No. 10 Louisville, 90-65

*Streak is actually 11 due to three consecutive home wins at the end of the 2010-11 season being vacated via to NCAA sanctions
**Streak is actually four due to eight consecutive home wins to begin the 2008-09 season being vacated via to NCAA sanctions
*entire winning streak vacated due to NCAA sanctions



Johnny Dawkins

Head Coach | Eighth Season



UCF head men's coach Johnny Dawkins has built a particularly glossy college basketball playing and coaching catalogue—most recently including 2023 induction into the National Collegiate Basketball Hall of Fame and selection of a UCF player in the first round of the 2023 NBA Draft—as he joins the Knights in heading into Big 12 Conference play in 2023-24.

Dawkins' resume showcases:

- 15 seasons as a major-college head coach (the last seven at UCF), including eight postseason berths and a pair of National Invitation Tournament titles
- Extensive player development, highlighted by Taylor Hendricks' selection in the first round of the 2023 NBA Draft after only a single season at UCF

- 10 additional previous seasons of experience as an assistant coach at Duke, including NCAA Championship appearances every year, an NCAA title in 2001 and seven Atlantic Coast Conference Tournament crowns
 - A nine-year NBA career that included a career double-figure scoring average
 - A collegiate playing career at Duke that featured national player-of-the-year recognition as a senior as the school's all-time top career scorer, later culminating with his 2023 National Collegiate Basketball Hall of Fame selection
- In seven seasons at UCF, Dawkins has led the program to unprecedented heights, in the only seven-year stretch with three or more postseason appearances. He led the Knights to their first NCAA Championship victory in 2019. He's also responsible for producing UCF's first lottery pick after Taylor Hendricks was selected by the Utah Jazz with the ninth overall pick in the 2023 NBA Draft. Now, Dawkins will look to bring the Knights to even greater achievements as UCF beginning in 2023-24 begins participation in one of the deepest, most challenging conferences in college basketball, the Big 12.

Dawkins boasts five wins over ranked opponents in his time at the helm of the Knights, accounting for the majority of UCF's wins over Associated Press top-25 teams in the program's history. Most recently, the Knights topped in-state rival and 15th-ranked Florida State in Tallahassee in 2020, the program's first victory over the Seminoles. The Knights ripped off consecutive victories over No. 6 Houston and No. 19 Cincinnati during the 2018-19 regular-season run to the NCAA Championship, solidifying themselves in the field of 64. UCF defeated No. 24 Alabama in December 2017, after earning the first ranked win under Dawkins on Feb. 26, 2017, beating No. 15 Cincinnati 53-49. UCF cracked the AP poll on Mar. 4, 2019, for the first time since 2011, earning a ranking of 25th late in the regular season. It was the latest into a season that the Knights had been ranked. The home finale against Cincinnati in 2019 marked the first matchup of ranked teams at Addition Financial Arena.

Dawkins was named UCF's seventh head men's basketball coach on Mar. 23, 2016.

The 2019 NCAA Championship Run

The 2018-19 season was Dawkins' best to date with the Knights as he guided UCF to a number-nine seed in the NCAA Championship bracket, its highest seed in five all-time NCAA Championship appearances, and defeated eighth-seeded VCU 73-58 in first-round action.

UCF then came inches away from upsetting top overall seed Duke in the second round, ultimately falling 77-76 to Mike Krzyzewski, Zion Williamson and RJ Barrett as BJ Taylor's floater rimmed out and Aubrey Dawkins' tip-in barely missed at the buzzer.

The Knights were stellar down the stretch to secure their at-large NCAA Championship berth, winning on the road at No. 6/8 Houston to snap the Cougars' 33-game home win streak and topping No. 19/20 Cincinnati in Orlando. It marked the first time UCF had earned multiple victories over ranked opponents in the same season, and the Knights did it in back-to-back games.

Dawkins led UCF back to the NCAA Championship for the first time since 2005, and the first time as an at-large selection (with the previous four NCAA Championships as champions of the Atlantic Sun Conference Tournament in 1994, 1996, 2004 and 2005). He helped three individuals earn all-conference accolades from the American Athletic Conference in 2018-19, as UCF led the league with three honorees. BJ Taylor became the first Knight to earn first-team AAC honors, while Aubrey Dawkins was named second team and Tacko Fall added third-team honors. It marked just the second time that the Knights put multiple student-athletes on the AAC all-conference teams and the ninth time in the program's Division I history that multiple Knights earned all-conference honors in the same season (dating back to the 1993-94 season). With two players on the three all-conference teams, only Houston had more players earn all-conference honors.

Following the end of the 2018-19 regular season, Dawkins was named a finalist for the Skip Prosser Man of the Year Award and the Ben Jobe National Coach of the Year Award.

UCF finished the year 24-9, tied for the fourth most wins in a season in program history. The Knights' 23 regular-season wins marked a record in UCF's Division I era. The team went 13-5 in AAC play, the team's most league wins since joining that conference, and earned the number-four seed in the conference tournament for the second time in three seasons.

Dominant Defense

Known for their defense under Dawkins, the Knights ranked 11th in the nation in field-goal percentage defense, holding opponents to just 39.4 percent shooting in the 2018-19 NCAA Championship run. UCF was also 27th in scoring defense, allowing 64.5 points per game that season.

Defense always has been a priority with UCF teams, as four of Dawkins' seven seasons with the Knights have seen the team finish inside the top 50 nationally in scoring defense, including two top-10 finishes. UCF ranked third in the nation in scoring defense in 2017-18, holding teams to 61.7 points per game and 40.1% shooting, slotting the team at the No. 10 spot in the country. Dawkins' first season with UCF in 2016-17 saw the team finish No. 1 in field-goal percentage defense, limiting foes to 36.5% from the field, and No. 6 in scoring defense, with opponents averaging 61.2 points per contest.

Highly-Touted Hendricks

Taylor Hendricks qualifies as UCF's top recruit in program history. He came into college as a top-100 player in two of

COACHING EXPERIENCE

2016-present	UCF	Head Coach
2008-16	Stanford	Head Coach
2000-08	Duke	Associate Head Coach
2006-08	USA Basketball	Player Personnel
1998-99	Duke	Assistant Coach

NBA EXPERIENCE

1994-95	Detroit Pistons
1989-94	Philadelphia 76ers
1986-89	San Antonio Spurs
1986	Drafted, Spurs - 10th Overall

the three major recruit rankings as ESPN pinned him No. 54 and Rivals had him at No. 87. Hendricks lived up to the hype on opening night, dropping a team-best 23 points in his collegiate debut and finishing with averages of 15.3 points and 6.9 rebounds.

Through plenty of work and coaching throughout the season, Hendricks quietly began to creep into mock drafts across the country. At season's end, Hendricks had achieved two career-high marks of 25 points and recorded five double-doubles. He was the nation's only player to make 60 or more three-pointers, tally 55 or more blocks and record 35 or more dunks. He was honored with a unanimous selection to the American Athletic Conference All-Rookie Team and was named second-team All-AAC.

Hendricks announced his intent to enter the NBA Draft on Mar. 22, 2023, making him UCF's first one-and-done player. The freshman phenom later went on to become the Knights' first lottery pick as well as a first-round selection, going ninth to the Utah Jazz in the 2023 NBA Draft.

Enshrined in the College Basketball Hall of Fame Dawkins was honored Aug. 30, 2023, as an inductee in the 18th class of the National Collegiate Basketball Hall of Fame. He was joined by former Duke coach Mike Krzyzewski, who was officially honored in the class of 2023 after initially being among the Hall of Fame's Founding Class in 2006.

Dawkins was inducted for his playing days as a Blue Devil and is one of the most decorated players in Duke history. He is regarded as a key early figure in the program's ascent to becoming a national power. From 1982-86, Dawkins piled up 2,556 points – a mark that stood as the school's scoring record until 2006 and remains second all-time. He was a two-time consensus All-American, a four-time All-ACC selection—and was recipient of the 1986 Naismith National Player of the Year award.

As a senior, Dawkins led Duke to the ACC regular-season and tournament titles, and an appearance in the NCAA national championship game. The 10th overall pick by the Spurs in the 1986 NBA Draft, Dawkins saw action in nine professional seasons with the Spurs, 76ers and Pistons. He averaged 11.1 points and 5.5 assists through 541 career NBA games.

UCF Player Honors

Multiple players have earned conference and national honors under Dawkins' tenure. Tacko Fall earned a spot on the Lefty Driesell Defensive All-America team in 2016-17 and was named the American Athletic Conference Defensive Player of the Year. B.J. Taylor earned first-team All-AAC and NABC first-team All-District honors in 2018-19.

Seven nods to the All-AAC Team were awarded while the Knights were members of that league. An additional three All-Rookie Team honors were earned, all over the last three seasons. Taylor Hendricks earned second-team All-Conference honors as well as a unanimous nod to the All-Rookie Team in 2022-23, as well as tallying a record nine conference rookie-of-the-week accolades. Darius Johnson and Isaiah Adams preceded Hendricks in earning All-Rookie Team nods in 2021-22 and 2020-21, respectively. Aubrey Dawkins (2018-19) and Taylor (2016-17) are the other Knights who received All-AAC second-team honors, while Darin Green Jr. (2021-22), Brandon Mahan (2020-21), Darius Perry (2020-21) and Fall (2018-19) all were members of an AAC third team.

Postseason Pushes

On top of the NCAA Championship run in 2018-19, the Knights have punched two tickets to the NIT under Dawkins' direction. In the most recent trip in 2023, the Knights travelled to Gainesville, Florida, and handily beat Florida 67-49, UCF's first road victory against the Gators in program history. The Knights were the only team to hold Florida under 50 points all season. It was the sixth time that season UCF limited an opponent to 50 points or fewer. The Knights' run came to an end in their inaugural meeting with top-seeded Oregon in Eugene.

The 2016-17 season took UCF to New York's Madison Square Garden in Dawkins' first year at the helm of the Knights. UCF hosted its first NIT game, defeating Colorado for the program's first postseason win in an NIT or NCAA game. The Knights went on to defeat top-seeded Illinois State on the road, before coming home to the first sell-out crowd at Addition Financial Arena and winning 68-58 over Illinois to earn a spot in the NIT semifinals. Under Dawkins' leadership, UCF led all NCAA Division I teams in defensive field-goal percentage, holding opponents to just 36.5 percent from the floor. The Knights were also sixth in the nation, allowing only 61.2 points per game, and gave up 45 or fewer points in four games over the course of the year. Dawkins was a finalist for both the Jim Phelan and Ben Jobe National Coach of the Year awards in his first season at UCF. Matt Williams set UCF records for three-pointers in a career, season and game, before signing a professional contract with the Miami Heat

Notable Notes

In UCF's Dec. 11, 2021, win over North Carolina A&T, Dawkins picked up his 100th victory with the Knights, becoming the fastest coach in program history and just the third one to do so. Following the end of the 2022-23 season, Dawkins stands 131-87 all-time as head coach of the Knights, a winning percentage of .600, currently the second-highest in program history, trailing only Torch Clark's .755 mark.

COACHING RECORD

Year	School	Record	Pct
2008-09	Stanford	20-14	.588
2009-10	Stanford	14-18	.438
2010-11	Stanford	15-16	.484
2011-12	Stanford	26-11	.703
2012-13	Stanford	19-15	.559
2013-14	Stanford	23-13	.639
2014-15	Stanford	24-13	.649
2015-16	Stanford	15-15	.500
2016-17	UCF	24-12	.667
2017-18	UCF	19-13	.594
2018-19	UCF	24-9	.742
2019-20	UCF	16-14	.533
2020-21	UCF	11-12	.478
2021-22	UCF	18-12	.600
2022-23	UCF	19-15	.559
2023-24	UCF	6-3	.667
At UCF	7 Seasons	137-90	.604
Total	15 Seasons	293-205	.588

COACHING HIGHLIGHTS

2008-09	CBI Semifinals
2011-12	NIT Champions
2012-13	NIT Second Round
2013-14	NCAA Sweet 16
2014-15	NIT Champions
2016-17	NIT Semifinals
	Finalist for Jim Phelan National Coach of the Year
	Finalist for Ben Jobe National Coach of the Year
2018-19	Finalist for Skip Prosser Man of the Year
	Finalist for Ben Jobe National Coach of the Year
	NCAA Tournament
2022-23	NIT Second Round

COLLEGIATE CAREER

1982-86	Duke University
1985-86	Naimsmith National Player of the Year
	Consensus First Team All-America
	First Team All-ACC
	NCAA East Regional MVP
	ACC Tournament MVP
	Duke Team MVP
	Duke Co-Captain
1984-85	Consensus First Team All-America
	First Team All-ACC
	Duke Team MVP
1983-84	Second Team All-ACC
	Duke Team MVP
1982-83	Freshman All-America
	Second Team All-ACC
	Duke Team MVP

THE DAWKINS FILE

Hometown	Washington, D.C.
High School	Mackin Catholic
College	Duke, 1986

Professional Experience

A 1986 first-round NBA Draft pick (10th overall) by San Antonio, Dawkins saw action in nine NBA seasons with the Spurs (1986-89), Philadelphia 76ers (1989-94) and Detroit Pistons (1994-95). He averaged 11.1 points, 2.5 rebounds and 5.5 assists over 541 career NBA games.

Giving Back to the Game

Dawkins has served as a member of the National Association of Basketball Coaches Board of Directors since 2012. He currently serves on the NCAA Division I Men's Basketball Ethics Coalition, an independent committee of current and former coaches, charged with promoting ethical conduct through leadership, education and mentoring opportunities, while identifying key issues challenging the coaching community.



In seven years, Dawkins has done a similarly successful job with his players in the classroom. With Dawkins at the helm, the Knights men's basketball program recorded an average semester team grade-point average over 3.0 for the first time in recorded history in 2018. Then the Knights did it again, setting a new program record with an average semester GPA of 3.03 in spring 2019. Under Dawkins' watch, more than 45 nods have been earned by Knights on the AAC All-Academic team.

When Dawkins took over at UCF, the Knights had gone 12-18 the season before and hadn't finished above .500 since 2012-13. He led UCF to a 24-12 record in his first season at the helm, the sixth-best turnaround in the nation. With just seven scholarship players due to transfers and injuries, the Knights earned the fourth seed – their highest ever – in the American Athletic Conference Tournament, eventually falling to league champion SMU in the semifinals.

Stanford Stint

Stanford put together four 20-win seasons in Dawkins' tenure as head coach. He is only the second coach in Stanford history with at least four 20-win seasons. Stanford's success on the court came against some of the toughest schedules in the nation. During the 2015-16 season, the Cardinal faced the sixth-most difficult slate in the country—with a nation-leading 17 of Stanford's 30 games against RPI top-50 squads. Stanford's strength of schedule was rated in the top 50 each of his final four seasons, including two in the top 20, with an average rank of 27.75.

The Cardinal basketball program also excelled in the classroom during Dawkins' tenure, earning at least three Pac-12 All-Academic selections for five consecutive seasons and producing back-to-back Pac-12 Scholar-Athlete of the Year recipients (2014, 2015). Stanford also received annual national academic recognition, with three players earning National Association of Basketball Coaches (NABC) Honors Court status in 2015. The Cardinal was one of 20 NCAA Division I teams to earn an NABC Team Academic Excellence Award in 2016.

In 2012, Dawkins mentored Chasson Randle to become the consummate student-athlete. Randle finished that season as Stanford's all-time leading scorer and earned the program's initial first-team Academic All-America selection since 2006. Under Dawkins, Stanford recorded back-to-back perfect Academic Progress Rate (APR) scores of 1,000 in both the 2012-13 and 2013-14 reports.

Player development was also markedly improved at Stanford under Dawkins' tutelage. Four Cardinal players were selected in the NBA Draft following their collegiate careers—including 2014 first-round pick Josh Huestis.

Learning from a Legend

The Washington, D.C., native coached for 10 years under the legendary Mike Krzyzewski at Duke. During Dawkins' decade as a coach at Duke, the Blue Devils won a national championship (2001), tallied six ACC regular-season championships, recorded seven ACC Tournament titles and posted a 330-60 (.846) record. In four consecutive seasons from 1999-2002, Duke finished the regular season ranked No. 1 in both national polls, a first in college basketball history. Duke reached a No. 1 national ranking in seven of 10 seasons with Dawkins on the coaching staff.

While at Duke, he also served as the player personnel director for the USA Basketball Senior National Team from 2006-08.

Decorated at Duke

Following a prolific high school career at Mackin Catholic High School in Washington, D.C. (McDonald's All-American and third-team Parade All-American), Dawkins made his way to Duke, where he would become one of the most decorated players to set foot in Durham, North Carolina.

He played for the Blue Devils from 1982-83 through 1985-86, earning consensus All-America honors twice (1985, 1986). Dawkins was also voted the 1986 Naimsmith National Player of the Year and named a Freshman All-American in 1983. During his collegiate career, he helped lead Duke to three NCAA Championship berths, including an NCAA title-game appearance in 1986. He was an All-ACC honoree all four seasons as a Blue Devil. Dawkins helped Duke win the 1986 ACC Tournament title in his senior season, claiming the MVP award in the process.

Dawkins finished his career as the school's all-time leading scorer and held that honor until 2006 when J.J. Redick surpassed his mark of 2,556 points. He recorded double-figure point totals in 129 of 133 collegiate games. Dawkins led the Blue Devils in scoring all four years, recording the fourth-highest season point total in school history with 809 in 1986. Dawkins remains Duke's career record-holder in field goals (1,026) and field goals attempted (2,019) while also setting the school's single-season mark for field goals (331) during the 1986 campaign.

Dawkins was inducted into the Duke Sports Hall of Fame in September 1996. His jersey number 24 was retired by the school.





0 Charlie May

Guard | Redshirt Freshman | 6-5 | 183
Boca Raton, Fla. | St. Andrew's School

MAY NOTEBOOK

- Made his collegiate debut in the final minute of UCF's 2023-24 season opener in an 85-62 victory over FIU
- Did not see game action during the 2022-23 season.
- Helped St. Andrews to a state championship in his high school sophomore season.
- May and St. Andrews earned three district titles from his freshman to junior years.
- Was the team captain of his St. Andrews squad in his senior season.
- His father, Dusty May, is entering his sixth season head coach of the Florida Atlantic's men's basketball team and led the program to its first NCAA Final Four during the 2022-23 season. His brother, Jack May, is on Florida's men's basketball roster as a redshirt junior guard for the 2023-24 season.

COLLEGE PATH

22-23: Freshman - UCF
23-24: Redshirt Freshman - UCF

SOCIAL MEDIA

@charlie.may12
@charlie12may

Did You Know?

Major: Communications
Favorite pro athlete: Paul George
Favorite pro team: Indiana Pacers
Pre-game ritual: Listen to Youngboy
Favorite movie: Step Brothers
Favorite TV show: The Office
Favorite music artist: NBA Youngboy
Favorite food: Pizza
Second favorite sport: Football
Favorite off-day activity: Playing video games
Fun fact: His dog has one eye
Hidden talent: Good at Wii bowling

MISCELLANEOUS

Situation	'23-'24
Led team in scoring	-
Led team in rebounds	-
Led team in assists	-
Led team in blocks	-
Led team in steals	-
Double-Doubles	-
Double Figure Points	-
5+ Rebounds	-
Double Figure Rebounds	-
20-Point Games	-
30-Point Games	-
3+ Three Pointers	-
5+ Assists	-
3+ Steals	-
3+ Blocks	-

GAME-BY-GAME STATS

Opponent	Date	GS	MIN	Total		3-Pointers		Free throws		Rebounds				Other							
				FG-FGA	PCT	3FG-3FGA	PCT	FT-FTA	PCT	OFF	DEF	TOT	AVG	PF	A	TO	BLK	STL	PTS	AVG	
FIU	11/06/2023		00:38	0-0	.000	0-0	.000	0-0	.000	0	0	0	0.0	0	0	0	0	0	0	0	0.0
Cal St. Fullerton	11/16/2023		00:31	0-0	.000	0-0	.000	0-0	.000	0	0	0	0.0	0	0	0	0	0	0	0	0.0
Lipscomb	12/02/2023		01:37	0-1	.000	0-0	.000	0-0	.000	0	1	1	0.3	0	0	0	0	0	0	0	0.0
Jacksonville	12/06/2023		02:03	0-0	.000	0-0	.000	0-0	.000	0	1	1	0.5	0	0	0	0	0	0	0	0.0
Totals			04:49	0-1	.000	0-0	.000	0-0	.000	0	2	2	0.5	0	0	0	0	0	0	0	0.0

Player Averages

Games Played	Minutes/ game	Points/ game	FG Pct	3FG Pct	FT Pct	Rebounds/ game	Assists/ game	Turnovers/ game	Assist/Turnover ratio	Steals/ game	Blocks/ game
4	1.2	0.0	0.0	0.0	0.0	0.5	0.0	0.0	0.0	0.0	0.0

2023-24 GAME HIGHS


Points	N/A	-
Rebounds	1	2x, last vs. Jacksonville (12/6/23)
Assists	N/A	-
Steals	N/A	-
Blocks	N/A	-
FGs Made	N/A	-
FGs Attempted	1	Lipscomb (12/2/23)
3-Pt. FGs Made	N/A	-
3-Pt. FGs Attempted	N/A	-
FTs Made	N/A	-
FTs Attempted	N/A	-

SINGLE-GAME CAREER HIGHS

Points	N/A	-
Rebounds	1	2x, last vs. Jacksonville (12/6/23)
Assists	N/A	-
Steals	N/A	-
Blocks	N/A	-
FGs Made	N/A	-
FGs Attempted	1	Lipscomb (12/2/23)
3-Pt. FGs Made	N/A	-
3-Pt. FGs Attempted	N/A	-
FTs Made	N/A	-
FTs Attempted	N/A	-

CAREER STATS

SEASON	TEAM	GP-GS		Field Goals		3-Point		F-Throws		Rebounds				Scoring									
		GP	GS	MIN	AVG	FG-FGA	FG%	3FG-3FGA	3FG%	FT-FTA	FT%	OFF	DEF	TOT	AVG	PF	FO	A	TO	BLK	STL	PTS	AVG
2023-24	UCF	4	0	5	1.2	0-1	.000	0-0	.000	0-0	.000	0	2	2	0.5	0-0	0	0	0	0	0	0	0.0
TOTAL		4-0		5/1.2		0-1	.000	0-0	.000	0-0	.000	0	2	2	0.5	0-0	0	0	0	0	0	0	0.0



1 Antwann Jones

Guard | 5th Year | 6-6 | 215

Orlando, Fla. | Oak Ridge | Louisiana/Creighton/Memphis

JONES NOTEBOOK

- Made his UCF debut on 12/10/23, playing in almost 16 minutes against Ole Miss.
- Played in eight games in 2021-22 with Louisiana, including one start against Jackson State, shooting 40% from the field on the season
- Recorded nine assists and added one block with the Rajin Cajuns
- Played in 30 games in 2020-21 with Creighton, including one start, while averaging 3.4 points, 2.2 rebounds and 1.3 assists per contest in 10.9 minutes per game
- Made his Creighton debut with 11 points, 5 rebounds and 4 assists vs. North Dakota State (Nov. 29), then had 12 points and 6 assists vs. Omaha (Dec. 1)
- Scored a season-high 13 points in 13 minutes with the Bluejays, adding four rebounds and two assists to lead comeback from 13 down vs. No. 22 Xavier (Dec. 23)
- Was able to practice, but redshirted and did not play for Creighton's BIG EAST champion team in 2019-20.
- Averaged 4.7 points and 3.0 rebounds in 16.7 minutes per game during his lone season at Memphis; saw action in 35-of-36 games, with six starts
- Shot 42.4 percent from the field, 34.1 percent from three-point range and 84.4 percent at the line; scored in double-figures seven times, with a high of 16 points vs. Wichita State (Jan. 3); Compiled a streak of four straight games with 11 points or more from Dec. 22-Jan. 3, averaging 12.8 points in that span

COLLEGE PATH

18-19: Freshman - Memphis
 19-20: Sophomore - Creighton
 20-21: R-Sophomore - Creighton
 21-22: R-Junior - Louisiana
 22-23: R-Senior - Did Not Play
 23-24: 5th Year - UCF

SOCIAL MEDIA

@_twannnnn
 @j5_twann

GAME-BY-GAME STATS

Opponent	Date	GS	MIN	Total		3-Pointers		Free throws		Rebounds				PF	A	TO	BLK	STL	PTS	AVG
				FG-FGA	PCT	3FG-3FGA	PCT	FT-FTA	PCT	OFF	DEF	TOT	AVG							
Ole Miss	12/10/2023		15:55	0-2	.000	0-1	.000	3-6	.500	2	2	4	4.0	1	3	0	0	0	3	3.0
Totals		0	15:55	0-2	.000	0-1	.000	3-6	.500	2	2	4	4.0	1	3	0	0	0	3	3.0

Player Averages

Games Played	Minutes/game	Points/game	FG Pct	3FG Pct	FT Pct	Rebounds/game	Assists/game	Turnovers/game	Assist/Turnover ratio	Steals/game	Blocks/game
1	15.9	3.0	0.0	0.0	50.0	4.0	3.0	0.0	3.0	0.0	0.0

Did You Know?

Major: Marketing
 Favorite pro athlete: Shaquille O'Neal
 Favorite pro team: Baltimore Ravens
 Pre-game ritual: Pray, drink Starbucks, stretch, practice shooting, meditate
 Favorite movie(s): Iron Man
 Favorite TV show: Power
 Favorite music artist: Kodak Black
 Favorite food: Penne pasta alla vodka
 Second favorite sport: UFC
 Favorite off-day activity: Sleeping
 Fun fact: He and his mom share the same birthday
 Hidden talent: Can rap

MISCELLANEOUS

Situation	'23-'24
Led team in scoring	-
Led team in rebounds	-
Led team in assists	1
Led team in blocks	-
Led team in steals	-
Double-Doubles	-
Double Figure Points	-
5+ Rebounds	-
Double Figure Rebounds	-
20-Point Games	-
30-Point Games	-
3+ Three Pointers	-
5+ Assists	-
3+ Steals	-
3+ Blocks	-

2023-24 GAME HIGHS

Points	3	Ole Miss (12/10/23)
Rebounds	4	Ole Miss (12/10/23)
Assists	3	Ole Miss (12/10/23)
Steals	N/A	-
Blocks	N/A	-
FGs Made	N/A	-
FGs Attempted	2	Ole Miss (12/10/23)
3-Pt. FGs Made	N/A	-
3-Pt. FGs Attempted	1	Ole Miss (12/10/23)
FTs Made	3	Ole Miss (12/10/23)
FTs Attempted	6	Ole Miss (12/10/23)

SINGLE-GAME CAREER HIGHS

Points	16	Wichita State (1/3/19)
Rebounds	7	2x, last vs. Kennesaw St. (12/4/20)
Assists	6	Little Rock (12/19/18)
Steals	3	3x, last at Creighton (3/22/19)
Blocks	3	UCF (1/27/19)
FGs Made	7	Wichita State (1/3/19)
FGs Attempted	14	Canisius (11/23/18)
3-Pt. FGs Made	2	7x, last vs. Butler (3/11/21)
3-Pt. FGs Attempted	5	ECU (1/10/19)
FTs Made	7	Kennesaw St. (12/4/20)
FTs Attempted	8	Kennesaw St. (12/4/20)

CAREER STATS

SEASON	TEAM	GP-GS	MIN/AVG	Field Goals		3-Point		F-Throws		Rebounds				Scoring						
				FG-FGA	FG%	3FG-3FGA	3FG%	FT-FTA	FT%	OFF	DEF	TOT	AVG	PF-FO	A	TO	BLK	STL	PTS	AVG
2018-19	Mem	35-6	580/16.6	56-132	.424	15-44	.341	38-45	.844	18	86	104	3.0	59-2	64	51	14	23	165	4.7
2020-21	CU	30-1	326/10.9	34-91	.374	12-37	.324	22-32	.688	15	52	67	2.2	36-0	39	22	6	7	102	3.4
2021-22	LA	8-1	65/8.1	6-15	.400	2-7	.286	3-7	.429	4	8	12	1.5	6-0	9	4	1	0	17	2.1
2023-24	UCF	1-0	16/15.9	0-2	.000	0-1	.000	3-6	.500	2	2	4	4.0	1-0	3	0	0	0	3	3.0
TOTAL FOR UCF	1-0	16/15.9	0-2	.000	0-1	.000	3-6	.500	.500	2	2	4	4.0	1-0	3	0	0	0	3	3.0
TOTAL	74-8	987/13.3	96-240	.400	29-89	.326	66-90	.733	39	148	187	2.5	102-2	115	77	21	30	287	3.9	



2 Shemarri Allen

Guard | 5th Year | 6-4 | 190
Arden, N.C. | T.C. Roberson | UMKC / Cowley CC

ALLEN NOTEBOOK

- Played 30 minutes in his UCF debut on opening night against FIU, earning the start while posting eight points, five rebounds, five assists and three steals.
- Earned Second Team All-Summit League and Summit League All-Defensive Team honors in 2022-23 in his senior season at UMKC, a year in which he appeared in 29 games, making 28 starts
- Averaged 17.0 points on 41.4% shooting in 2022-23, adding 5.0 rebounds, 2.7 assists and 2.0 steals per game. He finished the year ranked top-10 in the Summit in FG% (6th), free throws made (5th), minutes per game (6th), points per game (6th) and steals per game (1st); finished the campaign ranked top-100 in the NCAA in free throw attempts (70th), minutes per game (96th), steals (57th) and steals per game (28th)

- Scored in double-digits in 25 games, including 10 games above 20 points
- Notched season-high 34 points in triple-OT game at Denver on Dec. 29, including game-tying three at end of regulation
- Suffered season-ending arm injury against North Dakota on Feb. 18
- Appeared in 30 games in 2021-22, starting in seven and averaged 23.5 minutes per game, sixth-best on team. His 57.9% field goal percentage was second-best on team
- Earned first-career start against Morehead State on Nov. 27, 2021, notching six points, five rebounds and three assists

COLLEGE PATH

19-20: Freshman - Cowley CC
20-21: Sophomore - Cowley CC
21-22: Junior - UMKC
22-23: Senior - UMKC
23-24: 5th Year - UCF

SOCIAL MEDIA

@shemarriallen
@shemarriallen23

CAREER HONORS

Second Team All-Summit League 2022-23
Summit League All-Defensive Team 2022-23

GAME-BY-GAME STATS

Opponent	Date	GS	MIN	Total		3-Pointers		Free throws		Rebounds				PF	A	TO	BLK	STL	PTS	AVG	
				FG-FGA	PCT	3FG-3FGA	PCT	FT-FTA	PCT	OFF	DEF	TOT	AVG								
FIU	11/06/2023	*	29:16	3-7	.429	0-1	.000	2-3	.667	2	3	5	5.0	2	5	2	0	3	8	8.0	
at Miami (FL)	11/10/2023	*	18:03	1-6	.167	0-0	.000	0-2	.000	2	2	4	4.5	4	1	4	0	0	2	5.0	
Cal St. Fullerton	11/16/2023	*	29:24	3-9	.333	2-5	.400	1-2	.500	1	2	3	4.0	2	2	2	1	4	9	6.3	
vs South Dakota St.	11/19/2023	*	34:00	3-5	.600	0-0	.000	1-2	.500	1	3	4	4.0	3	3	1	0	1	7	6.5	
vs Charlotte	11/20/2023	*	39:00	1-5	.200	0-0	.000	0-0	.000	1	3	4	4.0	4	2	2	3	0	2	5.6	
Stetson	11/26/2023	*	34:08	4-9	.444	0-0	.000	3-3	1.000	0	1	1	3.5	4	0	3	0	1	11	6.5	
Lipscomb	12/02/2023	*	23:34	2-3	.667	0-1	.000	0-0	.000	0	2	2	3.3	1	2	3	0	1	4	6.1	
Jacksonville	12/06/2023	*	24:46	3-9	.333	0-3	.000	1-4	.250	1	3	4	3.4	4	3	0	1	3	7	6.3	
Ole Miss	12/10/2023	*	26:14	5-10	.500	0-2	.000	4-4	1.000	0	3	3	3.3	5	2	1	0	0	14	7.1	
Totals			8	258:25	25-63	.397	2-12	.167	12-20	.600	8	22	30	3.3	29	20	18	5	13	64	7.1

Player Averages

Games Played	Minutes/game	Points/game	FG Pct	3FG Pct	FT Pct	Rebounds/game	Assists/game	Turnovers/game	Assist/Turnover ratio	Steals/game	Blocks/game
9	28.7	7.1	39.7	16.7	60.0	3.3	2.2	2.0	1.1	1.4	0.6

Did You Know?

Major: Liberal Arts/Business
Favorite pro athlete: LeBron James
Favorite pro team: Dallas Mavericks
Favorite movie: Love and Basketball
Favorite TV show: Power
Favorite music artist: NBA Youngboy
Favorite food: Soul Food
Second favorite sport: Football
Favorite off-day activity: Stream video games
Fun fact: Played soccer in high school
Hidden talent: Can juggle

MISCELLANEOUS

Situation	'23-'24
Led team in scoring	-
Led team in rebounds	-
Led team in assists	3
Led team in blocks	1
Led team in steals	3
Double-Doubles	-
Double Figure Points	2
5+ Rebounds	1
Double Figure Rebounds	-
20-Point Games	-
30-Point Games	-
3+ Three Pointers	-
5+ Assists	1
3+ Steals	3
3+ Blocks	1

2023-24 GAME HIGHS

Points	14	Ole Miss (12/10/23)
Rebounds	5	FIU (11/6/23)
Assists	5	FIU (11/6/23)
Steals	4	Cal St. Fullerton (11/16/23)
Blocks	3	vs. Charlotte (11/20/23)
FGs Made	5	Ole Miss (12/10/23)
FGs Attempted	10	Ole Miss (12/10/23)
3-Pt. FGs Made	2	Cal St. Fullerton (11/16/23)
3-Pt. FGs Attempted	5	Cal St. Fullerton (11/16/23)
FTs Made	4	Ole Miss (12/10/23)
FTs Attempted	4	2x, last vs. Ole Miss (12/10/23)

SINGLE-GAME CAREER HIGHS

Points	34	at Denver (12/29/22)
Rebounds	9	Denver (1/28/23)
Assists	9	Calvary (12/4/21)
Steals	6	at North Dakota (1/19/23)
Blocks	3	2x, last vs. Charlotte (11/20/23)
FGs Made	12	at Denver (12/29/22)
FGs Attempted	29	at Denver (12/29/22)
3-Pt. FGs Made	3	at Denver (12/29/22)
3-Pt. FGs Attempted	8	at Denver (12/29/22)
FTs Made	11	Idaho St. (11/29/22)
FTs Attempted	16	at North Dakota St. (1/21/23)

CAREER STATS

SEASON	TEAM	GP-GS	MIN/AVG	Field Goals		3-Point		F-Throws		Rebounds				PF-FO		A		TO		BLK		STL		PTS		AVG
				FG-FGA	FG%	3FG-3FGA	3FG%	FT-FTA	FT%	OFF	DEF	TOT	AVG	PF	FO	A	TO	BLK	STL	PTS	AVG					
2021-22	KC	30-7	702/23.4	55-95	.579	0-15	.000	34-62	.548	22	65	87	2.9	107-9	65	30	14	26	144	4.8						
2022-23	KC	29-28	1006/34.7	172-415	.414	24-70	.343	125-174	.718	50	95	145	5.0	83-1	77	71	13	59	493	17.0						
2023-24	UCF	9-8	258/28.7	25-63	.397	2-12	.167	12-20	.600	8	22	30	3.3	29-1	20	18	5	13	64	7.1						
TOTAL FOR UCF		9-8	258/28.7	25-63	.397	2-12	.167	12-20	.600	8	22	30	3.3	29-1	20	18	5	13	64	7.1						
TOTAL		68-43	1966/28.9	252-573	.440	26-97	.268	171-256	.668	80	182	262	3.9	219-11	162	119	32	98	701	10.3						



3 Darius Johnson

Guard | Junior | 6-1 | 200
Boys, Md. | Episcopal (Va.)

JOHNSON NOTEBOOK

- Posted a career-high 25 points against Charlotte in the Jacksonville Classic championship game, also tallied career high marks in free throws made (10), free throw attempts (12), and field goals attempted (20)
- Later tied his career-high 25 points four games later against Ole Miss
- Reached 200 career assists with an assist against Miami on 11/10/23
- Posted 15 points, four rebounds and four assists in UCF's 2023-24 season opening victory over FIU
- Scored double digits in 14 games in 2022-23, including five with 15 or more.
- Posted a then-career high 24 points in just his second game of the 2022-23 season after missing the first five games due to injury
- Tallied two games with 10 assists (vs. Stetson, 12/21/22; vs. Tulsa 2/11/23), resulting in two double-doubles on the year

- Snatched a steal in all but four of his 25 games in 2022-23, started the year with 10 straight games with a steal
- Named to the AAC All-Freshman Team and earned a pair of AAC Freshman of the Week honors during his rookie campaign.
- Saw action in all 30 games for the Knights in 2021-22, the only freshman and one of four players to do so.
- Prior to arriving at UCF, he earned a four-star ranking by both ESPN and Rivals.
- Was ranked as the 108th best player in his recruiting class by Rivals, along with the 18th best going guard in the nation and the fourth best player from Virginia.
- Son of UCF Director of Player Development Kelvin Johnson.
- Brother Xavier plays at Southern Illinois, is currently a fifth-year guard and will be playing in his second season with the Salukis after spending three seasons at George Mason. Xavier was named to the MVC All-Defensive Team in 2022-23.

COLLEGE PATH

21-22: Freshman - UCF
22-23: Sophomore - UCF
23-24: Junior - UCF

SOCIAL MEDIA

@dariusjohnson3
@dariusjohnson3

CAREER HONORS

- All Freshman Team 2021-22
- 2x Rookie of the Week Jan. 24, 2022, Feb. 21, 2022
- 2x Weekly Honor Roll Dec. 26, Feb. 13

GAME-BY-GAME STATS

Opponent	Date	GS	MIN	Total		3-Pointers		Free throws		Rebounds				Points						
				FG-FGA	PCT	3FG-3FGA	PCT	FT-FTA	PCT	OFF	DEF	TOT	AVG	PF	A	TO	BLK	STL	PTS	AVG
FIU	11/06/2023	*	31:19	5-12	.417	3-8	.375	2-4	.500	1	3	4	4.0	3	4	6	0	2	15	15.0
at Miami (FL)	11/10/2023	*	36:37	6-16	.375	1-6	.167	0-0	.000	1	1	2	3.0	2	1	5	0	1	13	14.0
Cal St. Fullerton	11/16/2023	*	31:51	1-6	.167	1-2	.500	0-0	.000	0	4	4	3.3	1	3	2	0	1	3	10.3
vs South Dakota St.	11/19/2023	*	34:00	4-10	.400	0-3	.000	3-5	.600	0	3	3	3.3	4	4	2	0	4	11	10.5
vs Charlotte	11/20/2023	*	40:00	7-20	.350	1-6	.167	10-12	.833	0	6	6	3.8	2	4	5	0	3	25	13.4
Stetson	11/26/2023	*	36:33	4-13	.308	1-4	.250	6-6	1.000	1	4	5	4.0	4	7	4	0	2	15	13.7
Lipscomb	12/02/2023	*	30:30	7-12	.583	3-6	.500	2-2	1.000	0	5	5	4.1	2	3	3	0	2	19	14.4
Jacksonville	12/06/2023	*	11:47	2-5	.400	2-4	.500	0-0	.000	0	1	1	3.8	4	3	0	0	0	6	13.4
Ole Miss	12/10/2023	*	35:41	9-16	.563	2-5	.400	5-8	.625	0	1	1	3.4	2	3	4	1	5	25	14.7
Totals		9	288:18	45-110	.409	14-44	.318	28-37	.757	3	28	31	3.4	24	32	31	1	20	132	14.7

Player Averages

Games Played	Minutes/game	Points/game	FG Pct	3FG Pct	FT Pct	Rebounds/game	Assists/game	Turnovers/game	Assist/Turnover ratio	Steals/game	Blocks/game
9	32.0	14.7	40.9	31.8	75.7	3.4	3.6	3.4	1.0	2.2	0.1

Did You Know?

Major: Hospitality
 Favorite pro athlete(s): Damian Lillard, Kevin Durant, Steph Curry
 Favorite pro team: Washington Commanders
 Pre-game ritual: Nap
 Favorite movie(s): Rush Hour
 Favorite TV show: Power
 Favorite music artist: Youngboy
 Favorite food: Chicken
 Second favorite sport: Football
 Favorite off-day activity: Sleep
 Fun fact: Used to play lacrosse
 Hidden talent: Can sing

MISCELLANEOUS

Situation	'23-'24
Led team in scoring	3
Led team in rebounds	-
Led team in assists	7
Led team in blocks	-
Led team in steals	5
Double-Doubles	-
Double Figure Points	7
5+ Rebounds	3
Double Figure Rebounds	-
20-Point Games	2
30-Point Games	-
3+ Three Pointers	2
5+ Assists	1
3+ Steals	3
3+ Blocks	-

2023-24 GAME HIGHS

Points	25	2x, last vs. Ole Miss (12/10/23)
Rebounds	6	vs. Charlotte (11/20/23)
Assists	7	Stetson (11/26/23)
Steals	5	Ole Miss (12/10/23)
Blocks	1	Ole Miss (12/10/23)
FGs Made	9	Ole Miss (12/10/23)
FGs Attempted	20	vs. Charlotte (11/20/23)
3-Pt. FGs Made	3	2x, last vs. Lipscomb (12/2/23)
3-Pt. FGs Attempted	8	FIU (11/6/23)
FTs Made	10	vs. Charlotte (11/20/23)
FTs Attempted	12	vs. Charlotte (11/20/23)

SINGLE-GAME CAREER HIGHS

Points	25	2x, last vs. Ole Miss (12/10/23)
Rebounds	8	ECU (02/20/22)
Assists	10	2x, last vs. Tulsa (2/11/23)
Steals	7	at Wichita State (2/8/23)
Blocks	1	3x, last vs. Ole Miss (12/10/23)
FGs Made	9	2x, last vs. Ole Miss (12/10/23)
FGs Attempted	20	vs. Charlotte (11/20/23)
3-Pt. FGs Made	4	at ECU (01/18/22)
3-Pt. FGs Attempted	9	at Tulane (03/03/22)
FTs Made	10	vs. Charlotte (11/20/23)
FTs Attempted	12	vs. Charlotte (11/20/23)

CAREER STATS

SEASON	TEAM	GP-GS	MIN/AVG	Field Goals		3-Point		F-Throws		Rebounds				Scoring						
				FG-FGA	FG%	3FG-3FGA	3FG%	FT-FTA	FT%	OFF	DEF	TOT	AVG	PF-FO	A	TO	BLK	STL	PTS	AVG
2021-22	UCF	30-13	709/23.6	64-195	.328	26-87	.299	39-53	.736	16	84	100	3.3	62-2	89	59	1	30	193	6.4
2022-23	UCF	25-22	773/30.9	89-231	.385	28-104	.269	43-50	.860	17	59	76	3.0	65-4	106	61	2	55	249	10.0
2023-24	UCF	9-9	288/32.0	45-110	.409	14-44	.318	28-37	.757	3	28	31	3.4	24-0	32	31	1	20	132	14.7
TOTAL		64-44	1770/27.7	198-536	.369	68-235	.289	110-140	.786	36	171	207	3.2	151-6	227	151	4	105	574	9.0



4 Comeh Enuobor

Guard | Freshman | 6-5 | 205
Raleigh, N.C. | Brewster Academy

EMUOBOR NOTEBOOK

- Scored his first collegiate points on a three-pointer against Cal St. Fullerton on 11/16/23, added two free throws to tally five points in his third collegiate game.
- Made his collegiate debut in UCF's 2023-24 season opening win over FIU on 11/6/23, seeing 6:18 of game action and grabbing a rebound.
- A three-star small forward recruit ranked No. 7 in North Carolina and No. 41 at his position according to 247 Sports
- A top 200 national recruit according to 247 Sports' composite ranking
- Transferred to Brewster Academy in New Hampshire for his senior season
- Was North Carolina All-State in his sophomore and junior seasons, spending both at Ravenscroft High in Raleigh.
- Averaged 17.1 points, 8.0 rebounds and 3.5 assists per game in his junior year at Ravenscroft.
- Was named TISAC (Triangle Independent School Athletic Conference) MVP after his sophomore campaign
- Saw time on varsity his freshman season at Enloe High School, located in Raleigh, North Carolina.

GAME-BY-GAME STATS

Opponent	Date	GS	MIN	Total		3-Pointers		Free throws		Rebounds				PF	A	TO	BLK	STL	PTS	AVG
				FG-FGA	PCT	3FG-3FGA	PCT	FT-FTA	PCT	OFF	DEF	TOT	AVG							
FIU	11/06/2023		06:18	0-2	.000	0-1	.000	0-0	.000	0	1	1	1.0	1	0	0	0	0	0	0.0
at Miami (FL)	11/10/2023		02:06	0-1	.000	0-0	.000	0-0	.000	0	0	0	0.5	0	0	0	0	0	0	0.0
Cal St. Fullerton	11/16/2023		03:41	1-1	1.000	1-1	1.000	2-2	1.000	0	1	1	0.7	1	0	0	0	0	5	1.7
vs Charlotte	11/20/2023		04:00	0-1	.000	0-1	.000	0-0	.000	0	0	0	0.5	0	0	0	0	0	0	1.3
Lipscomb	12/02/2023		12:21	2-5	.400	1-1	1.000	0-0	.000	1	1	2	0.8	0	0	1	0	0	5	2.0
Jacksonville	12/06/2023		12:21	1-4	.250	0-1	.000	0-0	.000	0	3	3	1.2	2	1	0	0	1	2	2.0
Totals		0	40:47	4-14	.286	2-5	.400	2-2	1.000	1	6	7	1.2	4	1	1	0	1	12	2.0

COLLEGE PATH

23-24: Freshman - UCF

SOCIAL MEDIA

@comeh5
@comeh_enuobor

Did You Know?

- Major: Undecided
- Favorite pro athlete: Victor Oladipo
- Favorite pro team: Los Angeles Lakers
- Pre-game ritual: Nap
- Favorite movie: Madagascar
- Favorite TV show: Martin
- Favorite music artist: Drake
- Favorite food: Pasta
- Second favorite sport: Soccer
- Favorite off-day activity: Sleep
- Fun fact: Likes animals
- Hidden talent: Can dance

Player Averages

Games Played	Minutes/game	Points/game	FG Pct	3FG Pct	FT Pct	Rebounds/game	Assists/game	Turnovers/game	Assist/Turnover ratio	Steals/game	Blocks/game
6	6.8	2.0	28.6	40.0	100.0	1.2	0.2	0.2	1.0	0.2	0.0

MISCELLANEOUS

Situation	'23-'24
Led team in scoring	-
Led team in rebounds	-
Led team in assists	-
Led team in blocks	-
Led team in steals	-
Double-Doubles	-
Double Figure Points	-
5+ Rebounds	-
Double Figure Rebounds	-
20-Point Games	-
30-Point Games	-
3+ Three Pointers	-
5+ Assists	-
3+ Steals	-
3+ Blocks	-

2023-24 GAME HIGHS

Points	5	2x, last vs. Lipscomb (12/2/23)
Rebounds	3	Jacksonville (12/6/23)
Assists	1	Jacksonville (12/6/23)
Steals	1	Jacksonville (12/6/23)
Blocks	N/A	-
FGs Made	2	Lipscomb (12/2/23)
FGs Attempted	5	Lipscomb (12/2/23)
3-Pt. FGs Made	1	2x, last vs. Lipscomb (12/2/23)
3-Pt. FGs Attempted	1	5x, last vs. Jacksonville (12/6/23)
FTs Made	2	Cal St. Fullerton (11/16/23)
FTs Attempted	2	Cal St. Fullerton (11/16/23)

SINGLE-GAME CAREER HIGHS

Points	5	2x, last vs. Lipscomb (12/2/23)
Rebounds	3	Jacksonville (12/6/23)
Assists	1	Jacksonville (12/6/23)
Steals	1	Jacksonville (12/6/23)
Blocks	N/A	-
FGs Made	2	Lipscomb (12/2/23)
FGs Attempted	5	Lipscomb (12/2/23)
3-Pt. FGs Made	1	2x, last vs. Lipscomb (12/2/23)
3-Pt. FGs Attempted	1	5x, last vs. Jacksonville (12/6/23)
FTs Made	2	Cal St. Fullerton (11/16/23)
FTs Attempted	2	Cal St. Fullerton (11/16/23)

CAREER STATS

SEASON	TEAM	GP-GS	MIN/AVG	Field Goals		3-Point		F-Throws		Rebounds				Scoring						
				FG-FGA	FG%	3FG-3FGA	3FG%	FT-FTA	FT%	OFF	DEF	TOT	AVG	PF-FO	A	TO	BLK	STL	PTS	AVG
2023-24	UCF	6-0	41/6.8	4-14	.286	2-5	.400	2-2	1.000	1	6	7	1.2	4-0	1	1	0	1	12	2.0
TOTAL		6-0	41/6.8	4-14	.286	2-5	.400	2-2	1.000	1	6	7	1.2	4-0	1	1	0	1	12	2.0



5 Omar Payne

Forward | Fifth Year | 6-10 | 228
Kissimmee, Fla. | Montverde Academy | Jacksonville/Illinois/Florida

PAYNE NOTEBOOK

- Snatched a career-high three steals against South Dakota St. (11/19/23)
- Played 15 minutes in his UCF debut on 11/6/23, snagging a team-leading six rebounds, sinking four points, swatting two blocks and adding a steal
- Led Jacksonville in field goal percentage (.598) and blocks (26) last season
- Played in 25 games with Jacksonville last season, starting nine
- Scored double-digits twice last season with Jacksonville
- Recorded second career double-double, with 17 points and 10 rebounds vs. Voorhees
- Was on NCAA Tournament teams with Illinois (2021-22) and Florida (2020-21)
- Three points in NCAA Tournament first-round win over Chattanooga (3/18/22) with Illinois
- Helped Montverde to a 22-3 record and a semifinal appearance in the GEICO Nationals in the 2018-19 season
- Prior to enrolling at Montverde Academy for his senior year, played at Osceola High School in Kissimmee, Florida for three years and helped the team to the 2017 Class 9A state championship and a 28-2 record
- Top-50 recruit in Class of 2019 ranked No. 44 by ESPN and No. 45 by 247Sports Composite

COLLEGE PATH

19-20: Freshman - Florida
20-21: Sophomore - Florida
21-22: Junior - Illinois
22-23: Senior - Jacksonville
23-24: 5th Year - UCF

SOCIAL MEDIA

@ogomarpayne
@ogomarpayne

Did You Know?

- Major: Communications
- Favorite pro athlete: LeBron James
- Favorite pro team: Miami Heat
- Pre-game ritual: Listen to music
- Favorite movie: The Conjuring
- Favorite TV show: Family Guy
- Favorite music artist: Kodak Black
- Favorite food: Lasagna
- Second favorite sport: Football
- Favorite off-day activity: Playing NBA 2K
- Fun fact: Elite NBA 2K player
- Hidden talent: Excellent chef

GAME-BY-GAME STATS

Opponent	Date	GS	MIN	Total		3-Pointers		Free throws		Rebounds				PF	A	TO	BLK	STL	PTS	AVG
				FG-FGA	PCT	3FG-3FGA	PCT	FT-FTA	PCT	OFF	DEF	TOT	AVG							
FIU	11/06/2023	*	15:05	1-2	.500	0-0	.000	2-2	1.000	2	4	6	6.0	5	0	0	2	1	4	4.0
at Miami (FL)	11/10/2023	*	15:43	2-2	1.000	0-0	.000	0-0	.000	1	4	5	5.5	5	0	0	1	0	4	4.0
Cal St. Fullerton	11/16/2023	*	13:26	1-2	.500	0-0	.000	2-4	.500	1	2	3	4.7	3	0	1	0	1	4	4.0
vs South Dakota St.	11/19/2023	*	20:00	4-4	1.000	0-0	.000	2-2	1.000	1	2	3	4.3	1	0	0	2	3	10	5.5
vs Charlotte	11/20/2023	*	13:00	2-5	.400	0-0	.000	2-2	1.000	1	1	2	3.8	3	0	1	2	2	6	5.6
Stetson	11/26/2023	*	17:39	1-1	1.000	0-0	.000	2-2	1.000	0	1	1	3.3	3	0	0	1	0	4	5.3
Lipscomb	12/02/2023	*	04:20	1-1	1.000	0-0	.000	0-0	.000	0	0	0	2.9	4	0	0	0	0	2	4.9
Jacksonville	12/06/2023	*	17:59	2-4	.500	1-1	1.000	2-2	1.000	2	7	9	3.6	2	3	3	1	2	7	5.1
Ole Miss	12/10/2023	*	23:48	2-2	1.000	0-0	.000	2-4	.500	4	6	10	4.3	3	2	0	2	0	6	5.2
Totals			9	140:60	16-23	.696	1-1	1.000	14-18	.778	12	27	39	4.3	29	5	11	9	47	5.2

Player Averages

Games Played	Minutes/game	Points/game	FG Pct	3FG Pct	FT Pct	Rebounds/game	Assists/game	Turnovers/game	Assist/Turnover ratio	Steals/game	Blocks/game
9	15.7	5.2	69.6	100.0	77.8	4.3	0.6	0.6	1.0	1.0	1.2

MISCELLANEOUS

Situation	'23-'24
Led team in scoring	-
Led team in rebounds	2
Led team in assists	1
Led team in blocks	2
Led team in steals	-
Double-Doubles	-
Double Figure Points	1
5+ Rebounds	4
Double Figure Rebounds	1
20-Point Games	-
30-Point Games	-
3+ Three Pointers	-
5+ Assists	-
3+ Steals	1
3+ Blocks	-

2023-24 GAME HIGHS

Points	10	vs. South Dakota St. (11/19/23)
Rebounds	10	Ole Miss (12/10/23)
Assists	3	Jacksonville (12/6/23)
Steals	3	vs. South Dakota St. (11/19/23)
Blocks	2	3x, last vs. Ole Miss (12/10/23)
FGs Made	4	vs. South Dakota St. (11/19/23)
FGs Attempted	5	vs. Charlotte (11/20/23)
3-Pt. FGs Made	1	Jacksonville (12/6/23)
3-Pt. FGs Attempted	1	Jacksonville (12/6/23)
FTs Made	2	7x, last vs. Ole Miss (12/10/23)
FTs Attempted	4	2x, last vs. Ole Miss (12/10/23)

SINGLE-GAME CAREER HIGHS

Points	19	Auburn (1/18/20)
Rebounds	11	Auburn (1/18/20)
Assists	3	2x, last vs. Jacksonville (12/6/23)
Steals	3	vs. South Dakota St. (11/19/23)
Blocks	5	Tennessee (1/19/21)
FGs Made	9	Auburn (1/18/20)
FGs Attempted	10	Voorhees (11/20/22)
3-Pt. FGs Made	1	2x, last vs. Jacksonville (12/6/23)
3-Pt. FGs Attempted	1	2x, last vs. Jacksonville (12/6/23)
FTs Made	4	at Nebraska (1/11/22)
FTs Attempted	6	Voorhees (11/20/22)

CAREER STATS

SEASON	TEAM	GP-GS	MIN/AVG	Field Goals		3-Point		F-Throws		Rebounds				Scoring						
				FG-FGA	FG%	3FG-3FGA	3FG%	FT-FTA	FT%	OFF	DEF	TOT	AVG	PF-FO	A	TO	BLK	STL	PTS	AVG
2019-20	UF	30-7	452/15.1	51-83	.614	0-0	.000	13-35	.371	54	53	107	3.6	66-1	7	18	34	8	115	3.8
2020-21	UF	24-8	375/15.6	39-52	.750	0-0	.000	12-21	.571	29	47	76	3.2	58-0	9	14	29	10	90	3.8
2021-22	Illini	32-3	240/7.5	21-34	.618	0-0	.000	15-28	.536	19	34	53	1.7	58-1	5	18	24	3	57	1.8
2022-23	Jville	25-9	424/17.0	52-87	.598	1-1	1.000	15-26	.577	23	57	80	3.2	41-0	13	20	26	8	120	4.8
2023-24	UCF	9-9	141/15.7	16-23	.696	1-1	1.000	14-18	.778	12	27	39	4.3	29-2	5	5	11	9	47	5.2
TOTAL FOR UCF		9-9	141/15.7	16-23	.696	1-1	1.000	14-18	.778	12	27	39	4.3	29-2	5	5	11	9	47	5.2
TOTAL		120-36	1632/13.6	179-279	.642	2-2	1.000	69-128	.539	137	218	355	3.0	252-4	39	75	124	38	429	3.6



10 Mintautas Mockus

Guard/Forward | Freshman | 6-7 | 191
Klaipeda, Lithuania | Klaipeda Vetrunges Gym

MOCKUS NOTEBOOK

- Made his UCF debut in the team's 11/6/23 season opener against FIU, playing seven minutes, scoring two points while grabbing a rebound and steal
- Was the leading scorer among all attendees at the NBA Academy Games in July 2023 in Atlanta, Georgia
- Played in international basketball leagues from 2020-23 in Lithuania and Spain
- Played in the top two leagues in Lithuania, playing 25 games in the Lithuanian Basketball League with Prienai and 40 in the second tier for Kretingos Kretinga and Klaipedos Neptunas-Akvaservis
- Remained in his home country into 2023 and made the jump to the third tier of

Spanish basketball, LEB Plata, and played in nine contests for Clinica Ponferrada

- Was a member of the U18 Lithuania national team for the 2021 FIBA U18 European Challengers tournament; playing in five games, averaging 9.0 points, 6.8 rebounds and 4.4 assists while averaging nearly 22.5 minutes while shooting 40.6% from the field

COLLEGE PATH

23-24: Freshman - UCF

SOCIAL MEDIA

@mintas12
@MintasMoc

Did You Know?

- Major: Communications
- Favorite pro athlete: Luka Doncic
- Favorite pro team: Milwaukee Bucks
- Pre-game ritual: Listen to music
- Favorite movie: The Batman
- Favorite TV show: Stranger Things
- Favorite music artist: Tyler the Creator
- Favorite food: Chinese Food
- Second favorite sport: Soccer
- Favorite off-day activity: Video games
- Fun fact: Likes to swim
- Hidden talent: Can speak four languages

MISCELLANEOUS

Situation	'23-'24
Led team in scoring	-
Led team in rebounds	-
Led team in assists	-
Led team in blocks	-
Led team in steals	-
Double-Doubles	-
Double Figure Points	-
5+ Rebounds	-
Double Figure Rebounds	-
20-Point Games	-
30-Point Games	-
3+ Three Pointers	-
5+ Assists	-
3+ Steals	-
3+ Blocks	-

GAME-BY-GAME STATS

Opponent	Date	GS	MIN	Total		3-Pointers		Free throws		Rebounds				PF	A	TO	BLK	STL	PTS	AVG
				FG-FGA	PCT	3FG-3FGA	PCT	FT-FTA	PCT	OFF	DEF	TOT	AVG							
FIU	11/06/2023		07:00	1-4	.250	0-3	.000	0-0	.000	1	0	1	1.0	2	0	0	0	1	2	2.0
at Miami (FL)	11/10/2023		01:38	0-0	.000	0-0	.000	0-0	.000	0	0	0	0.5	1	0	1	0	0	0	1.0
Cal St. Fullerton	11/16/2023		03:41	0-1	.000	0-1	.000	0-0	.000	0	1	1	0.7	0	0	0	0	0	0	0.7
vs Charlotte	11/20/2023		02:00	0-1	.000	0-1	.000	0-0	.000	0	1	1	0.8	0	0	0	0	0	0	0.5
Lipscomb	12/02/2023		02:46	0-1	.000	0-0	.000	0-0	.000	0	1	1	0.8	0	0	1	0	0	0	0.4
Jacksonville	12/06/2023		03:16	1-1	1.000	1-1	1.000	0-1	.000	0	1	1	0.8	0	0	0	0	0	3	0.8
Totals		0	20:21	2-8	.250	1-6	.167	0-1	.000	1	4	5	0.8	3	0	2	0	1	5	0.8

Player Averages

Games Played	Minutes/game	Points/game	FG Pct	3FG Pct	FT Pct	Rebounds/game	Assists/game	Turnovers/game	Assist/Turnover ratio	Steals/game	Blocks/game
6	3.4	0.8	25.0	16.7	0.0	0.8	0.0	0.3	0.0	0.2	0.0

2023-24 GAME HIGHS

Points	3	Jacksonville (12/6/23)
Rebounds	1	5x, last vs. Jacksonville (12/6/23)
Assists	N/A	-
Steals	1	FIU (11/6/23)
Blocks	N/A	-
FGs Made	1	2x, last vs. Jacksonville (12/6/23)
FGs Attempted	4	FIU (11/6/23)
3-Pt. FGs Made	1	Jacksonville (12/6/23)
3-Pt. FGs Attempted	3	FIU (11/6/23)
FTs Made	N/A	-
FTs Attempted	1	Jacksonville (12/6/23)

SINGLE-GAME CAREER HIGHS

Points	3	Jacksonville (12/6/23)
Rebounds	1	5x, last vs. Jacksonville (12/6/23)
Assists	N/A	-
Steals	1	FIU (11/6/23)
Blocks	N/A	-
FGs Made	1	2x, last vs. Jacksonville (12/6/23)
FGs Attempted	4	FIU (11/6/23)
3-Pt. FGs Made	1	Jacksonville (12/6/23)
3-Pt. FGs Attempted	3	FIU (11/6/23)
FTs Made	N/A	-
FTs Attempted	1	Jacksonville (12/6/23)

CAREER STATS

SEASON	TEAM	GP-GS	MIN/AVG	Field Goals		3-Point		F-Throws		Rebounds				PF	FO	A	TO	BLK	STL	Scoring	
				FG-FGA	FG%	3FG-3FGA	3FG%	FT-FTA	FT%	OFF	DEF	TOT	AVG							PTS	AVG
2023-24	UCF	6-0	20/3.4	2-8	.250	1-6	.167	0-1	.000	1	4	5	0.8	3-0	0	2	0	1	5	0.8	
TOTAL		6-0	20/3.4	2-8	.250	1-6	.167	0-1	.000	1	4	5	0.8	3-0	0	2	0	1	5	0.8	



11 Ibrahima Diallo

Forward | 5th Year | 7-0 | 246

Saly, Senegal | Prolific Prep (Calif.) | San Jose State/Ohio State

DIALLO NOTEBOOK

- Earned his first double-double as a Knight with 10 points and 14 rebounds against Charlotte in the Jacksonville Classic; added three blocks and three steals.
- Led UCF in rebounding and blocks with eight and five respectively against Cal St. Fullerton on 11/16/23, a game where UCF held the Titans to 44 points.
- Played in 11 minutes in UCF's 11/6/23 season opener, leading the team with three blocks, tallying seven points and three rebounds
- Started all 35 games at center in 2022-23 and averaged 6.0 points and 6.0 rebounds per game
- One of the nation's best players in blocking shots at 1.66 pg, ranking 51st in the country
- Set the Provident Credit Union Event Center (San Jose State's home arena)

- record with eight blocks in the win over Alabama State
- Third on San Jose State's single-season blocked shots list with 58, a mark that ranked him 40th nationally
- Ranked seventh in all-time blocked shots prior to leaving San Jose State with 78 in 48 games played
- His eight blocks against Alabama State were tied for the second-highest total in a game in 2022-23
- Played a total of 13 games, seeing 51 minutes of action in his freshman and sophomore seasons at Ohio State
- Arrived in the United States from Senegal in 2016, while he was in high school

COLLEGE PATH

19-20: Freshman - Ohio State
 20-21: Sophomore - Ohio State
 21-22: Junior - San Jose State
 22-23: Senior - San Jose State
23-24: 5th Year - UCF

SOCIAL MEDIA

@ibrahimaa_diallo
 @ibrahimadiallo

Did You Know?

- Major: Communications
- Favorite pro athlete: Joel Embiid
- Favorite pro team: Los Angeles Lakers
- Pre-game ritual: Pray, talk to parents, nap, eat and listen to music
- Favorite movie: Black Panther
- Favorite TV show: Money Heist
- Favorite music artist: Burna Boy
- Favorite food: Jollof Rice
- Second favorite sport: Soccer
- Favorite off-day activity: Sleeping and watching Disney+
- Hidden talent: Very good at soccer

GAME-BY-GAME STATS

Opponent	Date	GS	MIN	Total		3-Pointers		Free throws		Rebounds				PF	A	TO	BLK	STL	PTS	AVG	
				FG-FGA	PCT	3FG-3FGA	PCT	FT-FTA	PCT	OFF	DEF	TOT	AVG								
FIU	11/06/2023		10:37	3-4	.750	0-0	.000	1-1	1.000	1	2	3	3.0	0	0	0	3	1	7	7.0	
at Miami (FL)	11/10/2023		24:17	4-5	.800	0-0	.000	1-2	.500	2	2	4	3.5	2	1	0	1	0	9	8.0	
Cal St. Fullerton	11/16/2023		22:53	4-7	.571	0-0	.000	0-0	.000	1	7	8	5.0	2	1	0	5	1	8	8.0	
vs South Dakota St.	11/19/2023		15:00	3-4	.750	0-0	.000	0-0	.000	0	5	5	5.0	5	0	1	3	0	6	7.5	
vs Charlotte	11/20/2023		29:00	4-7	.571	0-0	.000	2-4	.500	6	8	14	6.8	2	0	1	3	3	10	8.0	
Stetson	11/26/2023		16:19	1-3	.333	0-0	.000	2-8	.250	1	4	5	6.5	1	0	2	2	0	4	7.3	
Lipscomb	12/02/2023		21:06	2-3	.667	0-0	.000	1-4	.250	4	5	9	6.9	2	0	3	1	1	5	7.0	
Jacksonville	12/06/2023		07:46	1-1	1.000	0-0	.000	1-2	.500	2	2	4	6.5	2	1	1	2	0	3	6.5	
Ole Miss	12/10/2023		13:09	0-2	.000	0-0	.000	1-2	.500	3	0	3	6.1	3	0	2	1	1	1	5.9	
Totals			0	160:07	22-36	.611	0-0	.000	9-23	.391	20	35	55	6.1	19	3	10	21	7	53	5.9

Player Averages

Games Played	Minutes/game	Points/game	FG Pct	3FG Pct	FT Pct	Rebounds/game	Assists/game	Turnovers/game	Assist/Turnover ratio	Steals/game	Blocks/game
9	17.8	5.9	61.1	0.0	39.1	6.1	0.3	1.1	0.3	0.8	2.3

MISCELLANEOUS

Situation	'23-'24
Led team in scoring	-
Led team in rebounds	4
Led team in assists	1
Led team in blocks	7
Led team in steals	-
Double-Doubles	1
Double Figure Points	1
5+ Rebounds	5
Double Figure Rebounds	1
20-Point Games	-
30-Point Games	-
3+ Three Pointers	-
5+ Assists	-
3+ Steals	1
3+ Blocks	4

2023-24 GAME HIGHS


Points	10	vs. Charlotte (11/20/23)
Rebounds	14	vs. Charlotte (11/20/23)
Assists	1	3x, last vs. Jacksonville (12/6/23)
Steals	3	vs. Charlotte (11/20/23)
Blocks	5	Cal St. Fullerton (11/16/23)
FGs Made	4	3x, last vs. Charlotte (11/20/23)
FGs Attempted	7	2x, last vs. Charlotte (11/20/23)
3-Pt. FGs Made	N/A	-
3-Pt. FGs Attempted	N/A	-
FTs Made	2	2x, last vs. Stetson (11/26/23)
FTs Attempted	8	Stetson (11/26/23)

SINGLE-GAME CAREER HIGHS

Points	16	at California Baptist (11/18/21)
Rebounds	15	Boise State (2/25/23)
Assists	3	at Santa Clara (12/10/22)
Steals	3	2x, last vs. Charlotte (11/20/23)
Blocks	8	Alabama State (11/15/22)
FGs Made	7	2x, last vs. New Mexico (2/20/22)
FGs Attempted	11	New Mexico (2/20/22)
3-Pt. FGs Made	N/A	-
3-Pt. FGs Attempted	1	at Utah State (1/21/23)
FTs Made	7	Northern Colorado (11/23/21)
FTs Attempted	8	2x, last vs. Stetson (11/26/23)

CAREER STATS

SEASON	TEAM	GP-GS	MIN/AVG	Field Goals		3-Point		F-Throws		Rebounds				Scoring						
				FG-FGA	FG%	3FG-3FGA	3FG%	FT-FTA	FT%	OFF	DEF	TOT	AVG	PF-FO	A	TO	BLK	STL	PTS	AVG
2019-20	OSU	8-0	41/5.2	5-13	.385	0-0	.000	0-2	.000	8	7	15	1.9	6-0	0	4	3	0	10	1.3
2020-21	OSU	5-0	10/2.1	0-2	.000	0-0	.000	1-4	.250	3	1	4	0.8	0-0	0	0	1	0	1	0.2
2021-22	SJSU	13-12	287/22.1	44-88	.500	0-0	.000	13-36	.361	35	59	94	7.2	44-3	2	31	20	11	101	7.8
2022-23	SJSU	35-35	609/17.4	88-150	.587	0-1	.000	35-67	.522	77	133	210	6.0	89-1	16	41	58	12	211	6.0
2023-24	UCF	9-0	160/17.8	22-36	.611	0-0	.000	9-23	.391	20	35	55	6.1	19-1	3	10	21	7	53	5.9
TOTAL FOR UCF		9-0	160/17.8	22-36	.611	0-0	.000	9-23	.391	20	35	55	6.1	19-1	3	10	21	7	53	5.9
TOTAL		70-47	1108/15.8	159-289	.550	0-1	.000	58-132	.439	143	235	378	5.4	158-5	21	86	103	30	376	5.4



12 DeMarr Langford Jr.

Guard | Senior | 6-5 | 230
Worcester, Mass. | Brewster Academy | Boston College

LANGFORD NOTEBOOK

- Made his UCF debut in the team's 11/6/23 season opening victory over FIU, getting the start and playing in 27 minutes, earning five points and two steals
- Played in 23 games, starting in 15 and playing 651 minutes in 2022-23 for Boston College
- Averaged 7.0 points per game and shot 44.2% (65-for-147) from the field and added 2.8 rebounds and 1.8 assists per game
- Scored a season-high 20 points on the road at No. 16 Miami on 1/11/23
- Had seven games in which he scored double-digit points in 2022-23
- Played in 32 games, starting in 30 and averaging 34.7 minutes per game in 2021-22 for Boston College; had 19 games in double-digit scoring.
- Averaged 11.3 points per game and shot 45.6% (140-for-307) from the field, both career highs; also averaged 4.8 rebounds and 2.3 assists per game
- Scored a career-high 23 points against Notre Dame on 2/16/22
- Was a consensus top-100 rated recruit; ranked 97th on ESPN 100 list, ranking third among all players in New Hampshire
- Younger brother of former Providence and Boston College guard Makai Ashton-Langford, spending two seasons with Providence from 2017-19 and four with Boston College from 2019-23, finishing his career with 142 games played and a 39.7% clip from the field, averaging 8.3 points per game

COLLEGE PATH

20-21: Freshman - Boston College
21-22: Sophomore - Boston College
22-23: Junior - Boston College
23-24: Senior - UCF

SOCIAL MEDIA

@demarrlangford_jr
@langford_demarr

Did You Know?

Major: Communications
Favorite pro athlete: Russell Westbrook
Favorite pro team: Baltimore Ravens
Pre-game ritual: Listen to music and eat cereal
Favorite movie: The SpongeBob Movie
Favorite TV show: Family Guy
Favorite music artist: Juice Wrld
Favorite food: His mom's mac and cheese
Second favorite sport: Football
Favorite off-day activity: Sleeping
Fun fact: Thinks if he grew up in a warmer state he'd be playing football
Hidden talent: Enjoys fishing

GAME-BY-GAME STATS

Opponent	Date	GS	MIN	Total		3-Pointers		Free throws		Rebounds					PTS			AVG		
				FG-FGA	PCT	3FG-3FGA	PCT	FT-FTA	PCT	OFF	DEF	TOT	AVG	PF	A	TO	BLK		STL	
FIU	11/06/2023	*	26:06	2-4	.500	0-0	.000	1-4	.250	0	1	1	1.0	3	3	0	0	2	5	5.0
at Miami (FL)	11/10/2023	*	25:21	2-8	.250	0-0	.000	0-0	.000	0	2	2	1.5	1	1	2	0	3	4	4.5
Cal St. Fullerton	11/16/2023	*	07:21	0-0	.000	0-0	.000	0-0	.000	0	0	0	1.0	0	0	1	0	0	0	3.0
Jacksonville	12/06/2023		11:50	3-4	.750	0-0	.000	1-2	.500	1	0	1	1.0	1	0	0	0	7	4.0	
Ole Miss	12/10/2023		05:24	0-0	.000	0-0	.000	0-0	.000	0	1	1	1.0	1	0	2	0	0	0	3.2
Totals		3	76:02	7-16	.438	0-0	.000	2-6	.333	1	4	5	1.0	6	4	5	0	5	16	3.2

Player Averages

Games Played	Minutes/game	Points/game	FG Pct	3FG Pct	FT Pct	Rebounds/game	Assists/game	Turnovers/game	Assist/Turnover ratio	Steals/game	Blocks/game
5	15.2	3.2	43.8	0.0	33.3	1.0	0.8	1.0	0.8	1.0	0.0

MISCELLANEOUS

Situation	'23-'24
Led team in scoring	-
Led team in rebounds	-
Led team in assists	-
Led team in blocks	-
Led team in steals	1
Double-Doubles	-
Double Figure Points	-
5+ Rebounds	-
Double Figure Rebounds	-
20-Point Games	-
30-Point Games	-
3+ Three Pointers	-
5+ Assists	-
3+ Steals	1
3+ Blocks	-

2023-24 GAME HIGHS

Points	7	Jacksonville (12/6/23)
Rebounds	2	at Miami (11/10/23)
Assists	3	FIU (11/6/23)
Steals	3	at Miami (11/10/23)
Blocks	N/A	-
FGs Made	3	Jacksonville (12/6/23)
FGs Attempted	8	at Miami (11/10/23)
3-Pt. FGs Made	N/A	-
3-Pt. FGs Attempted	N/A	-
FTs Made	1	2x, last vs. Jacksonville (12/6/23)
FTs Attempted	4	FIU (11/6/23)

SINGLE-GAME CAREER HIGHS

Points	23	at Notre Dame (2/16/22)
Rebounds	11	Clemson (2/26/22)
Assists	8	Notre Dame (1/3/23)
Steals	4	2x, last at NC State (2/23/22)
Blocks	3	at Clemson (1/15/22)
FGs Made	10	2x, last at Miami (1/11/23)
FGs Attempted	15	Pittsburgh (1/30/22)
3-Pt. FGs Made	1	16x, last vs. Virginia (2/22/23)
3-Pt. FGs Attempted	5	Villanova (12/20/22)
FTs Made	9	Notre Dame (2/27/21)
FTs Attempted	11	Notre Dame (2/27/21)

CAREER STATS

SEASON	TEAM	GP-GS	MIN/AVG	Field Goals		3-Point		F-Throws		Rebounds				Scoring						
				FG-FGA	FG%	3FG-3FGA	3FG%	FT-FTA	FT%	OFF	DEF	TOT	AVG	PF-FO	A	TO	BLK	STL	PTS	AVG
2020-21	BC	18-9	459/25.5	39-95	.411	4-17	.235	39-52	.750	27	49	76	4.2	24-0	25	35	0	20	121	6.7
2021-22	BC	32-30	1110/34.7	140-307	.456	7-26	.269	75-112	.670	48	107	155	4.8	40-0	73	49	16	35	362	11.3
2022-23	BC	23-15	651/28.3	65-147	.442	5-19	.263	25-35	.714	21	43	64	2.8	32-1	42	36	6	10	160	7.0
2023-24	UCF	5-3	76/15.2	7-16	.438	0-0	.000	2-6	.333	1	4	5	1.0	6-0	4	5	0	5	16	3.2
TOTAL FOR UCF		5-3	76/15.2	7-16	.438	0-0	.000	2-6	.333	1	4	5	1.0	6-0	4	5	0	5	16	3.2
TOTAL		78-57	2296/29.4	251-565	.444	16-62	.258	141-205	.688	97	203	300	3.8	102-1	144	125	22	70	659	8.4



13 Marchelus Avery

Forward | Senior | 6-7 | 210
 Richmond, Va. | Central Pointe Post Grad
 New Mexico State/Northwest Florida State

AVERY NOTEBOOK

- Impressed in his second outing as a Knight, scoring 22 points while making a career-high four three pointers; added two assists and a block
- Made his UCF debut on 11/16/23 against Cal St. Fullerton, scoring nine points while tallying four rebounds and a block in 14 minutes.
- Started seven games for New Mexico State in 2022-23, including five straight contests between December 18-31
- Averaged 8.2 points per game and 4.5 rebounds per game for the Aggies in 2022-23
- Poured in a career-high 26 points versus Northern New Mexico on 11-14 (78.6%) shooting from the floor
- Finished with double-digits in the scoring column on seven occasions
- Posted double-doubles versus North Carolina A&T (20 points, 10 rebounds) and at Stephen F. Austin (16 points, 10 rebounds)
- Took part in 23 games in 2021-22 and averaged 4.1 points, 2.5 rebounds and 0.6 assists in 11.1 minutes per game; finished season with shooting splits of .446/.313/.667

COLLEGE PATH

20-21: Freshman - NW Florida State
 21-22: Sophomore - New Mexico State
 22-23: Junior - New Mexico State
 23-24: Senior - UCF

SOCIAL MEDIA

@chiaveryy
 @Ballout_chi

GAME-BY-GAME STATS

Opponent	Date	GS	MIN	Total		3-Pointers		Free throws		Rebounds				PF	A	TO	BLK	STL	PTS	AVG
				FG-FGA	PCT	3FG-3FGA	PCT	FT-FTA	PCT	OFF	DEF	TOT	AVG							
Cal St. Fullerton	11/16/2023		14:01	4-8	.500	1-3	.333	0-2	.000	1	3	4	4.0	1	1	0	1	0	9	9.0
vs South Dakota St.	11/19/2023		30:00	7-16	.438	4-9	.444	4-4	1.000	0	2	2	3.0	2	2	1	1	0	22	15.5
vs Charlotte	11/20/2023		26:00	3-7	.429	0-2	.000	1-2	.500	1	6	7	4.3	1	1	1	0	7	12.7	
Stetson	11/26/2023		24:51	2-10	.200	1-2	.500	2-2	1.000	3	2	5	4.5	2	3	1	0	0	7	11.3
Lipscomb	12/02/2023	*	25:06	4-9	.444	3-6	.500	1-1	1.000	0	6	6	4.8	1	1	0	2	1	12	11.4
Jacksonville	12/06/2023		18:38	4-7	.571	3-4	.750	1-2	.500	2	2	4	4.7	0	1	0	0	1	12	11.5
Ole Miss	12/10/2023		28:22	2-8	.250	2-6	.333	2-2	1.000	3	1	4	4.6	3	0	0	0	3	8	11.0
Totals		1	166:58	26-65	.400	14-32	.438	11-15	.733	10	22	32	4.6	10	9	3	5	5	77	11.0

Player Averages

Games Played	Minutes/game	Points/game	FG Pct	3FG Pct	FT Pct	Rebounds/game	Assists/game	Turnovers/game	Assist/Turnover ratio	Steals/game	Blocks/game
7	23.9	11.0	40.0	43.8	73.3	4.6	1.3	0.4	3.0	0.7	0.7

Did You Know?

- Major: Interdisciplinary Studies
- Favorite pro athlete: Derrick Rose
- Favorite pro team: Los Angeles Lakers
- Pre-game ritual: Listen to music, eat, stretch
- Favorite movie: How High
- Favorite TV show: SpongeBob
- Favorite music artist: Babyface Ray
- Favorite food: Chicken nuggets
- Second favorite sport: Football
- Favorite off-day activity: Video games
- Fun fact: Knows how to play the piano
- Hidden talent: Playing football

MISCELLANEOUS

Situation	'23-'24
Led team in scoring	1
Led team in rebounds	-
Led team in assists	-
Led team in blocks	1
Led team in steals	-
Double-Doubles	-
Double Figure Points	3
5+ Rebounds	3
Double Figure Rebounds	-
20-Point Games	1
30-Point Games	-
3+ Three Pointers	3
5+ Assists	-
3+ Steals	1
3+ Blocks	-

2023-24 GAME HIGHS

Points	22	vs. South Dakota St. (11/19/23)
Rebounds	7	vs. Charlotte (11/20/23)
Assists	3	Stetson (11/26/23)
Steals	3	Ole Miss (12/10/23)
Blocks	2	Lipscomb (12/2/23)
FGs Made	7	vs. South Dakota St. (11/19/23)
FGs Attempted	16	vs. South Dakota St. (11/19/23)
3-Pt. FGs Made	4	vs. South Dakota St. (11/19/23)
3-Pt. FGs Attempted	9	vs. South Dakota St. (11/19/23)
FTs Made	4	vs. South Dakota St. (11/19/23)
FTs Attempted	4	vs. South Dakota St. (11/19/23)

SINGLE-GAME CAREER HIGHS

Points	26	Northern N.M. (12/18/22)
Rebounds	10	2x, last at SFA (1/4/23)
Assists	3	2x, last at Seattle (1/12/23)
Steals	3	Ole Miss (12/10/23)
Blocks	2	4x, last vs. Lipscomb (12/2/23)
FGs Made	11	Northern N.M. (12/18/22)
FGs Attempted	16	vs. South Dakota St. (11/19/23)
3-Pt. FGs Made	4	vs. South Dakota St. (11/19/23)
3-Pt. FGs Attempted	9	vs. South Dakota St. (11/19/23)
FTs Made	5	Texas Permian Basin (12/20/21)
FTs Attempted	7	Texas Permian Basin (12/20/21)

CAREER STATS

SEASON	TEAM	GP-GS	MIN/AVG	Field Goals		3-Point		F-Throws		Rebounds				Scoring						
				FG-FGA	FG%	3FG-3FGA	3FG%	FT-FTA	FT%	OFF	DEF	TOT	AVG	PF-FO	A	TO	BLK	STL	PTS	AVG
2021-22	NMSU	23-2	257/11.2	33-74	.446	10-32	.313	18-27	.667	21	36	57	2.5	20-0	13	13	7	11	94	4.1
2022-23	NMSU	21-7	388/18.5	65-137	.474	23-55	.418	20-32	.625	36	58	94	4.5	33-0	19	24	5	11	173	8.2
2023-24	UCF	7-1	167/23.9	26-65	.400	14-32	.438	11-15	.733	10	22	32	4.6	10-0	9	3	5	5	77	11.0
TOTAL FOR UCF		7-1	167/23.9	26-65	.400	14-32	.438	11-15	.733	10	22	32	4.6	10-0	9	3	5	5	77	11.0
TOTAL		51-10	812/15.9	124-276	.449	47-119	.395	49-74	.662	67	116	183	3.6	63-0	41	40	17	27	344	6.7



14 Michael Kalina

Guard | Redshirt Freshman | 6-1 | 174
Boca Raton, Fla. | North Broward Prep

KALINA NOTEBOOK

- Scored his first collegiate points against Jacksonville on 12/6/23, a three-pointer in the corner.
- Made his collegiate debut against Cal St. Fullerton, subbing in at the end of UCF's 72-44 victory.
- Played at North Broward Prep in Coconut Grove, Fla.
- Helped Eagles to 28-3 record, best in school history, as senior in 2021-22
- Helped North Broward Prep to #5 state ranking and regional semifinals of Florida 4A state tournament (before loss to Calgary Christian Academy and fellow UCF redshirt freshmen Tyler Hendricks and twin brother Taylor)
- Averaged 10.6 points, 4.1 rebounds, 4.6 assists, 1.9 steals as senior in 2021-22
- Earned first-team all-county and first-team all-district honors as junior in 2019-20
- Played for coach Casey Wohleb

COLLEGE PATH

22-23: Freshman - UCF
23-24: Redshirt Freshman - UCF

GAME-BY-GAME STATS

Opponent	Date	GS	MIN	Total		3-Pointers		Free throws		Rebounds				PF	A	TO	BLK	STL	PTS	AVG
				FG-FGA	PCT	3FG-3FGA	PCT	FT-FTA	PCT	OFF	DEF	TOT	AVG							
Cal St. Fullerton	11/16/2023		00:31	0-0	.000	0-0	.000	0-0	.000	0	0	0	0.0	0	0	0	0	0	0	0.0
Lipscomb	12/02/2023		01:37	0-1	.000	0-0	.000	0-0	.000	0	0	0	0.0	0	0	0	0	0	0.0	
Jacksonville	12/06/2023		02:03	1-1	1.000	1-1	1.000	0-0	.000	0	0	0	0.0	0	0	1	1	0	3	1.0
Totals		0	04:11	1-2	.500	1-1	1.000	0-0	.000	0	0	0	0.0	0	0	1	1	0	3	1.0

SOCIAL MEDIA

@michaelkalinaa
@michaelkalina9

Did You Know?

Major: Business
 Favorite pro athlete: Allen Iverson
 Favorite pro team: Philadelphia Eagles
 Pre-game ritual: Nap
 Favorite movie: Like Mike
 Favorite TV show: Prison Break
 Favorite music artist: Bryson Tiller
 Favorite food: Steak and mac & cheese
 Second favorite sport: Football
 Favorite off-day activity: Clothes shopping
 Fun fact: Tyler and Taylor Hendricks put an end to Michael's high school basketball career
 Hidden talent: Can do a backflip

Player Averages

Games Played	Minutes/game	Points/game	FG Pct	3FG Pct	FT Pct	Rebounds/game	Assists/game	Turnovers/game	Assist/Turnover ratio	Steals/game	Blocks/game
3	1.4	1.0	50.0	100.0	0.0	0.0	0.0	0.3	0.0	0.0	0.3

MISCELLANEOUS

Situation	'23-'24
Led team in scoring	-
Led team in rebounds	-
Led team in assists	-
Led team in blocks	-
Led team in steals	-
Double-Doubles	-
Double Figure Points	-
5+ Rebounds	-
Double Figure Rebounds	-
20-Point Games	-
30-Point Games	-
3+ Three Pointers	-
5+ Assists	-
3+ Steals	-
3+ Blocks	-

2023-24 GAME HIGHS

Points	3	Jacksonville (12/6/23)
Rebounds	N/A	-
Assists	N/A	-
Steals	N/A	-
Blocks	1	Jacksonville (12/6/23)
Field Goals Made	1	Jacksonville (12/6/23)
Field Goals Attempted	1	2x, last vs. Jacksonville (12/6/23)
3-Point Field Goals Made	1	Jacksonville (12/6/23)
3-Point Field Goals Attempted	1	Jacksonville (12/6/23)
Free Throws Made	N/A	-
Free Throws Attempted	N/A	-

SINGLE-GAME CAREER HIGHS

Points	3	Jacksonville (12/6/23)
Rebounds	N/A	-
Assists	N/A	-
Steals	N/A	-
Blocks	1	Jacksonville (12/6/23)
Field Goals Made	1	Jacksonville (12/6/23)
Field Goals Attempted	1	2x, last vs. Jacksonville (12/6/23)
3-Point Field Goals Made	1	Jacksonville (12/6/23)
3-Point Field Goals Attempted	1	Jacksonville (12/6/23)
Free Throws Made	N/A	-
Free Throws Attempted	N/A	-

CAREER STATS

SEASON	TEAM	GP-GS	MIN/AVG	Field Goals		3-Point		F-Throws		Rebounds				Scoring							
				FG-FGA	FG%	3FG-3FGA	3FG%	FT-FTA	FT%	OFF	DEF	TOT	AVG	PF	FO	A	TO	BLK	STL	PTS	AVG
2023-24	UCF	2-0	2/1.1	0-1	.000	0-0	.000	0-0	.000	0	0	0	0.0	0	0	0	0	0	0	0.0	
TOTAL		2-0	2/1.1	0-1	.000	0-0	.000	0-0	.000	0	0	0	0.0	0-0	0	0	0	0	0	0	0.0



15 Tyler Hendricks

Guard | Redshirt Freshman | 6-6 | 190

Fort Lauderdale, Fla. | Calvary Christian Academy

HENDRICKS NOTEBOOK

- Made his collegiate debut in UCF's 11/6/23 season opener, playing 14 minutes, tallying seven points and four rebounds
- Did not see game action during the 2022-23 season, earning a redshirt
- Was one of 12 sets of twins and one of 33 sets of brothers in NCAA Division I college basketball along with Taylor Hendricks in 2022-23
- ESPN and Rivals three-star prospect
- Played for Calvary Christian Academy in Fort Lauderdale, Fla.
- Led Calvary Christian to Florida 3A state championship as a junior and senior in 2020-21 and 2021-22

- Averaged 6.7 points and 3.3 rebounds as senior in 2021-22
- Averaged 5.3 points and 2.7 rebounds as junior in 2020-21
- Played for coach Cilk McSweeney

COLLEGE PATH

22-23: Freshman - UCF

23-24: Redshirt Freshman - UCF

SOCIAL MEDIA

@tylerxhendricks1
@tylerxhendricks

Did You Know?

- Major: Business
- Favorite pro athlete: Russell Westbrook
- Favorite pro team: Utah Jazz
- Pre-game ritual: Pray
- Favorite movie: Transformers
- Favorite TV show: Breaking Bad
- Favorite music artist: Drake
- Favorite food: Pizza
- Second favorite sport: Football
- Favorite off-day activity: Watching Netflix
- Fun fact: Football was the first sport he played
- Hidden talent: Can play piano

MISCELLANEOUS

Situation	'23-'24
Led team in scoring	-
Led team in rebounds	-
Led team in assists	-
Led team in blocks	-
Led team in steals	-
Double-Doubles	-
Double Figure Points	-
5+ Rebounds	-
Double Figure Rebounds	-
20-Point Games	-
30-Point Games	-
3+ Three Pointers	-
5+ Assists	-
3+ Steals	-
3+ Blocks	-

GAME-BY-GAME STATS

Opponent	Date	GS	MIN	Total		3-Pointers		Free throws		Rebounds				PF	A	TO	BLK	STL	PTS	AVG
				FG-FGA	PCT	3FG-3FGA	PCT	FT-FTA	PCT	OFF	DEF	TOT	AVG							
FIU	11/06/2023		14:16	3-4	.750	1-2	.500	0-0	.000	1	3	4	4.0	2	1	2	0	0	7	7.0
at Miami (FL)	11/10/2023		11:07	0-3	.000	0-1	.000	2-2	1.000	0	0	0	2.0	4	0	0	0	1	2	4.5
Cal St. Fullerton	11/16/2023		11:07	2-4	.500	0-2	.000	2-2	1.000	0	0	0	1.3	4	0	1	0	0	6	5.0
vs South Dakota St.	11/19/2023		12:00	2-3	.667	1-2	.500	0-0	.000	0	0	0	1.0	0	1	0	0	0	5	5.0
vs Charlotte	11/20/2023		07:00	0-0	.000	0-0	.000	0-0	.000	0	1	1	1.0	1	0	1	0	0	0	4.0
Stetson	11/26/2023		03:03	0-1	.000	0-1	.000	0-0	.000	0	0	0	0.8	2	0	1	0	0	0	3.3
Lipscomb	12/02/2023		09:51	2-4	.500	1-2	.500	0-0	.000	2	1	3	1.1	1	0	0	0	0	5	3.6
Jacksonville	12/06/2023		10:00	2-3	.667	2-3	.667	0-1	.000	1	2	3	1.4	0	0	1	0	1	6	3.9
Totals		0	78:24	11-22	.500	5-13	.385	4-5	.800	4	7	11	1.4	14	2	6	0	2	31	3.9

Player Averages

Games Played	Minutes/game	Points/game	FG Pct	3FG Pct	FT Pct	Rebounds/game	Assists/game	Turnovers/game	Assist/Turnover ratio	Steals/game	Blocks/game
8	9.8	3.9	50.0	38.5	80.0	1.4	0.3	0.8	0.3	0.3	0.0

2023-24 GAME HIGHS

Points	7	FIU (11/6/23)
Rebounds	4	FIU (11/6/23)
Assists	1	2x, last vs. South Dakota St. (11/19/23)
Steals	1	2x, last vs. Jacksonville (12/6/23)
Blocks	N/A	-
Field Goals Made	3	FIU (11/6/23)
Field Goals Attempted	4	3x, last vs. Lipscomb (12/2/23)
3-Point Field Goals Made	2	Jacksonville (12/6/23)
3-Point Field Goals Attempted	3	Jacksonville (12/6/23)
Free Throws Made	2	2x, last vs. Cal St. Fullerton (11/16/23)
Free Throws Attempted	2	2x, last vs. Cal St. Fullerton (11/16/23)

SINGLE-GAME CAREER HIGHS

Points	7	FIU (11/6/23)
Rebounds	4	FIU (11/6/23)
Assists	1	2x, last vs. South Dakota St. (11/19/23)
Steals	1	2x, last vs. Jacksonville (12/6/23)
Blocks	N/A	-
Field Goals Made	3	FIU (11/6/23)
Field Goals Attempted	4	3x, last vs. Lipscomb (12/2/23)
3-Point Field Goals Made	2	Jacksonville (12/6/23)
3-Point Field Goals Attempted	3	Jacksonville (12/6/23)
Free Throws Made	2	2x, last vs. Cal St. Fullerton (11/16/23)
Free Throws Attempted	2	2x, last vs. Cal St. Fullerton (11/16/23)

CAREER STATS

SEASON	TEAM	GP-GS	MIN/AVG	Field Goals		3-Point		F-Throws		Rebounds				Scoring						
				FG-FGA	FG%	3FG-3FGA	3FG%	FT-FTA	FT%	OFF	DEF	TOT	AVG	PF-FO	A	TO	BLK	STL	PTS	AVG
2023-24	UCF	8-0	78/9.8	11-22	.500	5-13	.385	4-5	.800	4	7	11	1.4	14-0	2	6	0	2	31	3.9
TOTAL		8-0	78/9.8	11-22	.500	5-13	.385	4-5	.800	4	7	11	1.4	14-0	2	6	0	2	31	3.9



20 Poohpha Warakulnukroh

Guard | Redshirt Sophomore | 5-11 | 177
Bangkok, Thailand | Montverde Academy

WARAKULNUKROH NOTEBOOK

- Was a student manager on the 2021-22 UCF squad before becoming a member of the 2022-23 roster as a student-athlete
- Played in seven games, coming off the bench in each and playing a combined 14 minutes in 2022-23
- Made his collegiate debut in the final 3:34 of gameplay against Western Illinois on 11/14/22. He missed his first free throw and made the second
- Made his first career shot on his first attempt from the floor, a three pointer that rattled in and sent the crowd to their feet
- Was the team MVP and leading scorer on the Varsity/Post Grade Team as a senior at Montverde Academy
- Joined the varsity team in his junior year after moving from Thailand.
- Was a 3x3 National Tournament Champion in Thailand for U-16 as a sophomore
- Was a top 10 tennis player in Thailand and played competitively in golf and soccer as well.
- Born in Bangkok, Thailand, came to the U.S. when he was 15 in August 2019

GAME-BY-GAME STATS

Opponent	Date	GS		Total		3-Pointers		Free throws		Rebounds				PF A TO BLK STL PTS AVG						
		MIN	FGA	PCT	3FGA	PCT	FTA	PCT	OFF	DEF	TOT	AVG	PF	A	TO	BLK	STL	PTS	AVG	
FIU	11/06/2023	00:38	0-0	.000	0-0	.000	0-0	.000	0	0	0	0.0	0	0	0	0	0	0	0	0.0
Cal St. Fullerton	11/16/2023	00:31	0-0	.000	0-0	.000	0-0	.000	0	0	0	0.0	0	0	0	0	0	0	0	0.0
Lipscomb	12/02/2023	01:37	0-2	.000	0-1	.000	0-0	.000	0	0	0	0.0	0	0	0	0	0	0	0	0.0
Jacksonville	12/06/2023	02:03	0-0	.000	0-0	.000	0-0	.000	0	0	0	0.0	0	1	0	1	0	0	0	0.0
Totals		0	04:49	0-2	.000	0-1	.000	0-0	.000	0	0	0	0.0	0	1	0	1	0	0	0.0

COLLEGE PATH

22-23: R-Freshman - UCF
23-24: R-Sophomore - UCF

SOCIAL MEDIA

@poohphaw
@PoohphaW10

Did You Know?

- Major: Mechanical Engineering / Math
- Favorite pro athlete: Steve Nash
- Favorite pro team: San Antonio Spurs
- Pre-game ritual: Listen to slow music
- Favorite movie: Whiplash
- Favorite TV show: Breaking Bad
- Favorite music artist: Elliott Smith
- Favorite food: Thai Food
- Second favorite sport: Soccer
- Favorite off-day activity: Sleeping
- Fun fact: Has a black belt in taekwondo
- Hidden talent: Can play the guitar and sing

MISCELLANEOUS

Situation	'23-'24
Led team in scoring	-
Led team in rebounds	-
Led team in assists	-
Led team in blocks	-
Led team in steals	-
Double-Doubles	-
Double Figure Points	-
5+ Rebounds	-
Double Figure Rebounds	-
20-Point Games	-
30-Point Games	-
3+ Three Pointers	-
5+ Assists	-
3+ Steals	-
3+ Blocks	-

Player Averages

Games Played	Minutes/game	Points/game	FG Pct	3FG Pct	FT Pct	Rebounds/game	Assists/game	Turnovers/game	Assist/Turnover ratio	Steals/game	Blocks/game
4	1.2	0.0	0.0	0.0	0.0	0.0	0.3	0.0	1.0	0.0	0.3

2023-24 GAME HIGHS

Points	N/A	-
Rebounds	N/A	-
Assists	1	Jacksonville (12/6/23)
Steals	N/A	-
Blocks	1	Jacksonville (12/6/23)
FGs Made	N/A	-
FGs Attempted	2	Lipscomb (12/2/23)
3-Pt. FGs Made	N/A	-
3-Pt. FGs Attempted	1	Lipscomb (12/2/23)
FTs Made	N/A	-
FTs Attempted	N/A	-

SINGLE-GAME CAREER HIGHS

Points	4	2x, last vs. ECU (3/5/23)
Rebounds	N/A	-
Assists	1	3x, last vs. Jacksonville (12/6/23)
Steals	N/A	-
Blocks	1	Jacksonville (12/6/23)
Field Goals Made	1	3x, last vs. ECU (3/5/23)
Field Goals Attempted	2	2x, last vs. Lipscomb (12/2/23)
3-Point Field Goals Made	1	2x, last vs. ECU (3/5/23)
3-Point Field Goals Attempted	1	3x, last vs. Lipscomb (12/2/23)
Free Throws Made	1	2x, last vs. ECU (3/5/23)
Free Throws Attempted	2	2x, last vs. ECU (3/5/23)

CAREER STATS

SEASON	TEAM	GP-GS	MIN/AVG	Field Goals		3-Point		F-Throws		Rebounds				Scoring						
				FG-FGA	FG%	3FG-3FGA	3FG%	FT-FTA	FT%	OFF	DEF	TOT	AVG	PF-FO	A	TO	BLK	STL	PTS	AVG
2022-23	UCF	7-0	14/2.0	4-6	.667	2-2	1.000	2-4	.500	0	0	0	0.0	3-0	2	1	0	0	12	1.7
2023-24	UCF	4-0	5/1.2	0-2	.000	0-1	.000	0-0	.000	0	0	0	0.0	0-0	1	0	1	0	0	0.0
TOTAL		11-0	19/1.7	4-8	.500	2-3	.667	2-4	.500	0	0	0	0.0	3-0	3	1	1	0	12	1.1



21 C.J. Walker

Forward | 5th Year | 6-8 | 215
Sanford, Fla. | Oak Ridge | Oregon

WALKER NOTEBOOK

- Will miss some time to begin the 2023-24 season with an injury
- Battled injuries throughout the 2022-23 season; the team announced he was out for the remainder of the season on 1/8
- Played in all 30 games for UCF during the 2021-22 season, starting in 19. He finished the regular season strong, averaging 15 points per game over the last three contests as opposed to 8.6 points per game on the year.
- Finished second in rebounding among Knights on the 2021-22 squad.
- Appeared in 21 of UCF's 23 games in 202-21, starting in 15 of them. Was tied for the team lead with five rebounds a game; increased his season total to 5.1 per game during league contests which was 15th among AAC players.
- Led the AAC with 1.7 blocked shots per game during the 2020-21 season; ranked 47th in the country in blocked shots per game.
- Transferred to UCF from Oregon after one year in Eugene (2019-20).
- Appeared in 28 games, starting in seven as a Duck, averaging four points per game his freshman season.
- Made his first career start against Boise State on 11/9/19, just after playing 11 minutes off the bench in his collegiate debut against Fresno State on 11/15/19.
- Was a five-star recruit with a scout grade of 92 according to ESPN.com. Was ranked 19th in ESPN's Top 100 of the 2019 recruiting class.

COLLEGE PATH

19-20: Freshman - Oregon
20-21: *Sophomore* - UCF
21-22: *Junior* - UCF
22-23: *Senior* - UCF
23-24: *5th Year* - UCF

GAME-BY-GAME STATS

Has not played during the 2023-24 season.

SOCIAL MEDIA

Instagram: @cjwalker_14
Twitter: @cjwalker_14

Did You Know?

- Major: Communications
- Favorite pro athlete: Vince Carter
- Favorite pro team: Orlando Magic
- Pre-game ritual: Hot tub, stretch, eat a big meal
- Favorite movie: Friday
- Favorite TV show: The Boondocks
- Favorite music artist: Kodak Black
- Favorite food: Sushi
- Second favorite sport: Boxing
- Favorite off-day activity: Nap
- Fun fact: Can beatbox
- Hidden talent: Knows magic tricks

MISCELLANEOUS

Situation	'23-'24
Led team in scoring	-
Led team in rebounds	-
Led team in assists	-
Led team in blocks	-
Led team in steals	-
Double-Doubles	-
Double Figure Points	-
5+ Rebounds	-
Double Figure Rebounds	-
20-Point Games	-
30-Point Games	-
3+ Three Pointers	-
5+ Assists	-
3+ Steals	-
3+ Blocks	-

2023-24 GAME HIGHS

Points	N/A	-
Rebounds	N/A	-
Assists	N/A	-
Steals	N/A	-
Blocks	N/A	-
FGs Made	N/A	-
FGs Attempted	N/A	-
3-Pt. FGs Made	N/A	-
3-Pt. FGs Attempted	N/A	-
FTs Made	N/A	-
FTs Attempted	N/A	-

SINGLE-GAME CAREER HIGHS

Points	19	at Tulsa (03/06/22)
Rebounds	16	at Tulane (03/03/22)
Assists	3	2x, last vs N.C. A&T (12/11/21)
Steals	3	2x, last at Memphis (2/1/21)
Blocks	4	3x, last vs. Tulane (2/12/21)
Field Goals Made	8	2x, last Tulsa (3/6/22)
Field Goals Attempted	14	at Tulsa (3/6/22)
3-Point Field Goals Made	2	Hawaii (12/7/19)
3-Point Field Goals Attempted	4	vs. South Florida (03/10/22)
Free Throws Made	6	2x, last vs Memphis (01/12/22)
Free Throws Attempted	10	Memphis (01/12/22)

CAREER STATS

SEASON	TEAM	GP-GS	MIN/AVG	Field Goals		3-Point		F-Throws		Rebounds				Scoring						
				FG-FGA	FG%	3FG-3FGA	3FG%	FT-FTA	FT%	OFF	DEF	TOT	AVG	PF-FO	A	TO	BLK	STL	PTS	AVG
2019-20	Oregon	28-7	417/14.9	43-113	.381	9-31	.290	17-35	.486	22	49	71	2.5	58-2	8	23	15	11	112	4.0
2020-21	UCF	21-15	540/25.7	55-124	.444	2-14	.143	36-62	.581	34	70	104	5.0	46-1	19	28	36	19	148	7.0
2021-22	UCF	30-19	758/25.3	90-188	.479	13-35	.371	57-98	.582	47	123	170	5.7	49-0	29	29	26	8	250	8.3
2022-23	UCF	4-0	76/19.1	7-19	.368	2-6	.333	4-8	.500	4	10	14	3.5	12-0	2	8	3	3	20	5.0
TOTAL FOR UCF		55-34	1374/25.0	152-331	.459	17-55	.309	97-168	.577	85	203	288	5.2	107-1	50	65	65	30	418	7.6
TOTAL		83-41	1792/21.6	195-444	.439	26-86	.302	114-203	.562	107	252	359	4.3	165-3	58	88	80	41	530	6.4



22 Nils Machowski

Guard | Freshman | 6-3 | 180
Berlin, Germany | Paul-Natorp Gymnasium

MACHOWSKI NOTEBOOK

- Went 3-of-3 from three-point land and tallied 13 points against No. 13 Miami
- Made his collegiate debut in UCF's season opener on 11/6/23, playing nine minutes, scoring five points while tallying an assist and steal
- Spent time in the top tier of German basketball with Alba Berlin
- Won back-to-back U19 championships with Alba Berlin in 2022 and 2023
- Hit a game-winning, buzzer-beating, three-point shot to win the 2023 U19 championship
- Was the starting point guard on the 2022 German National Team in the U18 European Championship

- Spent time with the third division of German basketball with Bernau, where he averaged 38.5% from three-point land across 18 contests
- Nils' father, Sebastian Machowski, was a professional basketball player for 17 years, playing small forward in six different countries. One of his stops was Alba Berlin, the same club that his son went on to play for two and a half decades later. Sebastian is currently in his 17th year of coaching and is at the helm of PGE Spojnia Stargard, a team in the first division of Polish basketball.

COLLEGE PATH

23-24: Freshman - UCF

SOCIAL MEDIA

@Nils.21
@nilsftsc

Did You Know?

- Major: Communications / Minor in Sports Business
- Favorite pro athlete: Mike James, Lorenzo Brown
- Favorite pro team: Berlin
- Pre-game ritual: Listen to music, meditate
- Favorite movie: Pirates of the Caribbean
- Favorite TV show: Prison Break
- Favorite music artist: Rod Wave
- Favorite food: Indian Food
- Second favorite sport: Soccer
- Favorite off-day activity: Go shopping
- Fun fact: Can speak three languages
- Hidden talent: Can play piano

MISCELLANEOUS

Situation	'23-'24
Led team in scoring	-
Led team in rebounds	-
Led team in assists	1
Led team in blocks	-
Led team in steals	-
Double-Doubles	-
Double Figure Points	1
5+ Rebounds	-
Double Figure Rebounds	-
20-Point Games	-
30-Point Games	-
3+ Three Pointers	1
5+ Assists	-
3+ Steals	-
3+ Blocks	-

GAME-BY-GAME STATS

Opponent	Date	GS	MIN	Total		3-Pointers		Free throws		Rebounds				Other						
				FG-FGA	PCT	3FG-3FGA	PCT	FT-FTA	PCT	OFF	DEF	TOT	AVG	PF	A	TO	BLK	STL	PTS	AVG
FIU	11/06/2023		08:41	1-2	.500	1-2	.500	2-2	1.000	1	0	1	1.0	0	1	2	0	1	5	5.0
at Miami (FL)	11/10/2023		22:13	5-7	.714	3-3	1.000	0-0	.000	0	1	1	1.0	1	1	1	0	0	13	9.0
Cal St. Fullerton	11/16/2023		13:12	1-3	.333	1-2	.500	1-2	.500	1	2	3	1.7	0	1	0	0	0	4	7.3
vs South Dakota St.	11/19/2023		06:00	0-0	.000	0-0	.000	0-0	.000	1	0	1	1.5	0	1	0	0	0	5.5	
vs Charlotte	11/20/2023		08:00	0-2	.000	0-1	.000	0-0	.000	0	2	2	1.6	0	0	0	1	0	4.4	
Stetson	11/26/2023		08:23	0-1	.000	0-1	.000	0-0	.000	0	1	1	1.5	1	2	1	0	0	3.7	
Lipscomb	12/02/2023		14:02	1-2	.500	0-0	.000	2-2	1.000	0	2	2	1.6	0	1	0	0	0	4	3.7
Jacksonville	12/06/2023		19:31	0-5	.000	0-3	.000	2-2	1.000	0	2	2	1.6	1	3	0	0	1	2	3.5
Ole Miss	12/10/2023		02:59	0-0	.000	0-0	.000	0-0	.000	0	0	0	1.4	0	0	0	0	0	0	3.1
Totals		0	103:01	8-22	.364	5-12	.417	7-8	.875	3	10	13	1.4	3	10	4	1	2	28	3.1

Player Averages

Games Played	Minutes/game	Points/game	FG Pct	3FG Pct	FT Pct	Rebounds/game	Assists/game	Turnovers/game	Assist/Turnover ratio	Steals/game	Blocks/game
9	11.4	3.1	36.4	41.7	87.5	1.4	1.1	0.4	2.5	0.2	0.1

2023-24 GAME HIGHS

Points	13	at Miami (11/10/23)
Rebounds	3	Cal St. Fullerton (11/16/23)
Assists	3	Jacksonville (12/6/23)
Steals	1	FIU (11/6/23)
Blocks	1	2x, last vs. Jacksonville (12/6/23)
Field Goals Made	5	at Miami (11/10/23)
Field Goals Attempted	7	at Miami (11/10/23)
3-Point Field Goals Made	3	at Miami (11/10/23)
3-Point Field Goals Attempted	3	2x, last vs. Jacksonville (12/6/23)
Free Throws Made	2	3x, last vs. Jacksonville (12/6/23)
Free Throws Attempted	2	4x, last vs. Jacksonville (12/6/23)

SINGLE-GAME CAREER HIGHS

Points	13	at Miami (11/10/23)
Rebounds	3	Cal St. Fullerton (11/16/23)
Assists	3	Jacksonville (12/6/23)
Steals	1	FIU (11/6/23)
Blocks	1	2x, last vs. Jacksonville (12/6/23)
Field Goals Made	5	at Miami (11/10/23)
Field Goals Attempted	7	at Miami (11/10/23)
3-Point Field Goals Made	3	at Miami (11/10/23)
3-Point Field Goals Attempted	3	2x, last vs. Jacksonville (12/6/23)
Free Throws Made	2	3x, last vs. Jacksonville (12/6/23)
Free Throws Attempted	2	4x, last vs. Jacksonville (12/6/23)

CAREER STATS

SEASON	TEAM	GP-GS	MIN/AVG	Field Goals		3-Point		F-Throws		Rebounds				Scoring						
				FG-FGA	FG%	3FG-3FGA	3FG%	FT-FTA	FT%	OFF	DEF	TOT	AVG	PF-FO	A	TO	BLK	STL	PTS	AVG
2023-24	UCF	9-0	103/11.4	8-22	.364	5-12	.417	7-8	.875	3	10	13	1.4	3-0	10	4	1	2	28	3.1
TOTAL		9-0	103/11.4	8-22	.364	5-12	.417	7-8	.875	3	10	13	1.4	3-0	10	4	1	2	28	3.1



24 Jaylin Sellers

Guard | Junior | 6-4 | 196
Columbus, Ga. | Carver Montgomery | Ball State

SELLERS NOTEBOOK

- Was the first player in UCF basketball history to earn a Big 12 Conference honor, earning a Co-Newcomer of the Week nod on 11/27/23
- Scored a career-high 34 points against Stetson on 11/26/23
- Earned a career-high five assists against Cal St. Fullerton on 11/16/23
- Tallied his first double-double as a Knight with 22 points and 11 rebounds at No. 13 Miami, the third double-double of his career
- Had a remarkable UCF debut, scoring a team-high 23 points on 11/6/23 against FIU; added six rebounds, three assists and two steals on 5-of-12 shooting. The 23 points matched that of UCF's first lottery pick, Taylor Hendricks, in his debut in 2022-23.
- Named to the All-MAC Third Team in 2022-23 after being named to the MAC All-Freshman Team in 2021-22
- Was second on the team in scoring in 2022-23, averaging 13.5 points per game while pulling in 3.7 rebounds per contest and totaling 26 assists
- Shot 49% (144-for-294) from the field and 45% (54-for-120) from the three point line, ranking second in the MAC
- Snagged 21 steals which ranked him third on the team and added 16 blocks, also third on the team
- Had 23 games in which he scored double-digit points, including five where he scored over 20 points
- Recorded two double-doubles last season, scoring 18 points and 14 rebounds against Ind.-South Bend and 15 points and 11 rebounds at Toledo

COLLEGE PATH

21-22: Freshman - Ball State
22-23: Sophomore - Ball State
23-24: Junior - UCF

SOCIAL MEDIA

@rtsjaylin
@JaylinSellers

CAREER HONORS

- Big 12 Newcomer of the Week
Co-Newcomer: Nov. 27, 2023
- All-MAC Third Team
2022-23
- MAC All-Freshman Team
2021-22

GAME-BY-GAME STATS

Opponent	Date	GS	MIN	Total		3-Pointers		Free throws		Rebounds				PF	A	TO	BLK	STL	PTS	AVG
				FG-FGA	PCT	3FG-3FGA	PCT	FT-FTA	PCT	OFF	DEF	TOT	AVG							
FIU	11/06/2023	*	32:06	8-15	.533	1-4	.250	6-7	.857	2	4	6	6.0	1	2	2	0	3	23	23.0
at Miami (FL)	11/10/2023	*	34:03	9-21	.429	0-7	.000	4-5	.800	6	5	11	8.5	4	1	3	0	2	22	22.5
Cal St. Fullerton	11/16/2023	*	29:43	7-12	.583	1-2	.500	0-1	.000	3	2	5	7.3	1	5	2	0	0	15	20.0
vs South Dakota St.	11/19/2023	*	34:00	5-13	.385	2-7	.286	8-11	.727	1	2	3	6.3	2	1	0	0	2	20	20.0
vs Charlotte	11/20/2023	*	37:00	7-16	.438	3-7	.429	2-2	1.000	5	1	6	6.2	2	0	2	0	0	19	19.8
Stetson	11/26/2023	*	38:38	12-16	.750	3-6	.500	7-7	1.000	2	6	8	6.5	2	2	1	0	1	34	22.2
Lipscomb	12/02/2023	*	29:42	6-15	.400	1-8	.125	3-3	1.000	0	0	0	5.6	3	0	2	0	2	16	21.3
Jacksonville	12/06/2023	*	27:32	4-10	.400	3-8	.375	5-8	.625	0	2	2	5.1	0	0	1	0	2	16	20.6
Ole Miss	12/10/2023	*	32:19	3-12	.250	0-5	.000	5-7	.714	2	2	4	5.0	3	1	3	0	4	11	19.6
Totals			9	295:03	.469	14-54	.259	40-51	.784	21	24	45	5.0	18	12	16	0	16	176	19.6

Player Averages

Games Played	Minutes/game	Points/game	FG Pct	3FG Pct	FT Pct	Rebounds/game	Assists/game	Turnovers/game	Assist/Turnover ratio	Steals/game	Blocks/game
9	32.8	19.6	46.9	25.9	78.4	5.0	1.3	1.8	0.8	1.8	0.0

Did You Know?

- Major: General Studies
- Favorite pro athlete: Anthony Edwards
- Favorite pro team: Atlanta Hawks
- Pre-game ritual: Workout and pray before the game
- Favorite movie: Love and Basketball
- Favorite TV show: Martin
- Favorite music artist: Rod Wave
- Favorite food: Hot lemon pepper wings
- Second favorite sport: Football
- Hidden talent: Good at playing football

MISCELLANEOUS

Situation	'23-'24
Led team in scoring	4
Led team in rebounds	4
Led team in assists	2
Led team in blocks	-
Led team in steals	2
Double-Doubles	1
Double Figure Points	9
5+ Rebounds	4
Double Figure Rebounds	1
20-Point Games	4
30-Point Games	1
3+ Three Pointers	3
5+ Assists	1
3+ Steals	2
3+ Blocks	-

2023-24 GAME HIGHS

Points	34	Stetson (11/26/23)
Rebounds	11	at Miami (11/10/23)
Assists	5	Cal St. Fullerton (11/16/23)
Steals	4	Ole Miss (12/10/23)
Blocks	N/A	-
FGs Made	12	Stetson (11/26/23)
FGs Attempted	21	at Miami (11/10/23)
3-Pt. FGs Made	3	3x, last vs. Jacksonville (12/6/23)
3-Pt. FGs Attempted	8	2x, last vs. Jacksonville (12/6/23)
FTs Made	8	vs. South Dakota St. (11/19/23)
FTs Attempted	11	vs. South Dakota St. (11/19/23)

SINGLE-GAME CAREER HIGHS

Points	34	Stetson (11/26/23)
Rebounds	14	Ind.-South Bend (11/19/22)
Assists	5	Cal St. Fullerton (11/16/23)
Steals	4	2x, last vs. Ole Miss (12/10/23)
Blocks	3	Akron (1/6/23)
FGs Made	12	Stetson (11/26/23)
FGs Attempted	21	at Miami (11/10/23)
3-Pt. FGs Made	5	Bowling Green (2/11/23)
3-Pt. FGs Attempted	9	at Western Mich. (2/18/23)
FTs Made	8	2x, last vs. South Dakota St. (11/19/23)
FTs Attempted	11	vs. South Dakota St. (11/19/23)

CAREER STATS

SEASON	TEAM	GP-GS	MIN/AVG	Field Goals		3-Point		F-Throws		Rebounds				Scoring						
				FG-FGA	FG%	3FG-3FGA	3FG%	FT-FTA	FT%	OFF	DEF	TOT	AVG	PF-FO	A	TO	BLK	STL	PTS	AVG
2021-22	BSU	31-5	588/19.0	81-147	.551	24-54	.444	21-32	.656	15	42	57	1.8	53-0	16	28	7	24	207	6.7
2022-23	BSU	31-30	929/30.0	144-294	.490	54-120	.450	78-103	.757	33	82	115	3.7	78-3	26	49	16	21	420	13.5
2023-24	UCF	9-9	295/32.8	61-130	.469	14-54	.259	40-51	.784	21	24	45	5.0	18-0	12	16	0	16	176	19.6
TOTAL FOR UCF		9-9	295/32.8	61-130	.469	14-54	.259	40-51	.784	21	24	45	5.0	18-0	12	16	0	16	176	19.6
TOTAL		71-44	1811/25.5	286-571	.501	92-228	.404	139-186	.747	69	148	217	3.1	149-3	54	93	23	61	803	11.3



31 Thierno Sylla

Forward | Sophomore | 6-11 | 216
Conakry, Guinea | Royal Crown Academic School

SYLLA NOTEBOOK

- Recorded the first double-double of his career against Jacksonville on 12/6/23, scoring 20 points while pulling in 11 rebounds and adding two blocks
- Made his first two career starts at the Jacksonville Classic in St. Augustine, Fla., helping UCF to a pair of wins and the tournament title
- Earned a career-high seven rebounds and two assists against Cal St. Fullerton
- Appeared in 27 games, coming off the bench in all of them and playing in 167 minutes in 2022-23, averaging 2.2 points and 1.1 rebounds per game
- Was 23-for-49 (46.9%) from the field, including going 12-of-33 (36.4%) from beyond the three-point arc
- Tallied 11 blocks, four assists and three steals on the season
- Scored a season-high 10 points twice (11/23/22 vs. Evansville, 2/11/23 vs. Tulsa)
- Had four games with two blocks
- Played in a season-high 19:32 of game time vs. Tulsa (2/11)
- Prior to UCF, played at Royal Crown Academic School in Ontario, Canada
- Named Defensive player of the year of the OSBA league along with a 1st team all-star nod as a senior
- Also played soccer, starting as a striker on varsity

COLLEGE PATH

22-23: Freshman - UCF
23-24: Sophomore - UCF

SOCIAL MEDIA

@@sthierno_13

Did You Know?

Major: Business
Favorite pro athlete: Kevin Durant
Favorite pro team: Brooklyn Nets
Pre-game ritual: Meditate
Favorite movie: How High
Favorite TV show: Boondocks
Favorite music artist: Burna Boy
Favorite food: Rice and plantains
Second favorite sport: Soccer
Favorite off-day activity: Going to the movies
Hidden talent: Nice at playing soccer

MISCELLANEOUS

Situation	'23-'24
Led team in scoring	1
Led team in rebounds	1
Led team in assists	-
Led team in blocks	2
Led team in steals	-
Double-Doubles	1
Double Figure Points	1
5+ Rebounds	4
Double Figure Rebounds	1
20-Point Games	1
30-Point Games	-
3+ Three Pointers	-
5+ Assists	-
3+ Steals	-
3+ Blocks	-

GAME-BY-GAME STATS

Opponent	Date	GS	MIN	Total		3-Pointers		Free throws		Rebounds				PF	A	TO	BLK	STL	PTS	AVG	
				FG-FGA	PCT	3FG-3FGA	PCT	FT-FTA	PCT	OFF	DEF	TOT	AVG								
FIU	11/06/2023		18:00	4-6	.667	1-3	.333	0-0	.000	1	1	2	2.0	2	0	3	0	2	9	9.0	
at Miami (FL)	11/10/2023		08:52	1-4	.250	1-3	.333	0-0	.000	0	1	1	1.5	0	0	2	0	0	3	6.0	
Cal St. Fullerton	11/16/2023		18:07	3-5	.600	2-3	.667	1-3	.333	0	7	7	3.3	0	2	0	1	0	9	7.0	
vs South Dakota St.	11/19/2023	*	15:00	1-4	.250	0-3	.000	0-0	.000	0	5	5	3.8	4	1	0	0	2	2	5.8	
vs Charlotte	11/20/2023	*	20:00	1-3	.333	1-2	.500	2-2	1.000	2	4	6	4.2	1	0	1	0	0	5	5.6	
Stetson	11/26/2023	*	20:28	3-8	.375	1-4	.250	0-0	.000	1	3	4	4.2	2	0	0	0	0	7	5.8	
Lipscomb	12/02/2023	*	21:51	0-8	.000	0-3	.000	0-1	.000	3	5	8	4.7	1	2	0	0	2	0	5.0	
Jacksonville	12/06/2023	*	28:25	7-11	.636	2-4	.500	4-5	.800	3	8	11	5.5	2	1	1	2	0	20	6.9	
Ole Miss	12/10/2023	*	16:09	0-5	.000	0-3	.000	0-1	.000	1	1	2	5.1	1	0	1	2	0	0	6.1	
Totals			6	166:53	20-54	.370	8-28	.286	7-12	.583	11	35	46	5.1	13	6	8	5	6	55	6.1

Player Averages

Games Played	Minutes/game	Points/game	FG Pct	3FG Pct	FT Pct	Rebounds/game	Assists/game	Turnovers/game	Assist/Turnover ratio	Steals/game	Blocks/game
9	18.5	6.1	37.0	28.6	58.3	5.1	0.7	0.9	0.8	0.7	0.6

2023-24 GAME HIGHS

Points	20	Jacksonville (12/6/23)
Rebounds	11	Jacksonville (12/6/23)
Assists	2	2x, last vs. Lipscomb (12/2/23)
Steals	2	3x, last vs. Lipscomb (12/2/23)
Blocks	2	2x, last vs. Ole Miss (12/10/23)
FGs Made	7	Jacksonville (12/6/23)
FGs Attempted	11	Jacksonville (12/6/23)
3-Pt. FGs Made	2	2x, last vs. Jacksonville (12/6/23)
3-Pt. FGs Attempted	4	2x, last vs. Jacksonville (12/6/23)
FTs Made	4	Jacksonville (12/6/23)
FTs Attempted	5	Jacksonville (12/6/23)

SINGLE-GAME CAREER HIGHS

Points	20	Jacksonville (12/6/23)
Rebounds	11	Jacksonville (12/6/23)
Assists	2	2x, last vs. Lipscomb (12/2/23)
Steals	2	3x, last vs. Lipscomb (12/2/23)
Blocks	2	6x, last vs. Ole Miss (12/10/23)
Field Goals Made	7	Jacksonville (12/6/23)
Field Goals Attempted	11	Jacksonville (12/6/23)
3-Point Field Goals Made	2	5x, last vs. Jacksonville (12/6/23)
3-Point Field Goals Attempted	4	2x, last vs. Jacksonville (12/6/23)
Free Throws Made	4	Jacksonville (12/6/23)
Free Throws Attempted	5	Jacksonville (12/6/23)

CAREER STATS

SEASON	TEAM	GP-GS	MIN/AVG	Field Goals		3-Point		F-Throws		Rebounds				Scoring						
				FG-FGA	FG%	3FG-3FGA	3FG%	FT-FTA	FT%	OFF	DEF	TOT	AVG	PF-FO	A	TO	BLK	STL	PTS	AVG
2022-23	UCF	27-0	168/6.2	23-49	.469	12-33	.364	2-6	.333	10	20	30	1.1	38-1	4	10	11	3	60	2.2
2023-24	UCF	9-6	167/18.5	20-54	.370	8-28	.286	7-12	.583	11	35	46	5.1	13-0	6	8	5	6	55	6.1
TOTAL		36-6	335/9.3	43-103	.417	20-61	.328	9-18	.500	21	55	76	2.1	51-1	10	18	16	9	115	3.2



OVERALL STATISTICS

Game Records

Record	Overall	Home	Away	Neutral
ALL GAMES	6-3	4-2	0-1	2-0
CONFERENCE	0-0	0-0	0-0	0-0
NON-CONFERENCE	6-3	4-2	0-1	2-0

Score by Periods

Team	1st	2nd	OT	TOT
UCF	308	379	15	702
Opponents	244	353	12	609

Team Box Score

No.	Player	Total			3-Point			F-Throw		Rebounds				PF DQ A TO BLK/STL PTS AVG								
		GP-GS	MIN	AVG	FG-FGA	FG%	3FG-3FGA	3FG%	FT-FTA	FT%	OFF	DEF	TOT	AVG	PF	DQ	A	TO	BLK	STL	PTS	AVG
24	SELLERS, Jaylin	9-9	295:03	32.8	61-130	.469	14-54	.259	40-51	.784	21	24	45	5.0	18	0	12	16	0	16	176	19.6
3	JOHNSON, Darius	9-9	288:18	32.0	45-110	.409	14-44	.318	28-37	.757	3	28	31	3.4	24	0	32	31	1	20	132	14.7
13	AVERY, Marchelus	7-1	166:58	23.9	26-65	.400	14-32	.438	11-15	.733	10	22	32	4.6	10	0	9	3	5	5	77	11.0
2	ALLEN, Shemarri	9-8	258:25	28.7	25-63	.397	2-12	.167	12-20	.600	8	22	30	3.3	29	1	20	18	5	13	64	7.1
31	SYLLA, Thierno	9-6	166:53	18.5	20-54	.370	8-28	.286	7-12	.583	11	35	46	5.1	13	0	6	8	5	6	55	6.1
11	DIALLO, Ibrahima	9-0	160:07	17.8	22-36	.611	0-0	.000	9-23	.391	20	35	55	6.1	19	1	3	10	21	7	53	5.9
5	PAYNE, Omar	9-9	140:60	15.7	16-23	.696	1-1	1.000	14-18	.778	12	27	39	4.3	29	2	5	5	11	9	47	5.2
15	HENDRICKS, Tyler	8-0	78:24	9.8	11-22	.500	5-13	.385	4-5	.800	4	7	11	1.4	14	0	2	6	0	2	31	3.9
12	LANGFORD JR., DeMarr	5-3	76:02	15.2	7-16	.438	0-0	.000	2-6	.333	1	4	5	1.0	6	0	4	5	0	5	16	3.2
22	MACHOWSKI, Nils	9-0	103:01	11.4	8-22	.364	5-12	.417	7-8	.875	3	10	13	1.4	3	0	10	4	1	2	28	3.1
1	JONES, Antwann	1-0	15:55	15.9	0-2	.000	0-1	.000	3-6	.500	2	2	4	4.0	1	0	3	0	0	0	3	3.0
4	EMUOBOR, Comeh	6-0	40:47	6.8	4-14	.286	2-5	.400	2-2	1.000	1	6	7	1.2	4	0	1	1	0	1	12	2.0
14	KALINA, Michael	3-0	04:11	1.4	1-2	.500	1-1	1.000	0-0	.000	0	0	0	0.0	0	0	0	1	1	0	3	1.0
10	MOCKUS, Mintautas	6-0	20:21	3.4	2-8	.250	1-6	.167	0-1	.000	1	4	5	0.8	3	0	0	2	0	1	5	0.8
20	WARAKULNUKROH, Poohpha	4-0	04:49	1.2	0-2	.000	0-1	.000	0-0	.000	0	0	0	0.0	0	0	1	0	1	0	0	0.0
0	MAY, Charlie	4-0	04:49	1.2	0-1	.000	0-0	.000	0-0	.000	0	2	2	0.5	0	0	0	0	0	0	0	0.0
Team											24	16	40					6				
Total		9	1825		248-570	.435	67-210	.319	139-204	.681	121	244	365	40.6	173	4	108	116	51	87	702	78.0
Opponents		9	1825		192-485	.396	65-189	.344	160-217	.737	77	230	307	34.1	173	8	102	149	31	68	609	67.7

Team Statistics

	UCF	OPP
Scoring	702	609
Points per game	78.0	67.7
Scoring margin	+10.3	-
Field goals-att	248-570	192-485
Field goal pct	.435	.396
3 point fg-att	67-210	65-189
3-point FG pct	.319	.344
3-pt FG made per game	7.4	7.2
Free throws-att	139-204	160-217
Free throw pct	.681	.737
F-Throws made per game	15.4	17.8
Rebounds	365	307
Rebounds per game	40.6	34.1
Rebounding margin	+6.4	-
Assists	108	102
Assists per game	12.0	11.3
Turnovers	116	149
Turnovers per game	12.9	16.6
Turnover margin	+3.7	-
Assist/turnover ratio	0.9	0.7
Steals	87	68
Steals per game	9.7	7.6
Blocks	51	31
Blocks per game	5.7	3.4
Winning streak	0	-
Home win streak	0	-
Attendance	33133	7972
Home games-Avg/Game	6-5522	1-7972
Neutral site-Avg/Game	-	2-469

Team Results

Date	Opponent		Score	Att.
11/06/2023	FIU	W	85-62	6225
11/10/2023	at Miami (FL)	L	72-88	7972
11/16/2023	Cal St. Fullerton	W	72-44	5322
11/19/2023	vs South Dakota St.	W	83-80	609
11/20/2023	vs Charlotte	Wot	74-71	329
11/26/2023	Stetson	L	82-85	5089
12/02/2023	Lipscomb	W	72-57	5152
12/06/2023	Jacksonville	W	94-52	5278
12/10/2023	Ole Miss	L	68-70	6067

UCF GAME-BY-GAME STATISTICS

Opponent	Date	Score		Total		3-Pointers		Free throws		Rebounds											
				FG-FGA	PCT	3FG-3FGA	PCT	FT-FTA	PCT	OFF	DEF	TOT	AVG	PF	A	TO	BLK	STL	PTS	AVG	
FIU	11/06/2023	85-62	W	31-62	.500	7-24	.292	16-23	.696	13	24	37	37.0	21	16	18	5	16	85	85.0	
at Miami (FL)	11/10/2023	72-88	L	30-73	.411	5-20	.250	7-11	.636	17	21	38	37.5	24	6	18	2	7	72	78.5	
Cal St. Fullerton	11/16/2023	72-44	W	27-58	.466	9-21	.429	9-18	.500	8	32	40	38.3	15	15	10	8	7	72	76.3	
vs South Dakota St.	11/19/2023	83-80	W	29-59	.492	7-24	.292	18-24	.750	5	24	29	36.0	21	13	5	6	12	83	78.0	
vs Charlotte	11/20/2023	74-71	Wot	25-67	.373	5-20	.250	19-24	.792	17	34	51	39.0	16	7	14	10	8	74	77.2	
Stetson	11/26/2023	82-85	L	27-62	.435	6-18	.333	22-28	.786	12	23	35	38.3	21	14	13	3	4	82	78.0	
Lipscomb	12/02/2023	72-57	W	27-67	.403	9-28	.321	9-13	.692	14	30	44	39.1	15	9	16	3	9	72	77.1	
Jacksonville	12/06/2023	94-52	W	31-65	.477	15-33	.455	17-29	.586	17	35	52	40.8	18	17	8	8	11	94	79.3	
Ole Miss	12/10/2023	68-70	L	21-57	.368	4-22	.182	22-34	.647	18	21	39	40.6	22	11	14	6	13	68	78.0	
Total		702		248-570	.435	67-210	.319	139-204	.681	121	244	365	40.6	173	108	116	51	87	702	78.0	
Opponents		609		192-485	.396	65-189	.344	160-217	.737	77	230	307	34.1	173	102	149	31	68	609	67.7	

UCF Averages

Games Played	Points/game	FG Pct	3FG Pct	FT Pct	Rebounds/game	Assists/game	Turnovers/game	Assist/Turnover ratio	Steals/game	Blocks/game
9	78.0	43.5	31.9	68.1	40.6	12.0	12.9	0.9	9.7	5.7

MISCELLANEOUS GAME-BY-GAME STATISTICS

Date	Opp.	W/L, Score	Points in Paint			Pts Off TOs			2nd Chance Pts			Fast Break Pts			Bench		
			UCF	Opp.	Diff.	UCF	Opp.	Diff.	UCF	Opp.	Diff.	UCF	Opp.	Diff.	UCF	Opp.	Diff.
Nov. 6	FIU	W, 85-62	46	26	+20	22	18	+4	20	5	+15	21	24	-3	30	29	+1
Nov. 10	at #13 Miami	L, 88-72	46	30	+16	10	23	-13	18	9	+9	2	29	-27	27	8	+19
Nov. 16	Cal St. Fullerton	W, 72-44	30	18	+12	13	13	0	8	2	+6	11	11	0	41	7	+34
Nov. 19	vs. South Dakota St.	W, 83-80	32	18	+14	25	6	+19	2	10	-8	2	7	-5	33	17	+16
Nov. 20	vs. Charlotte	W, 74-71; OT	36	38	-2	12	15	-3	15	7	+8	8	10	-2	17	15	+2
Nov. 26	Stetson	L, 85-82	40	22	+18	21	12	+9	8	4	+4	17	24	-7	11	17	-6
Dec. 2	Lipscomb	W, 72-57	34	14	+20	24	12	+12	11	0	+11	13	10	+3	23	4	+19
Dec. 6	Jacksonville	W, 94-52	28	20	+8	19	4	+15	23	15	+8	14	4	+10	38	22	+16
Dec. 10	Ole Miss	L, 70-68	32	20	+12	14	15	-1	12	7	+5	15	15	0	12	22	-10
Dec. 18	Maine																
Dec. 21	Florida A&M																
Dec. 29	Bethune-Cookman																
Jan. 6	at Kansas State																
Jan. 10	Kansas																
Jan. 13	BYU																
Jan. 17	at Texas																
Jan. 20	at Houston																
Jan. 23	West Virginia																
Jan. 27	at Cincinnati																
Jan. 31	Baylor																
Feb. 3	Oklahoma																
Feb. 10	at Texas Tech																
Feb. 13	at BYU																
Feb. 17	Cincinnati																
Feb. 20	at West Virginia																
Feb. 24	Texas Tech																
Feb. 28	at Oklahoma State																
Mar. 2	Iowa State																
Mar. 6	Houston																
Mar. 9	at TCU																
TOTALS		6-3	324	206	+118	160	118	+42	117	59	+58	103	134	-31	232	141	+91

OPPONENT GAME-BY-GAME STATISTICS

Opponent	Date	Score		Total		3-Pointers		Free throws		Rebounds				PF	A	TO	BLK	STL	PTS	AVG
				FG-FGA	PCT	3FG-3FGA	PCT	FT-FTA	PCT	OFF	DEF	TOT	AVG							
FIU	11/06/2023	85-62	W	17-47	.362	4-18	.222	24-32	.750	9	21	30	30.0	18	10	24	2	11	62	62.0
at Miami (FL)	11/10/2023	72-88	L	26-51	.510	10-21	.476	26-30	.867	6	28	34	32.0	16	13	18	11	14	88	75.0
Cal St. Fullerton	11/16/2023	72-44	W	12-51	.235	3-19	.158	17-21	.810	9	26	35	33.0	18	6	15	1	6	44	64.7
vs South Dakota St.	11/19/2023	83-80	W	24-54	.444	12-28	.429	20-29	.690	12	28	40	34.8	20	12	16	3	3	80	68.5
vs Charlotte	11/20/2023	74-71	Wot	28-66	.424	4-14	.286	11-16	.688	8	28	36	35.0	21	13	10	4	6	71	69.0
Stetson	11/26/2023	82-85	L	25-53	.472	13-30	.433	22-24	.917	6	26	32	34.5	22	17	17	2	6	85	71.7
Lipscomb	12/02/2023	72-57	W	20-52	.385	9-24	.375	8-15	.533	4	27	31	34.0	14	13	20	2	9	57	69.6
Jacksonville	12/06/2023	94-52	W	20-66	.303	4-20	.200	8-16	.500	16	24	40	34.8	21	7	14	0	5	52	67.4
Ole Miss	12/10/2023	68-70	L	20-45	.444	6-15	.400	24-34	.706	7	22	29	34.1	23	11	15	6	8	70	67.7
Total		609		192-485	.396	65-189	.344	160-217	.737	77	230	307	34.1	173	102	149	31	68	609	67.7
UCF		702		248-570	.435	67-210	.319	139-204	.681	121	244	365	40.6	173	108	116	51	87	702	78.0

Opponents Averages

Games Played	Points/game	FG Pct	3FG Pct	FT Pct	Rebounds/game	Assists/game	Turnovers/game	Assist/Turnover ratio	Steals/game	Blocks/game
9	67.7	39.6	34.4	73.7	34.1	11.3	16.6	0.7	7.6	3.4

LEADERS
Points

##	Player	G	Pts	Pts/G
24	Sellers, Jaylin	9	176	19.6
3	Johnson, Darius	9	132	14.7
13	Avery, Marchelus	7	77	11.0
2	Allen, Shemarri	9	64	7.1
31	Sylla, Thierno	9	55	6.1
11	Diallo, Ibrahima	9	53	5.9
5	Payne, Omar	9	47	5.2
15	Hendricks, Tyler	8	31	3.9
22	Machowski, Nils	9	28	3.1
12	Langford Jr., DeMarr	5	16	3.2
4	Emuobor, Comeh	6	12	2.0
10	Mockus, Mintautas	6	5	0.8
1	Jones, Antwann	1	3	3.0
14	Kalina, Michael	3	3	1.0

Scoring Average

##	Player	G	Pts	Pts/G
24	Sellers, Jaylin	9	176	19.6
3	Johnson, Darius	9	132	14.7
13	Avery, Marchelus	7	77	11.0
2	Allen, Shemarri	9	64	7.1
31	Sylla, Thierno	9	55	6.1
11	Diallo, Ibrahima	9	53	5.9
5	Payne, Omar	9	47	5.2
15	Hendricks, Tyler	8	31	3.9
12	Langford Jr., DeMarr	5	16	3.2
22	Machowski, Nils	9	28	3.1
1	Jones, Antwann	1	3	3.0
4	Emuobor, Comeh	6	12	2.0
14	Kalina, Michael	3	3	1.0
10	Mockus, Mintautas	6	5	0.8

Field Goal Percentage

##	Player	FG	Att	Pct
5	Payne, Omar	16	23	.696
11	Diallo, Ibrahima	22	36	.611
15	Hendricks, Tyler	11	22	.500
14	Kalina, Michael	1	2	.500
24	Sellers, Jaylin	61	130	.469
12	Langford Jr., DeMarr	7	16	.438
3	Johnson, Darius	45	110	.409
13	Avery, Marchelus	26	65	.400
2	Allen, Shemarri	25	63	.397
31	Sylla, Thierno	20	54	.370
22	Machowski, Nils	8	22	.364
4	Emuobor, Comeh	4	14	.286
10	Mockus, Mintautas	2	8	.250

Field Goal Attempts

##	Player	G	Att	Att/G
24	Sellers, Jaylin	9	130	14.4
3	Johnson, Darius	9	110	12.2
13	Avery, Marchelus	7	65	9.3
2	Allen, Shemarri	9	63	7.0
31	Sylla, Thierno	9	54	6.0

Field Goals Made

##	Player	G	Made	Made/G
24	Sellers, Jaylin	9	61	6.8
3	Johnson, Darius	9	45	5.0
13	Avery, Marchelus	7	26	3.7
2	Allen, Shemarri	9	25	2.8
11	Diallo, Ibrahima	9	22	2.4

LEADERS

3-Point FG Percentage

##	Player	3FG	Att	Pct
5	Payne, Omar	1	1	1.000
14	Kalina, Michael	1	1	1.000
13	Avery, Marchelus	14	32	.438
22	Machowski, Nils	5	12	.417
4	Emuobor, Comeh	2	5	.400
15	Hendricks, Tyler	5	13	.385
3	Johnson, Darius	14	44	.318
31	Sylla, Thierno	8	28	.286
24	Sellers, Jaylin	14	54	.259
2	Allen, Shemarri	2	12	.167
10	Mockus, Mintautas	1	6	.167

3-Point FG Attempts

##	Player	G	Att	Att/G
24	Sellers, Jaylin	9	54	6.0
3	Johnson, Darius	9	44	4.9
13	Avery, Marchelus	7	32	4.6
31	Sylla, Thierno	9	28	3.1
15	Hendricks, Tyler	8	13	1.6

3-Point FG Made

##	Player	G	Made	Made/G
24	Sellers, Jaylin	9	14	1.6
3	Johnson, Darius	9	14	1.6
13	Avery, Marchelus	7	14	2.0
31	Sylla, Thierno	9	8	0.9
15	Hendricks, Tyler	8	5	0.6

Free Throw Percentage

##	Player	Made	Att	Pct
4	Emuobor, Comeh	2	2	1.000
22	Machowski, Nils	7	8	.875
15	Hendricks, Tyler	4	5	.800
24	Sellers, Jaylin	40	51	.784
5	Payne, Omar	14	18	.778
3	Johnson, Darius	28	37	.757
13	Avery, Marchelus	11	15	.733
2	Allen, Shemarri	12	20	.600
31	Sylla, Thierno	7	12	.583
1	Jones, Antwann	3	6	.500
11	Diallo, Ibrahima	9	23	.391
12	Langford Jr., DeMarr	2	6	.333

Free Throw Attempts

##	Player	G	Att	Att/G
24	Sellers, Jaylin	9	51	5.7
3	Johnson, Darius	9	37	4.1
11	Diallo, Ibrahima	9	23	2.6
2	Allen, Shemarri	9	20	2.2
5	Payne, Omar	9	18	2.0

Free Throws Made

##	Player	G	Made	Made/G
24	Sellers, Jaylin	9	40	4.4
3	Johnson, Darius	9	28	3.1
5	Payne, Omar	9	14	1.6
2	Allen, Shemarri	9	12	1.3
13	Avery, Marchelus	7	11	1.6

Rebounds

##	Player	G	Reb	Reb/G
11	Diallo, Ibrahima	9	55	6.1
31	Sylla, Thierno	9	46	5.1
24	Sellers, Jaylin	9	45	5.0
5	Payne, Omar	9	39	4.3
13	Avery, Marchelus	7	32	4.6

Assists

##	Player	G	Ast	Ast/G
3	Johnson, Darius	9	32	3.6
2	Allen, Shemarri	9	20	2.2
24	Sellers, Jaylin	9	12	1.3
22	Machowski, Nils	9	10	1.1
13	Avery, Marchelus	7	9	1.3

Rebounds Average

##	Player	G	Reb	Reb/G
11	Diallo, Ibrahima	9	55	6.1
31	Sylla, Thierno	9	46	5.1
24	Sellers, Jaylin	9	45	5.0
13	Avery, Marchelus	7	32	4.6
5	Payne, Omar	9	39	4.3

Steals

##	Player	G	Stl	Stl/G
3	Johnson, Darius	9	20	2.2
24	Sellers, Jaylin	9	16	1.8
2	Allen, Shemarri	9	13	1.4
5	Payne, Omar	9	9	1.0
11	Diallo, Ibrahima	9	7	0.8



LEADERS
Offensive Rebounds

##	Player	G	OReb	OReb/G
24	Sellers, Jaylin	9	21	2.3
11	Diallo, Ibrahima	9	20	2.2
5	Payne, Omar	9	12	1.3
31	Sylla, Thierno	9	11	1.2
13	Avery, Marchelus	7	10	1.4

Blocked Shots

##	Player	G	Blk	Blk/G
11	Diallo, Ibrahima	9	21	2.3
5	Payne, Omar	9	11	1.2
13	Avery, Marchelus	7	5	0.7
2	Allen, Shemarri	9	5	0.6
31	Sylla, Thierno	9	5	0.6

Defensive Rebounds

##	Player	G	DReb	DReb/G
31	Sylla, Thierno	9	35	3.9
11	Diallo, Ibrahima	9	35	3.9
3	Johnson, Darius	9	28	3.1
5	Payne, Omar	9	27	3.0
24	Sellers, Jaylin	9	24	2.7

Minutes

##	Player	G	Min	Min/G
24	Sellers, Jaylin	9	295	32:47
3	Johnson, Darius	9	288	32:02
2	Allen, Shemarri	9	258	28:43
13	Avery, Marchelus	7	167	23:51
31	Sylla, Thierno	9	167	18:33

Fouls

##	Player	G	PF	PF/G
2	Allen, Shemarri	9	29	3.2
5	Payne, Omar	9	29	3.2
3	Johnson, Darius	9	24	2.7
11	Diallo, Ibrahima	9	19	2.1
24	Sellers, Jaylin	9	18	2.0

Turnovers

##	Player	G	TO	TO/G
3	Johnson, Darius	9	31	3.4
2	Allen, Shemarri	9	18	2.0
24	Sellers, Jaylin	9	16	1.8
11	Diallo, Ibrahima	9	10	1.1
31	Sylla, Thierno	9	8	0.9

Foul Outs

##	Player	G	FO
5	Payne, Omar	9	2
2	Allen, Shemarri	9	1
11	Diallo, Ibrahima	9	1

UCF GAME HIGHS

POINTS	94	Jacksonville (12/06/2023)
	85	FIU (11/06/2023)
	83	vs South Dakota St. (N) (11/19/2023)
	82	Stetson (11/26/2023)
	74	vs Charlotte (N) (11/20/2023)
FIELD GOALS MADE	31	Jacksonville (12/06/2023)
	31	FIU (11/06/2023)
FIELD GOAL ATTEMPTS	73	at Miami (FL) (11/10/2023)
	67	Lipscomb (12/02/2023)
	67	vs Charlotte (N) (11/20/2023)
FIELD GOAL PERCENTAGE	.500 (31-62)	FIU (11/06/2023)
	.492 (29-59)	vs South Dakota St. (N) (11/19/2023)
3 PT FG MADE	15	Jacksonville (12/06/2023)
	9	Lipscomb (12/02/2023)
	9	Cal St. Fullerton (11/16/2023)
3 PT FG ATTEMPTS	33	Jacksonville (12/06/2023)
	28	Lipscomb (12/02/2023)
3 PT FG PERCENTAGE	.455 (15-33)	Jacksonville (12/06/2023)
	.429 (9-21)	Cal St. Fullerton (11/16/2023)
FREE THROWS MADE	22	Ole Miss (12/10/2023)
	22	Stetson (11/26/2023)
FREE THROW ATTEMPTS	34	Ole Miss (12/10/2023)
	29	Jacksonville (12/06/2023)
FREE THROW PERCENTAGE	.792 (19-24)	vs Charlotte (N) (11/20/2023)
	.786 (22-28)	Stetson (11/26/2023)
REBOUNDS	52	Jacksonville (12/06/2023)
	51	vs Charlotte (N) (11/20/2023)
ASSISTS	17	Jacksonville (12/06/2023)
	16	FIU (11/06/2023)
STEALS	16	FIU (11/06/2023)
	13	Ole Miss (12/10/2023)
BLOCKED SHOTS	10	vs Charlotte (N) (11/20/2023)
	8	Jacksonville (12/06/2023)
	8	Cal St. Fullerton (11/16/2023)
TURNOVERS	18	at Miami (FL) (11/10/2023)
	18	FIU (11/06/2023)
FOULS	24	at Miami (FL) (11/10/2023)
	22	Ole Miss (12/10/2023)



OPPONENT GAME HIGHS

POINTS	88		at Miami (FL) (11/10/2023)
	85		Stetson (11/26/2023)
	80		vs South Dakota St. (N) (11/19/2023)
	71		vs Charlotte (N) (11/20/2023)
	70		Ole Miss (12/10/2023)
FIELD GOALS MADE	28		vs Charlotte (N) (11/20/2023)
	26		at Miami (FL) (11/10/2023)
FIELD GOAL ATTEMPTS	66		Jacksonville (12/06/2023)
	66		vs Charlotte (N) (11/20/2023)
FIELD GOAL PERCENTAGE	.510	(26-51)	at Miami (FL) (11/10/2023)
	.472	(25-53)	Stetson (11/26/2023)
3 PT FG MADE	13		Stetson (11/26/2023)
	12		vs South Dakota St. (N) (11/19/2023)
3 PT FG ATTEMPTS	30		Stetson (11/26/2023)
	28		vs South Dakota St. (N) (11/19/2023)
3 PT FG PERCENTAGE	.476	(10-21)	at Miami (FL) (11/10/2023)
	.433	(13-30)	Stetson (11/26/2023)
FREE THROWS MADE	26		at Miami (FL) (11/10/2023)
	24		Ole Miss (12/10/2023)
	24		FIU (11/06/2023)
FREE THROW ATTEMPTS	34		Ole Miss (12/10/2023)
	32		FIU (11/06/2023)
FREE THROW PERCENTAGE	.917	(22-24)	Stetson (11/26/2023)
	.867	(26-30)	at Miami (FL) (11/10/2023)
REBOUNDS	40		Jacksonville (12/06/2023)
	40		vs South Dakota St. (N) (11/19/2023)
ASSISTS	17		Stetson (11/26/2023)
	13		Lipscomb (12/02/2023)
	13		vs Charlotte (N) (11/20/2023)
	13		at Miami (FL) (11/10/2023)
STEALS	14		at Miami (FL) (11/10/2023)
	11		FIU (11/06/2023)
BLOCKED SHOTS	11		at Miami (FL) (11/10/2023)
	6		Ole Miss (12/10/2023)
TURNOVERS	24		FIU (11/06/2023)
	20		Lipscomb (12/02/2023)
FOULS	23		Ole Miss (12/10/2023)
	22		Stetson (11/26/2023)

UCF GAME LOWS

POINTS	68		Ole Miss (12/10/2023)
	72		Lipscomb (12/02/2023)
	72		Cal St. Fullerton (11/16/2023)
	72		at Miami (FL) (11/10/2023)
	74		vs Charlotte (N) (11/20/2023)
FIELD GOALS MADE	21		Ole Miss (12/10/2023)
	25		vs Charlotte (N) (11/20/2023)
FIELD GOAL ATTEMPTS	57		Ole Miss (12/10/2023)
	58		Cal St. Fullerton (11/16/2023)
FIELD GOAL PERCENTAGE	.368	(21-57)	Ole Miss (12/10/2023)
	.373	(25-67)	vs Charlotte (N) (11/20/2023)
3 PT FG MADE	4		Ole Miss (12/10/2023)
	5		vs Charlotte (N) (11/20/2023)
	5		at Miami (FL) (11/10/2023)
3 PT FG ATTEMPTS	18		Stetson (11/26/2023)
	20		vs Charlotte (N) (11/20/2023)
	20		at Miami (FL) (11/10/2023)
3 PT FG PERCENTAGE	.182	(4-22)	Ole Miss (12/10/2023)
	.250	(5-20)	vs Charlotte (N) (11/20/2023)
	.250	(5-20)	at Miami (FL) (11/10/2023)
FREE THROWS MADE	7		at Miami (FL) (11/10/2023)
	9		Lipscomb (12/02/2023)
	9		Cal St. Fullerton (11/16/2023)
FREE THROW ATTEMPTS	11		at Miami (FL) (11/10/2023)
	13		Lipscomb (12/02/2023)
FREE THROW PERCENTAGE	.500	(9-18)	Cal St. Fullerton (11/16/2023)
	.586	(17-29)	Jacksonville (12/06/2023)
REBOUNDS	29		vs South Dakota St. (N) (11/19/2023)
	35		Stetson (11/26/2023)
ASSISTS	6		at Miami (FL) (11/10/2023)
	7		vs Charlotte (N) (11/20/2023)
STEALS	4		Stetson (11/26/2023)
	7		Cal St. Fullerton (11/16/2023)
	7		at Miami (FL) (11/10/2023)
BLOCKED SHOTS	2		at Miami (FL) (11/10/2023)
	3		Lipscomb (12/02/2023)
	3		Stetson (11/26/2023)
TURNOVERS	5		vs South Dakota St. (N) (11/19/2023)
	8		Jacksonville (12/06/2023)
FOULS	15		Lipscomb (12/02/2023)
	15		Cal St. Fullerton (11/16/2023)



OPPONENT GAME LOWS

POINTS	44		Cal St. Fullerton (11/16/2023)
	52		Jacksonville (12/06/2023)
	57		Lipscomb (12/02/2023)
	62		FIU (11/06/2023)
	70		Ole Miss (12/10/2023)
FIELD GOALS MADE	12		Cal St. Fullerton (11/16/2023)
	17		FIU (11/06/2023)
FIELD GOAL ATTEMPTS	45		Ole Miss (12/10/2023)
	47		FIU (11/06/2023)
FIELD GOAL PERCENTAGE	.235	(12-51)	Cal St. Fullerton (11/16/2023)
	.303	(20-66)	Jacksonville (12/06/2023)
3 PT FG MADE	3		Cal St. Fullerton (11/16/2023)
	4		Jacksonville (12/06/2023)
	4		vs Charlotte (N) (11/20/2023)
	4		FIU (11/06/2023)
3 PT FG ATTEMPTS	14		vs Charlotte (N) (11/20/2023)
	15		Ole Miss (12/10/2023)
3 PT FG PERCENTAGE	.158	(3-19)	Cal St. Fullerton (11/16/2023)
	.200	(4-20)	Jacksonville (12/06/2023)
FREE THROWS MADE	8		Jacksonville (12/06/2023)
	8		Lipscomb (12/02/2023)
FREE THROW ATTEMPTS	15		Lipscomb (12/02/2023)
	16		Jacksonville (12/06/2023)
	16		vs Charlotte (N) (11/20/2023)
FREE THROW PERCENTAGE	.500	(8-16)	Jacksonville (12/06/2023)
	.533	(8-15)	Lipscomb (12/02/2023)
REBOUNDS	29		Ole Miss (12/10/2023)
	30		FIU (11/06/2023)
ASSISTS	6		Cal St. Fullerton (11/16/2023)
	7		Jacksonville (12/06/2023)
STEALS	3		vs South Dakota St. (N) (11/19/2023)
	5		Jacksonville (12/06/2023)
BLOCKED SHOTS	0		Jacksonville (12/06/2023)
	1		Cal St. Fullerton (11/16/2023)
TURNOVERS	10		vs Charlotte (N) (11/20/2023)
	14		Jacksonville (12/06/2023)
FOULS	14		Lipscomb (12/02/2023)
	16		at Miami (FL) (11/10/2023)

UCF PLAYER GAME HIGHS

POINTS	34		Jaylin Sellers vs Stetson (11/26/2023)
	25		Darius Johnson vs Ole Miss (12/10/2023)
	25		Darius Johnson vs Charlotte (N) (11/20/2023)
	23		Jaylin Sellers vs FIU (11/06/2023)
	22		Marchelus Avery vs South Dakota St. (N) (11/19/2023)
	22		Jaylin Sellers at Miami (FL) (11/10/2023)
FIELD GOALS MADE	12		Jaylin Sellers vs Stetson (11/26/2023)
	9		Darius Johnson vs Ole Miss (12/10/2023)
	9		Jaylin Sellers at Miami (FL) (11/10/2023)
FIELD GOAL ATTEMPTS	21		Jaylin Sellers at Miami (FL) (11/10/2023)
	20		Darius Johnson vs Charlotte (N) (11/20/2023)
FIELD GOAL PERCENTAGE (min 5 made)	.750	(12-16)	Jaylin Sellers vs Stetson (11/26/2023)
	.714	(5-7)	Nils Machowski at Miami (FL) (11/10/2023)
3 PT FG MADE	4		Marchelus Avery vs South Dakota St. (N) (11/19/2023)
	3		Jaylin Sellers vs Jacksonville (12/06/2023)
	3		Marchelus Avery vs Jacksonville (12/06/2023)
	3		Marchelus Avery vs Lipscomb (12/02/2023)
	3		Darius Johnson vs Lipscomb (12/02/2023)
	3		Jaylin Sellers vs Stetson (11/26/2023)
	3		Jaylin Sellers vs Charlotte (N) (11/20/2023)
	3		Nils Machowski at Miami (FL) (11/10/2023)
	3		Darius Johnson vs FIU (11/06/2023)
3 PT FG ATTEMPTS	9		Marchelus Avery vs South Dakota St. (N) (11/19/2023)
	8		Jaylin Sellers vs Jacksonville (12/06/2023)
	8		Jaylin Sellers vs Lipscomb (12/02/2023)
	8		Darius Johnson vs FIU (11/06/2023)
3 PT FG PERCENTAGE (min 2 made)	1.000	(3-3)	Nils Machowski at Miami (FL) (11/10/2023)
	.750	(3-4)	Marchelus Avery vs Jacksonville (12/06/2023)
FREE THROWS MADE	10		Darius Johnson vs Charlotte (N) (11/20/2023)
	8		Jaylin Sellers vs South Dakota St. (N) (11/19/2023)
FREE THROW ATTEMPTS	12		Darius Johnson vs Charlotte (N) (11/20/2023)
	11		Jaylin Sellers vs South Dakota St. (N) (11/19/2023)
FREE THROW PERCENTAGE (min 3 made)	1.000	(7-7)	Jaylin Sellers vs Stetson (11/26/2023)
	1.000	(6-6)	Darius Johnson vs Stetson (11/26/2023)
	1.000	(4-4)	Shemarri Allen vs Ole Miss (12/10/2023)
	1.000	(4-4)	Marchelus Avery vs South Dakota St. (N) (11/19/2023)
	1.000	(3-3)	Jaylin Sellers vs Lipscomb (12/02/2023)
	1.000	(3-3)	Shemarri Allen vs Stetson (11/26/2023)
REBOUNDS	14		Ibrahima Diallo vs Charlotte (N) (11/20/2023)
	11		Thierno Sylla vs Jacksonville (12/06/2023)
	11		Jaylin Sellers at Miami (FL) (11/10/2023)
ASSISTS	7		Darius Johnson vs Stetson (11/26/2023)
	5		Jaylin Sellers vs Cal St. Fullerton (11/16/2023)
	5		Shemarri Allen vs FIU (11/06/2023)
STEALS	5		Darius Johnson vs Ole Miss (12/10/2023)
	4		Jaylin Sellers vs Ole Miss (12/10/2023)
	4		Darius Johnson vs South Dakota St. (N) (11/19/2023)
	4		Shemarri Allen vs Cal St. Fullerton (11/16/2023)
BLOCKED SHOTS	5		Ibrahima Diallo vs Cal St. Fullerton (11/16/2023)
	3		Ibrahima Diallo vs Charlotte (N) (11/20/2023)
	3		Shemarri Allen vs Charlotte (N) (11/20/2023)
	3		Ibrahima Diallo vs South Dakota St. (N) (11/19/2023)
	3		Ibrahima Diallo vs FIU (11/06/2023)



OPPONENT PLAYER GAME HIGHS

POINTS	26		Jalen Blackmon vs Stetson (11/26/2023)
	23		Wooga Poplar at Miami (FL) (11/10/2023)
	22		Derrin Boyd vs Lipscomb (12/02/2023)
	21		Lu'cye Patterson vs Charlotte (N) (11/20/2023)
	21		Charlie Easley vs South Dakota St. (N) (11/19/2023)
FIELD GOALS MADE	8		Lu'cye Patterson vs Charlotte (N) (11/20/2023)
	8		Charlie Easley vs South Dakota St. (N) (11/19/2023)
FIELD GOAL ATTEMPTS	14		Igor Milicic Jr. vs Charlotte (N) (11/20/2023)
	14		Lu'cye Patterson vs Charlotte (N) (11/20/2023)
FIELD GOAL PERCENTAGE (min 5 made)	1.000	(5-5)	Vincent Lee vs Cal St. Fullerton (11/16/2023)
	.750	(6-8)	Wooga Poplar at Miami (FL) (11/10/2023)
3 PT FG MADE	6		Jalen Blackmon vs Stetson (11/26/2023)
	5		Wooga Poplar at Miami (FL) (11/10/2023)
3 PT FG ATTEMPTS	9		Jalen Blackmon vs Stetson (11/26/2023)
	7		A.J. McGinnis vs Lipscomb (12/02/2023)
3 PT FG PERCENTAGE (min 2 made)	1.000	(5-5)	Wooga Poplar at Miami (FL) (11/10/2023)
	1.000	(3-3)	Luke Appel vs South Dakota St. (N) (11/19/2023)
	1.000	(3-3)	Javaunte Hawkins vs FIU (11/06/2023)
FREE THROWS MADE	9		TJ Caldwell vs Ole Miss (12/10/2023)
	8		Stephan Swenson vs Stetson (11/26/2023)
FREE THROW ATTEMPTS	11		TJ Caldwell vs Ole Miss (12/10/2023)
	9		Moussa Cisse vs Ole Miss (12/10/2023)
	9		Max Jones vs Cal St. Fullerton (11/16/2023)
	9		Norchad Omier at Miami (FL) (11/10/2023)
FREE THROW PERCENTAGE (min 3 made)	1.000	(8-8)	Stephan Swenson vs Stetson (11/26/2023)
	1.000	(6-6)	Jalen Blackmon vs Stetson (11/26/2023)
	1.000	(6-6)	Wooga Poplar at Miami (FL) (11/10/2023)
	1.000	(4-4)	Grayson Carper vs Cal St. Fullerton (11/16/2023)
	1.000	(4-4)	Dashon Gittens vs FIU (11/06/2023)
	1.000	(4-4)	George Pridgett Jr. vs FIU (11/06/2023)
REBOUNDS	12		Norchad Omier at Miami (FL) (11/10/2023)
	10		Igor Milicic Jr. vs Charlotte (N) (11/20/2023)
ASSISTS	9		Stephan Swenson vs Stetson (11/26/2023)
	5		Bensley Joseph at Miami (FL) (11/10/2023)
STEALS	5		Allen Flanigan vs Ole Miss (12/10/2023)
	5		Bensley Joseph at Miami (FL) (11/10/2023)
BLOCKED SHOTS	4		Moussa Cisse vs Ole Miss (12/10/2023)
	4		Bensley Joseph at Miami (FL) (11/10/2023)
TURNOVERS	8		Zeke Mayo vs South Dakota St. (N) (11/19/2023)
	7		Javaunte Hawkins vs FIU (11/06/2023)
FOULS	5		Jaylen Murray vs Ole Miss (12/10/2023)
	5		DeeJuan Pruitt vs Jacksonville (12/06/2023)
	5		Alec Oglesby vs Stetson (11/26/2023)
	5		Aubin Gateretse vs Stetson (11/26/2023)
	5		Stephan Swenson vs Stetson (11/26/2023)
	5		Lu'cye Patterson vs Charlotte (N) (11/20/2023)
	5		Luke Appel vs South Dakota St. (N) (11/19/2023)
5		Arturo Dean vs FIU (11/06/2023)	

NUMERICAL ROSTER						
No.	Name	Pos.	Ht.	Wt.	Yr.	Hometown / High School (Previous Schools)
0	Charlie May	G	6-5	183	R-Fr.	Boca Raton, Fla. / St. Andrews School
1	Antwann Jones	G	6-6	215	5th	Orlando, Fla. / Oak Ridge (Louisiana/Creighton/Memphis)
2	Shemarri Allen	G	6-4	190	5th	Arden, N.C. / T.C. Roberson (UMKC/Cowley CC)
3	Darius Johnson	G	6-1	200	Jr.	Boys, Md. / Episcopal [Va.]
4	Comeh Emuobor	G	6-5	205	Fr.	Raleigh, N.C. / Brewster Academy
5	Omar Payne	F	6-10	228	5th	Kissimmee, Fla. / Montverde Academy (Jacksonville/Illinois/Florida)
10	Mintautas Mockus	G/F	6-7	191	Fr.	Klaipeda, Lithuania / Klaipeda Vetrunges Gymnasium
11	Ibrahima Diallo	F	7-0	246	5th	Saly, Senegal / Prolific Prep [Calif.] (San Jose State/Ohio State)
12	DeMarr Langford Jr.	G	6-5	230	Sr.	Worcester, Mass. / Brewster Academy (Boston College)
13	Marchelus Avery	F	6-7	210	Sr.	Richmond, Va./Central Pointe (New Mexico State/NW Florida State)
14	Michael Kalina	G	6-1	174	R-Fr.	Boca Raton, Fla. / North Broward Prep
15	Tyler Hendricks	G	6-6	190	R-Fr.	Fort Lauderdale, Fla. / Calvary Christian Academy
20	Poohpha Warakulnukroh	G	5-11	177	R-So.	Bangkok, Thailand / Montverde Academy
21	C.J. Walker	F	6-8	215	5th	Sanford, Fla. / Oak Ridge (Oregon)
22	Nils Machowski	G	6-3	180	Fr.	Berlin, Germany / Paul-Natorp Gymnasium
24	Jaylin Sellers	G	6-4	196	Jr.	Columbus, Ga. / Carver Montgomery (Ball State)
31	Thierno Sylla	F	6-11	216	So.	Conakry, Guinea / Royal Crown Academic School

BREAKDOWN BY CLASS	
5th Year	Shemarri Allen (G) Ibrahima Diallo (F) Antwann Jones (G) Omar Payne (F) C.J. Walker (F)
Sophomore	Thierno Sylla (F) Poohpha Warakulnukroh (G) ^
Freshman	Comeh Emuobor (G) Tyler Hendricks (G) ^
Senior	Marchelus Avery (F) DeMarr Langford Jr. (G)
Junior	Darius Johnson (G) Jaylin Sellers (G)
	Michael Kalina (G) ^ Nils Machowski (G) Charlie May (G) ^ Mintautas Mockus (G/F)
	* - Have utilized a redshirt

ALPHABETICAL ROSTER						
No.	Name	Pos.	Ht.	Wt.	Yr.	Hometown / High School (Previous Schools)
2	Shemarri Allen	G	6-4	190	5th	Arden, N.C. / T.C. Roberson (UMKC/Cowley CC)
13	Marchelus Avery	F	6-7	210	Sr.	Richmond, Va./Central Pointe (New Mexico State/NW Florida State)
11	Ibrahima Diallo	F	7-0	246	5th	Saly, Senegal / Prolific Prep [Calif.] (San Jose State/Ohio State)
4	Comeh Emuobor	G	6-5	205	Fr.	Raleigh, N.C. / Brewster Academy
15	Tyler Hendricks	G	6-6	190	R-Fr.	Fort Lauderdale, Fla. / Calvary Christian Academy
1	Antwann Jones	G	6-6	215	5th	Orlando, Fla. / Oak Ridge (Louisiana/Creighton/Memphis)
3	Darius Johnson	G	6-1	200	Jr.	Boys, Md. / Episcopal [Va.]
14	Michael Kalina	G	6-1	174	R-Fr.	Boca Raton, Fla. / North Broward Prep
12	DeMarr Langford Jr.	G	6-5	230	Sr.	Worcester, Mass. / Brewster Academy (Boston College)
22	Nils Machowski	G	6-3	180	Fr.	Berlin, Germany / Paul-Natorp Gymnasium
0	Charlie May	G	6-5	183	R-Fr.	Boca Raton, Fla. / St. Andrews School
10	Mintautas Mockus	G/F	6-7	191	Fr.	Klaipeda, Lithuania / Klaipeda Vetrunges Gymnasium
5	Omar Payne	F	6-10	228	5th	Kissimmee, Fla. / Montverde Academy (Jacksonville/Illinois/Florida)
24	Jaylin Sellers	G	6-4	196	Jr.	Columbus, Ga. / Carver Montgomery (Ball State)
31	Thierno Sylla	F	6-11	216	So.	Conakry, Guinea / Royal Crown Academic School
21	C.J. Walker	F	6-8	215	5th	Sanford, Fla. / Oak Ridge (Oregon)
20	Poohpha Warakulnukroh	G	5-11	177	R-So.	Bangkok, Thailand / Montverde Academy

BREAKDOWN BY LOCATION	
Florida	5
C.J. Walker (Sanford)	
Michael Kalina (Boca Raton)	
Tyler Hendricks (Fort Lauderdale)	
Charlie May (Boca Raton)	
Antwann Jones (Orlando)	
Omar Payne (Kissimmee)	
North Carolina	2
Shemarri Allen (Arden)	
Comeh Emuobor (Raleigh)	
Georgia	1
Jaylin Sellers (Columbus)	
Maryland	1
Darius Johnson (Boys)	
Massachusetts	1
DeMarr Langford Jr. (Worcester)	
Virginia	1
Marchelus Avery (Richmond)	
International Knights	
Germany	1
Nils Machowski (Berlin)	
Guinea	1
Thierno Sylla (Conakry)	
Lithuania	1
Mintautas Mockus (Klaipeda)	
Senegal	1
Ibrahima Diallo (Saly)	
Thailand	1
Poohpha Warakulnukroh (Bangkok)	

COACHING STAFF

Head Coach: Johnny Dawkins (Duke, 1986) - Eighth Season
Assistant Coach: Kevin Norris (Miami, 1998) - Eighth Season
Assistant Coach: Robbie Laing (Troy, 1982) - Eighth Season
Assistant Coach: Mamadou N'Diaye (Auburn, 2000) - Third Season
Assistant Coach/Recruiting Coordinator: Tyson Waterman (Winthrop, 2000) - First Season
Assistant Coach: Ben Witherspoon (Embry-Riddle, 2006) - Second Season
Director of Player Development: Kelvin Johnson (Richmond, 1985) - Seventh Season
Director of Operations: Jaycob Ammerman (Flagler, 2013) - Eighth Season
Assistant Director of Operations: Morgan Leonard (UCF, 2018) - Fifth Season
Athletic Trainer: Raymond Chiu (Texas, 2015) - Fifth Season
Head Strength Coach: Charles Stephenson (Virginia, 1989) - Third Season
Assoc. Director of Equipment: John Whitford (Manchester, 1995) - 21st Season

PRONUNCIATION GUIDE				
#	Player Name	First Name	Last Name	Notes
4	Comeh Emuobor	Comb-AY	Eh-mo-bor	--
5	Omar Payne	--	Pain	--
10	Mintautas Mockus	Min-toe-tuss	Motz-kuss	--
11	Ibrahima Diallo	EE-bruh-heem-uh	--	--
13	Marchelus Avery	Mar-chell-us	--	--
14	Michael Kalina	--	Kuh-leen-uh	--
20	Poohpha Warakulnukroh	Pooh-pa	War-uh-COOL-nuh-crow	--
22	Nils Machowski	Kneels	Mah-hov-ski	--
31	Thierno Sylla	Tee-air-no	Sill-uh	--
AC	Robbie Laing	--	Lang	Hard A
AC	Mamadou N'Diaye	Mom-uh-doo	N-jai	Rhymes with try and dry
DOBO	Jaycob Ammerman	Jacob	Am-err-man	Like hammer, but without "H"
AT	Raymond Chiu	--	Chew	--

BREAKDOWN BY HEIGHT	
Ibrahima Diallo	7'0"
Thierno Sylla	6'11"
Omar Payne	6'10"
C.J. Walker	6'8"
Marchelus Avery	6'7"
Mintautas Mockus	6'7"
Tyler Hendricks	6'6"
Antwann Jones	6'6"
Comeh Emuobor	6'5"
DeMarr Langford Jr.	6'5"
Charlie May	6'5"
Shemarri Allen	6'4"
Jaylin Sellers	6'4"
Nils Machowski	6'3"
Darius Johnson	6'1"
Michael Kalina	6'1"
Poohpha Warakulnukroh	5'11"

TV ROSTER



#0 - Charlie May
G • R-Fr. • 6-5
Boca Raton, Fla.



#1 - Antwann Jones
G • 5th • 6-6
Orlando, Fla.



#2 - Shemarri Allen
G • 5th • 6-4
Arden, N.C.



#3 - Darius Johnson
G • Jr. • 6-1
Boysd, Md.



#4 - Comeh Emuobor
G • Fr. • 6-5
Raleigh, N.C.




#5 - Omar Payne
F • 5th • 6-10
Kissimmee, Fla.



#10 - Mintautas Mockus
G/F • Fr. • 6-7
Klaipeda, Lithuania



#11 - Ibrahima Diallo
F • 5th • 7-0
Saly, Senegal



#12 - DeMarr Langford Jr.
G • Sr. • 6-5
Worcester, Mass.



#13 - Marchelus Avery
F • Sr. • 6-7
Richmond, Va.



#14 - Michael Kalina
G • R-Fr. • 6-1
Boca Raton, Fla.



#15 - Tyler Hendricks
G • R-Fr. • 6-6
Fort Lauderdale, Fla.



#20 - Poohpha Warakulnukroh
G • R-So. • 5-11
Bangkok, Thailand



#21 - C.J. Walker
F • 5th. • 6-8
Sanford, Fla.



#22 - Nils Machowski
G • Fr. • 6-3
Berlin, Germany



#24 - Jaylin Sellers
G • Jr. • 6-4
Columbus, Ga.



#31 - Thierno Sylla
F • So. • 6-11
Conakry, Guinea

Coaching Staff



Johnny Dawkins
Head Coach
Eighth Season



Kevin Norris
Assistant Coach
Eighth Season



Robbie Laing
Assistant Coach
Eighth Season



Mamadou N'Diaye
Assistant Coach
Third Season



Tyson Waterman
Assistant Coach/
Recruiting Coordinator
First Season



Ben Witherspoon
Assistant Coach
Second Season