



# KNIGHTS

MEN'S BASKETBALL



GAME 16 | WEDNESDAY, JANUARY 17, 2024 | 8 P.M. ET

<b>10-5</b> OVERALL	<b>1-2</b> BIG 12	<b>75</b> NET RANKING	UCF	at	UCF	<b>12-4</b> OVERALL	<b>1-2</b> BIG 12	<b>59</b> NET RANKING
<b>Johnny Dawkins</b> HEAD COACH / DUKE, 1986	<b>141-92</b> AT UCF, 8TH SEASON	<b>297-207</b> OVERALL, 16TH SEASON				<b>Rodney Terry</b> HEAD COACH / ST. EDWARDS, 1990	<b>34-12</b> AT TEXAS, 2ND SEASON	<b>197-168</b> OVERALL, 12TH SEASON
<b>UCF KNIGHTS</b> ESPN BPI - 64    KenPom - 77			<b>Austin, Texas</b> Moody Center (10,763)			<b>TEXAS LONGHORNS</b> ESPN BPI - 33    KenPom - 43		

## SCHEDULE & RESULTS

Overall Record: 10-5

Big 12 Conference: 1-2 | Non-Conference: 9-3  
Home: 8-3 | Away: 0-2 | Neutral: 2-0

Nov. 6	<b>FIU</b>	ESPN+	W, 85-62
Nov. 10	at #13/13 Miami	ACCNX	L, 88-72
Nov. 16	<b>Cal St. Fullerton</b>	ESPN+	W, 72-44
Nov. 19	vs. South Dakota State*	PassThaBall Live	W, 83-80
Nov. 20	vs. Charlotte*	PassThaBall Live	W, 74-71 (OT)
Nov. 26	<b>Stetson</b>	ESPN+	L, 85-82
Dec. 2	<b>Lipscomb</b>	ESPN+	W, 72-57
Dec. 6	<b>Jacksonville</b>	ESPN+	W, 94-52
Dec. 10	<b>Ole Miss</b>	ESPN+	L, 70-68
Dec. 18	<b>Maine</b>	ESPN+	W, 74-51
Dec. 21	<b>Florida A&amp;M</b>	ESPN+	W, 69-56
Dec. 29	<b>Bethune-Cookman</b>	ESPN+	W, 98-54
Jan. 6	at Kansas State*	ESPN2	L, 77-52
Jan. 10	<b>#3/3 Kansas*</b>	ESPN+	W, 65-60
Jan. 13	<b>#18/17 BYU*</b>	ESPN+	L, 63-58
Jan. 17	at Texas*	Longhorn Network	8 p.m.
Jan. 20	at #5/5 Houston*	ESPN+	2 p.m.
Jan. 23	<b>West Virginia*</b>	ESPN+	7 p.m.
Jan. 27	at Cincinnati*	ESPN+	7 p.m.
Jan. 31	<b>#9/9 Baylor*</b>	ESPN+	7 p.m.
Feb. 3	<b>#15/16 Oklahoma*</b>	ESPN+	4 p.m.
Feb. 10	at #25/25 Texas Tech*	ESPN+	4 p.m.
Feb. 13	at #20/19 BYU*	ESPN+	9 p.m.
Feb. 17	<b>Cincinnati*</b>	ESPN+	4 p.m.
Feb. 20	at West Virginia*	ESPN2/ESPN	7 p.m.
Feb. 24	<b>#25/25 Texas Tech*</b>	ESPN+	4 p.m.
Feb. 28	at Oklahoma State*	ESPN+	8 p.m.
Mar. 2	<b>#24/20 Iowa State*</b>	ESPN+	4 p.m.
Mar. 6	<b>#5/5 Houston*</b>	ESPN+	7 p.m.
Mar. 9	at #19/22 TCU*	ESPN+	5 p.m.
Mar. 12-16	2024 Phillips 66 Big 12 Men's Basketball Championship		

\* - Jacksonville Classic - hosted in St. Augustine, Fla.

\* - Big 12 Conference contest

Home games are in bold

Rankings listed are AP/Coaches polls

All times Eastern

## SOCIAL KNIGHTS

- Twitter/X ..... @UCF\_MBB
- Instagram ..... @UCF.MBB
- Facebook ..... /UCFMensBasketball
- UCF Athletics (Twitter/X) ..... @UCFKnights
- Hashtags ..... #ChargeOn
- Website ..... www.ucfknight.com

## BROADCAST INFORMATION

Media	Channel	PxP	Analyst
TV	Longhorn Network	Lowell Galindo	Adrian Branch
Radio	FM 96.9 The Game	Marc Daniels	-

## SERIES AT A GLANCE

Overall	First Meeting
In Austin	First Meeting
Last Meeting	N/A

## UCFACTS - KNIGHT NOTES

### IBRAHIMA IS HIM

- Ibrahima Diallo has been a key piece to both sides of the ball for UCF all season, but has made an even bigger impact over the last two games, earning his first two starts of the season.
- Diallo has averaged 12.0 points and 12.0 rebounds in his two starts, including an 11-point, 19-rebound double-double. The 19 boards were a career high and registered as a tie for ninth place on UCF's single-game rebounds list.
- Diallo is the only player in the Big 12 to average over two blocks per game. (See "Big 12 Block Party" note for more.)

### BIG 12 BLOCK PARTY

- As a team, UCF is approaching a top-10 national ranking in blocks per game, currently sitting 13th with 5.7 per game.
- According to KenPom, the Knights rank fourth in the nation in block percentage with a mark of 16.8%, which is the amount of blocked shots divided by the amount of two-point attempts an opponent takes.
- Ibrahima Diallo is currently averaging 2.07 blocks per game which stands as the top mark in the Big 12 and 25th nationally. He retook the conference's blocks per game lead on Jan. 2 after leading the league from Nov. 17-Dec. 29. Diallo has led the Knights in blocked shots in 10 games thus far and has five games with three or more blocks.
- Diallo is ranked as KenPom's No. 5 player in block percentage with a clip of 13.2%.
- Omar Payne has averaged 1.40 blocks per game, a mark that ranks seventh in the Big 12 with 21 total blocks. He has two games with three blocks, including UCF's conference opener at Kansas State on 1/6/24.

### FILLING ADDITION FINANCIAL

- UCF's Big 12 Conference home opener against Kansas was a sellout, just the second in the arena's history for a UCF men's basketball game. The other occurrence was during the 2017 NIT when UCF hosted Illinois in front of 10,011.
- The Knights' game vs. the Jayhawks was announced as a sellout on Dec. 5, 2023 and was the third-highest attended game in the arena's history, at 9,469 fans. Just days later, 9,137 fans filled the stands vs. BYU, the ninth-highest attended game.

### WE BELONG - BEATING NO. 3 KANSAS

- In his Jan. 4 press conference ahead of UCF's Big 12 Conference slate, head coach Johnny Dawkins relayed the message to his players and the media that "we belong" in the team's new conference. He and his team proved it six days later, beating No. 3 Kansas 65-60 in UCF's first league game at home as part of the Big 12.
- The win was highest-ranked team that UCF had beat in its' history, topping the program's victory over No. 4 UConn in 2011. It was just the team's second win over a top-five team. The victory snapped a streak of seven losses to ranked foes, with the former most recent an 86-74 win at No. 15 Florida state on Dec. 19, 2020.
- UCF turned Kansas over 18 times in the game, which was the second straight game and third time on the year the Jayhawks had coughed up the season-high giveaways. UCF has forced a total of 30 turnovers in its first two Big 12 games.
- The 60 points the Knights held Kansas to was the second-fewest UCF has allowed to a top-three opponent, the other occurrence was 59 against No. 2 Florida on Dec. 4, 2003. Additionally, the 23 points the Black and Gold allowed in the second half were the fewest to that point in the season. Kansas only made seven field goals in the second half, the fewest since they only made six against Texas on March 5, 2022.
- Jaylin Sellers made four threes in the game, the first time a Knight made at least four threes in a game against a ranked opponent since Darin Green Jr. had four against No. 7 Houston on Jan. 29, 2022.
- The Knights trailed by 16 at one point in the contest, comparing similarly to their last win against a Big 12 team, beating Oklahoma State in the Baha Mar Hoops Bahamas Championship semifinals last season when they erased a 17-point deficit to win 60-56 in overtime.

## LAST GAME'S STARTING FIVE

Player	GP-GS	Pts.	Reb.	Ast.	FG%	3P%	FT%
<b>3 Darius Johnson</b> JR-F Has made 48% of his three-pointers in last eight games (22-for-46)	15-14	14.4	2.9	3.5	.418	.387	.789
<b>24 Jaylin Sellers</b> JR-F Has scored 15+ points in 11 of UCF's games thus far	15-15	17.5	4.1	1.0	.435	.267	.833
<b>2 Sherarri Allen</b> SR-F Snatched a season-high five steals vs. BYU, seven multi-steal games	15-14	7.0	4.1	2.3	.383	.227	.621
<b>21 C.J. Walker</b> SR-F Earned start of '23-'24 vs. Kansas, first start since March 11, 2022	5-2	6.5	4.6	0.8	.289	.100	.706
<b>11 Ibrahima Diallo</b> SR-F Recorded career-high 19 rebounds last time out vs. BYU	15-2	6.8	6.98	0.5	.600	-	.526



## UCF, NOT CENTRAL FLORIDA

A warm Sunshine State hello to all our new conference-mates in the Big 12 and to others we may not have crossed paths with before. The 2023-24 season is our first in our new conference, and we'd like to make sure we are referred to correctly on all accounts. Please refer to the University of Central Florida as UCF, not Central Florida, on all references. Also, it is not "Golden Knights," instead, we are simply known as the "Knights."

## TEAM COMPARISON

Big 12	Nat'l	Value	Stat Category	Value	Nat'l	Big 12
12	186	74.5	Points per Game	77.7	102	8
4	<b>34</b>	64.7	Scoring Defense	66.4	71	9
11	67	+9.9	Scoring Margin	+11.3	52	10
13	290	42.1	Field Goal %	48.1	<b>36</b>	6
5	<b>35</b>	39.8	Opponent Field Goal %	40.8	66	8
12	264	31.6	3-Point %	36.8	<b>50</b>	3
10	216	7.1	3-Point Makes per Game	7.4	186	9
8	118	31.9	Opponent 3-Point %	33.8	217	13
11	259	68.8	Free Throw %	74.3	74	3
5	<b>47</b>	39.93	Rebounds per Game	37.06	139	9
4	<b>23</b>	13.67	Offensive Rebounds per Game	10.75	169	9
9	57	+5.6	Rebound Margin	+3.6	108	13
14	262	12.3	Assists per Game	15.8	55	6
11	233	12.9	Turnovers per Game	12.7	222	10
3	<b>14</b>	16.53	Turnovers Forced per Game	13.44	98	5
14	272	0.95	Assist-to-Turnover Ratio	1.24	116	9
4	<b>24</b>	9.3	Steals per Game	7.1	136	6
2	<b>13</b>	5.7	Blocks per Game	5.3	<b>19</b>	3

*bold & italic indicates top 50 national ranking - updated to include all games through Sun., Jan. 14*

## RECORD BY STARTING LINEUP

GUARD	GUARD	GUARD/FWD	FORWARD	FORWARD	RECORD/PPG
Johnson	Sellers	Allen	Langford Jr.	Payne	4-2 / 74.7
Johnson	Sellers	Allen	Sylla	Payne	3-2 / 80.2
Johnson	Sellers	Avery	Sylla	Payne	1-0 / 72.0
Langford Jr.	Sellers	Allen	Sylla	Payne	1-0 / 74.0
Johnson	Sellers	Allen	Walker	Diallo	1-1 / 61.5

*PPG represents points scored by UCF in games with starting lineup, not the starters' combined stats*

## CONSECUTIVE STARTS

Player	Active UCF Streak	Longest UCF Streak	Longest Career Streak
Jaylin Sellers	15	15	45*
Shemarri Allen	8	8	25
Darius Johnson	5	24	24
C.J. Walker	2	13	13
Ibrahima Diallo	2	2	39
Omar Payne	0	13	13
Thierno Sylla	0	7	7
DeMarr Langford Jr.	0	3	25
Marchelus Avery	0	1	5
Antwann Jones	0	0	2

*\*indicates active longest career streak*

## SERIES INFORMATION

Total Meetings	0		
Series	First Meeting		
in Orlando / Austin / Neutral	N/A / N/A / N/A		
Last Meeting	First Meeting		
Last UCF Win	N/A		
Last Home Win	N/A		
Last Road Win	N/A		
Last Neutral Win	N/A		
Last Loss	First Meeting		
Last Home Loss	N/A		
Last Road Loss	N/A		
Last Neutral Loss	N/A		
Largest Margin of Victory	N/A		
Largest Margin of Defeat	N/A		
Streak	N/A		

Date	Previous Meetings	W/L	Result
First Meeting	H/A/N		

## UCFACTS - KNIGHT NOTES (CONT.)

- UCF's win over No. 3 Kansas was a part of a 24-hour overhaul of the top three, as No. 1 Purdue, No. 2 Houston and Kansas all lost within a day of each other.

### GO DJ, THAT'S OUR DJ

- Darius Johnson has been impressing as of late, sinking 48% of his last 46 three-pointers during the last nine games. His recent surge has boosted his season three-point percentage to 38.7%, which currently stands as a career-high, topping his previous best of 29.9% in his freshman year and an 11.8% increase from last season.
- Johnson scored a career-high 25 points on 11/20/23 against Charlotte and later matched that total four games later against Ole Miss on 12/10/23. He has scored double digit points in 13 games thus far and boasts seven games with 15+ points.
- Johnson has been an offensive maestro when it comes to helping his teammates score. The junior point guard has tallied three or more assists in all but two of UCF's games this season and tallied his 200th career assist earlier this year against Miami (11/10/23). Johnson recorded 106 of his now 248 assists last season in 25 games played, a 4.24 assist per game mark.
- Johnson is 20 assists away from a tie of 10th place on UCF's career assists leaderboard, a spot currently held by Daiquan Walker (2012-16) who recorded 268. The all-time assists leader at UCF is Sinua Phillips (1990-94) who tallied 531.

### WALKER SPRINTING BACK

- C.J. Walker made his 2023-24 debut on 12/21/23 against Florida A&M after missing 10 games to start the season and the last 27 games of the 2022-23 season due to injury. He played in just four games in last year's campaign. After multiple tries to get back going again in 2022-23, Walker was shut down for the season on Jan. 8, 2023 to help him rehab for 2023-24.
- Walker posted 10 points in his second game back of the 2023-24 season, scoring 10 points while pulling in five rebounds and registering three assists. The double-digit scoring effort was his first since March 6, 2022 when he had 19 points and four rebounds on the road against Tulsa.
- Walker made his return to the starting lineup in UCF's game vs. Kansas for the first time since March 11, 2022 against Memphis. He finished the contest leading the team in blocks with three while scoring seven points in 29:45 on the floor.

### DAWKINS VS. KANSAS, BILL SELF

- With UCF's Jan. 10 victory over No. 3 Kansas, Knights' head coach Johnny Dawkins is 4-0 against Kansas (two wins as a player, two as a coach) and 4-0 against Bill Self (two wins as a head coach, two as an assistant).
- Dawkins first encountered Kansas in his senior year at Duke in the 1985-86 season. The Blue Devils beat the Jayhawks just five games into the season and later met up with them again in the 1986 National Semifinal. Dawkins led Duke with 24 points, helping lift the Blue Devils to a 71-67 victory and a trip to the championship game. He finished the semifinal game shooting 11-of-17 from the floor while playing 38 minutes.
- The next two meetings against Kansas came at two different stops. At the helm of Stanford, Dawkins led the Cardinal to an NCAA Tournament Second Round 60-57 victory at the hands of a Bill Self led Kansas team, advancing to the Sweet 16.
- Dawkins' fourth meeting against Kansas and fourth meeting against Self was Jan. 10 in UCF's 65-60 over the Jayhawks.
- The first two meetings against Self came with Dawkins as an assistant coach at his alma mater under Mike Krzyzewski. The Blue Devils bested Self as a head coach at Tulsa in the 1999 NCAA Tournament, downing the Golden Hurricane 97-56 in the Second Round. Two seasons later, Self crossed path with the pair of Duke legends on Nov. 28, 2000 in a top-10 matchup. The duo of top-ranked Blue Devils got the best of No. 9 Illinois in a 78-77 thriller.

### JAYLIN'S HOT START

- Jaylin Sellers has been one of the nation's most prolific scorers to begin 2023-24, averaging 17.5 points per game which is fourth in the Big 12 and the 89th-highest mark in the nation. He led the Big 12 in scoring from Nov. 27-Dec. 18.
- Sellers scored 15 points or more in UCF's first eight games of the season and scored double-digit points in the first 12 games. The last UCF newcomer to score double digits in their first 12 games was Aubrey Dawkins, who helped lead the Knights to an NCAA Tournament appearance in 2018-19. Dawkins went on to score 10+ points in 18 consecutive contests to begin his redshirt junior campaign and tallied 20 or more points on four occasions during the streak.
- Sellers had a career-high 34-point outing against Stetson on Nov. 26. It was the first 30-point outing of his career and the fourth 20+ point performance of the season, bringing his career tally to 10. He registered six 20-point outings in 62 career games with Ball State and has four in less than a season with the Black and Gold.
- His 34 points scored against Stetson were the most by a Knight since Brandon Mahan filled up the basket with 32 points against No. 15 Florida State on Dec. 19, 2020. Since then, only C.J. Kelly (Jan. 4, 2023 at ECU) and Ithiel Horton (Jan. 11, 2023 vs. Memphis) had reached the 30-point threshold, accomplishing exactly 30 one time each last season.
- Sellers' efforts against Charlotte and Stetson earned him a nod as the Big 12 Conference's Co-Newcomer of the Week. He averaged 26.5 points, pulling in 7.0 rebounds and shooting 59.4% from the field and 46.2% from the three-point arc.
- Sellers scored 23 points in his UCF debut in the season opener. He followed that up with a 22-point, 11-rebound double-double at Miami. His first two games as a Knight were eerily similar to that of UCF's 2023 NBA Draft first-round pick Taylor Hendricks, who scored 23 points in the 2022-23 opener and had a 16-point, 12-rebound double-double in his second game.

### DEFENSE IS A HABIT

- According to ESPN's BPI, UCF currently has the nation's sixth-strongest defense.
- UCF teams under Dawkins have traditionally been outstanding defensively, finishing ranked in the top 50 nationally in scoring defense in four of his seven seasons, including two top 10 finishes, finishing sixth in 2016-17 and third in 2017-18.
- The Knights have never finished a season under Dawkins with opponents averaging north of 70 points and have improved upon their scoring defense ranking each season since 2020-21.
- Last season, UCF was ranked top 50 in multiple defensive categories, ranking 29th in opponent three-point percentage (30.7%), 38th in turnovers forced per game (14.82) and 47th in scoring defense (65.5).
- UCF held opponents to 60 points or less in five straight contests at one point during the 2022-23 season. It was a historic streak, marking the first time in Dawkins' 15-year coaching career that any of his teams accomplished the feat. Prior to the Knights' historic streak, the last time UCF had accomplished the feat of holding teams to less than 60 points in five straight games was during 2003-04, which was part of a 14-game winning streak that helped fuel an NCAA Tournament run.
- Since Dawkins' first season as the Knights' head coach in 2016-17, UCF has improved upon their steals per game each season, averaging 4.0 that first campaign to 7.7 at the end of last season, and climbing even higher this go-around.

### THOU SHALL STEAL

- UCF is currently averaging 16.53 forced turnovers per game, a mark that is ranked 14th in the nation and third in the Big 12. The mark stands as the best in the Dawkins era, topping the previous best of 14.82 achieved last season. A big part of the Knights' turnovers forced has been their steals per game, averaging nearly 10 per game at 9.3, a top 25 mark in the nation.
- The Black and Gold forced 26 turnovers against Bethune-Cookman on 12/29/23, a season-high and the highest of the Dawkins era. UCF nabbed 16 steals against FIU on opening night, the first time the Knights recorded 16 steals since facing Cincinnati on Feb. 19, 2020.
- UCF has forced 20 or more turnovers in four games thus far, have forced 15 or more in nine, and have forced double-digit turnovers in all but one.
- KenPom has UCF's defense listed as eighth in the nation in turnover percentage with a 23.1% clip, which indicates that nearly one of every four Knight possessions stems from a turnover. (Calculated by turnovers divided by possessions)

**QUICK FACTS**

**UCF INFORMATION**

Location	Orlando, Fla.
Founded	1963
Enrollment	68,442
Nickname	Knights
Colors	Black and Gold
Conference	Big 12 Conference
University President	Alexander Cartwright
Director of Athletics	Terry Mohajir
Athletics Phone	(407) 823-2261
Ticket Office Phone	(407) 823-1000

**ADDITION FINANCIAL ARENA**

Capacity	10,000
Year Opened	Fall 2007
Press Row Phone	(954) 531-4322

**BASKETBALL HISTORY**

First Year of Basketball	1969-70 (55th season)
First Year in Division I	1984-85 (40th season)
First Year in Big 12	2023-24 (1st season)
All-Time Record	838-680/891-680*
NCAA Tournaments/Last	Five/2019

\* 2008-09 (17-14), 2009-10 (15-17), 2010-11 (21-12) victories vacated due to NCAA sanctions

**2023-24 TEAM INFORMATION**

2022-23 Record	19-15
Conference Record/Finish	8-10/7th
Home Record	11-6
Road Record	5-7
Neutral Record	3-2
Conference Tournament	Quarterfinals
Postseason	NIT Second Round
Starters Returning/Lost	1/4
Total Returning/Lost	7/9
Newcomers	10

**STRATEGIC COMMUNICATIONS**

Primary Contact	Ken Landis
Cell Phone	(954) 531-4322
Email	klandis@athletics.ucf.edu
Secondary Contact	Ryan Ladika
Email	rladika@athletics.ucf.edu
Mailing Address	Roth Athletics Center 4192 North Orion Blvd. Orlando, FL 32816
Website	www.UCFKnights.com
Twitter	@UCF_MBB
Instagram	UCF.MBB
Facebook	/UCFMensBasketball

**CONFERENCE AFFILIATION HISTORY**

	<b>Independent</b> 1984-90		<b>Atlantic Sun</b> 1993-05
	<b>American South</b> 1990-91		<b>Conference USA</b> 2005-13
	<b>Sun Belt</b> 1991-92		<b>American Athletic</b> 2013-23
	<b>Independent</b> 1992-93		<b>Big 12</b> 2023-present

**UCFACTS - KNIGHT NOTES (CONT.)**

**DANCIN' DEFENSE**

• UCF's defense is posting remarkable numbers so far in 2023-24, numbers that haven't been seen since the team's 2018-19 NCAA Tournament run. The Knights earned their first NCAA Tournament victory that season, a 73-58 win over VCU. The defensive numbers of that run stack up closely with those of this season's team. A direct comparison to a few key categories are below, with the national ranking in parentheses while bold italics indicates a top 25 national mark.

Season	Scoring Defense	Opponent FG%	TOs Forced p/gm.	Steals p/gm.	Blocks p/gm.
2018-19	64.5 (27th)	<b>39.4 (11th)</b>	12.15 (255th)	5.7 (244th)	4.5 (35th)
2023-24	64.7 (34th)	39.8 (35th)	<b>16.53 (14th)</b>	<b>9.3 (24th)</b>	<b>5.7 (13th)</b>

**STRENGTH IN NUMBERS**

- UCF's bench has been a contributing factor to its success this season, outscoring opponents by a total margin of 129 points and holding the scoring edge in 10 games.
- The Knights' bench averages 25.20 points per game, a mark that is 77th nationally and fifth in the Big 12 Conference.
- Marchelus Avery, who has come off the bench in 12 of 13 games he's played, is the team's third-leading scorer.

**TOUGH AS NAILS**

- Fourteen of the nation's top 16 teams in remaining strength of schedule, according to ESPN's BPI, belong to the Big 12 Conference. Michigan and Indiana are the only other teams mixed in with the Big 12, sitting at 9th and 15th respectively.
- UCF has the fourth-toughest remaining strength of schedule in the nation.

**RANKED MATCHUPS ON TAP**

- After UCF's win over No. 3 Kansas and loss to No. 18/17 BYU, the Knights are set to face seven more ranked opponents in 2023-24 across nine total contests, according to the Week 11 AP and Coaches polls. In addition to the two games last week, the Knights already faced Miami, who was ranked No. 13 in both polls back on Nov. 10 and faced Ole Miss, who has crept into the top 25 following the Dec. 10 meeting. Ole Miss was receiving votes when they met UCF.
- UCF snapped its streak of seven straight losses to ranked foes with the 65-60 win over No. 3 Kansas on Jan. 10; the most recent win before that was a 86-74 win in Tallahassee over No. 15 Florida State on Dec. 19, 2020.
- At the moment, the Knights are set to finish the final five games of the regular season against four ranked opponents.
- The ranked foes remaining, according to the AP poll, are: No. 5 Houston (twice), No. 9 Baylor, No. 15 Oklahoma, No. 19 TCU, No. 20 BYU, No. 24 Iowa State and No. 25 Texas Tech (twice). Additionally, Texas is receiving votes in both polls.
- As it stands now, the Knights will have a total of 12 games against foes in the top 25 this season. That would set the UCF record for most games against ranked opponents in a season, beating the nine games during the 2013-14 campaign. Other years with a high number of ranked foes include seven in 2017-18 and five in the 2018-19 season.
- The Big 12 Conference leads the country with eight teams ranked in the latest AP Poll for the eighth consecutive week. The eight ranked teams is a Big 12 record.
- Twenty percent of the AP Poll's Preseason Top 25 was on the Knights' schedule heading into 2023-24 as five opponents were featured in the preseason rankings while an additional two were receiving votes. UCF's opposition began the year in the AP poll as follows: No. 1 Kansas, No. 7 Houston, No. 13 Miami, No. 18 Texas and No. 20 Baylor. TCU and Kansas State began the year receiving votes. Additionally, Iowa State received votes in the Coaches Poll.

**NON-CONFERENCE SLATE COMPLETE**

- The Knights finished their non-conference schedule with a record of 9-3, the sixth time in seven seasons (not counting the COVID-19 affected 2020-21 season) under Dawkins with nine or more non-conference victories. It's the fifth season finishing with exactly nine non-conference wins.
- UCF's defense shone in non-conference play, holding opponents to 64.2 points per game, a mark that ranked 35th in the nation. Additionally, UCF was top 50 in the nation in turnovers forced p/gm. (17.08; 10th), blocks p/gm. (5.6; 15th in the nation), field goal percentage defense (38.6%; 20th), steals p/gm. (9.8; 21st), offensive rebounds p/gm. (13.58; 29th), free throw attempts p/gm. (23.9; 30th), total rebounds p/gm. (40.92; 36th) and free throws made p/gm. (16.5; 46th).
- The Black and Gold's average scoring margin in the non-conference slate was 14.4 with a victory margin of 21.5.

**PROTECTING HOME COURT**

- UCF has made a habit of protecting Addition Financial Arena under head coach Johnny Dawkins, going 90-30 at home.
- Dawkins has won seven of eight season-opening contests, stringing together six consecutive to begin his Knights career. UCF is now 7-1 in home openers under Dawkins after the FIU win this year. The Knights are 12-2 in home-openers played inside Addition Financial Arena and 25-12 in home-openers in the DI era. The 23-point victory over FIU was the second-highest margin of victory on opening night, just one point shy of the Knights' 80-56 win over Nicholls in 2016. UCF boasts 44, 42, 28, and 23 point wins at home this year, beating Bethune-Cookman, Jacksonville, Cal St. Fullerton and Maine.

**STAYED IN THE SUNSHINE STATE**

- For the first time in program history, the Knights didn't leave the state of Florida during their non-conference schedule.
- UCF left home just twice in the 2023-24 non-conference slate, visiting No. 13 Miami on Nov. 10 and taking part in the Jacksonville Classic in St. Augustine, Florida, where it faced South Dakota State and Charlotte.
- The Knights had a total of nine home contests in the non-conference schedule and hosted five in-state foes.

**CHASING WIN NO. 300**

- UCF head coach Johnny Dawkins is chasing his 300th career victory, needing just four more wins to reach the mark. Once hitting the milestone, Dawkins will join a group of 78 other active DI head coaches who have achieved 300 or more. He will become the sixth current Big 12 Conference head coach to reach the milestone.

**COACH DAWKINS - ONE OF ONE**

- UCF's Johnny Dawkins is the only Big 12 Conference head coach to play in the NBA and be a first round draft pick. BYU's Mark Pope joins Dawkins as the only other Big 12 head coach to play in the Association.
- Dawkins was honored as the Naismith College Player of the Year in 1986 and is the only current head coach in NCAA Division I who has won the award. There are two former winners of the honor that served as head coaches as Patrick Ewing (1985 winner) was the Georgetown head coach from 2017-2023 while Danny Manning (1988 winner) was the head coach at Tulsa from 2012-14 and Wake Forest from 2014-20 and is now an associate head coach at Louisville.
- Dawkins is one of 13 coaches in the Power 5 and Big East who played in the NBA and is one of just five coaches who averaged double-digit points while in The Association. Dawkins averaged 11.1 points per game in nine seasons.



**BIG 12 CONFERENCE**



School	Big 12		Overall					Streak
	W-L	Pct.	W-L	Pct.	H	A	N	
Baylor	3-0	1.000	14-2	.875	10-0	1-0	3-2	W5
Texas Tech	3-0	1.000	14-2	.875	10-0	1-1	3-1	W9
Kansas	2-1	.667	14-2	.875	9-0	1-1	4-1	W1
Iowa State	2-1	.667	13-3	.813	11-0	1-1	1-2	W2
TCU	2-1	.667	13-3	.813	9-0	2-1	2-2	W3
Kansas State	2-1	.667	12-4	.750	8-1	2-1	2-2	L1
Houston	1-2	.333	14-2	.875	9-0	1-2	4-0	L2
BYU	1-2	.333	13-3	.813	9-1	1-2	3-0	W1
Oklahoma	1-2	.333	13-3	.813	10-0	0-2	3-1	L2
Cincinnati	1-2	.333	12-4	.750	10-1	2-2	0-1	L2
Texas	1-2	.333	12-4	.750	9-1	1-2	2-1	L1
<b>UCF</b>	<b>1-2</b>	<b>.333</b>	<b>10-5</b>	<b>.667</b>	<b>8-3</b>	<b>0-2</b>	<b>2-0</b>	<b>L1</b>
West Virginia	1-2	.333	6-10	.375	6-5	0-1	0-4	W1
Oklahoma State	0-3	.000	8-8	.500	7-3	0-3	1-2	L3

Standings updated with completed games through Sun., Jan. 14

**Preseason Coaches Poll**

1. Kansas (12).....	168
2. Houston (2).....	153
3. Texas.....	143
4. Baylor.....	137
5. TCU.....	113
6. Kansas State.....	106
7. Iowa State.....	95
8. Texas Tech.....	80
9. West Virginia.....	70
10. Oklahoma State.....	57
11. Cincinnati.....	55
12. Oklahoma.....	54
13. BYU.....	29
14. UCF.....	14

**Preseason Player of the Year**

Hunter Dickinson, C. Sr., Kansas

**Honorable Mention**

Jalen Bridges, Baylor

RayJ Dennis, Baylor

**Preseason Newcomer of the Year**

Hunter Dickinson, C. Sr., Kansas

Ja'Kobe Walter, Baylor

Jamal Shead, Houston

**Preseason Freshman of the Year**

Ja'Kobe Walter, F, Baylor

Kevin McCullar Jr., Kansas

Arthur Kaluma, Kansas State

Tylor Perry, Kansas State

Dylan Disu, Texas

Tyrese Hunter, Texas

Dillon Mitchell, Texas

Jesse Edwards, West Virginia

*listed alphabetically by school*

**Preseason All-Big 12 Team**

L.J. Cryer, G, Sr., Houston

Hunter Dickinson, C, Sr., Kansas

Dejuan Harris Jr., G, Kansas

Emanuel Miller, F, Sr., TCU

Max Abmas, G, Gr., Texas

**Weekly Honors**

**Week Player of the Week**

Week 1 Ja'Kobe Walter, Baylor, G, Fr.

Week 2 Hunter Dickinson, Kansas, C, Sr.

Week 3 Kevin McCullar Jr., KU, G, Gr.

Week 4 Emanuel Miller, TCU, F, Sr.

Week 5 Arthur Kaluma, Kansas State, F, Jr.

Week 6 Micah Peavy, TCU, G, Sr.

Week 7 Raequan Battle, West Virginia, G, Gr.

Week 8 Raequan Battle, West Virginia, G, Gr.

Week 9 Hunter Dickinson, Kansas, C, Sr.

Week 10 Emanuel Miller, TCU, F, Sr.

Week 11

Week 12

Week 13

Week 14

Week 15

Week 16

Week 17

**Newcomer of the Week**

Hunter Dickinson, Kansas, C, Sr.

Hunter Dickinson, Kansas, C, Sr.

**Jaylin Sellers, UCF, G, Jr.**

RayJ Dennis, Baylor, G, Sr.

Chance McMillian, Texas Tech, G, Sr.

Keshon Gilbert, Iowa State, G, Jr.

Max Abmas, Texas, G, Gr.

Raequan Battle, West Virginia, G, Gr.

Keshon Gilbert, Iowa State, G, Jr.

Hunter Dickinson, Kansas, C, Sr.

Max Abmas, Texas, G, Gr.

**UCFACTS - KNIGHT NOTES (CONT.)**

**BEATING FLORIDA FOES**

- UCF has found success against in-state opponents under head coach Johnny Dawkins, going 26-10 against teams from Florida since his arrival. UCF finished its non-conference slate with a record of 4-2 against Sunshine State opponents this year, beating FIU, Jacksonville, Florida A&M and Bethune-Cookman. The Knights finished 3-3 against Florida foes last season with wins over Florida, Florida State and Stetson.
- The Knights opened the season with back-to-back in-state opponents, defeating FIU 85-62 and traveling to then No. 13 Miami with an 88-72 final in favor of the Hurricanes. In total, UCF will face teams from the state of Florida this season.
- Prior to the season's start, UCF had already beat Florida, Florida State, Miami, Stetson, South Florida, Jacksonville and Bethune-Cookman under Johnny Dawkins' run through the state. FIU and Florida A&M were added to that list this season.

**ANTWANN'S DEBUT**

- Fifth year transfer guard Antwann Jones made his UCF debut in the team's contest against Ole Miss on 12/10/23, playing in nearly 16 minutes, scoring three points while tallying four rebounds and three assists. The three assists were tied for the team lead on the evening. Jones was previously with Louisiana (2021-22), Creighton (2020-21) and Memphis (2018-19).

**SYLLA WAS SWISHING!**

- Sophomore forward Thierno Sylla had a breakout game against Jacksonville on 12/6, scoring 20 points and hauling in 11 rebounds and added two blocked shots and an assist. The points, rebounds, field goals made (seven) and attempted (11), as well as free throws made (four) and attempted (five) were all career highs.

**BRACKETOLOGY**

- As of ESPN's Joe Lunardi's Jan. 2 bracketology, UCF has either faced or will face a total of 10 teams slated to be in the NCAA Tournament this season. They are Houston (1-Seed), Kansas (1-Seed), BYU (3-Seed), Baylor (5-Seed), Oklahoma (5-Seed), Ole Miss (8-Seed), Iowa State (9-Seed), Miami (9-Seed), Texas (11-Seed, last four in) and South Dakota State (16-Seed). Additionally, four more Big 12 teams were listed on the bubble, as Kansas State, TCU and Texas Tech were categorized as first four out while Cincinnati was listed as one of the next four out.
- Nine teams on UCF's 2023-24 schedule made the 2022-23 NCAA Tournament with seven of the nine winning at least one tournament game. They are Miami (Final Four), Kansas State (Elite Eight), Texas (Elite Eight), Houston (Sweet 16), Kansas (Second Rd.), Baylor (Second Rd.), TCU (Second Rd.), West Virginia (First Rd.) and Iowa State (First Rd.).

**BUCKETS IN BUNCHES**

- UCF's streak of eight consecutive games of scoring 72 or more points in each contest to start a season was snapped after scoring 68 against Ole Miss on Dec. 10. The Knights averaged 79.2 points per game over the streak to start the 2023-24 campaign, which averaged 7.7 points per contest better than the 71.5 posted last season.
- The last time a UCF team began the first eight games of a season with 72 or more points scored in each game was during the 1979-80 season, a year in which the Knights went 24-4 and made a run to the Division II NCAA Tournament Sweet 16. That team pieced together 17 straight 72+ point outings to begin the year and averaged 101.2 points per game on the run.
- The 72+ point streak was the longest under Dawkins, besting a previous run of five in a row in the 2019-20 season.

**DEFENDING DECEMBER**

- UCF is 38-12 in the month of December under Johnny Dawkins, never losing more than two games in any December while he has been at the helm. Two of Dawkins' five victories over top-25 teams at UCF have come in the month of December.
- The Black and Gold are 29-4 at home in December during Dawkins' tenure.
- The Knights have averaged 72.2 points per game in December under Dawkins while holding foes to just 61.3 points per game, a double-digit margin of 10.9 points per contest.

**AVERY'S TRANSFER WAIVER APPROVED**

- Marchelus Avery, who arrived at UCF over the offseason from New Mexico State, had his NCAA transfer waiver approved on Nov. 15, making him eligible to play in the team's Nov. 16 contest against Cal St. Fullerton.
- After sitting out for the team's first two games, Avery made an instant impact, scoring nine points and collecting four rebounds and an assist in 14 minutes on the floor. He followed up his debut with 22 points and a career-high four three-point makes against South Dakota St. on Nov. 19.

**JACKSONVILLE CLASSIC CHAMPS**

- UCF earned a pair of hard-fought victories at the Jacksonville Classic hosted in St. Augustine, Fla., fending off a late South Dakota State rally to win 83-80 and then overcoming a deficit of eight in the second half and erasing a six-point deficit with just 1:14 remaining in overtime to power to a 74-71 victory over Charlotte. Darius Johnson was named tournament MVP.
- The trip was the Knights' last road trip in non-conference play, as they won't hit the road until their Big 12 Conference opener at Kansas State on Jan. 6.
- The Knights have earned three non-conference tournament titles under head coach Johnny Dawkins. Last season, UCF won the Baha Mar Hoops Bahamas Championship with a 60-56 overtime victory over Oklahoma State and a 57-50 win over Santa Clara. The Knights were winners of the Myrtle Beach Invitational during the 2018-19 campaign, beating Cal St. Fullerton, Saint Joseph's and Western Kentucky.

**NATIONALLY RANKED KNIGHTS**

Jaylin Sellers				Ibrahima Diallo			
Category	Value	NCAA Rk.	Big 12 Rk.	Category	Value	NCAA Rk.	Big 12 Rk.
Points per Game	17.5	106	4	Blocks	31	37	1
Points	262	171	6	Blocks per Game	2.07	25	1
Field Goal Percentage	43.5	288	12	Offensive Reb. per Game	2.60	118	7
Field Goals	87	240	9	Rebounds per Game	6.9	204	9
Field Goal Attempts	200	195	7	<b>Darius Johnson</b>			
Free Throw Percentage	82.9	152	9	Category	Value	NCAA Rk.	Big 12 Rk.
Free Throws	65	109	3	Assists per Game	3.5	235	18
Free Throw Attempts	78	165	4	Assists	53	282	19
Steals	22	316	16	Steals per Game	2.00	61	4
Steals per Game	1.47	264	14	Steals	30	88	5
Minutes per Game	32:04	245	10	Free Throw Percentage	78.9	236	13
<b>Omar Payne</b>				Minutes per Game	31:50	270	12
Category	Value	NCAA Rk.	Big 12 Rk.				
Blocks	21	140	8				
Blocks per Game	1.40	114	7				

updated to include all games through Sun., Jan. 14



**POLLS & RANKINGS**

AP POLL			COACHES POLL		
Week 11 - Jan. 15			Week 11 - Jan. 15		
Rk.	Team (1st Votes)	Record Pts.	Rk.	Team (1st Votes)	Record Pts.
1	UConn (39)	15-2 1542	1	UConn (20)	15-2 785
2	Purdue (20)	15-2 1506	2	Purdue (12)	15-2 762
3	<b>Kansas (3)</b>	<b>14-2 1426</b>	3	North Carolina	13-3 717
4	North Carolina (1)	13-3 1407	4	<b>Kansas</b>	<b>14-2 713</b>
5	<b>Houston</b>	<b>14-2 1236</b>	5	<b>Houston</b>	<b>14-2 619</b>
6	Tennessee	12-4 1147	6	Duke	13-3 590
7	Duke	13-3 1130	7	Tennessee	12-4 574
8	Kentucky	12-3 1123	8	Wisconsin	13-3 533
9	<b>Baylor</b>	<b>14-2 1055</b>	9	<b>Baylor</b>	<b>14-2 523</b>
10	Memphis	15-2 987	10	Kentucky	12-3 514
11	Wisconsin	13-3 948	11	Auburn	14-2 509
12	Arizona	12-4 918	12	Memphis	15-2 489
13	Auburn	14-2 905	13	Arizona	12-4 424
14	Illinois	12-4 660	14	Illinois	12-4 319
15	<b>Oklahoma</b>	<b>13-3 633</b>	15	Creighton	13-4 261
16	Utah State	16-1 538	16	<b>Oklahoma</b>	<b>13-3 239</b>
17	Marquette	11-5 516	17	Utah State	16-1 238
18	Creighton	13-4 433	18	Marquette	11-5 214
19	<b>TCU</b>	<b>13-3 293</b>	19	<b>BYU</b>	<b>13-3 174</b>
20	<b>BYU</b>	<b>13-3 270</b>	20	<b>Iowa State</b>	<b>13-3 152</b>
21	Dayton	13-2 261	21	<b>Ole Miss</b>	<b>15-1 151</b>
22	<b>Ole Miss</b>	<b>15-1 236</b>	22	<b>TCU</b>	<b>13-3 150</b>
23	Florida Atlantic	13-4 221	23	Dayton	13-2 130
24	<b>Iowa State</b>	<b>13-3 195</b>	24	San Diego State	14-3 102
25	<b>Texas Tech</b>	<b>14-2 191</b>	25	<b>Texas Tech</b>	<b>14-2 92</b>

**RECEIVING VOTES:** Colorado St. 169, San Diego St. 153, Seton Hall 89, Alabama 60, Grand Canyon 49, Clemson 38, Boise St. 22, Nevada 22, **Texas 20**, Oregon 17, St. John's 15, New Mexico 14, NC State 8, Princeton 5, Gonzaga 5, Utah 3, Mississippi St. 3, South Carolina 2, Villanova 2, McNeese St. 1, James Madison 1.

**RECEIVING VOTES:** Colorado State 81, Florida Atlantic 67, Alabama 60, Seton Hall 40, Clemson 39, Grand Canyon 34, **Texas 20**, Nevada 14, Gonzaga 11, Oregon 10, NC State 9, Villanova 8, James Madison 8, Princeton 7, St. John's 6, Florida State 4, Wake Forest 2, Nebraska 2, Florida 2, New Mexico 1, Indiana State 1

\* UCF opponents listed in bold italics.

**UCFACTS - KNIGHT NOTES (CONT.)**

• The Jacksonville Classic was hosted by Flagler, whose court is dubbed Clark Family Court after former UCF great Bo Clark who played with the Knights from 1975-80. He came to talk with the team prior to the tournament's start and attended both games. Clark still leads the Black and Gold in all-time points, scoring average, field goals made and attempted and free throws made and is eighth in assists and 10th in steals. His number, 23, is retired high above Addition Financial Arena.

**TALL GUYS**

- UCF ranks as the 79th tallest team in the country when counting players that have played in a game, according to KenPom.com and is ranked 27th in effective height and 18th at the center position. "Effective height" according to KenPom is the average of the center and power forward position.
- All of UCF's forwards are 6'7" or taller and three of them measure 6'10" or higher (Ibrahima Diallo, 7'0"; Thierno Sylla, 6'11"; Omar Payne, 6'10").

**NEW KIDS ON THE BLOCK MAKE AN IMMEDIATE IMPACT OPENING NIGHT**

- Ten of the 13 Knights who saw minutes against FIU were making their debuts for UCF. The newcomers combined for 61 points, 12 assists, and 31 rebounds. Of the 10 who made their Knight debuts, eight were not on the roster last season while the other two redshirted with the Black and Gold last season.
- UCF was one of just 16 teams in NCAA Division I with a completely different starting five in the 2023-24 season opener when compared to the 2022-23 starting five. Darius Johnson was the lone returner from the previous year to be in the starting lineup in 2023-24, but he missed the 2022-23 opener with an injury.

**KNIGHTS WORLDWIDE**

- UCF is one of 13 teams in NCAA Division I that has six or more countries represented on the 2023-24 roster.
- Outside of the 12 players on the roster from the U.S., the Knights have a player from Lithuania, Senegal, Thailand, Germany and Guinea. Overall, four continents are represented on this year's squad (North America, 12; Africa, 2; Europe, 2; Asia, 1)
- Arizona, Hawaii and Portland lead the nation with the most diverse rosters, having eight countries represented. UCLA and Sacramento State have seven while UCF, Oregon State, Georgia Tech, Stetson, Albilene Christian, Utah, Southern Miss and Campbell each have six.
- Of the eight teams with six or more countries represented, the country most represented on a single team outside the United States was Australia, which had four players represented on Sacramento State.

**NEW KNIGHTS**

- UCF has 10 newcomers on this year's roster. Of the newcomers, four are fifth-year players, two are seniors, one is a junior and three are freshmen. UCF's newcomers for the 2023-24 season that played collegiately during 2022-23 combined for 56.5 points per game last year.
- According to KenPom, UCF is bottom 35 in continuity ranking, ranked No. 333. However, UCF is in the top 40% of teams in KenPom's experience category, sitting at No. 124.
- Shemarri Allen, a transfer from UMKC, was named to the All-Summit League Second Team and All-Defensive Team last season, all while scoring 17 points per game. Jaylin Sellers was named All-MAC Third Team at Ball State last year, scoring 13.5 points per game and shooting 45% from three-point land.
- Freshmen Mintautas Mockus and Nils Machowski come to UCF after playing basketball in Lithuania and Germany, respectively, while rookie Comeh Emuobor was a consensus top 200 recruit entering the college scene.
- Other transfers rostered are Omar Payne (transferred in from Jacksonville), Ibrahima Diallo (San Jose State), DeMarr Langford Jr. (Boston College), Marchelus Avery (New Mexico State) and Antwann Jones, who was inactive last season but was on Louisiana's roster in 2021-22.

**A SUMMER TO REMEMBER**

- There were many memorable moments for UCF over the summer. The program had its first lottery pick at the NBA Draft, officially moved to the Big 12 Conference, took a 10-day trip to Italy and saw head coach Johnny Dawkins enshrined in the National Collegiate Basketball Hall of Fame.
- **June 22** - Taylor Hendricks became UCF's first lottery pick and first rounder, going ninth overall to the Utah Jazz in the 2023 NBA Draft. He became the Knights' fifth former student-athlete to play in the NBA when he participated in Utah's season opener against Sacramento. Hendricks was also UCF's first one-and-done.
- **July 1** - UCF officially became a part of the Big 12 after spending 10 seasons in the American Athletic Conference. Before that, the Knights were a part of Conference USA (2005-13), Atlantic Sun (1993-05), Sun Belt (1991-92) and American South (1990-91) in their Division I era. UCF won all four of its conference titles in the Atlantic Sun. A full breakdown of UCF's conference affiliation can be found on page three.
- **Aug. 6-16** - UCF took a tour of Italy, playing four games over the course of the 10-day trip and winning all four, giving a squad with 10 newcomers and 17 total student-athletes time to gel on and off the court.
- **Aug. 30** - UCF head coach Johnny Dawkins is enshrined in the National Collegiate Basketball Hall of Fame for his days as a player at Duke. He was inducted alongside his legendary coach, Mike Krzyzewski. Dawkins played for the Blue Devils from 1982-83 through 1985-86, earning consensus All-America honors twice and was named the 1986 Naismith National Player of

**UCF WEEK-BY-WEEK**

	AP	COACHES	NET	ESPN BPI	KENPOM	RECORD
Preseason	NR	NR	-	49	72	0-0
Week 2	NR	NR	-	48	73	1-1
Week 3	NR	NR	-	47	64	3-1
Week 4	NR	NR	-	59	78	4-2
Week 5	NR	NR	112	66	79	5-2
Week 6	NR	NR	83	58	75	6-3
Week 7	NR	NR	84	57	80	6-3
Week 8	NR	NR	82	61	78	8-3
Week 9	NR	NR	69	53	75	9-3
Week 10	NR	NR	80	64	87	9-4
Week 11	NR	NR	75	64	77	10-5
Week 12	-	-	-	-	-	-
Week 13	-	-	-	-	-	-
Week 14	-	-	-	-	-	-
Week 15	-	-	-	-	-	-
Week 16	-	-	-	-	-	-
Week 17	-	-	-	-	-	-
Week 18	-	-	-	-	-	-
Week 19	-	-	-	-	-	-
Final	-	-	-	-	-	-

All rankings are updated on Monday of each respective week. First NET rankings debuted in Week 5.

**BIG 12 CONFERENCE TEAMS IN NATIONAL POLLS**

Week	Baylor	BYU	UCF	Cincinnati	Houston	Iowa State	Kansas	Kansas State	Oklahoma	Okl. State	TCU	Texas	Texas Tech	West Virginia
Preseason	20/17	-	-	-	7/6	-/RV	1/1	RV/RV	-	-	RV/RV	18/18	-	-
Week 2	15/13	RV/RV	-	-	6/6	RV/RV	1/1	-	-	-	RV/RV	19/17	-	-
Week 3	13/12	RV/RV	-	-	6/6	RV/RV	1/1	-/RV	RV/-	-	RV/RV	15/17	-	-
Week 4	9/9	19/19	-	RV/RV	6/5	RV/RV	5/6	RV/-	25/RV	-	RV/RV	16/18	-	-
Week 5	6/6	14/113	-	RV/RV	2/3	-/RV	2/3	-	19/22	-	RV/RV	12/16	-	-
Week 6	6/6	18/17	-	-/RV	4/3	RV/RV	2/2	RV/-	11/12	-	RV/RV	19/22	-	-
Week 7	10/10	17/15	-	-	3/3	RV/RV	2/2	-	7/8	-	RV/RV	19/22	-	-
Week 8	17/19	14/12	-	-	3/3	RV/RV	2/2	-	12/13	-	-/RV	21/24	-	-
Week 9	18/18	12/12	-	-	3/3	RV/RV	2/2	-	11/11	-	-/RV	20/22	-	-
Week 10	14/14	18/17	-	RV/RV	2/2	RV/RV	3/3	-	9/9	-	RV/RV	25/RV	RV/RV	-
Week 11	9/9	20/19	-	-	5/5	24/20	3/4	-	15/16	-	19/22	RV/RV	25/25	-
Week 12	-	-	-	-	-	-	-	-	-	-	-	-	-	-
Week 13	-	-	-	-	-	-	-	-	-	-	-	-	-	-
Week 14	-	-	-	-	-	-	-	-	-	-	-	-	-	-
Week 15	-	-	-	-	-	-	-	-	-	-	-	-	-	-
Week 16	-	-	-	-	-	-	-	-	-	-	-	-	-	-
Week 17	-	-	-	-	-	-	-	-	-	-	-	-	-	-
Week 18	-	-	-	-	-	-	-	-	-	-	-	-	-	-
Week 19	-	-	-	-	-	-	-	-	-	-	-	-	-	-
FINAL	-	-	-	-	-	-	-	-	-	-	-	-	-	-

Rankings are listed as AP/USA Today

**ON THIS DAY IN UCF MBB HISTORY**

**JANUARY**  
**17**

2017 - UCF 86, South Florida 64 - Orlando, Fla.  
Head coach Johnny Dawkins' first taste of the War On I-4 rivalry between the Knights and Bulls was a good one, as UCF stormed to a 22-point victory. The Knights beat South Florida a total of three times in Dawkins' first season at the helm, aiding in UCF punching its ticket to the NIT, a trip that eventually led to the NIT Semifinals.

**QUICK GLANCE - GAME LEADERS**

<b>Points</b>	<b>Rebounds</b>	<b>Steals</b>	<b>20-Point Games</b>
Jaylin Sellers - 7	Ibrahima Diallo - 6	Darius Johnson - 7	Jaylin Sellers - 4
Darius Johnson - 6	Jaylin Sellers - 4	Shemarri Allen - 5	Darius Johnson - 2
Marchelus Avery - 1	Omar Payne - 2	Jaylin Sellers - 3	Marchelus Avery - 1
Thierno Sylla - 1	Thierno Sylla - 2	Marchelus Avery - 2	Thierno Sylla - 1
<b>Assists</b>	Shemarri Allen - 2	DeMarr Langford Jr. - 1	<b>30-Point Games</b>
Darius Johnson - 9	Marchelus Avery - 1	<b>Double Digit Points</b>	Jaylin Sellers - 1
Shemarri Allen - 5	<b>Blocks</b>	Jaylin Sellers - 14	<b>Double Digit Rebs.</b>
Nils Machowski - 2	Ibrahima Diallo - 10	Darius Johnson - 13	Ibrahima Diallo - 3
Jaylin Sellers - 2	Omar Payne - 4	Marchelus Avery - 6	Omar Payne - 1
Ibrahima Diallo - 1	Shemarri Allen - 3	Shemarri Allen - 3	Jaylin Sellers - 1
Antwann Jones - 1	Marchelus Avery - 2	Ibrahima Diallo - 2	Thierno Sylla - 1
DeMarr Langford Jr. - 1	Thierno Sylla - 1	Nils Machowski - 1	<b>Double-Doubles</b>
Omar Payne - 1	C.J. Walker - 1	Antwann Jones - 1	Ibrahima Diallo - 2
		Thierno Sylla - 1	Jaylin Sellers - 1
		C.J. Walker - 1	Thierno Sylla - 1

**IN UCF WINS VS. LOSSES**

	IN UCF WINS	IN UCF LOSSES
Field Goal Percentage	44.7%	37.1%
Three-Point Percentage	35.2%	23.2%
Free Throw Percentage	69.4%	67.6%
Rebounds per Game	40.7	38.4
Offensive Rebounds per Game	12.5	16.0
Rebound Margin	+6.5	+3.8
Assists per Game	13.5	9.8
Turnovers per Game	12.4	13.8
Points per Game	78.6	66.4
Opponent Points per Game	58.7	76.6
Opponent Field Goal Percentage	37.2%	45.2%
Opponent Three-Point Percentage	26.8%	40.5%
Opponent Free Throw Percentage	68.0%	79.7%
Opponent Turnovers per Game	17.3	15.0

**DOUBLE-DOUBLE TRACKER**

Date	Opponent	Player	Pts.	Reb.	Ast.	Stl.
Nov. 10	at #13/13 Miami	Jaylin Sellers	22	11	1	2
Nov. 20	vs. Charlotte	Ibrahima Diallo	10	14	0	3
Dec. 6	Jacksonville	Thierno Sylla	20	11	1	0
Jan. 13	#18/17 BYU	Ibrahima Diallo	11	19	1	0

**2023-24 SUPERLATIVES**

**Largest UCF Lead**  
44, vs. Bethune-Cookman (12/29/23)  
44, vs. Jacksonville (12/6/23)

**Largest UCF Deficit in a Win**  
16, vs. Kansas (1/10/24)

**Largest UCF Halftime Lead**  
30, vs. Jacksonville (12/6/23)

**Highest UCF First Half FG%**  
51.7%, vs. Maine (12/18/23)

**Highest UCF Second Half FG%**  
61.5%, vs. South Dakota St. (11/19/23)

**Most Points by UCF in First Half**  
48, vs. Jacksonville (12/6/23)

**Fewest Points by Opponent in First Half**  
18, vs. Maine (12/18/23)  
18, vs. Jacksonville (12/6/23)  
18, vs. Cal St. Fullerton (11/16/23)

**Most Points by UCF in Second Half**  
54, vs. Bethune-Cookman (12/29/23)

**Fewest Points by Opponent in Second Half**  
23, vs. Kansas (1/10/24)

**Largest Halftime Deficit Erased**  
8, vs. Kansas (1/10/24)

**Largest Margin of Victory**  
44, vs. Bethune-Cookman (12/29/23)

**Biggest UCF Deficit**  
35, at Kansas State (1/6/24)

**Biggest UCF Lead in a Loss**  
13, vs. Stetson (11/26/23)

**Biggest Halftime Deficit**  
16, at Kansas State (1/6/24)

**Lowest UCF First Half FG%**  
21.6%, at Kansas State (1/6/24)

**Lowest UCF Second Half FG%**  
35.3%, vs. Ole Miss (12/10/23)

**Fewest Points by UCF in First Half**  
19, at Kansas State (1/6/24)

**Most Points by Opponent in First Half**  
41, at #13/13 Miami (11/10/23)

**Fewest Points by UCF in Second Half**  
33, at Kansas State (1/6/24)  
33, vs. Maine (12/18/23)  
33, vs. Lipscomb (12/2/23)

**Most Points by Opponent in Second Half**  
55, vs. Stetson (11/26/23)

**Largest Halftime Lead Blown**  
6, vs. Stetson (11/26/23)

**Largest Margin of Defeat**  
25, at Kansas State (1/6/24)

**UCFACTS - KNIGHT NOTES (CONT.)**

the Year and was named All-American as a freshman in 1983. Dawkins later went on to coach with "Coach K" for 10 seasons, winning a national championship in 2000-01

**DAWKINS ERA AT UCF**

- Johnny Dawkins picked up career win No. 100 in the Knights' win over N.C. A&T on Dec. 11, 2022, becoming just the third coach in UCF history to reach the milestone. Dawkins is 140-90 since starting with the Knights in 2016, a win percentage of .605, the second best of any UCF coach (Torchy Clark, .754 from 1969-83).
- He has the third-most wins of any UCF coach, trailing only Clark's 274 and Kirk Speraw's 247 from 1993-2010.
- Dawkins is the fastest coach to earn 100 wins in program history in the Division I era, needing only 162 games to do so.
- Dawkins had his squad off to a 4-0 start to begin the 2021-22 season, tying 2017-18 for his best start to a season at UCF.
- Dawkins led UCF to its first NIT Final Four (2017), first at-large berth to the NCAA Tournament (2019) and first NCAA Tournament win (2019). Additionally, he led the Knights back to the postseason in 2023, reaching the NIT Second Round.
- Prior to Dawkins' arrival at UCF, the program had won three games against ranked opponents from 1984-2016. Since Dawkins has taken over, the Knights have won six contests against ranked foes, bringing the program total to eight.
- UCF had never won two games against ranked teams in a single season until the Knights did it in a span of five days, taking down No. 6 Houston and No. 19 Cincinnati late in 2018-19.

**POSTSEASON PUSHES**

- The Knights have made the postseason in three of Johnny Dawkins' seven years at the helm of the UCF program. It's an unprecedented stretch, the first of its kind in Knights history.
- UCF experienced immediate postseason success by making the NIT in the first year under Dawkins' new leadership, reaching the NIT Semifinal in Madison Square Garden in 2016-17.
- The Black and Gold returned to the NCAA Tournament for the first time since 2005 when they earned an at-large bid into the 2019 bracket as a No. 9 seed. Dawkins led the Knights to their first NCAA Tournament victory in program history, beating VCU 73-58 in the first round. The Black and Gold were narrowly defeated in the next round, falling to top-seeded Duke 77-76.
- UCF returned to the postseason by making the NIT in 2022-23 and earning a first round victory over in-state foe Florida. The Knights were the only team to hold Florida below 50 points during 2022-23 while the 49 Gator points were the least they've scored at home since Jan. 13, 1962 when they beat Auburn 43-40. Taylor Hendricks led the way with 17 points and eight rebounds in the victory.
- The Knights have been to five total NCAA DI Tournaments and three NITs, totaling eight postseason appearances.

**LEAGUED HIM!**

- Taylor Hendricks became UCF's first lottery pick and first round selection, getting drafted by the Utah Jazz with the ninth pick in the 2023 NBA Draft.
- Hendricks became the third Knight selected in the NBA Draft and second in the modern era, joining Jermaine Taylor (2009, Round 2, Pick 32) and Bennie Shaw (1976, Round 9, Pick 146). Hendricks became the fifth Knight to ever play in the NBA, joining Taylor (Houston, Sacramento), Tacko Fall (Boston, Cleveland), Mark Jones (Orlando) and Matt Williams (Miami).
- The Big 12 Conference has 57 players on NBA rosters as of the beginning of the 2023-24 season. UCF is one of 12 teams in the conference to have at least one player represented on an NBA roster. Hendricks is joined on the Jazz by four other alumni from Big 12 institutions; Keyonte George (Baylor), Talen Horton-Tucker (Iowa State), Ochai Agbaji (Kansas) and Udoka Azubuike (Kansas).
- While at UCF, Hendricks shattered the American Athletic Conference record for most rookie of the week honors won, tallying nine with the previous record being six. He was unanimously named to the league's all-freshman team and received a nod to the all-conference second team.
- Hendricks led the team in scoring, averaging 15.1 points per game (515 total points) and also in rebounding, averaging 7.0 boards per contest (237 total rebounds, 80 offensive). He started all 34 of UCF's games, one of two Knights to do so on the 2022-23 roster and played 1,179 minutes, the second most in a single season in program history.
- Hendricks was the only in the country to finish the season with 60+ three pointers, 55+ blocks and 35+ dunks.
- When all was said and done, Hendricks had shattered UCF rookie records. He finished with the most single-season points

**GAME-BY-GAME LEAD/DEFICIT**

Date	Opponent	Result	Largest Lead	Largest Deficit	Time Led	Time Trailed	Lead Changes
Nov. 6	FIU	W, 85-62	30 (2nd half, 16:11)	2 (1st half, 19:08)	38:25	0:22	1
Nov. 10	at #13/13 Miami	L, 88-72	Never Led	20 (2nd half, 0:54)	0:00	39:44	None
Nov. 16	Cal St. Fullerton	W, 72-44	32 (2nd half, 3:03)	5 (1st half, 16:43)	31:23	7:25	2
Nov. 19	South Dakota St.	W, 83-80	8 (2nd half, 17:06)	7 (1st half, 10:15)	28:27	8:08	5
Nov. 20	Charlotte	W, 74-71 (OT)	9 (1st half, 12:20)	8 (2nd half, 11:03)	14:22	25:40	8
Nov. 26	Stetson	L, 85-82	13 (1st half, 11:31)	6 (2nd half, 3:03)	32:41	6:21	3
Dec. 2	Lipscomb	W, 72-57	18 (2nd half, 18:54)	3 (1st half, 16:44)	34:57	3:29	3
Dec. 6	Jacksonville	W, 94-52	44 (2nd half, 1:16)	Never Trailed	38:29	0:00	None
Dec. 10	Ole Miss	L, 70-68	3 (1st half, 15:33)	9 (1st half, 0:39)	8:22	24:21	10
Dec. 18	Maine	W, 74-51	32 (2nd half, 11:55)	1 (1st half, 16:59)	36:39	1:17	6
Dec. 21	Florida A&M	W, 69-56	13 (2nd half, 3:37)	2 (1st half, 7:15)	33:45	1:07	2
Dec. 29	Bethune-Cookman	W, 98-54	44 (2nd half, 5:09)	3 (1st half, 15:28)	36:55	2:32	4
Jan. 6	at Kansas State	L, 77-52	Never Led	35 (2nd half, 12:00)	0:00	39:34	None
Jan. 10	#3/3 Kansas	W, 65-60	7 (1st half, 17:49)	16 (1st half, 3:45)	16:22	21:59	4
Jan. 13	#18/17 BYU	L, 63-58	4 (1st half, 14:41)	13 (2nd half, 7:17)	5:02	33:04	4
Jan. 17	at Texas						
Jan. 20	at #5/5 Houston						
Jan. 23	West Virginia						
Jan. 27	at Cincinnati						
Jan. 31	Baylor						
Feb. 3	Oklahoma						
Feb. 10	at Texas Tech						
Feb. 13	at BYU						
Feb. 17	Cincinnati						
Feb. 20	at West Virginia						
Feb. 24	Texas Tech						
Feb. 28	at Oklahoma State						
Mar. 2	Iowa State						
Mar. 6	Houston						
Mar. 9	TCU						



## HISTORY VS. RANKED OPPONENTS

Date	Rank/Opponent	Result
1/13/24	No. 17 BYU	L, 63-58
1/10/24	No. 3 Kansas	W, 65-60
1/25/23	No. 3 Houston	L, 82-71
12/31/22	at No. 3 Houston	L, 71-65
2/27/22	at No. 14 Houston	L, 70-52
1/29/22	No. 7 Houston	L, 63-49
12/1/21	at No. 20 Auburn	L, 85-68
1/17/21	at No. 11 Houston	L, 75-58
12/26/20	vs. No. 6 Houston	L, 63-54
12/19/20	at No. 15 Florida State	W, 86-74
3/24/19	vs. No. 1 Duke	L, 77-76
3/7/19	No. 19 Cincinnati	W, 58-55
3/2/19	at No. 6 Houston	W, 67-62
2/21/19	at No. 23 Cincinnati	L, 60-55
2/7/19	No. 12 Houston	L, 77-68
3/9/18	vs. No. 21 Houston	L, 84-56
3/1/18	No. 11 Wichita State	L, 75-71 (OT)
2/6/18	at No. 6 Cincinnati	L, 77-40
1/25/18	at No. 16 Wichita State	L, 81-62
1/16/18	No. 11 Cincinnati	L, 49-38
12/3/17	at No. 24 Alabama	W, 65-62
11/24/17	vs. No. 20 West Virginia	L, 83-45
3/11/17	vs. No. 12 SMU	L, 70-59
2/26/17	No. 15 Cincinnati	W, 53-49
2/8/17	at No. 11 Cincinnati	L, 60-50
11/20/16	vs. No. 3 Villanova	L, 67-57
1/10/16	at No. 15 SMU	L, 88-73
3/13/14	vs. No. 12 Cincinnati	L, 61-58
3/1/14	at No. 23 SMU	L, 70-55
2/19/14	No. 7 Cincinnati	L, 77-49
2/12/14	at No. 20 Memphis	L, 76-70
2/9/14	No. 22 Connecticut	L, 75-55
2/1/14	at No. 7 Louisville	L, 87-70
1/29/14	No. 22 Memphis	L, 69-59
1/23/14	at No. 15 Cincinnati	L, 69-51
12/31/13	No. 10 Louisville	L, 90-65
3/2/13	No. 17 Memphis	L, 76-67
2/13/13	at No. 22 Memphis	L, 93-71
11/23/12	at No. 7 Florida	L, 79-66
11/25/11	vs. No. 4 UConn	W, 68-63
11/14/11	at No. 24 Florida State	L, 73-50
12/1/10	vs. No. 16 Florida	W, 57-54 **
1/5/10	at No. 14 Ole Miss	L, 84-56
12/20/09	at No. 14 UConn	L, 60-51
2/9/08	at No. 1 Memphis	L, 85-64
11/23/07	vs. No. 18 Kansas State	L, 73-71 (OT)
11/22/07	vs. No. 19 Villanova	L, 76-68
1/31/07	No. 11 Memphis	L, 87-65
1/28/06	at No. 3 Memphis	L, 94-61
1/3/06	at No. 19 Kentucky	L, 59-51
12/3/05	at No. 11 Florida	L, 80-47
3/18/05	vs. No. 13 UConn	L, 77-71
3/19/04	vs. No. 6 Pittsburgh	L, 53-44
12/4/03	vs. No. 2 Florida	L, 59-39
12/12/02	No. 25 Coll. of Charleston	W, 82-64
11/27/98	at No. 7 Michigan State	L, 87-64
3/14/96	vs. No. 2 UMass	L, 92-70
12/19/95	at No. 19 Georgia	L, 103-54
3/17/94	vs. No. 6 Purdue	L, 98-67
12/7/91	at No. 5 North Carolina	L, 101-72
12/2/89	at No. 12 North Carolina	L, 92-42
12/28/88	vs. No. 10 Florida State	L, 97-64
11/25/88	at No. 17 Florida State	L, 133-79
11/27/84	at No. 17 Arkansas	L, 59-45

highest ranking at time of game is listed

\*\* Florida win vacated by the NCAA

### Record Breakdown vs. Ranked Teams

No. 1	Top 5	Top 10	Top 25
0-2	2-9	3-20	8-55**

All games from the previous category are included in next column. Don't add!

Home	Away	Neutral
4-12	3-28	1-15**

\*\* indicates a win vacated by the NCAA (vs. Florida, 12/1/10), actual value displayed in each category are accurate

## UCFACTS - KNIGHT NOTES (CONT.)

(515), scoring average (15.1), rebounds (237), offensive rebounds (80), rebound average (7.0) field goal makes and attempts (184-for-385), free throw makes and attempts (86-for-110) and minutes (1,179), all tops of UCF's freshman leaderboards. He was second in blocks (59), fourth in steals (31) and three-point field-goals (61). He also finished 10th on UCF's all-time three-point percentage list.

### CHECK OUT THE CHECK!

- UCF Athletics has renewed its contract with Nike. A new five-year deal keeps Nike as the official apparel and footwear provider of the Knights through the 2028-29 academic year.
- UCF will continue to work directly with Nike as the official supplier of uniforms, equipment and apparel for UCF Athletics.
- "As a Nike school since 2010, UCF has experienced tremendous growth with this partnership, and we will continue to elevate in the Big 12 Conference," says UCF vice president and director of athletics Terry Mohajir. "Nike has allowed us to innovate and enhance our brand among some of the best in the country. We look forward to our direct collaboration with our partners at Nike and their renewed commitment and belief in UCF Athletics."

### LEONARD LEADING THE WAY

- UCF's assistant director of operations, Morgan Leonard, is one of 37 women on a Division I men's basketball staff. She is a 2018 UCF graduate and was named a recipient of the 2023 UCF Alumni 30 Under 30 Award.



**MEDIA QUICK GLANCE SHEET**
*last game's starters noted with gold numbers*


# 1

**ANTWANN JONES**

5th • G • 6-6 • 215 • Orlando, Fla. • Louisiana/Creighton/Memphis						
GP/GS	PPG	APG	RPG	FG%	3FG%	FT%
23-24	6/0	2.5	1.2	1.8	35.7%	37.5%
Career	79/8	3.8	1.5	2.5	40.1%	33.3%
Career Highs	Pts: 16	Asst: 6	Reb: 7	Stl: 3		
Season High	Pts: 10	Asst: 3	Reb: 4	Stl: 0		

- Scored 10 points in UCF's 44-point win over Bethune-Cookman on 12/29/23, his first double-digit scoring effort since 12/23/20 against Xavier as a member of Creighton's program where he scored 13
- Recorded a team-high three assists in his first game as a Knight in UCF's two-point loss to Ole Miss on 12/10/23
- 12/10/23 was the first game of the season that Jones was eligible to play
- Did not play during the 2022-23 season
- Played in eight games in 2021-22 with Louisiana, including one start; recorded nine assists and one block while there



# 2

**SHEMARRRI ALLEN**

5th • G • 6-4 • 190 • Arden, N.C. • UMKC/Cowley CC						
GP/GS	PPG	APG	RPG	FG%	3FG%	FT%
23-24	15/14	7.0	2.3	4.1	38.3%	22.7%
Career	74/49	10.0	2.4	4.0	43.4%	27.1%
Career Highs	Pts: 34	Asst: 9	Reb: 9	Stl: 6		
Season High	Pts: 14	Asst: 5	Reb: 9	Stl: 5		

- Led the Knights in steals against No. 18/17 BYU with a season-high five swipes, previous season high was four vs. CSFU
- Scored a season-high 14 points against Ole Miss, followed that up with nine points, nine rebounds and five assists vs. Maine
- Began his UCF campaign by leading the team in assists and tied for the team lead in steals in the '23-'24 opener
- Led the Summit League in steals in 2022-23 with 59; Ranked top 10 in conference in FG% (6th), free throws made (5th), minutes per game (6th) and points per game (6th). Named All-Defensive Team and Second Team All-Conference.
- Scored double-digit points in 25 games in 2022-23, including 10 games of 20 or more points



# 3

**DARIUS JOHNSON**

Jr. • G • 6-1 • 200 • Boyds, Md.						
GP/GS	PPG	APG	RPG	FG%	3FG%	FT%
23-24	15/14	14.4	3.5	2.9	41.8%	38.7%
Career	70/49	9.4	3.5	3.1	37.6%	31.2%
Career Highs	Pts: 25	Asst: 10	Reb: 8	Stl: 7		
Season High	Pts: 25	Asst: 7	Reb: 6	Stl: 4		

- Has made 47.8% of his last 46 three-point attempts, raising his three-point percentage to 38.3 on the year
- Scored double digit points in 14 of 25 games last season and already has 13 double-digit efforts in 2023-24
- Scored a career-high 25 points against Charlotte in the Jacksonville Classic, earning him MVP of the tournament. Tied that career-high four games later against Ole Miss on 12/10/23.
- Tallied his 200th career assist in the team's contest against Miami (11/10/23)
- Tallied two games with 10 assists (vs. Stetson, 12/21/22; vs. Tulsa 2/11/23), resulting in two double-doubles in 2022-23



# 4

**COMEH EMUOBOR**

Fr. • G • 6-5 • 205 • Raleigh, N.C.						
GP/GS	PPG	APG	RPG	FG%	3FG%	FT%
23-24	8/0	2.3	0.1	1.0	35.0%	100%
Career	8/0	2.3	0.1	1.0	35.0%	100%
Career Highs	Pts: 5	Asst: 1	Reb: 3	Stl: 1		
Season High	Pts: 5	Asst: 1	Reb: 3	Stl: 1		

- Scored his first points with a three-ball against Cal St. Fullerton in UCF's third game, added two more on a free throw
- Made his collegiate debut in UCF's '23-'24 opener, pulling in one rebound in 6:18 of action
- A three-star small forward recruit ranked No. 7 in North Carolina and No. 41 at his position according to 247 Sports
- A top 200 national recruit according to 247 Sports' composite ranking
- Transferred to Brewster Academy for his senior season in high school
- Was North Carolina All-State in his sophomore and junior seasons, spending both at Ravenscroft High in Raleigh



# 5

**OMAR PAYNE**

5th • F • 6-10 • 228 • Kissimmee, Fla. • Jacksonville/Illinois/Florida						
GP/GS	PPG	APG	RPG	FG%	3FG%	FT%
23-24	15/13	4.8	0.7	3.8	59.1%	40.0%
Career	126/40	3.6	0.4	3.0	63.0%	50.0%
Career Highs	Pts: 19	Asst: 3	Reb: 11	Stl: 3	Bk: 5	
Season High	Pts: 10	Asst: 3	Reb: 10	Stl: 3	Bk: 3	

- Swatted a season-high three blocked shots against Maine and then again in UCF's Big 12 opener at Kansas State
- Scored seven points and grabbed nine rebounds with three assists and two steals against former team Jacksonville
- Snatched a career-high three steals in UCF's win over South Dakota St.
- Scored four points with six rebounds in 15 minutes of game time in his first game as a Knight.
- Led Jacksonville in field goal percentage (.598) and blocks (26) last season
- Was on NCAA Tournament teams with Illinois (2021-22) and Florida (2020-21)



# 11

**IBRAHIMA DIALLO**

5th • F • 7-0 • 246 • Saly, Senegal • San Jose State/Ohio State						
GP/GS	PPG	APG	RPG	FG%	3FG%	FT%
23-24	15/2	6.8	0.5	6.9	60.0%	52.6%
Career	76/49	5.6	0.3	5.6	55.3%	47.6%
Career Highs	Pts: 16	Asst: 3	Reb: 19	Stl: 3	Bk: 8	
Season High	Pts: 13	Asst: 3	Reb: 19	Stl: 3	Bk: 5	

- Led the Big 12 in blocks per game from Nov. 17-Dec. 29, and retook the lead on Jan. 2; averages 2.07 rejections per gm.
- Recorded his second double-double of the season with 11 points and 19 rebounds against BYU, the fifth double-double of his career. The 19 rebounds was a career-high and tied him for ninth on UCF's single-game list. Was his 2nd UCF start.
- Earned his first UCF start on 1/10/24 against Kansas and posted a season-high in points (13) and assists (3)
- Has led UCF in blocks in 10 contests so far in 2023-24, blocking three or more shots in five games
- Arrived in the United States from Senegal in 2016, while he was in high school



# 12

**DEMARR LANGFORD JR.**

Sr. • G • 6-5 • 230 • Worcester, Mass. • Boston College						
GP/GS	PPG	APG	RPG	FG%	3FG%	FT%
23-24	11/7	2.4	0.9	1.5	45.5%	50.0%
Career	83/61	8.0	1.8	3.7	44.4%	25.4%
Career Highs	Pts: 23	Asst: 8	Reb: 11	Stl: 4		
Season High	Pts: 7	Asst: 5	Reb: 5	Stl: 3		

- Recorded a season-high five assists against Bethune-Cookman on 12/29/23, leading the team in assists that evening
- Pulled in a season-high five rebounds his last time out vs. Maine on 12/18/23
- Earned a start for his first appearance as a Knight, scoring five points, three assists, two steals and a rebound
- Played in 23 games, starting in 15 and playing 651 minutes with Boston College in 2022-23; averaged 7.0 points per game and shot 44.2% (65-for-147) from the field
- Scored a season-high 20 points on the road at No. 16 Miami on 1/11/23 while with Boston College



# 13

**MARCHELUS AVERY**

Sr. • F • 6-7 • 210 • Richmond, Va. • New Mexico State / NW Florida State						
GP/GS	PPG	APG	RPG	FG%	3FG%	FT%
23-24	13/1	9.3	0.8	4.4	41.5%	37.3%
Career	57/10	6.8	0.8	3.6	44.2%	37.7%
Career Highs	Pts: 26	Asst: 3	Reb: 10	Stl: 3		
Season High	Pts: 22	Asst: 3	Reb: 7	Stl: 3		

- Is UCF's third-leading scorer and first in terms of production off the bench, averaging 9.3 ppg on 41.5% shooting.
- Snatched a career-high three steals against Ole Miss (12/10/23)
- Impressed in his second game as a Knight, scoring 22 points and making a career-high four three pointers against South Dakota State
- Made his Knights debut with nine points, four rebounds, a block and an assist in 14 minutes against Cal St. Fullerton
- Missed the first two games of 2023-24 due to the NCAA reviewing his transfer waiver, was approved 11/15/23



# 15

**TYLER HENDRICKS**

R-Fr. • G • 6-6 • 190 • Fort Lauderdale, Fla.						
GP/GS	PPG	APG	RPG	FG%	3FG%	FT%
23-24	8/0	3.9	0.3	1.4	50.0%	38.5%
Career	8/0	3.9	0.3	1.4	50.0%	38.5%
Career Highs	Pts: 7	Asst: 1	Reb: 4	Stl: 1		
Season High	Pts: 7	Asst: 1	Reb: 4	Stl: 1		

- Made his collegiate debut in UCF's '23-'24 season opener, scoring seven points and pulling in four rebounds
- Did not see game action during the 2022-23 season, earning a redshirt
- Was one of 12 sets of twins and one of 33 sets of brothers in NCAA Division I college basketball along with Taylor Hendricks, UCF's first lottery and first round NBA Draft pick, going ninth overall to the Utah Jazz in 2023.
- Played for Calvary Christian Academy in Fort Lauderdale, Fla. and helped lead them to a Florida 3A state championship as a junior and senior in 2020-21 and 2021-22




# 21

**C.J. WALKER**

5th • F • 6-8 • 215 • Sanford, Fla. • Oregon						
GP/GS	PPG	APG	RPG	FG%	3FG%	FT%
23-24	5/2	7.0	0.8	4.6	28.9%	10.0%
Career	88/43	6.4	0.7	4.3	44.2%	28.1%
Career Highs	Pts: 19	Asst: 3	Reb: 16	Stl: 3	Bk: 4	
Season High	Pts: 10	Asst: 3	Reb: 8	Stl: 1	Bk: 3	

- Made his return to the starting lineup on Jan. 10, 2024 against Kansas for the first time since March 11, 2022. Recorded a team-high three blocks against the Jayhawks along with seven points and two rebounds in nearly 30 minutes.
- Scored 10 points and gathered five rebounds and three assists in his second game back from injury vs. B-CU (12/29/23)
- Made his 2023-24 season debut on 12/21 after missing the first 10 games with an injury; grabbed four rebounds
- Battled injuries throughout the '22-'23 season; the team announced he was out for the remainder of the season on 1/8
- Played in four games; finished the 2022-23 campaign averaging 19.5 minutes, 5.0 points and 3.5 rebounds per game



# 22

**NILS MACHOWSKI**

Fr. • G • 6-11 • 216 • Berlin, Germany						
GP/GS	PPG	APG	RPG	FG%	3FG%	FT%
23-24	13/0	2.4	1.3	1.1	30.0%	31.6%
Career	13/0	2.4	1.3	1.1	30.0%	31.6%
Career Highs	Pts: 13	Asst: 3	Reb: 3	Stl: 2		
Season High	Pts: 13	Asst: 3	Reb: 3	Stl: 2		

- Tallied 13 points on five-of-seven shooting, including three-for-three from three-point land against Miami (11/10/23)
- Made his collegiate debut on opening night for UCF, scoring five points with an assist, steal and rebound
- Spent time in the top tier of German basketball with Alba Berlin
- Won back-to-back U19 championships with Alba Berlin in 2022 and 2023
- Was the starting point guard on the 2022 German National Team in the U18 European Championship



# 24

**JAYLIN SELLERS**

Jr. • G • 6-4 • 196 • Columbus, Ga. • Ball State						
GP/GS	PPG	APG	RPG	FG%	3FG%	FT%
23-24	15/15	17.5	1.0	4.1	48.5%	26.7%
Career	77/50	11.5	0.7	3.0	48.7%	38.8%
Career Highs	Pts: 34	Asst: 5	Reb: 14	Stl: 4		
Season High	Pts: 34	Asst: 5	Reb: 11	Stl: 4		

- Led the Big 12 in points per game from Nov. 27-Dec. 18, now sitting fourth in the league with a mark of 17.5
- Posted a career-high 34 pts. against Stetson (11/26/23), helping him earn the Big 12's Co-Newcomer of the Week nod
- Impressed in his UCF debut on opening night, scoring 23 points, and earned 22-point, 11-rebound next outing at Miami
- Named to the All-MAC Third Team in 2022-23 after being named to the MAC All-Freshman Team in 2021-22
- Shot 45% from the three point line in 2022-23 (54-for-120) and was 49% from the field (144-for-249)
- Had 23 games in which he scored double-digit points, including six where he scored 20+ points in 2022-23



# 31

**THIERNO SYLLA**

So. • F • 6-11 • 216 • Conakry, Guinea						
GP/GS	PPG	APG	RPG	FG%	3FG%	FT%
23-24	14/7	5.1	0.5	4.4	36.6%	29.4%
Career	41/7	3.2	0.3	2.2	40.8%	32.8%
Career Highs	Pts: 20	Asst: 2	Reb: 11	Stl: 2	Bk: 2	
Season High	Pts: 20	Asst: 2	Reb: 11	Stl: 2	Bk: 2	

- Had a career night vs. Jacksonville (12/6/23), scoring 20 points and 11 rebounds, his first career double-double
- Recorded his first two collegiate starts at the Jacksonville Classic, starting against South Dakota St. and Charlotte
- Earned a career-high two steals in UCF's '23-'24 opener, also cashed in nine points, one shy of tying a career high
- Appeared in 27 games, coming off the bench in all of them and playing in 167 minutes in 2022-23
- Scored a 2022-23 season-high 10 points twice (11/23 vs. Evansville, 2/11 vs. Tulsa)
- Played at Royal Crown Academic School in Ontario, Canada prior to collegiate basketball





**UCF'S RECORD WHEN...**

Category	Season	B12
Win the tip	8-3	1-1
Lose the tip	2-2	0-1
Home games	8-3	1-1
Away games	0-2	0-1
Neutral site games	2-0	N/A
vs. Top 25 teams	1-2	1-1
Lead at Halftime	8-1	0-0
Trail at Halftime	2-4	1-2
Tied at Halftime	0-0	0-0
In Overtime	1-0	0-0
Lead with 10:00 remaining	9-1	1-0
Trail with 10:00 remaining	1-4	0-2
Tied with 10:00 remaining	0-0	0-0
Lead with 5:00 remaining	9-0	1-0
Trail with 5:00 remaining	1-5	0-2
Tied with 5:00 remaining	0-0	0-0
Lead with 2:00 remaining	10-0	1-0
Trail with 2:00 remaining	0-5	0-2
Tied with 2:00 remaining	0-0	0-0
Score Fewer than 50 Points	0-0	0-0
Score 50-59 Points	0-2	0-2
Score 60-69 Points	2-1	1-0
Score 70-79 Points	4-1	0-0
Score 80-89 Points	2-1	0-0
Score 90+ Points	2-0	0-0
Opponent Scores Fewer than 50 Points	1-0	0-0
Opponent Scores 50-59 Points	5-0	0-0
Opponent Scores 60-69 Points	2-1	1-1
Opponent Scores 70-79 Points	1-2	0-1
Opponent Scores 80-89 Points	1-2	0-0
Opponent Scores 90+ Points	0-0	0-0
Shoot Under 30 Percent	0-1	0-1
Shoot 30-39 Percent	2-2	0-1
Shoot 40-49 Percent	7-2	1-0
Shoot 50+ Percent	1-0	0-0
Opponent Shoots Under 30 Percent	1-0	0-0
Opponent Shoots 30-39 Percent	5-0	0-0
Opponent Shoots 40-49 Percent	3-4	0-2
Opponent Shoots 50+ Percent	1-1	1-0
Outrebound Opponent	8-4	0-1
Outrebounded by Opponent	2-1	1-1
Rebounds equal	0-0	0-0
Commit fewer turnovers	8-3	1-1
Commit more turnovers	1-1	0-1
Turnovers equal	1-1	0-0
Outscore opponent's bench	8-2	0-1
Opponent bench scores more	2-3	1-1
Games Decided by 1-5 Points	3-3	1-1
Games Decided by 6-10 Points	0-0	0-0
Games Decided by 11-19 Points	2-1	0-0
Games Decided by 20+ Points	5-1	0-1
Wearing white	6-3	1-1
Wearing black	4-2	0-1
Wearing Citronauts	0-0	0-0
November	4-2	N/A
December	5-1	N/A
January	1-2	1-2
February	0-0	0-0
March	0-0	0-0
Monday	3-0	0-0
Tuesday	0-0	0-0
Wednesday	2-0	1-0
Thursday	2-0	0-0
Friday	1-1	0-0
Saturday	1-2	0-2
Sunday	1-2	0-0

**THE LAST TIME...**

Category	UCF
Scored 100	107 vs. Memphis (1/11/23)
Scored 110	115 vs. West Florida (11/12/10)
Scored 120	130 vs. Florida Tech (1/23/80)
Scored under 40	38 vs. #11 Cincinnati (1/16/18)
Scored under 50	49 vs. #7 Houston (1/29/22)
Won by 30	44 vs. Bethune-Cookman (12/29/23)
Won by 40	44 vs. Bethune-Cookman (12/29/23)
Won by 50	54 vs. West Florida (11/12/10)
Scored 50 in the 1st half	51 vs. Tulsa (2/11/23)
Scored 50 in the 2nd half	54 vs. Bethune-Cookman (12/29/23)
Scored 60 points or fewer in win	52-45 vs. Wichita State (12/28/22)
Scored 90 points or more in loss	98-95 vs. UNC Asheville (11/7/22)
Made 40 FG	40 at Marshall (2/27/10)
Attempted 80 FG	81 vs. UNC Asheville (11/7/22)
Shot under 30% from the field	28.33% at Houston (2/17/22)
Made 12 3-pt FG	15 vs. Jacksonville (12/6/23)
Made 15 3-pt FG	15 vs. Jacksonville (12/6/23)
Didn't make a 3-pt FG	0-14 at #6 Cincinnati (2/6/18)
Attempted 30 3-pt FG	33 vs. Jacksonville (12/6/23)
Made 30 FT	33 vs. Memphis (1/11/23)
Made 35 FT	36 vs. Bethune (12/22/15)
Attempted 40 FT	44 vs. South Florida (2/13/19)
Attempted 50 FT	56 vs. FAU (12/15/93)
Made 5 or less free throws	3-for-5, at Kansas State (1/6/24)
Shot 100% on FTs (min. 10 att.)	11-for-11, at Michigan (12/6/20)
Shot 40% or worse on FTs	4-for-10, vs. Temple (12/31/19)
Had 50 rebounds	52 vs. Jacksonville (12/6/23)
Had 60 rebounds	69 vs. West Florida (12/17/93)
Had 20+ offensive rebounds	20, vs. Bethune-Cookman (12/29/23)
Had 5 or less offensive rebounds	5, vs. South Dakota State (11/19/23)
Had 25 assists	28 vs. Tulsa (2/11/23)
Had 30 assists	30 vs. Campbell (2/28/04)
Had 15 steals	16 vs. FIU (11/6/23)
Had 20 steals	22 vs. Navy (12/6/03)
Had 10 blocks	10 vs. Charlotte (11/20/23)
Had 14 blocks	14 vs. Temple (3/12/14)
Didn't record a block	vs. Temple (1/28/23)
Committed 5 or less turnovers	5, vs. South Dakota State (11/19/23)
Committed 20+ turnovers	24, at Cincinnati (2/4/23)
Won an OT game	74-71 vs. Charlotte (11/20/23)
Lost an OT game	77-70 vs. Temple (1/28/23)
Multiple OT game	107-104 vs. Memphis (1/11/23)
Made Game-Winning Buzzer Beater	69-66 vs. ECU (2/20/22)

Category	UCF Player
Scored 25 pts	25, Darius Johnson vs. Ole Miss (12/10/23)
Scored 30 pts	34, Jaylin Sellers vs. Stetson (11/26/23)
Scored 35 pts	36, Aubrey Dawkins at Temple (3/9/19)
Scored 40 pts	45, Jermaine Taylor vs. Rice (2/25/09)
Two players score 20 pts	vs. South Dakota State (11/19/23)
Two players score 25 pts	Marchelus Avery (22), Jaylin Sellers (20) vs. Michigan (12/30/21)
Three players score 20 pts	Darin Green Jr. (27), Brandon Mahan (26) at #15 Florida State (12/19/20)
Five players score 10 pts	Brandon Mahan (32), Isaiah Adams (22), Darin Green Jr. (20) vs. Bethune-Cookman (12/29/23)
Three reserves score 10 pts	Jaylin Sellers (19), Marchelus Avery (11), Shemarri Allen (10), Antwann Jones (10), C.J. Walker (10) vs. Bethune-Cookman (12/29/23)
Made 20 FG	Marchelus Avery (11), Antwann Jones (10), C.J. Walker (10)
Attempted 20 FG	23, Bo Clark vs. Florida Tech (1/17/79)
Attempted 30 FG	20, Darius Johnson vs. Charlotte (11/20/23)
Made 5 3-point FG	31, Jermaine Taylor vs. ECU (3/7/09)
Made 6 3-point FG	5, Ithiel Horton vs. ECU (3/5/23)
Made 7 3-point FG	7, Ithiel Horton vs. South Florida (2/22/23)
Made 10 3-point FG	7, Ithiel Horton vs. South Florida (2/22/23)
Attempted 15 3-pt FG	11, Matt Williams vs. South Florida (1/17/17)
Attempted 20 3-pt FG	15, Darin Green Jr. vs. South Florida (2/3/22)
Made 10 FT	21, Matt Williams vs. South Florida (1/17/17)
Made 15 FT	10, Darius Johnson vs. Charlotte (11/20/23)
Attempted 15 FT	15, Bennie Shaw vs. Medgar Evers (12/18/75)
Attempted 20 FT	15, Collin Smith vs. Cincinnati (1/11/20)
Had 15 rebounds	21, Tacko Fall vs. South Florida (2/13/19)
Had 20 rebounds	19, Ibrahima Diallo vs. BYU (1/13/24)
Had 10 assists	20, Tacko Fall vs. SMU (2/24/19)
Had 12 assists	10, Darius Johnson vs. Tulsa (2/11/23)
Had 6 blocks	13, Brandon Goodwin at Tulane (2/19/15)
Had 8 blocks	6, Tacko Fall at Missouri (12/2/18)
Had 7 steals	8, Tom Herzog vs. Bethune-Cookman (12/11/10)
Had a double-double	7, Darius Johnson at Wichita State (2/8/23)
Two players had double-doubles	Ibrahima Diallo vs. BYU (1/13/24) - 11 pts/19 reb (1/13/24)
Had a triple-double	Taylor Hendricks vs. Stetson - 16 pts/10 reb (12/21/22)
	Darius Johnson vs. Stetson - 16 pts/10 ast (12/21/22)
	Isaiah Sykes vs. East Carolina - 20 pts/16 reb/11 ast (2/9/13)

## ADDITION FINANCIAL ARENA



The UCF men's and women's basketball programs have called the beautiful 10,000-seat Addition Financial Arena their home since the start of the 2007-08 season. Located in the heart of Knights Plaza on the expansive north side of campus, the state-of-the-art facility opened in the fall of 2007 to packed crowds at multiple events.

Addition Financial Arena's unique design provides an intimate atmosphere for all students, alumni, fans and supporters, while creating an intimidating environment for opponents. With a raucous student section, dubbed the "Knightmare," Addition Financial Arena has quickly become one of the more formidable basketball facilities in the entire southeast. The design offers perfect sight lines for all fans, giving every fan a spectacular view.

Approximately 7,000 seats make up the lower bowl, with an additional 3,000 seats situated in the upper level. Club level seating is on the east side of the arena, with exclusive access to the regal Black and Gold Club before, during and after each game.

The facility features 16 luxury boxes and suites, a club lounge, open concourse areas and numerous concession options. Fans benefit from a state-of-the-art audio and video system. The scoreboard located at center court features four video screens that show replays and player information with an LED ribbon board stretching around the bottom.

Patrons enter the building through a spacious lobby that has conveniently located concession and apparel stands.

Addition Financial Arena sits on the northern side of campus and is nestled in with UCF's other athletics facilities, including FBC Mortgage Stadium, The Venue, John Euliano Park and the UCF Soccer/Track Complex. FBC Mortgage Stadium also opened up during the same September week in 2007.

The arena is the centerpiece of an area that includes apartment-style dormitories with 2,000 total beds and about 100,000-square feet of retail space. Before and after games, fans can dine and shop at establishments like Barnes & Noble Bookstore, Burger U, Gringos Locos, Domino's, The Pop Parlour, Dunkin', Jimmy John's, Subway and Knightro's.

The neighboring retail area has room for 24 shops.

Addition Financial Arena also hosts premiere concerts along with UCF commencement ceremonies. The Central Florida Crusaders, expansion members of the National Indoor Soccer League, began fielding men's and women's teams in the venue for the 2022-23 season.

The arena is located directly in front of UCF's old home, The Venue, which re-opened following a year of massive renovations to create a new home for the women's volleyball program as well as dedicated practice facilities for both the men's and women's basketball programs. The Knights played in the former 5,100-seat building from 1991-2007.

Construction on the new facility began in November of 2005. The arena was designed by HOK Sports and constructed by KUD International.

The arena officially opened on Sept. 8, 2007, with a Reba McEntire concert. The first UCF event at the new arena occurred on Sept. 28, 2007, when the UCF volleyball team hosted East Carolina.



Capacity	10,000
Construction Began	November 2005
Construction Completed	August 2007
Design	HOK Sports
Construction	KUD International
Cost	\$80 million
Luxury Suites	16
Lower Level Seats	5,598
Upper Level Seats	3,365
Club Seats	502
Concession Stands	7
Points of Sale	28
Video Boards	4
First UCF Game	UCF 63, Nevada 60 (11/11/07)

### Highest Single-Game Home Attendance Records

1.	10,011	Illinois (3/22/17)
2.	9,825	Memphis (1/10/09)
3.	<b>9,469</b>	<b>Kansas (1/10/24)</b>
4.	9,460	Marshall (1/13/10)
5.	9,383	Houston (1/25/23)
6.	9,358	Michigan (12/30/21)
7.	9,347	Rice (1/22/11)
8.	9,343	Florida State (11/13/13)
9.	9,141	Cincinnati (3/7/19)
9.	<b>9,137</b>	<b>BYU (11/23/24)</b>
10.	9,094	Marshall (1/5/11)
11.	8,734	Memphis (1/18/12)
12.	8,727	Massachusetts (11/13/09)
13.	8,142	Houston (1/29/22)
14.	8,044	East Carolina (1/19/11)
15.	7,862	Houston (1/11/12)
16.	7,760	Southern Miss (1/28/12)
17.	7,653	USF (11/18/10)
18.	7,565	Cincinnati (1/16/18)
19.	7,514	Miami (11/12/19)

### Single-Season Home Attendance

1.	121,036 (6,370/19 games)	2010-11
2.	97,297 (5,723/17 games)	2011-12
3.	90,466 (4,523/20 games)	2012-13
4.	90,067 (5,298/17 games)	2013-14
5.	89,664 (5,274/17 games)	2022-23
6.	88,378 (4,651/19 games)	2016-17

### Addition Financial Arena Record by Coaches

Coach	Seasons	Addition Financial Record	Win Pct.
Kirk Speraw	3	34-13 / 12-13*	.725 / .480*
Donnie Jones	6	74-33 / 59-33*	.692 / .641*
Johnny Dawkins	8	90-30	.750

\*2008-09, 2009-10, 2010-11 victories vacated due to NCAA sanctions

### Season-by-Season Record in Addition Financial Arena

Season	Head Coach	Home Record
2007-08	Kirk Speraw	12-4
2008-09	Kirk Speraw	13-3 / 0-3*
2009-10	Kirk Speraw	9-6 / 0-6*
2010-11	Donnie Jones	15-4 / 0-4*
2011-12	Donnie Jones	16-1
2012-13	Donnie Jones	15-5
2013-14	Donnie Jones	10-7
2014-15	Donnie Jones	10-8
2015-16	Donnie Jones	8-8
2016-17	Johnny Dawkins	15-3
2017-18	Johnny Dawkins	12-4
2018-19	Johnny Dawkins	15-2
2019-20	Johnny Dawkins	10-6
2020-21	Johnny Dawkins	6-3
2021-22	Johnny Dawkins	13-3
2022-23	Johnny Dawkins	11-6
2023-24	Johnny Dawkins	8-3
<b>17 Seasons</b>	<b>3 Head Coaches</b>	<b>198-76 / 161-76*</b>
		<b>.725 / .679 Win %</b>

\*2008-09, 2009-10, 2010-11 victories vacated due to NCAA sanctions

### UCF's Addition Financial Arena Winning Streaks

G	Began	Ended	Coach	Team to End Streak
14*	2/12/11	1/28/12	Donnie Jones	Southern Miss, 78-65
12**	2/6/08	1/10/09	Kirk Speraw	Memphis, 73-66
10	11/24/18	2/7/19	Johnny Dawkins	No. 12 Houston, 77-68
10*	11/12/10	1/19/11	Donnie Jones	East Carolina, 68-61
7	2/14/17	11/30/17	Johnny Dawkins	Missouri, 62-59
7	1/30/12	11/20/12	Donnie Jones	Middle Tennessee, 75-61
7*	3/7/09	12/30/09	Kirk Speraw	Jacksonville, 61-51
6	12/4/22	1/25/23	Johnny Dawkins	No. 3 Houston, 82-71
6	1/5/13	2/20/13	Donnie Jones	Marshall, 82-70
6	11/17/13	12/31/13	Donnie Jones	No. 10 Louisville, 90-65

\*Streak is actually 11 due to three consecutive home wins at the end of the 2010-11 season being vacated via to NCAA sanctions  
 \*\*Streak is actually four due to eight consecutive home wins to begin the 2008-09 season being vacated via to NCAA sanctions  
 \*entire winning streak vacated due to NCAA sanctions





# Johnny Dawkins

## Head Coach | Eighth Season

UCF head men's coach Johnny Dawkins has built a particularly glossy college basketball playing and coaching catalogue—most recently including 2023 induction into the National Collegiate Basketball Hall of Fame and selection of a UCF player in the first round of the 2023 NBA Draft—as he joins the Knights in heading into Big 12 Conference play in 2023-24.

Dawkins' resume showcases:

- 15 seasons as a major-college head coach (the last seven at UCF), including eight postseason berths and a pair of National Invitation Tournament titles
- Extensive player development, highlighted by Taylor Hendricks' selection in the first round of the 2023 NBA Draft after only a single season at UCF

- 10 additional previous seasons of experience as an assistant coach at Duke, including NCAA Championship appearances every year, an NCAA title in 2001 and seven Atlantic Coast Conference Tournament crowns
  - A nine-year NBA career that included a career double-figure scoring average
  - A collegiate playing career at Duke that featured national player-of-the-year recognition as a senior as the school's all-time top career scorer, later culminating with his 2023 National Collegiate Basketball Hall of Fame selection
- In seven seasons at UCF, Dawkins has led the program to unprecedented heights, in the only seven-year stretch with three or more postseason appearances. He led the Knights to their first NCAA Championship victory in 2019. He's also responsible for producing UCF's first lottery pick after Taylor Hendricks was selected by the Utah Jazz with the ninth overall pick in the 2023 NBA Draft. Now, Dawkins will look to bring the Knights to even greater achievements as UCF beginning in 2023-24 begins participation in one of the deepest, most challenging conferences in college basketball, the Big 12.

Dawkins boasts five wins over ranked opponents in his time at the helm of the Knights, accounting for the majority of UCF's wins over Associated Press top-25 teams in the program's history. Most recently, the Knights topped in-state rival and 15th-ranked Florida State in Tallahassee in 2020, the program's first victory over the Seminoles. The Knights ripped off consecutive victories over No. 6 Houston and No. 19 Cincinnati during the 2018-19 regular-season run to the NCAA Championship, solidifying themselves in the field of 64. UCF defeated No. 24 Alabama in December 2017, after earning the first ranked win under Dawkins on Feb. 26, 2017, beating No. 15 Cincinnati 53-49. UCF cracked the AP poll on Mar. 4, 2019, for the first time since 2011, earning a ranking of 25th late in the regular season. It was the latest into a season that the Knights had been ranked. The home finale against Cincinnati in 2019 marked the first matchup of ranked teams at Addition Financial Arena.

Dawkins was named UCF's seventh head men's basketball coach on Mar. 23, 2016.

### The 2019 NCAA Championship Run

The 2018-19 season was Dawkins' best to date with the Knights as he guided UCF to a number-nine seed in the NCAA Championship bracket, its highest seed in five all-time NCAA Championship appearances, and defeated eighth-seeded VCU 73-58 in first-round action.

UCF then came inches away from upsetting top overall seed Duke in the second round, ultimately falling 77-76 to Mike Krzyzewski, Zion Williamson and RJ Barrett as BJ Taylor's floater rimmed out and Aubrey Dawkins' tip-in barely missed at the buzzer.

The Knights were stellar down the stretch to secure their at-large NCAA Championship berth, winning on the road at No. 6/8 Houston to snap the Cougars' 33-game home win streak and topping No. 19/20 Cincinnati in Orlando. It marked the first time UCF had earned multiple victories over ranked opponents in the same season, and the Knights did it in back-to-back games.

Dawkins led UCF back to the NCAA Championship for the first time since 2005, and the first time as an at-large selection (with the previous four NCAA Championships as champions of the Atlantic Sun Conference Tournament in 1994, 1996, 2004 and 2005). He helped three individuals earn all-conference accolades from the American Athletic Conference in 2018-19, as UCF led the league with three honorees. BJ Taylor became the first Knight to earn first-team AAC honors, while Aubrey Dawkins was named second team and Tacko Fall added third-team honors. It marked just the second time that the Knights put multiple student-athletes on the AAC all-conference teams and the ninth time in the program's Division I history that multiple Knights earned all-conference honors in the same season (dating back to the 1993-94 season). With two players on the three all-conference teams, only Houston had more players earn all-conference honors.

Following the end of the 2018-19 regular season, Dawkins was named a finalist for the Skip Prosser Man of the Year Award and the Ben Jobe National Coach of the Year Award.

UCF finished the year 24-9, tied for the fourth most wins in a season in program history. The Knights' 23 regular-season wins marked a record in UCF's Division I era. The team went 13-5 in AAC play, the team's most league wins since joining that conference, and earned the number-four seed in the conference tournament for the second time in three seasons.

### Dominant Defense

Known for their defense under Dawkins, the Knights ranked 11th in the nation in field-goal percentage defense, holding opponents to just 39.4 percent shooting in the 2018-19 NCAA Championship run. UCF was also 27th in scoring defense, allowing 64.5 points per game that season.

Defense always has been a priority with UCF teams, as four of Dawkins' seven seasons with the Knights have seen the team finish inside the top 50 nationally in scoring defense, including two top-10 finishes. UCF ranked third in the nation in scoring defense in 2017-18, holding teams to 61.7 points per game and 40.1% shooting, slotting the team at the No. 10 spot in the country. Dawkins' first season with UCF in 2016-17 saw the team finish No. 1 in field-goal percentage defense, limiting foes to 36.5% from the field, and No. 6 in scoring defense, with opponents averaging 61.2 points per contest.

### Highly-Touted Hendricks

Taylor Hendricks qualifies as UCF's top recruit in program history. He came into college as a top-100 player in two of

## COACHING EXPERIENCE

2016-present	UCF	Head Coach
2008-16	Stanford	Head Coach
2000-08	Duke	Associate Head Coach
2006-08	USA Basketball	Player Personnel
1998-99	Duke	Assistant Coach

## NBA EXPERIENCE

1994-95	Detroit Pistons
1989-94	Philadelphia 76ers
1986-89	San Antonio Spurs
1986	Drafted, Spurs - 10th Overall

the three major recruit rankings as ESPN pinned him No. 54 and Rivals had him at No. 87. Hendricks lived up to the hype on opening night, dropping a team-best 23 points in his collegiate debut and finishing with averages of 15.3 points and 6.9 rebounds.

Through plenty of work and coaching throughout the season, Hendricks quietly began to creep into mock drafts across the country. At season's end, Hendricks had achieved two career-high marks of 25 points and recorded five double-doubles. He was the nation's only player to make 60 or more three-pointers, tally 55 or more blocks and record 35 or more dunks. He was honored with a unanimous selection to the American Athletic Conference All-Rookie Team and was named second-team All-AAC.

Hendricks announced his intent to enter the NBA Draft on Mar. 22, 2023, making him UCF's first one-and-done player. The freshman phenom later went on to become the Knights' first lottery pick as well as a first-round selection, going ninth to the Utah Jazz in the 2023 NBA Draft. Enshrined in the College Basketball Hall of Fame Dawkins was honored Aug. 30, 2023, as an inductee in the 18th class of the National Collegiate Basketball Hall of Fame. He was joined by former Duke coach Mike Krzyzewski, who was officially honored in the class of 2023 after initially being among the Hall of Fame's Founding Class in 2006.

Dawkins was inducted for his playing days as a Blue Devil and is one of the most decorated players in Duke history. He is regarded as a key early figure in the program's ascent to becoming a national power. From 1982-86, Dawkins piled up 2,556 points – a mark that stood as the school's scoring record until 2006 and remains second all-time. He was a two-time consensus All-American, a four-time All-ACC selection—and was recipient of the 1986 Naismith National Player of the Year award.

As a senior, Dawkins led Duke to the ACC regular-season and tournament titles, and an appearance in the NCAA national championship game. The 10th overall pick by the Spurs in the 1986 NBA Draft, Dawkins saw action in nine professional seasons with the Spurs, 76ers and Pistons. He averaged 11.1 points and 5.5 assists through 541 career NBA games.

### UCF Player Honors

Multiple players have earned conference and national honors under Dawkins' tenure. Tacko Fall earned a spot on the Lefty Driesell Defensive All-America team in 2016-17 and was named the American Athletic Conference Defensive Player of the Year. B.J. Taylor earned first-team All-AAC and NABC first-team All-District honors in 2018-19.

Seven nods to the All-AAC Team were awarded while the Knights were members of that league. An additional three All-Rookie Team honors were earned, all over the last three seasons. Taylor Hendricks earned second-team All-Conference honors as well as a unanimous nod to the All-Rookie Team in 2022-23, as well as tallying a record nine conference rookie-of-the-week accolades. Darius Johnson and Isaiah Adams preceded Hendricks in earning All-Rookie Team nods in 2021-22 and 2020-21, respectively. Aubrey Dawkins (2018-19) and Taylor (2016-17) are the other Knights who received All-AAC second-team honors, while Darin Green Jr. (2021-22), Brandon Mahan (2020-21), Darius Perry (2020-21) and Fall (2018-19) all were members of an AAC third team.

### Postseason Pushes

On top of the NCAA Championship run in 2018-19, the Knights have punched two tickets to the NIT under Dawkins' direction. In the most recent trip in 2023, the Knights travelled to Gainesville, Florida, and handily beat Florida 67-49, UCF's first road victory against the Gators in program history. The Knights were the only team to hold Florida under 50 points all season. It was the sixth time that season UCF limited an opponent to 50 points or fewer. The Knights' run came to an end in their inaugural meeting with top-seeded Oregon in Eugene.

The 2016-17 season took UCF to New York's Madison Square Garden in Dawkins' first year at the helm of the Knights. UCF hosted its first NIT game, defeating Colorado for the program's first postseason win in an NIT or NCAA game. The Knights went on to defeat top-seeded Illinois State on the road, before coming home to the first sell-out crowd at Addition Financial Arena and winning 68-58 over Illinois to earn a spot in the NIT semifinals. Under Dawkins' leadership, UCF led all NCAA Division I teams in defensive field-goal percentage, holding opponents to just 36.5 percent from the floor. The Knights were also sixth in the nation, allowing only 61.2 points per game, and gave up 45 or fewer points in four games over the course of the year. Dawkins was a finalist for both the Jim Phelan and Ben Jobe National Coach of the Year awards in his first season at UCF. Matt Williams set UCF records for three-pointers in a career, season and game, before signing a professional contract with the Miami Heat

### Notable Notes

In UCF's Dec. 11, 2021, win over North Carolina A&T, Dawkins picked up his 100th victory with the Knights, becoming the fastest coach in program history and just the third one to do so. Following the end of the 2022-23 season, Dawkins stands 131-87 all-time as head coach of the Knights, a winning percentage of .600, currently the second-highest in program history, trailing only Torchy Clark's .755 mark.







In seven years, Dawkins has done a similarly successful job with his players in the classroom. With Dawkins at the helm, the Knights men's basketball program recorded an average semester team grade-point average over 3.0 for the first time in recorded history in 2018. Then the Knights did it again, setting a new program record with an average semester GPA of 3.03 in spring 2019. Under Dawkins' watch, more than 45 nods have been earned by Knights on the AAC All-Academic team.

When Dawkins took over at UCF, the Knights had gone 12-18 the season before and hadn't finished above .500 since 2012-13. He led UCF to a 24-12 record in his first season at the helm, the sixth-best turnaround in the nation. With just seven scholarship players due to transfers and injuries, the Knights earned the fourth seed – their highest ever – in the American Athletic Conference Tournament, eventually falling to league champion SMU in the semifinals.

**Stanford Stint**

Stanford put together four 20-win seasons in Dawkins' tenure as head coach. He is only the second coach in Stanford history with at least four 20-win seasons. Stanford's success on the court came against some of the toughest schedules in the nation. During the 2015-16 season, the Cardinal faced the sixth-most difficult slate in the country—with a nation-leading 17 of Stanford's 30 games against RPI top-50 squads. Stanford's strength of schedule was rated in the top 50 each of his final four seasons, including two in the top 20, with an average rank of 27.75.

The Cardinal basketball program also excelled in the classroom during Dawkins' tenure, earning at least three Pac-12 All-Academic selections for five consecutive seasons and producing back-to-back Pac-12 Scholar-Athlete of the Year recipients (2014, 2015). Stanford also received annual national academic recognition, with three players earning National Association of Basketball Coaches (NABC) Honors Court status in 2015. The Cardinal was one of 20 NCAA Division I teams to earn an NABC Team Academic Excellence Award in 2016.

In 2012, Dawkins mentored Chasson Randle to become the consummate student-athlete. Randle finished that season as Stanford's all-time leading scorer and earned the program's initial first-team Academic All-America selection since 2006. Under Dawkins, Stanford recorded back-to-back perfect Academic Progress Rate (APR) scores of 1,000 in both the 2012-13 and 2013-14 reports.

Player development was also markedly improved at Stanford under Dawkins' tutelage. Four Cardinal players were selected in the NBA Draft following their collegiate careers—including 2014 first-round pick Josh Huestis.

**Learning from a Legend**

The Washington, D.C., native coached for 10 years under the legendary Mike Krzyzewski at Duke. During Dawkins' decade as a coach at Duke, the Blue Devils won a national championship (2001), tallied six ACC regular-season championships, recorded seven ACC Tournament titles and posted a 330-60 (.846) record. In four consecutive seasons from 1999-2002, Duke finished the regular season ranked No. 1 in both national polls, a first in college basketball history. Duke reached a No. 1 national ranking in seven of 10 seasons with Dawkins on the coaching staff.

While at Duke, he also served as the player personnel director for the USA Basketball Senior National Team from 2006-08.

**Decorated at Duke**

Following a prolific high school career at Mackin Catholic High School in Washington, D.C. (McDonald's All-American and third-team Parade All-American), Dawkins made his way to Duke, where he would become one of the most decorated players to set foot in Durham, North Carolina.

He played for the Blue Devils from 1982-83 through 1985-86, earning consensus All-America honors twice (1985, 1986). Dawkins was also voted the 1986 Naismith National Player of the Year and named a Freshman All-American in 1983. During his collegiate career, he helped lead Duke to three NCAA Championship berths, including an NCAA title-game appearance in 1986. He was an All-ACC honoree all four seasons as a Blue Devil. Dawkins helped Duke win the 1986 ACC Tournament title in his senior season, claiming the MVP award in the process.

Dawkins finished his career as the school's all-time leading scorer and held that honor until 2006 when J.J. Redick surpassed his mark of 2,556 points. He recorded double-figure point totals in 129 of 133 collegiate games. Dawkins led the Blue Devils in scoring all four years, recording the fourth-highest season point total in school history with 809 in 1986. Dawkins remains Duke's career record-holder in field goals (1,026) and field goals attempted (2,019) while also setting the school's single-season mark for field goals (331) during the 1986 campaign.

Dawkins was inducted into the Duke Sports Hall of Fame in September 1996. His jersey number 24 was retired by the school.

**COACHING RECORD**

Year	School	Record	Pct
2008-09	Stanford	20-14	.588
2009-10	Stanford	14-18	.438
2010-11	Stanford	15-16	.484
2011-12	Stanford	26-11	.703
2012-13	Stanford	19-15	.559
2013-14	Stanford	23-13	.639
2014-15	Stanford	24-13	.649
2015-16	Stanford	15-15	.500
2016-17	UCF	24-12	.667
2017-18	UCF	19-13	.594
2018-19	UCF	24-9	.742
2019-20	UCF	16-14	.533
2020-21	UCF	11-12	.478
2021-22	UCF	18-12	.600
2022-23	UCF	19-15	.559
2023-24	UCF	10-5	.667
<b>At UCF</b>	<b>8 Seasons</b>	<b>141-92</b>	<b>.605</b>
<b>Total</b>	<b>16 Seasons</b>	<b>297-207</b>	<b>.589</b>

**COACHING HIGHLIGHTS**

2008-09	CBI Semifinals
2011-12	NIT Champions
2012-13	NIT Second Round
2013-14	NCAA Sweet 16
2014-15	NIT Champions
2016-17	NIT Semifinals
	Finalist for Jim Phelan National Coach of the Year
	Finalist for Ben Jobe National Coach of the Year
2018-19	Finalist for Skip Prosser Man of the Year
	Finalist for Ben Jobe National Coach of the Year
	NCAA Tournament
2022-23	NIT Second Round

**COLLEGIATE CAREER**

1982-86	Duke University
1985-86	Naismith National Player of the Year
	Consensus First Team All-America
	First Team All-ACC
	NCAA East Regional MVP
	ACC Tournament MVP
	Duke Team MVP
	Duke Co-Captain
1984-85	Consensus First Team All-America
	First Team All-ACC
	Duke Team MVP
1983-84	Second Team All-ACC
	Duke Team MVP
1982-83	Freshman All-America
	Second Team All-ACC
	Duke Team MVP

**THE DAWKINS FILE**

Hometown	Washington, D.C.
High School	Mackin Catholic
College	Duke, 1986

**Professional Experience**

A 1986 first-round NBA Draft pick (10th overall) by San Antonio, Dawkins saw action in nine NBA seasons with the Spurs (1986-89), Philadelphia 76ers (1989-94) and Detroit Pistons (1994-95). He averaged 11.1 points, 2.5 rebounds and 5.5 assists over 541 career NBA games.

**Giving Back to the Game**

Dawkins has served as a member of the National Association of Basketball Coaches Board of Directors since 2012. He currently serves on the NCAA Division I Men's Basketball Ethics Coalition, an independent committee of current and former coaches, charged with promoting ethical conduct through leadership, education and mentoring opportunities, while identifying key issues challenging the coaching community.



# 0 Charlie May

Guard | Redshirt Freshman | 6-5 | 183  
Boca Raton, Fla. | St. Andrew's School

## MAY NOTEBOOK

- Made his collegiate debut in the final minute of UCF's 2023-24 season opener in an 85-62 victory over FIU
- Did not see game action during the 2022-23 season.
- Helped St. Andrews to a state championship in his high school sophomore season.
- May and St. Andrews earned three district titles from his freshman to junior years.
- Was the team captain of his St. Andrews squad in his senior season.
- His father, Dusty May, is entering his sixth season head coach of the Florida Atlantic's men's basketball team and led the program to its first NCAA Final Four during the 2022-23 season. His brother, Jack May, is on Florida's men's basketball roster as a redshirt junior guard for the 2023-24 season.

## COLLEGE PATH

22-23: Freshman - UCF  
23-24: Redshirt Freshman - UCF

## SOCIAL MEDIA

@charlie.may12  
@charlie12may

## Did You Know?

Major: Communications  
Favorite pro athlete: Paul George  
Favorite pro team: Indiana Pacers  
Pre-game ritual: Listen to Youngboy  
Favorite movie: Step Brothers  
Favorite TV show: The Office  
Favorite music artist: NBA Youngboy  
Favorite food: Pizza  
Second favorite sport: Football  
Favorite off-day activity: Playing video games  
Fun fact: His dog has one eye  
Hidden talent: Good at Wii bowling

## GAME-BY-GAME STATS

Opponent	Date	GS	MIN	Total		3-Pointers		Free throws		Rebounds				PF	A	TO	BLK	STL	PTS	AVG	
				FG-FGA	PCT	3FG-3FGA	PCT	FT-FTA	PCT	OFF	DEF	TOT	AVG								
FIU	11/06/2023		00:38	0-0	.000	0-0	.000	0-0	.000	0	0	0	0.0	0	0	0	0	0	0	0.0	
Cal St. Fullerton	11/16/2023		00:31	0-0	.000	0-0	.000	0-0	.000	0	0	0	0.0	0	0	0	0	0	0	0.0	
Lipscomb	12/02/2023		01:37	0-1	.000	0-0	.000	0-0	.000	0	1	1	0.3	0	0	0	0	0	0	0.0	
Jacksonville	12/06/2023		02:03	0-0	.000	0-0	.000	0-0	.000	0	1	1	0.5	0	0	0	0	0	0	0.0	
Maine	12/18/2023		02:17	0-0	.000	0-0	.000	0-0	.000	0	1	1	0.6	2	0	0	0	0	0	0.0	
Bethune-Cookman	12/29/2023		02:56	0-0	.000	0-0	.000	0-0	.000	0	0	0	0.5	0	0	1	0	1	0	0.0	
<b>Totals</b>			<b>0</b>	<b>10:02</b>	<b>0-1</b>	<b>.000</b>	<b>0-0</b>	<b>.000</b>	<b>0-0</b>	<b>.000</b>	<b>0</b>	<b>3</b>	<b>3</b>	<b>0.5</b>	<b>2</b>	<b>0</b>	<b>1</b>	<b>0</b>	<b>1</b>	<b>0</b>	<b>0.0</b>

## Player Averages

Games Played	Minutes/game	Points/game	FG Pct	3FG Pct	FT Pct	Rebounds/game	Assists/game	Turnovers/game	Assist/Turnover ratio	Steals/game	Blocks/game
6	1.7	0.0	0.0	0.0	0.0	0.5	0.0	0.2	0.0	0.2	0.0

## MISCELLANEOUS

Situation	'23-'24
Led team in scoring	-
Led team in rebounds	-
Led team in assists	-
Led team in blocks	-
Led team in steals	-
Double-Doubles	-
Double Figure Points	-
5+ Rebounds	-
Double Figure Rebounds	-
20-Point Games	-
30-Point Games	-
3+ Three Pointers	-
5+ Assists	-
3+ Steals	-
3+ Blocks	-

## 2023-24 GAME HIGHS


Points	N/A	-
Rebounds	1	3x, last vs. Maine (12/18/23)
Assists	N/A	-
Steals	1	Bethune-Cookman (12/29/23)
Blocks	N/A	-
FGs Made	N/A	-
FGs Attempted	1	Lipscomb (12/2/23)
3-Pt. FGs Made	N/A	-
3-Pt. FGs Attempted	N/A	-
FTs Made	N/A	-
FTs Attempted	N/A	-

## SINGLE-GAME CAREER HIGHS

Points	N/A	-
Rebounds	1	3x, last vs. Maine (12/18/23)
Assists	N/A	-
Steals	1	Bethune-Cookman (12/29/23)
Blocks	N/A	-
FGs Made	N/A	-
FGs Attempted	1	Lipscomb (12/2/23)
3-Pt. FGs Made	N/A	-
3-Pt. FGs Attempted	N/A	-
FTs Made	N/A	-
FTs Attempted	N/A	-

## CAREER STATS

SEASON	TEAM	Field Goals		3-Point		F-Throws		Rebounds				Scoring									
		GP-GS	MIN/AVG	FG-FGA	FG%	3FG-3FGA	3FG%	FT-FTA	FT%	OFF	DEF	TOT	AVG	PF	FO	A	TO	BLK	STL	PTS	AVG
2023-24	UCF	6-0	10/1.7	0-1	.000	0-0	.000	0-0	.000	0	3	3	0.5	2-0	0	1	0	1	0	0	0.0
<b>TOTAL</b>		<b>6-0</b>	<b>10/1.7</b>	<b>0-1</b>	<b>.000</b>	<b>0-0</b>	<b>.000</b>	<b>0-0</b>	<b>.000</b>	<b>0</b>	<b>3</b>	<b>3</b>	<b>0.5</b>	<b>2-0</b>	<b>0</b>	<b>1</b>	<b>0</b>	<b>1</b>	<b>0</b>	<b>0</b>	<b>0.0</b>



# 1 Antwann Jones

Guard | 5th Year | 6-6 | 215

Orlando, Fla. | Oak Ridge | Louisiana/Creighton/Memphis

## JONES NOTEBOOK

- Made his UCF debut on 12/10/23, playing in almost 16 minutes against Ole Miss.
- Played in eight games in 2021-22 with Louisiana, including one start against Jackson State, shooting 40% from the field on the season
- Recorded nine assists and added one block with the Rajin Cajuns
- Played in 30 games in 2020-21 with Creighton, including one start, while averaging 3.4 points, 2.2 rebounds and 1.3 assists per contest in 10.9 minutes per game
- Made his Creighton debut with 11 points, 5 rebounds and 4 assists vs. North Dakota State (Nov. 29), then had 12 points and 6 assists vs. Omaha (Dec. 1)
- Scored a season-high 13 points in 13 minutes with the Bluejays, adding four rebounds and two assists to lead comeback from 13 down vs. No. 22 Xavier (Dec. 23)
- Was able to practice, but redshirted and did not play for Creighton's BIG EAST champion team in 2019-20.
- Averaged 4.7 points and 3.0 rebounds in 16.7 minutes per game during his lone season at Memphis; saw action in 35-of-36 games, with six starts
- Shot 42.4 percent from the field, 34.1 percent from three-point range and 84.4 percent at the line; scored in double-figures seven times, with a high of 16 points vs. Wichita State (Jan. 3); Compiled a streak of four straight games with 11 points or more from Dec. 22-Jan. 3, averaging 12.8 points in that span

## COLLEGE PATH

18-19: Freshman - Memphis  
 19-20: Sophomore - Creighton  
 20-21: R-Sophomore - Creighton  
 21-22: R-Junior - Louisiana  
 22-23: R-Senior - Did Not Play  
 23-24: 5th Year - UCF

## SOCIAL MEDIA

@\_twannnnn  
 @j5\_twann

## GAME-BY-GAME STATS

Opponent	Date	GS	MIN	Total		3-Pointers		Free throws		Rebounds				PF	A	TO	BLK	STL	PTS	AVG
				FG-FGA	PCT	3FG-3FGA	PCT	FT-FTA	PCT	OFF	DEF	TOT	AVG							
Ole Miss	12/10/2023	2	15:55	0-2	.000	0-1	.000	3-6	.500	2	2	4	4.0	1	3	0	0	0	3	3.0
Maine	12/18/2023		14:36	1-3	.333	0-1	.000	0-2	.000	0	2	2	3.0	2	1	1	0	0	2	2.5
Florida A&M	12/21/2023		02:58	0-0	.000	0-0	.000	0-0	.000	0	0	0	2.0	1	0	0	0	0	0	1.7
Bethune-Cookman	12/29/2023		08:23	4-6	.667	2-2	1.000	0-0	.000	1	1	2	2.0	0	1	1	0	0	10	3.8
at Kansas St.	01/06/2024		14:09	0-3	.000	0-1	.000	0-0	.000	0	2	2	2.0	2	2	1	0	0	0	3.0
Kansas	01/10/2024		03:41	0-0	.000	0-0	.000	0-0	.000	1	0	1	1.8	1	0	1	0	0	0	2.5
<b>Totals</b>		<b>0</b>	<b>59:42</b>	<b>5-14</b>	<b>.357</b>	<b>2-5</b>	<b>.400</b>	<b>3-8</b>	<b>.375</b>	<b>4</b>	<b>7</b>	<b>11</b>	<b>1.8</b>	<b>7</b>	<b>7</b>	<b>4</b>	<b>0</b>	<b>0</b>	<b>15</b>	<b>2.5</b>

## Player Averages

Games Played	Minutes/game	Points/game	FG Pct	3FG Pct	FT Pct	Rebounds/game	Assists/game	Turnovers/game	Assist/Turnover ratio	Steals/game	Blocks/game
6	9.9	2.5	35.7	40.0	37.5	1.8	1.2	0.7	1.8	0.0	0.0

## Did You Know?

Major: Marketing  
 Favorite pro athlete: Shaquille O'Neal  
 Favorite pro team: Baltimore Ravens  
 Pre-game ritual: Pray, drink Starbucks, stretch, practice shooting, meditate  
 Favorite movie(s): Iron Man  
 Favorite TV show: Power  
 Favorite music artist: Kodak Black  
 Favorite food: Penne pasta alla vodka  
 Second favorite sport: UFC  
 Favorite off-day activity: Sleeping  
 Fun fact: He and his mom share the same birthday  
 Hidden talent: Can rap

## MISCELLANEOUS

Situation	'23-'24
Led team in scoring	-
Led team in rebounds	-
Led team in assists	1
Led team in blocks	-
Led team in steals	-
Double-Doubles	-
Double Figure Points	1
5+ Rebounds	-
Double Figure Rebounds	-
20-Point Games	-
30-Point Games	-
3+ Three Pointers	-
5+ Assists	-
3+ Steals	-
3+ Blocks	-

## 2023-24 GAME HIGHS

Points	10	Bethune-Cookman (12/29/23)
Rebounds	4	Ole Miss (12/10/23)
Assists	3	Ole Miss (12/10/23)
Steals	N/A	-
Blocks	N/A	-
FGs Made	4	Bethune-Cookman (12/29/23)
FGs Attempted	6	Bethune-Cookman (12/29/23)
3-Pt. FGs Made	2	Bethune-Cookman (12/29/23)
3-Pt. FGs Attempted	2	Bethune-Cookman (12/29/23)
FTs Made	3	Ole Miss (12/10/23)
FTs Attempted	6	Ole Miss (12/10/23)

## SINGLE-GAME CAREER HIGHS

Points	16	Wichita State (1/3/19)
Rebounds	7	2x, last vs. Kennesaw St. (12/4/20)
Assists	6	Little Rock (12/19/18)
Steals	3	3x, last at Creighton (3/22/19)
Blocks	3	UCF (1/27/19)
FGs Made	7	Wichita State (1/3/19)
FGs Attempted	14	Canisius (11/23/18)
3-Pt. FGs Made	2	8x, last vs. Bethune-Cookman (12/29/23)
3-Pt. FGs Attempted	5	ECU (1/10/19)
FTs Made	7	Kennesaw St. (12/4/20)
FTs Attempted	8	Kennesaw St. (12/4/20)

## CAREER STATS

SEASON	TEAM	GP-GS	MIN/AVG	Field Goals		3-Point		F-Throws		Rebounds				Scoring						
				FG-FGA	FG%	3FG-3FGA	3FG%	FT-FTA	FT%	OFF	DEF	TOT	AVG	PF	FO	A	TO	BLK	STL	PTS
2018-19	Mem	35-6	580/16.6	56-132	.424	15-44	.341	38-45	.844	18	86	104	3.0	59-2	64	51	14	23	165	4.7
2020-21	CU	30-1	326/10.9	34-91	.374	12-37	.324	22-32	.688	15	52	67	2.2	36-0	39	22	6	7	102	3.4
2021-22	LA	8-1	65/8.1	6-15	.400	2-7	.286	3-7	.429	4	8	12	1.5	6-0	9	4	1	0	17	2.1
2023-24	UCF	6-0	60/9.9	5-14	.357	2-5	.400	3-8	.375	4	7	11	1.8	7-0	7	4	0	0	15	2.5
<b>TOTAL FOR UCF</b>		<b>6-0</b>	<b>60/9.9</b>	<b>5-14</b>	<b>.357</b>	<b>2-5</b>	<b>.400</b>	<b>3-8</b>	<b>.375</b>	<b>4</b>	<b>7</b>	<b>11</b>	<b>1.8</b>	<b>7-0</b>	<b>7</b>	<b>4</b>	<b>0</b>	<b>0</b>	<b>15</b>	<b>2.5</b>
<b>TOTAL</b>		<b>79-8</b>	<b>1031/13.1</b>	<b>101-252</b>	<b>.401</b>	<b>31-93</b>	<b>.333</b>	<b>66-92</b>	<b>.717</b>	<b>41</b>	<b>153</b>	<b>194</b>	<b>2.5</b>	<b>108-2</b>	<b>119</b>	<b>81</b>	<b>21</b>	<b>30</b>	<b>299</b>	<b>3.8</b>





# 2 Shemarri Allen

Guard | 5th Year | 6-4 | 190  
Arden, N.C. | T.C. Roberson | UMKC / Cowley CC

## ALLEN NOTEBOOK

- Played 30 minutes in his UCF debut on opening night against FIU, earning the start while posting eight points, five rebounds, five assists and three steals.
- Earned Second Team All-Summit League and Summit League All-Defensive Team honors in 2022-23 in his senior season at UMKC, a year in which he appeared in 29 games, making 28 starts
- Averaged 17.0 points on 41.4% shooting in 2022-23, adding 5.0 rebounds, 2.7 assists and 2.0 steals per game. He finished the year ranked top-10 in the Summit in FG% (6th), free throws made (5th), minutes per game (6th), points per game (6th) and steals per game (1st); finished the campaign ranked top-100 in the NCAA in free throw attempts (70th), minutes per game (96th), steals (57th) and steals per game (28th)

- Scored in double-digits in 25 games, including 10 games above 20 points
- Notched season-high 34 points in triple-OT game at Denver on Dec. 29, including game-tying three at end of regulation
- Suffered season-ending arm injury against North Dakota on Feb. 18
- Appeared in 30 games in 2021-22, starting in seven and averaged 23.5 minutes per game, sixth-best on team. His 57.9% field goal percentage was second-best on team
- Earned first-career start against Morehead State on Nov. 27, 2021, notching six points, five rebounds and three assists

## COLLEGE PATH

19-20: Freshman - Cowley CC  
20-21: Sophomore - Cowley CC  
21-22: Junior - UMKC  
22-23: Senior - UMKC  
23-24: 5th Year - UCF

## SOCIAL MEDIA

@shemarriallen  
@shemarriallen23

## CAREER HONORS

Second Team All-Summit League 2022-23  
Summit League All-Defensive Team 2022-23

## Did You Know?

Major: Liberal Arts/Business  
Favorite pro athlete: LeBron James  
Favorite pro team: Dallas Mavericks  
Favorite movie: Love and Basketball  
Favorite TV show: Power  
Favorite music artist: NBA Youngboy  
Favorite food: Soul Food  
Second favorite sport: Football  
Favorite off-day activity: Stream video games  
Fun fact: Played soccer in high school  
Hidden talent: Can juggle

## MISCELLANEOUS

Situation	'23-'24
Led team in scoring	-
Led team in rebounds	2
Led team in assists	5
Led team in blocks	3
Led team in steals	5
Double-Doubles	-
Double Figure Points	3
5+ Rebounds	4
Double Figure Rebounds	-
20-Point Games	-
30-Point Games	-
3+ Three Pointers	1
5+ Assists	2
3+ Steals	4
3+ Blocks	1

## GAME-BY-GAME STATS

Opponent	Date	GS	MIN	Total		3-Pointers		Free throws		Rebounds				PF	A	TO	BLK	STL	PTS	AVG	
				FG-FGA	PCT	3FG-3FGA	PCT	FT-FTA	PCT	OFF	DEF	TOT	AVG								
FIU	11/06/2023	*	29:16	3-7	.429	0-1	.000	2-3	.667	2	3	5	5.0	2	5	2	0	3	8	8.0	
at Miami (FL)	11/10/2023	*	18:03	1-6	.167	0-0	.000	0-2	.000	2	2	4	4.5	4	1	4	0	0	2	5.0	
Cal St. Fullerton	11/16/2023	*	29:24	3-9	.333	2-5	.400	1-2	.500	1	2	3	4.0	2	2	2	1	4	9	6.3	
vs South Dakota St.	11/19/2023	*	34:00	3-5	.600	0-0	.000	1-2	.500	1	3	4	4.0	3	3	1	0	1	7	6.5	
vs Charlotte	11/20/2023	*	39:00	1-5	.200	0-0	.000	0-0	.000	1	3	4	4.0	4	2	2	3	0	2	5.6	
Stetson	11/26/2023	*	34:08	4-9	.444	0-0	.000	3-3	1.000	0	1	1	3.5	4	0	3	0	1	11	6.5	
Lipscomb	12/02/2023	*	23:34	2-3	.667	0-1	.000	0-0	.000	0	2	2	3.3	1	2	3	0	1	4	6.1	
Jacksonville	12/06/2023	*	24:46	3-9	.333	0-3	.000	1-4	.250	1	3	4	3.4	4	3	0	1	3	7	6.3	
Ole Miss	12/10/2023	*	26:14	5-10	.500	0-2	.000	4-4	1.000	0	3	3	3.3	5	2	1	0	0	14	7.1	
Maine	12/18/2023	*	20:57	3-6	.500	0-1	.000	3-6	.500	1	8	9	3.9	0	5	0	0	0	9	7.3	
Florida A&M	12/21/2023	*	33:28	4-8	.500	3-5	.600	0-0	.000	1	5	6	4.1	1	2	2	1	2	11	7.6	
Bethune-Cookman	12/29/2023	*	23:26	3-8	.375	0-1	.000	1-1	1.000	1	3	4	4.1	0	3	1	1	2	7	7.6	
at Kansas St.	01/06/2024	*	23:14	3-8	.375	0-0	.000	0-0	.000	0	1	1	3.8	3	2	1	0	1	6	7.5	
Kansas	01/10/2024	*	29:48	1-7	.143	0-1	.000	0-0	.000	1	5	6	4.0	2	0	2	2	3	2	7.1	
BYU	01/13/2024	*	33:02	2-7	.286	0-2	.000	2-2	1.000	0	6	6	4.1	2	3	2	2	5	6	7.0	
<b>Totals</b>			<b>14</b>	<b>422:20</b>	<b>41-107</b>	<b>.383</b>	<b>5-22</b>	<b>.227</b>	<b>18-29</b>	<b>.621</b>	<b>12</b>	<b>50</b>	<b>62</b>	<b>4.1</b>	<b>37</b>	<b>35</b>	<b>26</b>	<b>11</b>	<b>26</b>	<b>105</b>	<b>7.0</b>

## Player Averages

Games Played	Minutes/game	Points/game	FG Pct	3FG Pct	FT Pct	Rebounds/game	Assists/game	Turnovers/game	Assist/Turnover ratio	Steals/game	Blocks/game
15	28.2	7.0	38.3	22.7	62.1	4.1	2.3	1.7	1.3	1.7	0.7

## 2023-24 GAME HIGHS

Points	14	Ole Miss (12/10/23)
Rebounds	9	Maine (12/18/23)
Assists	5	2x, last vs. Maine (12/18/23)
Steals	5	BYU (1/13/24)
Blocks	3	vs. Charlotte (11/20/23)
FGs Made	5	Ole Miss (12/10/23)
FGs Attempted	10	Ole Miss (12/10/23)
3-Pt. FGs Made	3	Florida A&M (12/21/23)
3-Pt. FGs Attempted	5	2x, last vs. Florida A&M (12/21/23)
FTs Made	4	Ole Miss (12/10/23)
FTs Attempted	6	Maine (12/18/23)

## SINGLE-GAME CAREER HIGHS

Points	34	at Denver (12/29/22)
Rebounds	9	2x, last vs. Maine (12/18/23)
Assists	9	Calvary (12/4/21)
Steals	6	at North Dakota (1/19/23)
Blocks	3	2x, last vs. Charlotte (11/20/23)
FGs Made	12	at Denver (12/29/22)
FGs Attempted	29	at Denver (12/29/22)
3-Pt. FGs Made	3	2x, last vs. Florida A&M (12/21/23)
3-Pt. FGs Attempted	8	at Denver (12/29/22)
FTs Made	11	Idaho St. (11/29/22)
FTs Attempted	16	at North Dakota St. (1/21/23)

## CAREER STATS

SEASON	TEAM	GP-GS	MIN/AVG	Field Goals		3-Point		F-Throws		Rebounds				Scoring						
				FG-FGA	FG%	3FG-3FGA	3FG%	FT-FTA	FT%	OFF	DEF	TOT	AVG	PF-FO	A	TO	BLK	STL	PTS	AVG
2021-22	KC	30-7	702/23.4	55-95	.579	0-15	.000	34-62	.548	22	65	87	2.9	107-9	65	30	14	26	144	4.8
2022-23	KC	29-28	1006/34.7	172-415	.414	24-70	.343	125-174	.718	50	95	145	5.0	83-1	77	71	13	59	493	17.0
2023-24	UCF	15-14	422/28.2	41-107	.383	5-22	.227	18-29	.621	12	50	62	4.1	37-1	35	26	11	26	105	7.0
<b>TOTAL FOR UCF</b>		<b>15-14</b>	<b>422/28.2</b>	<b>41-107</b>	<b>.383</b>	<b>5-22</b>	<b>.227</b>	<b>18-29</b>	<b>.621</b>	<b>12</b>	<b>50</b>	<b>62</b>	<b>4.1</b>	<b>37-1</b>	<b>35</b>	<b>26</b>	<b>11</b>	<b>26</b>	<b>105</b>	<b>7.0</b>
<b>TOTAL</b>		<b>74-49</b>	<b>2130/28.8</b>	<b>268-617</b>	<b>.434</b>	<b>29-107</b>	<b>.271</b>	<b>177-265</b>	<b>.668</b>	<b>84</b>	<b>210</b>	<b>294</b>	<b>4.0</b>	<b>227-11</b>	<b>177</b>	<b>127</b>	<b>38</b>	<b>111</b>	<b>742</b>	<b>10.0</b>



# 3 Darius Johnson

Guard | Junior | 6-1 | 200  
Boys, Md. | Episcopal (Va.)

## JOHNSON NOTEBOOK

- Posted a career-high 25 points against Charlotte in the Jacksonville Classic championship game, also tallied career high marks in free throws made (10), free throw attempts (12), and field goals attempted (20)
- Later tied his career-high 25 points four games later against Ole Miss
- Reached 200 career assists with an assist against Miami on 11/10/23
- Posted 15 points, four rebounds and four assists in UCF's 2023-24 season opening victory over FIU
- Scored double digits in 14 games in 2022-23, including five with 15 or more.
- Posted a then-career high 24 points in just his second game of the 2022-23 season after missing the first five games due to injury
- Tallied two games with 10 assists (vs. Stetson, 12/21/22; vs. Tulsa 2/11/23), resulting in two double-doubles on the year

- Snatched a steal in all but four of his 25 games in 2022-23, started the year with 10 straight games with a steal
- Named to the AAC All-Freshman Team and earned a pair of AAC Freshman of the Week honors during his rookie campaign.
- Saw action in all 30 games for the Knights in 2021-22, the only freshman and one of four players to do so.
- Prior to arriving at UCF, he earned a four-star ranking by both ESPN and Rivals.
- Was ranked as the 108th best player in his recruiting class by Rivals, along with the 18th best going guard in the nation and the fourth best player from Virginia.
- Son of UCF Director of Player Development Kelvin Johnson.
- Brother Xavier plays at Southern Illinois, is currently a fifth-year guard and will be playing in his second season with the Salukis after spending three seasons at George Mason. Xavier was named to the MVC All-Defensive Team in 2022-23.

## COLLEGE PATH

21-22: Freshman - UCF  
22-23: Sophomore - UCF  
23-24: Junior - UCF

## SOCIAL MEDIA

@dariusjohnson3  
@dariusjohnson3

## CAREER HONORS

- All Freshman Team 2021-22
- 2x Rookie of the Week Jan. 24, 2022, Feb. 21, 2022
- 2x Weekly Honor Roll Dec. 26, Feb. 13

## Did You Know?

Major: Hospitality  
Favorite pro athlete(s): Damian Lillard, Kevin Durant, Steph Curry  
Favorite pro team: Washington Commanders  
Pre-game ritual: Nap  
Favorite movie(s): Rush Hour  
Favorite TV show: Power  
Favorite music artist: Youngboy  
Favorite food: Chicken  
Second favorite sport: Football  
Favorite off-day activity: Sleep  
Fun fact: Used to play lacrosse  
Hidden talent: Can sing

## GAME-BY-GAME STATS

Opponent	Date	GS	MIN	Total			3-Pointers		Free throws		Rebounds				PF	A	TO	BLK	STL	PTS	AVG
				FG-FGA	PCT	3FG-3FGA	PCT	FT-FTA	PCT	OFF	DEF	TOT	AVG								
FIU	11/06/2023	*	31:19	5-12	.417	3-8	.375	2-4	.500	1	3	4	4.0	3	4	6	0	2	15	15.0	
at Miami (FL)	11/10/2023	*	36:37	6-16	.375	1-6	.167	0-0	.000	1	1	2	3.0	2	1	5	0	1	13	14.0	
Cal St. Fullerton	11/16/2023	*	31:51	1-6	.167	1-2	.500	0-0	.000	0	4	4	3.3	1	3	2	0	1	3	10.3	
vs South Dakota St.	11/19/2023	*	34:00	4-10	.400	0-3	.000	3-5	.600	0	3	3	3.3	4	4	2	0	4	11	10.5	
vs Charlotte	11/20/2023	*	40:00	7-20	.350	1-6	.167	10-12	.833	0	6	6	3.8	2	4	5	0	3	25	13.4	
Stetson	11/26/2023	*	36:33	4-13	.308	1-4	.250	6-6	1.000	1	4	5	4.0	4	7	4	0	2	15	13.7	
Lipscomb	12/02/2023	*	30:30	7-12	.583	3-6	.500	2-2	1.000	0	5	5	4.1	2	3	3	0	2	19	14.4	
Jacksonville	12/06/2023	*	11:47	2-5	.400	2-4	.500	0-0	.000	0	1	1	3.8	4	3	0	0	0	6	13.4	
Ole Miss	12/10/2023	*	35:41	9-16	.563	2-5	.400	5-8	.625	0	1	1	3.4	2	3	4	1	5	25	14.7	
Maine	12/18/2023	*	22:25	5-6	.833	4-4	1.000	2-2	1.000	0	2	2	3.3	1	3	2	0	1	16	14.8	
Florida A&M	12/21/2023	*	36:50	4-11	.364	2-7	.286	3-4	.750	1	0	1	3.1	1	5	1	0	0	13	14.6	
Bethune-Cookman	12/29/2023	*	24:12	3-7	.429	2-4	.500	2-2	1.000	0	2	2	3.0	3	3	3	0	1	10	14.3	
at Kansas St.	01/06/2024	*	28:46	3-8	.375	2-4	.500	2-2	1.000	2	1	3	3.0	5	2	5	1	3	10	13.9	
Kansas	01/10/2024	*	38:29	5-10	.500	3-6	.500	4-5	.800	1	1	2	2.9	2	6	7	0	3	17	14.1	
BYU	01/13/2024	*	38:27	6-18	.333	2-6	.333	4-5	.800	0	2	2	2.9	2	2	3	0	2	18	14.4	
<b>Totals</b>			<b>14</b>	<b>477:27</b>	<b>71-170</b>	<b>.418</b>	<b>29-75</b>	<b>.387</b>	<b>45-57</b>	<b>.789</b>	<b>7</b>	<b>36</b>	<b>43</b>	<b>2.9</b>	<b>38</b>	<b>53</b>	<b>52</b>	<b>2</b>	<b>30</b>	<b>216</b>	<b>14.4</b>

## Player Averages

Games Played	Minutes/game	Points/game	FG Pct	3FG Pct	FT Pct	Rebounds/game	Assists/game	Turnovers/game	Assist/Turnover ratio	Steals/game	Blocks/game
15	31.8	14.4	41.8	38.7	78.9	2.9	3.5	3.5	1.0	2.0	0.1

## MISCELLANEOUS

Situation	'23-'24
Led team in scoring	6
Led team in rebounds	-
Led team in assists	9
Led team in blocks	-
Led team in steals	7
Double-Doubles	-
Double Figure Points	13
5+ Rebounds	3
Double Figure Rebounds	-
20-Point Games	2
30-Point Games	-
3+ Three Pointers	4
5+ Assists	3
3+ Steals	7
3+ Blocks	-

## 2023-24 GAME HIGHS

Points	25	2x, last vs. Ole Miss (12/10/23)
Rebounds	6	vs. Charlotte (11/20/23)
Assists	7	Stetson (11/26/23)
Steals	5	Ole Miss (12/10/23)
Blocks	1	2x, last at Kansas State (1/6/24)
FGs Made	9	Ole Miss (12/10/23)
FGs Attempted	20	vs. Charlotte (11/20/23)
3-Pt. FGs Made	4	Maine (12/18/23)
3-Pt. FGs Attempted	8	FIU (11/6/23)
FTs Made	10	vs. Charlotte (11/20/23)
FTs Attempted	12	vs. Charlotte (11/20/23)

## SINGLE-GAME CAREER HIGHS

Points	25	2x, last vs. Ole Miss (12/10/23)
Rebounds	8	ECU (02/20/22)
Assists	10	2x, last vs. Tulsa (2/11/23)
Steals	7	at Wichita State (2/8/23)
Blocks	1	5x, last at Kansas State (1/6/24)
FGs Made	9	2x, last vs. Ole Miss (12/10/23)
FGs Attempted	20	vs. Charlotte (11/20/23)
3-Pt. FGs Made	4	2x, last vs. Maine (12/18/23)
3-Pt. FGs Attempted	9	at Tulane (03/03/22)
FTs Made	10	vs. Charlotte (11/20/23)
FTs Attempted	12	vs. Charlotte (11/20/23)

## CAREER STATS

SEASON	TEAM	GP-GS	MIN/AVG	Field Goals		3-Point		F-Throws		Rebounds				Scoring						
				FG-FGA	FG%	3FG-3FGA	3FG%	FT-FTA	FT%	OFF	DEF	TOT	AVG	PF-FO	A	TO	BLK	STL	PTS	AVG
2021-22	UCF	30-13	709/23.6	64-195	.328	26-87	.299	39-53	.736	16	84	100	3.3	62-2	89	59	1	30	193	6.4
2022-23	UCF	25-22	773/30.9	89-231	.385	28-104	.269	43-50	.860	17	59	76	3.0	65-4	106	61	2	55	249	10.0
2023-24	UCF	15-14	477/31.8	71-170	.418	29-75	.387	45-57	.789	7	36	43	2.9	38-1	53	52	2	30	216	14.4
<b>TOTAL</b>		<b>70-49</b>	<b>1960/28.0</b>	<b>224-596</b>	<b>.376</b>	<b>83-266</b>	<b>.312</b>	<b>127-160</b>	<b>.794</b>	<b>40</b>	<b>179</b>	<b>219</b>	<b>3.1</b>	<b>165-7</b>	<b>248</b>	<b>172</b>	<b>5</b>	<b>115</b>	<b>658</b>	<b>9.4</b>



# 4 Comeh Emuobor

Guard | Freshman | 6-5 | 205  
Raleigh, N.C. | Brewster Academy

## EMUOBOR NOTEBOOK

- Scored his first collegiate points on a three-pointer against Cal St. Fullerton on 11/16/23, added two free throws to tally five points in his third collegiate game.
- Made his collegiate debut in UCF's 2023-24 season opening win over FIU on 11/6/23, seeing 6:18 of game action and grabbing a rebound.
- A three-star small forward recruit ranked No. 7 in North Carolina and No. 41 at his position according to 247 Sports
- A top 200 national recruit according to 247 Sports' composite ranking
- Transferred to Brewster Academy in New Hampshire for his senior season
- Was North Carolina All-State in his sophomore and junior seasons, spending both at Ravenscroft High in Raleigh.
- Averaged 17.1 points, 8.0 rebounds and 3.5 assists per game in his junior year at Ravenscroft.
- Was named TISAC (Triangle Independent School Athletic Conference) MVP after his sophomore campaign
- Saw time on varsity his freshman season at Enloe High School, located in Raleigh, North Carolina.

## GAME-BY-GAME STATS

Opponent	Date	GS	MIN	Total		3-Pointers		Free throws		Rebounds				Other						
				FG-FGA	PCT	3FG-3FGA	PCT	FT-FTA	PCT	OFF	DEF	TOT	AVG	PF	A	TO	BLK	STL	PTS	AVG
FIU	11/06/2023		06:18	0-2	.000	0-1	.000	0-0	.000	0	1	1	1.0	1	0	0	0	0	0	0.0
at Miami (FL)	11/10/2023		02:06	0-1	.000	0-0	.000	0-0	.000	0	0	0	0.5	0	0	0	0	0	0	0.0
Cal St. Fullerton	11/16/2023		03:41	1-1	1.000	1-1	1.000	2-2	1.000	0	1	1	0.7	1	0	0	0	0	5	1.7
vs Charlotte	11/20/2023		04:00	0-1	.000	0-1	.000	0-0	.000	0	0	0	0.5	0	0	0	0	0	0	1.3
Lipscomb	12/02/2023		12:21	2-5	.400	1-1	1.000	0-0	.000	1	1	2	0.8	0	0	1	0	0	5	2.0
Jacksonville	12/06/2023		12:21	1-4	.250	0-1	.000	0-0	.000	0	3	3	1.2	2	1	0	0	1	2	2.0
Maine	12/18/2023		09:29	2-4	.500	0-1	.000	0-0	.000	0	0	0	1.0	2	0	0	0	0	4	2.3
at Kansas St.	01/06/2024		02:49	1-2	.500	0-0	.000	0-0	.000	0	1	1	1.0	0	0	0	0	0	2	2.3
<b>Totals</b>			<b>0 53:05</b>	<b>7-20</b>	<b>.350</b>	<b>2-6</b>	<b>.333</b>	<b>2-2</b>	<b>1.000</b>	<b>1</b>	<b>7</b>	<b>8</b>	<b>1.0</b>	<b>6</b>	<b>1</b>	<b>1</b>	<b>0</b>	<b>1</b>	<b>18</b>	<b>2.3</b>

## COLLEGE PATH

23-24: Freshman - UCF

## SOCIAL MEDIA

@comeh5  
@comeh\_emuobor

## Did You Know?

- Major: Undecided
- Favorite pro athlete: Victor Oladipo
- Favorite pro team: Los Angeles Lakers
- Pre-game ritual: Nap
- Favorite movie: Madagascar
- Favorite TV show: Martin
- Favorite music artist: Drake
- Favorite food: Pasta
- Second favorite sport: Soccer
- Favorite off-day activity: Sleep
- Fun fact: Likes animals
- Hidden talent: Can dance

## Player Averages

Games Played	Minutes/game	Points/game	FG Pct	3FG Pct	FT Pct	Rebounds/game	Assists/game	Turnovers/game	Assist/Turnover ratio	Steals/game	Blocks/game
8	6.6	2.3	35.0	33.3	100.0	1.0	0.1	0.1	1.0	0.1	0.0

## MISCELLANEOUS

Situation	'23-'24
Led team in scoring	-
Led team in rebounds	-
Led team in assists	-
Led team in blocks	-
Led team in steals	-
Double-Doubles	-
Double Figure Points	-
5+ Rebounds	-
Double Figure Rebounds	-
20-Point Games	-
30-Point Games	-
3+ Three Pointers	-
5+ Assists	-
3+ Steals	-
3+ Blocks	-

## 2023-24 GAME HIGHS

Points	5	2x, last vs. Lipscomb (12/2/23)
Rebounds	3	Jacksonville (12/6/23)
Assists	1	Jacksonville (12/6/23)
Steals	1	Jacksonville (12/6/23)
Blocks	N/A	-
FGs Made	2	2x, last vs. Maine (12/18/23)
FGs Attempted	5	Lipscomb (12/2/23)
3-Pt. FGs Made	1	2x, last vs. Lipscomb (12/2/23)
3-Pt. FGs Attempted	1	6x, last vs. Maine (12/18/23)
FTs Made	2	Cal St. Fullerton (11/16/23)
FTs Attempted	2	Cal St. Fullerton (11/16/23)

## SINGLE-GAME CAREER HIGHS

Points	5	2x, last vs. Lipscomb (12/2/23)
Rebounds	3	Jacksonville (12/6/23)
Assists	1	Jacksonville (12/6/23)
Steals	1	Jacksonville (12/6/23)
Blocks	N/A	-
FGs Made	2	2x, last vs. Maine (12/18/23)
FGs Attempted	5	Lipscomb (12/2/23)
3-Pt. FGs Made	1	2x, last vs. Lipscomb (12/2/23)
3-Pt. FGs Attempted	1	6x, last vs. Maine (12/18/23)
FTs Made	2	Cal St. Fullerton (11/16/23)
FTs Attempted	2	Cal St. Fullerton (11/16/23)

## CAREER STATS

SEASON	TEAM	GP-GS	MIN/AVG	Field Goals		3-Point		F-Throws		Rebounds				Scoring						
				FG-FGA	FG%	3FG-3FGA	3FG%	FT-FTA	FT%	OFF	DEF	TOT	AVG	PF-FO	A	TO	BLK	STL	PTS	AVG
2023-24	UCF	8-0	53/6.6	7-20	.350	2-6	.333	2-2	1.000	1	7	8	1.0	6-0	1	1	0	1	18	2.3
<b>TOTAL</b>		<b>8-0</b>	<b>53/6.6</b>	<b>7-20</b>	<b>.350</b>	<b>2-6</b>	<b>.333</b>	<b>2-2</b>	<b>1.000</b>	<b>1</b>	<b>7</b>	<b>8</b>	<b>1.0</b>	<b>6-0</b>	<b>1</b>	<b>1</b>	<b>0</b>	<b>1</b>	<b>18</b>	<b>2.3</b>





# 5 Omar Payne

Forward | Fifth Year | 6-10 | 228  
Kissimmee, Fla. | Montverde Academy | Jacksonville/Illinois/Florida

## PAYNE NOTEBOOK

- Snatched a career-high three steals against South Dakota St. (11/19/23)
- Played 15 minutes in his UCF debut on 11/6/23, snagging a team-leading six rebounds, sinking four points, swatting two blocks and adding a steal
- Led Jacksonville in field goal percentage (.598) and blocks (26) last season
- Played in 25 games with Jacksonville last season, starting nine
- Scored double-digits twice last season with Jacksonville
- Recorded second career double-double, with 17 points and 10 rebounds vs. Voorhees
- Was on NCAA Tournament teams with Illinois (2021-22) and Florida (2020-21)
- Three points in NCAA Tournament first-round win over Chattanooga (3/18/22) with Illinois
- Helped Montverde to a 22-3 record and a semifinal appearance in the GEICO Nationals in the 2018-19 season
- Prior to enrolling at Montverde Academy for his senior year, played at Osceola High School in Kissimmee, Florida for three years and helped the team to the 2017 Class 9A state championship and a 28-2 record
- Top-50 recruit in Class of 2019 ranked No. 44 by ESPN and No. 45 by 247Sports Composite

## COLLEGE PATH

19-20: Freshman - Florida  
20-21: Sophomore - Florida  
21-22: Junior - Illinois  
22-23: Senior - Jacksonville  
**23-24: 5th Year - UCF**

## SOCIAL MEDIA

@ogomarpayne  
@ogomarpayne

## Did You Know?

- Major: Communications
- Favorite pro athlete: LeBron James
- Favorite pro team: Miami Heat
- Pre-game ritual: Listen to music
- Favorite movie: The Conjuring
- Favorite TV show: Family Guy
- Favorite music artist: Kodak Black
- Favorite food: Lasagna
- Second favorite sport: Football
- Favorite off-day activity: Playing NBA 2K
- Fun fact: Elite NBA 2K player
- Hidden talent: Excellent chef

## GAME-BY-GAME STATS

Opponent	Date	GS	MIN	Total		3-Pointers		Free throws		Rebounds				PF	A	TO	BLK	STL	PTS	AVG	
				FG-FGA	PCT	3FG-3FGA	PCT	FT-FTA	PCT	OFF	DEF	TOT	AVG								
FIU	11/06/2023	*	15:05	1-2	.500	0-0	.000	2-2	1.000	2	4	6	6.0	5	0	0	2	1	4	4.0	
at Miami (FL)	11/10/2023	*	15:43	2-2	1.000	0-0	.000	0-0	.000	1	4	5	5.5	5	0	0	1	0	4	4.0	
Cal St. Fullerton	11/16/2023	*	13:26	1-2	.500	0-0	.000	2-4	.500	1	2	3	4.7	3	0	1	0	1	4	4.0	
vs South Dakota St.	11/19/2023	*	20:00	4-4	1.000	0-0	.000	2-2	1.000	1	2	3	4.3	1	0	0	2	3	10	5.5	
vs Charlotte	11/20/2023	*	13:00	2-5	.400	0-0	.000	2-2	1.000	1	1	2	3.8	3	0	1	2	2	6	5.6	
Stetson	11/26/2023	*	17:39	1-1	1.000	0-0	.000	2-2	1.000	0	1	1	3.3	3	0	0	1	0	4	5.3	
Lipscomb	12/02/2023	*	04:20	1-1	1.000	0-0	.000	0-0	.000	0	0	0	2.9	4	0	0	0	0	2	4.9	
Jacksonville	12/06/2023	*	17:59	2-4	.500	1-1	1.000	2-2	1.000	2	7	9	3.6	2	3	3	1	2	7	5.1	
Ole Miss	12/10/2023	*	23:48	2-2	1.000	0-0	.000	2-4	.500	4	6	10	4.3	3	2	0	2	0	6	5.2	
Maine	12/18/2023	*	12:56	2-2	1.000	1-1	1.000	0-0	.000	1	2	3	4.2	2	1	2	3	0	5	5.2	
Florida A&M	12/21/2023	*	17:26	1-2	.500	0-0	.000	2-4	.500	1	1	2	4.0	2	1	2	1	2	4	5.1	
Bethune-Cookman	12/29/2023	*	12:11	3-7	.429	0-0	.000	2-2	1.000	3	1	4	4.0	2	2	1	1	0	8	5.3	
at Kansas St.	01/06/2024	*	22:24	2-6	.333	0-2	.000	0-0	.000	2	2	4	4.0	1	1	1	3	1	4	5.2	
Kansas	01/10/2024	*	15:24	2-3	.667	0-0	.000	0-0	.000	0	3	3	3.9	2	1	0	1	0	4	5.1	
BYU	01/13/2024	*	10:09	0-1	.000	0-1	.000	0-2	.000	1	1	2	3.8	2	0	1	1	0	0	4.8	
<b>Totals</b>			<b>13</b>	<b>231:30</b>	<b>26-44</b>	<b>.591</b>	<b>2-5</b>	<b>.400</b>	<b>18-26</b>	<b>.692</b>	<b>20</b>	<b>37</b>	<b>57</b>	<b>3.8</b>	<b>40</b>	<b>11</b>	<b>12</b>	<b>21</b>	<b>12</b>	<b>72</b>	<b>4.8</b>

## Player Averages

Games Played	Minutes/game	Points/game	FG Pct	3FG Pct	FT Pct	Rebounds/game	Assists/game	Turnovers/game	Assist/Turnover ratio	Steals/game	Blocks/game
15	15.4	4.8	59.1	40.0	69.2	3.8	0.7	0.8	0.9	0.8	1.4

## MISCELLANEOUS

Situation	'23-'24
Led team in scoring	-
Led team in rebounds	2
Led team in assists	1
Led team in blocks	4
Led team in steals	-
Double-Doubles	-
Double Figure Points	1
5+ Rebounds	4
Double Figure Rebounds	1
20-Point Games	-
30-Point Games	-
3+ Three Pointers	-
5+ Assists	-
3+ Steals	1
3+ Blocks	2

## 2023-24 GAME HIGHS

Points	10	vs. South Dakota St. (11/19/23)
Rebounds	10	Ole Miss (12/10/23)
Assists	3	Jacksonville (12/6/23)
Steals	3	vs. South Dakota St. (11/19/23)
Blocks	3	2x, last at Kansas State (1/6/24)
FGs Made	4	vs. South Dakota St. (11/19/23)
FGs Attempted	7	Bethune-Cookman (12/29/23)
3-Pt. FGs Made	1	2x, last vs. Maine (12/18/23)
3-Pt. FGs Attempted	2	at Kansas State (1/6/24)
FTs Made	2	8x, last vs. Bethune-Cookman (12/29/23)
FTs Attempted	4	2x, last vs. Ole Miss (12/10/23)

## SINGLE-GAME CAREER HIGHS

Points	19	Auburn (1/18/20)
Rebounds	11	Auburn (1/18/20)
Assists	3	2x, last vs. Jacksonville (12/6/23)
Steals	3	vs. South Dakota St. (11/19/23)
Blocks	5	Tennessee (1/19/21)
FGs Made	9	Auburn (1/18/20)
FGs Attempted	10	Voorhees (11/20/22)
3-Pt. FGs Made	1	3x, last vs. Maine (12/18/23)
3-Pt. FGs Attempted	2	at Kansas State (1/6/24)
FTs Made	4	at Nebraska (1/11/22)
FTs Attempted	6	Voorhees (11/20/22)

## CAREER STATS

SEASON	TEAM	GP-GS	MIN/AVG	Field Goals		3-Point		F-Throws		Rebounds				Scoring						
				FG-FGA	FG%	3FG-3FGA	3FG%	FT-FTA	FT%	OFF	DEF	TOT	AVG	PF-FO	A	TO	BLK	STL	PTS	AVG
2019-20	UF	30-7	452/15.1	51-83	.614	0-0	.000	13-35	.371	54	53	107	3.6	66-1	7	18	34	8	115	3.8
2020-21	UF	24-8	375/15.6	39-52	.750	0-0	.000	12-21	.571	29	47	76	3.2	58-0	9	14	29	10	90	3.8
2021-22	Illini	32-3	240/7.5	21-34	.618	0-0	.000	15-28	.536	19	34	53	1.7	58-1	5	18	24	3	57	1.8
2022-23	Jville	25-9	424/17.0	52-87	.598	1-1	1.000	15-26	.577	23	57	80	3.2	41-0	13	20	26	8	120	4.8
2023-24	UCF	15-13	231/15.4	26-44	.591	2-5	.400	18-26	.692	20	37	57	3.8	40-2	11	12	21	12	72	4.8
<b>TOTAL FOR UCF</b>		<b>15-13</b>	<b>231/15.4</b>	<b>26-44</b>	<b>.591</b>	<b>2-5</b>	<b>.400</b>	<b>18-26</b>	<b>.692</b>	<b>20</b>	<b>37</b>	<b>57</b>	<b>3.8</b>	<b>40-2</b>	<b>11</b>	<b>12</b>	<b>21</b>	<b>12</b>	<b>72</b>	<b>4.8</b>
<b>TOTAL</b>		<b>126-40</b>	<b>1722/13.7</b>	<b>189-300</b>	<b>.630</b>	<b>3-6</b>	<b>.500</b>	<b>73-136</b>	<b>.537</b>	<b>145</b>	<b>228</b>	<b>373</b>	<b>3.0</b>	<b>263-4</b>	<b>45</b>	<b>82</b>	<b>134</b>	<b>41</b>	<b>454</b>	<b>3.6</b>



# 10 Mintautas Mockus

Guard/Forward | Freshman | 6-7 | 191  
Klaipeda, Lithuania | Klaipeda Vetrunges Gym

## MOCKUS NOTEBOOK

- Made his UCF debut in the team's 11/6/23 season opener against FIU, playing seven minutes, scoring two points while grabbing a rebound and steal
- Was the leading scorer among all attendees at the NBA Academy Games in July 2023 in Atlanta, Georgia
- Played in international basketball leagues from 2020-23 in Lithuania and Spain
- Played in the top two leagues in Lithuania, playing 25 games in the Lithuanian Basketball League with Prienai and 40 in the second tier for Kretingos Kretinga and Klaipedos Neptunas-Akvaservis
- Remained in his home country into 2023 and made the jump to the third tier of

Spanish basketball, LEB Plata, and played in nine contests for Clinica Ponferrada

- Was a member of the U18 Lithuania national team for the 2021 FIBA U18 European Challengers tournament; playing in five games, averaging 9.0 points, 6.8 rebounds and 4.4 assists while averaging nearly 22.5 minutes while shooting 40.6% from the field

## COLLEGE PATH

23-24: Freshman - UCF

## SOCIAL MEDIA

@mintas12  
@MintasMoc

## Did You Know?

- Major: Communications
- Favorite pro athlete: Luka Doncic
- Favorite pro team: Milwaukee Bucks
- Pre-game ritual: Listen to music
- Favorite movie: The Batman
- Favorite TV show: Stranger Things
- Favorite music artist: Tyler the Creator
- Favorite food: Chinese Food
- Second favorite sport: Soccer
- Favorite off-day activity: Video games
- Fun fact: Likes to swim
- Hidden talent: Can speak four languages

## GAME-BY-GAME STATS

Opponent	Date	GS	MIN	Total		3-Pointers		Free throws		Rebounds				PF	A	TO	BLK	STL	PTS	AVG	
				FG-FGA	PCT	3FG-3FGA	PCT	FT-FTA	PCT	OFF	DEF	TOT	AVG								
FIU	11/06/2023		07:00	1-4	.250	0-3	.000	0-0	.000	1	0	1	1.0	2	0	0	0	1	2	2.0	
at Miami (FL)	11/10/2023		01:38	0-0	.000	0-0	.000	0-0	.000	0	0	0	0.5	1	0	1	0	0	0	1.0	
Cal St. Fullerton	11/16/2023		03:41	0-1	.000	0-1	.000	0-0	.000	0	1	1	0.7	0	0	0	0	0	0	0.7	
vs Charlotte	11/20/2023		02:00	0-1	.000	0-1	.000	0-0	.000	0	1	1	0.8	0	0	0	0	0	0	0.5	
Lipscomb	12/02/2023		02:46	0-1	.000	0-0	.000	0-0	.000	0	1	1	0.8	0	0	1	0	0	0	0.4	
Jacksonville	12/06/2023		03:16	1-1	1.000	1-1	1.000	0-1	.000	0	1	1	0.8	0	0	0	0	0	3	0.8	
at Kansas St.	01/06/2024		05:53	1-1	1.000	0-0	.000	0-0	.000	0	1	1	0.9	1	1	0	0	0	2	1.0	
<b>Totals</b>			<b>0</b>	<b>26:14</b>	<b>3-9</b>	<b>.333</b>	<b>1-6</b>	<b>.167</b>	<b>0-1</b>	<b>.000</b>	<b>1</b>	<b>5</b>	<b>6</b>	<b>0.9</b>	<b>4</b>	<b>1</b>	<b>2</b>	<b>0</b>	<b>1</b>	<b>7</b>	<b>1.0</b>

## Player Averages

Games Played	Minutes/game	Points/game	FG Pct	3FG Pct	FT Pct	Rebounds/game	Assists/game	Turnovers/game	Assist/Turnover ratio	Steals/game	Blocks/game
7	3.7	1.0	33.3	16.7	0.0	0.9	0.1	0.3	0.5	0.1	0.0

## MISCELLANEOUS

Situation	'23-'24
Led team in scoring	-
Led team in rebounds	-
Led team in assists	-
Led team in blocks	-
Led team in steals	-
Double-Doubles	-
Double Figure Points	-
5+ Rebounds	-
Double Figure Rebounds	-
20-Point Games	-
30-Point Games	-
3+ Three Pointers	-
5+ Assists	-
3+ Steals	-
3+ Blocks	-

## 2023-24 GAME HIGHS

Points	3	Jacksonville (12/6/23)
Rebounds	1	6x, last at Kansas State (1/6/24)
Assists	1	at Kansas State (1/6/24)
Steals	1	FIU (11/6/23)
Blocks	N/A	-
FGs Made	1	3x, last at Kansas State (1/6/24)
FGs Attempted	4	FIU (11/6/23)
3-Pt. FGs Made	1	Jacksonville (12/6/23)
3-Pt. FGs Attempted	3	FIU (11/6/23)
FTs Made	N/A	-
FTs Attempted	1	Jacksonville (12/6/23)

## SINGLE-GAME CAREER HIGHS

Points	3	Jacksonville (12/6/23)
Rebounds	1	6x, last at Kansas State (1/6/24)
Assists	1	at Kansas State (1/6/24)
Steals	1	FIU (11/6/23)
Blocks	N/A	-
FGs Made	1	3x, last at Kansas State (1/6/24)
FGs Attempted	4	FIU (11/6/23)
3-Pt. FGs Made	1	Jacksonville (12/6/23)
3-Pt. FGs Attempted	3	FIU (11/6/23)
FTs Made	N/A	-
FTs Attempted	1	Jacksonville (12/6/23)

## CAREER STATS

SEASON	TEAM	GP-GS	MIN/AVG	Field Goals		3-Point		F-Throws		Rebounds				Scoring						
				FG-FGA	FG%	3FG-3FGA	3FG%	FT-FTA	FT%	OFF	DEF	TOT	AVG	PF	FO	A	TO	BLK	STL	PTS
2023-24	UCF	6-0	20/3.4	2-8	.250	1-6	.167	0-1	.000	1	4	5	0.8	3-0	0	2	0	1	5	0.8
<b>TOTAL</b>		<b>6-0</b>	<b>20/3.4</b>	<b>2-8</b>	<b>.250</b>	<b>1-6</b>	<b>.167</b>	<b>0-1</b>	<b>.000</b>	<b>1</b>	<b>4</b>	<b>5</b>	<b>0.8</b>	<b>3-0</b>	<b>0</b>	<b>2</b>	<b>0</b>	<b>1</b>	<b>5</b>	<b>0.8</b>



# 11 Ibrahima Diallo

Forward | 5th Year | 7-0 | 246

Saly, Senegal | Prolific Prep (Calif.) | San Jose State/Ohio State

## DIALLO NOTEBOOK

- Earned his first double-double as a Knight with 10 points and 14 rebounds against Charlotte in the Jacksonville Classic; added three blocks and three steals.
- Led UCF in rebounding and blocks with eight and five respectively against Cal St. Fullerton on 11/16/23, a game where UCF held the Titans to 44 points.
- Played in 11 minutes in UCF's 11/6/23 season opener, leading the team with three blocks, tallying seven points and three rebounds
- Started all 35 games at center in 2022-23 and averaged 6.0 points and 6.0 rebounds per game
- One of the nation's best players in blocking shots at 1.66 pg, ranking 51st in the country
- Set the Provident Credit Union Event Center (San Jose State's home arena)

- record with eight blocks in the win over Alabama State
- Third on San Jose State's single-season blocked shots list with 58, a mark that ranked him 40th nationally
- Ranked seventh in all-time blocked shots prior to leaving San Jose State with 78 in 48 games played
- His eight blocks against Alabama State were tied for the second-highest total in a game in 2022-23
- Played a total of 13 games, seeing 51 minutes of action in his freshman and sophomore seasons at Ohio State
- Arrived in the United States from Senegal in 2016, while he was in high school

## COLLEGE PATH

19-20: Freshman - Ohio State  
 20-21: Sophomore - Ohio State  
 21-22: Junior - San Jose State  
 22-23: Senior - San Jose State  
**23-24: 5th Year - UCF**

## SOCIAL MEDIA

@ibrahimaa\_diallo  
 @ibrahimadiallo

## Did You Know?

- Major: Communications
- Favorite pro athlete: Joel Embiid
- Favorite pro team: Los Angeles Lakers
- Pre-game ritual: Pray, talk to parents, nap, eat and listen to music
- Favorite movie: Black Panther
- Favorite TV show: Money Heist
- Favorite music artist: Burna Boy
- Favorite food: Jollof Rice
- Second favorite sport: Soccer
- Favorite off-day activity: Sleeping and watching Disney+
- Hidden talent: Very good at soccer

## GAME-BY-GAME STATS

Opponent	Date	GS	MIN	Total		3-Pointers		Free throws		Rebounds				PF	A	TO	BLK	STL	PTS	AVG
				FG-FGA	PCT	3FG-3FGA	PCT	FT-FTA	PCT	OFF	DEF	TOT	AVG							
FIU	11/06/2023		10:37	3-4	.750	0-0	.000	1-1	1.000	1	2	3	3.0	0	0	0	3	1	7	7.0
at Miami (FL)	11/10/2023		24:17	4-5	.800	0-0	.000	1-2	.500	2	2	4	3.5	2	1	0	1	0	9	8.0
Cal St. Fullerton	11/16/2023		22:53	4-7	.571	0-0	.000	0-0	.000	1	7	8	5.0	2	1	0	5	1	8	8.0
vs South Dakota St.	11/19/2023		15:00	3-4	.750	0-0	.000	0-0	.000	0	5	5	5.0	5	0	1	3	0	6	7.5
vs Charlotte	11/20/2023		29:00	4-7	.571	0-0	.000	2-4	.500	6	8	14	6.8	2	0	1	3	3	10	8.0
Stetson	11/26/2023		16:19	1-3	.333	0-0	.000	2-8	.250	1	4	5	6.5	1	0	2	2	0	4	7.3
Lipscomb	12/02/2023		21:06	2-3	.667	0-0	.000	1-4	.250	4	5	9	6.9	2	0	3	1	1	5	7.0
Jacksonville	12/06/2023		07:46	1-1	1.000	0-0	.000	1-2	.500	2	2	4	6.5	2	1	1	2	0	3	6.5
Ole Miss	12/10/2023		13:09	0-2	.000	0-0	.000	1-2	.500	3	0	3	6.1	3	0	2	1	1	1	5.9
Maine	12/18/2023		15:19	1-2	.500	0-0	.000	3-4	.750	0	3	3	5.8	0	1	0	4	0	5	5.8
Florida A&M	12/21/2023		22:34	1-1	1.000	0-0	.000	6-10	.600	4	8	12	6.4	2	0	2	2	1	8	6.0
Bethune-Cookman	12/29/2023		16:48	3-4	.750	0-0	.000	3-4	.750	1	2	3	6.1	1	0	1	0	1	9	6.3
at Kansas St.	01/06/2024		14:30	1-3	.333	0-0	.000	1-2	.500	4	2	6	6.1	1	0	1	1	1	3	6.0
Kansas	01/10/2024	*	24:19	4-6	.667	0-0	.000	5-6	.833	1	4	5	6.0	3	3	0	1	1	13	6.5
BYU	01/13/2024	*	27:20	4-8	.500	0-0	.000	3-8	.375	9	10	19	6.9	5	1	3	2	0	11	6.8
<b>Totals</b>		<b>2</b>	<b>280:56</b>	<b>36-60</b>	<b>.600</b>	<b>0-0</b>	<b>.000</b>	<b>30-57</b>	<b>.526</b>	<b>39</b>	<b>64</b>	<b>103</b>	<b>6.9</b>	<b>31</b>	<b>8</b>	<b>17</b>	<b>31</b>	<b>11</b>	<b>102</b>	<b>6.8</b>

## Player Averages

Games Played	Minutes/game	Points/game	FG Pct	3FG Pct	FT Pct	Rebounds/game	Assists/game	Turnovers/game	Assist/Turnover ratio	Steals/game	Blocks/game
15	18.7	6.8	60.0	0.0	52.6	6.9	0.5	1.1	0.5	0.7	2.1

## MISCELLANEOUS

Situation	'23-'24
Led team in scoring	-
Led team in rebounds	6
Led team in assists	1
Led team in blocks	10
Led team in steals	-
Double-Doubles	2
Double Figure Points	3
5+ Rebounds	9
Double Figure Rebounds	3
20-Point Games	-
30-Point Games	-
3+ Three Pointers	-
5+ Assists	-
3+ Steals	1
3+ Blocks	5

## 2023-24 GAME HIGHS

Points	13	Kansas (1/10/24)
Rebounds	19	BYU (1/13/24)
Assists	3	Kansas (1/10/24)
Steals	3	vs. Charlotte (11/20/23)
Blocks	5	Cal St. Fullerton (11/16/23)
FGs Made	4	5x, last vs. BYU (1/13/24)
FGs Attempted	8	BYU (1/13/24)
3-Pt. FGs Made	N/A	-
3-Pt. FGs Attempted	N/A	-
FTs Made	6	Florida A&M (12/21/23)
FTs Attempted	10	Florida A&M (12/21/23)


## SINGLE-GAME CAREER HIGHS

Points	16	at California Baptist (11/18/21)
Rebounds	19	BYU (1/13/24)
Assists	3	2x, last vs. Kansas (1/10/24)
Steals	3	2x, last vs. Charlotte (11/20/23)
Blocks	8	Alabama State (11/15/22)
FGs Made	7	2x, last vs. New Mexico (2/20/22)
FGs Attempted	11	New Mexico (2/20/22)
3-Pt. FGs Made	N/A	-
3-Pt. FGs Attempted	1	at Utah State (1/21/23)
FTs Made	7	Northern Colorado (11/23/21)
FTs Attempted	10	Florida A&M (12/21/23)

## CAREER STATS

SEASON	TEAM	GP-GS	MIN/AVG	Field Goals		3-Point		F-Throws		Rebounds				Scoring						
				FG-FGA	FG%	3FG-3FGA	3FG%	FT-FTA	FT%	OFF	DEF	TOT	AVG	PF-FO	A	TO	BLK	STL	PTS	AVG
2019-20	OSU	8-0	41/5.2	5-13	.385	0-0	.000	0-2	.000	8	7	15	1.9	6-0	0	4	3	0	10	1.3
2020-21	OSU	5-0	10/2.1	0-2	.000	0-0	.000	1-4	.250	3	1	4	0.8	0-0	0	0	1	0	1	0.2
2021-22	SJSU	13-12	287/22.1	44-88	.500	0-0	.000	13-36	.361	35	59	94	7.2	44-3	2	31	20	11	101	7.8
2022-23	SJSU	35-35	609/17.4	88-150	.587	0-1	.000	35-67	.522	77	133	210	6.0	89-1	16	41	58	12	211	6.0
2023-24	UCF	15-2	281/18.7	36-60	.600	0-0	.000	30-57	.526	39	64	103	6.9	31-2	8	17	31	11	102	6.8
<b>TOTAL FOR UCF</b>		<b>15-2</b>	<b>281/18.7</b>	<b>36-60</b>	<b>.600</b>	<b>0-0</b>	<b>.000</b>	<b>30-57</b>	<b>.526</b>	<b>39</b>	<b>64</b>	<b>103</b>	<b>6.9</b>	<b>31-2</b>	<b>8</b>	<b>17</b>	<b>31</b>	<b>11</b>	<b>102</b>	<b>6.8</b>
<b>TOTAL</b>		<b>76-49</b>	<b>1229/16.2</b>	<b>173-313</b>	<b>.553</b>	<b>0-1</b>	<b>.000</b>	<b>79-166</b>	<b>.476</b>	<b>162</b>	<b>264</b>	<b>426</b>	<b>5.6</b>	<b>170-6</b>	<b>26</b>	<b>93</b>	<b>113</b>	<b>34</b>	<b>425</b>	<b>5.6</b>





# 12 DeMarr Langford Jr.

Guard | Senior | 6-5 | 230  
Worcester, Mass. | Brewster Academy | Boston College

## LANGFORD NOTEBOOK

- Made his UCF debut in the team's 11/6/23 season opening victory over FIU, getting the start and playing in 27 minutes, earning five points and two steals
- Played in 23 games, starting in 15 and playing 651 minutes in 2022-23 for Boston College
- Averaged 7.0 points per game and shot 44.2% (65-for-147) from the field and added 2.8 rebounds and 1.8 assists per game
- Scored a season-high 20 points on the road at No. 16 Miami on 1/11/23
- Had seven games in which he scored double-digit points in 2022-23
- Played in 32 games, starting in 30 and averaging 34.7 minutes per game in 2021-22 for Boston College; had 19 games in double-digit scoring.
- Averaged 11.3 points per game and shot 45.6% (140-for-307) from the field, both career highs; also averaged 4.8 rebounds and 2.3 assists per game
- Scored a career-high 23 points against Notre Dame on 2/16/22
- Was a consensus top-100 rated recruit; ranked 97th on ESPN 100 list, ranking third among all players in New Hampshire
- Younger brother of former Providence and Boston College guard Makai Ashton-Langford, spending two seasons with Providence from 2017-19 and four with Boston College from 2019-23, finishing his career with 142 games played and a 39.7% clip from the field, averaging 8.3 points per game

## COLLEGE PATH

20-21: Freshman - Boston College  
21-22: Sophomore - Boston College  
22-23: Junior - Boston College  
23-24: Senior - UCF

## SOCIAL MEDIA

@demarrlangford\_jr  
@langford\_demarr

## Did You Know?

**Major:** Communications  
**Favorite pro athlete:** Russell Westbrook  
**Favorite pro team:** Baltimore Ravens  
**Pre-game ritual:** Listen to music and eat cereal  
**Favorite movie:** The SpongeBob Movie  
**Favorite TV show:** Family Guy  
**Favorite music artist:** Juice Wrld  
**Favorite food:** His mom's mac and cheese  
**Second favorite sport:** Football  
**Favorite off-day activity:** Sleeping  
**Fun fact:** Thinks if he grew up in a warmer state he'd be playing football  
**Hidden talent:** Enjoys fishing

## GAME-BY-GAME STATS

Opponent	Date	GS	MIN	Total		3-Pointers		Free throws		Rebounds				PF	A	TO	BLK	STL	PTS	AVG	
				FG-FGA	PCT	3FG-3FGA	PCT	FT-FTA	PCT	OFF	DEF	TOT	AVG								
FIU	11/06/2023	*	26:06	2-4	.500	0-0	.000	1-4	.250	0	1	1	1.0	3	3	0	0	2	5	5.0	
at Miami (FL)	11/10/2023	*	25:21	2-8	.250	0-0	.000	0-0	.000	0	2	2	1.5	1	1	2	0	3	4	4.5	
Cal St. Fullerton	11/16/2023	*	07:21	0-0	.000	0-0	.000	0-0	.000	0	0	0	1.0	0	0	1	0	0	0	3.0	
Jacksonville	12/06/2023	*	11:50	3-4	.750	0-0	.000	1-2	.500	1	0	1	1.0	1	0	0	0	7	4.0		
Ole Miss	12/10/2023		05:24	0-0	.000	0-0	.000	0-0	.000	0	1	1	1.0	1	0	2	0	0	3.2		
Maine	12/18/2023	*	17:07	0-2	.000	0-0	.000	0-0	.000	3	2	5	1.7	0	0	0	0	0	2.7		
Florida A&M	12/21/2023	*	08:40	1-1	1.000	0-0	.000	2-2	1.000	1	1	2	1.7	3	0	1	1	2	4	2.9	
Bethune-Cookman	12/29/2023	*	19:43	1-2	.500	0-0	.000	1-2	.500	2	1	3	1.9	1	5	1	0	2	3	2.9	
at Kansas St.	01/06/2024	*	11:43	1-1	1.000	0-0	.000	0-0	.000	0	0	0	1.7	1	1	0	0	0	2	2.8	
Kansas	01/10/2024		03:46	0-1	.000	0-1	.000	0-0	.000	0	0	0	1.5	0	0	0	0	0	2.5		
BYU	01/13/2024		07:29	0-0	.000	0-0	.000	1-2	.500	1	1	2	1.5	0	0	0	0	1	2.4		
<b>Totals</b>			<b>7</b>	<b>144:30</b>	<b>10-23</b>	<b>.435</b>	<b>0-1</b>	<b>.000</b>	<b>6-12</b>	<b>.500</b>	<b>8</b>	<b>9</b>	<b>17</b>	<b>1.5</b>	<b>11</b>	<b>10</b>	<b>7</b>	<b>1</b>	<b>9</b>	<b>26</b>	<b>2.4</b>

## Player Averages

Games Played	Minutes/game	Points/game	FG Pct	3FG Pct	FT Pct	Rebounds/game	Assists/game	Turnovers/game	Assist/Turnover ratio	Steals/game	Blocks/game
11	13.1	2.4	43.5	0.0	50.0	1.5	0.9	0.6	1.4	0.8	0.1

## MISCELLANEOUS

Situation	'23-'24
Led team in scoring	-
Led team in rebounds	-
Led team in assists	1
Led team in blocks	-
Led team in steals	1
Double-Doubles	-
Double Figure Points	-
5+ Rebounds	-
Double Figure Rebounds	-
20-Point Games	-
30-Point Games	-
3+ Three Pointers	-
5+ Assists	1
3+ Steals	1
3+ Blocks	-

## 2023-24 GAME HIGHS

Points	7	Jacksonville (12/6/23)
Rebounds	5	Maine (12/18/23)
Assists	5	Bethune-Cookman (12/29/23)
Steals	3	at Miami (11/10/23)
Blocks	1	Florida A&M (12/21/23)
FGs Made	3	Jacksonville (12/6/23)
FGs Attempted	8	at Miami (11/10/23)
3-Pt. FGs Made	N/A	-
3-Pt. FGs Attempted	1	Kansas (1/10/24)
FTs Made	2	Florida A&M (12/21/23)
FTs Attempted	4	FIU (11/6/23)

## SINGLE-GAME CAREER HIGHS

Points	23	at Notre Dame (2/16/22)
Rebounds	11	Clemson (2/26/22)
Assists	8	Notre Dame (1/3/23)
Steals	4	2x, last at NC State (2/23/22)
Blocks	3	at Clemson (1/15/22)
FGs Made	10	2x, last at Miami (1/11/23)
FGs Attempted	15	Pittsburgh (1/30/22)
3-Pt. FGs Made	1	16x, last vs. Virginia (2/22/23)
3-Pt. FGs Attempted	5	Villanova (12/20/22)
FTs Made	9	Notre Dame (2/27/21)
FTs Attempted	11	Notre Dame (2/27/21)

## CAREER STATS

SEASON	TEAM	GP-GS	MIN/AVG	Field Goals		3-Point		F-Throws		Rebounds				Scoring						
				FG-FGA	FG%	3FG-3FGA	3FG%	FT-FTA	FT%	OFF	DEF	TOT	AVG	PF-FO	A	TO	BLK	STL	PTS	AVG
2020-21	BC	18-9	459/25.5	39-95	.411	4-17	.235	39-52	.750	27	49	76	4.2	24-0	25	35	0	20	121	6.7
2021-22	BC	32-30	1110/34.7	140-307	.456	7-26	.269	75-112	.670	48	107	155	4.8	40-0	73	49	16	35	362	11.3
2022-23	BC	23-15	651/28.3	65-147	.442	5-19	.263	25-35	.714	21	43	64	2.8	32-1	42	36	6	10	160	7.0
2023-24	UCF	11-7	145/13.1	10-23	.435	0-1	.000	6-12	.500	8	9	17	1.5	11-0	10	7	1	9	26	2.4
<b>TOTAL FOR UCF</b>		<b>11-7</b>	<b>145/13.1</b>	<b>10-23</b>	<b>.435</b>	<b>0-1</b>	<b>.000</b>	<b>6-12</b>	<b>.500</b>	<b>8</b>	<b>9</b>	<b>17</b>	<b>1.5</b>	<b>11-0</b>	<b>10</b>	<b>7</b>	<b>1</b>	<b>9</b>	<b>26</b>	<b>2.4</b>
<b>TOTAL</b>		<b>84-61</b>	<b>2365/28.1</b>	<b>254-572</b>	<b>.444</b>	<b>16-63</b>	<b>.254</b>	<b>145-211</b>	<b>.687</b>	<b>104</b>	<b>208</b>	<b>312</b>	<b>3.7</b>	<b>107-1</b>	<b>150</b>	<b>127</b>	<b>23</b>	<b>74</b>	<b>669</b>	<b>8.0</b>



# 13 Marchelus Avery

Forward | Senior | 6-7 | 210  
 Richmond, Va. | Central Pointe Post Grad  
 New Mexico State/Northwest Florida State

## AVERY NOTEBOOK

- Impressed in his second outing as a Knight, scoring 22 points while making a career-high four three pointers; added two assists and a block
- Made his UCF debut on 11/16/23 against Cal St. Fullerton, scoring nine points while tallying four rebounds and a block in 14 minutes.
- Started seven games for New Mexico State in 2022-23, including five straight contests between December 18-31
- Averaged 8.2 points per game and 4.5 rebounds per game for the Aggies in 2022-23
- Poured in a career-high 26 points versus Northern New Mexico on 11-14 (78.6%)

- shooting from the floor
- Finished with double-digits in the scoring column on seven occasions
- Posted double-doubles versus North Carolina A&T (20 points, 10 rebounds) and at Stephen F. Austin (16 points, 10 rebounds)
- Took part in 23 games in 2021-22 and averaged 4.1 points, 2.5 rebounds and 0.6 assists in 11.1 minutes per game; finished season with shooting splits of .446/.313/.667

## COLLEGE PATH

20-21: Freshman - NW Florida State  
 21-22: Sophomore - New Mexico State  
 22-23: Junior - New Mexico State  
 23-24: Senior - UCF

## SOCIAL MEDIA

@chiaveryy  
 @Ballout\_chi

## Did You Know?

- Major: Interdisciplinary Studies
- Favorite pro athlete: Derrick Rose
- Favorite pro team: Los Angeles Lakers
- Pre-game ritual: Listen to music, eat, stretch
- Favorite movie: How High
- Favorite TV show: SpongeBob
- Favorite music artist: Babyface Ray
- Favorite food: Chicken nuggets
- Second favorite sport: Football
- Favorite off-day activity: Video games
- Fun fact: Knows how to play the piano
- Hidden talent: Playing football

## GAME-BY-GAME STATS

Opponent	Date	GS	MIN	Total			3-Pointers		Free throws		Rebounds				PF	A	TO	BLK	STL	PTS	AVG
				FG	FGA	PCT	3FG	3FGA	PCT	FT	FTA	PCT	OFF	DEF							
Cal St. Fullerton	11/16/2023		14:01	4-8	.500	1-3	.333	0-2	.000	1	3	4	4.0	1	1	0	1	0	9	9.0	
vs South Dakota St.	11/19/2023		30:00	7-16	.438	4-9	.444	4-4	1.000	0	2	2	3.0	2	2	1	1	0	22	15.5	
vs Charlotte	11/20/2023		26:00	3-7	.429	0-2	.000	1-2	.500	1	6	7	4.3	1	1	1	1	0	7	12.7	
Stetson	11/26/2023		24:51	2-10	.200	1-2	.500	2-2	1.000	3	2	5	4.5	2	3	1	0	0	7	11.3	
Lipscomb	12/02/2023	*	25:06	4-9	.444	3-6	.500	1-1	1.000	0	6	6	4.8	1	1	0	2	1	12	11.4	
Jacksonville	12/06/2023		18:38	4-7	.571	3-4	.750	1-2	.500	2	2	4	4.7	0	1	0	0	1	12	11.5	
Ole Miss	12/10/2023		28:22	2-8	.250	2-6	.333	2-2	1.000	3	1	4	4.6	3	0	0	0	3	8	11.0	
Maine	12/18/2023		17:12	5-9	.556	1-1	1.000	1-3	.333	2	4	6	4.8	2	1	0	0	2	12	11.1	
Florida A&M	12/21/2023		28:42	5-7	.714	3-5	.600	0-0	.000	0	2	2	4.4	2	1	1	0	1	13	11.3	
Bethune-Cookman	12/29/2023		17:07	4-7	.571	1-4	.250	2-4	.500	1	4	5	4.5	2	0	2	1	3	11	11.3	
at Kansas St.	01/06/2024		16:59	2-9	.222	0-4	.000	0-0	.000	3	4	7	4.7	0	0	1	0	0	4	10.6	
Kansas	01/10/2024		15:17	2-5	.400	0-3	.000	0-1	.000	2	2	4	4.7	1	0	0	0	0	4	10.1	
BYU	01/13/2024		15:57	0-4	.000	0-2	.000	0-0	.000	0	1	1	4.4	3	0	0	0	0	0	9.3	
<b>Totals</b>			<b>1</b>	<b>278:13</b>	<b>44-106</b>	<b>.415</b>	<b>19-51</b>	<b>.373</b>	<b>14-23</b>	<b>.609</b>	<b>18</b>	<b>39</b>	<b>57</b>	<b>4.4</b>	<b>20</b>	<b>11</b>	<b>7</b>	<b>6</b>	<b>11</b>	<b>121</b>	<b>9.3</b>

## Player Averages

Games Played	Minutes/game	Points/game	FG Pct	3FG Pct	FT Pct	Rebounds/game	Assists/game	Turnovers/game	Assist/Turnover ratio	Steals/game	Blocks/game
13	21.4	9.3	41.5	37.3	60.9	4.4	0.8	0.5	1.6	0.8	0.5

## MISCELLANEOUS

Situation	'23-'24
Led team in scoring	1
Led team in rebounds	1
Led team in assists	-
Led team in blocks	2
Led team in steals	2
Double-Doubles	-
Double Figure Points	6
5+ Rebounds	6
Double Figure Rebounds	-
20-Point Games	1
30-Point Games	-
3+ Three Pointers	4
5+ Assists	-
3+ Steals	2
3+ Blocks	-

## 2023-24 GAME HIGHS

Points	22	vs. South Dakota St. (11/19/23)
Rebounds	7	2x, last at Kansas State (1/6/24)
Assists	3	Stetson (11/26/23)
Steals	3	2x, last vs. Bethune-Cookman (12/29/23)
Blocks	2	Lipscomb (12/2/23)
FGs Made	7	vs. South Dakota St. (11/19/23)
FGs Attempted	16	vs. South Dakota St. (11/19/23)
3-Pt. FGs Made	4	vs. South Dakota St. (11/19/23)
3-Pt. FGs Attempted	9	vs. South Dakota St. (11/19/23)
FTs Made	4	vs. South Dakota St. (11/19/23)
FTs Attempted	4	2x, last vs. Bethune-Cookman (12/29/23)

## SINGLE-GAME CAREER HIGHS

Points	26	Northern N.M. (12/18/22)
Rebounds	10	2x, last at SFA (1/4/23)
Assists	3	2x, last at Seattle (1/12/23)
Steals	3	2x, last vs. Bethune-Cookman (12/29/23)
Blocks	2	4x, last vs. Lipscomb (12/2/23)
FGs Made	11	Northern N.M. (12/18/22)
FGs Attempted	16	vs. South Dakota St. (11/19/23)
3-Pt. FGs Made	4	vs. South Dakota St. (11/19/23)
3-Pt. FGs Attempted	9	vs. South Dakota St. (11/19/23)
FTs Made	5	Texas Permian Basin (12/20/21)
FTs Attempted	7	Texas Permian Basin (12/20/21)

## CAREER STATS

SEASON	TEAM	GP-GS	MIN/AVG	Field Goals		3-Point		F-Throws		Rebounds				Scoring						
				FG	FGA	FG%	3FG	3FGA	3FG%	FT	FTA	FT%	OFF	DEF	TOT	AVG	PF	FO	A	TO
2021-22	NMSU	23-2	257/11.2	33-74	.446	10-32	.313	18-27	.667	21	36	57	2.5	20-0	13	13	7	11	94	4.1
2022-23	NMSU	21-7	388/18.5	65-137	.474	23-55	.418	20-32	.625	36	58	94	4.5	33-0	19	24	5	11	173	8.2
2023-24	UCF	13-1	278/21.4	44-106	.415	19-51	.373	14-23	.609	18	39	57	4.4	20-0	11	7	6	11	121	9.3
<b>TOTAL FOR UCF</b>		<b>13-1</b>	<b>278/21.4</b>	<b>44-106</b>	<b>.415</b>	<b>19-51</b>	<b>.373</b>	<b>14-23</b>	<b>.609</b>	<b>18</b>	<b>39</b>	<b>57</b>	<b>4.4</b>	<b>20-0</b>	<b>11</b>	<b>7</b>	<b>6</b>	<b>11</b>	<b>121</b>	<b>9.3</b>
<b>TOTAL</b>		<b>57-10</b>	<b>923/16.2</b>	<b>142-317</b>	<b>.448</b>	<b>52-138</b>	<b>.377</b>	<b>52-82</b>	<b>.634</b>	<b>75</b>	<b>133</b>	<b>208</b>	<b>3.6</b>	<b>73-0</b>	<b>43</b>	<b>44</b>	<b>18</b>	<b>33</b>	<b>388</b>	<b>6.8</b>



# 14 Michael Kalina

Guard | Redshirt Freshman | 6-1 | 174  
Boca Raton, Fla. | North Broward Prep

## KALINA NOTEBOOK

- Scored his first collegiate points against Jacksonville on 12/6/23, a three-pointer in the corner.
- Made his collegiate debut against Cal St. Fullerton, subbing in at the end of UCF's 72-44 victory.
- Played at North Broward Prep in Coconut Grove, Fla.
- Helped Eagles to 28-3 record, best in school history, as senior in 2021-22
- Helped North Broward Prep to #5 state ranking and regional semifinals of Florida 4A state tournament (before loss to Calgary Christian Academy and fellow UCF redshirt freshmen Tyler Hendricks and twin brother Taylor)
- Averaged 10.6 points, 4.1 rebounds, 4.6 assists, 1.9 steals as senior in 2021-22
- Earned first-team all-county and first-team all-district honors as junior in 2019-20
- Played for coach Casey Wohleb

## COLLEGE PATH

22-23: Freshman - UCF  
23-24: Redshirt Freshman - UCF

## SOCIAL MEDIA

@michaelkalina9  
@michaelkalina9

## Did You Know?

Major: Business  
 Favorite pro athlete: Allen Iverson  
 Favorite pro team: Philadelphia Eagles  
 Pre-game ritual: Nap  
 Favorite movie: Like Mike  
 Favorite TV show: Prison Break  
 Favorite music artist: Bryson Tiller  
 Favorite food: Steak and mac & cheese  
 Second favorite sport: Football  
 Favorite off-day activity: Clothes shopping  
 Fun fact: Tyler and Taylor Hendricks put an end to Michael's high school basketball career  
 Hidden talent: Can do a backflip

## GAME-BY-GAME STATS

Opponent	Date	GS	MIN	Total			3-Pointers		Free throws		Rebounds				PF	A	TO	BLK	STL	PTS	AVG
				FG	FGA	PCT	3FG	3FGA	PCT	FT	FTA	PCT	OFF	DEF							
Cal St. Fullerton	11/16/2023		00:31	0-0	.000	0-0	.000	0-0	.000	0	0	0	0.0	0	0	0	0	0	0	0.0	
Lipscomb	12/02/2023		01:37	0-1	.000	0-0	.000	0-0	.000	0	0	0	0.0	0	0	0	0	0	0	0.0	
Jacksonville	12/06/2023		02:03	1-1	1.000	1-1	1.000	0-0	.000	0	0	0	0.0	0	0	1	1	0	3	1.0	
Maine	12/18/2023		02:17	0-1	.000	0-0	.000	0-0	.000	0	0	0	0.0	0	0	0	0	0	0	0.8	
Bethune-Cookman	12/29/2023		02:56	0-0	.000	0-0	.000	0-0	.000	0	0	0	0.0	0	0	1	0	0	0	0.6	
<b>Totals</b>		<b>0</b>	<b>09:24</b>	<b>1-3</b>	<b>.333</b>	<b>1-1</b>	<b>1.000</b>	<b>0-0</b>	<b>.000</b>	<b>0</b>	<b>0</b>	<b>0</b>	<b>0.0</b>	<b>0</b>	<b>0</b>	<b>2</b>	<b>1</b>	<b>0</b>	<b>3</b>	<b>0.6</b>	

## Player Averages

Games Played	Minutes/game	Points/game	FG Pct	3FG Pct	FT Pct	Rebounds/game	Assists/game	Turnovers/game	Assist/Turnover ratio	Steals/game	Blocks/game
5	1.9	0.6	33.3	100.0	0.0	0.0	0.0	0.4	0.0	0.0	0.2

## MISCELLANEOUS

Situation	'23-'24
Led team in scoring	-
Led team in rebounds	-
Led team in assists	-
Led team in blocks	-
Led team in steals	-
Double-Doubles	-
Double Figure Points	-
5+ Rebounds	-
Double Figure Rebounds	-
20-Point Games	-
30-Point Games	-
3+ Three Pointers	-
5+ Assists	-
3+ Steals	-
3+ Blocks	-

## 2023-24 GAME HIGHS

Points	3	Jacksonville (12/6/23)
Rebounds	N/A	-
Assists	N/A	-
Steals	N/A	-
Blocks	1	Jacksonville (12/6/23)
Field Goals Made	1	Jacksonville (12/6/23)
Field Goals Attempted	1	3x, last vs. Maine (12/18/23)
3-Point Field Goals Made	1	Jacksonville (12/6/23)
3-Point Field Goals Attempted	1	Jacksonville (12/6/23)
Free Throws Made	N/A	-
Free Throws Attempted	N/A	-

## SINGLE-GAME CAREER HIGHS

Points	3	Jacksonville (12/6/23)
Rebounds	N/A	-
Assists	N/A	-
Steals	N/A	-
Blocks	1	Jacksonville (12/6/23)
Field Goals Made	1	Jacksonville (12/6/23)
Field Goals Attempted	1	3x, last vs. Maine (12/18/23)
3-Point Field Goals Made	1	Jacksonville (12/6/23)
3-Point Field Goals Attempted	1	Jacksonville (12/6/23)
Free Throws Made	N/A	-
Free Throws Attempted	N/A	-

## CAREER STATS

SEASON	TEAM	GP-GS	MIN/AVG	Field Goals		3-Point		F-Throws		Rebounds				Scoring						
				FG	FGA	FG%	3FG	3FGA	3FG%	FT	FTA	FT%	OFF	DEF	TOT	AVG	PF	FO	A	TO
2023-24	UCF	5-0	9/1.9	1-3	.333	1-1	1.000	0-0	.000	0	0	0	0.0	0-0	0	2	1	0	3	0.6
<b>TOTAL</b>		<b>5-0</b>	<b>9/1.9</b>	<b>1-3</b>	<b>.333</b>	<b>1-1</b>	<b>1.000</b>	<b>0-0</b>	<b>.000</b>	<b>0</b>	<b>0</b>	<b>0</b>	<b>0.0</b>	<b>0-0</b>	<b>0</b>	<b>2</b>	<b>1</b>	<b>0</b>	<b>3</b>	<b>0.6</b>





# 15 Tyler Hendricks

Guard | Redshirt Freshman | 6-6 | 190

Fort Lauderdale, Fla. | Calvary Christian Academy

## HENDRICKS NOTEBOOK

- Made his collegiate debut in UCF's 11/6/23 season opener, playing 14 minutes, tallying seven points and four rebounds
- Did not see game action during the 2022-23 season, earning a redshirt
- Was one of 12 sets of twins and one of 33 sets of brothers in NCAA Division I college basketball along with Taylor Hendricks in 2022-23
- ESPN and Rivals three-star prospect
- Played for Calvary Christian Academy in Fort Lauderdale, Fla.
- Led Calvary Christian to Florida 3A state championship as a junior and senior in 2020-21 and 2021-22

- Averaged 6.7 points and 3.3 rebounds as senior in 2021-22
- Averaged 5.3 points and 2.7 rebounds as junior in 2020-21
- Played for coach Cilk McSweeney

## COLLEGE PATH

22-23: Freshman - UCF

23-24: Redshirt Freshman - UCF

## SOCIAL MEDIA

@tylerxhendricks  
@tylerxhendricks

## Did You Know?

- Major: Business
- Favorite pro athlete: Russell Westbrook
- Favorite pro team: Utah Jazz
- Pre-game ritual: Pray
- Favorite movie: Transformers
- Favorite TV show: Breaking Bad
- Favorite music artist: Drake
- Favorite food: Pizza
- Second favorite sport: Football
- Favorite off-day activity: Watching Netflix
- Fun fact: Football was the first sport he played
- Hidden talent: Can play piano

## GAME-BY-GAME STATS

Opponent	Date	GS	MIN	Total		3-Pointers		Free throws		Rebounds				PF	A	TO	BLK	STL	PTS	AVG
				FG-FGA	PCT	3FG-3FGA	PCT	FT-FTA	PCT	OFF	DEF	TOT	AVG							
FIU	11/06/2023		14:16	3-4	.750	1-2	.500	0-0	.000	1	3	4	4.0	2	1	2	0	0	7	7.0
at Miami (FL)	11/10/2023		11:07	0-3	.000	0-1	.000	2-2	1.000	0	0	0	2.0	4	0	0	0	1	2	4.5
Cal St. Fullerton	11/16/2023		11:07	2-4	.500	0-2	.000	2-2	1.000	0	0	0	1.3	4	0	1	0	0	6	5.0
vs South Dakota St.	11/19/2023		12:00	2-3	.667	1-2	.500	0-0	.000	0	0	0	1.0	0	1	0	0	0	5	5.0
vs Charlotte	11/20/2023		07:00	0-0	.000	0-0	.000	0-0	.000	0	1	1	1.0	1	0	1	0	0	0	4.0
Stetson	11/26/2023		03:03	0-1	.000	0-1	.000	0-0	.000	0	0	0	0.8	2	0	1	0	0	0	3.3
Lipscomb	12/02/2023		09:51	2-4	.500	1-2	.500	0-0	.000	2	1	3	1.1	1	0	0	0	0	5	3.6
Jacksonville	12/06/2023		10:00	2-3	.667	2-3	.667	0-1	.000	1	2	3	1.4	0	0	1	0	1	6	3.9
<b>Totals</b>			<b>0 78:24</b>	<b>11-22</b>	<b>.500</b>	<b>5-13</b>	<b>.385</b>	<b>4-5</b>	<b>.800</b>	<b>4</b>	<b>7</b>	<b>11</b>	<b>1.4</b>	<b>14</b>	<b>2</b>	<b>6</b>	<b>0</b>	<b>2</b>	<b>31</b>	<b>3.9</b>

## Player Averages

Games Played	Minutes/game	Points/game	FG Pct	3FG Pct	FT Pct	Rebounds/game	Assists/game	Turnovers/game	Assist/Turnover ratio	Steals/game	Blocks/game
8	9.8	3.9	50.0	38.5	80.0	1.4	0.3	0.8	0.3	0.3	0.0

## MISCELLANEOUS

Situation	'23-'24
Led team in scoring	-
Led team in rebounds	-
Led team in assists	-
Led team in blocks	-
Led team in steals	-
Double-Doubles	-
Double Figure Points	-
5+ Rebounds	-
Double Figure Rebounds	-
20-Point Games	-
30-Point Games	-
3+ Three Pointers	-
5+ Assists	-
3+ Steals	-
3+ Blocks	-

## 2023-24 GAME HIGHS

Points	7	FIU (11/6/23)
Rebounds	4	FIU (11/6/23)
Assists	1	2x, last vs. South Dakota St. (11/19/23)
Steals	1	2x, last vs. Jacksonville (12/6/23)
Blocks	N/A	-
Field Goals Made	3	FIU (11/6/23)
Field Goals Attempted	4	3x, last vs. Lipscomb (12/2/23)
3-Point Field Goals Made	2	Jacksonville (12/6/23)
3-Point Field Goals Attempted	3	Jacksonville (12/6/23)
Free Throws Made	2	2x, last vs. Cal St. Fullerton (11/16/23)
Free Throws Attempted	2	2x, last vs. Cal St. Fullerton (11/16/23)

## SINGLE-GAME CAREER HIGHS

Points	7	FIU (11/6/23)
Rebounds	4	FIU (11/6/23)
Assists	1	2x, last vs. South Dakota St. (11/19/23)
Steals	1	2x, last vs. Jacksonville (12/6/23)
Blocks	N/A	-
Field Goals Made	3	FIU (11/6/23)
Field Goals Attempted	4	3x, last vs. Lipscomb (12/2/23)
3-Point Field Goals Made	2	Jacksonville (12/6/23)
3-Point Field Goals Attempted	3	Jacksonville (12/6/23)
Free Throws Made	2	2x, last vs. Cal St. Fullerton (11/16/23)
Free Throws Attempted	2	2x, last vs. Cal St. Fullerton (11/16/23)

## CAREER STATS

SEASON	TEAM	GP-GS	MIN/AVG	Field Goals		3-Point		F-Throws		Rebounds				Scoring						
				FG-FGA	FG%	3FG-3FGA	3FG%	FT-FTA	FT%	OFF	DEF	TOT	AVG	PF-FO	A	TO	BLK	STL	PTS	AVG
2023-24	UCF	8-0	78/9.8	11-22	.500	5-13	.385	4-5	.800	4	7	11	1.4	14-0	2	6	0	2	31	3.9
<b>TOTAL</b>		<b>8-0</b>	<b>78/9.8</b>	<b>11-22</b>	<b>.500</b>	<b>5-13</b>	<b>.385</b>	<b>4-5</b>	<b>.800</b>	<b>4</b>	<b>7</b>	<b>11</b>	<b>1.4</b>	<b>14-0</b>	<b>2</b>	<b>6</b>	<b>0</b>	<b>2</b>	<b>31</b>	<b>3.9</b>



# 20 Poohpha Warakulnukroh

Guard | Redshirt Sophomore | 5-11 | 177  
Bangkok, Thailand | Montverde Academy

## WARAKULNUKROH NOTEBOOK

- Was a student manager on the 2021-22 UCF squad before becoming a member of the 2022-23 roster as a student-athlete
- Played in seven games, coming off the bench in each and playing a combined 14 minutes in 2022-23
- Made his collegiate debut in the final 3:34 of gameplay against Western Illinois on 11/14/22. He missed his first free throw and made the second
- Made his first career shot on his first attempt from the floor, a three pointer that rattled in and sent the crowd to their feet
- Was the team MVP and leading scorer on the Varsity/Post Grade Team as a senior at Montverde Academy
- Joined the varsity team in his junior year after moving from Thailand.
- Was a 3x3 National Tournament Champion in Thailand for U-16 as a sophomore
- Was a top 10 tennis player in Thailand and played competitively in golf and soccer as well.
- Born in Bangkok, Thailand, came to the U.S. when he was 15 in August 2019

## GAME-BY-GAME STATS

Opponent	Date	GS	MIN	Total		3-Pointers		Free throws		Rebounds				PF	A	TO	BLK	STL	PTS	AVG
				FG-FGA	PCT	3FG-3FGA	PCT	FT-FTA	PCT	OFF	DEF	TOT	AVG							
FIU	11/06/2023		00:38	0-0	.000	0-0	.000	0-0	.000	0	0	0	0.0	0	0	0	0	0	0	0.0
Cal St. Fullerton	11/16/2023		00:31	0-0	.000	0-0	.000	0-0	.000	0	0	0	0.0	0	0	0	0	0	0	0.0
Lipscomb	12/02/2023		01:37	0-2	.000	0-1	.000	0-0	.000	0	0	0	0.0	0	0	0	0	0	0	0.0
Jacksonville	12/06/2023		02:03	0-0	.000	0-0	.000	0-0	.000	0	0	0	0.0	0	1	0	1	0	0	0.0
Maine	12/18/2023		02:17	0-1	.000	0-0	.000	0-0	.000	0	0	0	0.0	1	0	0	0	0	0	0.0
Bethune-Cookman	12/29/2023		02:56	0-0	.000	0-0	.000	2-2	1.000	0	1	1	0.2	0	1	0	0	0	2	0.3
<b>Totals</b>		<b>0</b>	<b>10:02</b>	<b>0-3</b>	<b>.000</b>	<b>0-1</b>	<b>.000</b>	<b>2-2</b>	<b>1.000</b>	<b>0</b>	<b>1</b>	<b>1</b>	<b>0.2</b>	<b>1</b>	<b>2</b>	<b>0</b>	<b>1</b>	<b>0</b>	<b>2</b>	<b>0.3</b>

## COLLEGE PATH

22-23: R-Freshman - UCF  
23-24: R-Sophomore - UCF

## SOCIAL MEDIA

@poohphaw  
@PoohphaW10

## Did You Know?

- Major: Mechanical Engineering / Math
- Favorite pro athlete: Steve Nash
- Favorite pro team: San Antonio Spurs
- Pre-game ritual: Listen to slow music
- Favorite movie: Whiplash
- Favorite TV show: Breaking Bad
- Favorite music artist: Elliott Smith
- Favorite food: Thai Food
- Second favorite sport: Soccer
- Favorite off-day activity: Sleeping
- Fun fact: Has a black belt in taekwondo
- Hidden talent: Can play the guitar and sing

## Player Averages

Games Played	Minutes/game	Points/game	FG Pct	3FG Pct	FT Pct	Rebounds/game	Assists/game	Turnovers/game	Assist/Turnover ratio	Steals/game	Blocks/game
6	1.7	0.3	0.0	0.0	100.0	0.2	0.3	0.0	2.0	0.0	0.2

## MISCELLANEOUS

Situation	'23-'24
Led team in scoring	-
Led team in rebounds	-
Led team in assists	-
Led team in blocks	-
Led team in steals	-
Double-Doubles	-
Double Figure Points	-
5+ Rebounds	-
Double Figure Rebounds	-
20-Point Games	-
30-Point Games	-
3+ Three Pointers	-
5+ Assists	-
3+ Steals	-
3+ Blocks	-

## 2023-24 GAME HIGHS

Points	2	Bethune-Cookman (12/29/23)
Rebounds	1	Bethune-Cookman (12/29/23)
Assists	1	Jacksonville (12/6/23)
Steals	N/A	-
Blocks	1	Jacksonville (12/6/23)
FGs Made	N/A	-
FGs Attempted	2	Lipscomb (12/2/23)
3-Pt. FGs Made	N/A	-
3-Pt. FGs Attempted	1	Lipscomb (12/2/23)
FTs Made	2	Bethune-Cookman (12/29/23)
FTs Attempted	2	Bethune-Cookman (12/29/23)

## SINGLE-GAME CAREER HIGHS

Points	4	2x, last vs. ECU (3/5/23)
Rebounds	1	Bethune-Cookman (12/29/23)
Assists	1	3x, last vs. Jacksonville (12/6/23)
Steals	N/A	-
Blocks	1	Jacksonville (12/6/23)
Field Goals Made	1	3x, last vs. ECU (3/5/23)
Field Goals Attempted	2	2x, last vs. Lipscomb (12/2/23)
3-Point Field Goals Made	1	2x, last vs. ECU (3/5/23)
3-Point Field Goals Attempted	1	3x, last vs. Lipscomb (12/2/23)
Free Throws Made	2	Bethune-Cookman (12/29/23)
Free Throws Attempted	2	3x, last vs. Bethune-Cookman (12/29/23)

## CAREER STATS

SEASON	TEAM	GP-GS	MIN/AVG	Field Goals		3-Point		F-Throws		Rebounds				Scoring						
				FG-FGA	FG%	3FG-3FGA	3FG%	FT-FTA	FT%	OFF	DEF	TOT	AVG	PF-FO	A	TO	BLK	STL	PTS	AVG
2022-23	UCF	7-0	14/2.0	4-6	.667	2-2	1.000	2-4	.500	0	0	0	0.0	3-0	2	1	0	0	12	1.7
2023-24	UCF	6-0	10/1.7	0-3	.000	0-1	.000	2-2	1.000	0	1	1	0.2	1-0	2	0	1	0	2	0.3
<b>TOTAL</b>		<b>13-0</b>	<b>24/1.9</b>	<b>4-9</b>	<b>.444</b>	<b>2-3</b>	<b>.667</b>	<b>4-6</b>	<b>.667</b>	<b>0</b>	<b>1</b>	<b>1</b>	<b>0.1</b>	<b>4-0</b>	<b>4</b>	<b>1</b>	<b>1</b>	<b>0</b>	<b>14</b>	<b>1.1</b>



# 21 C.J. Walker

Forward | 5th Year | 6-8 | 215  
Sanford, Fla. | Oak Ridge | Oregon

## WALKER NOTEBOOK

- Made his 2023-24 debut against Florida A&M, seeing 12:45 of action
- Missed the first 10 games of the 2023-24 season with an injury
- Battled injuries throughout the 2022-23 season; the team announced he was out for the remainder of the season on 1/8
- Played in all 30 games for UCF during the 2021-22 season, starting in 19. He finished the regular season strong, averaging 15 points per game over the last three contests as opposed to 8.6 points per game on the year.
- Finished second in rebounding among Knights on the 2021-22 squad.
- Appeared in 21 of UCF's 23 games in 202-21, starting in 15 of them. Was tied for the team lead with five rebounds a game; increased his season total to 5.1 per game during league contests which was 15th among AAC players.
- Led the AAC with 1.7 blocked shots per game during the 2020-21 season; ranked 47th in the country in blocked shots per game.
- Transferred to UCF from Oregon after one year in Eugene (2019-20).
- Appeared in 28 games, starting in seven as a Duck, averaging four points per game his freshman season.
- Made his first career start against Boise State on 11/9/19, just after playing 11 minutes off the bench in his collegiate debut against Fresno State on 11/15/19.
- Was a five-star recruit with a scout grade of 92 according to ESPN.com. Was ranked 19th in ESPN's Top 100 of the 2019 recruiting class.

## COLLEGE PATH

19-20: Freshman - Oregon  
20-21: Sophomore - UCF  
21-22: Junior - UCF  
22-23: Senior - UCF  
23-24: 5th Year - UCF

## SOCIAL MEDIA

@cjwalker\_14  
@cjwalker\_14

## Did You Know?

- Major: Communications
- Favorite pro athlete: Vince Carter
- Favorite pro team: Orlando Magic
- Pre-game ritual: Hot tub, stretch, eat a big meal
- Favorite movie: Friday
- Favorite TV show: The Boondocks
- Favorite music artist: Kodak Black
- Favorite food: Sushi
- Second favorite sport: Boxing
- Favorite off-day activity: Nap
- Fun fact: Can beatbox
- Hidden talent: Knows magic tricks

## GAME-BY-GAME STATS

Opponent	Date	GS	MIN	Total		3-Pointers		Free throws		Rebounds				PF	A	TO	BLK	STL	PTS	AVG
				FG-FGA	PCT	3FG-3FGA	PCT	FT-FTA	PCT	OFF	DEF	TOT	AVG							
Florida A&M	12/21/2023		12:45	0-6	.000	0-2	.000	1-2	.500	2	2	4	4.0	0	0	1	0	0	1	1.0
Bethune-Cookman	12/29/2023		16:02	4-8	.500	0-2	.000	2-2	1.000	0	5	5	4.5	0	3	3	0	1	10	5.5
at Kansas St.	01/06/2024		20:42	4-8	.500	0-2	.000	0-1	.000	2	2	4	4.3	2	0	1	0	0	8	6.3
Kansas	01/10/2024	*	29:45	1-8	.125	0-2	.000	5-6	.833	1	1	2	3.8	1	1	0	3	1	7	6.5
BYU	01/13/2024	*	27:46	2-8	.250	1-2	.500	4-6	.667	3	5	8	4.6	2	0	2	0	0	9	7.0
<b>Totals</b>		<b>2</b>	<b>107:00</b>	<b>11-38</b>	<b>.289</b>	<b>1-10</b>	<b>.100</b>	<b>12-17</b>	<b>.706</b>	<b>8</b>	<b>15</b>	<b>23</b>	<b>4.6</b>	<b>5</b>	<b>4</b>	<b>7</b>	<b>3</b>	<b>2</b>	<b>35</b>	<b>7.0</b>

## Player Averages

Games Played	Minutes/game	Points/game	FG Pct	3FG Pct	FT Pct	Rebounds/game	Assists/game	Turnovers/game	Assist/Turnover ratio	Steals/game	Blocks/game
5	21.4	7.0	28.9	10.0	70.6	4.6	0.8	1.4	0.6	0.4	0.6

## MISCELLANEOUS

Situation	'23-'24
Led team in scoring	-
Led team in rebounds	-
Led team in assists	-
Led team in blocks	1
Led team in steals	-
Double-Doubles	-
Double Figure Points	1
5+ Rebounds	2
Double Figure Rebounds	-
20-Point Games	-
30-Point Games	-
3+ Three Pointers	-
5+ Assists	-
3+ Steals	-
3+ Blocks	1

## 2023-24 GAME HIGHS

Points	10	Bethune-Cookman (12/29/23)
Rebounds	8	BYU (1/13/24)
Assists	3	Bethune-Cookman (12/29/23)
Steals	1	2x, last vs. Kansas (1/10/24)
Blocks	3	Kansas (1/10/24)
FGs Made	4	2x, last at Kansas State (1/6/24)
FGs Attempted	8	4x, last vs. BYU (1/13/24)
3-Pt. FGs Made	1	BYU (1/13/24)
3-Pt. FGs Attempted	2	5x, last vs. BYU (1/13/24)
FTs Made	5	Kansas (1/10/24)
FTs Attempted	6	2x, last vs. BYU (1/13/24)

## SINGLE-GAME CAREER HIGHS

Points	19	at Tulsa (03/06/22)
Rebounds	16	at Tulane (03/03/22)
Assists	3	3x, last vs. Bethune-Cookman (12/29/23)
Steals	3	2x, last at Memphis (2/1/21)
Blocks	4	3x, last vs. Tulane (2/12/21)
Field Goals Made	8	2x, last Tulsa (3/6/22)
Field Goals Attempted	14	at Tulsa (3/6/22)
3-Point Field Goals Made	2	Hawaii (12/7/19)
3-Point Field Goals Attempted	4	vs. South Florida (03/10/22)
Free Throws Made	6	2x, last vs Memphis (01/12/22)
Free Throws Attempted	10	Memphis (01/12/22)

## CAREER STATS

SEASON	TEAM	GP-GS	MIN/AVG	Field Goals		3-Point		F-Throws		Rebounds				Scoring						
				FG-FGA	FG%	3FG-3FGA	3FG%	FT-FTA	FT%	OFF	DEF	TOT	AVG	PF-FO	A	TO	BLK	STL	PTS	AVG
2019-20	Oregon	28-7	417/14.9	43-113	.381	9-31	.290	17-35	.486	22	49	71	2.5	58-2	8	23	15	11	112	4.0
2020-21	UCF	21-15	540/25.7	55-124	.444	2-14	.143	36-62	.581	34	70	104	5.0	46-1	19	28	36	19	148	7.0
2021-22	UCF	30-19	758/25.3	90-188	.479	13-35	.371	57-98	.582	47	123	170	5.7	49-0	29	29	26	8	250	8.3
2022-23	UCF	4-0	76/19.1	7-19	.368	2-6	.333	4-8	.500	4	10	14	3.5	12-0	2	8	3	3	20	5.0
2023-24	UCF	5-2	107/21.4	11-38	.289	1-10	.100	12-17	.706	8	15	23	4.6	5-0	4	7	3	2	35	7.0
<b>TOTAL FOR UCF</b>		<b>60-36</b>	<b>1481/24.7</b>	<b>163-369</b>	<b>.442</b>	<b>18-65</b>	<b>.277</b>	<b>109-185</b>	<b>.589</b>	<b>93</b>	<b>218</b>	<b>311</b>	<b>5.2</b>	<b>112-1</b>	<b>54</b>	<b>72</b>	<b>68</b>	<b>32</b>	<b>453</b>	<b>7.6</b>
<b>TOTAL</b>		<b>88-43</b>	<b>1899/21.6</b>	<b>206-482</b>	<b>.427</b>	<b>27-96</b>	<b>.281</b>	<b>126-220</b>	<b>.573</b>	<b>115</b>	<b>267</b>	<b>382</b>	<b>4.3</b>	<b>170-3</b>	<b>62</b>	<b>95</b>	<b>83</b>	<b>43</b>	<b>565</b>	<b>6.4</b>







# 22 Nils Machowski

Guard | Freshman | 6-3 | 180  
Berlin, Germany | Paul-Natorp Gymnasium

## MACHOWSKI NOTEBOOK

- Went 3-of-3 from three-point land and tallied 13 points against No. 13 Miami
- Made his collegiate debut in UCF's season opener on 11/6/23, playing nine minutes, scoring five points while tallying an assist and steal
- Spent time in the top tier of German basketball with Alba Berlin
- Won back-to-back U19 championships with Alba Berlin in 2022 and 2023
- Hit a game-winning, buzzer-beating, three-point shot to win the 2023 U19 championship
- Was the starting point guard on the 2022 German National Team in the U18 European Championship

- Spent time with the third division of German basketball with Bernau, where he averaged 38.5% from three-point land across 18 contests
- Nils' father, Sebastian Machowski, was a professional basketball player for 17 years, playing small forward in six different countries. One of his stops was Alba Berlin, the same club that his son went on to play for two and a half decades later. Sebastian is currently in his 17th year of coaching and is at the helm of PGE Spojnia Stargard, a team in the first division of Polish basketball.

## COLLEGE PATH

23-24: Freshman - UCF

## SOCIAL MEDIA

@Niils.21\_  
@niilsftsc

## Did You Know?

- Major: Communications / Minor in Sports Business
- Favorite pro athlete: Mike James, Lorenzo Brown
- Favorite pro team: Berlin
- Pre-game ritual: Listen to music, meditate
- Favorite movie: Pirates of the Caribbean
- Favorite TV show: Prison Break
- Favorite music artist: Rod Wave
- Favorite food: Indian Food
- Second favorite sport: Soccer
- Favorite off-day activity: Go shopping
- Fun fact: Can speak three languages
- Hidden talent: Can play piano

## GAME-BY-GAME STATS

Opponent	Date	GS	MIN	Total		3-Pointers		Free throws		Rebounds				PF	A	TO	BLK	STL	PTS	AVG
				FG-FGA	PCT	3FG-3FGA	PCT	FT-FTA	PCT	OFF	DEF	TOT	AVG							
FIU	11/06/2023		08:41	1-2	.500	1-2	.500	2-2	1.000	1	0	1	1.0	0	1	2	0	1	5	5.0
at Miami (FL)	11/10/2023		22:13	5-7	.714	3-3	1.000	0-0	.000	0	1	1	1.0	1	1	1	0	0	13	9.0
Cal St. Fullerton	11/16/2023		13:12	1-3	.333	1-2	.500	1-2	.500	1	2	3	1.7	0	1	0	0	0	4	7.3
vs South Dakota St.	11/19/2023		06:00	0-0	.000	0-0	.000	0-0	.000	1	0	1	1.5	0	1	0	0	0	5.5	
vs Charlotte	11/20/2023		08:00	0-2	.000	0-1	.000	0-0	.000	0	2	2	1.6	0	0	0	1	0	4.4	
Stetson	11/26/2023		08:23	0-1	.000	0-1	.000	0-0	.000	0	1	1	1.5	1	2	1	0	0	3.7	
Lipscomb	12/02/2023		14:02	1-2	.500	0-0	.000	2-2	1.000	0	2	2	1.6	0	1	0	0	4	3.7	
Jacksonville	12/06/2023		19:31	0-5	.000	0-3	.000	2-2	1.000	0	2	2	1.6	1	3	0	0	1	2	3.5
Ole Miss	12/10/2023		02:59	0-0	.000	0-0	.000	0-0	.000	0	0	0	1.4	0	0	0	0	0	3.1	
Maine	12/18/2023		15:01	1-5	.200	1-4	.250	0-0	.000	0	0	0	1.3	0	1	1	0	1	3	3.1
Florida A&M	12/21/2023		05:36	0-1	.000	0-1	.000	0-0	.000	0	0	0	1.2	0	0	1	0	0	2.8	
Bethune-Cookman	12/29/2023		13:37	0-2	.000	0-2	.000	0-0	.000	0	1	1	1.2	1	3	2	0	2	0	2.6
at Kansas St.	01/06/2024		04:36	0-0	.000	0-0	.000	0-0	.000	0	0	0	1.1	0	3	0	0	0	2.4	
<b>Totals</b>		<b>0</b>	<b>141:51</b>	<b>9-30</b>	<b>.300</b>	<b>6-19</b>	<b>.316</b>	<b>7-8</b>	<b>.875</b>	<b>3</b>	<b>11</b>	<b>14</b>	<b>1.1</b>	<b>4</b>	<b>17</b>	<b>8</b>	<b>1</b>	<b>5</b>	<b>31</b>	<b>2.4</b>

## Player Averages

Games Played	Minutes/game	Points/game	FG Pct	3FG Pct	FT Pct	Rebounds/game	Assists/game	Turnovers/game	Assist/Turnover ratio	Steals/game	Blocks/game
13	10.9	2.4	30.0	31.6	87.5	1.1	1.3	0.6	2.1	0.4	0.1

## MISCELLANEOUS

Situation	'23-'24
Led team in scoring	-
Led team in rebounds	-
Led team in assists	2
Led team in blocks	-
Led team in steals	-
Double-Doubles	-
Double Figure Points	1
5+ Rebounds	-
Double Figure Rebounds	-
20-Point Games	-
30-Point Games	-
3+ Three Pointers	1
5+ Assists	-
3+ Steals	-
3+ Blocks	-

## 2023-24 GAME HIGHS

Points	13	at Miami (11/10/23)
Rebounds	3	Cal St. Fullerton (11/16/23)
Assists	3	3x, last at Kansas State (1/6/24)
Steals	2	Bethune-Cookman (12/29/23)
Blocks	1	2x, last vs. Jacksonville (12/6/23)
Field Goals Made	5	at Miami (11/10/23)
Field Goals Attempted	7	at Miami (11/10/23)
3-Point Field Goals Made	3	at Miami (11/10/23)
3-Point Field Goals Attempted	4	Maine (12/18/23)
Free Throws Made	2	3x, last vs. Jacksonville (12/6/23)
Free Throws Attempted	2	4x, last vs. Jacksonville (12/6/23)

## SINGLE-GAME CAREER HIGHS

Points	13	at Miami (11/10/23)
Rebounds	3	Cal St. Fullerton (11/16/23)
Assists	3	3x, last at Kansas State (1/6/24)
Steals	2	Bethune-Cookman (12/29/23)
Blocks	1	2x, last vs. Jacksonville (12/6/23)
Field Goals Made	5	at Miami (11/10/23)
Field Goals Attempted	7	at Miami (11/10/23)
3-Point Field Goals Made	3	at Miami (11/10/23)
3-Point Field Goals Attempted	4	Maine (12/18/23)
Free Throws Made	2	3x, last vs. Jacksonville (12/6/23)
Free Throws Attempted	2	4x, last vs. Jacksonville (12/6/23)

## CAREER STATS

		Field Goals		3-Point		F-Throws		Rebounds				Scoring								
SEASON	TEAM	GP-GS	MIN/AVG	FG-FGA	FG%	3FG-3FGA	3FG%	FT-FTA	FT%	OFF	DEF	TOT	AVG	PF-FO	A	TO	BLK	STL	PTS	AVG
2023-24	UCF	12-0	137/11.4	9-30	.300	6-19	.316	7-8	.875	3	11	14	1.2	4-0	14	8	1	5	31	2.6
<b>TOTAL</b>		<b>12-0</b>	<b>137/11.4</b>	<b>9-30</b>	<b>.300</b>	<b>6-19</b>	<b>.316</b>	<b>7-8</b>	<b>.875</b>	<b>3</b>	<b>11</b>	<b>14</b>	<b>1.2</b>	<b>4-0</b>	<b>14</b>	<b>8</b>	<b>1</b>	<b>5</b>	<b>31</b>	<b>2.6</b>



# 24 Jaylin Sellers

Guard | Junior | 6-4 | 196  
Columbus, Ga. | Carver Montgomery | Ball State

## SELLERS NOTEBOOK

- Was the first player in UCF basketball history to earn a Big 12 Conference honor, earning a Co-Newcomer of the Week nod on 11/27/23
- Scored a career-high 34 points against Stetson on 11/26/23
- Earned a career-high five assists against Cal St. Fullerton on 11/16/23
- Tallied his first double-double as a Knight with 22 points and 11 rebounds at No. 13 Miami, the third double-double of his career
- Had a remarkable UCF debut, scoring a team-high 23 points on 11/6/23 against FIU; added six rebounds, three assists and two steals on 5-of-12 shooting. The 23 points matched that of UCF's first lottery pick, Taylor Hendricks, in his debut in 2022-23.
- Named to the All-MAC Third Team in 2022-23 after being named to the MAC All-Freshman Team in 2021-22
- Was second on the team in scoring in 2022-23, averaging 13.5 points per game while pulling in 3.7 rebounds per contest and totaling 26 assists
- Shot 49% (144-for-294) from the field and 45% (54-for-120) from the three point line, ranking second in the MAC
- Snagged 21 steals which ranked him third on the team and added 16 blocks, also third on the team
- Had 23 games in which he scored double-digit points, including five where he scored over 20 points
- Recorded two double-doubles last season, scoring 18 points and 14 rebounds against Ind.-South Bend and 15 points and 11 rebounds at Toledo

## COLLEGE PATH

21-22: Freshman - Ball State  
22-23: Sophomore - Ball State  
23-24: Junior - UCF

## SOCIAL MEDIA

@rtsjaylin  
@JaylinSellers

## CAREER HONORS

- Big 12 Newcomer of the Week  
Co-Newcomer: Nov. 27, 2023
- All-MAC Third Team  
2022-23
- MAC All-Freshman Team  
2021-22

## Did You Know?

Major: General Studies  
Favorite pro athlete: Anthony Edwards  
Favorite pro team: Atlanta Hawks  
Pre-game ritual: Workout and pray before the game  
Favorite movie: Love and Basketball  
Favorite TV show: Martin  
Favorite music artist: Rod Wave  
Favorite food: Hot lemon pepper wings  
Second favorite sport: Football  
Hidden talent: Good at playing football

## GAME-BY-GAME STATS

Opponent	Date	GS	MIN	Total		3-Pointers		Free throws		Rebounds				PF	A	TO	BLK	STL	PTS	AVG	
				FG-FGA	PCT	3FG-3FGA	PCT	FT-FTA	PCT	OFF	DEF	TOT	AVG								
FIU	11/06/2023	*	32:06	8-15	.533	1-4	.250	6-7	.857	2	4	6	6.0	1	2	2	0	3	23	23.0	
at Miami (FL)	11/10/2023	*	34:03	9-21	.429	0-7	.000	4-5	.800	6	5	11	8.5	4	1	3	0	2	22	22.5	
Cal St. Fullerton	11/16/2023	*	29:43	7-12	.583	1-2	.500	0-1	.000	3	2	5	7.3	1	5	2	0	0	15	20.0	
vs South Dakota St.	11/19/2023	*	34:00	5-13	.385	2-7	.286	8-11	.727	1	2	3	6.3	2	1	0	0	2	20	20.0	
vs Charlotte	11/20/2023	*	37:00	7-16	.438	3-7	.429	2-2	1.000	5	1	6	6.2	2	0	2	0	0	19	19.8	
Stetson	11/26/2023	*	38:38	12-16	.750	3-6	.500	7-7	1.000	2	6	8	6.5	2	2	1	0	1	34	22.2	
Lipscomb	12/02/2023	*	29:42	6-15	.400	1-8	.125	3-3	1.000	0	0	0	5.6	3	0	2	0	2	16	21.3	
Jacksonville	12/06/2023	*	27:32	4-10	.400	3-8	.375	5-8	.625	0	2	2	5.1	0	0	1	0	2	16	20.6	
Ole Miss	12/10/2023	*	32:19	3-12	.250	0-5	.000	5-7	.714	2	2	4	5.0	3	1	3	0	4	11	19.6	
Maine	12/18/2023	*	28:01	4-9	.444	0-4	.000	5-6	.833	0	2	2	4.7	2	0	0	0	0	13	18.9	
Florida A&M	12/21/2023	*	31:01	5-16	.313	0-4	.000	5-5	1.000	1	2	3	4.5	1	1	1	0	4	15	18.5	
Bethune-Cookman	12/29/2023	*	26:05	4-9	.444	3-6	.500	8-8	1.000	1	3	4	4.5	1	1	0	0	1	19	18.6	
at Kansas St.	01/06/2024	*	27:42	3-13	.231	2-6	.333	0-0	.000	2	2	4	4.5	3	0	1	1	0	8	17.8	
Kansas	01/10/2024	*	36:13	7-11	.636	4-7	.571	0-0	.000	1	1	2	4.3	1	1	0	0	0	18	17.8	
BYU	01/13/2024	*	37:01	3-12	.250	0-5	.000	7-8	.875	1	0	1	4.1	1	0	0	0	1	13	17.5	
<b>Totals</b>			<b>15</b>	<b>481:06</b>	<b>87-200</b>	<b>.435</b>	<b>23-86</b>	<b>.267</b>	<b>65-78</b>	<b>.833</b>	<b>27</b>	<b>34</b>	<b>61</b>	<b>4.1</b>	<b>27</b>	<b>15</b>	<b>18</b>	<b>1</b>	<b>22</b>	<b>262</b>	<b>17.5</b>

## Player Averages

Games Played	Minutes/game	Points/game	FG Pct	3FG Pct	FT Pct	Rebounds/game	Assists/game	Turnovers/game	Assist/Turnover ratio	Steals/game	Blocks/game
15	32.1	17.5	43.5	26.7	83.3	4.1	1.0	1.2	0.8	1.5	0.1

## MISCELLANEOUS

Situation	'23-'24
Led team in scoring	7
Led team in rebounds	4
Led team in assists	2
Led team in blocks	-
Led team in steals	3
Double-Doubles	1
Double Figure Points	14
5+ Rebounds	4
Double Figure Rebounds	1
20-Point Games	4
30-Point Games	1
3+ Three Pointers	5
5+ Assists	1
3+ Steals	3
3+ Blocks	-

## 2023-24 GAME HIGHS

Points	34	Stetson (11/26/23)
Rebounds	11	at Miami (11/10/23)
Assists	5	Cal St. Fullerton (11/16/23)
Steals	4	2x, last vs. Florida A&M (12/21/23)
Blocks	1	at Kansas State (1/6/24)
FGs Made	12	Stetson (11/26/23)
FGs Attempted	21	at Miami (11/10/23)
3-Pt. FGs Made	4	Kansas (1/10/24)
3-Pt. FGs Attempted	8	2x, last vs. Jacksonville (12/6/23)
FTs Made	8	2x, last vs. Bethune-Cookman (12/29/23)
FTs Attempted	11	vs. South Dakota St. (11/19/23)

## SINGLE-GAME CAREER HIGHS

Points	34	Stetson (11/26/23)
Rebounds	14	Ind.-South Bend (11/19/22)
Assists	5	Cal St. Fullerton (11/16/23)
Steals	4	3x, last vs. Florida A&M (12/21/23)
Blocks	3	Akron (1/6/23)
FGs Made	12	Stetson (11/26/23)
FGs Attempted	21	at Miami (11/10/23)
3-Pt. FGs Made	5	Bowling Green (2/11/23)
3-Pt. FGs Attempted	9	at Western Mich. (2/18/23)
FTs Made	8	3x, last vs. Bethune-Cookman (12/29/23)
FTs Attempted	11	vs. South Dakota St. (11/19/23)

## CAREER STATS

SEASON	TEAM	GP-GS	MIN/AVG	Field Goals		3-Point		F-Throws		Rebounds				Scoring						
				FG-FGA	FG%	3FG-3FGA	3FG%	FT-FTA	FT%	OFF	DEF	TOT	AVG	PF-FO	A	TO	BLK	STL	PTS	AVG
2021-22	BSU	31-5	588/19.0	81-147	.551	24-54	.444	21-32	.656	15	42	57	1.8	53-0	16	28	7	24	207	6.7
2022-23	BSU	31-30	929/30.0	144-294	.490	54-120	.450	78-103	.757	33	82	115	3.7	78-3	26	49	16	21	420	13.5
2023-24	UCF	15-15	481/32.1	87-200	.435	23-86	.267	65-78	.833	27	34	61	4.1	27-0	15	18	1	22	262	17.5
<b>TOTAL FOR UCF</b>	<b>15-15</b>	<b>481/32.1</b>	<b>87-200</b>	<b>.435</b>	<b>23-86</b>	<b>.267</b>	<b>65-78</b>	<b>.833</b>	<b>27</b>	<b>34</b>	<b>61</b>	<b>4.1</b>	<b>27-0</b>	<b>15</b>	<b>18</b>	<b>1</b>	<b>22</b>	<b>262</b>	<b>17.5</b>	
<b>TOTAL</b>	<b>77-50</b>	<b>1997/25.9</b>	<b>312-641</b>	<b>.487</b>	<b>101-260</b>	<b>.388</b>	<b>164-213</b>	<b>.770</b>	<b>75</b>	<b>158</b>	<b>233</b>	<b>3.0</b>	<b>158-3</b>	<b>57</b>	<b>95</b>	<b>24</b>	<b>67</b>	<b>889</b>	<b>11.5</b>	



# 31 Thierno Sylla

Forward | Sophomore | 6-11 | 216  
Conakry, Guinea | Royal Crown Academic School

## SYLLA NOTEBOOK

- Recorded the first double-double of his career against Jacksonville on 12/6/23, scoring 20 points while pulling in 11 rebounds and adding two blocks
- Made his first two career starts at the Jacksonville Classic in St. Augustine, Fla., helping UCF to a pair of wins and the tournament title
- Earned a career-high seven rebounds and two assists against Cal St. Fullerton
- Appeared in 27 games, coming off the bench in all of them and playing in 167 minutes in 2022-23, averaging 2.2 points and 1.1 rebounds per game
- Was 23-for-49 (46.9%) from the field, including going 12-of-33 (36.4%) from beyond the three-point arc
- Tallied 11 blocks, four assists and three steals on the season
- Scored a season-high 10 points twice (11/23/22 vs. Evansville, 2/11/23 vs. Tulsa)
- Had four games with two blocks
- Played in a season-high 19:32 of game time vs. Tulsa (2/11)
- Prior to UCF, played at Royal Crown Academic School in Ontario, Canada
- Named Defensive player of the year of the OSBA league along with a 1st team all-star nod as a senior
- Also played soccer, starting as a striker on varsity

## COLLEGE PATH

22-23: Freshman - UCF  
23-24: Sophomore - UCF

## SOCIAL MEDIA

@@isthierno\_13

## Did You Know?

- Major: Business
- Favorite pro athlete: Kevin Durant
- Favorite pro team: Brooklyn Nets
- Pre-game ritual: Meditate
- Favorite movie: How High
- Favorite TV show: Boondocks
- Favorite music artist: Burna Boy
- Favorite food: Rice and plantains
- Second favorite sport: Soccer
- Favorite off-day activity: Going to the movies
- Hidden talent: Nice at playing soccer

## MISCELLANEOUS

Situation	'23-'24
Led team in scoring	1
Led team in rebounds	2
Led team in assists	-
Led team in blocks	2
Led team in steals	-
Double-Doubles	1
Double Figure Points	1
5+ Rebounds	6
Double Figure Rebounds	1
20-Point Games	1
30-Point Games	-
3+ Three Pointers	-
5+ Assists	-
3+ Steals	-
3+ Blocks	-

## GAME-BY-GAME STATS

Opponent	Date	GS	MIN	Total		3-Pointers		Free throws		Rebounds				PF	A	TO	BLK	STL	PTS	AVG
				FG-FGA	PCT	3FG-3FGA	PCT	FT-FTA	PCT	OFF	DEF	TOT	AVG							
FIU	11/06/2023		18:00	4-6	.667	1-3	.333	0-0	.000	1	1	2	2.0	2	0	3	0	2	9	9.0
at Miami (FL)	11/10/2023		08:52	1-4	.250	1-3	.333	0-0	.000	0	1	1	1.5	0	0	2	0	0	3	6.0
Cal St. Fullerton	11/16/2023		18:07	3-5	.600	2-3	.667	1-3	.333	0	7	7	3.3	0	2	0	1	0	9	7.0
vs South Dakota St.	11/19/2023	*	15:00	1-4	.250	0-3	.000	0-0	.000	0	5	5	3.8	4	1	0	0	2	2	5.8
vs Charlotte	11/20/2023	*	20:00	1-3	.333	1-2	.500	2-2	1.000	2	4	6	4.2	1	0	1	0	0	5	5.6
Stetson	11/26/2023	*	20:28	3-8	.375	1-4	.250	0-0	.000	1	3	4	4.2	2	0	0	0	0	7	5.8
Lipscomb	12/02/2023	*	21:51	0-8	.000	0-3	.000	0-1	.000	3	5	8	4.7	1	2	0	0	2	0	5.0
Jacksonville	12/06/2023	*	28:25	7-11	.636	2-4	.500	4-5	.800	3	8	11	5.5	2	1	1	2	0	20	6.9
Ole Miss	12/10/2023	*	16:09	0-5	.000	0-3	.000	0-1	.000	1	1	2	5.1	1	0	1	2	0	0	6.1
Maine	12/18/2023	*	20:06	2-6	.333	1-2	.500	0-0	.000	3	4	7	5.3	2	1	2	1	0	5	6.0
Bethune-Cookman	12/29/2023		13:38	3-7	.429	0-2	.000	3-6	.500	4	3	7	5.5	0	0	1	0	0	9	6.3
at Kansas St.	01/06/2024		06:33	1-3	.333	1-2	.500	0-0	.000	0	1	1	5.1	1	0	0	0	1	3	6.0
Kansas	01/10/2024		03:18	0-1	.000	0-0	.000	0-0	.000	0	0	0	4.7	0	0	0	0	0	0	5.5
BYU	01/13/2024		02:49	0-0	.000	0-0	.000	0-0	.000	0	0	0	4.4	1	0	0	0	0	0	5.1
<b>Totals</b>		<b>7</b>	<b>213:17</b>	<b>26-71</b>	<b>.366</b>	<b>10-34</b>	<b>.294</b>	<b>10-18</b>	<b>.556</b>	<b>18</b>	<b>43</b>	<b>61</b>	<b>4.4</b>	<b>17</b>	<b>7</b>	<b>11</b>	<b>6</b>	<b>7</b>	<b>72</b>	<b>5.1</b>

## Player Averages

Games Played	Minutes/game	Points/game	FG Pct	3FG Pct	FT Pct	Rebounds/game	Assists/game	Turnovers/game	Assist/Turnover ratio	Steals/game	Blocks/game
14	15.2	5.1	36.6	29.4	55.6	4.4	0.5	0.8	0.6	0.5	0.4

## 2023-24 GAME HIGHS

Points	20	Jacksonville (12/6/23)
Rebounds	11	Jacksonville (12/6/23)
Assists	2	2x, last vs. Lipscomb (12/2/23)
Steals	2	3x, last vs. Lipscomb (12/2/23)
Blocks	2	2x, last vs. Ole Miss (12/10/23)
FGs Made	7	Jacksonville (12/6/23)
FGs Attempted	11	Jacksonville (12/6/23)
3-Pt. FGs Made	2	2x, last vs. Jacksonville (12/6/23)
3-Pt. FGs Attempted	4	2x, last vs. Jacksonville (12/6/23)
FTs Made	4	Jacksonville (12/6/23)
FTs Attempted	6	Bethune-Cookman (12/29/23)

## SINGLE-GAME CAREER HIGHS

Points	20	Jacksonville (12/6/23)
Rebounds	11	Jacksonville (12/6/23)
Assists	2	2x, last vs. Lipscomb (12/2/23)
Steals	2	3x, last vs. Lipscomb (12/2/23)
Blocks	2	6x, last vs. Ole Miss (12/10/23)
Field Goals Made	7	Jacksonville (12/6/23)
Field Goals Attempted	11	Jacksonville (12/6/23)
3-Point Field Goals Made	2	5x, last vs. Jacksonville (12/6/23)
3-Point Field Goals Attempted	4	2x, last vs. Jacksonville (12/6/23)
Free Throws Made	4	Jacksonville (12/6/23)
Free Throws Attempted	6	Bethune-Cookman (12/29/23)

## CAREER STATS

SEASON	TEAM	GP-GS	MIN/AVG	Field Goals		3-Point		F-Throws		Rebounds				Scoring						
				FG-FGA	FG%	3FG-3FGA	3FG%	FT-FTA	FT%	OFF	DEF	TOT	AVG	PF-FO	A	TO	BLK	STL	PTS	AVG
2022-23	UCF	27-0	168/6.2	23-49	.469	12-33	.364	2-6	.333	10	20	30	1.1	38-1	4	10	11	3	60	2.2
2023-24	UCF	14-7	213/15.2	26-71	.366	10-34	.294	10-18	.556	18	43	61	4.4	17-0	7	11	6	7	72	5.1
<b>TOTAL</b>		<b>41-7</b>	<b>381/9.3</b>	<b>49-120</b>	<b>.408</b>	<b>22-67</b>	<b>.328</b>	<b>12-24</b>	<b>.500</b>	<b>28</b>	<b>63</b>	<b>91</b>	<b>2.2</b>	<b>55-1</b>	<b>11</b>	<b>21</b>	<b>17</b>	<b>10</b>	<b>132</b>	<b>3.2</b>



## OVERALL STATISTICS

### Game Records

Record	Overall	Home	Away	Neutral
ALL GAMES	10-5	8-3	0-2	2-0
CONFERENCE	1-2	1-1	0-1	0-0
NON-CONFERENCE	9-3	7-2	0-1	2-0

### Score by Periods

Team	1st	2nd	OT	TOT
UCF	491	612	15	1118
Opponents	405	553	12	970

### Team Box Score

No.	Player	Total			3-Point			F-Throw		Rebounds				PF DQ A TO BLK STL PTS AVG								
		GP-GS	MIN	AVG	FG-FGA	FG%	3FG-3FGA	3FG%	FT-FTA	FT%	OFF	DEF	TOT	AVG	PF	DQ	A	TO	BLK	STL	PTS	AVG
24	SELLERS, Jaylin	15-15	481:06	32.1	87-200	.435	23-86	.267	65-78	.833	27	34	61	4.1	27	0	15	18	1	22	262	17.5
3	JOHNSON, Darius	15-14	477:27	31.8	71-170	.418	29-75	.387	45-57	.789	7	36	43	2.9	38	1	53	52	2	30	216	14.4
13	AVERY, Marchelus	13-1	278:13	21.4	44-106	.415	19-51	.373	14-23	.609	18	39	57	4.4	20	0	11	7	6	11	121	9.3
2	ALLEN, Shemarri	15-14	422:20	28.2	41-107	.383	5-22	.227	18-29	.621	12	50	62	4.1	37	1	35	26	11	26	105	7.0
21	WALKER, C.J.	5-2	107:00	21.4	11-38	.289	1-10	.100	12-17	.706	8	15	23	4.6	5	0	4	7	3	2	35	7.0
11	DIALLO, Ibrahima	15-2	280:56	18.7	36-60	.600	0-0	.000	30-57	.526	39	64	103	6.9	31	2	8	17	31	11	102	6.8
31	SYLLA, Thierno	14-7	213:17	15.2	26-71	.366	10-34	.294	10-18	.556	18	43	61	4.4	17	0	7	11	6	7	72	5.1
5	PAYNE, Omar	15-13	231:30	15.4	26-44	.591	2-5	.400	18-26	.692	20	37	57	3.8	40	2	11	12	21	12	72	4.8
15	HENDRICKS, Tyler	8-0	78:24	9.8	11-22	.500	5-13	.385	4-5	.800	4	7	11	1.4	14	0	2	6	0	2	31	3.9
1	JONES, Antwann	6-0	59:42	9.9	5-14	.357	2-5	.400	3-8	.375	4	7	11	1.8	7	0	7	4	0	0	15	2.5
22	MACHOWSKI, Nils	13-0	141:51	10.9	9-30	.300	6-19	.316	7-8	.875	3	11	14	1.1	4	0	17	8	1	5	31	2.4
12	LANGFORD JR., DeMarr	11-7	144:30	13.1	10-23	.435	0-1	.000	6-12	.500	8	9	17	1.5	11	0	10	7	1	9	26	2.4
4	EMUOBOR, Comeh	8-0	53:05	6.6	7-20	.350	2-6	.333	2-2	1.000	1	7	8	1.0	6	0	1	1	0	1	18	2.3
10	MOCKUS, Mintautas	7-0	26:14	3.7	3-9	.333	1-6	.167	0-1	.000	1	5	6	0.9	4	0	1	2	0	1	7	1.0
14	KALINA, Michael	5-0	09:24	1.9	1-3	.333	1-1	1.000	0-0	.000	0	0	0	0.0	0	0	0	2	1	0	3	0.6
20	WARAKULNUKROH, Poohpha	6-0	10:02	1.7	0-3	.000	0-1	.000	2-2	1.000	0	1	1	0.2	1	0	2	0	1	0	2	0.3
0	MAY, Charlie	6-0	10:02	1.7	0-1	.000	0-0	.000	0-0	.000	0	3	3	0.5	2	0	0	1	0	1	0	0.0
Team											35	26	61					12				
<b>Total</b>		<b>15</b>	<b>3025</b>		<b>388-921</b>	<b>.421</b>	<b>106-335</b>	<b>.316</b>	<b>236-343</b>	<b>.688</b>	<b>205</b>	<b>394</b>	<b>599</b>	<b>39.9</b>	<b>264</b>	<b>6</b>	<b>184</b>	<b>193</b>	<b>85</b>	<b>140</b>	<b>1118</b>	<b>74.5</b>
<b>Opponents</b>		<b>15</b>	<b>3025</b>		<b>324-815</b>	<b>.398</b>	<b>99-310</b>	<b>.319</b>	<b>223-306</b>	<b>.729</b>	<b>135</b>	<b>380</b>	<b>515</b>	<b>34.3</b>	<b>284</b>	<b>9</b>	<b>182</b>	<b>248</b>	<b>52</b>	<b>117</b>	<b>970</b>	<b>64.7</b>

### Team Statistics

	UCF	OPP
<b>Scoring</b>	<b>1118</b>	<b>970</b>
Points per game	74.5	64.7
Scoring margin	+9.9	-
<b>Field goals-att</b>	<b>388-921</b>	<b>324-815</b>
Field goal pct	.421	.398
<b>3 point fg-att</b>	<b>106-335</b>	<b>99-310</b>
3-point FG pct	.316	.319
3-pt FG made per game	7.1	6.6
<b>Free throws-att</b>	<b>236-343</b>	<b>223-306</b>
Free throw pct	.688	.729
F-Throws made per game	15.7	14.9
<b>Rebounds</b>	<b>599</b>	<b>515</b>
Rebounds per game	39.9	34.3
Rebounding margin	+5.6	-
<b>Assists</b>	<b>184</b>	<b>182</b>
Assists per game	12.3	12.1
<b>Turnovers</b>	<b>193</b>	<b>248</b>
Turnovers per game	12.9	16.5
Turnover margin	+3.7	-
Assist/turnover ratio	1.0	0.7
<b>Steals</b>	<b>140</b>	<b>117</b>
Steals per game	9.3	7.8
<b>Blocks</b>	<b>85</b>	<b>52</b>
Blocks per game	5.7	3.5
<b>Winning streak</b>	<b>0</b>	<b>-</b>
Home win streak	0	-
<b>Attendance</b>	<b>67007</b>	<b>17670</b>
Home games-Avg/Game	11-6092	2-8835
Neutral site-Avg/Game	-	2-469

### Team Results

Date	Opponent		Score	Att.
11/06/2023	FIU	W	85-62	6225
11/10/2023	at Miami (FL)	L	72-88	7972
11/16/2023	Cal St. Fullerton	W	72-44	5322
11/19/2023	vs South Dakota St.	W	83-80	609
11/20/2023	vs Charlotte	Wot	74-71	329
11/26/2023	Stetson	L	82-85	5089
12/02/2023	Lipscomb	W	72-57	5152
12/06/2023	Jacksonville	W	94-52	5278
12/10/2023	Ole Miss	L	68-70	6067
12/18/2023	Maine	W	74-51	5014
12/21/2023	Florida A&M	W	69-56	5066
12/29/2023	Bethune-Cookman	W	98-54	5188
01/06/2024	at Kansas St.	L	52-77	9698
01/10/2024	Kansas	W	65-60	9469
01/13/2024	BYU	L	58-63	9137



## CONFERENCE STATISTICS

### Game Records

Record	Overall	Home	Away	Neutral
ALL GAMES	1-2	1-1	0-1	0-0
CONFERENCE	1-2	1-1	0-1	0-0
NON-CONFERENCE	0-0	0-0	0-0	0-0

### Score by Periods

Team	1st	2nd	OT	TOT
UCF	72	103	0	175
Opponents	98	102	0	200

### Team Box Score

No.	Player				Total		3-Point		F-Throw		Rebounds											
		GP-GS	MIN	AVG	FG-FGA	FG%	3FG-3FGA	3FG%	FT-FTA	FT%	OFF	DEF	TOT	AVG	PF	DQ	A	TO	BLK	STL	PTS	AVG
3	JOHNSON, Darius	3-3	105:42	35.2	14-36	.389	7-16	.438	10-12	.833	3	4	7	2.3	9	1	10	15	1	8	45	15.0
24	SELLERS, Jaylin	3-3	100:56	33.6	13-36	.361	6-18	.333	7-8	.875	4	3	7	2.3	5	0	1	1	1	1	39	13.0
11	DIALLO, Ibrahima	3-2	66:09	22.0	9-17	.529	0-0	.000	9-16	.563	14	16	30	10.0	9	1	4	4	4	2	27	9.0
21	WALKER, C.J.	3-2	78:13	26.1	7-24	.292	1-6	.167	9-13	.692	6	8	14	4.7	5	0	1	3	3	1	24	8.0
2	ALLEN, Shemarri	3-3	86:04	28.7	6-22	.273	0-3	.000	2-2	1.000	1	12	13	4.3	7	0	5	5	4	9	14	4.7
5	PAYNE, Omar	3-1	47:57	16.0	4-10	.400	0-3	.000	0-2	.000	3	6	9	3.0	5	0	2	2	5	1	8	2.7
13	AVERY, Marchelus	3-0	48:14	16.1	4-18	.222	0-9	.000	0-1	.000	5	7	12	4.0	4	0	0	1	0	0	8	2.7
10	MOCKUS, Mintautas	1-0	05:53	5.9	1-1	1.000	0-0	.000	0-0	.000	0	1	1	1.0	1	0	1	0	0	0	2	2.0
4	EMUOBOR, Comeh	1-0	02:49	2.8	1-2	.500	0-0	.000	0-0	.000	0	1	1	1.0	0	0	0	0	0	0	2	2.0
31	SYLLA, Thierno	3-0	12:40	4.2	1-4	.250	1-2	.500	0-0	.000	0	1	1	0.3	2	0	0	0	0	1	3	1.0
12	LANGFORD JR., DeMarr	3-1	22:58	7.7	1-2	.500	0-1	.000	1-2	.500	1	1	2	0.7	1	0	1	0	0	0	3	1.0
1	JONES, Antwann	2-0	17:50	8.9	0-3	.000	0-1	.000	0-0	.000	1	2	3	1.5	3	0	2	2	0	0	0	0.0
22	MACHOWSKI, Nils	1-0	04:36	4.6	0-0	.000	0-0	.000	0-0	.000	0	0	0	0.0	0	0	3	0	0	0	0	0.0
Team											4	4	8					4				
<b>Total</b>		<b>3</b>	<b>600</b>		<b>61-175</b>	<b>.349</b>	<b>15-59</b>	<b>.254</b>	<b>38-56</b>	<b>.679</b>	<b>42</b>	<b>66</b>	<b>108</b>	<b>36.0</b>	<b>51</b>	<b>2</b>	<b>30</b>	<b>37</b>	<b>18</b>	<b>23</b>	<b>175</b>	<b>58.3</b>
<b>Opponents</b>		<b>3</b>	<b>600</b>		<b>70-157</b>	<b>.446</b>	<b>24-68</b>	<b>.353</b>	<b>36-51</b>	<b>.706</b>	<b>27</b>	<b>83</b>	<b>110</b>	<b>36.7</b>	<b>49</b>	<b>1</b>	<b>50</b>	<b>43</b>	<b>13</b>	<b>18</b>	<b>200</b>	<b>66.7</b>

### Team Statistics

	UCF	OPP
<b>Scoring</b>	<b>175</b>	<b>200</b>
Points per game	58.3	66.7
Scoring margin	-8.3	-
<b>Field goals-att</b>	<b>61-175</b>	<b>70-157</b>
Field goal pct	.349	.446
<b>3 point fg-att</b>	<b>15-59</b>	<b>24-68</b>
3-point FG pct	.254	.353
3-pt FG made per game	5.0	8.0
<b>Free throws-att</b>	<b>38-56</b>	<b>36-51</b>
Free throw pct	.679	.706
F-Throws made per game	12.7	12.0
<b>Rebounds</b>	<b>108</b>	<b>110</b>
Rebounds per game	36.0	36.7
Rebounding margin	-0.7	-
<b>Assists</b>	<b>30</b>	<b>50</b>
Assists per game	10.0	16.7
<b>Turnovers</b>	<b>37</b>	<b>43</b>
Turnovers per game	12.3	14.3
Turnover margin	+2.0	-
Assist/turnover ratio	0.8	1.2
<b>Steals</b>	<b>23</b>	<b>18</b>
Steals per game	7.7	6.0
<b>Blocks</b>	<b>18</b>	<b>13</b>
Blocks per game	6.0	4.3
<b>Winning streak</b>	<b>0</b>	<b>-</b>
Home win streak	0	-
<b>Attendance</b>	<b>18606</b>	<b>9698</b>
Home games-Avg/Game	2-9303	1-9698
Neutral site-Avg/Game	-	0-0

### Team Results

Date	Opponent		Score	Att.
01/06/2024	at Kansas St.	L	52-77	9698
01/10/2024	Kansas	W	65-60	9469
01/13/2024	BYU	L	58-63	9137



### UCF GAME-BY-GAME STATISTICS

Opponent	Date	Score	W	Total		3-Pointers		Free throws		Rebounds				PF	A	TO	BLK	STL	PTS	AVG
				FG-FGA	PCT	3FG-3FGA	PCT	FT-FTA	PCT	OFF	DEF	TOT	AVG							
FIU	11/06/2023	85-62	W	31-62	.500	7-24	.292	16-23	.696	13	24	37	37.0	21	16	18	5	16	85	85.0
at Miami (FL)	11/10/2023	72-88	L	30-73	.411	5-20	.250	7-11	.636	17	21	38	37.5	24	6	18	2	7	72	78.5
Cal St. Fullerton	11/16/2023	72-44	W	27-58	.466	9-21	.429	9-18	.500	8	32	40	38.3	15	15	10	8	7	72	76.3
vs South Dakota St.	11/19/2023	83-80	W	29-59	.492	7-24	.292	18-24	.750	5	24	29	36.0	21	13	5	6	12	83	78.0
vs Charlotte	11/20/2023	74-71	Wot	25-67	.373	5-20	.250	19-24	.792	17	34	51	39.0	16	7	14	10	8	74	77.2
Stetson	11/26/2023	82-85	L	27-62	.435	6-18	.333	22-28	.786	12	23	35	38.3	21	14	13	3	4	82	78.0
Lipscomb	12/02/2023	72-57	W	27-67	.403	9-28	.321	9-13	.692	14	30	44	39.1	15	9	16	3	9	72	77.1
Jacksonville	12/06/2023	94-52	W	31-65	.477	15-33	.455	17-29	.586	17	35	52	40.8	18	17	8	8	11	94	79.3
Ole Miss	12/10/2023	68-70	L	21-57	.368	4-22	.182	22-34	.647	18	21	39	40.6	22	11	14	6	13	68	78.0
Maine	12/18/2023	74-51	W	26-56	.464	8-19	.421	14-23	.609	10	33	43	40.8	16	14	9	8	4	74	77.6
Florida A&M	12/21/2023	69-56	W	21-53	.396	8-24	.333	19-27	.704	12	22	34	40.2	13	10	13	5	12	69	76.8
Bethune-Cookman	12/29/2023	98-54	W	32-67	.478	8-23	.348	26-33	.788	20	29	49	40.9	11	22	18	3	14	98	78.6
at Kansas St.	01/06/2024	52-77	L	22-65	.338	5-21	.238	3-5	.600	16	20	36	40.5	20	12	13	6	7	52	76.5
Kansas	01/10/2024	65-60	W	22-52	.423	7-20	.350	14-18	.778	9	19	28	39.6	13	12	13	7	8	65	75.7
BYU	01/13/2024	58-63	L	17-58	.293	3-18	.167	21-33	.636	17	27	44	39.9	18	6	11	5	8	58	74.5
<b>Total</b>		<b>1118</b>		<b>388-921</b>	<b>.421</b>	<b>106-335</b>	<b>.316</b>	<b>236-343</b>	<b>.688</b>	<b>205</b>	<b>394</b>	<b>599</b>	<b>39.9</b>	<b>264</b>	<b>184</b>	<b>193</b>	<b>85</b>	<b>140</b>	<b>1118</b>	<b>74.5</b>
Opponents		970		324-815	.398	99-310	.319	223-306	.729	135	380	515	34.3	284	182	248	52	117	970	64.7

### UCF Averages

Games Played	Points/game	FG Pct	3FG Pct	FT Pct	Rebounds/game	Assists/game	Turnovers/game	Assist/Turnover ratio	Steals/game	Blocks/game
15	74.5	42.1	31.6	68.8	39.9	12.3	12.9	1.0	9.3	5.7

### MISCELLANEOUS GAME-BY-GAME STATISTICS

Date	Opp.	W/L	Score	Points in Paint			Pts Off TOs			2nd Chance Pts			Fast Break Pts			Bench		
				UCF	Opp.	Diff.	UCF	Opp.	Diff.	UCF	Opp.	Diff.	UCF	Opp.	Diff.	UCF	Opp.	Diff.
Nov. 6	FIU	W	85-62	46	26	+20	22	18	+4	20	5	+15	21	24	-3	30	29	+1
Nov. 10	at #13 Miami	L	88-72	46	30	+16	10	23	-13	18	9	+9	2	29	-27	27	8	+19
Nov. 16	Cal St. Fullerton	W	72-44	30	18	+12	13	13	0	8	2	+6	11	11	0	41	7	+34
Nov. 19	vs. South Dakota St.	W	83-80	32	18	+14	25	6	+19	2	10	-8	2	7	-5	33	17	+16
Nov. 20	vs. Charlotte	W	74-71; OT	36	38	-2	12	15	-3	15	7	+8	8	10	-2	17	15	+2
Nov. 26	Stetson	L	85-82	40	22	+18	21	12	+9	8	4	+4	17	24	-7	11	17	-6
Dec. 2	Lipscomb	W	72-57	34	14	+20	24	12	+12	11	0	+11	13	10	+3	23	4	+19
Dec. 6	Jacksonville	W	94-52	28	20	+8	19	4	+15	23	15	+8	14	4	+10	38	22	+16
Dec. 10	Ole Miss	L	70-68	32	20	+12	14	15	-1	12	7	+5	15	15	0	12	22	-10
Dec. 18	Maine	W	74-51	34	36	-2	11	7	+4	8	16	-8	16	11	+5	42	31	+11
Dec. 21	Florida A&M	W	69-56	24	32	-8	24	13	+11	8	4	+4	6	9	-3	22	26	-4
Dec. 29	Bethune-Cookman	W	98-54	44	24	+20	37	12	+25	13	4	+9	37	12	+25	51	7	+44
Jan. 6	at Kansas State	L	77-52	24	32	-8	16	17	-1	11	16	-5	4	8	-4	22	10	+12
Jan. 10	#3/3 Kansas	W	65-60	26	32	-6	18	12	+6	15	12	+3	6	13	-7	8	17	-9
Jan. 13	#18/17 BYU	L	63-58	22	22	0	12	8	+4	9	12	-3	9	5	+4	1	17	-16
Jan. 17	at Texas																	
Jan. 20	at Houston																	
Jan. 23	West Virginia																	
Jan. 27	at Cincinnati																	
Jan. 31	Baylor																	
Feb. 3	Oklahoma																	
Feb. 10	at Texas Tech																	
Feb. 13	at BYU																	
Feb. 17	Cincinnati																	
Feb. 20	at West Virginia																	
Feb. 24	Texas Tech																	
Feb. 28	at Oklahoma State																	
Mar. 2	Iowa State																	
Mar. 6	Houston																	
Mar. 9	at TCU																	
<b>TOTALS</b>				<b>498</b>	<b>384</b>	<b>+114</b>	<b>278</b>	<b>187</b>	<b>+91</b>	<b>181</b>	<b>123</b>	<b>+58</b>	<b>181</b>	<b>192</b>	<b>-11</b>	<b>378</b>	<b>249</b>	<b>+129</b>



### OPPONENT GAME-BY-GAME STATISTICS

Opponent	Date	Score	W	Total		3-Pointers		Free throws		Rebounds				PF	A	TO	BLK	STL	PTS	AVG
				FG-FGA	PCT	3FG-3FGA	PCT	FT-FTA	PCT	OFF	DEF	TOT	AVG							
FIU	11/06/2023	85-62	W	17-47	.362	4-18	.222	24-32	.750	9	21	30	30.0	18	10	24	2	11	62	62.0
at Miami (FL)	11/10/2023	72-88	L	26-51	.510	10-21	.476	26-30	.867	6	28	34	32.0	16	13	18	11	14	88	75.0
Cal St. Fullerton	11/16/2023	72-44	W	12-51	.235	3-19	.158	17-21	.810	9	26	35	33.0	18	6	15	1	6	44	64.7
vs South Dakota St.	11/19/2023	83-80	W	24-54	.444	12-28	.429	20-29	.690	12	28	40	34.8	20	12	16	3	3	80	68.5
vs Charlotte	11/20/2023	74-71	Wot	28-66	.424	4-14	.286	11-16	.688	8	28	36	35.0	21	13	10	4	6	71	69.0
Stetson	11/26/2023	82-85	L	25-53	.472	13-30	.433	22-24	.917	6	26	32	34.5	22	17	17	2	6	85	71.7
Lipscomb	12/02/2023	72-57	W	20-52	.385	9-24	.375	8-15	.533	4	27	31	34.0	14	13	20	2	9	57	69.6
Jacksonville	12/06/2023	94-52	W	20-66	.303	4-20	.200	8-16	.500	16	24	40	34.8	21	7	14	0	5	52	67.4
Ole Miss	12/10/2023	68-70	L	20-45	.444	6-15	.400	24-34	.706	7	22	29	34.1	23	11	15	6	8	70	67.7
Maine	12/18/2023	74-51	W	22-64	.344	1-19	.053	6-12	.500	13	26	39	34.6	19	10	9	2	7	51	66.0
Florida A&M	12/21/2023	69-56	W	22-50	.440	5-18	.278	7-11	.636	7	24	31	34.3	21	14	21	3	10	56	65.1
Bethune-Cookman	12/29/2023	98-54	W	18-59	.305	4-16	.250	14-15	.933	11	17	28	33.8	22	6	26	3	14	54	64.2
at Kansas St.	01/06/2024	52-77	L	25-58	.431	9-24	.375	18-23	.783	13	27	40	34.2	12	18	12	6	9	77	65.2
Kansas	01/10/2024	65-60	W	24-47	.511	6-18	.333	6-11	.545	8	24	32	34.1	15	20	18	2	6	60	64.8
BYU	01/13/2024	58-63	L	21-52	.404	9-26	.346	12-17	.706	6	32	38	34.3	22	12	13	5	3	63	64.7
<b>Total</b>		<b>970</b>		<b>324-815</b>	<b>.398</b>	<b>99-310</b>	<b>.319</b>	<b>223-306</b>	<b>.729</b>	<b>135</b>	<b>380</b>	<b>515</b>	<b>34.3</b>	<b>284</b>	<b>182</b>	<b>248</b>	<b>52</b>	<b>117</b>	<b>970</b>	<b>64.7</b>
UCF		1118		388-921	.421	106-335	.316	236-343	.688	205	394	599	39.9	264	184	193	85	140	1118	74.5

### Opponents Averages

Games Played	Points/game	FG Pct	3FG Pct	FT Pct	Rebounds/game	Assists/game	Turnovers/game	Assist/Turnover ratio	Steals/game	Blocks/game
15	64.7	39.8	31.9	72.9	34.3	12.1	16.5	0.7	7.8	3.5

**LEADERS**
**Points**

##	Player	G	Pts	Pts/G
24	Sellers, Jaylin	15	262	17.5
3	Johnson, Darius	15	216	14.4
13	Avery, Marchelus	13	121	9.3
2	Allen, Shemarri	15	105	7.0
11	Diallo, Ibrahima	15	102	6.8
31	Sylla, Thierno	14	72	5.1
5	Payne, Omar	15	72	4.8
21	Walker, C.J.	5	35	7.0
15	Hendricks, Tyler	8	31	3.9
22	Machowski, Nils	13	31	2.4
12	Langford Jr., DeMarr	11	26	2.4
4	Emuobor, Comeh	8	18	2.3
1	Jones, Antwann	6	15	2.5
10	Mockus, Mintautas	7	7	1.0
14	Kalina, Michael	5	3	0.6
20	Warakulnukroh, Poohpha	6	2	0.3

**Scoring Average**

##	Player	G	Pts	Pts/G
24	Sellers, Jaylin	15	262	17.5
3	Johnson, Darius	15	216	14.4
13	Avery, Marchelus	13	121	9.3
2	Allen, Shemarri	15	105	7.0
21	Walker, C.J.	5	35	7.0
11	Diallo, Ibrahima	15	102	6.8
31	Sylla, Thierno	14	72	5.1
5	Payne, Omar	15	72	4.8
15	Hendricks, Tyler	8	31	3.9
1	Jones, Antwann	6	15	2.5
22	Machowski, Nils	13	31	2.4
12	Langford Jr., DeMarr	11	26	2.4
4	Emuobor, Comeh	8	18	2.3
10	Mockus, Mintautas	7	7	1.0
14	Kalina, Michael	5	3	0.6
20	Warakulnukroh, Poohpha	6	2	0.3

**Field Goal Percentage**

##	Player	FG	Att	Pct
11	Diallo, Ibrahima	36	60	.600
5	Payne, Omar	26	44	.591
15	Hendricks, Tyler	11	22	.500
24	Sellers, Jaylin	87	200	.435
12	Langford Jr., DeMarr	10	23	.435
3	Johnson, Darius	71	170	.418
13	Avery, Marchelus	44	106	.415
2	Allen, Shemarri	41	107	.383
31	Sylla, Thierno	26	71	.366
1	Jones, Antwann	5	14	.357
4	Emuobor, Comeh	7	20	.350
10	Mockus, Mintautas	3	9	.333
14	Kalina, Michael	1	3	.333
22	Machowski, Nils	9	30	.300
21	Walker, C.J.	11	38	.289

**Field Goal Attempts**

##	Player	G	Att	Att/G
24	Sellers, Jaylin	15	200	13.3
3	Johnson, Darius	15	170	11.3
2	Allen, Shemarri	15	107	7.1
13	Avery, Marchelus	13	106	8.2
31	Sylla, Thierno	14	71	5.1

**Field Goals Made**

##	Player	G	Made	Made/G
24	Sellers, Jaylin	15	87	5.8
3	Johnson, Darius	15	71	4.7
13	Avery, Marchelus	13	44	3.4
2	Allen, Shemarri	15	41	2.7
11	Diallo, Ibrahima	15	36	2.4

## LEADERS

## 3-Point FG Percentage

##	Player	3FG	Att	Pct
14	Kalina, Michael	1	1	1.000
5	Payne, Omar	2	5	.400
1	Jones, Antwann	2	5	.400
3	Johnson, Darius	29	75	.387
15	Hendricks, Tyler	5	13	.385
13	Avery, Marchelus	19	51	.373
4	Emuobor, Comeh	2	6	.333
22	Machowski, Nils	6	19	.316
31	Sylla, Thierno	10	34	.294
24	Sellers, Jaylin	23	86	.267
2	Allen, Shemarri	5	22	.227
10	Mockus, Mintautas	1	6	.167
21	Walker, C.J.	1	10	.100

## Free Throw Percentage

##	Player	Made	Att	Pct
4	Emuobor, Comeh	2	2	1.000
20	Warakulnukroh, Poohpha	2	2	1.000
22	Machowski, Nils	7	8	.875
24	Sellers, Jaylin	65	78	.833
15	Hendricks, Tyler	4	5	.800
3	Johnson, Darius	45	57	.789
21	Walker, C.J.	12	17	.706
5	Payne, Omar	18	26	.692
2	Allen, Shemarri	18	29	.621
13	Avery, Marchelus	14	23	.609
31	Sylla, Thierno	10	18	.556
11	Diallo, Ibrahima	30	57	.526
12	Langford Jr., DeMarr	6	12	.500
1	Jones, Antwann	3	8	.375

## Rebounds

##	Player	G	Reb	Reb/G
11	Diallo, Ibrahima	15	103	6.9
2	Allen, Shemarri	15	62	4.1
24	Sellers, Jaylin	15	61	4.1
31	Sylla, Thierno	14	61	4.4
13	Avery, Marchelus	13	57	4.4

## Rebounds Average

##	Player	G	Reb	Reb/G
11	Diallo, Ibrahima	15	103	6.9
21	Walker, C.J.	5	23	4.6
13	Avery, Marchelus	13	57	4.4
31	Sylla, Thierno	14	61	4.4
2	Allen, Shemarri	15	62	4.1

## 3-Point FG Attempts

##	Player	G	Att	Att/G
24	Sellers, Jaylin	15	86	5.7
3	Johnson, Darius	15	75	5.0
13	Avery, Marchelus	13	51	3.9
31	Sylla, Thierno	14	34	2.4
2	Allen, Shemarri	15	22	1.5

## 3-Point FG Made

##	Player	G	Made	Made/G
3	Johnson, Darius	15	29	1.9
24	Sellers, Jaylin	15	23	1.5
13	Avery, Marchelus	13	19	1.5
31	Sylla, Thierno	14	10	0.7
22	Machowski, Nils	13	6	0.5

## Free Throw Attempts

##	Player	G	Att	Att/G
24	Sellers, Jaylin	15	78	5.2
3	Johnson, Darius	15	57	3.8
11	Diallo, Ibrahima	15	57	3.8
2	Allen, Shemarri	15	29	1.9
5	Payne, Omar	15	26	1.7

## Free Throws Made

##	Player	G	Made	Made/G
24	Sellers, Jaylin	15	65	4.3
3	Johnson, Darius	15	45	3.0
11	Diallo, Ibrahima	15	30	2.0
2	Allen, Shemarri	15	18	1.2
5	Payne, Omar	15	18	1.2

## Assists

##	Player	G	Ast	Ast/G
3	Johnson, Darius	15	53	3.5
2	Allen, Shemarri	15	35	2.3
22	Machowski, Nils	13	17	1.3
24	Sellers, Jaylin	15	15	1.0
13	Avery, Marchelus	13	11	0.8

## Steals

##	Player	G	Stl	Stl/G
3	Johnson, Darius	15	30	2.0
2	Allen, Shemarri	15	26	1.7
24	Sellers, Jaylin	15	22	1.5
5	Payne, Omar	15	12	0.8
13	Avery, Marchelus	13	11	0.8





**LEADERS**
**Offensive Rebounds**

##	Player	G	OReb	OReb/G
11	Diallo, Ibrahima	15	39	2.6
24	Sellers, Jaylin	15	27	1.8
5	Payne, Omar	15	20	1.3
13	Avery, Marchelus	13	18	1.4
31	Sylla, Thierno	14	18	1.3

**Blocked Shots**

##	Player	G	Blk	Blk/G
11	Diallo, Ibrahima	15	31	2.1
5	Payne, Omar	15	21	1.4
2	Allen, Shemarri	15	11	0.7
13	Avery, Marchelus	13	6	0.5
31	Sylla, Thierno	14	6	0.4

**Defensive Rebounds**

##	Player	G	DReb	DReb/G
11	Diallo, Ibrahima	15	64	4.3
2	Allen, Shemarri	15	50	3.3
31	Sylla, Thierno	14	43	3.1
13	Avery, Marchelus	13	39	3.0
5	Payne, Omar	15	37	2.5

**Minutes**

##	Player	G	Min	Min/G
24	Sellers, Jaylin	15	481	32:04
3	Johnson, Darius	15	477	31:50
2	Allen, Shemarri	15	422	28:09
11	Diallo, Ibrahima	15	281	18:44
13	Avery, Marchelus	13	278	21:24

**Fouls**

##	Player	G	PF	PF/G
5	Payne, Omar	15	40	2.7
3	Johnson, Darius	15	38	2.5
2	Allen, Shemarri	15	37	2.5
11	Diallo, Ibrahima	15	31	2.1
24	Sellers, Jaylin	15	27	1.8

**Turnovers**

##	Player	G	TO	TO/G
3	Johnson, Darius	15	52	3.5
2	Allen, Shemarri	15	26	1.7
24	Sellers, Jaylin	15	18	1.2
11	Diallo, Ibrahima	15	17	1.1
5	Payne, Omar	15	12	0.8

**Foul Outs**

##	Player	G	FO
11	Diallo, Ibrahima	15	2
5	Payne, Omar	15	2
3	Johnson, Darius	15	1
2	Allen, Shemarri	15	1

## UCF GAME HIGHS

<b>POINTS</b>	98		Bethune-Cookman (12/29/2023)
	94		Jacksonville (12/06/2023)
	85		FIU (11/06/2023)
	83		vs South Dakota St. (N) (11/19/2023)
	82		Stetson (11/26/2023)
<b>FIELD GOALS MADE</b>	32		Bethune-Cookman (12/29/2023)
	31		Jacksonville (12/06/2023)
	31		FIU (11/06/2023)
<b>FIELD GOAL ATTEMPTS</b>	73		at Miami (FL) (11/10/2023)
	67		Bethune-Cookman (12/29/2023)
	67		Lipscomb (12/02/2023)
	67		vs Charlotte (N) (11/20/2023)
<b>FIELD GOAL PERCENTAGE</b>	.500	(31-62)	FIU (11/06/2023)
	.492	(29-59)	vs South Dakota St. (N) (11/19/2023)
<b>3 PT FG MADE</b>	15		Jacksonville (12/06/2023)
	9		Lipscomb (12/02/2023)
	9		Cal St. Fullerton (11/16/2023)
<b>3 PT FG ATTEMPTS</b>	33		Jacksonville (12/06/2023)
	28		Lipscomb (12/02/2023)
<b>3 PT FG PERCENTAGE</b>	.455	(15-33)	Jacksonville (12/06/2023)
	.429	(9-21)	Cal St. Fullerton (11/16/2023)
<b>FREE THROWS MADE</b>	26		Bethune-Cookman (12/29/2023)
	22		Ole Miss (12/10/2023)
	22		Stetson (11/26/2023)
<b>FREE THROW ATTEMPTS</b>	34		Ole Miss (12/10/2023)
	33		BYU (01/13/2024)
	33		Bethune-Cookman (12/29/2023)
<b>FREE THROW PERCENTAGE</b>	.792	(19-24)	vs Charlotte (N) (11/20/2023)
	.788	(26-33)	Bethune-Cookman (12/29/2023)
<b>REBOUNDS</b>	52		Jacksonville (12/06/2023)
	51		vs Charlotte (N) (11/20/2023)
<b>ASSISTS</b>	22		Bethune-Cookman (12/29/2023)
	17		Jacksonville (12/06/2023)
<b>STEALS</b>	16		FIU (11/06/2023)
	14		Bethune-Cookman (12/29/2023)
<b>BLOCKED SHOTS</b>	10		vs Charlotte (N) (11/20/2023)
	8		Maine (12/18/2023)
	8		Jacksonville (12/06/2023)
	8		Cal St. Fullerton (11/16/2023)
<b>TURNOVERS</b>	18		Bethune-Cookman (12/29/2023)
	18		at Miami (FL) (11/10/2023)
	18		FIU (11/06/2023)
<b>FOULS</b>	24		at Miami (FL) (11/10/2023)
	22		Ole Miss (12/10/2023)

**OPPONENT GAME HIGHS**

<b>POINTS</b>	88		at Miami (FL) (11/10/2023)
	85		Stetson (11/26/2023)
	80		vs South Dakota St. (N) (11/19/2023)
	77		at Kansas St. (01/06/2024)
	71		vs Charlotte (N) (11/20/2023)
<b>FIELD GOALS MADE</b>	28		vs Charlotte (N) (11/20/2023)
	26		at Miami (FL) (11/10/2023)
<b>FIELD GOAL ATTEMPTS</b>	66		Jacksonville (12/06/2023)
	66		vs Charlotte (N) (11/20/2023)
<b>FIELD GOAL PERCENTAGE</b>	.511	(24-47)	Kansas (01/10/2024)
	.510	(26-51)	at Miami (FL) (11/10/2023)
<b>3 PT FG MADE</b>	13		Stetson (11/26/2023)
	12		vs South Dakota St. (N) (11/19/2023)
<b>3 PT FG ATTEMPTS</b>	30		Stetson (11/26/2023)
	28		vs South Dakota St. (N) (11/19/2023)
<b>3 PT FG PERCENTAGE</b>	.476	(10-21)	at Miami (FL) (11/10/2023)
	.433	(13-30)	Stetson (11/26/2023)
<b>FREE THROWS MADE</b>	26		at Miami (FL) (11/10/2023)
	24		Ole Miss (12/10/2023)
	24		FIU (11/06/2023)
<b>FREE THROW ATTEMPTS</b>	34		Ole Miss (12/10/2023)
	32		FIU (11/06/2023)
<b>FREE THROW PERCENTAGE</b>	.933	(14-15)	Bethune-Cookman (12/29/2023)
	.917	(22-24)	Stetson (11/26/2023)
<b>REBOUNDS</b>	40		at Kansas St. (01/06/2024)
	40		Jacksonville (12/06/2023)
	40		vs South Dakota St. (N) (11/19/2023)
<b>ASSISTS</b>	20		Kansas (01/10/2024)
	18		at Kansas St. (01/06/2024)
<b>STEALS</b>	14		Bethune-Cookman (12/29/2023)
	14		at Miami (FL) (11/10/2023)
<b>BLOCKED SHOTS</b>	11		at Miami (FL) (11/10/2023)
	6		at Kansas St. (01/06/2024)
	6		Ole Miss (12/10/2023)
<b>TURNOVERS</b>	26		Bethune-Cookman (12/29/2023)
	24		FIU (11/06/2023)
<b>FOULS</b>	23		Ole Miss (12/10/2023)
	22		BYU (01/13/2024)
	22		Bethune-Cookman (12/29/2023)
	22		Stetson (11/26/2023)



## UCF GAME LOWS

<b>POINTS</b>	52		at Kansas St. (01/06/2024)
	58		BYU (01/13/2024)
	65		Kansas (01/10/2024)
	68		Ole Miss (12/10/2023)
	69		Florida A&M (12/21/2023)
<b>FIELD GOALS MADE</b>	17		BYU (01/13/2024)
	21		Florida A&M (12/21/2023)
	21		Ole Miss (12/10/2023)
<b>FIELD GOAL ATTEMPTS</b>	52		Kansas (01/10/2024)
	53		Florida A&M (12/21/2023)
<b>FIELD GOAL PERCENTAGE</b>	.293	(17-58)	BYU (01/13/2024)
	.338	(22-65)	at Kansas St. (01/06/2024)
<b>3 PT FG MADE</b>	3		BYU (01/13/2024)
	4		Ole Miss (12/10/2023)
<b>3 PT FG ATTEMPTS</b>	18		BYU (01/13/2024)
	18		Stetson (11/26/2023)
<b>3 PT FG PERCENTAGE</b>	.167	(3-18)	BYU (01/13/2024)
	.182	(4-22)	Ole Miss (12/10/2023)
<b>FREE THROWS MADE</b>	3		at Kansas St. (01/06/2024)
	7		at Miami (FL) (11/10/2023)
<b>FREE THROW ATTEMPTS</b>	5		at Kansas St. (01/06/2024)
	11		at Miami (FL) (11/10/2023)
<b>FREE THROW PERCENTAGE</b>	.500	(9-18)	Cal St. Fullerton (11/16/2023)
	.586	(17-29)	Jacksonville (12/06/2023)
<b>REBOUNDS</b>	28		Kansas (01/10/2024)
	29		vs South Dakota St. (N) (11/19/2023)
<b>ASSISTS</b>	6		BYU (01/13/2024)
	6		at Miami (FL) (11/10/2023)
<b>STEALS</b>	4		Maine (12/18/2023)
	4		Stetson (11/26/2023)
<b>BLOCKED SHOTS</b>	2		at Miami (FL) (11/10/2023)
	3		Bethune-Cookman (12/29/2023)
	3		Lipscomb (12/02/2023)
	3		Stetson (11/26/2023)
<b>TURNOVERS</b>	5		vs South Dakota St. (N) (11/19/2023)
	8		Jacksonville (12/06/2023)
<b>FOULS</b>	11		Bethune-Cookman (12/29/2023)
	13		Kansas (01/10/2024)
	13		Florida A&M (12/21/2023)

**OPPONENT GAME LOWS**

<b>POINTS</b>	44		Cal St. Fullerton (11/16/2023)
	51		Maine (12/18/2023)
	52		Jacksonville (12/06/2023)
	54		Bethune-Cookman (12/29/2023)
	56		Florida A&M (12/21/2023)
<b>FIELD GOALS MADE</b>	12		Cal St. Fullerton (11/16/2023)
	17		FIU (11/06/2023)
<b>FIELD GOAL ATTEMPTS</b>	45		Ole Miss (12/10/2023)
	47		Kansas (01/10/2024)
	47		FIU (11/06/2023)
<b>FIELD GOAL PERCENTAGE</b>	.235	(12-51)	Cal St. Fullerton (11/16/2023)
	.303	(20-66)	Jacksonville (12/06/2023)
<b>3 PT FG MADE</b>	1		Maine (12/18/2023)
	3		Cal St. Fullerton (11/16/2023)
<b>3 PT FG ATTEMPTS</b>	14		vs Charlotte (N) (11/20/2023)
	15		Ole Miss (12/10/2023)
<b>3 PT FG PERCENTAGE</b>	.053	(1-19)	Maine (12/18/2023)
	.158	(3-19)	Cal St. Fullerton (11/16/2023)
<b>FREE THROWS MADE</b>	6		Kansas (01/10/2024)
	6		Maine (12/18/2023)
<b>FREE THROW ATTEMPTS</b>	11		Kansas (01/10/2024)
	11		Florida A&M (12/21/2023)
<b>FREE THROW PERCENTAGE</b>	.500	(8-16)	Jacksonville (12/06/2023)
	.500	(6-12)	Maine (12/18/2023)
<b>REBOUNDS</b>	28		Bethune-Cookman (12/29/2023)
	29		Ole Miss (12/10/2023)
<b>ASSISTS</b>	6		Bethune-Cookman (12/29/2023)
	6		Cal St. Fullerton (11/16/2023)
<b>STEALS</b>	3		BYU (01/13/2024)
	3		vs South Dakota St. (N) (11/19/2023)
<b>BLOCKED SHOTS</b>	0		Jacksonville (12/06/2023)
	1		Cal St. Fullerton (11/16/2023)
<b>TURNOVERS</b>	9		Maine (12/18/2023)
	10		vs Charlotte (N) (11/20/2023)
<b>FOULS</b>	12		at Kansas St. (01/06/2024)
	14		Lipscomb (12/02/2023)

## UCF PLAYER GAME HIGHS

<b>POINTS</b>	34		Jaylin Sellers vs Stetson (11/26/2023)
	25		Darius Johnson vs Ole Miss (12/10/2023)
	25		Darius Johnson vs Charlotte (N) (11/20/2023)
	23		Jaylin Sellers vs FIU (11/06/2023)
	22		Marchelus Avery vs South Dakota St. (N) (11/19/2023)
	22		Jaylin Sellers at Miami (FL) (11/10/2023)
<b>FIELD GOALS MADE</b>	12		Jaylin Sellers vs Stetson (11/26/2023)
	9		Darius Johnson vs Ole Miss (12/10/2023)
	9		Jaylin Sellers at Miami (FL) (11/10/2023)
<b>FIELD GOAL ATTEMPTS</b>	21		Jaylin Sellers at Miami (FL) (11/10/2023)
	20		Darius Johnson vs Charlotte (N) (11/20/2023)
<b>FIELD GOAL PERCENTAGE (min 5 made)</b>	.833	(5-6)	Darius Johnson vs Maine (12/18/2023)
	.750	(12-16)	Jaylin Sellers vs Stetson (11/26/2023)
<b>3 PT FG MADE</b>	4		Jaylin Sellers vs Kansas (01/10/2024)
	4		Darius Johnson vs Maine (12/18/2023)
	4		Marchelus Avery vs South Dakota St. (N) (11/19/2023)
<b>3 PT FG ATTEMPTS</b>	9		Marchelus Avery vs South Dakota St. (N) (11/19/2023)
	8		Jaylin Sellers vs Jacksonville (12/06/2023)
	8		Jaylin Sellers vs Lipscomb (12/02/2023)
	8		Darius Johnson vs FIU (11/06/2023)
<b>3 PT FG PERCENTAGE (min 2 made)</b>	1.000	(4-4)	Darius Johnson vs Maine (12/18/2023)
	1.000	(3-3)	Nils Machowski at Miami (FL) (11/10/2023)
	1.000	(2-2)	Antwann Jones vs Bethune-Cookman (12/29/2023)
<b>FREE THROWS MADE</b>	10		Darius Johnson vs Charlotte (N) (11/20/2023)
	8		Jaylin Sellers vs Bethune-Cookman (12/29/2023)
	8		Jaylin Sellers vs South Dakota St. (N) (11/19/2023)
<b>FREE THROW ATTEMPTS</b>	12		Darius Johnson vs Charlotte (N) (11/20/2023)
	11		Jaylin Sellers vs South Dakota St. (N) (11/19/2023)
<b>FREE THROW PERCENTAGE (min 3 made)</b>	1.000	(8-8)	Jaylin Sellers vs Bethune-Cookman (12/29/2023)
	1.000	(7-7)	Jaylin Sellers vs Stetson (11/26/2023)
	1.000	(6-6)	Darius Johnson vs Stetson (11/26/2023)
	1.000	(5-5)	Jaylin Sellers vs Florida A&M (12/21/2023)
	1.000	(4-4)	Shemarri Allen vs Ole Miss (12/10/2023)
	1.000	(4-4)	Marchelus Avery vs South Dakota St. (N) (11/19/2023)
	1.000	(3-3)	Jaylin Sellers vs Lipscomb (12/02/2023)
	1.000	(3-3)	Shemarri Allen vs Stetson (11/26/2023)
<b>REBOUNDS</b>	19		Ibrahima Diallo vs BYU (01/13/2024)
	14		Ibrahima Diallo vs Charlotte (N) (11/20/2023)
<b>ASSISTS</b>	7		Darius Johnson vs Stetson (11/26/2023)
	6		Darius Johnson vs Kansas (01/10/2024)
<b>STEALS</b>	5		Shemarri Allen vs BYU (01/13/2024)
	5		Darius Johnson vs Ole Miss (12/10/2023)
<b>BLOCKED SHOTS</b>	5		Ibrahima Diallo vs Cal St. Fullerton (11/16/2023)
	4		Ibrahima Diallo vs Maine (12/18/2023)
<b>TURNOVERS</b>	7		Darius Johnson vs Kansas (01/10/2024)
	6		Darius Johnson vs FIU (11/06/2023)
<b>FOULS</b>	5		Ibrahima Diallo vs BYU (01/13/2024)
	5		Darius Johnson at Kansas St. (01/06/2024)
	5		Shemarri Allen vs Ole Miss (12/10/2023)
	5		Ibrahima Diallo vs South Dakota St. (N) (11/19/2023)
	5		Omar Payne at Miami (FL) (11/10/2023)
	5		Omar Payne vs FIU (11/06/2023)



**OPPONENT PLAYER GAME HIGHS**

<b>POINTS</b>	26		Jalen Blackmon vs Stetson (11/26/2023)
	25		Tylor Perry at Kansas St. (01/06/2024)
	23		Wooga Poplar at Miami (FL) (11/10/2023)
	22		Derrin Boyd vs Lipscomb (12/02/2023)
	21		Lu'cye Patterson vs Charlotte (N) (11/20/2023)
	21		Charlie Easley vs South Dakota St. (N) (11/19/2023)
<b>FIELD GOALS MADE</b>	8		Lu'cye Patterson vs Charlotte (N) (11/20/2023)
	8		Charlie Easley vs South Dakota St. (N) (11/19/2023)
<b>FIELD GOAL ATTEMPTS</b>	19		Dhashon Dyson vs Bethune-Cookman (12/29/2023)
	14		Igor Milicic Jr. vs Charlotte (N) (11/20/2023)
	14		Lu'cye Patterson vs Charlotte (N) (11/20/2023)
<b>FIELD GOAL PERCENTAGE (min 5 made)</b>	1.000	(5-5)	Shannon Grant vs Florida A&M (12/21/2023)
	1.000	(5-5)	Vincent Lee vs Cal St. Fullerton (11/16/2023)
<b>3 PT FG MADE</b>	6		Tylor Perry at Kansas St. (01/06/2024)
	6		Jalen Blackmon vs Stetson (11/26/2023)
<b>3 PT FG ATTEMPTS</b>	11		Tylor Perry at Kansas St. (01/06/2024)
	9		Trevin Knell vs BYU (01/13/2024)
	9		Jalen Blackmon vs Stetson (11/26/2023)
<b>3 PT FG PERCENTAGE (min 2 made)</b>	1.000	(5-5)	Wooga Poplar at Miami (FL) (11/10/2023)
	1.000	(3-3)	Luke Appel vs South Dakota St. (N) (11/19/2023)
	1.000	(3-3)	Javaunte Hawkins vs FIU (11/06/2023)
<b>FREE THROWS MADE</b>	9		TJ Caldwell vs Ole Miss (12/10/2023)
	8		Jakobi Heady vs Bethune-Cookman (12/29/2023)
	8		Stephan Swenson vs Stetson (11/26/2023)
<b>FREE THROW ATTEMPTS</b>	11		TJ Caldwell vs Ole Miss (12/10/2023)
	9		Arthur Kaluma at Kansas St. (01/06/2024)
	9		Moussa Cisse vs Ole Miss (12/10/2023)
	9		Max Jones vs Cal St. Fullerton (11/16/2023)
	9		Norchad Omier at Miami (FL) (11/10/2023)
<b>FREE THROW PERCENTAGE (min 3 made)</b>	1.000	(8-8)	Jakobi Heady vs Bethune-Cookman (12/29/2023)
	1.000	(8-8)	Stephan Swenson vs Stetson (11/26/2023)
	1.000	(6-6)	Jalen Blackmon vs Stetson (11/26/2023)
	1.000	(6-6)	Wooga Poplar at Miami (FL) (11/10/2023)
	1.000	(5-5)	Tylor Perry at Kansas St. (01/06/2024)
	1.000	(4-4)	Richie Saunders vs BYU (01/13/2024)
	1.000	(4-4)	Grayson Carper vs Cal St. Fullerton (11/16/2023)
	1.000	(4-4)	Dashon Gittens vs FIU (11/06/2023)
	1.000	(4-4)	George Pridgett Jr. vs FIU (11/06/2023)
	1.000	(3-3)	Derrick Carter-Hollinger Jr. vs Bethune-Cookman (12/29/2023)
<b>REBOUNDS</b>	14		David N'Guessan at Kansas St. (01/06/2024)
	12		Norchad Omier at Miami (FL) (11/10/2023)
<b>ASSISTS</b>	9		Stephan Swenson vs Stetson (11/26/2023)
	8		Dajuan Harris Jr. vs Kansas (01/10/2024)
	8		Roderick Coffee III vs Florida A&M (12/21/2023)
<b>STEALS</b>	5		Allen Flanigan vs Ole Miss (12/10/2023)
	5		Bensley Joseph at Miami (FL) (11/10/2023)
<b>BLOCKED SHOTS</b>	4		Moussa Cisse vs Ole Miss (12/10/2023)
	4		Bensley Joseph at Miami (FL) (11/10/2023)
<b>TURNOVERS</b>	8		K'Jei Parker vs Florida A&M (12/21/2023)
	8		Zeke Mayo vs South Dakota St. (N) (11/19/2023)
<b>FOULS</b>	5		Atiki Ally Atiki vs BYU (01/13/2024)
	5		Jaylen Murray vs Ole Miss (12/10/2023)
	5		DeeJuan Pruitt vs Jacksonville (12/06/2023)
	5		Alec Oglesby vs Stetson (11/26/2023)
	5		Aubin Gateretse vs Stetson (11/26/2023)
	5		Stephan Swenson vs Stetson (11/26/2023)
	5		Lu'cye Patterson vs Charlotte (N) (11/20/2023)
	5		Luke Appel vs South Dakota St. (N) (11/19/2023)
	5		Arturo Dean vs FIU (11/06/2023)

NUMERICAL ROSTER						
No.	Name	Pos.	Ht.	Wt.	Yr.	Hometown / High School (Previous Schools)
0	Charlie May	G	6-5	183	R-Fr.	Boca Raton, Fla. / St. Andrews School
1	Antwann Jones	G	6-6	215	5th	Orlando, Fla. / Oak Ridge (Louisiana/Creighton/Memphis)
2	Shemarri Allen	G	6-4	190	5th	Arden, N.C. / T.C. Roberson (UMKC/Cowley CC)
3	Darius Johnson	G	6-1	200	Jr.	Boys, Md. / Episcopal [Va.]
4	Comeh Emuobor	G	6-5	205	Fr.	Raleigh, N.C. / Brewster Academy
5	Omar Payne	F	6-10	228	5th	Kissimmee, Fla. / Montverde Academy (Jacksonville/Illinois/Florida)
10	Mintautas Mockus	G/F	6-7	191	Fr.	Klaipeda, Lithuania / Klaipeda Vetrunges Gymnasium
11	Ibrahima Diallo	F	7-0	246	5th	Saly, Senegal / Prolific Prep [Calif.] (San Jose State/Ohio State)
12	DeMarr Langford Jr.	G	6-5	230	Sr.	Worcester, Mass. / Brewster Academy (Boston College)
13	Marchelus Avery	F	6-7	210	Sr.	Richmond, Va./Central Pointe (New Mexico State/NW Florida State)
14	Michael Kalina	G	6-1	174	R-Fr.	Boca Raton, Fla. / North Broward Prep
15	Tyler Hendricks	G	6-6	190	R-Fr.	Fort Lauderdale, Fla. / Calvary Christian Academy
20	Poohpha Warakulnukroh	G	5-11	177	R-So.	Bangkok, Thailand / Montverde Academy
21	C.J. Walker	F	6-8	215	5th	Sanford, Fla. / Oak Ridge (Oregon)
22	Nils Machowski	G	6-3	180	Fr.	Berlin, Germany / Paul-Natorp Gymnasium
24	Jaylin Sellers	G	6-4	196	Jr.	Columbus, Ga. / Carver Montgomery (Ball State)
31	Thierno Sylla	F	6-11	216	So.	Conakry, Guinea / Royal Crown Academic School

BREAKDOWN BY CLASS	
<b>5th Year</b>	Shemarri Allen (G) Ibrahima Diallo (F) Antwann Jones (G) Omar Payne (F) C.J. Walker (F)
<b>Sophomore</b>	Thierno Sylla (F) Poohpha Warakulnukroh (G) ^
<b>Freshman</b>	Comeh Emuobor (G) Tyler Hendricks (G) ^
<b>Senior</b>	Marchelus Avery (F) DeMarr Langford Jr. (G)
<b>Junior</b>	Darius Johnson (G) Jaylin Sellers (G)
	Michael Kalina (G) ^ Nils Machowski (G) Charlie May (G) ^ Mintautas Mockus (G/F)
	* - Have utilized a redshirt

ALPHABETICAL ROSTER						
No.	Name	Pos.	Ht.	Wt.	Yr.	Hometown / High School (Previous Schools)
2	Shemarri Allen	G	6-4	190	5th	Arden, N.C. / T.C. Roberson (UMKC/Cowley CC)
13	Marchelus Avery	F	6-7	210	Sr.	Richmond, Va./Central Pointe (New Mexico State/NW Florida State)
11	Ibrahima Diallo	F	7-0	246	5th	Saly, Senegal / Prolific Prep [Calif.] (San Jose State/Ohio State)
4	Comeh Emuobor	G	6-5	205	Fr.	Raleigh, N.C. / Brewster Academy
15	Tyler Hendricks	G	6-6	190	R-Fr.	Fort Lauderdale, Fla. / Calvary Christian Academy
1	Antwann Jones	G	6-6	215	5th	Orlando, Fla. / Oak Ridge (Louisiana/Creighton/Memphis)
3	Darius Johnson	G	6-1	200	Jr.	Boys, Md. / Episcopal [Va.]
14	Michael Kalina	G	6-1	174	R-Fr.	Boca Raton, Fla. / North Broward Prep
12	DeMarr Langford Jr.	G	6-5	230	Sr.	Worcester, Mass. / Brewster Academy (Boston College)
22	Nils Machowski	G	6-3	180	Fr.	Berlin, Germany / Paul-Natorp Gymnasium
0	Charlie May	G	6-5	183	R-Fr.	Boca Raton, Fla. / St. Andrews School
10	Mintautas Mockus	G/F	6-7	191	Fr.	Klaipeda, Lithuania / Klaipeda Vetrunges Gymnasium
5	Omar Payne	F	6-10	228	5th	Kissimmee, Fla. / Montverde Academy (Jacksonville/Illinois/Florida)
24	Jaylin Sellers	G	6-4	196	Jr.	Columbus, Ga. / Carver Montgomery (Ball State)
31	Thierno Sylla	F	6-11	216	So.	Conakry, Guinea / Royal Crown Academic School
21	C.J. Walker	F	6-8	215	5th	Sanford, Fla. / Oak Ridge (Oregon)
20	Poohpha Warakulnukroh	G	5-11	177	R-So.	Bangkok, Thailand / Montverde Academy

BREAKDOWN BY LOCATION	
<b>Florida</b>	5
C.J. Walker (Sanford)	
Michael Kalina (Boca Raton)	
Tyler Hendricks (Fort Lauderdale)	
Charlie May (Boca Raton)	
Antwann Jones (Orlando)	
Omar Payne (Kissimmee)	
<b>North Carolina</b>	2
Shemarri Allen (Arden)	
Comeh Emuobor (Raleigh)	
<b>Georgia</b>	1
Jaylin Sellers (Columbus)	
<b>Maryland</b>	1
Darius Johnson (Boys)	
<b>Massachusetts</b>	1
DeMarr Langford Jr. (Worcester)	
<b>Virginia</b>	1
Marchelus Avery (Richmond)	
<b>International Knights</b>	
<b>Germany</b>	1
Nils Machowski (Berlin)	
<b>Guinea</b>	1
Thierno Sylla (Conakry)	
<b>Lithuania</b>	1
Mintautas Mockus (Klaipeda)	
<b>Senegal</b>	1
Ibrahima Diallo (Saly)	
<b>Thailand</b>	1
Poohpha Warakulnukroh (Bangkok)	

**COACHING STAFF**

**Head Coach:** Johnny Dawkins (Duke, 1986) - Eighth Season  
**Assistant Coach:** Kevin Norris (Miami, 1998) - Eighth Season  
**Assistant Coach:** Robbie Laing (Troy, 1982) - Eighth Season  
**Assistant Coach:** Mamadou N'Diaye (Auburn, 2000) - Third Season  
**Assistant Coach/Recruiting Coordinator:** Tyson Waterman (Winthrop, 2000) - First Season  
**Assistant Coach:** Ben Witherspoon (Embry-Riddle, 2006) - Second Season  
**Director of Player Development:** Kelvin Johnson (Richmond, 1985) - Seventh Season  
**Director of Operations:** Jaycob Ammerman (Flagler, 2013) - Eighth Season  
**Assistant Director of Operations:** Morgan Leonard (UCF, 2018) - Fifth Season  
**Athletic Trainer:** Raymond Chiu (Texas, 2015) - Fifth Season  
**Head Strength Coach:** Charles Stephenson (Virginia, 1989) - Third Season  
**Assoc. Director of Equipment:** John Whitford (Manchester, 1995) - 21st Season


PRONUNCIATION GUIDE				
#	Player Name	First Name	Last Name	Notes
4	Comeh Emuobor	Comb-AY	Eh-mo-bor	--
5	Omar Payne	--	Pain	--
10	Mintautas Mockus	Min-toe-tuss	Motz-kuss	--
11	Ibrahima Diallo	EE-bruh-heem-uh	--	--
13	Marchelus Avery	Mar-chell-us	--	--
14	Michael Kalina	--	Kuh-leen-uh	--
20	Poohpha Warakulnukroh	Pooh-pa	War-uh-COOL-nuh-crow	--
22	Nils Machowski	Kneels	Mah-hov-ski	--
31	Thierno Sylla	Tee-air-no	Sill-uh	--
AC	Robbie Laing	--	Lang	Hard A
AC	Mamadou N'Diaye	Mom-uh-doo	N-jai	Rhymes with try and dry
DOBO	Jaycob Ammerman	Jacob	Am-err-man	Like hammer, but without "H"
AT	Raymond Chiu	--	Chew	--

BREAKDOWN BY HEIGHT	
Ibrahima Diallo	7'0"
Thierno Sylla	6'11"
Omar Payne	6'10"
C.J. Walker	6'8"
Marchelus Avery	6'7"
Mintautas Mockus	6'7"
Tyler Hendricks	6'6"
Antwann Jones	6'6"
Comeh Emuobor	6'5"
DeMarr Langford Jr.	6'5"
Charlie May	6'5"
Shemarri Allen	6'4"
Jaylin Sellers	6'4"
Nils Machowski	6'3"
Darius Johnson	6'1"
Michael Kalina	6'1"
Poohpha Warakulnukroh	5'11"

## TV ROSTER



**#0 - Charlie May**  
G • R-Fr. • 6-5  
Boca Raton, Fla.



**#1 - Antwann Jones**  
G • 5th • 6-6  
Orlando, Fla.



**#2 - Shemarri Allen**  
G • 5th • 6-4  
Arden, N.C.



**#3 - Darius Johnson**  
G • Jr. • 6-1  
Boysds, Md.



**#4 - Comeh Emuobor**  
G • Fr. • 6-5  
Raleigh, N.C.



**#5 - Omar Payne**  
F • 5th • 6-10  
Kissimmee, Fla.



**#10 - Mintautas Mockus**  
G/F • Fr. • 6-7  
Klaipeda, Lithuania



**#11 - Ibrahima Diallo**  
F • 5th • 7-0  
Saly, Senegal



**#12 - DeMarr Langford Jr.**  
G • Sr. • 6-5  
Worcester, Mass.



**#13 - Marchelus Avery**  
F • Sr. • 6-7  
Richmond, Va.



**#14 - Michael Kalina**  
G • R-Fr. • 6-1  
Boca Raton, Fla.



**#15 - Tyler Hendricks**  
G • R-Fr. • 6-6  
Fort Lauderdale, Fla.



**#20 - Poohpha Warakulnukroh**  
G • R-So. • 5-11  
Bangkok, Thailand



**#21 - C.J. Walker**  
F • 5th. • 6-8  
Sanford, Fla.



**#22 - Nils Machowski**  
G • Fr. • 6-3  
Berlin, Germany



**#24 - Jaylin Sellers**  
G • Jr. • 6-4  
Columbus, Ga.



**#31 - Thierno Sylla**  
F • So. • 6-11  
Conakry, Guinea

## Coaching Staff



**Johnny Dawkins**  
Head Coach  
Eighth Season



**Kevin Norris**  
Assistant Coach  
Eighth Season



**Robbie Laing**  
Assistant Coach  
Eighth Season



**Mamadou N'Diaye**  
Assistant Coach  
Third Season



**Tyson Waterman**  
Assistant Coach/  
Recruiting Coordinator  
First Season



**Ben Witherspoon**  
Assistant Coach  
Second Season