



UCF at Texas

01/17/24 Moody Center, Austin  
2023-24 Men's Basketball

Game Time: 7:00 PM  
Game Duration: 2:05  
Attendance: 11,235

Officials: Kipp Kissinger, Ray Natili, Byron Jarrett

UCF - 77

Record: 11-5 (2-2)

| NO.           | Name                | F | Min   | FG    |      |       | Rebounds |    |     | Fouls |    | TP | AS | TO | ST | Blocks |    | +/- |
|---------------|---------------------|---|-------|-------|------|-------|----------|----|-----|-------|----|----|----|----|----|--------|----|-----|
|               |                     |   |       | M-A   | M-A  | M-A   | OR       | DR | TOT | PF    | FD |    |    |    |    | BS     | BA |     |
| 11            | Ibrahima Diallo     | F | 19:02 | 1-1   | 0-0  | 0-0   | 1        | 2  | 3   | 2     | 1  | 2  | 2  | 1  | 0  | 3      | 0  | 2   |
| 13            | Marchelus Avery     | F | 16:34 | 1-4   | 1-3  | 0-2   | 0        | 2  | 2   | 1     | 1  | 3  | 0  | 2  | 0  | 0      | 0  | 3   |
| 21            | C.J. Walker         | F | 26:18 | 5-11  | 0-1  | 0-0   | 3        | 6  | 9   | 3     | 0  | 10 | 0  | 1  | 0  | 1      | 1  | 7   |
| 2             | Shemarri Allen      | G | 36:21 | 6-12  | 1-5  | 4-5   | 2        | 2  | 4   | 1     | 4  | 17 | 7  | 4  | 4  | 0      | 0  | 11  |
| 3             | Darius Johnson      | G | 36:28 | 4-8   | 3-6  | 0-0   | 0        | 3  | 3   | 3     | 2  | 11 | 4  | 2  | 1  | 0      | 0  | 6   |
| 5             | Omar Payne          |   | 20:34 | 5-6   | 0-0  | 0-0   | 4        | 1  | 5   | 2     | 1  | 10 | 0  | 2  | 0  | 1      | 0  | 2   |
| 24            | Jaylin Sellers      |   | 33:06 | 7-12  | 2-6  | 8-8   | 1        | 4  | 5   | 1     | 4  | 24 | 1  | 0  | 1  | 0      | 0  | 6   |
| 12            | DeMarr Langford Jr. |   | 05:40 | 0-1   | 0-0  | 0-0   | 1        | 1  | 2   | 0     | 0  | 0  | 0  | 2  | 0  | 0      | 0  | -5  |
| 31            | Thierno Sylla       |   | 00:12 | 0-0   | 0-0  | 0-0   | 0        | 0  | 0   | 1     | 0  | 0  | 0  | 0  | 0  | 0      | 0  | -1  |
| 1             | Antwann Jones       |   | 04:14 | 0-2   | 0-2  | 0-0   | 0        | 1  | 1   | 0     | 0  | 0  | 0  | 1  | 1  | 0      | 0  | -1  |
| 22            | Nils Machowski      |   | 01:31 | 0-0   | 0-0  | 0-0   | 0        | 0  | 0   | 0     | 0  | 0  | 0  | 0  | 0  | 0      | 0  | 0   |
| Team          |                     |   |       |       |      |       | 0        | 3  | 3   |       |    | 0  |    | 0  |    |        |    |     |
| <b>Totals</b> |                     |   |       | 29-57 | 7-23 | 12-15 | 12       | 25 | 37  | 14    | 13 | 77 | 14 | 15 | 7  | 5      | 1  | 6   |

| Shooting By Period |       |       |
|--------------------|-------|-------|
| 1st FG%            | 12-25 | 48.0% |
| 3PT%               | 4-11  | 36.4% |
| FT%                | 4-6   | 66.7% |
| 2nd FG%            | 17-32 | 53.1% |
| 3PT%               | 3-12  | 25.0% |
| FT%                | 8-9   | 88.9% |
| GM FG%             | 29-57 | 50.9% |
| 3PT%               | 7-23  | 30.4% |
| FT%                | 12-15 | 80.0% |

Dead Ball Rebounds: 1, 0

Technical Fouls::NONE

Texas - 71

Record: 12-5 (1-3)

| NO.           | Name             | F | Min   | FG    |       |      | Rebounds |    |     | Fouls |    | TP | AS | TO | ST | Blocks |    | +/- |
|---------------|------------------|---|-------|-------|-------|------|----------|----|-----|-------|----|----|----|----|----|--------|----|-----|
|               |                  |   |       | M-A   | M-A   | M-A  | OR       | DR | TOT | PF    | FD |    |    |    |    | BS     | BA |     |
| 1             | Dylan Disu       | F | 21:15 | 3-8   | 1-1   | 0-0  | 0        | 1  | 1   | 4     | 2  | 7  | 0  | 1  | 1  | 1      | 2  | -3  |
| 23            | Dillon Mitchell  | F | 34:50 | 6-9   | 0-0   | 3-4  | 0        | 9  | 9   | 2     | 5  | 15 | 1  | 3  | 2  | 0      | 1  | -7  |
| 3             | Max Abmas        | G | 38:31 | 5-13  | 4-11  | 1-2  | 0        | 2  | 2   | 1     | 1  | 15 | 3  | 3  | 1  | 0      | 0  | -1  |
| 4             | Tyrese Hunter    | G | 23:50 | 3-6   | 1-4   | 0-2  | 1        | 1  | 2   | 0     | 3  | 7  | 7  | 4  | 4  | 0      | 0  | 1   |
| 9             | Ithiel Horton    | G | 37:24 | 8-14  | 4-10  | 0-0  | 1        | 2  | 3   | 1     | 0  | 20 | 3  | 0  | 0  | 0      | 0  | -3  |
| 5             | Kadin Shedrick   |   | 15:11 | 1-2   | 0-0   | 1-2  | 1        | 0  | 1   | 3     | 2  | 3  | 0  | 0  | 0  | 0      | 1  | 0   |
| 30            | Brock Cunningham |   | 18:34 | 0-0   | 0-0   | 0-0  | 0        | 2  | 2   | 1     | 0  | 0  | 3  | 0  | 2  | 0      | 0  | -7  |
| 2             | Chendall Weaver  |   | 04:11 | 0-0   | 0-0   | 0-0  | 0        | 0  | 0   | 1     | 0  | 0  | 0  | 0  | 0  | 0      | 0  | -8  |
| 21            | Ze'rik Onyema    |   | 06:14 | 1-2   | 0-0   | 2-2  | 0        | 0  | 0   | 0     | 1  | 4  | 0  | 0  | 0  | 0      | 1  | -2  |
| Team          |                  |   |       |       |       |      | 1        | 1  | 2   |       |    | 0  |    | 0  |    |        |    |     |
| <b>Totals</b> |                  |   |       | 27-54 | 10-26 | 7-12 | 4        | 18 | 22  | 13    | 14 | 71 | 17 | 11 | 10 | 1      | 5  | -6  |

| Shooting By Period |       |       |
|--------------------|-------|-------|
| 1st FG%            | 17-25 | 68.0% |
| 3PT%               | 5-10  | 50.0% |
| FT%                | 5-10  | 50%   |
| 2nd FG%            | 10-29 | 34.5% |
| 3PT%               | 5-16  | 31.3% |
| FT%                | 2-2   | 100%  |
| GM FG%             | 27-54 | 50.0% |
| 3PT%               | 10-26 | 38.5% |
| FT%                | 7-12  | 58.3% |

Dead Ball Rebounds: 3, 0

Technical Fouls::NONE

|                  | UCF                       | TEXAS                      |
|------------------|---------------------------|----------------------------|
| Biggest lead     | 7 (2 <sup>nd</sup> 0:31)  | 16 (1 <sup>st</sup> 12:34) |
| Best Scoring Run | 10 (2 <sup>nd</sup> 7:21) | 13 (1 <sup>st</sup> 15:00) |
| Lead Changes     | 5                         |                            |
| Times Tied       | 2                         |                            |
| Time with Lead   | 03:31                     | 34:03                      |

| Points from   | UCF | TEXAS |
|---------------|-----|-------|
| Turnovers     | 19  | 11    |
| Paint         | 34  | 22    |
| Second Chance | 15  | 5     |
| Fast Breaks   | 12  | 11    |
| Bench         | 34  | 7     |

|       | Period by Period Scoring |     |     |
|-------|--------------------------|-----|-----|
|       | 1st                      | 2nd | TOT |
| UCF   | 32                       | 45  | 77  |
| TEXAS | 44                       | 27  | 71  |



**UCF at Texas**

01/17/24 Moody Center, Austin  
2023-24 Men's Basketball

**Game Time:** 7:00 PM  
**Game Duration:** 2:05  
**Attendance:** 11,235

**Officials:** Kipp Kissinger, Ray Natili, Byron Jarrett

**Period 1**

**Quarter Starters:**

|              |           |             |             |            |               |
|--------------|-----------|-------------|-------------|------------|---------------|
| <b>TEXAS</b> | 1 Disu D  | 3 Abmas M   | 4 Hunter T  | 9 Horton I | 23 Mitchell D |
| <b>UCF</b>   | 2 Allen S | 3 Johnson D | 11 Diallo I | 13 Avery M | 21 Walker C   |

| Game Time | TEXAS   | Score       | Diff      | UCF   |
|-----------|---|-------------|-----------|---|
| 20:00     | 1 DISU D jumpball lost  |             |           | 11 DIALLO I jumpball won  |
| 19:37     | 23 MITCHELL D steal (1)   |             |           | 13 AVERY M turnover lost ball (1)                                 |
| 19:23     | 1 DISU D 2pt FG from turnover outside the paint, jump shot made (2) | <b>2-0</b>  | <b>2</b>  |   |
| 19:03     |   |             |           | 21 WALKER C 2pt FG outside the paint, turnaround jump shot missed |
| 18:57     |   |             |           | 2 ALLEN S offensive rebound (1)                                   |
| 18:54     |   | <b>2-2</b>  | <b>0</b>  | 21 WALKER C 2pt FG second chance in the paint, dunk, made (2)     |
| 18:54     |   |             |           | 3 JOHNSON D assist (1)  |
| 18:46     | 1 DISU D 3pt FG fast break, jump shot made (5)                      | <b>5-2</b>  | <b>3</b>  |   |
| 18:46     | 4 HUNTER T assist (1)   |             |           |   |
| 18:14     |   |             |           | 21 WALKER C 2pt FG in the paint, layup blocked                    |
| 18:14     | 1 DISU D block (1)  |             |           |   |
| 18:09     | 4 HUNTER T defensive rebound (1)                                    |             |           |   |
| 18:07     | 4 HUNTER T 2pt FG fast break in the paint, driving layup made (2)   | <b>7-2</b>  | <b>5</b>  |   |
| 17:46     |   |             |           | 2 ALLEN S 3pt FG , jump shot missed                               |
| 17:41     | 23 MITCHELL D defensive rebound (1)                                 |             |           |   |
| 17:35     | 23 MITCHELL D 2pt FG in the paint, layup made (2)                   | <b>9-2</b>  | <b>7</b>  |   |
| 17:35     | 9 HORTON I assist (1)   |             |           |   |
| 17:34     |   |             |           | Timeout 30 Sec  |
| 17:34     |   |             |           | 11 DIALLO I substitution out                                      |
| 17:34     |   |             |           | 13 AVERY M substitution out                                       |
| 17:34     |   |             |           | 5 PAYNE O substitution in   |
| 17:34     |   |             |           | 24 SELLERS J substitution in                                      |
| 17:15     |   |             |           | 2 ALLEN S 2pt FG outside the paint, jump shot missed              |
| 17:10     | 23 MITCHELL D defensive rebound (2)                                 |             |           |   |
| 16:50     | 1 DISU D 2pt FG in the paint, jump shot made (7)                    | <b>11-2</b> | <b>9</b>  |   |
| 16:27     | 4 HUNTER T steal (1)  |             |           | 2 ALLEN S turnover bad pass (1)                                   |
| 16:26     | 4 HUNTER T foul drawn (1)   |             |           | 3 JOHNSON D foul personal (1 - 1)                                 |
| 16:26     |   |             |           | 2 ALLEN S substitution out  |
| 16:26     |   |             |           | 12 LANGFORD JR. D substitution in                                 |
| 16:15     | 3 ABMAS M 3pt FG from turnover, jump shot missed                    |             |           |   |
| 16:12     | 4 HUNTER T offensive rebound (2)                                    |             |           |   |
| 16:10     | 4 HUNTER T 3pt FG from turnover second chance, jump shot missed     |             |           |   |
| 16:06     |   |             |           | 3 JOHNSON D defensive rebound (1)                                 |
| 15:58     | 4 HUNTER T steal (2)  |             |           | 3 JOHNSON D turnover lost ball (1)                                |
| 15:39     | 3 ABMAS M 3pt FG from turnover, jump shot made (3)                  | <b>14-2</b> | <b>12</b> |   |
| 15:39     | 4 HUNTER T assist (2)   |             |           |   |
| 15:14     |   |             |           | 12 LANGFORD JR. D 2pt FG in the paint, driving layup missed       |
| 15:12     |   |             |           | 12 LANGFORD JR. D offensive rebound (1)                           |
| 15:12     | jump ball situation   |             |           |   |
| 15:12     | 1 DISU D steal (1)  |             |           | 12 LANGFORD JR. D turnover lost ball (1)                          |



**UCF at Texas**

01/17/24 Moody Center, Austin  
2023-24 Men's Basketball

**Game Time:** 7:00 PM  
**Game Duration:** 2:05  
**Attendance:** 11,235

**Officials:** Kipp Kissinger, Ray Natili, Byron Jarrett

| Game Time | TEXAS  | Score       | Diff      | UCF   |
|-----------|--|-------------|-----------|---|
| 15:12     | Timeout media  |             |           |   |
| 15:12     |  |             |           | 21 WALKER C substitution out  |
| 15:12     |  |             |           | 31 SYLLA T substitution in  |
| 15:00     | 23 MITCHELL D foul drawn (1)                                   |             |           | 31 SYLLA T foul flagrant 1 (1 - 2)  |
| 15:00     | 23 MITCHELL D free throw 1 - 2 made (3)                        | <b>15-2</b> | <b>13</b> |   |
| 15:00     | 23 MITCHELL D free throw 2 - 2 missed                          |             |           |   |
| 15:00     | offensive dead ball rebound (1)                                |             |           |   |
| 15:00     |  |             |           | 31 SYLLA T substitution out   |
| 15:00     |  |             |           | 1 JONES A substitution in   |
| 14:57     | jump ball situation  |             |           |   |
| 14:57     | 3 ABMAS M turnover lost ball (1)                               |             |           | 1 JONES A steal (1)   |
| 14:34     |  |             |           | 1 JONES A 3pt FG from turnover, jump shot missed                          |
| 14:30     |  |             |           | 5 PAYNE O offensive rebound (1)   |
| 14:29     |  |             |           | 5 PAYNE O 2pt FG from turnover second chance in the paint, layup missed   |
| 14:25     |  |             |           | 5 PAYNE O offensive rebound (2)   |
| 14:24     |  | <b>15-4</b> | <b>11</b> | 5 PAYNE O 2pt FG from turnover second chance in the paint, layup made (2) |
| 14:18     | 3 ABMAS M 2pt FG in the paint, layup made (5)                  | <b>17-4</b> | <b>13</b> |   |
| 13:58     |  | <b>17-6</b> | <b>11</b> | 24 SELLERS J 2pt FG outside the paint, jump shot made (2)                 |
| 13:46     | 3 ABMAS M 3pt FG , jump shot made (8)                          | <b>20-6</b> | <b>14</b> |   |
| 13:46     | 4 HUNTER T assist (3)  |             |           |   |
| 13:25     |  |             |           | 24 SELLERS J 3pt FG , jump shot missed                                    |
| 13:21     | 23 MITCHELL D defensive rebound (3)                            |             |           |   |
| 13:16     | 1 DISU D foul drawn (1)  |             |           | 5 PAYNE O foul personal (1 - 3)   |
| 13:16     | 1 DISU D substitution out                                      |             |           |   |
| 13:16     | 23 MITCHELL D substitution out                                 |             |           |   |
| 13:16     | 5 SHEDRICK K substitution in                                   |             |           |   |
| 13:16     | 30 CUNNINGHAM B substitution in                                |             |           |   |
| 13:08     | 3 ABMAS M turnover bad pass (2)                                |             |           |   |
| 12:53     | 30 CUNNINGHAM B steal (1)                                      |             |           | 5 PAYNE O turnover lost ball (1)  |
| 12:47     |  |             |           | 3 JOHNSON D substitution out  |
| 12:47     |  |             |           | 2 ALLEN S substitution in   |
| 12:34     | 5 SHEDRICK K 2pt FG from turnover in the paint, dunk, made (2) | <b>22-6</b> | <b>16</b> |   |
| 12:34     | 30 CUNNINGHAM B assist (1)                                     |             |           |   |
| 12:00     | 4 HUNTER T steal (3)   |             |           | 12 LANGFORD JR. D turnover lost ball (2)                                  |
| 11:55     | 4 HUNTER T turnover lost ball (1)                              |             |           | 24 SELLERS J steal (1)  |
| 11:50     |  | <b>22-8</b> | <b>14</b> | 5 PAYNE O 2pt FG fast break from turnover in the paint, dunk, made (4)    |
| 11:50     |  |             |           | 24 SELLERS J assist (1)   |
| 11:38     | 3 ABMAS M 3pt FG , jump shot missed                            |             |           |   |
| 11:34     |  |             |           | 12 LANGFORD JR. D defensive rebound (2)                                   |
| 11:17     |  |             |           | 1 JONES A 3pt FG , jump shot missed                                       |
| 11:12     | 9 HORTON I defensive rebound (1)                               |             |           |   |
| 11:08     | 9 HORTON I 3pt FG , jump shot missed                           |             |           |   |
| 11:05     |  |             |           | 1 JONES A defensive rebound (1)   |
| 10:46     |  |             |           | 1 JONES A turnover bad pass (1)   |
| 10:46     | Timeout media  |             |           |   |
| 10:46     | 4 HUNTER T substitution out                                    |             |           |   |



**UCF at Texas**

01/17/24 Moody Center, Austin  
2023-24 Men's Basketball

**Game Time:** 7:00 PM  
**Game Duration:** 2:05  
**Attendance:** 11,235

**Officials:** Kipp Kissinger, Ray Natili, Byron Jarrett

| Game Time | TEXAS  | Score        | Diff      | UCF  |
|-----------|--|--------------|-----------|--|
| 10:46     | 9 HORTON I substitution out  |              |           |  |
| 10:46     | 2 WEAVER C substitution in   |              |           |  |
| 10:46     | 23 MITCHELL D substitution in  |              |           |  |
| 10:46     |  |              |           | 1 JONES A substitution out                                       |
| 10:46     |  |              |           | 5 PAYNE O substitution out                                       |
| 10:46     |  |              |           | 12 LANGFORD JR. D substitution out                               |
| 10:46     |  |              |           | 24 SELLERS J substitution out                                    |
| 10:46     |  |              |           | 11 DIALLO I substitution in                                      |
| 10:46     |  |              |           | 13 AVERY M substitution in                                       |
| 10:46     |  |              |           | 21 WALKER C substitution in                                      |
| 10:46     |  |              |           | 22 MACHOWSKI N substitution in                                   |
| 10:06     | 5 SHEDRICK K 2pt FG from turnover in the paint, dunk, blocked          |              |           |  |
| 10:06     |  |              |           | 21 WALKER C block (1)  |
| 10:03     |  |              |           | 2 ALLEN S defensive rebound (2)                                  |
| 10:03     | 23 MITCHELL D foul personal (1 - 1)                                    |              |           | 2 ALLEN S foul drawn (1)   |
| 09:55     |  |              |           | 2 ALLEN S turnover bad pass (2)                                  |
| 09:35     | 23 MITCHELL D 2pt FG from turnover outside the paint, jump shot missed |              |           |  |
| 09:32     |  |              |           | defensive rebound (9)  |
| 09:15     | 30 CUNNINGHAM B foul shooting (1 - 2)                                  |              |           | 13 AVERY M foul drawn (1)  |
| 09:15     |  |              |           | 13 AVERY M free throw 1 - 2 missed                               |
| 09:15     |  |              |           | offensive dead ball rebound (1)                                  |
| 09:15     | 5 SHEDRICK K substitution out  |              |           |  |
| 09:15     | 30 CUNNINGHAM B substitution out                                       |              |           |  |
| 09:15     | 1 DISU D substitution in   |              |           |  |
| 09:15     | 9 HORTON I substitution in   |              |           |  |
| 09:15     |  |              |           | 22 MACHOWSKI N substitution out                                  |
| 09:15     |  |              |           | 3 JOHNSON D substitution in                                      |
| 09:15     |  |              |           | 13 AVERY M free throw 2 - 2 missed                               |
| 09:12     |  |              |           | 21 WALKER C offensive rebound (1)                                |
| 09:02     |  | <b>22-10</b> | <b>12</b> | 21 WALKER C 2pt FG second chance in the paint, layup made (4)    |
| 09:02     |  |              |           | 11 DIALLO I assist (1)   |
| 08:44     | 9 HORTON I 3pt FG , jump shot missed                                   |              |           |  |
| 08:41     |  |              |           | 21 WALKER C defensive rebound (2)                                |
| 08:31     | 3 ABMAS M steal (1)  |              |           | 21 WALKER C turnover lost ball (1)                               |
| 08:28     | 3 ABMAS M foul drawn (1)   |              |           | 2 ALLEN S foul shooting (1 - 4)                                  |
| 08:28     | 3 ABMAS M free throw fast break 1 - 2 missed                           |              |           |  |
| 08:28     | offensive dead ball rebound (2)  |              |           |  |
| 08:28     |  |              |           | 21 WALKER C substitution out                                     |
| 08:28     |  |              |           | 24 SELLERS J substitution in                                     |
| 08:28     | 3 ABMAS M free throw fast break 2 - 2 made (9)                         | <b>23-10</b> | <b>13</b> |  |
| 08:28     | 3 ABMAS M substitution out   |              |           |  |
| 08:28     | 4 HUNTER T substitution in   |              |           |  |
| 08:09     |  | <b>23-13</b> | <b>10</b> | 3 JOHNSON D 3pt FG , jump shot made (3)                          |
| 08:09     |  |              |           | 2 ALLEN S assist (1)   |
| 07:47     | 4 HUNTER T turnover bad pass (2)                                       |              |           | 2 ALLEN S steal (1)  |
| 07:42     |  | <b>23-16</b> | <b>7</b>  | 24 SELLERS J 3pt FG fast break from turnover, jump shot made (5) |
| 07:42     |  |              |           | 2 ALLEN S assist (2)   |



**UCF at Texas**

01/17/24 Moody Center, Austin  
2023-24 Men's Basketball

**Game Time:** 7:00 PM  
**Game Duration:** 2:05  
**Attendance:** 11,235

**Officials:** Kipp Kissinger, Ray Natili, Byron Jarrett

| Game Time | TEXAS  | Score        | Diff      | UCF  |
|-----------|--|--------------|-----------|--|
| 07:39     | Timeout 30 Sec   |              |           |  |
| 07:39     | Timeout media  |              |           |  |
| 07:23     | 4 HUNTER T 2pt FG in the paint, floating jump shot made (4)      | <b>25-16</b> | <b>9</b>  |  |
| 06:59     | 1 DISU D foul shooting (1 - 3)                                   |              |           | 24 SELLERS J foul drawn (1)  |
| 06:59     |  | <b>25-17</b> | <b>8</b>  | 24 SELLERS J free throw 1 - 2 made (6)                                   |
| 06:59     | 2 WEAVER C substitution out                                      |              |           |  |
| 06:59     | 23 MITCHELL D substitution out                                   |              |           |  |
| 06:59     | 3 ABMAS M substitution in  |              |           |  |
| 06:59     | 21 ONYEMA Z substitution in                                      |              |           |  |
| 06:59     |  | <b>25-18</b> | <b>7</b>  | 24 SELLERS J free throw 2 - 2 made (7)                                   |
| 06:44     | 9 HORTON I 3pt FG , jump shot made (3)                           | <b>28-18</b> | <b>10</b> |  |
| 06:29     |  |              |           | 13 AVERY M 3pt FG , jump shot missed                                     |
| 06:24     |  |              |           | 2 ALLEN S offensive rebound (3)  |
| 06:21     |  | <b>28-20</b> | <b>8</b>  | 2 ALLEN S 2pt FG second chance in the paint, floating jump shot made (2) |
| 06:03     | 9 HORTON I 2pt FG outside the paint, jump shot made (5)          | <b>30-20</b> | <b>10</b> |  |
| 06:03     | 4 HUNTER T assist (4)  |              |           |  |
| 05:33     |  |              |           | 24 SELLERS J 2pt FG outside the paint, jump shot missed                  |
| 05:30     | defensive rebound (7)  |              |           |  |
| 05:16     | 21 ONYEMA Z 2pt FG in the paint, hook shot made (2)              | <b>32-20</b> | <b>12</b> |  |
| 05:16     | 9 HORTON I assist (2)  |              |           |  |
| 04:56     |  | <b>32-23</b> | <b>9</b>  | 24 SELLERS J 3pt FG , jump shot made (10)                                |
| 04:45     | 4 HUNTER T foul drawn (2)  |              |           | 13 AVERY M foul personal (1 - 5)   |
| 04:30     | 1 DISU D 2pt FG in the paint, layup blocked                      |              |           |  |
| 04:30     |  |              |           | 11 DIALLO I block (1)  |
| 04:25     |  |              |           | 13 AVERY M defensive rebound (1)   |
| 04:19     | 1 DISU D foul personal (2 - 4)                                   |              |           | 3 JOHNSON D foul drawn (1)   |
| 04:19     | 1 DISU D substitution out  |              |           |  |
| 04:19     | 23 MITCHELL D substitution in                                    |              |           |  |
| 04:12     |  | <b>32-26</b> | <b>6</b>  | 3 JOHNSON D 3pt FG , jump shot made (6)                                  |
| 03:52     | 9 HORTON I 2pt FG outside the paint, floating jump shot made (7) | <b>34-26</b> | <b>8</b>  |  |
| 03:42     | 4 HUNTER T steal (4)   |              |           | 3 JOHNSON D turnover lost ball (2)                                       |
| 03:38     | 4 HUNTER T foul drawn (3)  |              |           | 24 SELLERS J foul shooting (1 - 6)                                       |
| 03:38     | Timeout media  |              |           |  |
| 03:38     | 21 ONYEMA Z substitution out                                     |              |           |  |
| 03:38     | 5 SHEDRICK K substitution in                                     |              |           |  |
| 03:38     |  |              |           | 11 DIALLO I substitution out   |
| 03:38     |  |              |           | 13 AVERY M substitution out  |
| 03:38     |  |              |           | 5 PAYNE O substitution in  |
| 03:38     |  |              |           | 21 WALKER C substitution in  |
| 03:38     | 4 HUNTER T free throw fast break 1 - 2 missed                    |              |           |  |
| 03:38     | offensive dead ball rebound (3)                                  |              |           |  |
| 03:38     | 4 HUNTER T free throw fast break 2 - 2 missed                    |              |           |  |
| 03:33     |  |              |           | 24 SELLERS J defensive rebound (1)                                       |
| 03:25     | 3 ABMAS M foul shooting (1 - 5)                                  |              |           | 24 SELLERS J foul drawn (2)  |
| 03:24     |  | <b>34-27</b> | <b>7</b>  | 24 SELLERS J free throw 1 - 2 made (11)                                  |
| 03:24     |  | <b>34-28</b> | <b>6</b>  | 24 SELLERS J free throw 2 - 2 made (12)                                  |
| 03:07     | 23 MITCHELL D 2pt FG outside the paint, jump shot made (5)       | <b>36-28</b> | <b>8</b>  |  |
| 03:07     | 4 HUNTER T assist (5)  |              |           |  |



**UCF at Texas**

01/17/24 Moody Center, Austin  
2023-24 Men's Basketball

**Game Time:** 7:00 PM  
**Game Duration:** 2:05  
**Attendance:** 11,235

**Officials:** Kipp Kissinger, Ray Natili, Byron Jarrett

| Game Time              | TEXAS   | Score        | Diff      | UCF  |
|------------------------|---|--------------|-----------|--|
| 02:42                  |   | <b>36-30</b> | <b>6</b>  | 5 PAYNE O 2pt FG in the paint, hook shot made (6)                            |
| 02:25                  | 5 SHEDRICK K foul drawn (1)   |              |           | 21 WALKER C foul shooting (1 - 7)  |
| 02:25                  | 5 SHEDRICK K free throw 1 - 2 made (3)                                    | <b>37-30</b> | <b>7</b>  |  |
| 02:25                  | 4 HUNTER T substitution out   |              |           |  |
| 02:25                  | 30 CUNNINGHAM B substitution in   |              |           |  |
| 02:25                  | 5 SHEDRICK K free throw 2 - 2 missed                                      |              |           |  |
| 02:22                  | 9 HORTON I offensive rebound (2)  |              |           |  |
| 02:21                  | 9 HORTON I 2pt FG second chance in the paint, floating jump shot made (9) | <b>39-30</b> | <b>9</b>  |  |
| 02:01                  |   |              |           | 5 PAYNE O turnover bad pass (2)  |
| 02:01                  |   |              |           | 21 WALKER C substitution out   |
| 02:01                  |   |              |           | 13 AVERY M substitution in   |
| 01:48                  | 23 MITCHELL D turnover travel (1)   |              |           |  |
| 01:26                  |   | <b>39-32</b> | <b>7</b>  | 24 SELLERS J 2pt FG from turnover in the paint, floating jump shot made (14) |
| 01:26                  |   |              |           | 2 ALLEN S assist (3)   |
| 01:08                  | 23 MITCHELL D foul drawn (2)  |              |           | 5 PAYNE O foul shooting (2 - 8)  |
| 01:08                  | 23 MITCHELL D free throw 1 - 2 made (6)                                   | <b>40-32</b> | <b>8</b>  |  |
| 01:08                  |   |              |           | 5 PAYNE O substitution out   |
| 01:08                  |   |              |           | 11 DIALLO I substitution in  |
| 01:08                  | 23 MITCHELL D free throw 2 - 2 made (7)                                   | <b>41-32</b> | <b>9</b>  |  |
| 00:47                  |   |              |           | 2 ALLEN S 3pt FG , jump shot missed  |
| 00:42                  | 23 MITCHELL D defensive rebound (4)                                       |              |           |  |
| 00:38                  | 9 HORTON I 3pt FG , jump shot made (12)                                   | <b>44-32</b> | <b>12</b> |  |
| 00:38                  | 3 ABMAS M assist (1)  |              |           |  |
| 00:08                  |   |              |           | 24 SELLERS J 3pt FG , jump shot missed                                       |
| 00:02                  | 9 HORTON I defensive rebound (3)  |              |           |  |
| 00:02                  | jump ball situation   |              |           |  |
| <b>END OF PERIOD</b>   |   |              |           |  |
| <b>TEXAS 44-32 UCF</b> |   |              |           |  |



UCF at Texas

01/17/24 Moody Center, Austin  
2023-24 Men's Basketball

Game Time: 7:00 PM  
Game Duration: 2:05  
Attendance: 11,235

Officials: Kipp Kissinger, Ray Natili, Byron Jarrett

UCF - 32

| NO.           | Name                | F | Min   | FG    | 3P   | FT  | Rebounds |    |     | Fouls |    | TP | AS | TO | ST | Blocks |    | +/- |
|---------------|---------------------|---|-------|-------|------|-----|----------|----|-----|-------|----|----|----|----|----|--------|----|-----|
|               |                     |   |       | M-A   | M-A  | M-A | OR       | DR | TOT | PF    | FD |    |    |    |    | BS     | BA |     |
| 11            | Ibrahima Diallo     | F | 10:42 | 0-0   | 0-0  | 0-0 | 0        | 0  | 0   | 0     | 0  | 0  | 1  | 0  | 0  | 1      | 0  | -5  |
| 13            | Marchelus Avery     | F | 11:35 | 0-1   | 0-1  | 0-2 | 0        | 1  | 1   | 1     | 1  | 0  | 0  | 1  | 0  | 0      | 0  | -4  |
| 21            | C.J. Walker         | F | 08:43 | 2-4   | 0-0  | 0-0 | 1        | 1  | 2   | 1     | 0  | 4  | 0  | 1  | 0  | 1      | 1  | -11 |
| 2             | Shemarri Allen      | G | 16:21 | 1-4   | 0-2  | 0-0 | 2        | 1  | 3   | 1     | 1  | 2  | 3  | 2  | 1  | 0      | 0  | -7  |
| 3             | Darius Johnson      | G | 16:28 | 2-2   | 2-2  | 0-0 | 0        | 1  | 1   | 1     | 1  | 6  | 1  | 2  | 0  | 0      | 0  | -12 |
| 5             | Omar Payne          |   | 09:18 | 3-4   | 0-0  | 0-0 | 2        | 0  | 2   | 2     | 0  | 6  | 0  | 2  | 0  | 0      | 0  | -7  |
| 24            | Jaylin Sellers      |   | 15:16 | 4-7   | 2-4  | 4-4 | 0        | 1  | 1   | 1     | 2  | 14 | 1  | 0  | 1  | 0      | 0  | -7  |
| 12            | DeMarr Langford Jr. |   | 05:40 | 0-1   | 0-0  | 0-0 | 1        | 1  | 2   | 0     | 0  | 0  | 0  | 2  | 0  | 0      | 0  | -5  |
| 31            | Thierno Sylla       |   | 00:12 | 0-0   | 0-0  | 0-0 | 0        | 0  | 0   | 1     | 0  | 0  | 0  | 0  | 0  | 0      | 0  | -1  |
| 1             | Antwann Jones       |   | 04:14 | 0-2   | 0-2  | 0-0 | 0        | 1  | 1   | 0     | 0  | 0  | 0  | 1  | 1  | 0      | 0  | -1  |
| 22            | Nils Machowski      |   | 01:31 | 0-0   | 0-0  | 0-0 | 0        | 0  | 0   | 0     | 0  | 0  | 0  | 0  | 0  | 0      | 0  | 0   |
| Team          |                     |   |       |       |      |     | 0        | 1  | 1   |       |    | 0  |    | 0  |    |        |    |     |
| <b>Totals</b> |                     |   |       | 12-25 | 4-11 | 4-6 | 6        | 8  | 14  | 8     | 5  | 32 | 6  | 11 | 3  | 2      | 1  | -12 |

| Shooting By Period |       |       |
|--------------------|-------|-------|
| 1st FG%            | 12-25 | 48.0% |
| 3PT%               | 4-11  | 36.4% |
| FT%                | 4-6   | 66.7% |
| GM FG%             | 12-25 | 48.0% |
| 3PT%               | 4-11  | 36.4% |
| FT%                | 4-6   | 66.7% |

Dead Ball Rebounds: 1, 0

Technical Fouls::NONE

Texas - 44

| NO.           | Name             | F | Min   | FG    | 3P   | FT   | Rebounds |    |     | Fouls |    | TP | AS | TO | ST | Blocks |    | +/- |
|---------------|------------------|---|-------|-------|------|------|----------|----|-----|-------|----|----|----|----|----|--------|----|-----|
|               |                  |   |       | M-A   | M-A  | M-A  | OR       | DR | TOT | PF    | FD |    |    |    |    | BS     | BA |     |
| 1             | Dylan Disu       | F | 11:40 | 3-4   | 1-1  | 0-0  | 0        | 0  | 0   | 2     | 1  | 7  | 0  | 0  | 1  | 1      | 1  | 9   |
| 23            | Dillon Mitchell  | F | 14:50 | 2-3   | 0-0  | 3-4  | 0        | 4  | 4   | 1     | 2  | 7  | 0  | 1  | 1  | 0      | 0  | 11  |
| 3             | Max Abmas        | G | 18:31 | 3-5   | 2-4  | 1-2  | 0        | 0  | 0   | 1     | 1  | 9  | 1  | 2  | 1  | 0      | 0  | 17  |
| 4             | Tyrese Hunter    | G | 15:17 | 2-3   | 0-1  | 0-2  | 1        | 1  | 2   | 0     | 3  | 4  | 5  | 2  | 4  | 0      | 0  | 8   |
| 9             | Ithiel Horton    | G | 18:29 | 5-7   | 2-4  | 0-0  | 1        | 2  | 3   | 0     | 0  | 12 | 2  | 0  | 0  | 0      | 0  | 12  |
| 5             | Kadin Shedrick   |   | 07:39 | 1-2   | 0-0  | 1-2  | 0        | 0  | 0   | 0     | 1  | 3  | 0  | 0  | 0  | 0      | 1  | 4   |
| 30            | Brock Cunningham |   | 06:26 | 0-0   | 0-0  | 0-0  | 0        | 0  | 0   | 1     | 0  | 0  | 1  | 0  | 1  | 0      | 0  | 5   |
| 2             | Chendall Weaver  |   | 03:47 | 0-0   | 0-0  | 0-0  | 0        | 0  | 0   | 0     | 0  | 0  | 0  | 0  | 0  | 0      | 0  | -6  |
| 21            | Ze'rik Onyema    |   | 03:21 | 1-1   | 0-0  | 0-0  | 0        | 0  | 0   | 0     | 0  | 2  | 0  | 0  | 0  | 0      | 0  | 0   |
| Team          |                  |   |       |       |      |      | 0        | 1  | 1   |       |    | 0  |    | 0  |    |        |    |     |
| <b>Totals</b> |                  |   |       | 17-25 | 5-10 | 5-10 | 2        | 8  | 10  | 5     | 8  | 44 | 9  | 5  | 8  | 1      | 2  | 12  |

| Shooting By Period |       |       |
|--------------------|-------|-------|
| 1st FG%            | 17-25 | 68.0% |
| 3PT%               | 5-10  | 50.0% |
| FT%                | 5-10  | 50%   |
| GM FG%             | 17-25 | 68.0% |
| 3PT%               | 5-10  | 50.0% |
| FT%                | 5-10  | 50.0% |

Dead Ball Rebounds: 3, 0

Technical Fouls::NONE

|                  | UCF                       | TEXAS                      |
|------------------|---------------------------|----------------------------|
| Biggest lead     | 0 (1 <sup>st</sup> 20:00) | 16 (1 <sup>st</sup> 12:34) |
| Best Scoring Run | 6(1 <sup>st</sup> 7:42)   | 13(1 <sup>st</sup> 15:00)  |
| Lead Changes     | 0                         |                            |
| Times Tied       | 1                         |                            |
| Time with Lead   | 00:00                     | 19:15                      |

| Points from   | UCF | TEXAS |
|---------------|-----|-------|
| Turnovers     | 9   | 9     |
| Paint         | 14  | 16    |
| Second Chance | 8   | 2     |
| Fast Breaks   | 5   | 6     |
| Bench         | 20  | 5     |

|       | Period by Period Scoring |     |     |
|-------|--------------------------|-----|-----|
|       | 1st                      | 2nd | TOT |
| UCF   | 32                       | 45  | 77  |
| TEXAS | 44                       | 27  | 71  |



**UCF at Texas**

01/17/24 Moody Center, Austin  
2023-24 Men's Basketball

**Game Time:** 7:00 PM  
**Game Duration:** 2:05  
**Attendance:** 11,235

**Officials:** Kipp Kissinger, Ray Natili, Byron Jarrett

**Period 2**

**Quarter Starters:**

|              |           |             |             |             |               |
|--------------|-----------|-------------|-------------|-------------|---------------|
| <b>TEXAS</b> | 1 Disu D  | 3 Abmas M   | 4 Hunter T  | 9 Horton I  | 23 Mitchell D |
| <b>UCF</b>   | 2 Allen S | 3 Johnson D | 11 Diallo I | 21 Walker C | 24 Sellers J  |

| Game Time | TEXAS  | Score        | Diff      | UCF   |
|-----------|--|--------------|-----------|---|
| 20:00     | 5 SHEDRICK K substitution out                            |              |           |   |
| 20:00     | 30 CUNNINGHAM B substitution out                         |              |           |   |
| 20:00     | 1 DISU D substitution in                                 |              |           |   |
| 20:00     | 4 HUNTER T substitution in                               |              |           |   |
| 20:00     |  |              |           | 13 AVERY M substitution out                                       |
| 20:00     |  |              |           | 21 WALKER C substitution in                                       |
| 19:46     |  | <b>44-34</b> | <b>10</b> | 24 SELLERS J 2pt FG outside the paint, jump shot made (16)        |
| 19:26     | 23 MITCHELL D 2pt FG in the paint, dunk, made (9)        | <b>46-34</b> | <b>12</b> |   |
| 19:26     | 4 HUNTER T assist (6)                                    |              |           |   |
| 19:06     |  | <b>46-36</b> | <b>10</b> | 11 DIALLO I 2pt FG in the paint, turnaround jump shot made (2)    |
| 18:45     | 1 DISU D 2pt FG in the paint, jump shot missed           |              |           |   |
| 18:40     |  |              |           | 21 WALKER C defensive rebound (3)                                 |
| 18:34     |  | <b>46-38</b> | <b>8</b>  | 21 WALKER C 2pt FG in the paint, layup made (6)                   |
| 18:34     |  |              |           | 11 DIALLO I assist (2)  |
| 18:15     | 3 ABMAS M 2pt FG outside the paint, jump shot missed     |              |           |   |
| 18:11     |  |              |           | 21 WALKER C defensive rebound (4)                                 |
| 17:56     |  |              |           | 21 WALKER C 2pt FG in the paint, layup missed                     |
| 17:53     |  |              |           | 11 DIALLO I offensive rebound (1)                                 |
| 17:45     |  |              |           | 2 ALLEN S 2pt FG second chance in the paint, driving layup missed |
| 17:42     | 3 ABMAS M defensive rebound (1)                          |              |           |   |
| 17:30     | 23 MITCHELL D 2pt FG in the paint, dunk, made (11)       | <b>48-38</b> | <b>10</b> |   |
| 17:30     | 4 HUNTER T assist (7)                                    |              |           |   |
| 17:07     |  |              |           | 3 JOHNSON D 3pt FG , jump shot missed                             |
| 17:05     | 23 MITCHELL D defensive rebound (5)                      |              |           |   |
| 17:05     | 23 MITCHELL D foul drawn (3)                             |              |           | 11 DIALLO I foul personal (1 - 1)                                 |
| 17:05     | 1 DISU D substitution out                                |              |           |   |
| 17:05     | 5 SHEDRICK K substitution in                             |              |           |   |
| 17:05     |  |              |           | 11 DIALLO I substitution out                                      |
| 17:05     |  |              |           | 5 PAYNE O substitution in   |
| 16:54     | 4 HUNTER T 3pt FG , jump shot missed                     |              |           |   |
| 16:49     |  |              |           | 24 SELLERS J defensive rebound (2)                                |
| 16:29     |  | <b>48-40</b> | <b>8</b>  | 21 WALKER C 2pt FG in the paint, layup made (8)                   |
| 16:21     | 9 HORTON I 3pt FG fast break, jump shot made (15)        | <b>51-40</b> | <b>11</b> |   |
| 16:03     |  |              |           | 3 JOHNSON D 3pt FG , jump shot missed                             |
| 16:00     | 23 MITCHELL D defensive rebound (6)                      |              |           |   |
| 16:00     | 23 MITCHELL D foul drawn (4)                             |              |           | 21 WALKER C foul personal (2 - 2)                                 |
| 16:00     | Timeout media  |              |           |   |
| 15:40     | 23 MITCHELL D 2pt FG outside the paint, jump shot missed |              |           |   |
| 15:36     |  |              |           | 21 WALKER C defensive rebound (5)                                 |
| 15:17     |  |              |           | 21 WALKER C 2pt FG in the paint, jump shot missed                 |
| 15:13     |  |              |           | 21 WALKER C offensive rebound (6)                                 |
| 15:10     |  |              |           | 24 SELLERS J 3pt FG second chance, jump shot missed               |





**UCF at Texas**

01/17/24 Moody Center, Austin  
2023-24 Men's Basketball

**Game Time:** 7:00 PM  
**Game Duration:** 2:05  
**Attendance:** 11,235

**Officials:** Kipp Kissinger, Ray Natili, Byron Jarrett

| Game Time | TEXAS  | Score        | Diff      | UCF   |
|-----------|--|--------------|-----------|---|
| 15:06     | 3 ABMAS M defensive rebound (2)  |              |           |   |
| 15:05     | 23 MITCHELL D 2pt FG fast break in the paint, dunk, made (13)                        | <b>53-40</b> | <b>13</b> |   |
| 15:05     | 3 ABMAS M assist (2)   |              |           |   |
| 14:48     |  |              |           | 21 WALKER C 3pt FG , jump shot missed               |
| 14:47     |  |              |           | 5 PAYNE O offensive rebound (3)                     |
| 14:47     | 5 SHEDRICK K foul personal (1 - 1)   |              |           | 5 PAYNE O foul drawn (1)                            |
| 14:47     | 4 HUNTER T substitution out  |              |           |   |
| 14:47     | 30 CUNNINGHAM B substitution in  |              |           |   |
| 14:41     |  |              |           | 24 SELLERS J 3pt FG second chance, jump shot missed |
| 14:36     | 30 CUNNINGHAM B defensive rebound (1)  |              |           |   |
| 14:30     | 9 HORTON I 2pt FG outside the paint, jump shot made (17)                             | <b>55-40</b> | <b>15</b> |   |
| 14:16     |  | <b>55-42</b> | <b>13</b> | 2 ALLEN S 2pt FG in the paint, dunk, made (4)       |
| 14:16     |  |              |           | 3 JOHNSON D assist (2)                              |
| 14:16     | 5 SHEDRICK K foul shooting (2 - 2)   |              |           | 2 ALLEN S foul drawn (2)                            |
| 14:16     | 5 SHEDRICK K substitution out  |              |           |   |
| 14:16     | 1 DISU D substitution in   |              |           |   |
| 14:16     |  |              |           | 5 PAYNE O substitution out                          |
| 14:16     |  |              |           | 11 DIALLO I substitution in                         |
| 14:16     |  |              |           | 21 WALKER C substitution out                        |
| 14:16     |  |              |           | 13 AVERY M substitution in                          |
| 14:16     |  | <b>55-43</b> | <b>12</b> | 2 ALLEN S free throw 1 - 1 made (5)                 |
| 13:57     | 1 DISU D 2pt FG outside the paint, jump shot blocked                                 |              |           |   |
| 13:57     |  |              |           | 11 DIALLO I block (2)                               |
| 13:52     |  |              |           | 24 SELLERS J defensive rebound (3)                  |
| 13:36     |  |              |           | 2 ALLEN S 3pt FG , jump shot missed                 |
| 13:32     | 30 CUNNINGHAM B defensive rebound (2)  |              |           |   |
| 13:26     | 3 ABMAS M 3pt FG , jump shot missed  |              |           |   |
| 13:24     |  |              |           | 11 DIALLO I defensive rebound (2)                   |
| 13:24     | 1 DISU D foul personal (3 - 3)   |              |           | 11 DIALLO I foul drawn (1)                          |
| 13:24     | 1 DISU D substitution out  |              |           |   |
| 13:24     | 21 ONYEMA Z substitution in  |              |           |   |
| 12:55     |  | <b>55-46</b> | <b>9</b>  | 2 ALLEN S 3pt FG , jump shot made (8)               |
| 12:55     |  |              |           | 3 JOHNSON D assist (3)                              |
| 12:32     | 21 ONYEMA Z foul drawn (1)   |              |           | 11 DIALLO I foul shooting (2 - 3)                   |
| 12:32     | 21 ONYEMA Z free throw 1 - 2 made (3)  | <b>56-46</b> | <b>10</b> |   |
| 12:32     | 21 ONYEMA Z free throw 2 - 2 made (4)  | <b>57-46</b> | <b>11</b> |   |
| 12:13     | 30 CUNNINGHAM B steal (2)  |              |           | 11 DIALLO I turnover lost ball (1)                  |
| 11:59     | 23 MITCHELL D 2pt FG from turnover outside the paint, turnaround jump shot made (15) | <b>59-46</b> | <b>13</b> |   |
| 11:59     | 30 CUNNINGHAM B assist (2)   |              |           |   |
| 11:51     |  |              |           | Timeout 30 Sec                                      |
| 11:51     |  |              |           | Timeout media                                       |
| 11:51     |  |              |           | 11 DIALLO I substitution out                        |
| 11:51     |  |              |           | 24 SELLERS J substitution out                       |
| 11:51     |  |              |           | 5 PAYNE O substitution in                           |
| 11:51     |  |              |           | 21 WALKER C substitution in                         |
| 11:37     |  |              |           | 3 JOHNSON D 3pt FG , jump shot missed               |
| 11:33     |  |              |           | 21 WALKER C offensive rebound (7)                   |
| 11:31     |  | <b>59-49</b> | <b>10</b> | 13 AVERY M 3pt FG second chance, jump shot made (3) |



**UCF at Texas**

01/17/24 Moody Center, Austin  
2023-24 Men's Basketball

**Game Time:** 7:00 PM  
**Game Duration:** 2:05  
**Attendance:** 11,235

**Officials:** Kipp Kissinger, Ray Natili, Byron Jarrett

| Game Time | TEXAS   | Score        | Diff     | UCF   |
|-----------|---|--------------|----------|---|
| 11:31     |   |              |          | 2 ALLEN S assist (4)  |
| 11:17     | 9 HORTON I 3pt FG , jump shot missed                              |              |          |   |
| 11:11     |   |              |          | 13 AVERY M defensive rebound (2)  |
| 10:56     |   |              |          | 13 AVERY M 2pt FG in the paint, driving layup missed                    |
| 10:53     | 23 MITCHELL D defensive rebound (7)                               |              |          |   |
| 10:34     | 21 ONYEMA Z 2pt FG outside the paint, jump shot blocked           |              |          |   |
| 10:34     |   |              |          | 5 PAYNE O block (1)   |
| 10:31     |   |              |          | 3 JOHNSON D defensive rebound (2)                                       |
| 10:31     | 9 HORTON I foul personal (1 - 4)                                  |              |          | 3 JOHNSON D foul drawn (2)  |
| 10:31     | Timeout media   |              |          |   |
| 10:31     | 21 ONYEMA Z substitution out                                      |              |          |   |
| 10:31     | 1 DISU D substitution in  |              |          |   |
| 10:26     |   |              |          | 13 AVERY M 3pt FG , jump shot missed                                    |
| 10:21     |   |              |          | 5 PAYNE O offensive rebound (4)   |
| 10:09     |   | <b>59-51</b> | <b>8</b> | 5 PAYNE O 2pt FG second chance in the paint, layup made (8)             |
| 10:09     |   |              |          | 3 JOHNSON D assist (4)  |
| 09:51     | 1 DISU D 2pt FG in the paint, jump shot missed                    |              |          |   |
| 09:47     |   |              |          | 3 JOHNSON D defensive rebound (3)                                       |
| 09:41     |   |              |          | 13 AVERY M turnover bad pass (2)  |
| 09:41     | 9 HORTON I substitution out                                       |              |          |   |
| 09:41     | 4 HUNTER T substitution in  |              |          |   |
| 09:41     |   |              |          | 13 AVERY M substitution out   |
| 09:41     |   |              |          | 24 SELLERS J substitution in  |
| 09:32     | 1 DISU D 2pt FG from turnover outside the paint, jump shot missed |              |          |   |
| 09:27     |   |              |          | 2 ALLEN S defensive rebound (4)   |
| 09:26     |   | <b>59-53</b> | <b>6</b> | 5 PAYNE O 2pt FG fast break in the paint, dunk, made (10)               |
| 09:26     |   |              |          | 2 ALLEN S assist (5)  |
| 09:07     | 4 HUNTER T 3pt FG , jump shot made (7)                            | <b>62-53</b> | <b>9</b> |   |
| 09:07     | 23 MITCHELL D assist (1)  |              |          |   |
| 08:49     | 1 DISU D foul shooting (4 - 5)                                    |              |          | 2 ALLEN S foul drawn (3)  |
| 08:49     |   | <b>62-54</b> | <b>8</b> | 2 ALLEN S free throw 1 - 2 made (9)                                     |
| 08:49     | 1 DISU D substitution out   |              |          |   |
| 08:49     | 5 SHEDRICK K substitution in                                      |              |          |   |
| 08:49     |   | <b>62-55</b> | <b>7</b> | 2 ALLEN S free throw 2 - 2 made (10)                                    |
| 08:41     | 3 ABMAS M turnover bad pass (3)                                   |              |          | 2 ALLEN S steal (2)   |
| 08:37     |   | <b>62-57</b> | <b>5</b> | 2 ALLEN S 2pt FG fast break from turnover in the paint, dunk, made (12) |
| 08:36     | Timeout 60 Sec  |              |          |   |
| 08:36     | 30 CUNNINGHAM B substitution out                                  |              |          |   |
| 08:36     | 9 HORTON I substitution in  |              |          |   |
| 08:11     | 4 HUNTER T 3pt FG , jump shot missed                              |              |          |   |
| 08:10     | 5 SHEDRICK K offensive rebound (1)                                |              |          |   |
| 08:10     | 5 SHEDRICK K foul drawn (2)                                       |              |          | 21 WALKER C foul personal (3 - 4)                                       |
| 08:08     | 23 MITCHELL D turnover out of bounds (2)                          |              |          |   |
| 07:46     | 5 SHEDRICK K foul shooting (3 - 6)                                |              |          | 2 ALLEN S foul drawn (4)  |
| 07:46     | Timeout media   |              |          |   |
| 07:46     |   | <b>62-58</b> | <b>4</b> | 2 ALLEN S free throw 1 - 2 made (13)                                    |
| 07:46     |   |              |          | 2 ALLEN S free throw 2 - 2 missed                                       |
| 07:42     |   |              |          | 24 SELLERS J offensive rebound (4)                                      |



**UCF at Texas**

01/17/24 Moody Center, Austin  
2023-24 Men's Basketball

**Game Time:** 7:00 PM  
**Game Duration:** 2:05  
**Attendance:** 11,235

**Officials:** Kipp Kissinger, Ray Natili, Byron Jarrett

| Game Time | TEXAS  | Score        | Diff      | UCF   |
|-----------|--|--------------|-----------|---|
| 07:40     |  | <b>62-60</b> | <b>2</b>  | 21 WALKER C 2pt FG second chance in the paint, dunk, made (10)          |
| 07:40     |  |              |           | 2 ALLEN S assist (6)  |
| 07:25     | 4 HUNTER T turnover bad pass (3)                 |              |           | 3 JOHNSON D steal (1)   |
| 07:21     |  | <b>62-63</b> | <b>-1</b> | 3 JOHNSON D 3pt FG fast break from turnover, jump shot made (9)         |
| 07:21     |  |              |           | 2 ALLEN S assist (7)  |
| 07:00     | 9 HORTON I 3pt FG , jump shot made (20)          | <b>65-63</b> | <b>2</b>  |   |
| 07:00     | 3 ABMAS M assist (3)                             |              |           |   |
| 06:29     |  | <b>65-65</b> | <b>0</b>  | 24 SELLERS J 2pt FG outside the paint, jump shot made (18)              |
| 06:21     | 4 HUNTER T turnover lost ball (4)                |              |           | 2 ALLEN S steal (3)   |
| 06:21     | 4 HUNTER T substitution out                      |              |           |   |
| 06:21     | 30 CUNNINGHAM B substitution in                  |              |           |   |
| 05:59     |  |              |           | 2 ALLEN S 3pt FG from turnover, jump shot missed                        |
| 05:55     | 23 MITCHELL D defensive rebound (8)              |              |           |   |
| 05:49     | 9 HORTON I 3pt FG , jump shot missed             |              |           |   |
| 05:44     |  |              |           | 5 PAYNE O defensive rebound (5)   |
| 05:19     |  |              |           | 2 ALLEN S turnover travel (3)   |
| 05:06     | 3 ABMAS M 3pt FG from turnover, jump shot missed |              |           |   |
| 05:01     |  |              |           | 21 WALKER C defensive rebound (8)                                       |
| 04:48     |  | <b>65-67</b> | <b>-2</b> | 24 SELLERS J 2pt FG outside the paint, turnaround jump shot made (20)   |
| 04:29     | 3 ABMAS M 3pt FG , jump shot made (12)           | <b>68-67</b> | <b>1</b>  |   |
| 04:29     | 30 CUNNINGHAM B assist (3)                       |              |           |   |
| 04:12     |  |              |           | 21 WALKER C 2pt FG outside the paint, jump shot missed                  |
| 04:06     | 23 MITCHELL D defensive rebound (9)              |              |           |   |
| 04:06     | 23 MITCHELL D foul drawn (5)                     |              |           | 3 JOHNSON D foul personal (2 - 5)                                       |
| 04:06     | 5 SHEDRICK K substitution out                    |              |           |   |
| 04:06     | 1 DISU D substitution in                         |              |           |   |
| 03:51     | 3 ABMAS M 3pt FG , jump shot missed              |              |           |   |
| 03:46     |  |              |           | 24 SELLERS J defensive rebound (5)                                      |
| 03:27     |  |              |           | 3 JOHNSON D 2pt FG in the paint, jump shot missed                       |
| 03:24     | 1 DISU D defensive rebound (1)                   |              |           |   |
| 03:24     | 1 DISU D foul drawn (2)                          |              |           | 3 JOHNSON D foul personal (3 - 6)                                       |
| 03:24     | Timeout media                                    |              |           |   |
| 03:24     |  |              |           | 5 PAYNE O substitution out  |
| 03:24     |  |              |           | 11 DIALLO I substitution in   |
| 03:08     | 9 HORTON I 3pt FG , jump shot missed             |              |           |   |
| 03:03     |  |              |           | 11 DIALLO I defensive rebound (3)                                       |
| 02:51     |  | <b>68-69</b> | <b>-1</b> | 2 ALLEN S 2pt FG in the paint, driving layup made (15)                  |
| 02:35     | 1 DISU D turnover lost ball (1)                  |              |           | 2 ALLEN S steal (4)   |
| 02:08     |  | <b>68-71</b> | <b>-3</b> | 2 ALLEN S 2pt FG from turnover in the paint, jump shot made (17)        |
| 01:45     | 9 HORTON I 3pt FG , jump shot missed             |              |           |   |
| 01:41     |  |              |           | 21 WALKER C defensive rebound (9)                                       |
| 01:22     | 23 MITCHELL D steal (2)                          |              |           | 2 ALLEN S turnover bad pass (4)   |
| 01:17     | 23 MITCHELL D turnover lost ball (3)             |              |           |   |
| 00:51     |  | <b>68-73</b> | <b>-5</b> | 3 JOHNSON D 2pt FG from turnover outside the paint, jump shot made (11) |
| 00:39     | 23 MITCHELL D 2pt FG in the paint, layup blocked |              |           |   |
| 00:39     |  |              |           | 11 DIALLO I block (3)   |



**UCF at Texas**

01/17/24 Moody Center, Austin  
2023-24 Men's Basketball

**Game Time:** 7:00 PM  
**Game Duration:** 2:05  
**Attendance:** 11,235

**Officials:** Kipp Kissinger, Ray Natili, Byron Jarrett

| Game Time              | TEXAS   | Score        | Diff      | UCF                                     |
|------------------------|---|--------------|-----------|---|
| 00:39                  |   |              |           | defensive rebound (36)                  |
| 00:39                  | 30 CUNNINGHAM B substitution out                    |              |           |   |
| 00:39                  | 2 WEAVER C substitution in                          |              |           |   |
| 00:39                  |   |              |           | 11 DIALLO I substitution out            |
| 00:39                  |   |              |           | 13 AVERY M substitution in              |
| 00:31                  | 2 WEAVER C foul personal (1 - 7)                    |              |           | 24 SELLERS J foul drawn (3)             |
| 00:31                  | 2 WEAVER C substitution out                         |              |           |   |
| 00:31                  | 30 CUNNINGHAM B substitution in                     |              |           |   |
| 00:31                  |   |              |           | 13 AVERY M substitution out             |
| 00:31                  |   |              |           | 11 DIALLO I substitution in             |
| 00:31                  |   | <b>68-74</b> | <b>-6</b> | 24 SELLERS J 1&1 free throw 1 made (21) |
| 00:31                  |   | <b>68-75</b> | <b>-7</b> | 24 SELLERS J 1&1 free throw 2 made (22) |
| 00:25                  | 3 ABMAS M 3pt FG , jump shot missed                 |              |           |   |
| 00:21                  | offensive rebound (22)                              |              |           |   |
| 00:17                  | 3 ABMAS M 3pt FG second chance, jump shot made (15) | <b>71-75</b> | <b>-4</b> |   |
| 00:17                  | 9 HORTON I assist (3)                               |              |           |   |
| 00:16                  | Timeout 30 Sec                                      |              |           |   |
| 00:16                  | 30 CUNNINGHAM B substitution out                    |              |           |   |
| 00:16                  | 2 WEAVER C substitution in                          |              |           |   |
| 00:16                  |   |              |           | 11 DIALLO I substitution out            |
| 00:16                  |   |              |           | 13 AVERY M substitution in              |
| 00:07                  | 23 MITCHELL D foul personal (2 - 8)                 |              |           | 24 SELLERS J foul drawn (4)             |
| 00:07                  |   | <b>71-76</b> | <b>-5</b> | 24 SELLERS J 1&1 free throw 1 made (23) |
| 00:07                  |   | <b>71-77</b> | <b>-6</b> | 24 SELLERS J 1&1 free throw 2 made (24) |
| 00:02                  | 3 ABMAS M 3pt FG , jump shot missed                 |              |           |   |
| 00:00                  |   |              |           | defensive rebound (37)                  |
| <b>END OF GAME</b>     |   |              |           |   |
| <b>TEXAS 71-77 UCF</b> |   |              |           |   |



UCF at Texas

01/17/24 Moody Center, Austin  
2023-24 Men's Basketball

Game Time: 7:00 PM  
Game Duration: 2:05  
Attendance: 11,235

Officials: Kipp Kissinger, Ray Natili, Byron Jarrett

UCF - 45

| NO.           | Name            | Min     | FG    |      |     | Rebounds |    |     | Fouls |    | TP | AS | TO | ST | Blocks |    | +/- |
|---------------|-----------------|---------|-------|------|-----|----------|----|-----|-------|----|----|----|----|----|--------|----|-----|
|               |                 |         | M-A   | M-A  | M-A | OR       | DR | TOT | PF    | FD |    |    |    |    | BS     | BA |     |
| 11            | Ibrahima Diallo | F 08:20 | 1-1   | 0-0  | 0-0 | 1        | 2  | 3   | 2     | 1  | 2  | 1  | 1  | 0  | 2      | 0  | 7   |
| 13            | Marchelus Avery | F 04:59 | 1-3   | 1-2  | 0-0 | 0        | 1  | 1   | 0     | 0  | 3  | 0  | 1  | 0  | 0      | 0  | 7   |
| 21            | C.J. Walker     | F 17:35 | 3-7   | 0-1  | 0-0 | 2        | 5  | 7   | 2     | 0  | 6  | 0  | 0  | 0  | 0      | 0  | 18  |
| 2             | Shemarri Allen  | G 20:00 | 5-8   | 1-3  | 4-5 | 0        | 1  | 1   | 0     | 3  | 15 | 4  | 2  | 3  | 0      | 0  | 18  |
| 3             | Darius Johnson  | G 20:00 | 2-6   | 1-4  | 0-0 | 0        | 2  | 2   | 2     | 1  | 5  | 3  | 0  | 1  | 0      | 0  | 18  |
| 5             | Omar Payne      | 11:16   | 2-2   | 0-0  | 0-0 | 2        | 1  | 3   | 0     | 1  | 4  | 0  | 0  | 0  | 1      | 0  | 9   |
| 24            | Jaylin Sellers  | 17:50   | 3-5   | 0-2  | 4-4 | 1        | 3  | 4   | 0     | 2  | 10 | 0  | 0  | 0  | 0      | 0  | 13  |
| Team          |                 |         |       |      |     | 0        | 2  | 2   |       |    | 0  |    | 0  |    |        |    |     |
| <b>Totals</b> |                 |         | 17-32 | 3-12 | 8-9 | 6        | 17 | 23  | 6     | 8  | 45 | 8  | 4  | 4  | 3      | 0  | 18  |

| Shooting By Period |       |       |
|--------------------|-------|-------|
| 2nd FG%            | 17-32 | 53.1% |
| 3PT%               | 3-12  | 25.0% |
| FT%                | 8-9   | 88.9% |
| GM FG%             | 17-32 | 53.1% |
| 3PT%               | 3-12  | 25.0% |
| FT%                | 8-9   | 88.9% |

Dead Ball Rebounds: 0, 0

Technical Fouls::NONE

Texas - 27

| NO.           | Name             | Min     | FG    |      |     | Rebounds |    |     | Fouls |    | TP | AS | TO | ST | Blocks |    | +/- |
|---------------|------------------|---------|-------|------|-----|----------|----|-----|-------|----|----|----|----|----|--------|----|-----|
|               |                  |         | M-A   | M-A  | M-A | OR       | DR | TOT | PF    | FD |    |    |    |    | BS     | BA |     |
| 1             | Dylan Disu       | F 09:35 | 0-4   | 0-0  | 0-0 | 0        | 1  | 1   | 2     | 1  | 0  | 0  | 1  | 0  | 0      | 1  | -12 |
| 23            | Dillon Mitchell  | F 20:00 | 4-6   | 0-0  | 0-0 | 0        | 5  | 5   | 1     | 3  | 8  | 1  | 2  | 1  | 0      | 1  | -18 |
| 3             | Max Abmas        | G 20:00 | 2-8   | 2-7  | 0-0 | 0        | 2  | 2   | 0     | 0  | 6  | 2  | 1  | 0  | 0      | 0  | -18 |
| 4             | Tyrese Hunter    | G 08:33 | 1-3   | 1-3  | 0-0 | 0        | 0  | 0   | 0     | 0  | 3  | 2  | 2  | 0  | 0      | 0  | -7  |
| 9             | Ithiel Horton    | G 18:55 | 3-7   | 2-6  | 0-0 | 0        | 0  | 0   | 1     | 0  | 8  | 1  | 0  | 0  | 0      | 0  | -15 |
| 5             | Kadin Shedrick   | 07:32   | 0-0   | 0-0  | 0-0 | 1        | 0  | 1   | 3     | 1  | 0  | 0  | 0  | 0  | 0      | 0  | -4  |
| 30            | Brock Cunningham | 12:08   | 0-0   | 0-0  | 0-0 | 0        | 2  | 2   | 0     | 0  | 0  | 2  | 0  | 1  | 0      | 0  | -12 |
| 21            | Ze'rik Onyema    | 02:53   | 0-1   | 0-0  | 2-2 | 0        | 0  | 0   | 0     | 1  | 2  | 0  | 0  | 0  | 0      | 1  | -2  |
| 2             | Chendall Weaver  | 00:24   | 0-0   | 0-0  | 0-0 | 0        | 0  | 0   | 1     | 0  | 0  | 0  | 0  | 0  | 0      | 0  | -2  |
| Team          |                  |         |       |      |     | 1        | 0  | 1   |       |    | 0  |    | 0  |    |        |    |     |
| <b>Totals</b> |                  |         | 10-29 | 5-16 | 2-2 | 2        | 10 | 12  | 8     | 6  | 27 | 8  | 6  | 2  | 0      | 3  | -18 |

| Shooting By Period |       |        |
|--------------------|-------|--------|
| 2nd FG%            | 10-29 | 34.5%  |
| 3PT%               | 5-16  | 31.3%  |
| FT%                | 2-2   | 100%   |
| GM FG%             | 10-29 | 34.5%  |
| 3PT%               | 5-16  | 31.3%  |
| FT%                | 2-2   | 100.0% |

Dead Ball Rebounds: 0, 0

Technical Fouls::NONE

|                  | UCF                       | TEXAS                      |
|------------------|---------------------------|----------------------------|
| Biggest lead     | 7 (2 <sup>nd</sup> 0:31)  | 15 (2 <sup>nd</sup> 14:30) |
| Best Scoring Run | 10 (2 <sup>nd</sup> 7:21) | 7 (2 <sup>nd</sup> 14:30)  |
| Lead Changes     | 5                         |                            |
| Times Tied       | 1                         |                            |
| Time with Lead   | 03:31                     | 14:34                      |

| Points from   | UCF | TEXAS |
|---------------|-----|-------|
| Turnovers     | 10  | 2     |
| Paint         | 20  | 6     |
| Second Chance | 7   | 3     |
| Fast Breaks   | 7   | 5     |
| Bench         | 14  | 2     |

|       | Period by Period Scoring |     |     |
|-------|--------------------------|-----|-----|
|       | 1st                      | 2nd | TOT |
| UCF   | 32                       | 45  | 77  |
| TEXAS | 44                       | 27  | 71  |



**UCF at Texas**

01/17/24 Moody Center, Austin  
2023-24 Men's Basketball

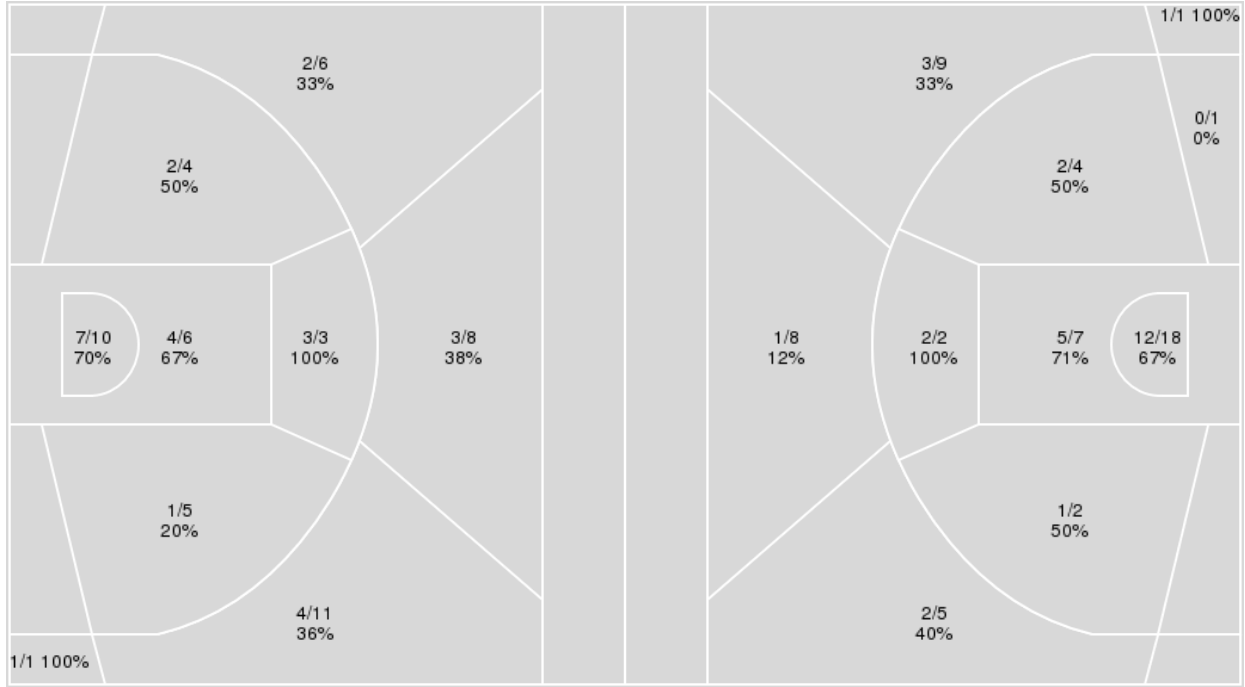
Officials: Kipp Kissinger, Ray Natili, Byron Jarrett

{ Players => All; } FG Types => All; Results => All;

{ Players => All; } FG Types => All; Results => All;

**Texas**

**UCF**



| Texas       | M/A   | %  |
|-------------|-------|----|
| Field Goals | 27/54 | 50 |
| 2 Points    | 17/28 | 61 |
| 3 Points    | 10/26 | 38 |
| Free Throws | 7/12  | 58 |

| UCF         | M/A   | %  |
|-------------|-------|----|
| Field Goals | 29/57 | 51 |
| 2 Points    | 22/34 | 65 |
| 3 Points    | 7/23  | 30 |
| Free Throws | 12/15 | 80 |



**UCF at Texas**

01/17/24 Moody Center, Austin  
2023-24 Men's Basketball

**Game Time:** 7:00 PM  
**Game Duration:** 2:05  
**Attendance:** 11,235

**Officials:** Kipp Kissinger, Ray Natili, Byron Jarrett

**UCF**

| No | Name                | Mins  |       | Score   |         | Points Diff |     | Points per Min |      | Assists |     | Rebounds |     | Steals |     | Turnovers |     |
|----|---------------------|-------|-------|---------|---------|-------------|-----|----------------|------|---------|-----|----------|-----|--------|-----|-----------|-----|
|    |                     | On    | Off   | On      | Off     | On          | Off | On             | Off  | On      | Off | On       | Off | On     | Off | On        | Off |
| 1  | Antwann Jones       | 04:14 | 35:46 | 6 - 7   | 71 - 64 | -1          | 7   | 1.42           | 1.99 | 1       | 13  | 4        | 33  | 2      | 5   | 3         | 12  |
| 2  | Shemarri Allen      | 36:21 | 03:39 | 73 - 62 | 4 - 9   | 11          | -5  | 2.01           | 1.10 | 14      | 0   | 33       | 4   | 6      | 1   | 12        | 3   |
| 3  | Darius Johnson      | 36:28 | 03:32 | 75 - 69 | 2 - 2   | 6           | 0   | 2.06           | 0.57 | 13      | 1   | 33       | 4   | 6      | 1   | 12        | 3   |
| 5  | Omar Payne          | 20:34 | 19:26 | 37 - 35 | 40 - 36 | 2           | 4   | 1.80           | 2.06 | 8       | 6   | 21       | 16  | 5      | 2   | 9         | 6   |
| 11 | Ibrahima Diallo     | 19:02 | 20:58 | 38 - 36 | 39 - 35 | 2           | 4   | 2.00           | 1.86 | 6       | 8   | 15       | 22  | 2      | 5   | 6         | 9   |
| 12 | DeMarr Langford Jr. | 05:40 | 34:20 | 6 - 11  | 71 - 60 | -5          | 11  | 1.06           | 2.07 | 1       | 13  | 6        | 31  | 2      | 5   | 5         | 10  |
| 13 | Marchelus Avery     | 16:34 | 23:26 | 33 - 30 | 44 - 41 | 3           | 3   | 1.99           | 1.88 | 8       | 6   | 15       | 22  | 1      | 6   | 6         | 9   |
| 21 | C.J. Walker         | 26:18 | 13:42 | 49 - 42 | 28 - 29 | 7           | -1  | 1.86           | 2.04 | 9       | 5   | 29       | 8   | 4      | 3   | 10        | 5   |
| 22 | Nils Machowski      | 01:31 | 38:29 | 0 - 0   | 77 - 71 | 0           | 6   | 0.00           | 2.00 | 0       | 14  | 2        | 35  | 0      | 7   | 1         | 14  |
| 24 | Jaylin Sellers      | 33:06 | 06:54 | 68 - 62 | 9 - 9   | 6           | 0   | 2.05           | 1.30 | 10      | 4   | 27       | 10  | 7      | 0   | 11        | 4   |
| 31 | Thierno Sylla       | 00:12 | 39:48 | 0 - 1   | 77 - 70 | -1          | 7   | 0.00           | 1.93 | 0       | 14  | 0        | 37  | 0      | 7   | 0         | 15  |

**Texas**

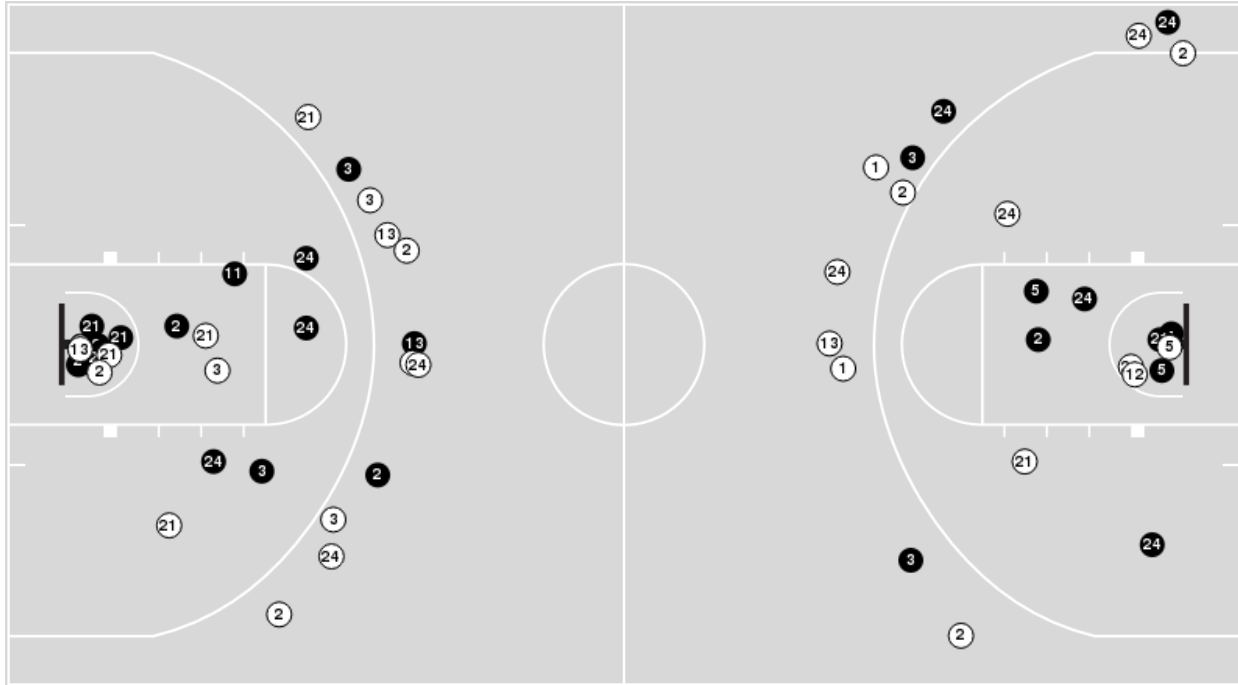
| No | Name             | Mins  |       | Score   |         | Points Diff |     | Points per Min |      | Assists |     | Rebounds |     | Steals |     | Turnovers |     |
|----|------------------|-------|-------|---------|---------|-------------|-----|----------------|------|---------|-----|----------|-----|--------|-----|-----------|-----|
|    |                  | On    | Off   | On      | Off     | On          | Off | On             | Off  | On      | Off | On       | Off | On     | Off | On        | Off |
| 1  | Dylan Disu       | 21:15 | 18:45 | 40 - 43 | 31 - 34 | -3          | -3  | 1.88           | 1.65 | 10      | 7   | 11       | 11  | 6      | 4   | 4         | 7   |
| 2  | Chendall Weaver  | 04:11 | 35:49 | 3 - 11  | 68 - 66 | -8          | 2   | 0.72           | 1.90 | 0       | 17  | 0        | 22  | 1      | 9   | 1         | 10  |
| 3  | Max Abmas        | 38:31 | 01:29 | 69 - 70 | 2 - 7   | -1          | -5  | 1.79           | 1.35 | 17      | 0   | 22       | 0   | 10     | 0   | 10        | 1   |
| 4  | Tyrese Hunter    | 23:50 | 16:10 | 51 - 50 | 20 - 27 | 1           | -7  | 2.14           | 1.24 | 13      | 4   | 12       | 10  | 7      | 3   | 8         | 3   |
| 5  | Kadin Shedrick   | 15:11 | 24:49 | 25 - 25 | 46 - 52 | 0           | -6  | 1.65           | 1.85 | 6       | 11  | 10       | 12  | 2      | 8   | 7         | 4   |
| 9  | Ithiel Horton    | 37:24 | 02:36 | 68 - 71 | 3 - 6   | -3          | -3  | 1.82           | 1.15 | 16      | 1   | 22       | 0   | 10     | 0   | 10        | 1   |
| 21 | Ze'rik Onyema    | 06:14 | 33:46 | 13 - 15 | 58 - 62 | -2          | -4  | 2.09           | 1.72 | 3       | 14  | 2        | 20  | 2      | 8   | 0         | 11  |
| 23 | Dillon Mitchell  | 34:50 | 05:10 | 62 - 69 | 9 - 8   | -7          | 1   | 1.78           | 1.74 | 14      | 3   | 20       | 2   | 8      | 2   | 9         | 2   |
| 30 | Brock Cunningham | 18:34 | 21:26 | 24 - 31 | 47 - 46 | -7          | 1   | 1.29           | 2.19 | 6       | 11  | 11       | 11  | 4      | 6   | 6         | 5   |



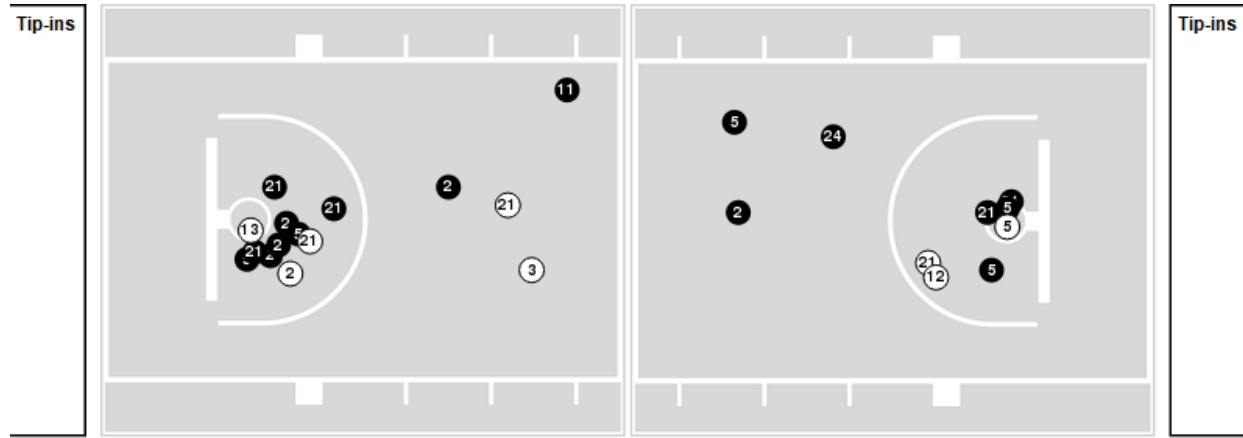
Players => AllFG Types=>AllResults=>All

**UCF**

**All Field Goals**



**Blow Up Chart**



**N** Made    **O** Missed    **N** - Player Number

| UCF         | M/A   | %  |
|-------------|-------|----|
| Field Goals | 29/57 | 51 |
| 2 Points    | 22/34 | 65 |
| 3 Points    | 7/23  | 30 |
| Free Throws | 12/15 | 80 |

| UCF                  | M/A          | %   |
|----------------------|--------------|-----|
| Points in the Paint  | 34 (17 / 25) | 68  |
| Fast Break Points    | 12 (5/5)     | 100 |
| Second Chance Points | 15 (7/11)    | 64  |
| Effective FG%        | 57           |     |

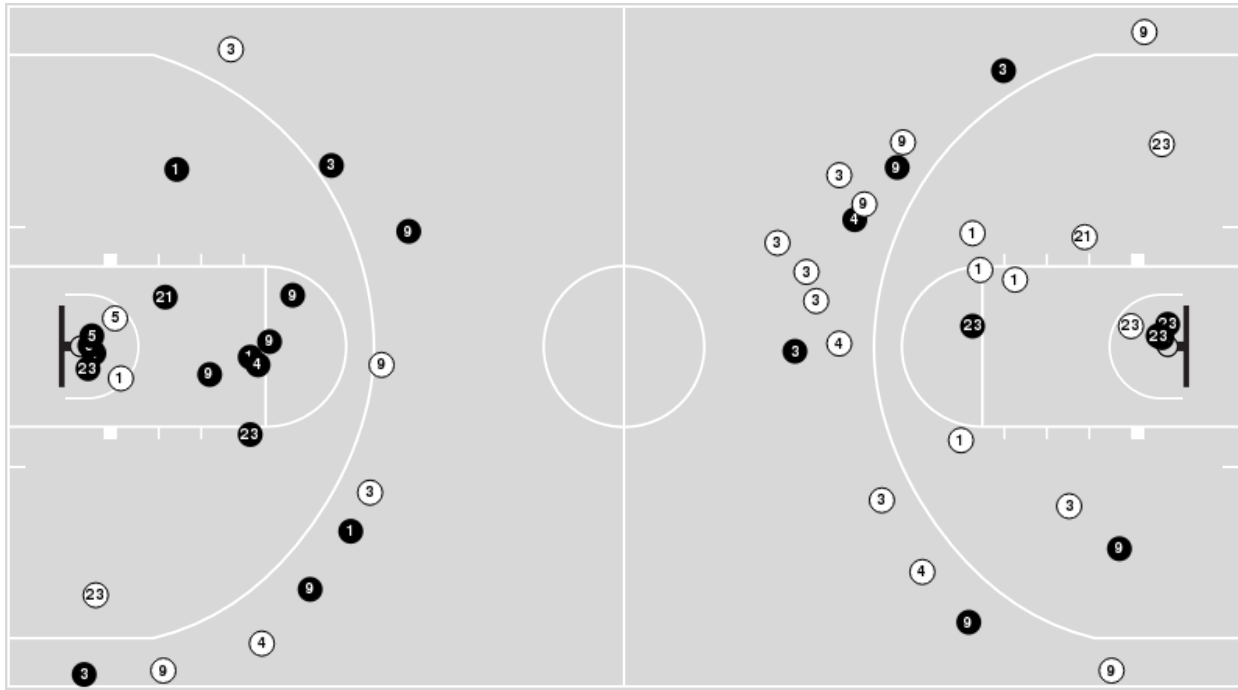




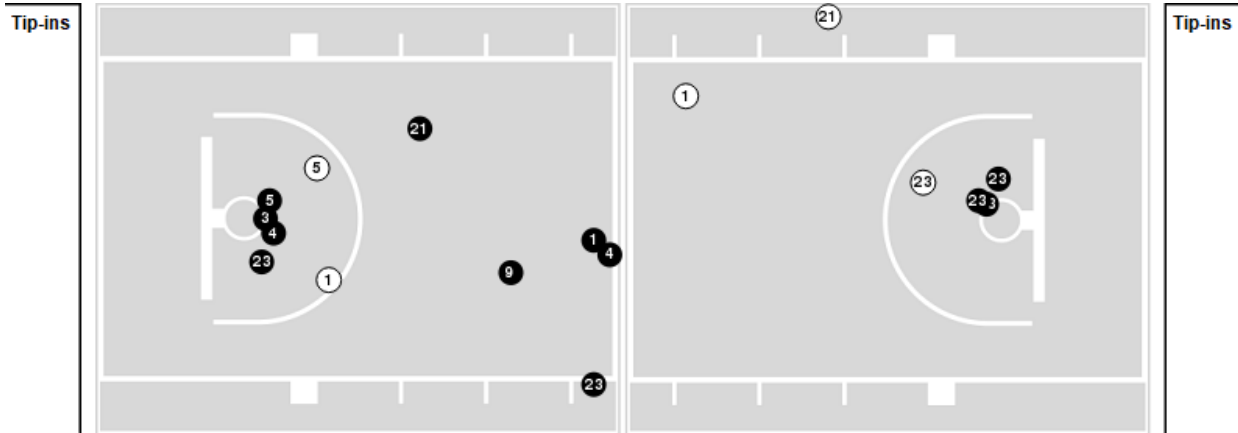
Players => AllFG Types=>AllResults=>All

**Texas**

**All Field Goals**



**Blow Up Chart**



● Made ○ Missed N - Player Number

| Texas       | M/A   | %  |
|-------------|-------|----|
| Field Goals | 27/54 | 50 |
| 2 Points    | 17/28 | 61 |
| 3 Points    | 10/26 | 38 |
| Free Throws | 7/12  | 58 |

| Texas                | M/A          | %  |
|----------------------|--------------|----|
| Points in the Paint  | 22 (11 / 16) | 69 |
| Fast Break Points    | 11 (5/8)     | 62 |
| Second Chance Points | 5 (2/3)      | 67 |
| Effective FG%        | 59           |    |



**UCF at Texas**

01/17/24 Moody Center, Austin  
2023-24 Men's Basketball

**Game Time:** 7:00 PM  
**Game Duration:** 2:05  
**Attendance:** 11,235

**Officials:** Kipp Kissinger, Ray Natili, Byron Jarrett

**UCF**

| Lineup   | Quarter On | Time On | Quarter Off | Time Off | Time on Court | Score | Score Diff | Reb | Stl | Tov | Ass | PPP    |
|--|------------|---------|-------------|----------|---------------|-------|------------|-----|-----|-----|-----|--------|
| 2- Allen S/ 3- Johnson D/ 11- Diallo I/ 13- Avery M/ 21- Walker C/         | 1          | 20:00   | 1           | 17:34    | 02:26         | 2-9   | -7         | 1   | 0   | 1   | 1   | 0.5000 |
| 2- Allen S/ 3- Johnson D/ 5- Payne O/ 21- Walker C/ 24- Sellers J/         | 1          | 17:34   | 1           | 16:26    | 01:08         | 0-2   | -2         | 0   | 0   | 1   | 0   | 0.0000 |
| 3- Johnson D/ 5- Payne O/ 12- Langford Jr. D/ 21- Walker C/ 24- Sellers J/ | 1          | 16:26   | 1           | 15:12    | 01:14         | 0-3   | -3         | 2   | 0   | 2   | 0   | 0.0000 |
| 3- Johnson D/ 5- Payne O/ 12- Langford Jr. D/ 24- Sellers J/ 31- Sylla T/  | 1          | 15:12   | 1           | 15:00    | 00:12         | 0-1   | -1         | 0   | 0   | 0   | 0   | 0.0000 |
| 1- Jones A/ 3- Johnson D/ 5- Payne O/ 12- Langford Jr. D/ 24- Sellers J/   | 1          | 15:00   | 1           | 12:47    | 02:13         | 4-5   | -1         | 2   | 1   | 1   | 0   | 1.0000 |
| 1- Jones A/ 2- Allen S/ 5- Payne O/ 12- Langford Jr. D/ 24- Sellers J/     | 1          | 12:47   | 1           | 10:46    | 02:01         | 2-2   | 0          | 2   | 1   | 2   | 1   | 0.5000 |
| 2- Allen S/ 11- Diallo I/ 13- Avery M/ 21- Walker C/ 22- Machowski N/      | 1          | 10:46   | 1           | 09:15    | 01:31         | 0-0   | 0          | 2   | 0   | 1   | 0   | 0.0000 |
| 2- Allen S/ 3- Johnson D/ 11- Diallo I/ 13- Avery M/ 21- Walker C/         | 1          | 09:15   | 1           | 08:28    | 00:47         | 2-0   | 2          | 2   | 0   | 1   | 1   | 1.3889 |
| 2- Allen S/ 3- Johnson D/ 11- Diallo I/ 13- Avery M/ 24- Sellers J/        | 1          | 08:28   | 1           | 03:38    | 04:50         | 16-12 | 4          | 2   | 1   | 1   | 2   | 2.0305 |
| 2- Allen S/ 3- Johnson D/ 5- Payne O/ 21- Walker C/ 24- Sellers J/         | 1          | 03:38   | 1           | 02:01    | 01:37         | 4-5   | -1         | 1   | 0   | 1   | 0   | 1.3889 |
| 2- Allen S/ 3- Johnson D/ 5- Payne O/ 13- Avery M/ 24- Sellers J/          | 1          | 02:01   | 1           | 01:08    | 00:53         | 2-1   | 1          | 0   | 0   | 0   | 1   | 2.0000 |
| 2- Allen S/ 3- Johnson D/ 11- Diallo I/ 13- Avery M/ 24- Sellers J/        | 1          | 01:08   | 2           | 20:00    | 01:08         | 0-4   | -4         | 0   | 0   | 0   | 0   | 0.0000 |
| 2- Allen S/ 3- Johnson D/ 11- Diallo I/ 21- Walker C/ 24- Sellers J/       | 2          | 20:00   | 2           | 17:05    | 02:55         | 6-4   | 2          | 3   | 0   | 0   | 1   | 1.2000 |
| 2- Allen S/ 3- Johnson D/ 5- Payne O/ 21- Walker C/ 24- Sellers J/         | 2          | 17:05   | 2           | 14:16    | 02:49         | 4-7   | -3         | 4   | 0   | 0   | 1   | 0.8000 |
| 2- Allen S/ 3- Johnson D/ 11- Diallo I/ 21- Walker C/ 24- Sellers J/       | 2          | 14:16   | 2           | 14:16    | 00:00         | 0-0   | 0          | 0   | 0   | 0   | 0   | 0.0000 |
| 2- Allen S/ 3- Johnson D/ 11- Diallo I/ 13- Avery M/ 24- Sellers J/        | 2          | 14:16   | 2           | 11:51    | 02:25         | 4-4   | 0          | 2   | 0   | 1   | 1   | 1.1628 |
| 2- Allen S/ 3- Johnson D/ 5- Payne O/ 13- Avery M/ 21- Walker C/           | 2          | 11:51   | 2           | 09:41    | 02:10         | 5-0   | 5          | 5   | 0   | 1   | 2   | 1.2500 |
| 2- Allen S/ 3- Johnson D/ 5- Payne O/ 21- Walker C/ 24- Sellers J/         | 2          | 09:41   | 2           | 03:24    | 06:17         | 16-9  | 7          | 5   | 3   | 1   | 3   | 1.4870 |
| 2- Allen S/ 3- Johnson D/ 11- Diallo I/ 21- Walker C/ 24- Sellers J/       | 2          | 03:24   | 2           | 00:39    | 02:45         | 6-0   | 6          | 3   | 1   | 1   | 0   | 1.5000 |
| 2- Allen S/ 3- Johnson D/ 13- Avery M/ 21- Walker C/ 24- Sellers J/        | 2          | 00:39   | 2           | 00:31    | 00:07         | 0-0   | 0          | 0   | 0   | 0   | 0   | 0.0000 |
| 2- Allen S/ 3- Johnson D/ 11- Diallo I/ 21- Walker C/ 24- Sellers J/       | 2          | 00:31   | 2           | 00:16    | 00:14         | 2-3   | -1         | 0   | 0   | 0   | 0   | 2.2727 |
| 2- Allen S/ 3- Johnson D/ 13- Avery M/ 21- Walker C/ 24- Sellers J/        | 2          | 00:16   | 2           | 00:00    | 00:16         | 2-0   | 2          | 1   | 0   | 0   | 0   | 2.2727 |



**UCF at Texas**

01/17/24 Moody Center, Austin  
2023-24 Men's Basketball

**Game Time:** 7:00 PM  
**Game Duration:** 2:05  
**Attendance:** 11,235

**Officials:** Kipp Kissinger, Ray Natili, Byron Jarrett

**Texas**

| Lineup  | Quarter On | Time On | Quarter Off | Time Off | Time on Court | Score | Score Diff | Reb | Stl | Tov | Ass | PPP    |
|---|------------|---------|-------------|----------|---------------|-------|------------|-----|-----|-----|-----|--------|
| 1- Disu D/3- Abmas M/4- Hunter T/9- Horton I/23- Mitchell D/          | 1          | 20:00   | 1           | 13:16    | 06:44         | 20-6  | 14         | 5   | 4   | 1   | 4   | 1.8382 |
| 3- Abmas M/4- Hunter T/5- Shedrick K/9- Horton I/30- Cunningham B/    | 1          | 13:16   | 1           | 10:46    | 02:30         | 2-2   | 0          | 1   | 2   | 2   | 1   | 0.4000 |
| 2- Weaver C/3- Abmas M/5- Shedrick K/23- Mitchell D/30- Cunningham B/ | 1          | 10:46   | 1           | 09:15    | 01:31         | 0-0   | 0          | 0   | 0   | 0   | 0   | 0.0000 |
| 1- Disu D/2- Weaver C/3- Abmas M/9- Horton I/23- Mitchell D/          | 1          | 09:15   | 1           | 08:28    | 00:47         | 1-2   | -1         | 0   | 1   | 0   | 0   | 0.5319 |
| 1- Disu D/2- Weaver C/4- Hunter T/9- Horton I/23- Mitchell D/         | 1          | 08:28   | 1           | 06:59    | 01:29         | 2-7   | -5         | 0   | 0   | 1   | 0   | 1.0000 |
| 1- Disu D/3- Abmas M/4- Hunter T/9- Horton I/21- Onyema Z/            | 1          | 06:59   | 1           | 04:19    | 02:40         | 7-6   | 1          | 1   | 0   | 0   | 2   | 1.7500 |
| 3- Abmas M/4- Hunter T/9- Horton I/21- Onyema Z/23- Mitchell D/       | 1          | 04:19   | 1           | 03:38    | 00:41         | 2-3   | -1         | 0   | 1   | 0   | 0   | 2.0000 |
| 3- Abmas M/4- Hunter T/5- Shedrick K/9- Horton I/23- Mitchell D/      | 1          | 03:38   | 1           | 02:25    | 01:13         | 3-4   | -1         | 0   | 0   | 0   | 1   | 1.2931 |
| 3- Abmas M/5- Shedrick K/9- Horton I/23- Mitchell D/30- Cunningham B/ | 1          | 02:25   | 2           | 20:00    | 02:25         | 7-2   | 5          | 3   | 0   | 1   | 1   | 2.1084 |
| 1- Disu D/3- Abmas M/4- Hunter T/9- Horton I/23- Mitchell D/          | 2          | 20:00   | 2           | 17:05    | 02:55         | 4-6   | -2         | 2   | 0   | 0   | 2   | 1.0000 |
| 3- Abmas M/4- Hunter T/5- Shedrick K/9- Horton I/23- Mitchell D/      | 2          | 17:05   | 2           | 14:47    | 02:18         | 5-2   | 3          | 2   | 0   | 0   | 1   | 1.2500 |
| 3- Abmas M/5- Shedrick K/9- Horton I/23- Mitchell D/30- Cunningham B/ | 2          | 14:47   | 2           | 14:16    | 00:31         | 2-2   | 0          | 1   | 0   | 0   | 0   | 2.0000 |
| 1- Disu D/3- Abmas M/9- Horton I/23- Mitchell D/30- Cunningham B/     | 2          | 14:16   | 2           | 13:24    | 00:52         | 0-1   | -1         | 1   | 0   | 0   | 0   | 0.0000 |
| 3- Abmas M/9- Horton I/21- Onyema Z/23- Mitchell D/30- Cunningham B/  | 2          | 13:24   | 2           | 10:31    | 02:53         | 4-6   | -2         | 1   | 1   | 0   | 1   | 1.0309 |
| 1- Disu D/3- Abmas M/9- Horton I/23- Mitchell D/30- Cunningham B/     | 2          | 10:31   | 2           | 09:41    | 00:50         | 0-2   | -2         | 0   | 0   | 0   | 0   | 0.0000 |
| 1- Disu D/3- Abmas M/4- Hunter T/23- Mitchell D/30- Cunningham B/     | 2          | 09:41   | 2           | 08:49    | 00:52         | 3-3   | 0          | 0   | 0   | 0   | 1   | 1.5000 |
| 3- Abmas M/4- Hunter T/5- Shedrick K/23- Mitchell D/30- Cunningham B/ | 2          | 08:49   | 2           | 08:36    | 00:13         | 0-3   | -3         | 0   | 0   | 1   | 0   | 0.0000 |
| 3- Abmas M/4- Hunter T/5- Shedrick K/9- Horton I/23- Mitchell D/      | 2          | 08:36   | 2           | 06:21    | 02:15         | 3-8   | -5         | 1   | 0   | 3   | 1   | 0.7500 |
| 3- Abmas M/5- Shedrick K/9- Horton I/23- Mitchell D/30- Cunningham B/ | 2          | 06:21   | 2           | 04:06    | 02:15         | 3-2   | 1          | 2   | 0   | 0   | 1   | 1.0000 |
| 1- Disu D/3- Abmas M/9- Horton I/23- Mitchell D/30- Cunningham B/     | 2          | 04:06   | 2           | 00:39    | 03:27         | 0-6   | -6         | 1   | 1   | 2   | 0   | 0.0000 |
| 1- Disu D/2- Weaver C/3- Abmas M/9- Horton I/23- Mitchell D/          | 2          | 00:39   | 2           | 00:31    | 00:07         | 0-0   | 0          | 0   | 0   | 0   | 0   | 0.0000 |
| 1- Disu D/3- Abmas M/9- Horton I/23- Mitchell D/30- Cunningham B/     | 2          | 00:31   | 2           | 00:16    | 00:14         | 3-2   | 1          | 1   | 0   | 0   | 1   | 3.0000 |
| 1- Disu D/2- Weaver C/3- Abmas M/9- Horton I/23- Mitchell D/          | 2          | 00:16   | 2           | 00:00    | 00:16         | 0-2   | -2         | 0   | 0   | 0   | 0   | 0.0000 |



**UCF at Texas**

01/17/24 Moody Center, Austin  
2023-24 Men's Basketball

**Game Time:** 7:00 PM  
**Game Duration:** 2:05  
**Attendance:** 11,235

**Officials:** Kipp Kissinger, Ray Natili, Byron Jarrett

**UCF**

| Lineup   | Time  | Score | Score Diff | Pts/Min | Reb | Stl | Tov | Ass | PPP    |
|--|-------|-------|------------|---------|-----|-----|-----|-----|--------|
| 2- Allen S/ 3- Johnson D/ 5- Payne O/ 21- Walker C/ 24- Sellers J/         | 11:51 | 24-23 | 1          | 2.0253  | 10  | 3   | 3   | 4   | 1.1628 |
| 2- Allen S/ 3- Johnson D/ 11- Diallo I/ 13- Avery M/ 24- Sellers J/        | 08:23 | 20-20 | 0          | 2.3857  | 4   | 1   | 2   | 3   | 1.5015 |
| 2- Allen S/ 3- Johnson D/ 11- Diallo I/ 21- Walker C/ 24- Sellers J/       | 05:54 | 14-7  | 7          | 2.3669  | 6   | 1   | 1   | 1   | 1.4170 |
| 2- Allen S/ 3- Johnson D/ 11- Diallo I/ 13- Avery M/ 21- Walker C/         | 03:13 | 4-9   | -5         | 1.2435  | 3   | 0   | 2   | 2   | 0.7353 |
| 1- Jones A/ 3- Johnson D/ 5- Payne O/ 12- Langford Jr. D/ 24- Sellers J/   | 02:13 | 4-5   | -1         | 1.8045  | 2   | 1   | 1   | 0   | 1.0000 |
| 2- Allen S/ 3- Johnson D/ 5- Payne O/ 13- Avery M/ 21- Walker C/           | 02:10 | 5-0   | 5          | 2.3077  | 5   | 0   | 1   | 2   | 1.2500 |
| 1- Jones A/ 2- Allen S/ 5- Payne O/ 12- Langford Jr. D/ 24- Sellers J/     | 02:01 | 2-2   | 0          | 0.9917  | 2   | 1   | 2   | 1   | 0.5000 |
| 2- Allen S/ 11- Diallo I/ 13- Avery M/ 21- Walker C/ 22- Machowski N/      | 01:31 | 0-0   | 0          | 0.0000  | 2   | 0   | 1   | 0   | 0.0000 |
| 3- Johnson D/ 5- Payne O/ 12- Langford Jr. D/ 21- Walker C/ 24- Sellers J/ | 01:14 | 0-3   | -3         | 0.0000  | 2   | 0   | 2   | 0   | 0.0000 |
| 2- Allen S/ 3- Johnson D/ 5- Payne O/ 13- Avery M/ 24- Sellers J/          | 00:53 | 2-1   | 1          | 2.2642  | 0   | 0   | 0   | 1   | 2.0000 |
| 2- Allen S/ 3- Johnson D/ 13- Avery M/ 21- Walker C/ 24- Sellers J/        | 00:24 | 2-0   | 2          | 4.9793  | 1   | 0   | 0   | 0   | 2.2727 |
| 3- Johnson D/ 5- Payne O/ 12- Langford Jr. D/ 24- Sellers J/ 31- Sylla T/  | 00:12 | 0-1   | -1         | 0.0000  | 0   | 0   | 0   | 0   | 0.0000 |



**UCF at Texas**

01/17/24 Moody Center, Austin  
2023-24 Men's Basketball

**Game Time:** 7:00 PM  
**Game Duration:** 2:05  
**Attendance:** 11,235

**Officials:** Kipp Kissinger, Ray Natili, Byron Jarrett

**Texas**

| Lineup  | Time  | Score | Score Diff | Pts/Min | Reb | Stl | Tov | Ass | PPP    |
|---|-------|-------|------------|---------|-----|-----|-----|-----|--------|
| 1- Disu D/ 3- Abmas M/ 4- Hunter T/ 9- Horton I/ 23- Mitchell D/          | 09:39 | 24-12 | 12         | 2.4870  | 7   | 4   | 1   | 6   | 1.6129 |
| 3- Abmas M/ 4- Hunter T/ 5- Shedrick K/ 9- Horton I/ 23- Mitchell D/      | 05:46 | 11-14 | -3         | 1.9075  | 3   | 0   | 3   | 3   | 1.0659 |
| 1- Disu D/ 3- Abmas M/ 9- Horton I/ 23- Mitchell D/ 30- Cunningham B/     | 05:23 | 3-11  | -8         | 0.5557  | 3   | 1   | 2   | 1   | 0.3000 |
| 3- Abmas M/ 5- Shedrick K/ 9- Horton I/ 23- Mitchell D/ 30- Cunningham B/ | 05:11 | 12-6  | 6          | 2.3151  | 6   | 0   | 1   | 2   | 1.6393 |
| 3- Abmas M/ 9- Horton I/ 21- Onyema Z/ 23- Mitchell D/ 30- Cunningham B/  | 02:53 | 4-6   | -2         | 1.3873  | 1   | 1   | 0   | 1   | 1.0309 |
| 1- Disu D/ 3- Abmas M/ 4- Hunter T/ 9- Horton I/ 21- Onyema Z/            | 02:40 | 7-6   | 1          | 2.6250  | 1   | 0   | 0   | 2   | 1.7500 |
| 3- Abmas M/ 4- Hunter T/ 5- Shedrick K/ 9- Horton I/ 30- Cunningham B/    | 02:30 | 2-2   | 0          | 0.8000  | 1   | 2   | 2   | 1   | 0.4000 |
| 2- Weaver C/ 3- Abmas M/ 5- Shedrick K/ 23- Mitchell D/ 30- Cunningham B/ | 01:31 | 0-0   | 0          | 0.0000  | 0   | 0   | 0   | 0   | 0.0000 |
| 1- Disu D/ 2- Weaver C/ 4- Hunter T/ 9- Horton I/ 23- Mitchell D/         | 01:29 | 2-7   | -5         | 1.3483  | 0   | 0   | 1   | 0   | 1.0000 |
| 1- Disu D/ 2- Weaver C/ 3- Abmas M/ 9- Horton I/ 23- Mitchell D/          | 01:11 | 1-4   | -3         | 0.8439  | 0   | 1   | 0   | 0   | 0.3472 |
| 1- Disu D/ 3- Abmas M/ 4- Hunter T/ 23- Mitchell D/ 30- Cunningham B/     | 00:52 | 3-3   | 0          | 3.4615  | 0   | 0   | 0   | 1   | 1.5000 |
| 3- Abmas M/ 4- Hunter T/ 9- Horton I/ 21- Onyema Z/ 23- Mitchell D/       | 00:41 | 2-3   | -1         | 2.9268  | 0   | 1   | 0   | 0   | 2.0000 |
| 3- Abmas M/ 4- Hunter T/ 5- Shedrick K/ 23- Mitchell D/ 30- Cunningham B/ | 00:13 | 0-3   | -3         | 0.0000  | 0   | 0   | 1   | 0   | 0.0000 |