



KNIGHTS

MEN'S BASKETBALL



GAME 19 | SATURDAY, JANUARY 27, 2024 | 7 P.M.

12-6 OVERALL	3-3 BIG 12	67 NET RANKING	UCF at C	13-6 OVERALL	2-4 BIG 12	37 NET RANKING
Johnny Dawkins HEAD COACH / DUKE, 1986	143-93 AT UCF, 8TH SEASON	299-208 OVERALL, 16TH SEASON		Les Miller HEAD COACH / UNC, 2007	54-34 AT CINCINNATI, 3RD SEASON	239-169 OVERALL, 13TH SEASON
UCF KNIGHTS ESPN BPI - 53 KenPom - 69			Cincinnati, Ohio Fifth Third Arena (12,012)	CINCINNATI BEARCATS ESPN BPI - 26 KenPom - 32		

SCHEDULE & RESULTS

Overall Record: 12-6

Big 12 Conference: 3-3 | Non-Conference: 9-3

Home: 9-3 | Away: 1-3 | Neutral: 2-0

Nov. 6	FIU	ESPN+	W, 85-62
Nov. 10	at #13/13 Miami	ACCNX	L, 88-72
Nov. 16	Cal St. Fullerton	ESPN+	W, 72-44
Nov. 19	vs. South Dakota State*	PassThaBall Live	W, 83-80
Nov. 20	vs. Charlotte*	PassThaBall Live	W, 74-71 (OT)
Nov. 26	Stetson	ESPN+	L, 85-82
Dec. 2	Lipscomb	ESPN+	W, 72-57
Dec. 6	Jacksonville	ESPN+	W, 94-52
Dec. 10	Ole Miss	ESPN+	L, 70-68
Dec. 18	Maine	ESPN+	W, 74-51
Dec. 21	Florida A&M	ESPN+	W, 69-56
Dec. 29	Bethune-Cookman	ESPN+	W, 98-54
Jan. 6	at Kansas State*	ESPN2	L, 77-52
Jan. 10	#3/3 Kansas*	ESPN+	W, 65-60
Jan. 13	#18/17 BYU*	ESPN+	L, 63-58
Jan. 17	at Texas*	Longhorn Network	W, 77-71
Jan. 20	at #5/5 Houston*	ESPN+	L, 57-42
Jan. 23	West Virginia*	ESPN+	W, 72-59
Jan. 27	at Cincinnati*	ESPN+	7 p.m.
Jan. 31	#15/14 Baylor*	ESPN+	7 p.m.
Feb. 3	#11/13 Oklahoma*	ESPN+	4 p.m.
Feb. 10	at #20/21 Texas Tech*	ESPN+	4 p.m.
Feb. 13	at #21/19 BYU*	ESPN+	9 p.m.
Feb. 17	Cincinnati*	ESPN+	4 p.m.
Feb. 20	at West Virginia*	ESPN2/ESPNU	7 p.m.
Feb. 24	#20/21 Texas Tech*	ESPN+	4 p.m.
Feb. 28	at Oklahoma State*	ESPN+	8 p.m.
Mar. 2	#23/18 Iowa State*	ESPN+	4 p.m.
Mar. 6	#4/4 Houston*	ESPN+	7 p.m.
Mar. 9	at TCU*	ESPN+	5 p.m.
Mar. 12-16	2024 Phillips 66 Big 12 Men's Basketball Championship		

* - Jacksonville Classic - hosted in St. Augustine, Fla.

* - Big 12 Conference contest

Home games are in bold

Rankings listed are AP/Coaches polls

All times Eastern

SOCIAL KNIGHTS

- Twitter/X @UCF_MBB
- Instagram @UCF.MBB
- Facebook /UCFMensBasketball
- UCF Athletics (Twitter/X) @UCFKnights
- Hashtags #ChargeOn
- Website www.ucfknights.com

BROADCAST INFORMATION

Media	Channel	PxP	Analyst
TV	Big 12 Now on ESPN+	Eric Rothman	B.J. Taylor
Radio	FM 96.9 The Game	Marc Daniels	-

SERIES AT A GLANCE

Overall	Cincinnati leads 15-5
In Cincinnati	Cincinnati leads 7-1
Last Meeting	Feb. 19, 2023; Cincinnati won 73-71

UCFACTS - KNIGHT NOTES

CHASING WIN NO. 300

UCF head coach Johnny Dawkins is chasing his 300th career victory, needing just one more win to reach the mark. Once hitting the milestone, Dawkins will join a group of 79 other active DI head coaches who have achieved 300 or more. He will become the sixth current Big 12 Conference head coach to reach the milestone.

COUNTRY ROADS CLOSED

- The Knights earned a 13-point victory over West Virginia on Jan. 23, putting UCF at 3-3 in conference play. UCF never trailed against the Mountaineers, the first occurrence in Big 12 play. It was also the first Big 12 game that the Knights haven't trailed at halftime or been down by double digits.
- Ibrahima Diallo earned his second double-double in 10 days, posting 14 points and 12 rebounds while rejecting four shots.
- Shemarri Allen had four steals in the contest, extending his steal streak to eight games. His effort led to him cracking into the top five in steals per game in the Big 12 and in the nation's top 75 with an average of 1.94. As a team, UCF snatched 10 steals, the seventh time this season with double-digit thefts.

IBRAHIMA IS HIM

- Ibrahima Diallo has been a key piece to both sides of the ball for UCF all season, but has been making his mark recently in Big 12 play. He recorded two double-doubles in a span of 10 days, posting 11 points and 19 rebounds against No. 18/17 BYU on Jan. 13 before scoring 14 points and 12 rebounds on Jan. 23 against West Virginia. He is up to three double-doubles on the season. The BYU game was just Diallo's second start for the Knights, earning his first start against No. 3 Kansas.
- Through six games in Big 12 play, Diallo is the team's fourth-leading scorer and top rebound collector, averaging 7.2 and 8.3, respectively. He also has 11 blocks across the six league games UCF has played in.
- Diallo is the only player in the Big 12 this season with two blocks per game or better. (See "Big 12 Block Party" for more.)

BIG 12 BLOCK PARTY

- As a team, UCF is approaching a top-10 national ranking in blocks per game, currently sitting 12th with 5.6 per game.
- According to KenPom, the Knights rank third in the nation in block percentage with a mark of 16.6%, which is the amount of blocked shots divided by the amount of two-point attempts an opponent takes.
- Ibrahima Diallo is currently averaging 2.11 blocks per game which stands as the top mark in the Big 12 and 25th nationally. He retook the conference's blocks per game lead on Jan. 2 after leading the league from Nov. 17-Dec. 29. Diallo has led the Knights in blocked shots in 12 games thus far and has six games with three or more blocks.
- Diallo is ranked as KenPom's No. 4 player in block percentage with a clip of 13.2%. He boasts six games with three+ blocks.
- Omar Payne has averaged 1.28 blocks per game, a mark that ranks eighth in the Big 12 with 23 total blocks. He has two games with three blocks, including UCF's conference opener at Kansas State on Jan. 6, 2024.

TAKING DOWN TEXAS

- UCF earned its first Big 12 road league win with a 77-71 win at Texas, one that saw the Knights come from down 12 at halftime, 15 in the second half, and 16 in the first. The 12 point deficit was the most UCF had trailed at halftime this season, and the 44 points allowed in the first half were the most UCF had allowed to an opponent in the first half this season.
- UCF finished the game with a 31-12 run over the final 12 minutes, including a 10-0 run in a two-minute span to help mount the comeback. The Knights finished the game with their highest field-goal percentage in a game this season at 50.9%.
- Led by Jaylin Sellers' 24 points, the Knights had five players score double digit points for the second time this season. Shemarri Allen had 17, Darius Johnson had 11 while C.J. Walker and Omar Payne had 10 each.

LAST GAME'S STARTING FIVE

	GP-GS	Pts.	Reb.	Ast.	FG%	3P%	FT%
3 Darius Johnson	18-17	13.2	2.9	3.4	.396	.371	.800
<i>JR-G 71 assists away from a tie of 10th on UCF's career assists list</i>							
24 Jaylin Sellers	18-17	17.1	4.4	1.1	.430	.275	.854
<i>JR-G Earned fifth 20+ point game of season with 24 at Texas</i>							
2 Shemarri Allen	18-17	7.2	4.1	2.6	.371	.226	.600
<i>5TH-G Had four steals vs. WVU, extending his steal streak to eight games</i>							
21 C.J. Walker	8-5	6.9	5.0	0.9	.333	.143	.652
<i>5TH-F Tallied 10 points and collected a team-high nine rebounds at Texas</i>							
11 Ibrahima Diallo	18-5	6.6	6.8	0.6	.569	-	.571
<i>5TH-F Has two double-doubles in a span of 10 days (1/13 & 1/23)</i>							



UCF, NOT CENTRAL FLORIDA

A warm Sunshine State hello to all our new conference-mates in the Big 12 and to others we may not have crossed paths with before. The 2023-24 season is our first in our new conference, and we'd like to make sure we are referred to correctly on all accounts. Please refer to the University of Central Florida as UCF, not Central Florida, on all references. Also, it is not "Golden Knights," instead, we are simply known as the "Knights."

TEAM COMPARISON

Big 12	Nat'l	Value	Stat Category	Value	Nat'l	Big 12
12	230	72.7	Points per Game	78.2	85	7
3	22	64.3	Scoring Defense	66.9	71	7
11	80	+8.4	Scoring Margin	+11.2	42	8
13	315	41.3	Field Goal %	45.0	168	9
5	26	39.8	Opponent Field Goal %	41.3	76	8
14	296	30.9	3-Point %	33.5	199	11
10	229	6.9	3-Point Makes per Game	7.4	191	8
11	168	33.0	Opponent 3-Point %	31.9	104	8
10	215	70.4	Free Throw %	67.6	293	12
4	37	40.11	Rebounds per Game	41.58	12	2
3	29	13.28	Offensive Rebounds per Game	14.00	12	2
7	38	+6.1	Rebound Margin	+10.0	9	1
14	271	12.1	Assists per Game	16.0	43	5
11	253	13.0	Turnovers per Game	11.5	123	6
3	25	15.44	Turnovers Forced per Game	12.16	187	12
14	284	0.93	Assist-to-Turnover Ratio	1.39	61	6
4	25	9.1	Steals per Game	6.3	217	11
1	12	5.6	Blocks per Game	4.3	78	6

bold & italic indicates top 50 national ranking - updated to include all games through Thur., Jan. 25

RECORD BY STARTING LINEUP

GUARD	GUARD	GUARD/FWD	FORWARD	FORWARD	RECORD/PPG
Johnson	Sellers	Allen	Langford Jr.	Payne	4-2 / 74.7
Johnson	Sellers	Allen	Sylla	Payne	3-2 / 80.2
Johnson	Sellers	Avery	Sylla	Payne	1-0 / 72.0
Langford Jr.	Sellers	Allen	Sylla	Payne	1-0 / 74.0
Johnson	Sellers	Allen	Walker	Diallo	2-2 / 59.3
Johnson	Allen	Avery	Walker	Diallo	1-0 / 77.0

PPG represents points scored by UCF in games with starting lineup, not the starters' combined stats

CONSECUTIVE STARTS

Player	Active UCF Streak	Longest UCF Streak	Longest Career Streak
Shemarri Allen	11	11	25
Darius Johnson	8	24	24
C.J. Walker	5	13	13
Ibrahima Diallo	5	5	39
Jaylin Sellers	2	15	45
Marchelus Avery	0	1	5
Omar Payne	0	13	13
Thierno Sylla	0	7	7
DeMarr Langford Jr.	0	3	25
Antwann Jones	0	0	2

**indicates active longest career streak*

SERIES INFORMATION

Total Meetings	20
Series	Cincinnati leads 15-5
in Orlando / Cincinnati / Neutral	4-7 / 1-7 / 0-1
Last Meeting	Feb. 19, 2023; Cincinnati won 73-71 in Orlando
Last UCF Win	Feb. 23, 2022; 75-61
Last Home Win	Feb. 23, 2022; 75-61
Last Road Win	Feb. 19, 2020; 89-87 (20T)
Last Neutral Win	N/A
Last Loss	Feb. 19, 2023; 73-71 in Orlando
Last Home Loss	Feb. 19, 2023; 73-71
Last Road Loss	Feb. 4, 2023; 73-64
Last Neutral Loss	Mar. 13, 2014; 61-58
Largest Margin of Victory	14; Feb. 23, 2022; 75-61
Largest Margin of Defeat	37; Feb. 6, 2018; 77-40
Streak	Cincinnati, W2

Date	Previous 10 Meetings		Result
	H/A/N	W/L	
Feb. 19, 2023	H	L	73-71
Feb. 4, 2023	A	L	73-64
Feb. 23, 2022	H	W	75-61
Feb. 14, 2021	A	L	69-68
Dec. 22, 2020	H	W	75-70
Feb. 19, 2020	A	W	89-87 (20T)
Jan. 11, 2020	H	L	68-54
Mar. 7, 2019	H	W	58-55
Feb. 21, 2019	A	L	60-55
Feb. 6, 2018	A	L	77-40

UCFACTS - KNIGHT NOTES (CONT.)

- The Knights only led for 3:31 of the game, but found a way to win in the end, taking the lead for the final time at 69-68.

COACH DAWKINS - ONE OF ONE

- UCF's Johnny Dawkins is the only Big 12 Conference head coach to play in the NBA and be a first round draft pick. BYU's Mark Pope joins Dawkins as the only other Big 12 head coach to play in the Association.
- Dawkins was honored as the Naismith College Player of the Year in 1986 and is the only current head coach in NCAA Division I who has won the award. There are two former winners of the honor that served as head coaches as Patrick Ewing (1985 winner) was the Georgetown head coach from 2017-2023 while Danny Manning (1988 winner) was the head coach at Tulsa from 2012-14 and Wake Forest from 2014-20 and is now an associate head coach at Louisville.
- Dawkins is one of 13 coaches in the Power 5 and Big East who played in the NBA and is one of just five coaches who averaged double-digit points while in The Association. Dawkins averaged 11.1 points per game in nine seasons.

COMEBACK KIDS

- UCF's two wins in Big 12 Conference play have been via the comeback, trailing by 16 to both No. 3 Kansas and Texas.
- The Knights have led for a total of 19:53 in their four halves of winning ball games, leading Kansas at home for a total of 16:22 and Texas for 3:31 on the road. There were nine lead changes in the two games UCF has won in Big 12 play.
- UCF did not lead at halftime in any of its first five Big 12 games and trailed by double digits at some point during each contest, but came back to erase two of those and nearly a third, pulling within a point late against BYU.
- The Knights shot 46.4% in the second half compared to 32.0% in the first, a 14.4% difference, in their first four Big 12 games.

FILLING ADDITION FINANCIAL

- The Knights' first three home games in Big 12 Conference play all fall somewhere into the top 12 in attendance in Addition Financial Arena's history. The building opened in the fall of 2007.
- UCF's Big 12 Conference home opener against Kansas was a sellout, just the second in the arena's history for a UCF men's basketball game. The other occurrence was during the 2017 NIT when UCF hosted Illinois in front of 10,011.
- The Knights' game versus the Jayhawks was announced as a sellout on Dec. 5, 2023 and was the third-highest attended game in the arena's history, at 9,469 fans. Just days later, 9,137 fans filled the stands versus BYU, the 10th-highest attended game. UCF's third home game in Big 12 league play drew 8,882, the 12th-highest attended game in program history.

CROSSING THE COUGARS AGAIN

- UCF and Houston met for the 34th time on Jan. 20, but for the first time as members of the Big 12 Conference. The Cougars earned a 57-42 victory, but the Knights defense made a statement, holding Houston to its second lowest points and field goal percentage in a game this season to that point.
- The two sides first met in the 2005-06 season in Conference USA, the Knights' first year in the league. The pair then went to the American Athletic Conference in 2013-14 and departed together this past offseason for the Big 12.
- The Black and Gold have now lost eight straight to Houston; the last win UCF earned spoiled College Gameday for the Cougars as the Knights pulled off the 69-64 upset on Mar. 2, 2019, helping propel them into the 2018-19 NCAA Tournament.
- The Knights nearly toppled the Cougars in Houston last season, leading on multiple occasions midway through the second half, but couldn't top the nation's then-third ranked team in the country.

DEFENSE IS A HABIT

- According to ESPN's BPI, UCF currently has the nation's fifth-strongest defense and the sixth best according to KenPom.
- UCF teams under Dawkins have traditionally been outstanding defensively, finishing ranked in the top 50 nationally in scoring defense in four of his seven seasons, including two top 10 finishes, finishing sixth in 2016-17 and third in 2017-18.
- The Knights have never finished a season under Dawkins with opponents averaging north of 70 points and have improved upon their scoring defense ranking each season since 2020-21.
- Last season, UCF was ranked top 50 in multiple defensive categories, ranking 29th in opponent three-point percentage (30.7%), 38th in turnovers forced per game (14.82) and 47th in scoring defense (65.5).
- UCF held opponents to 60 points or less in five straight contests at one point during the 2022-23 season. It was a historic streak, marking the first time in Dawkins' 15-year coaching career that any of his teams accomplished the feat. Prior to the Knights' historic streak, the last time UCF had accomplished the feat of holding teams to less than 60 points in five straight games was during 2003-04, which was part of a 14-game winning streak that helped fuel an NCAA Tournament run.
- Since Dawkins' first season as the Knights' head coach in 2016-17, UCF has improved upon their steals per game each season, averaging 4.0 that first campaign to 7.7 at the end of last season, and climbing even higher this go-around.

TURNOVER TIME

- UCF is currently averaging 15.44 forced turnovers per game, a mark that is ranked 25th in the nation and third in the Big 12. The mark stands as the best in the Dawkins era, topping the previous best of 14.82 achieved last season. A big part of the Knights' turnovers forced have been their steals per game, averaging nearly 10 per game at 9.0, a top 30 mark in the nation.
- UCF has forced 20 or more turnovers in four games, 15 or more in nine and forced double-digit turnovers in all but two.
- KenPom has UCF's defense listed as 21st in the nation in turnover percentage with a 21.8% clip, which indicates that nearly one of every four Knight possessions stems from a turnover. (Calculated by turnovers divided by possessions)
- The Black and Gold forced 26 turnovers against Bethune-Cookman on Dec. 29, 2023, a season high and the highest of the Dawkins era. UCF nabbed 16 steals against FIU on opening night, the first time the Knights recorded 16 steals since facing Cincinnati on Feb. 19, 2020.

DANCIN' DEFENSE

- UCF's defense is posting remarkable numbers so far in 2023-24, numbers that haven't been seen since the team's 2018-19 NCAA Tournament run. The Knights earned their first NCAA Tournament victory that season, a 73-58 win over VCU. The defensive numbers of that run stack up closely with those of this season's team. A direct comparison to a few key categories are below, with the national ranking in parentheses while bold italics indicates a top 25 national mark.

Season	Scoring Defense	Opponent FG%	TOs Forced p/gm.	Steals p/gm.	Blocks p/gm.
2018-19	64.5 (27th)	39.4 (11th)	12.15 (255th)	5.7 (244th)	4.5 (35th)
2023-24	64.3 (22nd)	39.8 (36th)	15.44 (25th)	9.1 (25th)	5.6 (12th)

GO DJ, THAT'S OUR DJ

- Darius Johnson has been an offensive maestro when it comes to helping his team score. The junior point guard has tallied three or more assists in all but three of UCF's games this season and tallied his 200th career assist earlier this year against Miami (Nov. 10 2023). Johnson recorded 106 of his now 257 assists last season in 25 games played, a 4.24 assist per game mark.
- Johnson is 11 assists away from a tie of 10th place on UCF's career assists leaderboard, a spot currently held by Daiquan Walker (2012-16) who recorded 268. The all-time assists leader at UCF is Sinua Phillips (1990-94) who tallied 531.

QUICK FACTS

UCF INFORMATION

Location	Orlando, Fla.
Founded	1963
Enrollment	68,442
Nickname	Knights
Colors	Black and Gold
Conference	Big 12 Conference
University President	Alexander Cartwright
Director of Athletics	Terry Mohajir
Athletics Phone	(407) 823-2261
Ticket Office Phone	(407) 823-1000

ADDITION FINANCIAL ARENA

Capacity	10,000
Year Opened	Fall 2007
Press Row Phone	(954) 531-4322

BASKETBALL HISTORY

First Year of Basketball	1969-70 (55th season)
First Year in Division I	1984-85 (40th season)
First Year in Big 12	2023-24 (1st season)
All-Time Record	840-681/893-681*
NCAA Tournaments/Last	Five/2019

* 2008-09 (17-14), 2009-10 (15-17), 2010-11 (21-12) victories vacated due to NCAA sanctions

2023-24 TEAM INFORMATION

2022-23 Record	19-15
Conference Record/Finish	8-10/7th
Home Record	11-6
Road Record	5-7
Neutral Record	3-2
Conference Tournament	Quarterfinals
Postseason	NIT Second Round
Starters Returning/Lost	1/4
Total Returning/Lost	7/9
Newcomers	10

STRATEGIC COMMUNICATIONS

Primary Contact	Ken Landis
Cell Phone	(954) 531-4322
Email	klandis@athletics.ucf.edu
Secondary Contact	Ryan Ladika
Email	rladika@athletics.ucf.edu
Mailing Address	Roth Athletics Center 4192 North Orion Blvd. Orlando, FL 32816 www.UCFKnights.com
Website	www.UCFKnights.com
Twitter	@UCF_MBB
Instagram	UCF.MBB
Facebook	/UCFMensBasketball

CONFERENCE AFFILIATION HISTORY

	Independent 1984-90		Atlantic Sun 1993-05
	American South 1990-91		Conference USA 2005-13
	Sun Belt 1991-92		American Athletic 2013-23
	Independent 1992-93		Big 12 2023-present

UCFACTS - KNIGHT NOTES (CONT.)

- Johnson had a stretch of 10 games where he shot 48% on 52 three-point attempts, which came to an end after not making a three-pointer against Houston on Jan. 20. Overall, Johnson made at least two three-pointers in those 10 games and had strung together 12 straight games with at least one three. The 10-game surge boosted his season three-point percentage to 39.5%.
- Johnson scored a career-high 25 points on Nov. 20, 2023 against Charlotte and later matched that total four games later against Ole Miss on 12/10/23. He has scored double digit points in 14 games thus far and boasts eight games with 15+ points.

SELLERS DOESN'T NEED TO BUY BUCKETS

- Jaylin Sellers has been one of the nation's most prolific scorers to begin 2023-24, averaging 17.1 points per game which is fourth in the Big 12. He led the Big 12 in scoring from Nov. 27-Dec. 18.
- Sellers recorded his fifth 20-point game this season when UCF visited Texas, his first since his career-high 34-point outing against Stetson on Nov. 26. He registered six 20-point outings in 62 career games with Ball State and has five so far this season with the Knights. The 34 points against Stetson were the first 30+ scoring game of his career.
- His 34 points scored against Stetson were the most by a Knight since Brandon Mahan had 32 points against No. 15 Florida State on Dec. 19, 2020. Since then, only C.J. Kelly (Jan. 4, 2023 at ECU) and Ithiel Horton (Jan. 11, 2023 vs. Memphis) had reached the 30-point threshold.
- Sellers scored 15 points or more in UCF's first eight games of the season and scored double-digit points in the first 12 games. The last UCF newcomer to score double digits in their first 12 games was Aubrey Dawkins, who helped lead the Knights to an NCAA Tournament appearance in 2018-19. Dawkins went on to score 10+ points in 18 consecutive contests to begin his redshirt junior campaign and tallied 20 or more points on four occasions during the streak.
- Sellers' efforts against Charlotte and Stetson earned a nod as the Big 12 Conference's Co-Newcomer of the Week on Nov. 27. He averaged 26.5 points, pulling in 7.0 rebounds and shooting 59.4% from the field and 46.2% from the three-point arc.
- Sellers scored 23 points in his UCF debut in the season opener. He followed that with a 22-point, 11-rebound double-double at Miami. His first two games as a Knight were eerily similar to that of UCF's 2023 NBA Draft first-round pick Taylor Hendricks, who scored 23 points in the 2022-23 opener and had a 16-point, 12-rebound double-double in his second game.

WALKER SPRINTING BACK

- After missing 37 straight UCF games due to injury, C.J. Walker made his return to the court on Dec. 21, 2023 against Florida A&M and has been thriving since. He missed the final 27 games of 2022-23 and the first 10 of the current campaign.
- Walker has two double-digit scoring performances this season, including a near double-double with 10 points and nine rebounds against Texas (Jan. 17, 2024), less than a month after his return. The other double-digit performance was in his second game back against Bethune-Cookman (Dec. 29, 2023), registering 10 points, five rebounds and three assists. Prior to that game, Walker hadn't had a double-digit scoring effort since Mar. 6, 2022 at Tulsa.
- Walker made his return to the starting lineup in UCF's game versus Kansas for the first time since March 11, 2022, against Memphis. He finished the contest leading the team in blocks with three while scoring seven points in 29:45 on the floor.

PROTECTING HOME COURT

- UCF has made a habit of protecting Addition Financial Arena under head coach Johnny Dawkins, going 91-30 at home.
- Dawkins has won seven of eight season-opening contests, stringing together six consecutive to begin his Knights career. UCF is now 7-1 in home openers under Dawkins after the FIU win this year. The Knights are 12-2 in home openers played inside Addition Financial Arena and 25-12 in home openers in the DI era. The 23-point victory over FIU was the second-highest margin of victory on opening night, just one point shy of the Knights' 80-56 win over Nicholls in 2016. UCF boasts 44, 42, 28, and 23 point wins at home this year, beating Bethune-Cookman, Jacksonville, Cal St. Fullerton and Maine, respectively.

WE BELONG - BEATING NO. 3 KANSAS

- In his Jan. 4 press conference ahead of UCF's Big 12 Conference slate, head coach Johnny Dawkins relayed the message to his players and the media that "we belong" in the team's new conference. He and his team proved it six days later, beating No. 3 Kansas 65-60 in UCF's first league game at home as part of the Big 12.
- The win was highest-ranked team that UCF had beat in its history, topping the program's victory over No. 4 UConn in 2011. It was just the team's second win over a top-five team. The victory snapped a streak of eight losses to ranked foes, with the most recent an 86-74 win at No. 15 Florida state on Dec. 19, 2020.
- UCF turned Kansas over 18 times in the game, which was the second straight game and third time on the year the Jayhawks coughed up a season high in giveaways. UCF forced 30 turnovers in its first two Big 12 games.
- The 60 points the Knights held Kansas to were the second fewest UCF has allowed to a top-three opponent, the other occurrence was 59 against No. 2 Florida on Dec. 4, 2003. Additionally, the 23 points the Black and Gold allowed in the second half were the fewest to that point in the season. Kansas only made seven field goals in the second half, the fewest since they only made six against Texas on March 5, 2022.
- Jaylin Sellers made four threes in the game, the first time a Knight made at least four threes in a game against a ranked opponent since Darin Green Jr. had four against No. 7 Houston on Jan. 29, 2022.
- The Knights trailed by 16 at Mar Hoop in the contest, comparing similarly to their last win against a Big 12 team, beating Oklahoma State in the Baha Mar Hoops Bahamas Championship semifinals last season when they erased a 17-point deficit to win 60-56 in overtime.
- UCF's win over No. 3 Kansas was a part of a 24-hour overhaul of the top three, as No. 1 Purdue, No. 2 Houston and Kansas all lost within a day of each other.

DAWKINS VS. KANSAS, BILL SELF

- With UCF's Jan. 10 victory over No. 3 Kansas, Knights' head coach Johnny Dawkins is 4-0 against Kansas (two wins as a player, two as a coach) and 4-0 against Bill Self (two wins as a head coach, two as an assistant).
- Dawkins first encountered Kansas in his senior year at Duke in the 1985-86 season. The Blue Devils beat the Jayhawks just five games into the season and later met in the 1986 National Semifinal. Dawkins led Duke with 24 points, helping lift the Blue Devils to a 71-67 victory and a trip to the championship game. He finished the semifinal game shooting 11-of-17 from the floor while playing 38 minutes.
- The next two meetings against Kansas came at two different stops. At the helm of Stanford, Dawkins led the Cardinal to an NCAA Tournament Second Round 60-57 victory at the hands of a Bill Self led Kansas team, advancing to the Sweet 16. Dawkins' fourth meeting against Kansas and fourth meeting against Self was Jan. 10 in UCF's 65-60 win over the Jayhawks.
- The first two meetings against Self came with Dawkins as an assistant coach at his alma mater under Mike Krzyzewski. The Blue Devils bested Self as a head coach at Tulsa in the 1999 NCAA Tournament, downing the Golden Hurricane 97-56 in the Second Round. Two seasons later, Self crossed paths with the pair of Duke legends on Nov. 28, 2000 in a top-10 matchup. The duo of top-ranked Blue Devils got the best of No. 9 Illinois in a 78-77 thriller.

STRENGTH IN NUMBERS

- UCF's bench has been a contributing factor to its success this season, outscoring opponents by a total margin of 154 points and holding the scoring edge in 12 games.
- The Knights' bench averages 25.72 points per game, a mark that is 61st nationally and fifth in the Big 12 Conference.
- Marchelus Avery, who has come off the bench in 14 of 16 games he's played, is the team's third-leading scorer.

BIG 12 CONFERENCE



Standings	Big 12		Overall					Streak
	W-L	Pct.	W-L	Pct.	H	A	N	
Texas Tech	4-1	.800	15-3	.833	11-0	1-2	3-1	W1
Houston	4-2	.667	17-2	.895	11-0	2-2	4-0	W3
Kansas	4-2	.667	16-3	.842	10-0	2-2	4-1	W1
Iowa State	4-2	.667	15-4	.789	12-0	2-2	1-2	W2
Kansas State	4-2	.667	14-5	.737	11-1	2-2	1-2	L1
Baylor	3-2	.600	14-4	.778	10-0	1-2	3-2	L2
Oklahoma	3-3	.500	15-4	.833	11-0	1-2	3-1	W2
TCU	3-3	.500	14-5	.737	9-1	3-2	2-2	W1
Texas	3-3	.500	14-5	.737	10-2	2-2	2-1	W2
UCF	3-3	.500	12-6	.667	9-3	1-3	2-0	W1
BYU	2-4	.333	14-5	.737	11-2	1-3	2-0	L2
Cincinnati	2-4	.333	13-6	.684	11-2	2-3	0-1	L2
West Virginia	2-4	.333	7-12	.389	7-5	0-3	0-4	L1
Oklahoma State	0-6	.000	8-11	.421	7-5	0-4	1-2	L6

Standings updated with completed games through Thurs., Jan. 25

Preseason Coaches Poll

1. Kansas (12).....	168
2. Houston (2).....	153
3. Texas.....	143
4. Baylor.....	137
5. TCU.....	113
6. Kansas State.....	106
7. Iowa State.....	95
8. Texas Tech.....	80
9. West Virginia.....	70
10. Oklahoma State.....	57
11. Cincinnati.....	55
12. Oklahoma.....	54
13. BYU.....	29
14. UCF.....	14

Preseason Player of the Year

Hunter Dickinson, C, Sr., Kansas

Honorable Mention

Jalen Bridges, Baylor
 RayJ Dennis, Baylor
 Ja'Kobe Walter, Baylor
 Jamal Shead, Houston
 Kevin McCullar Jr., Kansas
 Arthur Kaluma, Kansas State
 Tylor Perry, Kansas State
 Dylan Disu, Texas
 Tyrese Hunter, Texas
 Dillon Mitchell, Texas
 Jesse Edwards, West Virginia
listed alphabetically by school

Preseason Newcomer of the Year

Hunter Dickinson, C, Sr., Kansas

Preseason Freshman of the Year

Ja'Kobe Walter, F, Baylor

Preseason All-Big 12 Team

L.J. Cryer, G, Sr., Houston
 Hunter Dickinson, C, Sr., Kansas
 Dejuan Harris Jr., G, Kansas
 Emanuel Miller, F, Sr., TCU
 Max Abmams, G, Gr., Texas

Weekly Honors

Week	Player of the Week	Newcomer of the Week
Week 1	Ja'Kobe Walter, Baylor, G, Fr.	Hunter Dickinson, Kansas, C, Sr.
Week 2	Hunter Dickinson, Kansas, C, Sr.	Hunter Dickinson, Kansas, C, Sr.
Week 3	Kevin McCullar Jr., KU, G, Gr.	Jaylin Sellers, UCF, G, Jr.
Week 4	Emanuel Miller, TCU, F, Sr.	RayJ Dennis, Baylor, G, Sr.
Week 5	Arthur Kaluma, Kansas State, F, Jr.	Chance McMillian, Texas Tech, G, Sr.
Week 6	Micah Peavy, TCU, G, Sr.	Keshon Gilbert, Iowa State, G, Jr.
Week 7	Raequan Battle, West Virginia, G, Gr.	Max Abmas, Texas, G, Gr.
Week 8	Raequan Battle, West Virginia, G, Gr.	Raequan Battle, West Virginia, G, Gr.
Week 9	Pop Isaacs, Texas Tech, G, So.	Keshon Gilbert, Iowa State, G, Jr.
Week 10	Hunter Dickinson, Kansas, C, Sr.	Hunter Dickinson, Kansas, C, Sr.
Week 11	Emanuel Miller, TCU, F, Sr.	Max Abmas, Texas, G, Gr.
Week 12	Jamal Shead, Houston, G, Sr.	Arthur Kaluma, Kansas State, F, Jr.
Week 13		
Week 14		
Week 15		
Week 16		
Week 17		

UCFACTS - KNIGHT NOTES (CONT.)

TOUGH AS NAILS

- Thirteen of the top 14 teams in remaining strength of schedule, according to ESPN's BPI, belong to the Big 12 Conference.
- UCF has the sixth-toughest remaining strength of schedule in the nation.

RANKED MATCHUPS ON TAP

- After already facing four ranked opponents in 2023-24, including a win over No. 3 Kansas, the Knights are set to face six more ranked opponents across seven contests, according to the Week 12 AP and Coaches polls. Additionally, Ole Miss and Texas were receiving votes when they met UCF.
- UCF snapped its streak of seven straight losses to ranked foes with the 65-60 win over No. 3 Kansas on Jan. 10; the most recent win before that was an 86-74 win in Tallahassee over No. 15 Florida State on Dec. 19, 2020.
- As it stands now, the Knights will have 11 games against foes in the top 25 at season's end. That would set the UCF record for most games against ranked opponents in a season, topping the nine games during the 2013-14 campaign. Other years with a high number of ranked foes include seven in 2017-18 and five in the 2018-19 season.
- The ranked foes remaining, according to the AP poll, are: No. 4 Houston, No. 11 Oklahoma, No. 15 Baylor, No. 20 Texas Tech (twice), No. 21 BYU and No. 23 Iowa State. Additionally, TCU is receiving votes in both polls.
- The Big 12 Conference leads the country with seven teams ranked in the latest AP Poll for the ninth consecutive week. The eight ranked teams last week was a Big 12 record.
- Twenty percent of the AP Poll's Preseason Top 25 was on the Knights' schedule heading into 2023-24 as five opponents were featured in the preseason rankings while an additional two were receiving votes. (No. 1 Kansas, No. 7 Houston, No. 13 Miami, No. 18 Texas and No. 20 Baylor.)

NON-CONFERENCE SLATE COMPLETE

- The Knights finished their non-conference schedule with a record of 9-3, the sixth time in seven seasons (not counting the COVID-19 affected 2020-21 season) under Dawkins with nine or more non-conference victories. It's the fifth season finishing with exactly nine non-conference wins.
- UCF's defense shone in non-conference play, holding opponents to 64.2 points per game, a mark that ranked 35th in the nation. Additionally, UCF was top 50 in the nation in turnovers forced p/gm. (17.08; 10th), blocks p/gm. (5.6; 15th in the nation), field goal percentage defense (38.6%; 20th), steals p/gm. (9.8; 21st), offensive rebounds p/gm. (13.58; 29th), free throw attempts p/gm. (23.9; 30th), total rebounds p/gm. (40.92; 36th) and free throws made p/gm. (16.5; 46th).
- The Black and Gold's average scoring margin in the non-conference slate was 14.4 with a victory margin of 21.5.

STAYED IN THE SUNSHINE STATE

- For the first time in program history, the Knights didn't leave the state of Florida during their non-conference schedule.
- UCF left home just twice in the 2023-24 non-conference slate, visiting No. 13 Miami on Nov. 10 and taking part in the Jacksonville Classic in St. Augustine, Florida, where it faced South Dakota State and Charlotte.
- The Knights had a total of nine home contests in the non-conference schedule and hosted five in-state foes.

BEATING FLORIDA FOES

- UCF has found success against in-state opponents under head coach Johnny Dawkins, going 26-10 against teams from Florida since his arrival. UCF finished its non-conference slate with a record of 4-2 against Sunshine State opponents this year, beating FIU, Jacksonville, Florida A&M and Bethune-Cookman. The Knights finished 3-3 against Florida foes last season with wins over Florida, Florida State and Stetson.
- The Knights opened the season with back-to-back in-state opponents, defeating FIU 85-62 and traveling to then No. 13 Miami with an 88-72 final in favor of the Hurricanes. In total, UCF will faced teams from the state of Florida this season.
- Prior to the season's start, UCF had already beat Florida, Florida State, Miami, Stetson, South Florida, Jacksonville and Bethune-Cookman under Johnny Dawkins' run through the state. FIU and Florida A&M were added to that list this season.

ANTWANN'S DEBUT

- Fifth year transfer guard Antwann Jones made his UCF debut in the team's contest against Ole Miss on 12/10/23, playing in nearly 16 minutes, scoring three points while tallying four rebounds and three assists. The three assists were tied for the team lead on the evening. Jones was previously with Louisiana (2021-22), Creighton (2020-21) and Memphis (2018-19).

SYLLA WAS SWISHING!

- Sophomore forward Thierno Sylla had a breakout game against Jacksonville on 12/6, scoring 20 points and hauling in 11 rebounds and added two blocked shots and an assist. The points, rebounds, field goals made (seven) and attempted (11), as well as free throws made (four) and attempted (five) were all career highs.

BRACKETOLOGY

- As of ESPN's Joe Lunardi's Jan. 2 bracketology, UCF has either faced or will face a total of 10 teams slated to be in the NCAA Tournament this season. They are Houston (1-Seed), Kansas (1-Seed), BYU (3-Seed), Baylor (5-Seed), Oklahoma (5-Seed), Ole Miss (8-Seed), Iowa State (9-Seed), Miami (9-Seed), Texas (11-Seed, last four in) and South Dakota State (16-Seed). Additionally, four more Big 12 teams were listed on the bubble, as Kansas State, TCU and Texas Tech were categorized as first four out while Cincinnati was listed as one of the next four out.
- Nine teams on UCF's 2023-24 schedule made the 2022-23 NCAA Tournament with seven of the nine winning at least one

NATIONALLY RANKED KNIGHTS

Jaylin Sellers	Value	NCAA Rk.	Big 12 Rk.	Omar Payne	Value	NCAA Rk.	Big 12 Rk.
Category				Category			
Points per Game	171	119	4	Blocks	23	162	8
Points	308	168	6	Blocks per Game	1.28	145	8
Field Goal Percentage	43.0	297	10				
Field Goals	99	285	8	Darius Johnson			
Field Goal Attempts	230	216	7	Category	Value	NCAA Rk.	Big 12 Rk.
Free Throw Percentage	85.4	79	2	Assists per Game	3.4	247	18
Free Throws	82	78	3	Assists	62	270	18
Free Throw Attempts	96	130	3	Steals per Game	1.78	109	7
Minutes per Game	31:44	308	13	Steals	32	130	9
				Free Throw Percentage	80.0	209	11
				Minutes per Game	32:12	257	10
Ibrahima Diallo							
Category	Value	NCAA Rk.	Big 12 Rk.	Shemarri Allen			
Blocks	38	31	1	Category	Value	NCAA Rk.	Big 12 Rk.
Blocks per Game	2.11	25	1	Steals per Game	1.94	71	5
Offensive Reb. per Game	2.50	135	9	Steals	35	81	5
Rebounds per Game	6.8	205	8				

updated to include all games through Thurs., Jan. 25





POLLS & RANKINGS

AP POLL			COACHES POLL		
Week 12 - Jan. 22			Week 12 - Jan. 22		
Rk.	Team (1st Votes)	Record Pts.	Rk.	Team (1st Votes)	Record Pts.
1	UConn (44)	17-2 1508	1	UConn (24)	17-2 791
2	Purdue (17)	17-2 1472	2	Purdue (8)	17-2 769
3	North Carolina	15-3 1391	3	North Carolina	15-3 734
4	Houston	16-2 1309	4	Houston	16-2 678
5	Tennessee	14-4 1237	5	Tennessee	14-4 671
6	Kentucky	14-3 1205	T6	Kentucky	14-3 609
7	Kansas	15-3 1157	T6	Auburn	16-2 609
8	Auburn	16-2 1094	8	Kansas	15-3 576
9	Arizona	14-4 1060	9	Arizona	14-4 528
10	Illinois	14-4 862	10	Wisconsin	14-4 480
11	Oklahoma	15-3 849	11	Illinois	14-4 437
12	Duke	13-4 832	12	Duke	13-4 421
13	Wisconsin	14-4 801	13	Oklahoma	15-3 401
14	Marquette	13-5 747	14	Baylor	14-4 362
15	Baylor	14-4 645	15	Marquette	13-5 360
16	Dayton	15-2 546	16	Creighton	14-5 299
17	Creighton	14-5 505	17	Dayton	15-2 277
18	Utah State	17-2 381	18	Iowa State	14-4 220
19	Memphis	15-4 329	19	BYU	14-4 181
20	Texas Tech	15-3 304	20	Utah State	17-2 176
21	BYU	14-4 294	21	Texas Tech	15-3 148
22	Florida Atlantic	15-4 290	22	Memphis	15-4 130
23	Iowa State	14-4 253	23	Colorado State	15-3 119
24	Colorado State	15-3 214	24	Florida Atlantic	15-4 101
25	New Mexico	16-3 177	25	New Mexico	16-3 54

RECEIVING VOTES: Seton Hall 84, San Diego St. 64, **Kansas St 39**, Alabama 30, **TCU 27**, **Ole Miss 25**, Princeton 21, Utah 20, **Texas 16**, Boise St. 9, Florida 6, Gonzaga 6, Grand Canyon 5, Michigan St. 3, Saint Mary's 2, NC State 1, San Francisco 1, Indiana St 1, Samford 1, McNeese St. 1, Colorado 1
** UCF opponents listed in bold italics.*

RECEIVING VOTES: San Diego State 43; Alabama 43; Seton Hall 33; Gonzaga 30; **TCU 26**; **Texas 18**; Clemson 15; **Kansas State 14**; Princeton 13; Utah 10; Saint Mary's 6; Boise State 5; Indiana State 4; Grand Canyon 4; **Ole Miss 2**; James Madison 2; Michigan State 1

UCFACTS - KNIGHT NOTES (CONT.)

tournament game. They are Miami (Final Four), Kansas State (Elite Eight), Texas (Elite Eight), Houston (Sweet 16), Kansas (Second Rd.), Baylor (Second Rd.), TCU (Second Rd.), West Virginia (First Rd.) and Iowa State (First Rd.).

BUCKETS IN BUNCHES

- UCF's streak of eight consecutive games of scoring 72 or more points in each contest to start a season was snapped after scoring 68 against Ole Miss on Dec. 10. The Knights averaged 79.2 points per game over the streak to start the 2023-24 campaign, which averaged 7.7 points per contest better than the 71.5 posted last season.
- The last time a UCF team began the first eight games of a season with 72 or more points scored in each game was during the 1979-80 season, a year in which the Knights went 24-4 and made a run to the Division II NCAA Tournament Sweet 16. That team pieced together 17 straight 72+ point outings to begin the year and averaged 101.2 points per game on the run.
- The 72+ point streak was the longest under Dawkins, besting a previous run of five in a row in the 2019-20 season.

DEFENDING DECEMBER

- UCF is 38-12 in the month of December under Johnny Dawkins, never losing more than two games in any December while he has been at the helm. Two of Dawkins' five victories over top-25 teams at UCF have come in the month of December.
- The Black and Gold are 29-4 at home in December during Dawkins' tenure.
- The Knights have averaged 72.2 points per game in December under Dawkins while holding foes to just 61.3 points per game, a double-digit margin of 10.9 points per contest.

EVERY'S TRANSFER WAIVER APPROVED

- Marchelus Avery, who arrived at UCF over the offseason from New Mexico State, had his NCAA transfer waiver approved on Nov. 15, making him eligible to play in the team's Nov. 16 contest against Cal St. Fullerton.
- After sitting out for the team's first two games, Avery made an instant impact, scoring nine points and collecting four rebounds and an assist in 14 minutes on the floor. He followed up his debut with 22 points and a career-high four three-point makes against South Dakota St. on Nov. 19.

JACKSONVILLE CLASSIC CHAMPS

- UCF earned a pair of hard-fought victories at the Jacksonville Classic hosted in St. Augustine, Fla., fending off a late South Dakota State rally to win 83-80 and then overcoming a deficit of eight in the second half and erasing a six-point deficit with just 1:14 remaining in overtime to power to a 74-71 victory over Charlotte. Darius Johnson was named tournament MVP.
- The trip was the Knights' last road trip in non-conference play, as they won't hit the road until their Big 12 Conference opener at Kansas State on Jan. 6.
- The Knights have earned three non-conference tournament titles under head coach Johnny Dawkins. Last season, UCF won the Baha Mar Hoops Bahamas Championship with a 60-56 overtime victory over Oklahoma State and a 57-50 win over Santa Clara. The Knights were winners of the Myrtle Beach Invitational during the 2018-19 campaign, beating Cal St. Fullerton, Saint Joseph's and Western Kentucky.
- The Jacksonville Classic was hosted by Flagler, whose court is dubbed Clark Family Court after former UCF great Bo Clark who played with the Knights from 1975-80. He came to talk with the team prior to the tournament's start and attended both games. Clark still leads the Black and Gold in all-time points, scoring average, field goals made and attempted and free throws made and is eighth in assists and 10th in steals. His number, 23, is retired high above Addition Financial Arena.

TALL GUYS

- UCF ranks as the 73rd tallest team in the country when counting players that have played in a game, according to KenPom.com and is ranked 28th in effective height and 19th at the center position. "Effective height" according to KenPom is the average of the center and power forward position.
- All of UCF's forwards are 6'7" or taller and three of them measure 6'10" or higher (Ibrahima Diallo, 7'0"; Thierno Sylla, 6'11"; Omar Payne, 6'10").

NEW KIDS ON THE BLOCK MAKE AN IMMEDIATE IMPACT OPENING NIGHT

- Ten of the 13 Knights who saw minutes against FIU were making their debuts for UCF. The newcomers combined for 61 points, 12 assists, and 31 rebounds. Of the 10 who made their Knight debuts, eight were not on the roster last season while the other two redshirted with the Black and Gold last season.
- UCF was one of just 16 teams in NCAA Division I with a completely different starting five in the 2023-24 season opener when compared to the 2022-23 starting five. Darius Johnson was the lone returner from the previous year to be in the starting lineup in 2023-24, but he missed the 2022-23 opener with an injury.

KNIGHTS WORLDWIDE

- UCF is one of 13 teams in NCAA Division I that has six or more countries represented on the 2023-24 roster.
- Outside of the 12 players on the roster from the U.S., the Knights have a player from Lithuania, Senegal, Thailand, Germany and Guinea. Overall, four continents are represented on this year's squad (North America, 12; Africa, 2; Europe, 2; Asia, 1)
- Arizona, Hawaii and Portland lead the nation with the most diverse rosters, having eight countries represented. UCLA and

UCF WEEK-BY-WEEK

	AP	COACHES	NET	ESPN BPI	KENPOM	RECORD
Preseason	NR	NR	-	49	72	0-0
Week 2	NR	NR	-	48	73	1-1
Week 3	NR	NR	-	47	64	3-1
Week 4	NR	NR	-	59	78	4-2
Week 5	NR	NR	112	66	79	5-2
Week 6	NR	NR	83	58	75	6-3
Week 7	NR	NR	84	57	80	6-3
Week 8	NR	NR	82	61	78	8-3
Week 9	NR	NR	69	53	75	9-3
Week 10	NR	NR	80	64	87	9-4
Week 11	NR	NR	75	64	77	10-5
Week 12	NR	NR	67	55	72	11-6
Week 13	-	-	-	-	-	-
Week 14	-	-	-	-	-	-
Week 15	-	-	-	-	-	-
Week 16	-	-	-	-	-	-
Week 17	-	-	-	-	-	-
Week 18	-	-	-	-	-	-
Week 19	-	-	-	-	-	-
Final	-	-	-	-	-	-

All rankings are updated on Monday of each respective week. First NET rankings debuted in Week 5.

BIG 12 CONFERENCE TEAMS IN NATIONAL POLLS

Week	Baylor	BYU	UCF	Cincinnati	Houston	Iowa State	Kansas	Kansas State	Oklahoma	Okla. State	TCU	Texas	Texas Tech	West Virginia
Preseason	20/17	-	-	-	7/6	-/RV	1/1	RV/RV	-	-	RV/RV	18/18	-	-
Week 2	15/13	RV/RV	-	-	6/6	RV/RV	1/1	-	-	-	RV/RV	19/17	-	-
Week 3	13/12	RV/RV	-	-	6/6	RV/RV	1/1	-/RV	RV/-	-	RV/RV	15/17	-	-
Week 4	9/9	19/19	-	RV/RV	6/5	RV/RV	5/6	RV/-	25/RV	-	RV/RV	16/18	-	-
Week 5	6/6	14/113	-	RV/RV	2/3	-/RV	2/3	-	19/22	-	RV/RV	12/16	-	-
Week 6	6/6	18/17	-	-/RV	4/3	RV/RV	2/2	RV/-	11/12	-	RV/RV	19/22	-	-
Week 7	10/10	17/15	-	-	3/3	RV/RV	2/2	-	7/8	-	RV/RV	19/22	-	-
Week 8	17/19	14/12	-	-	3/3	RV/RV	2/2	-	12/13	-	-/RV	21/24	-	-
Week 9	18/18	12/12	-	-	3/3	RV/RV	2/2	-	11/11	-	-/RV	20/22	-	-
Week 10	14/14	18/17	-	RV/RV	2/2	RV/RV	3/3	-	9/9	-	RV/RV	25/RV	RV/RV	-
Week 11	9/9	20/19	-	-	5/5	24/20	3/4	-	15/16	-	19/22	RV/RV	25/25	-
Week 12	15/14	21/19	-	-	4/4	23/18	7/8	RV/RV	11/13	-	RV/RV	RV/RV	20/21	-
Week 13	-	-	-	-	-	-	-	-	-	-	-	-	-	-
Week 14	-	-	-	-	-	-	-	-	-	-	-	-	-	-
Week 15	-	-	-	-	-	-	-	-	-	-	-	-	-	-
Week 16	-	-	-	-	-	-	-	-	-	-	-	-	-	-
Week 17	-	-	-	-	-	-	-	-	-	-	-	-	-	-
Week 18	-	-	-	-	-	-	-	-	-	-	-	-	-	-
Week 19	-	-	-	-	-	-	-	-	-	-	-	-	-	-
FINAL	-	-	-	-	-	-	-	-	-	-	-	-	-	-

Rankings are listed as AP/USA Today

DID YOU KNOW?



Did we just become best friends?
UCF and Cincinnati's journey through The American
 The Knights and the Bearcats met just once (1983) before beginning their journey together in the American Athletic Conference. Since the spring of 2014, the two sides have faced each other 19 times. Eight of the last nine meetings have been decided by single digits.

QUICK GLANCE - GAME LEADERS

Points	Rebounds	Steals	Nils Machowski - 1
Jaylin Sellers - 9	Ibrahima Diallo - 7	Shemarri Allen - 8	Thierno Sylla - 1
Darius Johnson - 6	Jaylin Sellers - 5	Darius Johnson - 7	20-Point Games
Marchelus Avery - 2	Omar Payne - 2	Jaylin Sellers - 3	Jaylin Sellers - 5
Thierno Sylla - 1	Thierno Sylla - 2	Marchelus Avery - 2	Darius Johnson - 2
Assists	Shemarri Allen - 2	Ibrahima Diallo - 1	Marchelus Avery - 1
Darius Johnson - 10	Machelus Avery - 1	Antwann Jones - 1	Thierno Sylla - 1
Shemarri Allen - 7	C.J. Walker - 1	DeMarr Langford Jr. - 1	30-Point Games
Nils Machowski - 2	Blocks	Omar Payne - 1	Jaylin Sellers - 1
Jaylin Sellers - 2	Ibrahima Diallo - 12	C.J. Walker - 1	Double Digit Rebs.
Ibrahima Diallo - 1	Omar Payne - 5	Double Digit Points	Ibrahima Diallo - 4
Antwann Jones - 1	Shemarri Allen - 3	Jaylin Sellers - 16	Omar Payne - 1
DeMarr Langford Jr. - 1	Marchelus Avery - 3	Darius Johnson - 14	Jaylin Sellers - 1
Omar Payne - 1	Thierno Sylla - 1	Marchelus Avery - 6	Thierno Sylla - 1
	C.J. Walker - 2	Shemarri Allen - 4	Double-Doubles
		Ibrahima Diallo - 3	Ibrahima Diallo - 3
		Antwann Jones - 2	Jaylin Sellers - 1
		Omar Payne - 2	Thierno Sylla - 1
		C.J. Walker - 2	

IN UCF WINS VS. LOSSES

	IN UCF WINS	IN UCF LOSSES
Field Goal Percentage	44.6%	34.5%
Three-Point Percentage	34.5%	22.5%
Free Throw Percentage	71.3%	68.8%
Rebounds per Game	40.8	38.8
Offensive Rebounds per Game	12.3	15.2
Rebound Margin	+7.6	+3.0
Assists per Game	13.7	9.0
Turnovers per Game	12.5	14.0
Points per Game	77.9	62.3
Opponent Points per Game	59.8	73.3
Opponent Field Goal Percentage	38.2%	43.2%
Opponent Three-Point Percentage	29.4%	39.6%
Opponent Free Throw Percentage	67.0%	78.5%
Opponent Turnovers per Game	16.3	13.8

DOUBLE-DOUBLE TRACKER

Date	Opponent	Player	Pts.	Reb.	Ast.	Stl.
Nov. 10	at #13/13 Miami	Jaylin Sellers	22	11	1	2
Nov. 20	vs. Charlotte	Ibrahima Diallo	10	14	0	3
Dec. 6	Jacksonville	Thierno Sylla	20	11	1	0
Jan. 13	#18/17 BYU	Ibrahima Diallo	11	19	1	0
Jan. 23	West Virginia	Ibrahima Diallo	14	12	0	1

2023-24 SUPERLATIVES

Largest UCF Lead
 44, vs. Bethune-Cookman (12/29/23)
 44, vs. Jacksonville (12/6/23)

Largest UCF Deficit in a Win
 16, at Texas (1/17/24)
 16, vs. Kansas (1/10/24)

Largest UCF Halftime Lead
 30, vs. Jacksonville (12/6/23)

Highest UCF First Half FG%
 51.7%, vs. Maine (12/18/23)

Highest UCF Second Half FG%
 61.5%, vs. South Dakota St. (11/19/23)

Most Points by UCF in First Half
 48, vs. Jacksonville (12/6/23)

Fewest Points by Opponent in First Half
 18, vs. Maine (12/18/23)
 18, vs. Jacksonville (12/6/23)
 18, vs. Cal St. Fullerton (11/16/23)

Most Points by UCF in Second Half
 54, vs. Bethune-Cookman (12/29/23)

Fewest Points by Opponent in Second Half
 23, vs. Kansas (1/10/24)

Largest Halftime Deficit Erased
 12, at Texas (1/17/24)

Largest Margin of Victory
 44, vs. Bethune-Cookman (12/29/23)

Biggest UCF Deficit
 35, at Kansas State (1/6/24)

Biggest UCF Lead in a Loss
 13, vs. Stetson (11/26/23)

Biggest Halftime Deficit
 16, at Kansas State (1/6/24)

Lowest UCF First Half FG%
 12.5%, at Houston (1/20/24)

Lowest UCF Second Half FG%
 20.0%, at Houston (1/20/24)

Fewest Points by UCF in First Half
 14, at Houston (1/20/24)

Most Points by Opponent in First Half
 44, at Texas (1/17/24)

Fewest Points by UCF in Second Half
 28, at Houston (1/20/24)

Most Points by Opponent in Second Half
 55, vs. Stetson (11/26/23)

Largest Halftime Lead Blown
 6, vs. Stetson (11/26/23)

Largest Margin of Defeat
 25, at Kansas State (1/6/24)

UCFACTS - KNIGHT NOTES (CONT.)

Sacramento State have seven while UCF, Oregon State, Georgia Tech, Stetson, Albilene Christian, Utah, Southern Miss and Campbell each have six.

- Of the eight teams with six or more countries represented, the country most represented on a single team outside the United States was Australia, which had four players represented on Sacramento State.

NEW KNIGHTS

- UCF has 10 newcomers on this year's roster. Of the newcomers, four are fifth-year players, two are seniors, one is a junior and three are freshmen. UCF's newcomers for the 2023-24 season that played collegiately during 2022-23 combined for 56.5 points per game last year.
- According to KenPom, UCF is bottom 35 in continuity ranking, ranked No. 333. However, UCF is in the top 40% of teams in KenPom's experience category, sitting at No. 121.
- Shemarri Allen, a transfer from UMKC, was named to the All-Summit League Second Team and All-Defensive Team last season, all while scoring 17 points per game. Jaylin Sellers was named All-MAC Third Team at Ball State last year, scoring 13.5 points per game and shooting 45% from three-point land.
- Freshmen Mintautas Mockus and Nils Machowski come to UCF after playing basketball in Lithuania and Germany, respectively, while rookie Comeh Emuobor was a consensus top 200 recruit entering the college scene.
- Other transfers rostered are Omar Payne (transferred in from Jacksonville), Ibrahima Diallo (San Jose State), DeMarr Langford Jr. (Boston College), Marchelus Avery (New Mexico State) and Antwann Jones, who was inactive last season but was on Louisiana's roster in 2021-22.

A SUMMER TO REMEMBER

- There were many memorable moments for UCF over the summer. The program had its first lottery pick at the NBA Draft, officially moved to the Big 12 Conference, took a 10-day trip to Italy and saw head coach Johnny Dawkins enshrined in the National Collegiate Basketball Hall of Fame.
- June 22 - Taylor Hendricks became UCF's first lottery pick and first rounder, going ninth overall to the Utah Jazz in the 2023 NBA Draft. He became the Knights' fifth former student-athlete to play in the NBA when he participated in Utah's season opener against Sacramento. Hendricks was also UCF's first one-and-done.
- July 1 - UCF officially became a part of the Big 12 after spending 10 seasons in the American Athletic Conference. Before that, the Knights were a part of Conference USA (2005-13), Atlantic Sun (1993-05), Sun Belt (1991-92) and American South (1990-91) in their Division I era. UCF won all four of its conference titles in the Atlantic Sun. A full breakdown of UCF's conference affiliation can be found on page three.
- Aug. 6-16 - UCF took a tour of Italy, playing four games over the course of the 10-day trip and winning all four, giving a squad with 10 newcomers and 17 total student-athletes time to gel on and off the court.
- Aug. 30 - UCF head coach Johnny Dawkins is enshrined in the National Collegiate Basketball Hall of Fame for his days as a player at Duke. He was inducted alongside his legendary coach, Mike Krzyzewski. Dawkins played for the Blue Devils from 1982-83 through 1985-86, earning consensus All-America honors twice and was named the 1986 Naismith National Player of the Year and was named All-American as a freshman in 1983. Dawkins later went on to coach with "Coach K" for 10 seasons, winning a national championship in 2000-01.

DAWKINS ERA AT UCF

- Johnny Dawkins picked up career win No. 100 in the Knights' win over N.C. A&T on Dec. 11, 2022, becoming just the third coach in UCF history to reach the milestone. Dawkins is 140-90 since starting with the Knights in 2016, a win percentage of .606, the second best of any UCF coach (Torchy Clark, .754 from 1969-83).
- He has the third-most wins of any UCF coach, trailing only Clark's 274 and Kirk Speraw's 247 from 1993-2010.
- Dawkins is the fastest coach to earn 100 wins in program history in the Division I era, needing only 162 games to do so.
- Dawkins had his squad off to a 4-0 start to begin the 2021-22 season, tying 2017-18 for his best start to a season at UCF.
- Dawkins led UCF to its first NIT Final Four (2017), first at-large berth to the NCAA Tournament (2019) and first NCAA Tournament win (2019). Additionally, he led the Knights back to the postseason in 2023, reaching the NIT Second Round.
- Prior to Dawkins' arrival at UCF, the program had won three games against ranked opponents from 1984-2016. Since

GAME-BY-GAME LEAD/DEFICIT

Date	Opponent	Result	Largest Lead	Largest Deficit	Time Led	Time Trailed	Lead Changes
Nov. 6	FIU	W, 85-62	30 (2nd half, 16:11)	2 (1st half, 19:08)	38:25	0:22	1
Nov. 10	at #13/13 Miami	L, 88-72	Never Led	20 (2nd half, 0:54)	0:00	39:44	None
Nov. 16	Cal St. Fullerton	W, 72-44	32 (2nd half, 3:03)	5 (1st half, 16:43)	31:23	7:25	2
Nov. 19	South Dakota St.	W, 83-80	8 (2nd half, 17:06)	7 (1st half, 10:15)	28:27	8:08	5
Nov. 20	Charlotte	W, 74-71 (OT)	9 (1st half, 12:20)	8 (2nd half, 11:03)	14:22	25:40	8
Nov. 26	Stetson	L, 85-82	13 (1st half, 11:31)	6 (2nd half, 3:03)	32:41	6:21	3
Dec. 2	Lipscomb	W, 72-57	18 (2nd half, 18:54)	3 (1st half, 16:44)	34:57	3:29	3
Dec. 6	Jacksonville	W, 94-52	44 (2nd half, 1:16)	Never Trailed	38:29	0:00	None
Dec. 10	Ole Miss	L, 70-68	3 (1st half, 15:33)	9 (1st half, 0:39)	8:22	24:21	10
Dec. 18	Maine	W, 74-51	32 (2nd half, 11:55)	1 (1st half, 16:59)	36:39	1:17	6
Dec. 21	Florida A&M	W, 69-56	13 (2nd half, 3:37)	2 (1st half, 7:15)	33:45	1:07	2
Dec. 29	Bethune-Cookman	W, 98-54	44 (2nd half, 5:09)	3 (1st half, 15:28)	36:55	2:32	4
Jan. 6	at Kansas State	L, 77-52	Never Led	35 (2nd half, 12:00)	0:00	39:34	None
Jan. 10	#3/3 Kansas	W, 65-60	7 (1st half, 17:49)	16 (1st half, 3:45)	16:22	21:59	4
Jan. 13	#18/17 BYU	L, 63-58	4 (1st half, 14:41)	13 (2nd half, 7:17)	5:02	33:04	4
Jan. 17	at Texas	W, 77-71	7 (2nd half, 0:31)	16 (1st half, 12:34)	3:31	34:03	5
Jan. 20	at #5/5 Houston	L, 57-42	Never Led	25 (2nd half, 8:37)	0:00	36:57	None
Jan. 23	West Virginia	W, 72-59	21 (2nd half, 10:41)	Never Trailed	39:14	0:00	None
Jan. 27	at Cincinnati						
Jan. 31	Baylor						
Feb. 3	Oklahoma						
Feb. 10	at Texas Tech						
Feb. 13	at BYU						
Feb. 17	Cincinnati						
Feb. 20	at West Virginia						
Feb. 24	Texas Tech						
Feb. 28	at Oklahoma State						
Mar. 2	Iowa State						
Mar. 6	Houston						
Mar. 9	TCU						





HISTORY VS. RANKED OPPONENTS

Date	Rank/Opponent	Result
1/20/24	at No. 5 Houston	L, 57-42
1/13/24	No. 17 BYU	L, 63-58
1/10/24	No. 3 Kansas	W, 65-60
11/10/24	at No. 13 Miami	L, 88-72
1/25/23	No. 3 Houston	L, 82-71
12/31/22	at No. 3 Houston	L, 71-65
2/27/22	at No. 14 Houston	L, 70-52
1/29/22	No. 7 Houston	L, 63-49
12/1/21	at No. 20 Auburn	L, 85-68
1/17/21	at No. 11 Houston	L, 75-58
12/26/20	vs. No. 6 Houston	L, 63-54
12/19/20	at No. 15 Florida State	W, 86-74
3/24/19	vs. No. 1 Duke	L, 77-76
3/7/19	No. 19 Cincinnati	W, 58-55
3/2/19	at No. 6 Houston	W, 67-62
2/21/19	at No. 23 Cincinnati	L, 60-55
2/7/19	No. 12 Houston	L, 77-68
3/9/18	vs. No. 21 Houston	L, 84-56
3/1/18	No. 11 Wichita State	L, 75-71 (OT)
2/6/18	at No. 6 Cincinnati	L, 77-40
1/25/18	at No. 16 Wichita State	L, 81-62
1/16/18	No. 11 Cincinnati	L, 49-38
12/13/17	at No. 24 Alabama	W, 65-62
11/24/17	vs. No. 20 West Virginia	L, 83-45
3/11/17	vs. No. 12 SMU	L, 70-59
2/26/17	No. 15 Cincinnati	W, 53-49
2/8/17	at No. 11 Cincinnati	L, 60-50
11/20/16	vs. No. 3 Villanova	L, 67-57
1/10/16	at No. 15 SMU	L, 88-73
3/13/14	vs. No. 12 Cincinnati	L, 61-58
3/1/14	at No. 23 SMU	L, 70-55
2/19/14	No. 7 Cincinnati	L, 77-49
2/12/14	at No. 20 Memphis	L, 76-70
2/9/14	No. 22 Connecticut	L, 75-55
2/1/14	at No. 7 Louisville	L, 87-70
1/29/14	No. 22 Memphis	L, 69-59
1/23/14	at No. 15 Cincinnati	L, 69-51
12/31/13	No. 10 Louisville	L, 90-65
3/2/13	No. 17 Memphis	L, 76-67
2/13/13	at No. 22 Memphis	L, 93-71
11/23/12	at No. 7 Florida	L, 79-66
11/25/11	vs. No. 4 UConn	W, 68-63
11/14/11	at No. 24 Florida State	L, 73-50
12/1/10	vs. No. 16 Florida	W, 57-54 **
1/5/10	at No. 14 Ole Miss	L, 84-56
12/20/09	at No. 14 UConn	L, 60-51
2/9/08	at No. 1 Memphis	L, 85-64
11/23/07	vs. No. 18 Kansas State	L, 73-71 (OT)
11/22/07	vs. No. 19 Villanova	L, 76-68
1/31/07	No. 11 Memphis	L, 87-65
1/28/06	at No. 3 Memphis	L, 94-61
1/3/06	at No. 19 Kentucky	L, 59-51
12/3/05	at No. 11 Florida	L, 80-47
3/18/05	vs. No. 13 UConn	L, 77-71
3/19/04	vs. No. 6 Pittsburgh	L, 53-44
12/4/03	vs. No. 2 Florida	L, 59-39
12/12/02	No. 25 Coll. of Charleston	W, 82-64
11/27/98	at No. 7 Michigan State	L, 87-64
3/14/96	vs. No. 2 UMass	L, 92-70
12/19/95	at No. 19 Georgia	L, 103-54
3/17/94	vs. No. 6 Purdue	L, 98-67
12/7/91	at No. 5 North Carolina	L, 101-72
12/2/89	at No. 12 North Carolina	L, 92-42
12/28/88	vs. No. 10 Florida State	L, 97-64
11/25/88	at No. 17 Florida State	L, 133-79
11/27/84	at No. 17 Arkansas	L, 59-45

highest ranking at time of game is listed

** Florida win vacated by the NCAA

Record Breakdown vs. Ranked Teams

No. 1	Top 5	Top 10	Top 25
0-2	2-10	3-21	8-57**

All games from the previous category are included in next column. Don't add!

Home	Away	Neutral
4-12	3-30	1-15**

** indicates a win vacated by the NCAA (vs. Florida, 12/1/10), actual value displayed in each category are accurate

UCFACTS - KNIGHT NOTES (CONT.)

Dawkins has taken over, the Knights have won six contests against ranked foes, bringing the program total to eight.
 • UCF had never won two games against ranked teams in a single season until the Knights did it in a span of five days, taking down No. 6 Houston and No. 19 Cincinnati late in 2018-19.

POSTSEASON PUSHES

- The Knights have made the postseason in three of Johnny Dawkins' seven years at the helm of the UCF program. It's an unprecedented stretch, the first of its kind in Knights history.
- UCF experienced immediate postseason success by making the NIT in the first year under Dawkins' new leadership, reaching the NIT Semifinal in Madison Square Garden in 2016-17.
- The Black and Gold returned to the NCAA Tournament for the first time since 2005 when they earned an at-large bid into the 2019 bracket as a No. 9 seed. Dawkins led the Knights to their first NCAA Tournament victory in program history, beating VCU 73-58 in the first round. The Black and Gold were narrowly defeated in the next round, falling to top-seeded Duke 77-76.
- UCF returned to the postseason by making the NIT in 2022-23 and earning a first round victory over in-state foe Florida. The Knights were the only team to hold Florida below 50 points during 2022-23 while the 49 Gator points were the least they've scored at home since Jan. 13, 1962 when they beat Auburn 43-40. Taylor Hendricks led the way with 17 points and eight rebounds in the victory.
- The Knights have been to five total NCAA DI Tournaments and three NITs, totaling eight postseason appearances.

LEAGUED HIM!

- Taylor Hendricks became UCF's first lottery pick and first round selection, getting drafted by the Utah Jazz with the ninth pick in the 2023 NBA Draft.
- Hendricks became the third Knight selected in the NBA Draft and second in the modern era, joining Jermaine Taylor (2009, Round 2, Pick 32) and Bennie Shaw (1976, Round 9, Pick 146). Hendricks became the fifth Knight to ever play in the NBA, joining Taylor (Houston, Sacramento), Tacko Fall (Boston, Cleveland), Mark Jones (Orlando) and Matt Williams (Miami).
- The Big 12 Conference has 57 players on NBA rosters as of the beginning of the 2023-24 season. UCF is one of 12 teams in the conference to have at least one player represented on an NBA roster. Hendricks is joined on the Jazz by four other alumni from Big 12 institutions; Keyonte George (Baylor), Talen Horton-Tucker (Iowa State), Ochai Agbaji (Kansas) and Udoka Azubuike (Kansas).
- While at UCF, Hendricks shattered the American Athletic Conference record for most rookie of the week honors won, tallying nine with the previous record being six. He was unanimously named to the league's all-freshman team and received a nod to the all-conference second team.
- Hendricks led the team in scoring, averaging 15.1 points per game (515 total points) and also in rebounding, averaging 7.0 boards per contest (237 total rebounds, 80 offensive). He started all 34 of UCF's games, one of two Knights to do so on the 2022-23 roster and played 1,179 minutes, the second most in a single season in program history.
- Hendricks was the only in the country to finish the season with 60+ three pointers, 55+ blocks and 35+ dunks.
- When all was said and done, Hendricks had shattered UCF rookie records. He finished with the most single-season points (515), scoring average (15.1), rebounds (237), offensive rebounds (80), rebound average (7.0) field goal makes and attempts (184-for-385), free throw makes and attempts (86-for-110) and minutes (1,179), all tops of UCF's freshman leaderboards. He was second in blocks (59), fourth in steals (31) and three-point field-goals (61). He also finished 10th on UCF's all-time three-point percentage list.

CHECK OUT THE CHECK!

- UCF Athletics has renewed its contract with Nike. A new five-year deal keeps Nike as the official apparel and footwear provider of the Knights through the 2028-29 academic year.
- UCF will continue to work directly with Nike as the official supplier of uniforms, equipment and apparel for UCF Athletics.
- "As a Nike school since 2010, UCF has experienced tremendous growth with this partnership, and we will continue to elevate in the Big 12 Conference," says UCF vice president and director of athletics Terry Mohajir. "Nike has allowed us to innovate and enhance our brand among some of the best in the country. We look forward to our direct collaboration with our partners at Nike and their renewed commitment and belief in UCF Athletics."

LEONARD LEADING THE WAY

- UCF's assistant director of operations, Morgan Leonard, is one of 37 women on a Division I men's basketball staff. She is a 2018 UCF graduate and was named a recipient of the 2023 UCF Alumni 30 Under 30 Award.

MEDIA QUICK GLANCE SHEET

last game's starters noted with gold numbers

	1	<p>ANTWANN JONES 5th • G • 6-6 • 215 • Orlando, Fla. • Louisiana/Creighton/Memphis</p> <table border="1"> <thead> <tr> <th>GP/GS</th> <th>PPG</th> <th>APG</th> <th>RPG</th> <th>FG%</th> <th>3FG%</th> <th>FT%</th> </tr> </thead> <tbody> <tr> <td>23-24</td> <td>9/0</td> <td>3.3</td> <td>1.1</td> <td>1.4</td> <td>42.3%</td> <td>50.0%</td> </tr> <tr> <td>Career</td> <td>82/8</td> <td>3.8</td> <td>1.5</td> <td>2.4</td> <td>40.5%</td> <td>33.0%</td> </tr> <tr> <td>Career Highs</td> <td>Pts: 16</td> <td>Asst: 6</td> <td>Reb: 7</td> <td>Stl: 3</td> <td></td> <td></td> </tr> <tr> <td>Season High</td> <td>Pts: 13</td> <td>Asst: 3</td> <td>Reb: 4</td> <td>Stl: 1</td> <td></td> <td></td> </tr> </tbody> </table> <ul style="list-style-type: none"> Recorded a season-high 13 points against West Virginia on 1/23/24, which is tied for his third most points in his career Scored 10 points in UCF's 44-point win over Bethune-Cookman on 12/29/23, his first double-digit scoring effort since 12/23/20 against Xavier as a member of Creighton's program where he scored 13 Recorded a team-high three assists in his first game as a Knight in UCF's two-point loss to Ole Miss on 12/10/23 12/10/23 was the first game of the season that Jones was eligible to play Did not play during the 2022-23 season 	GP/GS	PPG	APG	RPG	FG%	3FG%	FT%	23-24	9/0	3.3	1.1	1.4	42.3%	50.0%	Career	82/8	3.8	1.5	2.4	40.5%	33.0%	Career Highs	Pts: 16	Asst: 6	Reb: 7	Stl: 3			Season High	Pts: 13	Asst: 3	Reb: 4	Stl: 1		
GP/GS	PPG	APG	RPG	FG%	3FG%	FT%																															
23-24	9/0	3.3	1.1	1.4	42.3%	50.0%																															
Career	82/8	3.8	1.5	2.4	40.5%	33.0%																															
Career Highs	Pts: 16	Asst: 6	Reb: 7	Stl: 3																																	
Season High	Pts: 13	Asst: 3	Reb: 4	Stl: 1																																	
	2	<p>SHEMARRRI ALLEN 5th • G • 6-4 • 190 • Arden, N.C. • UMCK/Cowley CC</p> <table border="1"> <thead> <tr> <th>GP/GS</th> <th>PPG</th> <th>APG</th> <th>RPG</th> <th>FG%</th> <th>3FG%</th> <th>FT%</th> </tr> </thead> <tbody> <tr> <td>23-24</td> <td>18/17</td> <td>7.2</td> <td>2.6</td> <td>4.1</td> <td>37.1%</td> <td>22.6%</td> </tr> <tr> <td>Career</td> <td>77/52</td> <td>9.9</td> <td>2.5</td> <td>4.0</td> <td>43.0%</td> <td>26.7%</td> </tr> <tr> <td>Career Highs</td> <td>Pts: 34</td> <td>Asst: 9</td> <td>Reb: 9</td> <td>Stl: 6</td> <td></td> <td></td> </tr> <tr> <td>Season High</td> <td>Pts: 17</td> <td>Asst: 7</td> <td>Reb: 9</td> <td>Stl: 5</td> <td></td> <td></td> </tr> </tbody> </table> <ul style="list-style-type: none"> Impressed with season-highs in points and assists at Texas (1/17/24) and added four steals and four rebounds Led the Knights in steals against No. 18/17 BYU with a season-high five swipes, previous season high was four vs. CSFU Scored a season-high 14 points against Ole Miss, followed that up with nine points, nine rebounds and five assists vs. Maine Began his UCF campaign by leading the team in assists and tied for the team lead in steals in the '23-'24 opener Led the Summit League in steals in 2022-23 with 59; Ranked top 10 in conference in FG% (6th), free throws made (5th), minutes per game (6th) and points per game (6th). Named All-Defensive Team and Second Team All-Conference. 	GP/GS	PPG	APG	RPG	FG%	3FG%	FT%	23-24	18/17	7.2	2.6	4.1	37.1%	22.6%	Career	77/52	9.9	2.5	4.0	43.0%	26.7%	Career Highs	Pts: 34	Asst: 9	Reb: 9	Stl: 6			Season High	Pts: 17	Asst: 7	Reb: 9	Stl: 5		
GP/GS	PPG	APG	RPG	FG%	3FG%	FT%																															
23-24	18/17	7.2	2.6	4.1	37.1%	22.6%																															
Career	77/52	9.9	2.5	4.0	43.0%	26.7%																															
Career Highs	Pts: 34	Asst: 9	Reb: 9	Stl: 6																																	
Season High	Pts: 17	Asst: 7	Reb: 9	Stl: 5																																	
	3	<p>DARIUS JOHNSON Jr. • G • 6-1 • 200 • Boyds, Md.</p> <table border="1"> <thead> <tr> <th>GP/GS</th> <th>PPG</th> <th>APG</th> <th>RPG</th> <th>FG%</th> <th>3FG%</th> <th>FT%</th> </tr> </thead> <tbody> <tr> <td>23-24</td> <td>18/17</td> <td>13.2</td> <td>3.4</td> <td>2.9</td> <td>39.6%</td> <td>37.1%</td> </tr> <tr> <td>Career</td> <td>73/52</td> <td>9.3</td> <td>3.5</td> <td>3.1</td> <td>37.1%</td> <td>31.1%</td> </tr> <tr> <td>Career Highs</td> <td>Pts: 25</td> <td>Asst: 10</td> <td>Reb: 8</td> <td>Stl: 7</td> <td></td> <td></td> </tr> <tr> <td>Season High</td> <td>Pts: 25</td> <td>Asst: 7</td> <td>Reb: 6</td> <td>Stl: 4</td> <td></td> <td></td> </tr> </tbody> </table> <ul style="list-style-type: none"> Has made 46% of his last 54 three-point attempts over an 11 game span from 12/2-1/20 Scored double digit points in 14 of 25 games last season and already has 14 double-digit efforts in 2023-24 Scored a career-high 25 points against Charlotte in the Jacksonville Classic, earning him MVP of the tournament. Tied that career-high four games later against Ole Miss on 12/10/23. Tallied his 200th career assist in the team's contest against Miami (11/10/23), needs 16 more to crack top-10 list at UCF Tallied two games with 10 assists (vs. Stetson, 12/21/22; vs. Tulsa 2/11/23), resulting in two double-doubles in 2022-23 	GP/GS	PPG	APG	RPG	FG%	3FG%	FT%	23-24	18/17	13.2	3.4	2.9	39.6%	37.1%	Career	73/52	9.3	3.5	3.1	37.1%	31.1%	Career Highs	Pts: 25	Asst: 10	Reb: 8	Stl: 7			Season High	Pts: 25	Asst: 7	Reb: 6	Stl: 4		
GP/GS	PPG	APG	RPG	FG%	3FG%	FT%																															
23-24	18/17	13.2	3.4	2.9	39.6%	37.1%																															
Career	73/52	9.3	3.5	3.1	37.1%	31.1%																															
Career Highs	Pts: 25	Asst: 10	Reb: 8	Stl: 7																																	
Season High	Pts: 25	Asst: 7	Reb: 6	Stl: 4																																	
	4	<p>COMEH EMUOBOR Fr. • G • 6-5 • 205 • Raleigh, N.C.</p> <table border="1"> <thead> <tr> <th>GP/GS</th> <th>PPG</th> <th>APG</th> <th>RPG</th> <th>FG%</th> <th>3FG%</th> <th>FT%</th> </tr> </thead> <tbody> <tr> <td>23-24</td> <td>9/0</td> <td>2.1</td> <td>0.1</td> <td>1.0</td> <td>35.0%</td> <td>33.3%</td> </tr> <tr> <td>Career</td> <td>9/0</td> <td>2.1</td> <td>0.1</td> <td>1.0</td> <td>35.0%</td> <td>33.3%</td> </tr> <tr> <td>Career Highs</td> <td>Pts: 5</td> <td>Asst: 1</td> <td>Reb: 3</td> <td>Stl: 1</td> <td></td> <td></td> </tr> <tr> <td>Season High</td> <td>Pts: 5</td> <td>Asst: 1</td> <td>Reb: 3</td> <td>Stl: 1</td> <td></td> <td></td> </tr> </tbody> </table> <ul style="list-style-type: none"> Scored his first points with a three-ball against Cal St. Fullerton in UCF's third game, added two more on a free throw Made his collegiate debut in UCF's '23-'24 opener, pulling in one rebound in 6:18 of action A three-star small forward recruit ranked No. 7 in North Carolina and No. 41 at his position according to 247 Sports A top 200 national recruit according to 247 Sports' composite ranking Transferred to Brewster Academy for his senior season in high school Was North Carolina All-State in his sophomore and junior seasons, spending both at Ravenscroft High in Raleigh 	GP/GS	PPG	APG	RPG	FG%	3FG%	FT%	23-24	9/0	2.1	0.1	1.0	35.0%	33.3%	Career	9/0	2.1	0.1	1.0	35.0%	33.3%	Career Highs	Pts: 5	Asst: 1	Reb: 3	Stl: 1			Season High	Pts: 5	Asst: 1	Reb: 3	Stl: 1		
GP/GS	PPG	APG	RPG	FG%	3FG%	FT%																															
23-24	9/0	2.1	0.1	1.0	35.0%	33.3%																															
Career	9/0	2.1	0.1	1.0	35.0%	33.3%																															
Career Highs	Pts: 5	Asst: 1	Reb: 3	Stl: 1																																	
Season High	Pts: 5	Asst: 1	Reb: 3	Stl: 1																																	
	5	<p>OMAR PAYNE 5th • F • 6-10 • 228 • Kissimmee, Fla. • Jacksonville/Illinois/Florida</p> <table border="1"> <thead> <tr> <th>GP/GS</th> <th>PPG</th> <th>APG</th> <th>RPG</th> <th>FG%</th> <th>3FG%</th> <th>FT%</th> </tr> </thead> <tbody> <tr> <td>23-24</td> <td>18/13</td> <td>4.8</td> <td>0.6</td> <td>3.9</td> <td>61.1%</td> <td>42.9%</td> </tr> <tr> <td>Career</td> <td>129/40</td> <td>3.6</td> <td>0.3</td> <td>3.0</td> <td>63.2%</td> <td>50.0%</td> </tr> <tr> <td>Career Highs</td> <td>Pts: 19</td> <td>Asst: 3</td> <td>Reb: 11</td> <td>Stl: 3</td> <td>Bk: 5</td> <td></td> </tr> <tr> <td>Season High</td> <td>Pts: 10</td> <td>Asst: 3</td> <td>Reb: 10</td> <td>Stl: 3</td> <td>Bk: 3</td> <td></td> </tr> </tbody> </table> <ul style="list-style-type: none"> Swatted a season-high three blocked shots against Maine and then again in UCF's Big 12 opener at Kansas State Scored seven points and grabbed nine rebounds with three assists and two steals against former team Jacksonville Snatched a career-high three steals in UCF's win over South Dakota St. Scored four points with six rebounds in 15 minutes of game time in his first game as a Knight. Led Jacksonville in field goal percentage (.598) and blocks (26) last season Was on NCAA Tournament teams with Illinois (2021-22) and Florida (2020-21) 	GP/GS	PPG	APG	RPG	FG%	3FG%	FT%	23-24	18/13	4.8	0.6	3.9	61.1%	42.9%	Career	129/40	3.6	0.3	3.0	63.2%	50.0%	Career Highs	Pts: 19	Asst: 3	Reb: 11	Stl: 3	Bk: 5		Season High	Pts: 10	Asst: 3	Reb: 10	Stl: 3	Bk: 3	
GP/GS	PPG	APG	RPG	FG%	3FG%	FT%																															
23-24	18/13	4.8	0.6	3.9	61.1%	42.9%																															
Career	129/40	3.6	0.3	3.0	63.2%	50.0%																															
Career Highs	Pts: 19	Asst: 3	Reb: 11	Stl: 3	Bk: 5																																
Season High	Pts: 10	Asst: 3	Reb: 10	Stl: 3	Bk: 3																																
	11	<p>IBRAHIMA DIALLO 5th • F • 7-0 • 246 • Saly, Senegal • San Jose State/Ohio State</p> <table border="1"> <thead> <tr> <th>GP/GS</th> <th>PPG</th> <th>APG</th> <th>RPG</th> <th>FG%</th> <th>3FG%</th> <th>FT%</th> </tr> </thead> <tbody> <tr> <td>23-24</td> <td>18/5</td> <td>6.6</td> <td>0.6</td> <td>6.8</td> <td>56.8%</td> <td>57.1%</td> </tr> <tr> <td>Career</td> <td>79/52</td> <td>5.6</td> <td>0.4</td> <td>5.6</td> <td>54.8%</td> <td>49.4%</td> </tr> <tr> <td>Career Highs</td> <td>Pts: 16</td> <td>Asst: 3</td> <td>Reb: 19</td> <td>Stl: 3</td> <td>Bk: 8</td> <td></td> </tr> <tr> <td>Season High</td> <td>Pts: 14</td> <td>Asst: 3</td> <td>Reb: 19</td> <td>Stl: 3</td> <td>Bk: 5</td> <td></td> </tr> </tbody> </table> <ul style="list-style-type: none"> Recorded his second double-double in 10 days: (14 pts., 12 reb. vs. West Virginia; 11 pts., 19 reb. vs. No. 18/17 BYU). Has three double-doubles on the season and six in his career. The 14 points is a season-high. Led the Big 12 in blocks per game from Nov. 17-Dec. 29, and retook the lead on Jan. 2; averages 2.11 rejections per gm. Earned his first UCF start on 1/10/24 against Kansas and posted a then season-high in points (13) and assists (3) Has led UCF in blocks in 12 contests so far in 2023-24, blocking three or more shots in six games Arrived in the United States from Senegal in 2016, while he was in high school 	GP/GS	PPG	APG	RPG	FG%	3FG%	FT%	23-24	18/5	6.6	0.6	6.8	56.8%	57.1%	Career	79/52	5.6	0.4	5.6	54.8%	49.4%	Career Highs	Pts: 16	Asst: 3	Reb: 19	Stl: 3	Bk: 8		Season High	Pts: 14	Asst: 3	Reb: 19	Stl: 3	Bk: 5	
GP/GS	PPG	APG	RPG	FG%	3FG%	FT%																															
23-24	18/5	6.6	0.6	6.8	56.8%	57.1%																															
Career	79/52	5.6	0.4	5.6	54.8%	49.4%																															
Career Highs	Pts: 16	Asst: 3	Reb: 19	Stl: 3	Bk: 8																																
Season High	Pts: 14	Asst: 3	Reb: 19	Stl: 3	Bk: 5																																
	12	<p>DEMARR LANGFORD JR. Sr. • G • 6-5 • 230 • Worcester, Mass. • Boston College</p> <table border="1"> <thead> <tr> <th>GP/GS</th> <th>PPG</th> <th>APG</th> <th>RPG</th> <th>FG%</th> <th>3FG%</th> <th>FT%</th> </tr> </thead> <tbody> <tr> <td>23-24</td> <td>13/7</td> <td>2.0</td> <td>0.8</td> <td>1.5</td> <td>41.7%</td> <td>0.0%</td> </tr> <tr> <td>Career</td> <td>86/61</td> <td>7.98</td> <td>1.7</td> <td>3.7</td> <td>44.3%</td> <td>25.4%</td> </tr> <tr> <td>Career Highs</td> <td>Pts: 23</td> <td>Asst: 8</td> <td>Reb: 11</td> <td>Stl: 4</td> <td></td> <td></td> </tr> <tr> <td>Season High</td> <td>Pts: 7</td> <td>Asst: 5</td> <td>Reb: 5</td> <td>Stl: 3</td> <td></td> <td></td> </tr> </tbody> </table> <ul style="list-style-type: none"> Recorded a season-high five assists against Bethune-Cookman on 12/29/23, leading the team in assists that evening Pulled in a season-high five rebounds his last time out vs. Maine on 12/18/23 Earned a start for his first appearance as a Knight, scoring five points, three assists, two steals and a rebound Played in 23 games, starting in 15 and playing 651 minutes with Boston College in 2022-23; averaged 7.0 points per game and shot 44.2% (65-for-147) from the field Scored a season-high 20 points on the road at No. 16 Miami on 1/11/23 while with Boston College 	GP/GS	PPG	APG	RPG	FG%	3FG%	FT%	23-24	13/7	2.0	0.8	1.5	41.7%	0.0%	Career	86/61	7.98	1.7	3.7	44.3%	25.4%	Career Highs	Pts: 23	Asst: 8	Reb: 11	Stl: 4			Season High	Pts: 7	Asst: 5	Reb: 5	Stl: 3		
GP/GS	PPG	APG	RPG	FG%	3FG%	FT%																															
23-24	13/7	2.0	0.8	1.5	41.7%	0.0%																															
Career	86/61	7.98	1.7	3.7	44.3%	25.4%																															
Career Highs	Pts: 23	Asst: 8	Reb: 11	Stl: 4																																	
Season High	Pts: 7	Asst: 5	Reb: 5	Stl: 3																																	
	13	<p>MARCHELLUS AVERY Sr. • F • 6-7 • 210 • Richmond, Va. • New Mexico State / NW Florida State</p> <table border="1"> <thead> <tr> <th>GP/GS</th> <th>PPG</th> <th>APG</th> <th>RPG</th> <th>FG%</th> <th>3FG%</th> <th>FT%</th> </tr> </thead> <tbody> <tr> <td>23-24</td> <td>16/2</td> <td>8.4</td> <td>0.8</td> <td>4.1</td> <td>38.7%</td> <td>34.5%</td> </tr> <tr> <td>Career</td> <td>60/11</td> <td>6.7</td> <td>0.7</td> <td>3.6</td> <td>43.6%</td> <td>36.6%</td> </tr> <tr> <td>Career Highs</td> <td>Pts: 26</td> <td>Asst: 3</td> <td>Reb: 10</td> <td>Stl: 3</td> <td></td> <td></td> </tr> <tr> <td>Season High</td> <td>Pts: 22</td> <td>Asst: 3</td> <td>Reb: 7</td> <td>Stl: 3</td> <td></td> <td></td> </tr> </tbody> </table> <ul style="list-style-type: none"> Is UCF's third-leading scorer and first in terms of production off the bench, averaging 8.4 ppg on 38.7% shooting. Snatched a career-high three steals against Ole Miss (12/10/23) Impressed in his second game as a Knight, scoring 22 points and making a career-high four three pointers against South Dakota State Made his Knights debut with nine points, four rebounds, a block and an assist in 14 minutes against Cal St. Fullerton Missed the first two games of 2023-24 due to the NCAA reviewing his transfer waiver, was approved 11/15/23 	GP/GS	PPG	APG	RPG	FG%	3FG%	FT%	23-24	16/2	8.4	0.8	4.1	38.7%	34.5%	Career	60/11	6.7	0.7	3.6	43.6%	36.6%	Career Highs	Pts: 26	Asst: 3	Reb: 10	Stl: 3			Season High	Pts: 22	Asst: 3	Reb: 7	Stl: 3		
GP/GS	PPG	APG	RPG	FG%	3FG%	FT%																															
23-24	16/2	8.4	0.8	4.1	38.7%	34.5%																															
Career	60/11	6.7	0.7	3.6	43.6%	36.6%																															
Career Highs	Pts: 26	Asst: 3	Reb: 10	Stl: 3																																	
Season High	Pts: 22	Asst: 3	Reb: 7	Stl: 3																																	
	15	<p>TYLER HENDRICKS R-Fr. • G • 6-6 • 190 • Fort Lauderdale, Fla.</p> <table border="1"> <thead> <tr> <th>GP/GS</th> <th>PPG</th> <th>APG</th> <th>RPG</th> <th>FG%</th> <th>3FG%</th> <th>FT%</th> </tr> </thead> <tbody> <tr> <td>23-24</td> <td>9/0</td> <td>3.8</td> <td>0.2</td> <td>1.2</td> <td>50.0%</td> <td>38.5%</td> </tr> <tr> <td>Career</td> <td>9/0</td> <td>3.8</td> <td>0.2</td> <td>1.2</td> <td>50.0%</td> <td>38.5%</td> </tr> <tr> <td>Career Highs</td> <td>Pts: 7</td> <td>Asst: 1</td> <td>Reb: 4</td> <td>Stl: 1</td> <td></td> <td></td> </tr> <tr> <td>Season High</td> <td>Pts: 7</td> <td>Asst: 1</td> <td>Reb: 4</td> <td>Stl: 1</td> <td></td> <td></td> </tr> </tbody> </table> <ul style="list-style-type: none"> Made his collegiate debut in UCF's '23-'24 season opener, scoring seven points and pulling in four rebounds Did not see game action during the 2022-23 season, earning a redshirt Was one of 12 sets of twins and one of 33 sets of brothers in NCAA Division I college basketball along with Taylor Hendricks, UCF's first lottery and first round NBA Draft pick, going ninth overall to the Utah Jazz in 2023. Played for Calvary Christian Academy in Fort Lauderdale, Fla. and helped lead them to a Florida 3A state championship as a junior and senior in 2020-21 and 2021-22 	GP/GS	PPG	APG	RPG	FG%	3FG%	FT%	23-24	9/0	3.8	0.2	1.2	50.0%	38.5%	Career	9/0	3.8	0.2	1.2	50.0%	38.5%	Career Highs	Pts: 7	Asst: 1	Reb: 4	Stl: 1			Season High	Pts: 7	Asst: 1	Reb: 4	Stl: 1		
GP/GS	PPG	APG	RPG	FG%	3FG%	FT%																															
23-24	9/0	3.8	0.2	1.2	50.0%	38.5%																															
Career	9/0	3.8	0.2	1.2	50.0%	38.5%																															
Career Highs	Pts: 7	Asst: 1	Reb: 4	Stl: 1																																	
Season High	Pts: 7	Asst: 1	Reb: 4	Stl: 1																																	
	21	<p>C.J. WALKER 5th • F • 6-8 • 215 • Sanford, Fla. • Oregon</p> <table border="1"> <thead> <tr> <th>GP/GS</th> <th>PPG</th> <th>APG</th> <th>RPG</th> <th>FG%</th> <th>3FG%</th> <th>FT%</th> </tr> </thead> <tbody> <tr> <td>23-24</td> <td>8/5</td> <td>6.9</td> <td>0.9</td> <td>5.0</td> <td>33.3%</td> <td>14.3%</td> </tr> <tr> <td>Career</td> <td>91/46</td> <td>6.4</td> <td>0.7</td> <td>4.4</td> <td>42.7%</td> <td>28.0%</td> </tr> <tr> <td>Career Highs</td> <td>Pts: 19</td> <td>Asst: 3</td> <td>Reb: 16</td> <td>Stl: 3</td> <td>Bk: 4</td> <td></td> </tr> <tr> <td>Season High</td> <td>Pts: 10</td> <td>Asst: 3</td> <td>Reb: 9</td> <td>Stl: 1</td> <td>Bk: 3</td> <td></td> </tr> </tbody> </table> <ul style="list-style-type: none"> Made his return to the starting lineup on Jan. 10, 2024 against Kansas for the first time since March 11, 2022. Recorded a team-high three blocks against the Jayhawks along with seven points and two rebounds in nearly 30 minutes. Scored 10 points and gathered five rebounds and three assists in his second game back from injury vs. B-CU (12/29/23) Made his 2023-24 season debut on 12/21 after missing the first 10 games with an injury; grabbed four rebounds Battled injuries throughout the '22-'23 season; the team announced he was out for the remainder of the season on 1/8 Played in four games; finished the 2022-23 campaign averaging 19.5 minutes, 5.0 points and 3.5 rebounds per game 	GP/GS	PPG	APG	RPG	FG%	3FG%	FT%	23-24	8/5	6.9	0.9	5.0	33.3%	14.3%	Career	91/46	6.4	0.7	4.4	42.7%	28.0%	Career Highs	Pts: 19	Asst: 3	Reb: 16	Stl: 3	Bk: 4		Season High	Pts: 10	Asst: 3	Reb: 9	Stl: 1	Bk: 3	
GP/GS	PPG	APG	RPG	FG%	3FG%	FT%																															
23-24	8/5	6.9	0.9	5.0	33.3%	14.3%																															
Career	91/46	6.4	0.7	4.4	42.7%	28.0%																															
Career Highs	Pts: 19	Asst: 3	Reb: 16	Stl: 3	Bk: 4																																
Season High	Pts: 10	Asst: 3	Reb: 9	Stl: 1	Bk: 3																																
	22	<p>NILS MACHOWSKI Fr. • F • 6-3 • 180 • Berlin, Germany</p> <table border="1"> <thead> <tr> <th>GP/GS</th> <th>PPG</th> <th>APG</th> <th>RPG</th> <th>FG%</th> <th>3FG%</th> <th>FT%</th> </tr> </thead> <tbody> <tr> <td>23-24</td> <td>16/0</td> <td>1.9</td> <td>1.1</td> <td>0.9</td> <td>30.0%</td> <td>31.6%</td> </tr> <tr> <td>Career</td> <td>16/0</td> <td>1.9</td> <td>1.1</td> <td>0.9</td> <td>30.0%</td> <td>31.6%</td> </tr> <tr> <td>Career Highs</td> <td>Pts: 13</td> <td>Asst: 3</td> <td>Reb: 3</td> <td>Stl: 2</td> <td></td> <td></td> </tr> <tr> <td>Season High</td> <td>Pts: 13</td> <td>Asst: 3</td> <td>Reb: 3</td> <td>Stl: 2</td> <td></td> <td></td> </tr> </tbody> </table> <ul style="list-style-type: none"> Tallied 13 points on five-of-seven shooting, including three-for-three from three-point land against Miami (11/10/23) Made his collegiate debut on opening night for UCF, scoring five points with an assist, steal and rebound Spent time in the top tier of German basketball with Alba Berlin Won back-to-back U19 championships with Alba Berlin in 2022 and 2023 Was the starting point guard on the 2022 German National Team in the U18 European Championship 	GP/GS	PPG	APG	RPG	FG%	3FG%	FT%	23-24	16/0	1.9	1.1	0.9	30.0%	31.6%	Career	16/0	1.9	1.1	0.9	30.0%	31.6%	Career Highs	Pts: 13	Asst: 3	Reb: 3	Stl: 2			Season High	Pts: 13	Asst: 3	Reb: 3	Stl: 2		
GP/GS	PPG	APG	RPG	FG%	3FG%	FT%																															
23-24	16/0	1.9	1.1	0.9	30.0%	31.6%																															
Career	16/0	1.9	1.1	0.9	30.0%	31.6%																															
Career Highs	Pts: 13	Asst: 3	Reb: 3	Stl: 2																																	
Season High	Pts: 13	Asst: 3	Reb: 3	Stl: 2																																	
	24	<p>JAYLIN SELLERS Jr. • G • 6-4 • 196 • Columbus, Ga. • Ball State</p> <table border="1"> <thead> <tr> <th>GP/GS</th> <th>PPG</th> <th>APG</th> <th>RPG</th> <th>FG%</th> <th>3FG%</th> <th>FT%</th> </tr> </thead> <tbody> <tr> <td>23-24</td> <td>18/17</td> <td>17.1</td> <td>1.1</td> <td>4.4</td> <td>43.0%</td> <td>27.5%</td> </tr> <tr> <td>Career</td> <td>80/52</td> <td>11.7</td> <td>0.8</td> <td>3.2</td> <td>48.3%</td> <td>38.4%</td> </tr> <tr> <td>Career Highs</td> <td>Pts: 34</td> <td>Asst: 5</td> <td>Reb: 14</td> <td>Stl: 4</td> <td></td> <td></td> </tr> <tr> <td>Season High</td> <td>Pts: 34</td> <td>Asst: 5</td> <td>Reb: 11</td> <td>Stl: 4</td> <td></td> <td></td> </tr> </tbody> </table> <ul style="list-style-type: none"> Leads the team with 16 double-digit point games, has five 20+ point games on the year Led the Big 12 in points per game from Nov. 27-Dec. 18, now sitting fourth in the league with a mark of 17.1 Posted a career-high 34 pts. against Stetson (11/26/23), helping him earn the Big 12's Co-Newcomer of the Week nod Impressed in his UCF debut on opening night, scoring 23 points, and earned 22-point, 11-rebound next outing at Miami Shot 45% from the three point line in 2022-23 (54-for-120) and was 49% from the field (144-for-249) Had 23 games in which he scored double-digit points, including six where he scored 20+ points in 2022-23 	GP/GS	PPG	APG	RPG	FG%	3FG%	FT%	23-24	18/17	17.1	1.1	4.4	43.0%	27.5%	Career	80/52	11.7	0.8	3.2	48.3%	38.4%	Career Highs	Pts: 34	Asst: 5	Reb: 14	Stl: 4			Season High	Pts: 34	Asst: 5	Reb: 11	Stl: 4		
GP/GS	PPG	APG	RPG	FG%	3FG%	FT%																															
23-24	18/17	17.1	1.1	4.4	43.0%	27.5%																															
Career	80/52	11.7	0.8	3.2	48.3%	38.4%																															
Career Highs	Pts: 34	Asst: 5	Reb: 14	Stl: 4																																	
Season High	Pts: 34	Asst: 5	Reb: 11	Stl: 4																																	
	31	<p>THIERNO SYLLA So. • F • 6-11 • 216 • Conakry, Guinea</p> <table border="1"> <thead> <tr> <th>GP/GS</th> <th>PPG</th> <th>APG</th> <th>RPG</th> <th>FG%</th> <th>3FG%</th> <th>FT%</th> </tr> </thead> <tbody> <tr> <td>23-24</td> <td>17/7</td> <td>5.2</td> <td>0.4</td> <td>4.1</td> <td>35.6%</td> <td>29.5%</td> </tr> <tr> <td>Career</td> <td>44/7</td> <td>3.4</td> <td>0.3</td> <td>2.3</td> <td>39.7%</td> <td>32.5%</td> </tr> <tr> <td>Career Highs</td> <td>Pts: 20</td> <td>Asst: 2</td> <td>Reb: 11</td> <td>Stl: 2</td> <td>Bk: 2</td> <td></td> </tr> <tr> <td>Season High</td> <td>Pts: 20</td> <td>Asst: 2</td> <td>Reb: 11</td> <td>Stl: 2</td> <td>Bk: 2</td> <td></td> </tr> </tbody> </table> <ul style="list-style-type: none"> Had a career night vs. Jacksonville (12/6/23), scoring 20 points and 11 rebounds, his first career double-double Recorded his first two collegiate starts at the Jacksonville Classic, starting against South Dakota St. and Charlotte Earned a career-high two steals in UCF's '23-'24 opener, also cashed in nine points, one shy of tying a career high Appeared in 27 games, coming off the bench in all of them and playing in 167 minutes in 2022-23 Scored a 2022-23 season-high 10 points twice (11/23 vs. Evansville, 2/11 vs. Tulsa) Played at Royal Crown Academic School in Ontario, Canada prior to collegiate basketball 	GP/GS	PPG	APG	RPG	FG%	3FG%	FT%	23-24	17/7	5.2	0.4	4.1	35.6%	29.5%	Career	44/7	3.4	0.3	2.3	39.7%	32.5%	Career Highs	Pts: 20	Asst: 2	Reb: 11	Stl: 2	Bk: 2		Season High	Pts: 20	Asst: 2	Reb: 11	Stl: 2	Bk: 2	
GP/GS	PPG	APG	RPG	FG%	3FG%	FT%																															
23-24	17/7	5.2	0.4	4.1	35.6%	29.5%																															
Career	44/7	3.4	0.3	2.3	39.7%	32.5%																															
Career Highs	Pts: 20	Asst: 2	Reb: 11	Stl: 2	Bk: 2																																
Season High	Pts: 20	Asst: 2	Reb: 11	Stl: 2	Bk: 2																																



UCF'S RECORD WHEN...

Category	Season	B12
Win the tip	10-3	3-1
Lose the tip	2-3	0-2
Home games	9-3	2-1
Away games	1-3	1-2
Neutral site games	2-0	N/A
vs. Top 25 teams	1-3	1-2
Lead at Halftime	9-1	1-0
Trail at Halftime	3-5	2-3
Tied at Halftime	0-0	0-0
In Overtime	1-0	0-0
Lead with 10:00 remaining	10-1	2-0
Trail with 10:00 remaining	2-5	1-3
Tied with 10:00 remaining	0-0	0-0
Lead with 5:00 remaining	10-0	2-0
Trail with 5:00 remaining	1-6	0-3
Tied with 5:00 remaining	1-0	1-0
Lead with 2:00 remaining	12-0	3-0
Trail with 2:00 remaining	0-6	0-3
Tied with 2:00 remaining	0-0	0-0
Score Fewer than 50 Points	0-1	0-1
Score 50-59 Points	0-2	0-2
Score 60-69 Points	2-1	1-0
Score 70-79 Points	6-1	2-0
Score 80-89 Points	2-1	0-0
Score 90+ Points	2-0	0-0
Opponent Scores Fewer than 50 Points	1-0	0-0
Opponent Scores 50-59 Points	6-1	1-1
Opponent Scores 60-69 Points	2-1	1-1
Opponent Scores 70-79 Points	2-2	1-1
Opponent Scores 80-89 Points	1-2	0-0
Opponent Scores 90+ Points	0-0	0-0
Shoot Under 30 Percent	0-2	0-2
Shoot 30-39 Percent	3-2	1-1
Shoot 40-49 Percent	7-2	1-0
Shoot 50+ Percent	2-0	1-0
Opponent Shoots Under 30 Percent	1-0	0-0
Opponent Shoots 30-39 Percent	6-1	1-1
Opponent Shoots 40-49 Percent	3-4	0-2
Opponent Shoots 50+ Percent	2-1	2-0
Outrebound Opponent	10-4	2-1
Outrebounded by Opponent	2-2	1-2
Rebounds equal	0-0	0-0
Commit fewer turnovers	8-3	1-1
Commit more turnovers	2-2	1-2
Turnovers equal	2-1	1-0
Outscore opponent's bench	9-3	1-2
Opponent bench scores more	3-3	2-1
Games Decided by 1-5 Points	3-3	1-1
Games Decided by 6-10 Points	1-0	1-0
Games Decided by 11-19 Points	3-2	1-1
Games Decided by 20+ Points	5-1	0-1
Wearing white	7-3	2-1
Wearing black	5-3	1-2
Wearing Citronauts	0-0	0-0
November	4-2	N/A
December	5-1	N/A
January	3-3	3-3
February	0-0	0-0
March	0-0	0-0
Monday	3-0	0-0
Tuesday	1-0	1-0
Wednesday	3-0	2-0
Thursday	2-0	0-0
Friday	1-1	0-0
Saturday	1-3	0-3
Sunday	1-2	0-0

THE LAST TIME...

Category	UCF	Opponent
Scored 100	107 vs. Memphis (1/11/23)	104 vs. Memphis (1/11/23)
Scored 110	115 vs. West Florida (11/12/10)	127 vs. Southern (2/24/93)
Scored 120	130 vs. Florida Tech (1/23/80)	127 vs. Southern (2/24/93)
Scored under 40	38 vs. #11 Cincinnati (1/16/18)	44 vs. Bethune-Cookman (12/29/23)
Scored under 50	49 vs. #7 Houston (1/29/22)	44 vs. Bethune-Cookman (12/29/23)
Won by 30	44 vs. Bethune-Cookman (12/29/23)	37 at #6 Cincinnati (2/6/18)
Won by 40	44 vs. Bethune-Cookman (12/29/23)	42 at Coll. of Charles. (2/1/96)
Won by 50	54 vs. West Florida (11/12/10)	50 at North Carolina (12/2/89)
Scored 50 in the 1st half	51 vs. Tulsa (2/11/23)	52 at Memphis (2/1/21)
Scored 50 in the 2nd half	54 vs. Bethune-Cookman (12/29/23)	55 vs. Stetson (11/26/23)
Scored 60 points or fewer in win	52-45 vs. Wichita State (12/28/22)	57-42 at Houston (1/20/24)
Scored 90 points or more in loss	98-95 vs. UNC Asheville (11/7/22)	107-104 vs. Memphis (1/11/23)
Made 40 FG	40 at Marshall (2/27/10)	41 at Florida State (12/6/14)
Attempted 80 FG	81 vs. UNC Asheville (11/7/22)	80 vs. Tulane (1/14/15)
Shot under 30% from the field	15.9% at Houston (1/20/24)	23.5% vs. Cal St. Fullerton (11/16/23)
Made 12 3-pt FG	15 vs. Jacksonville (12/6/23)	13 vs. Stetson (11/26/23)
Made 15 3-pt FG	15 vs. Jacksonville (12/6/23)	16 vs. Tulane (1/14/15)
Didn't make a 3-pt FG	0-14 at #6 Cincinnati (2/6/18)	0-23 vs. UAB (1/9/13)
Attempted 30 3-pt FG	33 vs. Jacksonville (12/6/23)	30 vs. Stetson (11/26/23)
Made 30 FT	33 vs. Memphis (1/11/23)	30 at Houston (1/3/20)
Made 35 FT	36 vs. Bethune (12/22/15)	43 at Marshall (2/27/10)
Attempted 40 FT	44 vs. South Florida (2/13/19)	40 at Wichita State (1/26/22)
Attempted 50 FT	56 vs. FAU (12/15/93)	67 at Marshall (2/27/10)
Made 5 or less free throws	3-for-5, at Kansas State (1/6/24)	3-for-5, vs. Stetson (12/21/22)
Shot 100% on FTs (min. 10 att.)	11-for-11, at Michigan (12/6/20)	16-for-16, vs. SMU (3/4/20)
Shot 40% or worse on FTs	4-for-10, vs. Temple (12/31/19)	6-for-18, vs. Memphis (1/12/22)
Had 50 rebounds	52 vs. Jacksonville (12/6/23)	53 at South Florida (1/15/22)
Had 60 rebounds	69 vs. West Florida (12/17/93)	61 at Georgia (12/19/95)
Had 20+ offensive rebounds	20, vs. Bethune-Cookman (12/29/23)	21, at South Florida (1/15/22)
Had 5 or less offensive rebounds	5, vs. South Dakota State (11/19/23)	4, at Texas (1/17/24)
Had 25 assists	28 vs. Tulsa (2/11/23)	28 vs. Louisville (12/31/13)
Had 30 assists	30 vs. Campbell (2/28/04)	43 at Dayton (12/3/88)
Had 15 steals	16 vs. FIU (11/6/23)	16 at Cincinnati (2/4/23)
Had 20 steals	22 vs. Navy (12/6/03)	20 at Memphis (2/1/21)
Had 10 blocks	10 vs. Charlotte (11/20/23)	11 at Miami (11/10/23)
Had 14 blocks	14 vs. Temple (3/12/14)	15 vs. St. John's (11/26/17)
Didn't record a block	vs. Temple (1/28/23)	vs. Jacksonville (12/6/23)
Committed 5 or less turnovers	5, vs. South Dakota State (11/19/23)	4, vs. SMU (2/24/19)
Committed 20+ turnovers	24, at Cincinnati (2/4/23)	26, vs. Bethune-Cookman (12/29/23)
Won an OT game	74-71 vs. Charlotte (11/20/23)	77-70 vs. Temple (1/28/23)
Lost an OT game	77-70 vs. Temple (1/28/23)	74-71 vs. Charlotte (11/20/23)
Multiple OT game	107-104 vs. Memphis (1/11/23)	98-95 vs. UNC Asheville (11/7/22)
Made Game-Winning Buzzer Beater	69-66 vs. ECU (2/20/22)	68-66 vs. Missouri (12/17/22)

Category	UCF Player
Scored 25 pts	25, Darius Johnson vs. Ole Miss (12/10/23)
Scored 30 pts	34, Jaylin Sellers vs. Stetson (11/26/23)
Scored 35 pts	36, Aubrey Dawkins at Temple (3/9/19)
Scored 40 pts	45, Jermaine Taylor vs. Rice (2/25/09)
Two players score 20 pts	vs. South Dakota State (11/19/23)
Two players score 25 pts	Marchelus Avery (22), Jaylin Sellers (20) vs. Michigan (12/30/21)
Three players score 20 pts	Darin Green Jr. (27), Brandon Mahan (26) at #15 Florida State (12/19/20)
Five players score 10 pts	Brandon Mahan (32), Isaiah Adams (22), Darin Green Jr. (20) at Texas (1/17/24)
Three reserves score 10 pts	Jaylin Sellers (24), Shemarri Allen (17), Darius Johnson (11) Omar Payne (10), C.J. Walker (10) vs. Bethune-Cookman (12/29/23)
Made 20 FG	Marchelus Avery (11), Antwann Jones (10), C.J. Walker (10)
Attempted 20 FG	23, Bo Clark vs. Florida Tech (1/17/79)
Attempted 30 FG	20, Darius Johnson vs. Charlotte (11/20/23)
Made 5 3-point FG	31, Jermaine Taylor vs. ECU (3/7/09)
Made 6 3-point FG	5, Ithiel Horton vs. ECU (3/5/23)
Made 7 3-point FG	7, Ithiel Horton vs. South Florida (2/22/23)
Made 10 3-point FG	7, Ithiel Horton vs. South Florida (2/22/23)
Attempted 15 3-pt FG	11, Matt Williams vs. South Florida (1/17/17)
Attempted 20 3-pt FG	15, Darin Green Jr. vs. South Florida (2/3/22)
Made 10 FT	21, Matt Williams vs. South Florida (1/17/17)
Made 15 FT	10, Darius Johnson vs. Charlotte (11/20/23)
Attempted 15 FT	15, Bennie Shaw vs. Medgar Evers (12/18/75)
Attempted 20 FT	15, Collin Smith vs. Cincinnati (1/11/20)
Had 15 rebounds	21, Tacko Fall vs. South Florida (2/13/19)
Had 20 rebounds	19, Ibrahima Diallo vs. BYU (1/13/24)
Had 10 assists	20, Tacko Fall vs. SMU (2/24/19)
Had 12 assists	10, Darius Johnson vs. Tulsa (2/11/23)
Had 6 blocks	13, Brandon Goodwin at Tulane (2/19/15)
Had 8 blocks	6, Tacko Fall at Missouri (12/2/18)
Had 7 steals	8, Tom Herzog vs. Bethune-Cookman (12/11/10)
Had a double-double	7, Darius Johnson at Wichita State (2/8/23)
Two players had double-doubles	Ibrahima Diallo vs. West Virginia - 14 pts/12 reb (1/23/24)
Had a triple-double	Taylor Hendricks vs. Stetson - 16 pts/10 reb (12/21/22)
	Darius Johnson vs. Stetson - 16 pts/10 ast (12/21/22)
	Isaiah Sykes vs. East Carolina - 20 pts/16 reb/11 ast (2/9/13)

ADDITION FINANCIAL ARENA



The UCF men's and women's basketball programs have called the beautiful 10,000-seat Addition Financial Arena their home since the start of the 2007-08 season. Located in the heart of Knights Plaza on the expansive north side of campus, the state-of-the-art facility opened in the fall of 2007 to packed crowds at multiple events.

Addition Financial Arena's unique design provides an intimate atmosphere for all students, alumni, fans and supporters, while creating an intimidating environment for opponents. With a raucous student section, dubbed the "Knightmare," Addition Financial Arena has quickly become one of the more formidable basketball facilities in the entire southeast. The design offers perfect sight lines for all fans, giving every fan a spectacular view.

Approximately 7,000 seats make up the lower bowl, with an additional 3,000 seats situated in the upper level. Club level seating is on the east side of the arena, with exclusive access to the regal Black and Gold Club before, during and after each game.

The facility features 16 luxury boxes and suites, a club lounge, open concourse areas and numerous concession options. Fans benefit from a state-of-the-art audio and video system. The scoreboard located at center court features four video screens that show replays and player information with an LED ribbon board stretching around the bottom.

Patrons enter the building through a spacious lobby that has conveniently located concession and apparel stands.

Addition Financial Arena sits on the northern side of campus and is nestled in with UCF's other athletics facilities, including FBC Mortgage Stadium, The Venue, John Euliano Park and the UCF Soccer/Track Complex. FBC Mortgage Stadium also opened up during the same September week in 2007.

The arena is the centerpiece of an area that includes apartment-style dormitories with 2,000 total beds and about 100,000-square feet of retail space. Before and after games, fans can dine and shop at establishments like Barnes & Noble Bookstore, Burger U, Gringos Locos, Domino's, The Pop Parlour, Dunkin', Jimmy John's, Subway and Knightro's.

The neighboring retail area has room for 24 shops.

Addition Financial Arena also hosts premiere concerts along with UCF commencement ceremonies. The Central Florida Crusaders, expansion members of the National Indoor Soccer League, began fielding men's and women's teams in the venue for the 2022-23 season.

The arena is located directly in front of UCF's old home, The Venue, which re-opened following a year of massive renovations to create a new home for the women's volleyball program as well as dedicated practice facilities for both the men's and women's basketball programs. The Knights played in the former 5,100-seat building from 1991-2007.

Construction on the new facility began in November of 2005. The arena was designed by HOK Sports and constructed by KUD International.

The arena officially opened on Sept. 8, 2007, with a Reba McEntire concert. The first UCF event at the new arena occurred on Sept. 28, 2007, when the UCF volleyball team hosted East Carolina.



Capacity	10,000
Construction Began	November 2005
Construction Completed	August 2007
Design	HOK Sports
Construction	KUD International
Cost	\$80 million
Luxury Suites	16
Lower Level Seats	5,598
Upper Level Seats	3,365
Club Seats	502
Concession Stands	7
Points of Sale	28
Video Boards	4
First UCF Game	UCF 63, Nevada 60 (11/11/07)

Highest Single-Game Home Attendance Records

1.	10,011	Illinois (3/22/17)
2.	9,825	Memphis (1/10/09)
3.	9,469	Kansas (1/10/24)
4.	9,460	Marshall (1/13/10)
5.	9,383	Houston (1/25/23)
6.	9,358	Michigan (12/30/21)
7.	9,347	Rice (1/22/11)
8.	9,343	Florida State (11/13/13)
9.	9,141	Cincinnati (3/7/19)
10.	9,137	BYU (1/13/24)
11.	9,094	Marshall (1/5/11)
12.	8,882	West Virginia (1/23/24)
13.	8,734	Memphis (1/18/12)
14.	8,727	Massachusetts (11/13/09)
15.	8,142	Houston (1/29/22)
16.	8,044	East Carolina (1/19/11)
17.	7,862	Houston (1/11/12)
18.	7,760	Southern Miss (1/28/12)
19.	7,653	USF (11/18/10)
20.	7,565	Cincinnati (1/16/18)

Single-Season Home Attendance

1.	121,036 (6,370/19 games)	2010-11
2.	97,297 (5,723/17 games)	2011-12
3.	90,466 (4,523/20 games)	2012-13
4.	90,067 (5,298/17 games)	2013-14
5.	89,664 (5,274/17 games)	2022-23
6.	88,378 (4,651/19 games)	2016-17

Addition Financial Arena Record by Coaches

Coach	Seasons	Addition Financial Record	Win Pct.
Kirk Speraw	3	34-13 / 12-13*	.725 / .480*
Donnie Jones	6	74-33 / 59-33*	.692 / .641*
Johnny Dawkins	8	91-30	.752

*2008-09, 2009-10, 2010-11 victories vacated due to NCAA sanctions

Season-by-Season Record in Addition Financial Arena

Season	Head Coach	Home Record
2007-08	Kirk Speraw	12-4
2008-09	Kirk Speraw	13-3 / 0-3*
2009-10	Kirk Speraw	9-6 / 0-6*
2010-11	Donnie Jones	15-4 / 0-4*
2011-12	Donnie Jones	16-1
2012-13	Donnie Jones	15-5
2013-14	Donnie Jones	10-7
2014-15	Donnie Jones	10-8
2015-16	Donnie Jones	8-8
2016-17	Johnny Dawkins	15-3
2017-18	Johnny Dawkins	12-4
2018-19	Johnny Dawkins	15-2
2019-20	Johnny Dawkins	10-6
2020-21	Johnny Dawkins	6-3
2021-22	Johnny Dawkins	13-3
2022-23	Johnny Dawkins	11-6
2023-24	Johnny Dawkins	9-3
17 Seasons	3 Head Coaches	199-76 / 162-76*
		.724 / .681 Win %

*2008-09, 2009-10, 2010-11 victories vacated due to NCAA sanctions

UCF's Addition Financial Arena Winning Streaks

G	Began	Ended	Coach	Team to End Streak
14*	2/12/11	1/28/12	Donnie Jones	Southern Miss, 78-65
12**	2/6/08	1/10/09	Kirk Speraw	Memphis, 73-66
10	11/24/18	2/7/19	Johnny Dawkins	No. 12 Houston, 77-68
10*	11/12/10	1/19/11	Donnie Jones	East Carolina, 68-61
7	2/14/17	11/30/17	Johnny Dawkins	Missouri, 62-59
7	1/30/12	11/20/12	Donnie Jones	Middle Tennessee, 75-61
7*	3/7/09	12/30/09	Kirk Speraw	Jacksonville, 61-51
6	12/4/22	1/25/23	Johnny Dawkins	No. 3 Houston, 82-71
6	1/5/13	2/20/13	Donnie Jones	Marshall, 82-70
6	11/17/13	12/31/13	Donnie Jones	No. 10 Louisville, 90-65

*Streak is actually 11 due to three consecutive home wins at the end of the 2010-11 season being vacated via to NCAA sanctions
**Streak is actually four due to eight consecutive home wins to begin the 2008-09 season being vacated via to NCAA sanctions
*entire winning streak vacated due to NCAA sanctions



Johnny Dawkins

Head Coach | Eighth Season

UCF head men's coach Johnny Dawkins has built a particularly glossy college basketball playing and coaching catalogue—most recently including 2023 induction into the National Collegiate Basketball Hall of Fame and selection of a UCF player in the first round of the 2023 NBA Draft—as he joins the Knights in heading into Big 12 Conference play in 2023-24.

Dawkins' resume showcases:

- 15 seasons as a major-college head coach (the last seven at UCF), including eight postseason berths and a pair of National Invitation Tournament titles
- Extensive player development, highlighted by Taylor Hendricks' selection in the first round of the 2023 NBA Draft after only a single season at UCF

- 10 additional previous seasons of experience as an assistant coach at Duke, including NCAA Championship appearances every year, an NCAA title in 2001 and seven Atlantic Coast Conference Tournament crowns
 - A nine-year NBA career that included a career double-figure scoring average
 - A collegiate playing career at Duke that featured national player-of-the-year recognition as a senior as the school's all-time top career scorer, later culminating with his 2023 National Collegiate Basketball Hall of Fame selection
- In seven seasons at UCF, Dawkins has led the program to unprecedented heights, in the only seven-year stretch with three or more postseason appearances. He led the Knights to their first NCAA Championship victory in 2019. He's also responsible for producing UCF's first lottery pick after Taylor Hendricks was selected by the Utah Jazz with the ninth overall pick in the 2023 NBA Draft. Now, Dawkins will look to bring the Knights to even greater achievements as UCF beginning in 2023-24 begins participation in one of the deepest, most challenging conferences in college basketball, the Big 12.

Dawkins boasts five wins over ranked opponents in his time at the helm of the Knights, accounting for the majority of UCF's wins over Associated Press top-25 teams in the program's history. Most recently, the Knights topped in-state rival and 15th-ranked Florida State in Tallahassee in 2020, the program's first victory over the Seminoles. The Knights ripped off consecutive victories over No. 6 Houston and No. 19 Cincinnati during the 2018-19 regular-season run to the NCAA Championship, solidifying themselves in the field of 64. UCF defeated No. 24 Alabama in December 2017, after earning the first ranked win under Dawkins on Feb. 26, 2017, beating No. 15 Cincinnati 53-49. UCF cracked the AP poll on Mar. 4, 2019, for the first time since 2011, earning a ranking of 25th late in the regular season. It was the latest into a season that the Knights had been ranked. The home finale against Cincinnati in 2019 marked the first matchup of ranked teams at Addition Financial Arena.

Dawkins was named UCF's seventh head men's basketball coach on Mar. 23, 2016.

The 2019 NCAA Championship Run

The 2018-19 season was Dawkins' best to date with the Knights as he guided UCF to a number-nine seed in the NCAA Championship bracket, its highest seed in five all-time NCAA Championship appearances, and defeated eighth-seeded VCU 73-58 in first-round action.

UCF then came inches away from upsetting top overall seed Duke in the second round, ultimately falling 77-76 to Mike Krzyzewski, Zion Williamson and RJ Barrett as BJ Taylor's floater rimmed out and Aubrey Dawkins' tip-in barely missed at the buzzer.

The Knights were stellar down the stretch to secure their at-large NCAA Championship berth, winning on the road at No. 6/8 Houston to snap the Cougars' 33-game home win streak and topping No. 19/20 Cincinnati in Orlando. It marked the first time UCF had earned multiple victories over ranked opponents in the same season, and the Knights did it in back-to-back games.

Dawkins led UCF back to the NCAA Championship for the first time since 2005, and the first time as an at-large selection (with the previous four NCAA Championships as champions of the Atlantic Sun Conference Tournament in 1994, 1996, 2004 and 2005). He helped three individuals earn all-conference accolades from the American Athletic Conference in 2018-19, as UCF led the league with three honorees. BJ Taylor became the first Knight to earn first-team AAC honors, while Aubrey Dawkins was named second team and Tacko Fall added third-team honors. It marked just the second time that the Knights put multiple student-athletes on the AAC all-conference teams and the ninth time in the program's Division I history that multiple Knights earned all-conference honors in the same season (dating back to the 1993-94 season). With two players on the three all-conference teams, only Houston had more players earn all-conference honors.

Following the end of the 2018-19 regular season, Dawkins was named a finalist for the Skip Prosser Man of the Year Award and the Ben Jobe National Coach of the Year Award.

UCF finished the year 24-9, tied for the fourth most wins in a season in program history. The Knights' 23 regular-season wins marked a record in UCF's Division I era. The team went 13-5 in AAC play, the team's most league wins since joining that conference, and earned the number-four seed in the conference tournament for the second time in three seasons.

Dominant Defense

Known for their defense under Dawkins, the Knights ranked 11th in the nation in field-goal percentage defense, holding opponents to just 39.4 percent shooting in the 2018-19 NCAA Championship run. UCF was also 27th in scoring defense, allowing 64.5 points per game that season.

Defense always has been a priority with UCF teams, as four of Dawkins' seven seasons with the Knights have seen the team finish inside the top 50 nationally in scoring defense, including two top-10 finishes. UCF ranked third in the nation in scoring defense in 2017-18, holding teams to 61.7 points per game and 40.1% shooting, slotting the team at the No. 10 spot in the country. Dawkins' first season with UCF in 2016-17 saw the team finish No. 1 in field-goal percentage defense, limiting foes to 36.5% from the field, and No. 6 in scoring defense, with opponents averaging 61.2 points per contest.

Highly-Touted Hendricks

Taylor Hendricks qualifies as UCF's top recruit in program history. He came into college as a top-100 player in two of

COACHING EXPERIENCE

2016-present	UCF	Head Coach
2008-16	Stanford	Head Coach
2000-08	Duke	Associate Head Coach
2006-08	USA Basketball	Player Personnel
1998-99	Duke	Assistant Coach

NBA EXPERIENCE

1994-95	Detroit Pistons
1989-94	Philadelphia 76ers
1986-89	San Antonio Spurs
1986	Drafted, Spurs - 10th Overall

the three major recruit rankings as ESPN pinned him No. 54 and Rivals had him at No. 87. Hendricks lived up to the hype on opening night, dropping a team-best 23 points in his collegiate debut and finishing with averages of 15.3 points and 6.9 rebounds.

Through plenty of work and coaching throughout the season, Hendricks quietly began to creep into mock drafts across the country. At season's end, Hendricks had achieved two career-high marks of 25 points and recorded five double-doubles. He was the nation's only player to make 60 or more three-pointers, tally 55 or more blocks and record 35 or more dunks. He was honored with a unanimous selection to the American Athletic Conference All-Rookie Team and was named second-team All-AAC.

Hendricks announced his intent to enter the NBA Draft on Mar. 22, 2023, making him UCF's first one-and-done player. The freshman phenom later went on to become the Knights' first lottery pick as well as a first-round selection, going ninth to the Utah Jazz in the 2023 NBA Draft. Enshrined in the College Basketball Hall of Fame Dawkins was honored Aug. 30, 2023, as an inductee in the 18th class of the National Collegiate Basketball Hall of Fame. He was joined by former Duke coach Mike Krzyzewski, who was officially honored in the class of 2023 after initially being among the Hall of Fame's Founding Class in 2006.

Dawkins was inducted for his playing days as a Blue Devil and is one of the most decorated players in Duke history. He is regarded as a key early figure in the program's ascent to becoming a national power. From 1982-86, Dawkins piled up 2,556 points – a mark that stood as the school's scoring record until 2006 and remains second all-time. He was a two-time consensus All-American, a four-time All-ACC selection—and was recipient of the 1986 Naismith National Player of the Year award.

As a senior, Dawkins led Duke to the ACC regular-season and tournament titles, and an appearance in the NCAA national championship game. The 10th overall pick by the Spurs in the 1986 NBA Draft, Dawkins saw action in nine professional seasons with the Spurs, 76ers and Pistons. He averaged 11.1 points and 5.5 assists through 541 career NBA games.

UCF Player Honors

Multiple players have earned conference and national honors under Dawkins' tenure. Tacko Fall earned a spot on the Lefty Driesell Defensive All-America team in 2016-17 and was named the American Athletic Conference Defensive Player of the Year. B.J. Taylor earned first-team All-AAC and NABC first-team All-District honors in 2018-19.

Seven nods to the All-AAC Team were awarded while the Knights were members of that league. An additional three All-Rookie Team honors were earned, all over the last three seasons. Taylor Hendricks earned second-team All-Conference honors as well as a unanimous nod to the All-Rookie Team in 2022-23, as well as tallying a record nine conference rookie-of-the-week accolades. Darius Johnson and Isaiah Adams preceded Hendricks in earning All-Rookie Team nods in 2021-22 and 2020-21, respectively. Aubrey Dawkins (2018-19) and Taylor (2016-17) are the other Knights who received All-AAC second-team honors, while Darin Green Jr. (2021-22), Brandon Mahan (2020-21), Darius Perry (2020-21) and Fall (2018-19) all were members of an AAC third team.

Postseason Pushes

On top of the NCAA Championship run in 2018-19, the Knights have punched two tickets to the NIT under Dawkins' direction. In the most recent trip in 2023, the Knights travelled to Gainesville, Florida, and handily beat Florida 67-49, UCF's first road victory against the Gators in program history. The Knights were the only team to hold Florida under 50 points all season. It was the sixth time that season UCF limited an opponent to 50 points or fewer. The Knights' run came to an end in their inaugural meeting with top-seeded Oregon in Eugene.

The 2016-17 season took UCF to New York's Madison Square Garden in Dawkins' first year at the helm of the Knights. UCF hosted its first NIT game, defeating Colorado for the program's first postseason win in an NIT or NCAA game. The Knights went on to defeat top-seeded Illinois State on the road, before coming home to the first sell-out crowd at Addition Financial Arena and winning 68-58 over Illinois to earn a spot in the NIT semifinals. Under Dawkins' leadership, UCF led all NCAA Division I teams in defensive field-goal percentage, holding opponents to just 36.5 percent from the floor. The Knights were also sixth in the nation, allowing only 61.2 points per game, and gave up 45 or fewer points in four games over the course of the year. Dawkins was a finalist for both the Jim Phelan and Ben Jobe National Coach of the Year awards in his first season at UCF. Matt Williams set UCF records for three-pointers in a career, season and game, before signing a professional contract with the Miami Heat

Notable Notes

In UCF's Dec. 11, 2021, win over North Carolina A&T, Dawkins picked up his 100th victory with the Knights, becoming the fastest coach in program history and just the third one to do so. Following the end of the 2022-23 season, Dawkins stands 131-87 all-time as head coach of the Knights, a winning percentage of .600, currently the second-highest in program history, trailing only Torchy Clark's .755 mark.





In seven years, Dawkins has done a similarly successful job with his players in the classroom. With Dawkins at the helm, the Knights men's basketball program recorded an average semester team grade-point average over 3.0 for the first time in recorded history in 2018. Then the Knights did it again, setting a new program record with an average semester GPA of 3.03 in spring 2019. Under Dawkins' watch, more than 45 nods have been earned by Knights on the AAC All-Academic team.

When Dawkins took over at UCF, the Knights had gone 12-18 the season before and hadn't finished above .500 since 2012-13. He led UCF to a 24-12 record in his first season at the helm, the sixth-best turnaround in the nation. With just seven scholarship players due to transfers and injuries, the Knights earned the fourth seed – their highest ever – in the American Athletic Conference Tournament, eventually falling to league champion SMU in the semifinals.

Stanford Stint

Stanford put together four 20-win seasons in Dawkins' tenure as head coach. He is only the second coach in Stanford history with at least four 20-win seasons. Stanford's success on the court came against some of the toughest schedules in the nation. During the 2015-16 season, the Cardinal faced the sixth-most difficult slate in the country—with a nation-leading 17 of Stanford's 30 games against RPI top-50 squads. Stanford's strength of schedule was rated in the top 50 each of his final four seasons, including two in the top 20, with an average rank of 27.75.

The Cardinal basketball program also excelled in the classroom during Dawkins' tenure, earning at least three Pac-12 All-Academic selections for five consecutive seasons and producing back-to-back Pac-12 Scholar-Athlete of the Year recipients (2014, 2015). Stanford also received annual national academic recognition, with three players earning National Association of Basketball Coaches (NABC) Honors Court status in 2015. The Cardinal was one of 20 NCAA Division I teams to earn an NABC Team Academic Excellence Award in 2016.

In 2012, Dawkins mentored Chasson Randle to become the consummate student-athlete. Randle finished that season as Stanford's all-time leading scorer and earned the program's initial first-team Academic All-America selection since 2006. Under Dawkins, Stanford recorded back-to-back perfect Academic Progress Rate (APR) scores of 1,000 in both the 2012-13 and 2013-14 reports.

Player development was also markedly improved at Stanford under Dawkins' tutelage. Four Cardinal players were selected in the NBA Draft following their collegiate careers—including 2014 first-round pick Josh Huestis.

Learning from a Legend

The Washington, D.C., native coached for 10 years under the legendary Mike Krzyzewski at Duke. During Dawkins' decade as a coach at Duke, the Blue Devils won a national championship (2001), tallied six ACC regular-season championships, recorded seven ACC Tournament titles and posted a 330-60 (.846) record. In four consecutive seasons from 1999-2002, Duke finished the regular season ranked No. 1 in both national polls, a first in college basketball history. Duke reached a No. 1 national ranking in seven of 10 seasons with Dawkins on the coaching staff.

While at Duke, he also served as the player personnel director for the USA Basketball Senior National Team from 2006-08.

Decorated at Duke

Following a prolific high school career at Mackin Catholic High School in Washington, D.C. (McDonald's All-American and third-team Parade All-American), Dawkins made his way to Duke, where he would become one of the most decorated players to set foot in Durham, North Carolina.

He played for the Blue Devils from 1982-83 through 1985-86, earning consensus All-America honors twice (1985, 1986). Dawkins was also voted the 1986 Naismith National Player of the Year and named a Freshman All-American in 1983. During his collegiate career, he helped lead Duke to three NCAA Championship berths, including an NCAA title-game appearance in 1986. He was an All-ACC honoree all four seasons as a Blue Devil. Dawkins helped Duke win the 1986 ACC Tournament title in his senior season, claiming the MVP award in the process.

Dawkins finished his career as the school's all-time leading scorer and held that honor until 2006 when J.J. Redick surpassed his mark of 2,556 points. He recorded double-figure point totals in 129 of 133 collegiate games. Dawkins led the Blue Devils in scoring all four years, recording the fourth-highest season point total in school history with 809 in 1986. Dawkins remains Duke's career record-holder in field goals (1,026) and field goals attempted (2,019) while also setting the school's single-season mark for field goals (331) during the 1986 campaign.

Dawkins was inducted into the Duke Sports Hall of Fame in September 1996. His jersey number 24 was retired by the school.

COACHING RECORD

Year	School	Record	Pct
2008-09	Stanford	20-14	.588
2009-10	Stanford	14-18	.438
2010-11	Stanford	15-16	.484
2011-12	Stanford	26-11	.703
2012-13	Stanford	19-15	.559
2013-14	Stanford	23-13	.639
2014-15	Stanford	24-13	.649
2015-16	Stanford	15-15	.500
2016-17	UCF	24-12	.667
2017-18	UCF	19-13	.594
2018-19	UCF	24-9	.742
2019-20	UCF	16-14	.533
2020-21	UCF	11-12	.478
2021-22	UCF	18-12	.600
2022-23	UCF	19-15	.559
2023-24	UCF	12-6	.667
At UCF	8 Seasons	143-93	.606
Total	16 Seasons	299-208	.590

COACHING HIGHLIGHTS

2008-09	CBI Semifinals
2011-12	NIT Champions
2012-13	NIT Second Round
2013-14	NCAA Sweet 16
2014-15	NIT Champions
2016-17	NIT Semifinals
	Finalist for Jim Phelan National Coach of the Year
	Finalist for Ben Jobe National Coach of the Year
2018-19	Finalist for Skip Prosser Man of the Year
	Finalist for Ben Jobe National Coach of the Year
	NCAA Tournament
2022-23	NIT Second Round

COLLEGIATE CAREER

1982-86	Duke University
1985-86	Naismith National Player of the Year
	Consensus First Team All-America
	First Team All-ACC
	NCAA East Regional MVP
	ACC Tournament MVP
	Duke Team MVP
	Duke Co-Captain
1984-85	Consensus First Team All-America
	First Team All-ACC
	Duke Team MVP
1983-84	Second Team All-ACC
	Duke Team MVP
1982-83	Freshman All-America
	Second Team All-ACC
	Duke Team MVP

THE DAWKINS FILE

Hometown	Washington, D.C.
High School	Mackin Catholic
College	Duke, 1986

Professional Experience

A 1986 first-round NBA Draft pick (10th overall) by San Antonio, Dawkins saw action in nine NBA seasons with the Spurs (1986-89), Philadelphia 76ers (1989-94) and Detroit Pistons (1994-95). He averaged 11.1 points, 2.5 rebounds and 5.5 assists over 541 career NBA games.

Giving Back to the Game

Dawkins has served as a member of the National Association of Basketball Coaches Board of Directors since 2012. He currently serves on the NCAA Division I Men's Basketball Ethics Coalition, an independent committee of current and former coaches, charged with promoting ethical conduct through leadership, education and mentoring opportunities, while identifying key issues challenging the coaching community.



0 Charlie May

Guard | Redshirt Freshman | 6-5 | 183
Boca Raton, Fla. | St. Andrew's School

MAY NOTEBOOK

- Made his collegiate debut in the final minute of UCF's 2023-24 season opener in an 85-62 victory over FIU
- Did not see game action during the 2022-23 season.
- Helped St. Andrews to a state championship in his high school sophomore season.
- May and St. Andrews earned three district titles from his freshman to junior years.
- Was the team captain of his St. Andrews squad in his senior season.
- His father, Dusty May, is entering his sixth season head coach of the Florida Atlantic's men's basketball team and led the program to its first NCAA Final Four during the 2022-23 season. His brother, Jack May, is on Florida's men's basketball roster as a redshirt junior guard for the 2023-24 season.

COLLEGE PATH

22-23: Freshman - UCF
23-24: Redshirt Freshman - UCF

SOCIAL MEDIA

@charlie.may12
@charlie12may

Did You Know?

Major: Communications
Favorite pro athlete: Paul George
Favorite pro team: Indiana Pacers
Pre-game ritual: Listen to Youngboy
Favorite movie: Step Brothers
Favorite TV show: The Office
Favorite music artist: NBA Youngboy
Favorite food: Pizza
Second favorite sport: Football
Favorite off-day activity: Playing video games
Fun fact: His dog has one eye
Hidden talent: Good at Wii bowling

GAME-BY-GAME STATS

Opponent	Date	GS	MIN	Total		3-Pointers		Free throws		Rebounds				PF	A	TO	BLK	STL	PTS	AVG
				FG-FGA	PCT	3FG-3FGA	PCT	FT-FTA	PCT	OFF	DEF	TOT	AVG							
FIU	11/06/2023		00:38	0-0	.000	0-0	.000	0-0	.000	0	0	0	0.0	0	0	0	0	0	0	0.0
Cal St. Fullerton	11/16/2023		00:31	0-0	.000	0-0	.000	0-0	.000	0	0	0	0.0	0	0	0	0	0	0	0.0
Lipscomb	12/02/2023		01:37	0-1	.000	0-0	.000	0-0	.000	0	1	1	0.3	0	0	0	0	0	0	0.0
Jacksonville	12/06/2023		02:03	0-0	.000	0-0	.000	0-0	.000	0	1	1	0.5	0	0	0	0	0	0	0.0
Maine	12/18/2023		02:17	0-0	.000	0-0	.000	0-0	.000	0	1	1	0.6	2	0	0	0	0	0	0.0
Bethune-Cookman	12/29/2023		02:56	0-0	.000	0-0	.000	0-0	.000	0	0	0	0.5	0	0	1	0	1	0	0.0
Totals			0 10:02	0-1	.000	0-0	.000	0-0	.000	0	3	3	0.5	2	0	1	0	1	0	0.0

Player Averages

Games Played	Minutes/game	Points/game	FG Pct	3FG Pct	FT Pct	Rebounds/game	Assists/game	Turnovers/game	Assist/Turnover ratio	Steals/game	Blocks/game
6	1.7	0.0	0.0	0.0	0.0	0.5	0.0	0.2	0.0	0.2	0.0

MISCELLANEOUS

Situation	'23-'24
Led team in scoring	-
Led team in rebounds	-
Led team in assists	-
Led team in blocks	-
Led team in steals	-
Double-Doubles	-
Double Figure Points	-
5+ Rebounds	-
Double Figure Rebounds	-
20-Point Games	-
30-Point Games	-
3+ Three Pointers	-
5+ Assists	-
3+ Steals	-
3+ Blocks	-

2023-24 GAME HIGHS


Points	N/A	-
Rebounds	1	3x, last vs. Maine (12/18/23)
Assists	N/A	-
Steals	1	Bethune-Cookman (12/29/23)
Blocks	N/A	-
FGs Made	N/A	-
FGs Attempted	1	Lipscomb (12/2/23)
3-Pt. FGs Made	N/A	-
3-Pt. FGs Attempted	N/A	-
FTs Made	N/A	-
FTs Attempted	N/A	-

SINGLE-GAME CAREER HIGHS

Points	N/A	-
Rebounds	1	3x, last vs. Maine (12/18/23)
Assists	N/A	-
Steals	1	Bethune-Cookman (12/29/23)
Blocks	N/A	-
FGs Made	N/A	-
FGs Attempted	1	Lipscomb (12/2/23)
3-Pt. FGs Made	N/A	-
3-Pt. FGs Attempted	N/A	-
FTs Made	N/A	-
FTs Attempted	N/A	-

CAREER STATS

SEASON	TEAM	Field Goals		3-Point		F-Throws		Rebounds				Scoring								
		GP-GS	MIN/AVG	FG-FGA	FG%	3FG-3FGA	3FG%	FT-FTA	FT%	OFF	DEF	TOT	AVG	PF-FO	A	TO	BLK	STL	PTS	AVG
2023-24	UCF	6-0	10/1.7	0-1	.000	0-0	.000	0-0	.000	0	3	3	0.5	2-0	0	1	0	1	0	0.0
TOTAL		6-0	10/1.7	0-1	.000	0-0	.000	0-0	.000	0	3	3	0.5	2-0	0	1	0	1	0	0.0



1 Antwann Jones

Guard | 5th Year | 6-6 | 215

Orlando, Fla. | Oak Ridge | Louisiana/Creighton/Memphis

JONES NOTEBOOK

- Made his UCF debut on 12/10/23, playing in almost 16 minutes against Ole Miss.
- Played in eight games in 2021-22 with Louisiana, including one start against Jackson State, shooting 40% from the field on the season
- Recorded nine assists and added one block with the Rajin Cajuns
- Played in 30 games in 2020-21 with Creighton, including one start, while averaging 3.4 points, 2.2 rebounds and 1.3 assists per contest in 10.9 minutes per game
- Made his Creighton debut with 11 points, 5 rebounds and 4 assists vs. North Dakota State (Nov. 29), then had 12 points and 6 assists vs. Omaha (Dec. 1)
- Scored a season-high 13 points in 13 minutes with the Bluejays, adding four rebounds and two assists to lead comeback from 13 down vs. No. 22 Xavier (Dec. 23)
- Was able to practice, but redshirted and did not play for Creighton's BIG EAST champion team in 2019-20.
- Averaged 4.7 points and 3.0 rebounds in 16.7 minutes per game during his lone season at Memphis; saw action in 35-of-36 games, with six starts
- Shot 42.4 percent from the field, 34.1 percent from three-point range and 84.4 percent at the line; scored in double-figures seven times, with a high of 16 points vs. Wichita State (Jan. 3); Compiled a streak of four straight games with 11 points or more from Dec. 22-Jan. 3, averaging 12.8 points in that span

COLLEGE PATH

18-19: Freshman - Memphis
19-20: Sophomore - Creighton
20-21: R-Sophomore - Creighton
21-22: R-Junior - Louisiana
22-23: R-Senior - Did Not Play
23-24: 5th Year - UCF

SOCIAL MEDIA

@_twannnnn
 @j5_twann

Did You Know?

Major: Marketing
Favorite pro athlete: Shaquille O'Neal
Favorite pro team: Baltimore Ravens
Pre-game ritual: Pray, drink Starbucks, stretch, practice shooting, meditate
Favorite movie(s): Iron Man
Favorite TV show: Power
Favorite music artist: Kodak Black
Favorite food: Penne pasta alla vodka
Second favorite sport: UFC
Favorite off-day activity: Sleeping
Fun fact: He and his mom share the same birthday
Hidden talent: Can rap

GAME-BY-GAME STATS

Opponent	Date	GS	MIN	Total		3-Pointers		Free throws		Rebounds				PF	A	TO	BLK	STL	PTS	AVG
				FG-FGA	PCT	3FG-3FGA	PCT	FT-FTA	PCT	OFF	DEF	TOT	AVG							
Ole Miss	12/10/2023	2	15:55	0-2	.000	0-1	.000	3-6	.500	2	2	4	4.0	1	3	0	0	0	3	3.0
Maine	12/18/2023	1	14:36	1-3	.333	0-1	.000	0-2	.000	0	2	2	3.0	2	1	1	0	0	2	2.5
Florida A&M	12/21/2023	1	02:58	0-0	.000	0-0	.000	0-0	.000	0	0	0	2.0	1	0	0	0	0	0	1.7
Bethune-Cookman	12/29/2023	1	08:23	4-6	.667	2-2	1.000	0-0	.000	1	1	2	2.0	0	1	1	0	0	10	3.8
at Kansas St.	01/06/2024	1	14:09	0-3	.000	0-1	.000	0-0	.000	0	2	2	2.0	2	2	1	0	0	0	3.0
Kansas	01/10/2024	1	03:41	0-0	.000	0-0	.000	0-0	.000	1	0	1	1.8	1	0	1	0	0	0	2.5
at Texas	01/17/2024	1	04:14	0-2	.000	0-2	.000	0-0	.000	0	1	1	1.7	0	0	1	0	1	0	2.1
at Houston	01/20/2024	1	03:15	1-3	.333	0-1	.000	0-0	.000	0	0	0	1.5	0	0	0	0	1	2	2.1
West Virginia	01/23/2024	1	25:02	5-7	.714	1-1	1.000	2-2	1.000	1	0	1	1.4	0	3	0	1	1	13	3.3
Totals		0	92:13	11-26	.423	3-9	.333	5-10	.500	5	8	13	1.4	7	10	5	1	3	30	3.3

Player Averages

Games Played	Minutes/game	Points/game	FG Pct	3FG Pct	FT Pct	Rebounds/game	Assists/game	Turnovers/game	Assist/Turnover ratio	Steals/game	Blocks/game
9	10.2	3.3	42.3	33.3	50.0	1.4	1.1	0.6	2.0	0.3	0.1

MISCELLANEOUS

Situation	'23-'24
Led team in scoring	-
Led team in rebounds	-
Led team in assists	1
Led team in blocks	-
Led team in steals	1
Double-Doubles	-
Double Figure Points	2
5+ Rebounds	-
Double Figure Rebounds	-
20-Point Games	-
30-Point Games	-
3+ Three Pointers	-
5+ Assists	-
3+ Steals	-
3+ Blocks	-

2023-24 GAME HIGHS

Points	13	West Virginia (1/23/24)
Rebounds	4	Ole Miss (12/10/23)
Assists	3	2x, last vs. West Virginia (1/23/24)
Steals	1	3x, last vs. West Virginia (1/23/24)
Blocks	1	West Virginia (1/23/24)
FGs Made	5	West Virginia (1/23/24)
FGs Attempted	7	West Virginia (1/23/24)
3-Pt. FGs Made	2	Bethune-Cookman (12/29/23)
3-Pt. FGs Attempted	2	2x, last at Texas (1/17/24)
FTs Made	3	Ole Miss (12/10/23)
FTs Attempted	6	Ole Miss (12/10/23)

SINGLE-GAME CAREER HIGHS

Points	16	Wichita State (1/3/19)
Rebounds	7	2x, last vs. Kennesaw St. (12/4/20)
Assists	6	Little Rock (12/19/18)
Steals	3	3x, last at Creighton (3/22/19)
Blocks	3	UCF (1/27/19)
FGs Made	7	Wichita State (1/3/19)
FGs Attempted	14	Canisius (11/23/18)
3-Pt. FGs Made	2	8x, last vs. Bethune-Cookman (12/29/23)
3-Pt. FGs Attempted	5	ECU (1/10/19)
FTs Made	7	Kennesaw St. (12/4/20)
FTs Attempted	8	Kennesaw St. (12/4/20)

CAREER STATS

SEASON	TEAM	GP-GS	MIN/AVG	Field Goals		3-Point		F-Throws		Rebounds				Scoring						
				FG-FGA	FG%	3FG-3FGA	3FG%	FT-FTA	FT%	OFF	DEF	TOT	AVG	PF	FO	A	TO	BLK	STL	PTS
2018-19	Mem	35-6	580/16.6	56-132	.424	15-44	.341	38-45	.844	18	86	104	3.0	59-2	64	51	14	23	165	4.7
2020-21	CU	30-1	326/10.9	34-91	.374	12-37	.324	22-32	.688	15	52	67	2.2	36-0	39	22	6	7	102	3.4
2021-22	LA	8-1	65/8.1	6-15	.400	2-7	.286	3-7	.429	4	8	12	1.5	6-0	9	4	1	0	17	2.1
2023-24	UCF	9-0	92/10.2	11-26	.423	3-9	.333	5-10	.500	5	8	13	1.4	7-0	10	5	1	3	30	3.3
TOTAL FOR UCF		9-0	92/10.2	11-26	.423	3-9	.333	5-10	.500	5	8	13	1.4	7-0	10	5	1	3	30	3.3
TOTAL		82-8	1064/13.0	107-264	.405	32-97	.330	68-94	.723	42	154	196	2.4	108-2	122	82	22	33	314	3.8



2 Shemarri Allen

Guard | 5th Year | 6-4 | 190
Arden, N.C. | T.C. Roberson | UMKC / Cowley CC

ALLEN NOTEBOOK

- Played 30 minutes in his UCF debut on opening night against FIU, earning the start while posting eight points, five rebounds, five assists and three steals.
- Earned Second Team All-Summit League and Summit League All-Defensive Team honors in 2022-23 in his senior season at UMKC, a year in which he appeared in 29 games, making 28 starts
- Averaged 17.0 points on 41.4% shooting in 2022-23, adding 5.0 rebounds, 2.7 assists and 2.0 steals per game. He finished the year ranked top-10 in the Summit in FG% (6th), free throws made (5th), minutes per game (6th), points per game (6th) and steals per game (1st); finished the campaign ranked top-100 in the NCAA in free throw attempts (70th), minutes per game (96th), steals (57th) and steals per game (28th)

- Scored in double-digits in 25 games, including 10 games above 20 points
- Notched season-high 34 points in triple-OT game at Denver on Dec. 29, including game-tying three at end of regulation
- Suffered season-ending arm injury against North Dakota on Feb. 18
- Appeared in 30 games in 2021-22, starting in seven and averaged 23.5 minutes per game, sixth-best on team. His 57.9% field goal percentage was second-best on team
- Earned first-career start against Morehead State on Nov. 27, 2021, notching six points, five rebounds and three assists

COLLEGE PATH

19-20: Freshman - Cowley CC
20-21: Sophomore - Cowley CC
21-22: Junior - UMKC
22-23: Senior - UMKC
23-24: 5th Year - UCF

SOCIAL MEDIA

@shemarrallen
@shemarrallen23

CAREER HONORS

Second Team All-Summit League 2022-23
Summit League All-Defensive Team 2022-23

Did You Know?

Major: Liberal Arts/Business
Favorite pro athlete: LeBron James
Favorite pro team: Dallas Mavericks
Favorite movie: Love and Basketball
Favorite TV show: Power
Favorite music artist: NBA Youngboy
Favorite food: Soul Food
Second favorite sport: Football
Favorite off-day activity: Stream video games
Fun fact: Played soccer in high school
Hidden talent: Can juggle

MISCELLANEOUS

Situation	'23-'24
Led team in scoring	-
Led team in rebounds	2
Led team in assists	7
Led team in blocks	3
Led team in steals	8
Double-Doubles	-
Double Figure Points	4
5+ Rebounds	4
Double Figure Rebounds	-
20-Point Games	-
30-Point Games	-
3+ Three Pointers	1
5+ Assists	3
3+ Steals	5
3+ Blocks	1

GAME-BY-GAME STATS

Opponent	Date	GS	MIN	Total		3-Pointers		Free throws		Rebounds				PF	A	TO	BLK	STL	PTS	AVG
				FG-FGA	PCT	3FG-3FGA	PCT	FT-FTA	PCT	OFF	DEF	TOT	AVG							
FIU	11/06/2023	*	29:16	3-7	.429	0-1	.000	2-3	.667	2	3	5	5.0	2	5	2	0	3	8	8.0
at Miami (FL)	11/10/2023	*	18:03	1-6	.167	0-0	.000	0-2	.000	2	2	4	4.5	4	1	4	0	0	2	5.0
Cal St. Fullerton	11/16/2023	*	29:24	3-9	.333	2-5	.400	1-2	.500	1	2	3	4.0	2	2	2	1	4	9	6.3
vs South Dakota St.	11/19/2023	*	34:00	3-5	.600	0-0	.000	1-2	.500	1	3	4	4.0	3	3	1	0	1	7	6.5
vs Charlotte	11/20/2023	*	39:00	1-5	.200	0-0	.000	0-0	.000	1	3	4	4.0	4	2	2	3	0	2	5.6
Stetson	11/26/2023	*	34:08	4-9	.444	0-0	.000	3-3	1.000	0	1	1	3.5	4	0	3	0	1	11	6.5
Lipscomb	12/02/2023	*	23:34	2-3	.667	0-1	.000	0-0	.000	0	2	2	3.3	1	2	3	0	1	4	6.1
Jacksonville	12/06/2023	*	24:46	3-9	.333	0-3	.000	1-4	.250	1	3	4	3.4	4	3	0	1	3	7	6.3
Ole Miss	12/10/2023	*	26:14	5-10	.500	0-2	.000	4-4	1.000	0	3	3	3.3	5	2	1	0	0	14	7.1
Maine	12/18/2023	*	20:57	3-6	.500	0-1	.000	3-6	.500	1	8	9	3.9	0	5	0	0	0	9	7.3
Florida A&M	12/21/2023	*	33:28	4-8	.500	3-5	.600	0-0	.000	1	5	6	4.1	1	2	2	1	2	11	7.6
Bethune-Cookman	12/29/2023	*	23:26	3-8	.375	0-1	.000	1-1	1.000	1	3	4	4.1	0	3	1	1	2	7	7.6
at Kansas St.	01/06/2024	*	23:14	3-8	.375	0-0	.000	0-0	.000	0	1	1	3.8	3	2	1	0	1	6	7.5
Kansas	01/10/2024	*	29:48	1-7	.143	0-1	.000	0-0	.000	1	5	6	4.0	2	0	2	2	3	2	7.1
BYU	01/13/2024	*	33:02	2-7	.286	0-2	.000	2-2	1.000	0	6	6	4.1	2	3	2	2	5	6	7.0
at Texas	01/17/2024	*	36:21	6-12	.500	1-5	.200	4-5	.800	2	2	4	4.1	1	7	4	0	4	17	7.6
at Houston	01/20/2024	*	30:50	1-7	.143	1-3	.333	2-5	.400	2	1	3	4.1	3	0	2	0	1	5	7.5
West Virginia	01/23/2024	*	28:52	1-6	.167	0-1	.000	0-1	.000	1	3	4	4.1	1	5	3	2	4	2	7.2
Totals		17	518:23	49-132	.371	7-31	.226	24-40	.600	17	56	73	4.1	42	47	35	13	35	129	7.2

Player Averages

Games Played	Minutes/game	Points/game	FG Pct	3FG Pct	FT Pct	Rebounds/game	Assists/game	Turnovers/game	Assist/Turnover ratio	Steals/game	Blocks/game
18	28.8	7.2	37.1	22.6	60.0	4.1	2.6	1.9	1.3	1.9	0.7

2023-24 GAME HIGHS

Points	17	at Texas (1/17/24)
Rebounds	9	Maine (12/18/23)
Assists	7	at Texas (1/17/24)
Steals	5	BYU (1/13/24)
Blocks	3	vs. Charlotte (11/20/23)
FGs Made	6	at Texas (1/17/24)
FGs Attempted	12	at Texas (1/17/24)
3-Pt. FGs Made	3	Florida A&M (12/21/23)
3-Pt. FGs Attempted	5	3x, last at Texas (1/17/24)
FTs Made	4	2x, last at Texas (1/17/24)
FTs Attempted	6	Maine (12/18/23)

SINGLE-GAME CAREER HIGHS

Points	34	at Denver (12/29/22)
Rebounds	9	2x, last vs. Maine (12/18/23)
Assists	9	Calvary (12/4/21)
Steals	6	at North Dakota (1/19/23)
Blocks	3	2x, last vs. Charlotte (11/20/23)
FGs Made	12	at Denver (12/29/22)
FGs Attempted	29	at Denver (12/29/22)
3-Pt. FGs Made	3	2x, last vs. Florida A&M (12/21/23)
3-Pt. FGs Attempted	8	at Denver (12/29/22)
FTs Made	11	Idaho St. (11/29/22)
FTs Attempted	16	at North Dakota St. (1/21/23)

CAREER STATS

SEASON	TEAM	GP-GS	MIN/AVG	Field Goals		3-Point		F-Throws		Rebounds				Scoring						
				FG-FGA	FG%	3FG-3FGA	3FG%	FT-FTA	FT%	OFF	DEF	TOT	AVG	PF-FO	A	TO	BLK	STL	PTS	AVG
2021-22	KC	30-7	702/23.4	55-95	.579	0-15	.000	34-62	.548	22	65	87	2.9	107-9	65	30	14	26	144	4.8
2022-23	KC	29-28	1006/34.7	172-415	.414	24-70	.343	125-174	.718	50	95	145	5.0	83-1	77	71	13	59	493	17.0
2023-24	UCF	18-17	518/28.8	49-132	.371	7-31	.226	24-40	.600	17	56	73	4.1	42-1	47	35	13	35	129	7.2
TOTAL FOR UCF		18-17	518/28.8	49-132	.371	7-31	.226	24-40	.600	17	56	73	4.1	42-1	47	35	13	35	129	7.2
TOTAL		77-52	2226/28.9	276-642	.430	31-116	.267	183-276	.663	89	216	305	4.0	232-11	189	136	40	120	766	9.9



3 Darius Johnson

Guard | Junior | 6-1 | 200
Boys, Md. | Episcopal (Va.)

JOHNSON NOTEBOOK

- Posted a career-high 25 points against Charlotte in the Jacksonville Classic championship game, also tallied career high marks in free throws made (10), free throw attempts (12), and field goals attempted (20)
- Later tied his career-high 25 points four games later against Ole Miss
- Reached 200 career assists with an assist against Miami on 11/10/23
- Posted 15 points, four rebounds and four assists in UCF's 2023-24 season opening victory over FIU
- Scored double digits in 14 games in 2022-23, including five with 15 or more.
- Posted a then-career high 24 points in just his second game of the 2022-23 season after missing the first five games due to injury
- Tallied two games with 10 assists (vs. Stetson, 12/21/22; vs. Tulsa 2/11/23), resulting in two double-doubles on the year

- Snatched a steal in all but four of his 25 games in 2022-23, started the year with 10 straight games with a steal
- Named to the AAC All-Freshman Team and earned a pair of AAC Freshman of the Week honors during his rookie campaign.
- Saw action in all 30 games for the Knights in 2021-22, the only freshman and one of four players to do so.
- Prior to arriving at UCF, he earned a four-star ranking by both ESPN and Rivals.
- Was ranked as the 108th best player in his recruiting class by Rivals, along with the 18th best going guard in the nation and the fourth best player from Virginia.
- Son of UCF Director of Player Development Kelvin Johnson.
- Brother Xavier plays at Southern Illinois, is currently a fifth-year guard and will be playing in his second season with the Salukis after spending three seasons at George Mason. Xavier was named to the MVC All-Defensive Team in 2022-23.

COLLEGE PATH

21-22: Freshman - UCF
22-23: Sophomore - UCF
23-24: Junior - UCF

SOCIAL MEDIA

@dariusjohnson3
@dariusjohnson3

CAREER HONORS

- All Freshman Team 2021-22
- 2x Rookie of the Week Jan. 24, 2022, Feb. 21, 2022
- 2x Weekly Honor Roll Dec. 26, Feb. 13

Did You Know?

Major: Hospitality
Favorite pro athlete(s): Damian Lillard, Kevin Durant, Steph Curry
Favorite pro team: Washington Commanders
Pre-game ritual: Nap
Favorite movie(s): Rush Hour
Favorite TV show: Power
Favorite music artist: Youngboy
Favorite food: Chicken
Second favorite sport: Football
Favorite off-day activity: Sleep
Fun fact: Used to play lacrosse
Hidden talent: Can sing

GAME-BY-GAME STATS

Opponent	Date	GS	MIN	Total			3-Pointers		Free throws		Rebounds				PF		A		PTS	AVG	
				FG-FGA	PCT	3FG-3FGA	PCT	FT-FTA	PCT	OFF	DEF	TOT	AVG	PF	A	TO	BLK	STL			
FIU	11/06/2023	*	31:19	5-12	.417	3-8	.375	2-4	.500	1	3	4	4.0	3	4	6	0	2	15	15.0	
at Miami (FL)	11/10/2023	*	36:37	6-16	.375	1-6	.167	0-0	.000	1	1	2	3.0	2	1	5	0	1	13	14.0	
Cal St. Fullerton	11/16/2023	*	31:51	1-6	.167	1-2	.500	0-0	.000	0	4	4	3.3	1	3	2	0	1	3	10.3	
vs South Dakota St.	11/19/2023	*	34:00	4-10	.400	0-3	.000	3-5	.600	0	3	3	3.3	4	4	2	0	4	11	10.5	
vs Charlotte	11/20/2023	*	40:00	7-20	.350	1-6	.167	10-12	.833	0	6	6	3.8	2	4	5	0	3	25	13.4	
Stetson	11/26/2023	*	36:33	4-13	.308	1-4	.250	6-6	1.000	1	4	5	4.0	4	7	4	0	2	15	13.7	
Lipscomb	12/02/2023	*	30:30	7-12	.583	3-6	.500	2-2	1.000	0	5	5	4.1	2	3	3	0	2	19	14.4	
Jacksonville	12/06/2023	*	11:47	2-5	.400	2-4	.500	0-0	.000	0	1	1	3.8	4	3	0	0	0	6	13.4	
Ole Miss	12/10/2023	*	35:41	9-16	.563	2-5	.400	5-8	.625	0	1	1	3.4	2	3	4	1	5	25	14.7	
Maine	12/18/2023	*	22:25	5-6	.833	4-4	1.000	2-2	1.000	0	2	2	3.3	1	3	2	0	1	16	14.8	
Florida A&M	12/21/2023	*	36:50	4-11	.364	2-7	.286	3-4	.750	1	0	1	3.1	1	5	1	0	0	13	14.6	
Bethune-Cookman	12/29/2023	*	24:12	3-7	.429	2-4	.500	2-2	1.000	0	2	2	3.0	3	3	3	0	1	10	14.3	
at Kansas St.	01/06/2024	*	28:46	3-8	.375	2-4	.500	2-2	1.000	2	1	3	3.0	5	2	5	1	3	10	13.9	
Kansas	01/10/2024	*	38:29	5-10	.500	3-6	.500	4-5	.800	1	1	2	2.9	2	6	7	0	3	17	14.1	
BYU	01/13/2024	*	38:27	6-18	.333	2-6	.333	4-5	.800	0	2	2	2.9	2	2	3	0	2	18	14.4	
at Texas	01/17/2024	*	36:28	4-8	.500	3-6	.500	0-0	.000	0	3	3	2.9	3	4	2	0	1	11	14.2	
at Houston	01/20/2024	*	31:49	0-6	.000	0-2	.000	3-4	.750	0	3	3	2.9	4	3	5	0	0	3	13.5	
West Virginia	01/23/2024	*	34:01	1-8	.125	1-6	.167	4-4	1.000	0	4	4	2.9	1	2	2	0	1	7	13.2	
Totals			17	579:45	76-192	.396	33-89	.371	52-65	.800	7	46	53	2.9	46	62	61	2	32	237	13.2

Player Averages

Games Played	Minutes/game	Points/game	FG Pct	3FG Pct	FT Pct	Rebounds/game	Assists/game	Turnovers/game	Assist/Turnover ratio	Steals/game	Blocks/game
18	32.2	13.2	39.6	37.1	80.0	2.9	3.4	3.4	1.0	1.8	0.1

MISCELLANEOUS

Situation	'23-'24
Led team in scoring	6
Led team in rebounds	-
Led team in assists	10
Led team in blocks	-
Led team in steals	7
Double-Doubles	-
Double Figure Points	14
5+ Rebounds	3
Double Figure Rebounds	-
20-Point Games	2
30-Point Games	-
3+ Three Pointers	5
5+ Assists	3
3+ Steals	7
3+ Blocks	-

2023-24 GAME HIGHS

Points	25	2x, last vs. Ole Miss (12/10/23)
Rebounds	6	vs. Charlotte (11/20/23)
Assists	7	Stetson (11/26/23)
Steals	5	Ole Miss (12/10/23)
Blocks	1	2x, last at Kansas State (1/6/24)
FGs Made	9	Ole Miss (12/10/23)
FGs Attempted	20	vs. Charlotte (11/20/23)
3-Pt. FGs Made	4	Maine (12/18/23)
3-Pt. FGs Attempted	8	FIU (11/6/23)
FTs Made	10	vs. Charlotte (11/20/23)
FTs Attempted	12	vs. Charlotte (11/20/23)

SINGLE-GAME CAREER HIGHS

Points	25	2x, last vs. Ole Miss (12/10/23)
Rebounds	8	ECU (02/20/22)
Assists	10	2x, last vs. Tulsa (2/11/23)
Steals	7	at Wichita State (2/8/23)
Blocks	1	5x, last at Kansas State (1/6/24)
FGs Made	9	2x, last vs. Ole Miss (12/10/23)
FGs Attempted	20	vs. Charlotte (11/20/23)
3-Pt. FGs Made	4	2x, last vs. Maine (12/18/23)
3-Pt. FGs Attempted	9	at Tulane (03/03/22)
FTs Made	10	vs. Charlotte (11/20/23)
FTs Attempted	12	vs. Charlotte (11/20/23)

CAREER STATS

SEASON	TEAM	GP-GS	MIN/AVG	Field Goals		3-Point		F-Throws		Rebounds				Scoring						
				FG-FGA	FG%	3FG-3FGA	3FG%	FT-FTA	FT%	OFF	DEF	TOT	AVG	PF-FO	A	TO	BLK	STL	PTS	AVG
2021-22	UCF	30-13	709/23.6	64-195	.328	26-87	.299	39-53	.736	16	84	100	3.3	62-2	89	59	1	30	193	6.4
2022-23	UCF	25-22	773/30.9	89-231	.385	28-104	.269	43-50	.860	17	59	76	3.0	65-4	106	61	2	55	249	10.0
2023-24	UCF	18-17	580/32.2	76-192	.396	33-89	.371	52-65	.800	7	46	53	2.9	46-1	62	61	2	32	237	13.2
TOTAL		73-52	2062/28.2	229-618	.371	87-280	.311	134-168	.798	40	189	229	3.1	173-7	257	181	5	117	679	9.3





4 Comeh Emuobor

Guard | Freshman | 6-5 | 205
Raleigh, N.C. | Brewster Academy

EMUOBOR NOTEBOOK

- Scored his first collegiate points on a three-pointer against Cal St. Fullerton on 11/16/23, added two free throws to tally five points in his third collegiate game.
- Made his collegiate debut in UCF's 2023-24 season opening win over FIU on 11/6/23, seeing 6:18 of game action and grabbing a rebound.
- A three-star small forward recruit ranked No. 7 in North Carolina and No. 41 at his position according to 247 Sports
- A top 200 national recruit according to 247 Sports' composite ranking
- Transferred to Brewster Academy in New Hampshire for his senior season
- Was North Carolina All-State in his sophomore and junior seasons, spending both at Ravenscroft High in Raleigh.
- Averaged 17.1 points, 8.0 rebounds and 3.5 assists per game in his junior year at Ravenscroft.
- Was named TISAC (Triangle Independent School Athletic Conference) MVP after his sophomore campaign
- Saw time on varsity his freshman season at Enloe High School, located in Raleigh, North Carolina.

GAME-BY-GAME STATS

Opponent	Date	GS	MIN	Total		3-Pointers		Free throws		Rebounds				PF	A	TO	BLK	STL	PTS	AVG	
				FG-FGA	PCT	3FG-3FGA	PCT	FT-FTA	PCT	OFF	DEF	TOT	AVG								
FIU	11/06/2023		06:18	0-2	.000	0-1	.000	0-0	.000	0	1	1	1.0	1	0	0	0	0	0	0.0	
at Miami (FL)	11/10/2023		02:06	0-1	.000	0-0	.000	0-0	.000	0	0	0	0.5	0	0	0	0	0	0.0		
Cal St. Fullerton	11/16/2023		03:41	1-1	1.000	1-1	1.000	2-2	1.000	0	1	1	0.7	1	0	0	0	0	5	1.7	
vs Charlotte	11/20/2023		04:00	0-1	.000	0-1	.000	0-0	.000	0	0	0	0.5	0	0	0	0	0	0	1.3	
Lipscomb	12/02/2023		12:21	2-5	.400	1-1	1.000	0-0	.000	1	1	2	0.8	0	0	1	0	0	5	2.0	
Jacksonville	12/06/2023		12:21	1-4	.250	0-1	.000	0-0	.000	0	3	3	1.2	2	1	0	0	1	2	2.0	
Maine	12/18/2023		09:29	2-4	.500	0-1	.000	0-0	.000	0	0	0	1.0	2	0	0	0	0	4	2.3	
at Kansas St.	01/06/2024		02:49	1-2	.500	0-0	.000	0-0	.000	0	1	1	1.0	0	0	0	0	0	2	2.3	
at Houston	01/20/2024		03:15	0-0	.000	0-0	.000	1-2	.500	0	1	1	1.0	0	0	0	0	0	1	2.1	
Totals			0	56:20	7-20	.350	2-6	.333	3-4	.750	1	8	9	1.0	6	1	1	0	1	19	2.1

COLLEGE PATH

23-24: Freshman - UCF

SOCIAL MEDIA

@comeh5
@comeh_emuobor

Did You Know?

- Major: Undecided
- Favorite pro athlete: Victor Oladipo
- Favorite pro team: Los Angeles Lakers
- Pre-game ritual: Nap
- Favorite movie: Madagascar
- Favorite TV show: Martin
- Favorite music artist: Drake
- Favorite food: Pasta
- Second favorite sport: Soccer
- Favorite off-day activity: Sleep
- Fun fact: Likes animals
- Hidden talent: Can dance

Player Averages

Games Played	Minutes/game	Points/game	FG Pct	3FG Pct	FT Pct	Rebounds/game	Assists/game	Turnovers/game	Assist/Turnover ratio	Steals/game	Blocks/game
9	6.3	2.1	35.0	33.3	75.0	1.0	0.1	0.1	1.0	0.1	0.0

MISCELLANEOUS

Situation	'23-'24
Led team in scoring	-
Led team in rebounds	-
Led team in assists	-
Led team in blocks	-
Led team in steals	-
Double-Doubles	-
Double Figure Points	-
5+ Rebounds	-
Double Figure Rebounds	-
20-Point Games	-
30-Point Games	-
3+ Three Pointers	-
5+ Assists	-
3+ Steals	-
3+ Blocks	-

2023-24 GAME HIGHS

Points	5	2x, last vs. Lipscomb (12/2/23)
Rebounds	3	Jacksonville (12/6/23)
Assists	1	Jacksonville (12/6/23)
Steals	1	Jacksonville (12/6/23)
Blocks	N/A	-
FGs Made	2	2x, last vs. Maine (12/18/23)
FGs Attempted	5	Lipscomb (12/2/23)
3-Pt. FGs Made	1	2x, last vs. Lipscomb (12/2/23)
3-Pt. FGs Attempted	1	6x, last vs. Maine (12/18/23)
FTs Made	2	Cal St. Fullerton (11/16/23)
FTs Attempted	2	2x, last at Houston (1/20/24)

SINGLE-GAME CAREER HIGHS

Points	5	2x, last vs. Lipscomb (12/2/23)
Rebounds	3	Jacksonville (12/6/23)
Assists	1	Jacksonville (12/6/23)
Steals	1	Jacksonville (12/6/23)
Blocks	N/A	-
FGs Made	2	2x, last vs. Maine (12/18/23)
FGs Attempted	5	Lipscomb (12/2/23)
3-Pt. FGs Made	1	2x, last vs. Lipscomb (12/2/23)
3-Pt. FGs Attempted	1	6x, last vs. Maine (12/18/23)
FTs Made	2	Cal St. Fullerton (11/16/23)
FTs Attempted	2	2x, last at Houston (1/20/24)

CAREER STATS

SEASON	TEAM	GP-GS	MIN/AVG	Field Goals		3-Point		F-Throws		Rebounds				Scoring						
				FG-FGA	FG%	3FG-3FGA	3FG%	FT-FTA	FT%	OFF	DEF	TOT	AVG	PF-FO	A	TO	BLK	STL	PTS	AVG
2023-24	UCF	9-0	56/6.3	7-20	.350	2-6	.333	3-4	.750	1	8	9	1.0	6-0	1	1	0	1	19	2.1
TOTAL		9-0	56/6.3	7-20	.350	2-6	.333	3-4	.750	1	8	9	1.0	6-0	1	1	0	1	19	2.1



5 Omar Payne

Forward | Fifth Year | 6-10 | 228

Kissimmee, Fla. | Montverde Academy | Jacksonville/Illinois/Florida

PAYNE NOTEBOOK

- Snatched a career-high three steals against South Dakota St. (11/19/23)
- Played 15 minutes in his UCF debut on 11/6/23, snagging a team-leading six rebounds, sinking four points, swatting two blocks and adding a steal
- Led Jacksonville in field goal percentage (.598) and blocks (26) last season
- Played in 25 games with Jacksonville last season, starting nine
- Scored double-digits twice last season with Jacksonville
- Recorded second career double-double, with 17 points and 10 rebounds vs. Voorhees
- Was on NCAA Tournament teams with Illinois (2021-22) and Florida (2020-21)
- Three points in NCAA Tournament first-round win over Chattanooga (3/18/22) with Illinois
- Helped Montverde to a 22-3 record and a semifinal appearance in the GEICO Nationals in the 2018-19 season
- Prior to enrolling at Montverde Academy for his senior year, played at Osceola High School in Kissimmee, Florida for three years and helped the team to the 2017 Class 9A state championship and a 28-2 record
- Top-50 recruit in Class of 2019 ranked No. 44 by ESPN and No. 45 by 247Sports Composite

COLLEGE PATH

19-20: Freshman - Florida
 20-21: Sophomore - Florida
 21-22: Junior - Illinois
 22-23: Senior - Jacksonville
23-24: 5th Year - UCF

SOCIAL MEDIA

@ogomarpayne
 @ogomarpayne

Did You Know?

Major: Communications
Favorite pro athlete: LeBron James
Favorite pro team: Miami Heat
Pre-game ritual: Listen to music
Favorite movie: The Conjuring
Favorite TV show: Family Guy
Favorite music artist: Kodak Black
Favorite food: Lasagna
Second favorite sport: Football
Favorite off-day activity: Playing NBA 2K
Fun fact: Elite NBA 2K player
Hidden talent: Excellent chef

GAME-BY-GAME STATS

Opponent	Date	GS	MIN	Total		3-Pointers		Free throws		Rebounds				Other							
				FG-FGA	PCT	3FG-3FGA	PCT	FT-FTA	PCT	OFF	DEF	TOT	AVG	PF	A	TO	BLK	STL	PTS	AVG	
FIU	11/06/2023	*	15:05	1-2	.500	0-0	.000	2-2	1.000	2	4	6	6.0	5	0	0	2	1	4	4.0	
at Miami (FL)	11/10/2023	*	15:43	2-2	1.000	0-0	.000	0-0	.000	1	4	5	5.5	5	0	0	1	0	4	4.0	
Cal St. Fullerton	11/16/2023	*	13:26	1-2	.500	0-0	.000	2-4	.500	1	2	3	4.7	3	0	1	0	1	4	4.0	
vs South Dakota St.	11/19/2023	*	20:00	4-4	1.000	0-0	.000	2-2	1.000	1	2	3	4.3	1	0	0	2	3	10	5.5	
vs Charlotte	11/20/2023	*	13:00	2-5	.400	0-0	.000	2-2	1.000	1	1	2	3.8	3	0	1	2	2	6	5.6	
Stetson	11/26/2023	*	17:39	1-1	1.000	0-0	.000	2-2	1.000	0	1	1	3.3	3	0	0	1	0	4	5.3	
Lipscomb	12/02/2023	*	04:20	1-1	1.000	0-0	.000	0-0	.000	0	0	0	2.9	4	0	0	0	0	2	4.9	
Jacksonville	12/06/2023	*	17:59	2-4	.500	1-1	1.000	2-2	1.000	2	7	9	3.6	2	3	3	1	2	7	5.1	
Ole Miss	12/10/2023	*	23:48	2-2	1.000	0-0	.000	2-4	.500	4	6	10	4.3	3	2	0	2	0	6	5.2	
Maine	12/18/2023	*	12:56	2-2	1.000	1-1	1.000	0-0	.000	1	2	3	4.2	2	1	2	3	0	5	5.2	
Florida A&M	12/21/2023	*	17:26	1-2	.500	0-0	.000	2-4	.500	1	1	2	4.0	2	1	2	1	2	4	5.1	
Bethune-Cookman	12/29/2023	*	12:11	3-7	.429	0-0	.000	2-2	1.000	3	1	4	4.0	2	2	1	1	0	8	5.3	
at Kansas St.	01/06/2024	*	22:24	2-6	.333	0-2	.000	0-0	.000	2	2	4	4.0	1	1	1	3	1	4	5.2	
Kansas	01/10/2024	*	15:24	2-3	.667	0-0	.000	0-0	.000	0	3	3	3.9	2	1	0	1	0	4	5.1	
BYU	01/13/2024	*	10:09	0-1	.000	0-1	.000	0-2	.000	1	1	2	3.8	2	0	1	1	0	0	4.8	
at Texas	01/17/2024	*	20:34	5-6	.833	0-0	.000	0-0	.000	4	1	5	3.9	2	0	2	1	0	10	5.1	
at Houston	01/20/2024	*	14:35	1-2	.500	0-1	.000	0-0	.000	1	1	2	3.8	3	0	0	1	1	2	4.9	
West Virginia	01/23/2024	*	16:18	1-2	.500	1-1	1.000	0-0	.000	0	6	6	3.9	2	0	0	0	0	3	4.8	
Totals			13	282:57	33-54	.611	3-7	.429	18-26	.692	25	45	70	3.9	47	11	14	23	13	87	4.8

Player Averages

Games Played	Minutes/game	Points/game	FG Pct	3FG Pct	FT Pct	Rebounds/game	Assists/game	Turnovers/game	Assist/Turnover ratio	Steals/game	Blocks/game
18	15.7	4.8	61.1	42.9	69.2	3.9	0.6	0.8	0.8	0.7	1.3

MISCELLANEOUS

Situation	'23-'24
Led team in scoring	-
Led team in rebounds	2
Led team in assists	1
Led team in blocks	5
Led team in steals	1
Double-Doubles	-
Double Figure Points	2
5+ Rebounds	6
Double Figure Rebounds	1
20-Point Games	-
30-Point Games	-
3+ Three Pointers	-
5+ Assists	-
3+ Steals	1
3+ Blocks	2

2023-24 GAME HIGHS

Points	10	2x, last at Texas (1/17/24)
Rebounds	10	Ole Miss (12/10/23)
Assists	3	Jacksonville (12/6/23)
Steals	3	vs. South Dakota St. (11/19/23)
Blocks	3	2x, last at Kansas State (1/6/24)
FGs Made	5	at Texas (1/17/24)
FGs Attempted	7	Bethune-Cookman (12/29/23)
3-Pt. FGs Made	1	2x, last vs. Maine (12/18/23)
3-Pt. FGs Attempted	2	at Kansas State (1/6/24)
FTs Made	2	8x, last vs. Bethune-Cookman (12/29/23)
FTs Attempted	4	2x, last vs. Ole Miss (12/10/23)

SINGLE-GAME CAREER HIGHS

Points	19	Auburn (1/18/20)
Rebounds	11	Auburn (1/18/20)
Assists	3	2x, last vs. Jacksonville (12/6/23)
Steals	3	vs. South Dakota St. (11/19/23)
Blocks	5	Tennessee (1/19/21)
FGs Made	9	Auburn (1/18/20)
FGs Attempted	10	Voorhees (11/20/22)
3-Pt. FGs Made	1	3x, last vs. Maine (12/18/23)
3-Pt. FGs Attempted	2	at Kansas State (1/6/24)
FTs Made	4	at Nebraska (1/11/22)
FTs Attempted	6	Voorhees (11/20/22)

CAREER STATS

SEASON	TEAM	GP-GS	MIN/AVG	Field Goals		3-Point		F-Throws		Rebounds				Scoring						
				FG-FGA	FG%	3FG-3FGA	3FG%	FT-FTA	FT%	OFF	DEF	TOT	AVG	PF-FO	A	TO	BLK	STL	PTS	AVG
2019-20	UF	30-7	452/15.1	51-83	.614	0-0	.000	13-35	.371	54	53	107	3.6	66-1	7	18	34	8	115	3.8
2020-21	UF	24-8	375/15.6	39-52	.750	0-0	.000	12-21	.571	29	47	76	3.2	58-0	9	14	29	10	90	3.8
2021-22	Illini	32-3	240/7.5	21-34	.618	0-0	.000	15-28	.536	19	34	53	1.7	58-1	5	18	24	3	57	1.8
2022-23	Jville	25-9	424/17.0	52-87	.598	1-1	1.000	15-26	.577	23	57	80	3.2	41-0	13	20	26	8	120	4.8
2023-24	UCF	18-13	283/15.7	33-54	.611	3-7	.429	18-26	.692	25	45	70	3.9	47-2	11	14	23	13	87	4.8
TOTAL FOR UCF		18-13	283/15.7	33-54	.611	3-7	.429	18-26	.692	25	45	70	3.9	47-2	11	14	23	13	87	4.8
TOTAL		129-40	1774/13.8	196-310	.632	4-8	.500	73-136	.537	150	236	386	3.0	270-4	45	84	136	42	469	3.6



10 Mintautas Mockus

Guard/Forward | Freshman | 6-7 | 191
Klaipeda, Lithuania | Klaipeda Vetrunges Gym

MOCKUS NOTEBOOK

- Made his UCF debut in the team's 11/6/23 season opener against FIU, playing seven minutes, scoring two points while grabbing a rebound and steal
- Was the leading scorer among all attendees at the NBA Academy Games in July 2023 in Atlanta, Georgia
- Played in international basketball leagues from 2020-23 in Lithuania and Spain
- Played in the top two leagues in Lithuania, playing 25 games in the Lithuanian Basketball League with Prienai and 40 in the second tier for Kretingos Kretinga and Klaipedos Neptunas-Akvaservis
- Remained in his home country into 2023 and made the jump to the third tier of

Spanish basketball, LEB Plata, and played in nine contests for Clinica Ponferrada

- Was a member of the U18 Lithuania national team for the 2021 FIBA U18 European Challengers tournament; playing in five games, averaging 9.0 points, 6.8 rebounds and 4.4 assists while averaging nearly 22.5 minutes while shooting 40.6% from the field

COLLEGE PATH

23-24: Freshman - UCF

SOCIAL MEDIA

@mintas12
@MintasMoc

Did You Know?

- Major: Communications
- Favorite pro athlete: Luka Doncic
- Favorite pro team: Milwaukee Bucks
- Pre-game ritual: Listen to music
- Favorite movie: The Batman
- Favorite TV show: Stranger Things
- Favorite music artist: Tyler the Creator
- Favorite food: Chinese Food
- Second favorite sport: Soccer
- Favorite off-day activity: Video games
- Fun fact: Likes to swim
- Hidden talent: Can speak four languages

GAME-BY-GAME STATS

Opponent	Date	GS	MIN	Total		3-Pointers		Free throws		Rebounds				PF	A	TO	BLK	STL	PTS	AVG	
				FG-FGA	PCT	3FG-3FGA	PCT	FT-FTA	PCT	OFF	DEF	TOT	AVG								
FIU	11/06/2023		07:00	1-4	.250	0-3	.000	0-0	.000	1	0	1	1.0	2	0	0	0	1	2	2.0	
at Miami (FL)	11/10/2023		01:38	0-0	.000	0-0	.000	0-0	.000	0	0	0	0.5	1	0	1	0	0	0	1.0	
Cal St. Fullerton	11/16/2023		03:41	0-1	.000	0-1	.000	0-0	.000	0	1	1	0.7	0	0	0	0	0	0	0.7	
vs Charlotte	11/20/2023		02:00	0-1	.000	0-1	.000	0-0	.000	0	1	1	0.8	0	0	0	0	0	0	0.5	
Lipscomb	12/02/2023		02:46	0-1	.000	0-0	.000	0-0	.000	0	1	1	0.8	0	0	1	0	0	0	0.4	
Jacksonville	12/06/2023		03:16	1-1	1.000	1-1	1.000	0-1	.000	0	1	1	0.8	0	0	0	0	0	3	0.8	
at Kansas St.	01/06/2024		05:53	1-1	1.000	0-0	.000	0-0	.000	0	1	1	0.9	1	1	0	0	0	2	1.0	
Totals			0	26:14	3-9	.333	1-6	.167	0-1	.000	1	5	6	0.9	4	1	2	0	1	7	1.0

Player Averages

Games Played	Minutes/game	Points/game	FG Pct	3FG Pct	FT Pct	Rebounds/game	Assists/game	Turnovers/game	Assist/Turnover ratio	Steals/game	Blocks/game
7	3.7	1.0	33.3	16.7	0.0	0.9	0.1	0.3	0.5	0.1	0.0

MISCELLANEOUS

Situation	'23-'24
Led team in scoring	-
Led team in rebounds	-
Led team in assists	-
Led team in blocks	-
Led team in steals	-
Double-Doubles	-
Double Figure Points	-
5+ Rebounds	-
Double Figure Rebounds	-
20-Point Games	-
30-Point Games	-
3+ Three Pointers	-
5+ Assists	-
3+ Steals	-
3+ Blocks	-

2023-24 GAME HIGHS

Points	3	Jacksonville (12/6/23)
Rebounds	1	6x, last at Kansas State (1/6/24)
Assists	1	at Kansas State (1/6/24)
Steals	1	FIU (11/6/23)
Blocks	N/A	-
FGs Made	1	3x, last at Kansas State (1/6/24)
FGs Attempted	4	FIU (11/6/23)
3-Pt. FGs Made	1	Jacksonville (12/6/23)
3-Pt. FGs Attempted	3	FIU (11/6/23)
FTs Made	N/A	-
FTs Attempted	1	Jacksonville (12/6/23)

SINGLE-GAME CAREER HIGHS

Points	3	Jacksonville (12/6/23)
Rebounds	1	6x, last at Kansas State (1/6/24)
Assists	1	at Kansas State (1/6/24)
Steals	1	FIU (11/6/23)
Blocks	N/A	-
FGs Made	1	3x, last at Kansas State (1/6/24)
FGs Attempted	4	FIU (11/6/23)
3-Pt. FGs Made	1	Jacksonville (12/6/23)
3-Pt. FGs Attempted	3	FIU (11/6/23)
FTs Made	N/A	-
FTs Attempted	1	Jacksonville (12/6/23)

CAREER STATS

SEASON	TEAM	GP-GS	MIN/AVG	Field Goals		3-Point		F-Throws		Rebounds				Scoring						
				FG-FGA	FG%	3FG-3FGA	3FG%	FT-FTA	FT%	OFF	DEF	TOT	AVG	PF	FO	A	TO	BLK	STL	PTS
2023-24	UCF	6-0	20/3.4	2-8	.250	1-6	.167	0-1	.000	1	4	5	0.8	3-0	0	2	0	1	5	0.8
TOTAL		6-0	20/3.4	2-8	.250	1-6	.167	0-1	.000	1	4	5	0.8	3-0	0	2	0	1	5	0.8



11 Ibrahima Diallo

Forward | 5th Year | 7-0 | 246

Saly, Senegal | Prolific Prep (Calif.) | San Jose State/Ohio State

DIALLO NOTEBOOK

- Earned his first double-double as a Knight with 10 points and 14 rebounds against Charlotte in the Jacksonville Classic; added three blocks and three steals.
- Led UCF in rebounding and blocks with eight and five respectively against Cal St. Fullerton on 11/16/23, a game where UCF held the Titans to 44 points.
- Played in 11 minutes in UCF's 11/6/23 season opener, leading the team with three blocks, tallying seven points and three rebounds
- Started all 35 games at center in 2022-23 and averaged 6.0 points and 6.0 rebounds per game
- One of the nation's best players in blocking shots at 1.66 pg, ranking 51st in the country
- Set the Provident Credit Union Event Center (San Jose State's home arena)

- record with eight blocks in the win over Alabama State
- Third on San Jose State's single-season blocked shots list with 58, a mark that ranked him 40th nationally
- Ranked seventh in all-time blocked shots prior to leaving San Jose State with 78 in 48 games played
- His eight blocks against Alabama State were tied for the second-highest total in a game in 2022-23
- Played a total of 13 games, seeing 51 minutes of action in his freshman and sophomore seasons at Ohio State
- Arrived in the United States from Senegal in 2016, while he was in high school

COLLEGE PATH

19-20: Freshman - Ohio State
 20-21: Sophomore - Ohio State
 21-22: Junior - San Jose State
 22-23: Senior - San Jose State
23-24: 5th Year - UCF

SOCIAL MEDIA

@ibrahimadiallo
 @ibrahimadiallo

Did You Know?

- Major: Communications
- Favorite pro athlete: Joel Embiid
- Favorite pro team: Los Angeles Lakers
- Pre-game ritual: Pray, talk to parents, nap, eat and listen to music
- Favorite movie: Black Panther
- Favorite TV show: Money Heist
- Favorite music artist: Burna Boy
- Favorite food: Jollof Rice
- Second favorite sport: Soccer
- Favorite off-day activity: Sleeping and watching Disney+
- Hidden talent: Very good at soccer

MISCELLANEOUS

Situation	'23-'24
Led team in scoring	-
Led team in rebounds	7
Led team in assists	1
Led team in blocks	12
Led team in steals	1
Double-Doubles	3
Double Figure Points	4
5+ Rebounds	11
Double Figure Rebounds	4
20-Point Games	-
30-Point Games	-
3+ Three Pointers	-
5+ Assists	-
3+ Steals	1
3+ Blocks	7

GAME-BY-GAME STATS

Opponent	Date	GS	MIN	Total		3-Pointers		Free throws		Rebounds				PF	A	TO	BLK	STL	PTS	AVG
				FG-FGA	PCT	3FG-3FGA	PCT	FT-FTA	PCT	OFF	DEF	TOT	AVG							
FIU	11/06/2023		10:37	3-4	.750	0-0	.000	1-1	1.000	1	2	3	3.0	0	0	0	3	1	7	7.0
at Miami (FL)	11/10/2023		24:17	4-5	.800	0-0	.000	1-2	.500	2	2	4	3.5	2	1	0	1	0	9	8.0
Cal St. Fullerton	11/16/2023		22:53	4-7	.571	0-0	.000	0-0	.000	1	7	8	5.0	2	1	0	5	1	8	8.0
vs South Dakota St.	11/19/2023		15:00	3-4	.750	0-0	.000	0-0	.000	0	5	5	5.0	5	0	1	3	0	6	7.5
vs Charlotte	11/20/2023		29:00	4-7	.571	0-0	.000	2-4	.500	6	8	14	6.8	2	0	1	3	3	10	8.0
Stetson	11/26/2023		16:19	1-3	.333	0-0	.000	2-8	.250	1	4	5	6.5	1	0	2	2	0	4	7.3
Lipscomb	12/02/2023		21:06	2-3	.667	0-0	.000	1-4	.250	4	5	9	6.9	2	0	3	1	1	5	7.0
Jacksonville	12/06/2023		07:46	1-1	1.000	0-0	.000	1-2	.500	2	2	4	6.5	2	1	1	2	0	3	6.5
Ole Miss	12/10/2023		13:09	0-2	.000	0-0	.000	1-2	.500	3	0	3	6.1	3	0	2	1	1	1	5.9
Maine	12/18/2023		15:19	1-2	.500	0-0	.000	3-4	.750	0	3	3	5.8	0	1	0	4	0	5	5.8
Florida A&M	12/21/2023		22:34	1-1	1.000	0-0	.000	6-10	.600	4	8	12	6.4	2	0	2	2	1	8	6.0
Bethune-Cookman	12/29/2023		16:48	3-4	.750	0-0	.000	3-4	.750	1	2	3	6.1	1	0	1	0	1	9	6.3
at Kansas St.	01/06/2024		14:30	1-3	.333	0-0	.000	1-2	.500	4	2	6	6.1	1	0	1	1	1	3	6.0
Kansas	01/10/2024	*	24:19	4-6	.667	0-0	.000	5-6	.833	1	4	5	6.0	3	3	0	1	1	13	6.5
BYU	01/13/2024	*	27:20	4-8	.500	0-0	.000	3-8	.375	9	10	19	6.9	5	1	3	2	0	11	6.8
at Texas	01/17/2024	*	19:02	1-1	1.000	0-0	.000	0-0	.000	1	2	3	6.6	2	2	1	3	0	2	6.5
at Houston	01/20/2024	*	16:23	0-2	.000	0-0	.000	0-0	.000	1	4	5	6.5	2	0	0	0	1	0	6.1
West Virginia	01/23/2024	*	22:25	4-9	.444	0-0	.000	6-6	1.000	4	8	12	6.8	1	0	1	4	1	14	6.6
Totals		5	338:46	41-72	.569	0-0	.000	36-63	.571	45	78	123	6.8	36	10	19	38	13	118	6.6

Player Averages

Games Played	Minutes/game	Points/game	FG Pct	3FG Pct	FT Pct	Rebounds/game	Assists/game	Turnovers/game	Assist/Turnover ratio	Steals/game	Blocks/game
18	18.8	6.6	56.9	0.0	57.1	6.8	0.6	1.1	0.5	0.7	2.1

2023-24 GAME HIGHS


Points	14	West Virginia (1/23/24)
Rebounds	19	BYU (1/13/24)
Assists	3	Kansas (1/10/24)
Steals	3	vs. Charlotte (11/20/23)
Blocks	5	Cal St. Fullerton (11/16/23)
FGs Made	4	6x, last vs. West Virginia (1/23/24)
FGs Attempted	9	West Virginia (1/23/24)
3-Pt. FGs Made	N/A	-
3-Pt. FGs Attempted	N/A	-
FTs Made	6	2x, last vs. West Virginia (1/23/24)
FTs Attempted	10	Florida A&M (12/21/23)

SINGLE-GAME CAREER HIGHS

Points	16	at California Baptist (11/18/21)
Rebounds	19	BYU (1/13/24)
Assists	3	2x, last vs. Kansas (1/10/24)
Steals	3	2x, last vs. Charlotte (11/20/23)
Blocks	8	Alabama State (11/15/22)
FGs Made	7	2x, last vs. New Mexico (2/20/22)
FGs Attempted	11	New Mexico (2/20/22)
3-Pt. FGs Made	N/A	-
3-Pt. FGs Attempted	1	at Utah State (1/21/23)
FTs Made	7	Northern Colorado (11/23/21)
FTs Attempted	10	Florida A&M (12/21/23)

CAREER STATS

SEASON	TEAM	GP-GS	MIN/AVG	Field Goals		3-Point		F-Throws		Rebounds				Scoring						
				FG-FGA	FG%	3FG-3FGA	3FG%	FT-FTA	FT%	OFF	DEF	TOT	AVG	PF-FO	A	TO	BLK	STL	PTS	AVG
2019-20	OSU	8-0	41/5.2	5-13	.385	0-0	.000	0-2	.000	8	7	15	1.9	6-0	0	4	3	0	10	1.3
2020-21	OSU	5-0	10/2.1	0-2	.000	0-0	.000	1-4	.250	3	1	4	0.8	0-0	0	0	1	0	1	0.2
2021-22	SJSU	13-12	287/22.1	44-88	.500	0-0	.000	13-36	.361	35	59	94	7.2	44-3	2	31	20	11	101	7.8
2022-23	SJSU	35-35	609/17.4	88-150	.587	0-1	.000	35-67	.522	77	133	210	6.0	89-1	16	41	58	12	211	6.0
2023-24	UCF	18-5	339/18.8	41-72	.569	0-0	.000	36-63	.571	45	78	123	6.8	36-2	10	19	38	13	118	6.6
TOTAL FOR UCF		18-5	339/18.8	41-72	.569	0-0	.000	36-63	.571	45	78	123	6.8	36-2	10	19	38	13	118	6.6
TOTAL		79-52	1287/16.3	178-325	.548	0-1	.000	85-172	.494	168	278	446	5.6	175-6	28	95	120	36	441	5.6



12 DeMarr Langford Jr.

Guard | Senior | 6-5 | 230
Worcester, Mass. | Brewster Academy | Boston College

LANGFORD NOTEBOOK

- Made his UCF debut in the team's 11/6/23 season opening victory over FIU, getting the start and playing in 27 minutes, earning five points and two steals
- Played in 23 games, starting in 15 and playing 651 minutes in 2022-23 for Boston College
- Averaged 7.0 points per game and shot 44.2% (65-for-147) from the field and added 2.8 rebounds and 1.8 assists per game
- Scored a season-high 20 points on the road at No. 16 Miami on 1/11/23
- Had seven games in which he scored double-digit points in 2022-23
- Played in 32 games, starting in 30 and averaging 34.7 minutes per game in 2021-22 for Boston College; had 19 games in double-digit scoring.
- Averaged 11.3 points per game and shot 45.6% (140-for-307) from the field, both career highs; also averaged 4.8 rebounds and 2.3 assists per game
- Scored a career-high 23 points against Notre Dame on 2/16/22
- Was a consensus top-100 rated recruit; ranked 97th on ESPN 100 list, ranking third among all players in New Hampshire
- Younger brother of former Providence and Boston College guard Makai Ashton-Langford, spending two seasons with Providence from 2017-19 and four with Boston College from 2019-23, finishing his career with 142 games played and a 39.7% clip from the field, averaging 8.3 points per game

COLLEGE PATH

20-21: Freshman - Boston College
21-22: Sophomore - Boston College
22-23: Junior - Boston College
23-24: Senior - UCF

SOCIAL MEDIA

@demarrlangford_jr
@langford_demarr

Did You Know?

Major: Communications
Favorite pro athlete: Russell Westbrook
Favorite pro team: Baltimore Ravens
Pre-game ritual: Listen to music and eat cereal
Favorite movie: The SpongeBob Movie
Favorite TV show: Family Guy
Favorite music artist: Juice Wrld
Favorite food: His mom's mac and cheese
Second favorite sport: Football
Favorite off-day activity: Sleeping
Fun fact: Thinks if he grew up in a warmer state he'd be playing football
Hidden talent: Enjoys fishing

GAME-BY-GAME STATS

Opponent	Date	GS	MIN	Total		3-Pointers		Free throws		Rebounds				PF	A	TO	BLK	STL	PTS	AVG	
				FG-FGA	PCT	3FG-3FGA	PCT	FT-FTA	PCT	OFF	DEF	TOT	AVG								
FIU	11/06/2023	*	26:06	2-4	.500	0-0	.000	1-4	.250	0	1	1	1.0	3	3	0	0	2	5	5.0	
at Miami (FL)	11/10/2023	*	25:21	2-8	.250	0-0	.000	0-0	.000	0	2	2	1.5	1	1	2	0	3	4	4.5	
Cal St. Fullerton	11/16/2023	*	07:21	0-0	.000	0-0	.000	0-0	.000	0	0	0	1.0	0	0	1	0	0	0	3.0	
Jacksonville	12/06/2023	*	11:50	3-4	.750	0-0	.000	1-2	.500	1	0	1	1.0	1	0	0	0	7	4.0		
Ole Miss	12/10/2023		05:24	0-0	.000	0-0	.000	0-0	.000	0	1	1	1.0	1	0	2	0	0	0	3.2	
Maine	12/18/2023	*	17:07	0-2	.000	0-0	.000	0-0	.000	3	2	5	1.7	0	0	0	0	0	0	2.7	
Florida A&M	12/21/2023	*	08:40	1-1	1.000	0-0	.000	2-2	1.000	1	1	2	1.7	3	0	1	1	2	4	2.9	
Bethune-Cookman	12/29/2023	*	19:43	1-2	.500	0-0	.000	1-2	.500	2	1	3	1.9	1	5	1	0	2	3	2.9	
at Kansas St.	01/06/2024	*	11:43	1-1	1.000	0-0	.000	0-0	.000	0	0	0	1.7	1	1	0	0	0	2	2.8	
Kansas	01/10/2024		03:46	0-1	.000	0-1	.000	0-0	.000	0	0	0	1.5	0	0	0	0	0	0	2.5	
BYU	01/13/2024		07:29	0-0	.000	0-0	.000	1-2	.500	1	1	2	1.5	0	0	0	0	0	1	2.4	
at Texas	01/17/2024		05:40	0-1	.000	0-0	.000	0-0	.000	1	1	2	1.6	0	0	2	0	0	0	2.2	
at Houston	01/20/2024		03:15	0-0	.000	0-0	.000	0-2	.000	0	1	1	1.5	0	0	0	0	0	0	2.0	
Totals			7	153:25	10-24	.417	0-1	.000	6-14	.429	9	11	20	1.5	11	10	9	1	9	26	2.0

Player Averages

Games Played	Minutes/game	Points/game	FG Pct	3FG Pct	FT Pct	Rebounds/game	Assists/game	Turnovers/game	Assist/Turnover ratio	Steals/game	Blocks/game
13	11.8	2.0	41.7	0.0	42.9	1.5	0.8	0.7	1.1	0.7	0.1

MISCELLANEOUS

Situation	'23-'24
Led team in scoring	-
Led team in rebounds	-
Led team in assists	1
Led team in blocks	-
Led team in steals	1
Double-Doubles	-
Double Figure Points	-
5+ Rebounds	-
Double Figure Rebounds	-
20-Point Games	-
30-Point Games	-
3+ Three Pointers	-
5+ Assists	1
3+ Steals	1
3+ Blocks	-

2023-24 GAME HIGHS

Points	7	Jacksonville (12/6/23)
Rebounds	5	Maine (12/18/23)
Assists	5	Bethune-Cookman (12/29/23)
Steals	3	at Miami (11/10/23)
Blocks	1	Florida A&M (12/21/23)
FGs Made	3	Jacksonville (12/6/23)
FGs Attempted	8	at Miami (11/10/23)
3-Pt. FGs Made	N/A	-
3-Pt. FGs Attempted	1	Kansas (1/10/24)
FTs Made	2	Florida A&M (12/21/23)
FTs Attempted	4	FIU (11/6/23)

SINGLE-GAME CAREER HIGHS

Points	23	at Notre Dame (2/16/22)
Rebounds	11	Clemson (2/26/22)
Assists	8	Notre Dame (1/3/23)
Steals	4	2x, last at NC State (2/23/22)
Blocks	3	at Clemson (1/15/22)
FGs Made	10	2x, last at Miami (1/11/23)
FGs Attempted	15	Pittsburgh (1/30/22)
3-Pt. FGs Made	1	16x, last vs. Virginia (2/22/23)
3-Pt. FGs Attempted	5	Villanova (12/20/22)
FTs Made	9	Notre Dame (2/27/21)
FTs Attempted	11	Notre Dame (2/27/21)

CAREER STATS

SEASON	TEAM	GP-GS	MIN/AVG	Field Goals		3-Point		F-Throws		Rebounds				Scoring						
				FG-FGA	FG%	3FG-3FGA	3FG%	FT-FTA	FT%	OFF	DEF	TOT	AVG	PF-FO	A	TO	BLK	STL	PTS	AVG
2020-21	BC	18-9	459/25.5	39-95	.411	4-17	.235	39-52	.750	27	49	76	4.2	24-0	25	35	0	20	121	6.7
2021-22	BC	32-30	1110/34.7	140-307	.456	7-26	.269	75-112	.670	48	107	155	4.8	40-0	73	49	16	35	362	11.3
2022-23	BC	23-15	651/28.3	65-147	.442	5-19	.263	25-35	.714	21	43	64	2.8	32-1	42	36	6	10	160	7.0
2023-24	UCF	13-7	153/11.8	10-24	.417	0-1	.000	6-14	.429	9	11	20	1.5	11-0	10	9	1	9	26	2.0
TOTAL FOR UCF		13-7	153/11.8	10-24	.417	0-1	.000	6-14	.429	9	11	20	1.5	11-0	10	9	1	9	26	2.0
TOTAL		86-61	2373/27.6	254-573	.443	16-63	.254	145-213	.681	105	210	315	3.7	107-1	150	129	23	74	669	7.8



13 Marchelus Avery

Forward | Senior | 6-7 | 210
 Richmond, Va. | Central Pointe Post Grad
 New Mexico State/Northwest Florida State

AVERY NOTEBOOK

- Impressed in his second outing as a Knight, scoring 22 points while making a career-high four three pointers; added two assists and a block
- Made his UCF debut on 11/16/23 against Cal St. Fullerton, scoring nine points while tallying four rebounds and a block in 14 minutes.
- Started seven games for New Mexico State in 2022-23, including five straight contests between December 18-31
- Averaged 8.2 points per game and 4.5 rebounds per game for the Aggies in 2022-23
- Poured in a career-high 26 points versus Northern New Mexico on 11-14 (78.6%)

- shooting from the floor
- Finished with double-digits in the scoring column on seven occasions
 - Posted double-doubles versus North Carolina A&T (20 points, 10 rebounds) and at Stephen F. Austin (16 points, 10 rebounds)
 - Took part in 23 games in 2021-22 and averaged 4.1 points, 2.5 rebounds and 0.6 assists in 11.1 minutes per game; finished season with shooting splits of .446/.313/.667

COLLEGE PATH

20-21: Freshman - NW Florida State
 21-22: Sophomore - New Mexico State
 22-23: Junior - New Mexico State
 23-24: Senior - UCF

SOCIAL MEDIA

@chiaveryy
 @Ballout_chi

Did You Know?

- Major: Interdisciplinary Studies
- Favorite pro athlete: Derrick Rose
- Favorite pro team: Los Angeles Lakers
- Pre-game ritual: Listen to music, eat, stretch
- Favorite movie: How High
- Favorite TV show: SpongeBob
- Favorite music artist: Babyface Ray
- Favorite food: Chicken nuggets
- Second favorite sport: Football
- Favorite off-day activity: Video games
- Fun fact: Knows how to play the piano
- Hidden talent: Playing football

GAME-BY-GAME STATS

Opponent	Date	GS	MIN	Total		3-Pointers		Free throws		Rebounds				PF	A	TO	BLK	STL	PTS	AVG
				FG-FGA	PCT	3FG-3FGA	PCT	FT-FTA	PCT	OFF	DEF	TOT	AVG							
Cal St. Fullerton	11/16/2023		14:01	4-8	.500	1-3	.333	0-2	.000	1	3	4	4.0	1	1	0	1	0	9	9.0
vs South Dakota St.	11/19/2023		30:00	7-16	.438	4-9	.444	4-4	1.000	0	2	2	3.0	2	2	1	1	0	22	15.5
vs Charlotte	11/20/2023		26:00	3-7	.429	0-2	.000	1-2	.500	1	6	7	4.3	1	1	1	1	0	7	12.7
Stetson	11/26/2023		24:51	2-10	.200	1-2	.500	2-2	1.000	3	2	5	4.5	2	3	1	0	0	7	11.3
Lipscomb	12/02/2023	*	25:06	4-9	.444	3-6	.500	1-1	1.000	0	6	6	4.8	1	1	0	2	1	12	11.4
Jacksonville	12/06/2023		18:38	4-7	.571	3-4	.750	1-2	.500	2	2	4	4.7	0	1	0	0	1	12	11.5
Ole Miss	12/10/2023		28:22	2-8	.250	2-6	.333	2-2	1.000	3	1	4	4.6	3	0	0	0	3	8	11.0
Maine	12/18/2023		17:12	5-9	.556	1-1	1.000	1-3	.333	2	4	6	4.8	2	1	0	0	2	12	11.1
Florida A&M	12/21/2023		28:42	5-7	.714	3-5	.600	0-0	.000	0	2	2	4.4	2	1	1	0	1	13	11.3
Bethune-Cookman	12/29/2023		17:07	4-7	.571	1-4	.250	2-4	.500	1	4	5	4.5	2	0	2	1	3	11	11.3
at Kansas St.	01/06/2024		16:59	2-9	.222	0-4	.000	0-0	.000	3	4	7	4.7	0	0	1	0	0	4	10.6
Kansas	01/10/2024		15:17	2-5	.400	0-3	.000	0-1	.000	2	2	4	4.7	1	0	0	0	0	4	10.1
BYU	01/13/2024		15:57	0-4	.000	0-2	.000	0-0	.000	0	1	1	4.4	3	0	0	0	0	0	9.3
at Texas	01/17/2024	*	16:34	1-4	.250	1-3	.333	0-2	.000	0	2	2	4.2	1	0	2	0	0	3	8.9
at Houston	01/20/2024		24:01	1-9	.111	0-4	.000	8-8	1.000	1	5	6	4.3	0	1	2	1	0	10	8.9
West Virginia	01/23/2024		01:54	0-0	.000	0-0	.000	0-0	.000	0	1	1	4.1	0	0	0	0	0	0	8.4
Totals		2	320:42	46-119	.387	20-58	.345	22-33	.667	19	47	66	4.1	21	12	11	7	11	134	8.4

Player Averages

Games Played	Minutes/game	Points/game	FG Pct	3FG Pct	FT Pct	Rebounds/game	Assists/game	Turnovers/game	Assist/Turnover ratio	Steals/game	Blocks/game
16	20.0	8.4	38.7	34.5	66.7	4.1	0.8	0.7	1.1	0.7	0.4

MISCELLANEOUS

Situation	'23-'24
Led team in scoring	2
Led team in rebounds	1
Led team in assists	-
Led team in blocks	3
Led team in steals	2
Double-Doubles	-
Double Figure Points	7
5+ Rebounds	7
Double Figure Rebounds	-
20-Point Games	1
30-Point Games	-
3+ Three Pointers	4
5+ Assists	-
3+ Steals	2
3+ Blocks	-

2023-24 GAME HIGHS

Points	22	vs. South Dakota St. (11/19/23)
Rebounds	7	2x, last at Kansas State (1/6/24)
Assists	3	Stetson (11/26/23)
Steals	3	2x, last vs. Bethune-Cookman (12/29/23)
Blocks	2	Lipscomb (12/2/23)
FGs Made	7	vs. South Dakota St. (11/19/23)
FGs Attempted	16	vs. South Dakota St. (11/19/23)
3-Pt. FGs Made	4	vs. South Dakota St. (11/19/23)
3-Pt. FGs Attempted	9	vs. South Dakota St. (11/19/23)
FTs Made	8	at Houston (1/20/24)
FTs Attempted	8	at Houston (1/20/24)

SINGLE-GAME CAREER HIGHS

Points	26	Northern N.M. (12/18/22)
Rebounds	10	2x, last at SFA (1/4/23)
Assists	3	2x, last at Seattle (1/12/23)
Steals	3	2x, last vs. Bethune-Cookman (12/29/23)
Blocks	2	4x, last vs. Lipscomb (12/2/23)
FGs Made	11	Northern N.M. (12/18/22)
FGs Attempted	16	vs. South Dakota St. (11/19/23)
3-Pt. FGs Made	4	vs. South Dakota St. (11/19/23)
3-Pt. FGs Attempted	9	vs. South Dakota St. (11/19/23)
FTs Made	8	at Houston (1/20/24)
FTs Attempted	8	at Houston (1/20/24)

CAREER STATS

SEASON	TEAM	GP-GS	MIN/AVG	Field Goals		3-Point		F-Throws		Rebounds				Scoring						
				FG-FGA	FG%	3FG-3FGA	3FG%	FT-FTA	FT%	OFF	DEF	TOT	AVG	PF-FO	A	TO	BLK	STL	PTS	AVG
2021-22	NMSU	23-2	257/11.2	33-74	.446	10-32	.313	18-27	.667	21	36	57	2.5	20-0	13	13	7	11	94	4.1
2022-23	NMSU	21-7	388/18.5	65-137	.474	23-55	.418	20-32	.625	36	58	94	4.5	33-0	19	24	5	11	173	8.2
2023-24	UCF	16-2	321/20.0	46-119	.387	20-58	.345	22-33	.667	19	47	66	4.1	21-0	12	11	7	11	134	8.4
TOTAL FOR UCF		16-2	321/20.0	46-119	.387	20-58	.345	22-33	.667	19	47	66	4.1	21-0	12	11	7	11	134	8.4
TOTAL		60-11	966/16.1	144-330	.436	53-145	.366	60-92	.652	76	141	217	3.6	74-0	44	48	19	33	401	6.7



14 Michael Kalina

Guard | Redshirt Freshman | 6-1 | 174
Boca Raton, Fla. | North Broward Prep

KALINA NOTEBOOK

- Scored his first collegiate points against Jacksonville on 12/6/23, a three-pointer in the corner.
- Made his collegiate debut against Cal St. Fullerton, subbing in at the end of UCF's 72-44 victory.
- Played at North Broward Prep in Coconut Grove, Fla.
- Helped Eagles to 28-3 record, best in school history, as senior in 2021-22
- Helped North Broward Prep to #5 state ranking and regional semifinals of Florida 4A state tournament (before loss to Calgary Christian Academy and fellow UCF redshirt freshmen Tyler Hendricks and twin brother Taylor)
- Averaged 10.6 points, 4.1 rebounds, 4.6 assists, 1.9 steals as senior in 2021-22
- Earned first-team all-county and first-team all-district honors as junior in 2019-20
- Played for coach Casey Wohleib

COLLEGE PATH

22-23: Freshman - UCF
23-24: Redshirt Freshman - UCF

SOCIAL MEDIA

@michaelkalinaa
@michaelkalina9

Did You Know?

Major: Business
 Favorite pro athlete: Allen Iverson
 Favorite pro team: Philadelphia Eagles
 Pre-game ritual: Nap
 Favorite movie: Like Mike
 Favorite TV show: Prison Break
 Favorite music artist: Bryson Tiller
 Favorite food: Steak and mac & cheese
 Second favorite sport: Football
 Favorite off-day activity: Clothes shopping
 Fun fact: Tyler and Taylor Hendricks put an end to Michael's high school basketball career
 Hidden talent: Can do a backflip

GAME-BY-GAME STATS

Opponent	Date	GS	MIN	Total			3-Pointers		Free throws		Rebounds				PF	A	TO	BLK	STL	PTS	AVG
				FG	FGA	PCT	3FG	3FGA	PCT	FT	FTA	PCT	OFF	DEF							
Cal St. Fullerton	11/16/2023		00:31	0-0	.000	0-0	.000	0-0	.000	0	0	0	0.0	0	0	0	0	0	0	0.0	
Lipscomb	12/02/2023		01:37	0-1	.000	0-0	.000	0-0	.000	0	0	0	0.0	0	0	0	0	0	0	0.0	
Jacksonville	12/06/2023		02:03	1-1	1.000	1-1	1.000	0-0	.000	0	0	0	0.0	0	0	1	1	0	3	1.0	
Maine	12/18/2023		02:17	0-1	.000	0-0	.000	0-0	.000	0	0	0	0.0	0	0	0	0	0	0	0.8	
Bethune-Cookman	12/29/2023		02:56	0-0	.000	0-0	.000	0-0	.000	0	0	0	0.0	0	0	1	0	0	0	0.6	
Totals		0	09:24	1-3	.333	1-1	1.000	0-0	.000	0	0	0	0.0	0	0	2	1	0	3	0.6	

Player Averages

Games Played	Minutes/game	Points/game	FG Pct	3FG Pct	FT Pct	Rebounds/game	Assists/game	Turnovers/game	Assist/Turnover ratio	Steals/game	Blocks/game
5	1.9	0.6	33.3	100.0	0.0	0.0	0.0	0.4	0.0	0.0	0.2

MISCELLANEOUS

Situation	'23-'24
Led team in scoring	-
Led team in rebounds	-
Led team in assists	-
Led team in blocks	-
Led team in steals	-
Double-Doubles	-
Double Figure Points	-
5+ Rebounds	-
Double Figure Rebounds	-
20-Point Games	-
30-Point Games	-
3+ Three Pointers	-
5+ Assists	-
3+ Steals	-
3+ Blocks	-

2023-24 GAME HIGHS

Points	3	Jacksonville (12/6/23)
Rebounds	N/A	-
Assists	N/A	-
Steals	N/A	-
Blocks	1	Jacksonville (12/6/23)
Field Goals Made	1	Jacksonville (12/6/23)
Field Goals Attempted	1	3x, last vs. Maine (12/18/23)
3-Point Field Goals Made	1	Jacksonville (12/6/23)
3-Point Field Goals Attempted	1	Jacksonville (12/6/23)
Free Throws Made	N/A	-
Free Throws Attempted	N/A	-

SINGLE-GAME CAREER HIGHS

Points	3	Jacksonville (12/6/23)
Rebounds	N/A	-
Assists	N/A	-
Steals	N/A	-
Blocks	1	Jacksonville (12/6/23)
Field Goals Made	1	Jacksonville (12/6/23)
Field Goals Attempted	1	3x, last vs. Maine (12/18/23)
3-Point Field Goals Made	1	Jacksonville (12/6/23)
3-Point Field Goals Attempted	1	Jacksonville (12/6/23)
Free Throws Made	N/A	-
Free Throws Attempted	N/A	-

CAREER STATS

SEASON	TEAM	GP-GS	MIN/AVG	Field Goals		3-Point		F-Throws		Rebounds				Scoring						
				FG	FGA	FG%	3FG	3FGA	3FG%	FT	FTA	FT%	OFF	DEF	TOT	AVG	PF	FO	A	TO
2023-24	UCF	5-0	9/1.9	1-3	.333	1-1	1.000	0-0	.000	0	0	0	0.0	0-0	0	2	1	0	3	0.6
TOTAL		5-0	9/1.9	1-3	.333	1-1	1.000	0-0	.000	0	0	0	0.0	0-0	0	2	1	0	3	0.6



15 Tyler Hendricks

Guard | Redshirt Freshman | 6-6 | 190

Fort Lauderdale, Fla. | Calvary Christian Academy

HENDRICKS NOTEBOOK

- Made his collegiate debut in UCF's 11/6/23 season opener, playing 14 minutes, tallying seven points and four rebounds
- Did not see game action during the 2022-23 season, earning a redshirt
- Was one of 12 sets of twins and one of 33 sets of brothers in NCAA Division I college basketball along with Taylor Hendricks in 2022-23
- ESPN and Rivals three-star prospect
- Played for Calvary Christian Academy in Fort Lauderdale, Fla.
- Led Calvary Christian to Florida 3A state championship as a junior and senior in 2020-21 and 2021-22

- Averaged 6.7 points and 3.3 rebounds as senior in 2021-22
- Averaged 5.3 points and 2.7 rebounds as junior in 2020-21
- Played for coach Cilk McSweeney

COLLEGE PATH

22-23: Freshman - UCF

23-24: Redshirt Freshman - UCF

SOCIAL MEDIA

@tylerxhendricks
@tylerxhendricks

Did You Know?

- Major:** Business
- Favorite pro athlete:** Russell Westbrook
- Favorite pro team:** Utah Jazz
- Pre-game ritual:** Pray
- Favorite movie:** Transformers
- Favorite TV show:** Breaking Bad
- Favorite music artist:** Drake
- Favorite food:** Pizza
- Second favorite sport:** Football
- Favorite off-day activity:** Watching Netflix
- Fun fact:** Football was the first sport he played
- Hidden talent:** Can play piano

GAME-BY-GAME STATS

Opponent	Date	GS	MIN	Total		3-Pointers		Free throws		Rebounds				PF	A	TO	BLK	STL	PTS	AVG
				FG-FGA	PCT	3FG-3FGA	PCT	FT-FTA	PCT	OFF	DEF	TOT	AVG							
FIU	11/06/2023		14:16	3-4	.750	1-2	.500	0-0	.000	1	3	4	4.0	2	1	2	0	0	7	7.0
at Miami (FL)	11/10/2023		11:07	0-3	.000	0-1	.000	2-2	1.000	0	0	0	2.0	4	0	0	0	1	2	4.5
Cal St. Fullerton	11/16/2023		11:07	2-4	.500	0-2	.000	2-2	1.000	0	0	0	1.3	4	0	1	0	0	6	5.0
vs South Dakota St.	11/19/2023		12:00	2-3	.667	1-2	.500	0-0	.000	0	0	0	1.0	0	1	0	0	0	5	5.0
vs Charlotte	11/20/2023		07:00	0-0	.000	0-0	.000	0-0	.000	0	1	1	1.0	1	0	1	0	0	0	4.0
Stetson	11/26/2023		03:03	0-1	.000	0-1	.000	0-0	.000	0	0	0	0.8	2	0	1	0	0	0	3.3
Lipscomb	12/02/2023		09:51	2-4	.500	1-2	.500	0-0	.000	2	1	3	1.1	1	0	0	0	0	5	3.6
Jacksonville	12/06/2023		10:00	2-3	.667	2-3	.667	0-1	.000	1	2	3	1.4	0	0	1	0	1	6	3.9
at Houston	01/20/2024		03:15	0-0	.000	0-0	.000	3-3	1.000	0	0	0	1.2	0	0	0	0	0	3	3.8
Totals			0 81:39	11-22	.500	5-13	.385	7-8	.875	4	7	11	1.2	14	2	6	0	2	34	3.8

Player Averages

Games Played	Minutes/game	Points/game	FG Pct	3FG Pct	FT Pct	Rebounds/game	Assists/game	Turnovers/game	Assist/Turnover ratio	Steals/game	Blocks/game
9	9.1	3.8	50.0	38.5	87.5	1.2	0.2	0.7	0.3	0.2	0.0

MISCELLANEOUS

Situation	'23-'24
Led team in scoring	-
Led team in rebounds	-
Led team in assists	-
Led team in blocks	-
Led team in steals	-
Double-Doubles	-
Double Figure Points	-
5+ Rebounds	-
Double Figure Rebounds	-
20-Point Games	-
30-Point Games	-
3+ Three Pointers	-
5+ Assists	-
3+ Steals	-
3+ Blocks	-

2023-24 GAME HIGHS

Points	7	FIU (11/6/23)
Rebounds	4	FIU (11/6/23)
Assists	1	2x, last vs. South Dakota St. (11/19/23)
Steals	1	2x, last vs. Jacksonville (12/6/23)
Blocks	N/A	-
Field Goals Made	3	FIU (11/6/23)
Field Goals Attempted	4	3x, last vs. Lipscomb (12/2/23)
3-Point Field Goals Made	2	Jacksonville (12/6/23)
3-Point Field Goals Attempted	3	Jacksonville (12/6/23)
Free Throws Made	3	at Houston (1/20/24)
Free Throws Attempted	3	at Houston (1/20/24)

SINGLE-GAME CAREER HIGHS

Points	7	FIU (11/6/23)
Rebounds	4	FIU (11/6/23)
Assists	1	2x, last vs. South Dakota St. (11/19/23)
Steals	1	2x, last vs. Jacksonville (12/6/23)
Blocks	N/A	-
Field Goals Made	3	FIU (11/6/23)
Field Goals Attempted	4	3x, last vs. Lipscomb (12/2/23)
3-Point Field Goals Made	2	Jacksonville (12/6/23)
3-Point Field Goals Attempted	3	Jacksonville (12/6/23)
Free Throws Made	3	at Houston (1/20/24)
Free Throws Attempted	3	at Houston (1/20/24)

CAREER STATS

SEASON	TEAM	GP-GS	MIN/AVG	Field Goals		3-Point		F-Throws		Rebounds				Scoring						
				FG-FGA	FG%	3FG-3FGA	3FG%	FT-FTA	FT%	OFF	DEF	TOT	AVG	PF-FO	A	TO	BLK	STL	PTS	AVG
2023-24	UCF	9-0	82/9.1	11-22	.500	5-13	.385	7-8	.875	4	7	11	1.2	14-0	2	6	0	2	34	3.8
TOTAL		9-0	82/9.1	11-22	.500	5-13	.385	7-8	.875	4	7	11	1.2	14-0	2	6	0	2	34	3.8



20 Poohpha Warakulnukroh

Guard | Redshirt Sophomore | 5-11 | 177
Bangkok, Thailand | Montverde Academy

WARAKULNUKROH NOTEBOOK

- Was a student manager on the 2021-22 UCF squad before becoming a member of the 2022-23 roster as a student-athlete
- Played in seven games, coming off the bench in each and playing a combined 14 minutes in 2022-23
- Made his collegiate debut in the final 3:34 of gameplay against Western Illinois on 11/14/22. He missed his first free throw and made the second
- Made his first career shot on his first attempt from the floor, a three pointer that rattled in and sent the crowd to their feet
- Was the team MVP and leading scorer on the Varsity/Post Grade Team as a senior at Montverde Academy
- Joined the varsity team in his junior year after moving from Thailand.
- Was a 3x3 National Tournament Champion in Thailand for U-16 as a sophomore
- Was a top 10 tennis player in Thailand and played competitively in golf and soccer as well.
- Born in Bangkok, Thailand, came to the U.S. when he was 15 in August 2019

GAME-BY-GAME STATS

Opponent	Date	GS	MIN	Total		3-Pointers		Free throws		Rebounds				PF	A	TO	BLK	STL	PTS	AVG
				FG-FGA	PCT	3FG-3FGA	PCT	FT-FTA	PCT	OFF	DEF	TOT	AVG							
FIU	11/06/2023		00:38	0-0	.000	0-0	.000	0-0	.000	0	0	0	0.0	0	0	0	0	0	0	0.0
Cal St. Fullerton	11/16/2023		00:31	0-0	.000	0-0	.000	0-0	.000	0	0	0	0.0	0	0	0	0	0	0	0.0
Lipscomb	12/02/2023		01:37	0-2	.000	0-1	.000	0-0	.000	0	0	0	0.0	0	0	0	0	0	0	0.0
Jacksonville	12/06/2023		02:03	0-0	.000	0-0	.000	0-0	.000	0	0	0	0.0	0	1	0	1	0	0	0.0
Maine	12/18/2023		02:17	0-1	.000	0-0	.000	0-0	.000	0	0	0	0.0	1	0	0	0	0	0	0.0
Bethune-Cookman	12/29/2023		02:56	0-0	.000	0-0	.000	2-2	1.000	0	1	1	0.2	0	1	0	0	0	2	0.3
Totals		0	10:02	0-3	.000	0-1	.000	2-2	1.000	0	1	1	0.2	1	2	0	1	0	2	0.3

COLLEGE PATH

22-23: R-Freshman - UCF
23-24: R-Sophomore - UCF

SOCIAL MEDIA

@poohphaw
@PoohphaW10

Did You Know?

Major: Mechanical Engineering / Math
Favorite pro athlete: Steve Nash
Favorite pro team: San Antonio Spurs
Pre-game ritual: Listen to slow music
Favorite movie: Whiplash
Favorite TV show: Breaking Bad
Favorite music artist: Elliott Smith
Favorite food: Thai Food
Second favorite sport: Soccer
Favorite off-day activity: Sleeping
Fun fact: Has a black belt in taekwondo
Hidden talent: Can play the guitar and sing

Player Averages

Games Played	Minutes/game	Points/game	FG Pct	3FG Pct	FT Pct	Rebounds/game	Assists/game	Turnovers/game	Assist/Turnover ratio	Steals/game	Blocks/game
6	1.7	0.3	0.0	0.0	100.0	0.2	0.3	0.0	2.0	0.0	0.2

MISCELLANEOUS

Situation	'23-'24
Led team in scoring	-
Led team in rebounds	-
Led team in assists	-
Led team in blocks	-
Led team in steals	-
Double-Doubles	-
Double Figure Points	-
5+ Rebounds	-
Double Figure Rebounds	-
20-Point Games	-
30-Point Games	-
3+ Three Pointers	-
5+ Assists	-
3+ Steals	-
3+ Blocks	-

2023-24 GAME HIGHS

Points	2	Bethune-Cookman (12/29/23)
Rebounds	1	Bethune-Cookman (12/29/23)
Assists	1	Jacksonville (12/6/23)
Steals	N/A	-
Blocks	1	Jacksonville (12/6/23)
FGs Made	N/A	-
FGs Attempted	2	Lipscomb (12/2/23)
3-Pt. FGs Made	N/A	-
3-Pt. FGs Attempted	1	Lipscomb (12/2/23)
FTs Made	2	Bethune-Cookman (12/29/23)
FTs Attempted	2	Bethune-Cookman (12/29/23)

SINGLE-GAME CAREER HIGHS

Points	4	2x, last vs. ECU (3/5/23)
Rebounds	1	Bethune-Cookman (12/29/23)
Assists	1	3x, last vs. Jacksonville (12/6/23)
Steals	N/A	-
Blocks	1	Jacksonville (12/6/23)
Field Goals Made	1	3x, last vs. ECU (3/5/23)
Field Goals Attempted	2	2x, last vs. Lipscomb (12/2/23)
3-Point Field Goals Made	1	2x, last vs. ECU (3/5/23)
3-Point Field Goals Attempted	1	3x, last vs. Lipscomb (12/2/23)
Free Throws Made	2	Bethune-Cookman (12/29/23)
Free Throws Attempted	2	3x, last vs. Bethune-Cookman (12/29/23)

CAREER STATS

SEASON	TEAM	GP-GS	MIN/AVG	Field Goals		3-Point		F-Throws		Rebounds				Scoring						
				FG-FGA	FG%	3FG-3FGA	3FG%	FT-FTA	FT%	OFF	DEF	TOT	AVG	PF-FO	A	TO	BLK	STL	PTS	AVG
2022-23	UCF	7-0	14/2.0	4-6	.667	2-2	1.000	2-4	.500	0	0	0	0.0	3-0	2	1	0	0	12	1.7
2023-24	UCF	6-0	10/1.7	0-3	.000	0-1	.000	2-2	1.000	0	1	1	0.2	1-0	2	0	1	0	2	0.3
TOTAL		13-0	24/1.9	4-9	.444	2-3	.667	4-6	.667	0	1	1	0.1	4-0	4	1	1	0	14	1.1



21 C.J. Walker

Forward | 5th Year | 6-8 | 215
Sanford, Fla. | Oak Ridge | Oregon

WALKER NOTEBOOK

- Made his 2023-24 debut against Florida A&M, seeing 12:45 of action
- Missed the first 10 games of the 2023-24 season with an injury
- Battled injuries throughout the 2022-23 season; the team announced he was out for the remainder of the season on 1/8
- Played in all 30 games for UCF during the 2021-22 season, starting in 19. He finished the regular season strong, averaging 15 points per game over the last three contests as opposed to 8.6 points per game on the year.
- Finished second in rebounding among Knights on the 2021-22 squad.
- Appeared in 21 of UCF's 23 games in 202-21, starting in 15 of them. Was tied for the team lead with five rebounds a game; increased his season total to 5.1 per game during league contests which was 15th among AAC players.
- Led the AAC with 1.7 blocked shots per game during the 2020-21 season; ranked 47th in the country in blocked shots per game.
- Transferred to UCF from Oregon after one year in Eugene (2019-20).
- Appeared in 28 games, starting in seven as a Duck, averaging four points per game his freshman season.
- Made his first career start against Boise State on 11/9/19, just after playing 11 minutes off the bench in his collegiate debut against Fresno State on 11/15/19.
- Was a five-star recruit with a scout grade of 92 according to ESPN.com. Was ranked 19th in ESPN's Top 100 of the 2019 recruiting class.

COLLEGE PATH

19-20: Freshman - Oregon
20-21: Sophomore - UCF
21-22: Junior - UCF
22-23: Senior - UCF
23-24: 5th Year - UCF

SOCIAL MEDIA

@cjwalker_14
@cjwalker_14

Did You Know?

- Major: Communications
- Favorite pro athlete: Vince Carter
- Favorite pro team: Orlando Magic
- Pre-game ritual: Hot tub, stretch, eat a big meal
- Favorite movie: Friday
- Favorite TV show: The Boondocks
- Favorite music artist: Kodak Black
- Favorite food: Sushi
- Second favorite sport: Boxing
- Favorite off-day activity: Nap
- Fun fact: Can beatbox
- Hidden talent: Knows magic tricks

GAME-BY-GAME STATS

Opponent	Date	GS	MIN	Total		3-Pointers		Free throws		Rebounds				PF	A	TO	BLK	STL	PTS	AVG	
				FG-FGA	PCT	3FG-3FGA	PCT	FT-FTA	PCT	OFF	DEF	TOT	AVG								
Florida A&M	12/21/2023		12:45	0-6	.000	0-2	.000	1-2	.500	2	2	4	4.0	0	0	1	0	0	1	1.0	
Bethune-Cookman	12/29/2023		16:02	4-8	.500	0-2	.000	2-2	1.000	0	5	5	4.5	0	3	3	0	1	10	5.5	
at Kansas St.	01/06/2024		20:42	4-8	.500	0-2	.000	0-1	.000	2	2	4	4.3	2	0	1	0	0	8	6.3	
Kansas	01/10/2024	*	29:45	1-8	.125	0-2	.000	5-6	.833	1	1	2	3.8	1	1	0	3	1	7	6.5	
BYU	01/13/2024	*	27:46	2-8	.250	1-2	.500	4-6	.667	3	5	8	4.6	2	0	2	0	0	9	7.0	
at Texas	01/17/2024	*	26:18	5-11	.455	0-1	.000	0-0	.000	3	6	9	5.3	3	0	1	1	1	10	7.5	
at Houston	01/20/2024	*	18:53	1-2	.500	1-1	1.000	1-3	.333	0	2	2	4.9	2	0	2	1	1	4	7.0	
West Virginia	01/23/2024	*	23:02	2-6	.333	0-2	.000	2-3	.667	0	6	6	5.0	2	3	1	0	1	6	6.9	
Totals			5	175:13	19-57	.333	2-14	.143	15-23	.652	11	29	40	5.0	12	7	11	5	4	55	6.9

Player Averages

Games Played	Minutes/game	Points/game	FG Pct	3FG Pct	FT Pct	Rebounds/game	Assists/game	Turnovers/game	Assist/Turnover ratio	Steals/game	Blocks/game
8	21.9	6.9	33.3	14.3	65.2	5.0	0.9	1.4	0.6	0.5	0.6

MISCELLANEOUS

Situation	'23-'24
Led team in scoring	-
Led team in rebounds	1
Led team in assists	-
Led team in blocks	2
Led team in steals	1
Double-Doubles	-
Double Figure Points	2
5+ Rebounds	4
Double Figure Rebounds	-
20-Point Games	-
30-Point Games	-
3+ Three Pointers	-
5+ Assists	-
3+ Steals	-
3+ Blocks	1

2023-24 GAME HIGHS

Points	10	2x, last at Texas (1/17/24)
Rebounds	9	at Texas (1/17/24)
Assists	3	2x, last vs. West Virginia (1/23/24)
Steals	1	4x, last vs. West Virginia (1/23/24)
Blocks	3	Kansas (1/10/24)
FGs Made	5	at Texas (1/17/24)
FGs Attempted	11	at Texas (1/17/24)
3-Pt. FGs Made	1	2x, last at Houston (1/20/24)
3-Pt. FGs Attempted	2	6x, last vs. West Virginia (1/23/24)
FTs Made	5	Kansas (1/10/24)
FTs Attempted	6	2x, last vs. BYU (1/13/24)

SINGLE-GAME CAREER HIGHS

Points	19	at Tulsa (03/06/22)
Rebounds	16	at Tulane (03/03/22)
Assists	3	4x, last vs. West Virginia (1/23/24)
Steals	3	2x, last at Memphis (2/1/21)
Blocks	4	3x, last vs. Tulane (2/12/21)
Field Goals Made	8	2x, last Tulsa (3/6/22)
Field Goals Attempted	14	at Tulsa (3/6/22)
3-Point Field Goals Made	2	Hawaii (12/7/19)
3-Point Field Goals Attempted	4	vs. South Florida (03/10/22)
Free Throws Made	6	2x, last vs Memphis (01/12/22)
Free Throws Attempted	10	Memphis (01/12/22)

CAREER STATS

SEASON	TEAM	GP-GS	MIN/AVG	Field Goals		3-Point		F-Throws		Rebounds				Scoring						
				FG-FGA	FG%	3FG-3FGA	3FG%	FT-FTA	FT%	OFF	DEF	TOT	AVG	PF-FO	A	TO	BLK	STL	PTS	AVG
2019-20	Oregon	28-7	41.7/14.9	43-113	.381	9-31	.290	17-35	.486	22	49	71	2.5	58-2	8	23	15	11	112	4.0
2020-21	UCF	21-15	54.0/25.7	55-124	.444	2-14	.143	36-62	.581	34	70	104	5.0	46-1	19	28	36	19	148	7.0
2021-22	UCF	30-19	75.8/25.3	90-188	.479	13-35	.371	57-98	.582	47	123	170	5.7	49-0	29	29	26	8	250	8.3
2022-23	UCF	4-0	76/19.1	7-19	.368	2-6	.333	4-8	.500	4	10	14	3.5	12-0	2	8	3	3	20	5.0
2023-24	UCF	8-5	175/21.9	19-57	.333	2-14	.143	15-23	.652	11	29	40	5.0	12-0	7	11	5	4	55	6.9
TOTAL FOR UCF		63-39	1549/24.6	171-388	.441	19-69	.275	112-191	.586	96	232	328	5.2	119-1	57	76	70	34	473	7.5
TOTAL		91-46	1967/21.6	214-501	.427	28-100	.280	129-226	.571	118	281	399	4.4	177-3	65	99	85	45	585	6.4



22 Nils Machowski

Guard | Freshman | 6-3 | 180
Berlin, Germany | Paul-Natorp Gymnasium

MACHOWSKI NOTEBOOK

- Went 3-of-3 from three-point land and tallied 13 points against No. 13 Miami
- Made his collegiate debut in UCF's season opener on 11/6/23, playing nine minutes, scoring five points while tallying an assist and steal
- Spent time in the top tier of German basketball with Alba Berlin
- Won back-to-back U19 championships with Alba Berlin in 2022 and 2023
- Hit a game-winning, buzzer-beating, three-point shot to win the 2023 U19 championship
- Was the starting point guard on the 2022 German National Team in the U18 European Championship
- Spent time with the third division of German basketball with Bernau, where he averaged 38.5% from three-point land across 18 contests
- Nils' father, Sebastian Machowski, was a professional basketball player for 17 years, playing small forward in six different countries. One of his stops was Alba Berlin, the same club that his son went on to play for two and a half decades later. Sebastian is currently in his 17th year of coaching and is at the helm of PGE Spojnia Stargard, a team in the first division of Polish basketball.

COLLEGE PATH

23-24: Freshman - UCF

SOCIAL MEDIA

@Niils.21_
@niilsftsc

Did You Know?

- Major: Communications / Minor in Sports Business
- Favorite pro athlete: Mike James, Lorenzo Brown
- Favorite pro team: Berlin
- Pre-game ritual: Listen to music, meditate
- Favorite movie: Pirates of the Caribbean
- Favorite TV show: Prison Break
- Favorite music artist: Rod Wave
- Favorite food: Indian Food
- Second favorite sport: Soccer
- Favorite off-day activity: Go shopping
- Fun fact: Can speak three languages
- Hidden talent: Can play piano

GAME-BY-GAME STATS

Opponent	Date	GS	MIN	Total		3-Pointers		Free throws		Rebounds				Points							
				FG-FGA	PCT	3FG-3FGA	PCT	FT-FTA	PCT	OFF	DEF	TOT	AVG	PF	A	TO	BLK	STL	PTS	AVG	
FIU	11/06/2023		08:41	1-2	.500	1-2	.500	2-2	1.000	1	0	1	1.0	0	1	2	0	1	5	5.0	
at Miami (FL)	11/10/2023		22:13	5-7	.714	3-3	1.000	0-0	.000	0	1	1	1.0	1	1	1	0	0	13	9.0	
Cal St. Fullerton	11/16/2023		13:12	1-3	.333	1-2	.500	1-2	.500	1	2	3	1.7	0	1	0	0	0	4	7.3	
vs South Dakota St.	11/19/2023		06:00	0-0	.000	0-0	.000	0-0	.000	1	0	1	1.5	0	1	0	0	0	0	5.5	
vs Charlotte	11/20/2023		08:00	0-2	.000	0-1	.000	0-0	.000	0	2	2	1.6	0	0	0	1	0	0	4.4	
Stetson	11/26/2023		08:23	0-1	.000	0-1	.000	0-0	.000	0	1	1	1.5	1	2	1	0	0	0	3.7	
Lipscomb	12/02/2023		14:02	1-2	.500	0-0	.000	2-2	1.000	0	2	2	1.6	0	1	0	0	0	4	3.7	
Jacksonville	12/06/2023		19:31	0-5	.000	0-3	.000	2-2	1.000	0	2	2	1.6	1	3	0	0	1	2	3.5	
Ole Miss	12/10/2023		02:59	0-0	.000	0-0	.000	0-0	.000	0	0	0	1.4	0	0	0	0	0	0	3.1	
Maine	12/18/2023		15:01	1-5	.200	1-4	.250	0-0	.000	0	0	0	1.3	0	1	1	0	1	3	3.1	
Florida A&M	12/21/2023		05:36	0-1	.000	0-1	.000	0-0	.000	0	0	0	1.2	0	0	1	0	0	0	2.8	
Bethune-Cookman	12/29/2023		13:37	0-2	.000	0-2	.000	0-0	.000	0	1	1	1.2	1	3	2	0	2	0	2.6	
at Kansas St.	01/06/2024		04:36	0-0	.000	0-0	.000	0-0	.000	0	0	0	1.1	0	3	0	0	0	0	2.4	
at Texas	01/17/2024		01:31	0-0	.000	0-0	.000	0-0	.000	0	0	0	1.0	0	0	0	0	0	0	2.2	
at Houston	01/20/2024		03:15	0-0	.000	0-0	.000	0-0	.000	0	0	0	0.9	0	0	0	0	1	0	2.1	
West Virginia	01/23/2024		04:20	0-0	.000	0-0	.000	0-0	.000	0	0	0	0.9	0	0	0	0	0	0	1.9	
Totals			0	150:57	9-30	.300	6-19	.316	7-8	.875	3	11	14	0.9	4	17	8	1	6	31	1.9

Player Averages

Games Played	Minutes/game	Points/game	FG Pct	3FG Pct	FT Pct	Rebounds/game	Assists/game	Turnovers/game	Assist/Turnover ratio	Steals/game	Blocks/game
16	9.4	1.9	30.0	31.6	87.5	0.9	1.1	0.5	2.1	0.4	0.1

MISCELLANEOUS

Situation	'23-'24
Led team in scoring	-
Led team in rebounds	-
Led team in assists	2
Led team in blocks	-
Led team in steals	-
Double-Doubles	-
Double Figure Points	1
5+ Rebounds	-
Double Figure Rebounds	-
20-Point Games	-
30-Point Games	-
3+ Three Pointers	1
5+ Assists	-
3+ Steals	-
3+ Blocks	-

2023-24 GAME HIGHS

Points	13	at Miami (11/10/23)
Rebounds	3	Cal St. Fullerton (11/16/23)
Assists	3	3x, last at Kansas State (1/6/24)
Steals	2	Bethune-Cookman (12/29/23)
Blocks	1	2x, last vs. Jacksonville (12/6/23)
Field Goals Made	5	at Miami (11/10/23)
Field Goals Attempted	7	at Miami (11/10/23)
3-Point Field Goals Made	3	at Miami (11/10/23)
3-Point Field Goals Attempted	4	Maine (12/18/23)
Free Throws Made	2	3x, last vs. Jacksonville (12/6/23)
Free Throws Attempted	2	4x, last vs. Jacksonville (12/6/23)

SINGLE-GAME CAREER HIGHS

Points	13	at Miami (11/10/23)
Rebounds	3	Cal St. Fullerton (11/16/23)
Assists	3	3x, last at Kansas State (1/6/24)
Steals	2	Bethune-Cookman (12/29/23)
Blocks	1	2x, last vs. Jacksonville (12/6/23)
Field Goals Made	5	at Miami (11/10/23)
Field Goals Attempted	7	at Miami (11/10/23)
3-Point Field Goals Made	3	at Miami (11/10/23)
3-Point Field Goals Attempted	4	Maine (12/18/23)
Free Throws Made	2	3x, last vs. Jacksonville (12/6/23)
Free Throws Attempted	2	4x, last vs. Jacksonville (12/6/23)

CAREER STATS

SEASON	TEAM	Field Goals		3-Point		F-Throws		Rebounds				Scoring								
		GP-GS	MIN/AVG	FG-FGA	FG%	3FG-3FGA	3FG%	FT-FTA	FT%	OFF	DEF	TOT	AVG	PF-FO	A	TO	BLK	STL	PTS	AVG
2023-24	UCF	16-0	151/9.4	9-30	.300	6-19	.316	7-8	.875	3	11	14	0.9	4-0	17	8	1	6	31	1.9
TOTAL		16-0	151/9.4	9-30	.300	6-19	.316	7-8	.875	3	11	14	0.9	4-0	17	8	1	6	31	1.9



24 Jaylin Sellers

Guard | Junior | 6-4 | 196
Columbus, Ga. | Carver Montgomery | Ball State

SELLERS NOTEBOOK

- Was the first player in UCF basketball history to earn a Big 12 Conference honor, earning a Co-Newcomer of the Week nod on 11/27/23
- Scored a career-high 34 points against Stetson on 11/26/23
- Earned a career-high five assists against Cal St. Fullerton on 11/16/23
- Talled his first double-double as a Knight with 22 points and 11 rebounds at No. 13 Miami, the third double-double of his career
- Had a remarkable UCF debut, scoring a team-high 23 points on 11/6/23 against FIU; added six rebounds, three assists and two steals on 5-of-12 shooting. The 23 points matched that of UCF's first lottery pick, Taylor Hendricks, in his debut in 2022-23.
- Named to the All-MAC Third Team in 2022-23 after being named to the MAC All-Freshman Team in 2021-22

- Was second on the team in scoring in 2022-23, averaging 13.5 points per game while pulling in 3.7 rebounds per contest and totaling 26 assists
- Shot 49% (144-for-294) from the field and 45% (54-for-120) from the three point line, ranking second in the MAC
- Snagged 21 steals which ranked him third on the team and added 16 blocks, also third on the team
- Had 23 games in which he scored double-digit points, including five where he scored over 20 points
- Recorded two double-doubles last season, scoring 18 points and 14 rebounds against Ind.-South Bend and 15 points and 11 rebounds at Toledo

COLLEGE PATH

21-22: Freshman - Ball State
22-23: Sophomore - Ball State
23-24: Junior - UCF

SOCIAL MEDIA

@rtsjaylin
@JaylinSellers

CAREER HONORS

- Big 12 Newcomer of the Week
Co-Newcomer: Nov. 27, 2023
- All-MAC Third Team
2022-23
- MAC All-Freshman Team
2021-22

Did You Know?

Major: General Studies
Favorite pro athlete: Anthony Edwards
Favorite pro team: Atlanta Hawks
Pre-game ritual: Workout and pray before the game
Favorite movie: Love and Basketball
Favorite TV show: Martin
Favorite music artist: Rod Wave
Favorite food: Hot lemon pepper wings
Second favorite sport: Football
Hidden talent: Good at playing football

GAME-BY-GAME STATS

Opponent	Date	GS	MIN	Total		3-Pointers		Free throws		Rebounds				PF	A	TO	BLK	STL	PTS	AVG	
				FG-FGA	PCT	3FG-3FGA	PCT	FT-FTA	PCT	OFF	DEF	TOT	AVG								
FIU	11/06/2023	*	32:06	8-15	.533	1-4	.250	6-7	.857	2	4	6	6.0	1	2	2	0	3	23	23.0	
at Miami (FL)	11/10/2023	*	34:03	9-21	.429	0-7	.000	4-5	.800	6	5	11	8.5	4	1	3	0	2	22	22.5	
Cal St. Fullerton	11/16/2023	*	29:43	7-12	.583	1-2	.500	0-1	.000	3	2	5	7.3	1	5	2	0	0	15	20.0	
vs South Dakota St.	11/19/2023	*	34:00	5-13	.385	2-7	.286	8-11	.727	1	2	3	6.3	2	1	0	0	2	20	20.0	
vs Charlotte	11/20/2023	*	37:00	7-16	.438	3-7	.429	2-2	1.000	5	1	6	6.2	2	0	2	0	0	19	19.8	
Stetson	11/26/2023	*	38:38	12-16	.750	3-6	.500	7-7	1.000	2	6	8	6.5	2	2	1	0	1	34	22.2	
Lipscomb	12/02/2023	*	29:42	6-15	.400	1-8	.125	3-3	1.000	0	0	0	5.6	3	0	2	0	2	16	21.3	
Jacksonville	12/06/2023	*	27:32	4-10	.400	3-8	.375	5-8	.625	0	2	2	5.1	0	0	1	0	2	16	20.6	
Ole Miss	12/10/2023	*	32:19	3-12	.250	0-5	.000	5-7	.714	2	2	4	5.0	3	1	3	0	4	11	19.6	
Maine	12/18/2023	*	28:01	4-9	.444	0-4	.000	5-6	.833	0	2	2	4.7	2	0	0	0	0	13	18.9	
Florida A&M	12/21/2023	*	31:01	5-16	.313	0-4	.000	5-5	1.000	1	2	3	4.5	1	1	1	0	4	15	18.5	
Bethune-Cookman	12/29/2023	*	26:05	4-9	.444	3-6	.500	8-8	1.000	1	3	4	4.5	1	1	0	0	1	19	18.6	
at Kansas St.	01/06/2024	*	27:42	3-13	.231	2-6	.333	0-0	.000	2	2	4	4.5	3	0	1	1	0	8	17.8	
Kansas	01/10/2024	*	36:13	7-11	.636	4-7	.571	0-0	.000	1	1	2	4.3	1	1	0	0	0	18	17.8	
BYU	01/13/2024	*	37:01	3-12	.250	0-5	.000	7-8	.875	1	0	1	4.1	1	0	0	0	1	13	17.5	
at Texas	01/17/2024	*	33:06	7-12	.583	2-6	.333	8-8	1.000	1	4	5	4.1	1	1	0	0	1	24	17.9	
at Houston	01/20/2024	*	30:13	0-7	.000	0-4	.000	4-4	1.000	2	7	9	4.4	1	1	2	0	0	4	17.1	
West Virginia	01/23/2024	*	26:53	5-11	.455	3-6	.500	5-6	.833	2	3	5	4.4	4	2	3	0	1	18	17.1	
Totals			17	571:18	99-230	.430	28-102	.275	82-96	.854	32	48	80	4.4	33	19	23	1	24	308	17.1

Player Averages

Games Played	Minutes/game	Points/game	FG Pct	3FG Pct	FT Pct	Rebounds/game	Assists/game	Turnovers/game	Assist/Turnover ratio	Steals/game	Blocks/game
18	31.7	17.1	43.0	27.5	85.4	4.4	1.1	1.3	0.8	1.3	0.1

MISCELLANEOUS

Situation	'23-'24
Led team in scoring	9
Led team in rebounds	5
Led team in assists	2
Led team in blocks	-
Led team in steals	3
Double-Doubles	1
Double Figure Points	16
5+ Rebounds	7
Double Figure Rebounds	1
20-Point Games	5
30-Point Games	1
3+ Three Pointers	6
5+ Assists	1
3+ Steals	3
3+ Blocks	-

2023-24 GAME HIGHS

Points	34	Stetson (11/26/23)
Rebounds	11	at Miami (11/10/23)
Assists	5	Cal St. Fullerton (11/16/23)
Steals	4	2x, last vs. Florida A&M (12/21/23)
Blocks	1	at Kansas State (1/6/24)
FGs Made	12	Stetson (11/26/23)
FGs Attempted	21	at Miami (11/10/23)
3-Pt. FGs Made	4	Kansas (1/10/24)
3-Pt. FGs Attempted	8	2x, last vs. Jacksonville (12/6/23)
FTs Made	8	3x, last at Texas (1/17/24)
FTs Attempted	11	vs. South Dakota St. (11/19/23)

SINGLE-GAME CAREER HIGHS

Points	34	Stetson (11/26/23)
Rebounds	14	Ind.-South Bend (11/19/22)
Assists	5	Cal St. Fullerton (11/16/23)
Steals	4	3x, last vs. Florida A&M (12/21/23)
Blocks	3	Akron (1/6/23)
FGs Made	12	Stetson (11/26/23)
FGs Attempted	21	at Miami (11/10/23)
3-Pt. FGs Made	5	Bowling Green (2/11/23)
3-Pt. FGs Attempted	9	at Western Mich. (2/18/23)
FTs Made	8	4x, last at Texas (1/17/24)
FTs Attempted	11	vs. South Dakota St. (11/19/23)

CAREER STATS

SEASON	TEAM	GP-GS	MIN/AVG	Field Goals		3-Point		F-Throws		Rebounds				Scoring						
				FG-FGA	FG%	3FG-3FGA	3FG%	FT-FTA	FT%	OFF	DEF	TOT	AVG	PF-FO	A	TO	BLK	STL	PTS	AVG
2021-22	BSU	31-5	588/19.0	81-147	.551	24-54	.444	21-32	.656	15	42	57	1.8	53-0	16	28	7	24	207	6.7
2022-23	BSU	31-30	929/30.0	144-294	.490	54-120	.450	78-103	.757	33	82	115	3.7	78-3	26	49	16	21	420	13.5
2023-24	UCF	18-17	571/31.7	99-230	.430	28-102	.275	82-96	.854	32	48	80	4.4	33-0	19	23	1	24	308	17.1
TOTAL FOR UCF	18-17	571/31.7	99-230	.430	28-102	.275	82-96	.854	32	48	80	4.4	33-0	19	23	1	24	308	17.1	
TOTAL	80-52	2088/26.1	324-671	.483	106-276	.384	181-231	.784	80	172	252	3.2	164-3	61	100	24	69	935	11.7	



31 Thierno Sylla

Forward | Sophomore | 6-11 | 216
Conakry, Guinea | Royal Crown Academic School

SYLLA NOTEBOOK

- Recorded the first double-double of his career against Jacksonville on 12/6/23, scoring 20 points while pulling in 11 rebounds and adding two blocks
- Made his first two career starts at the Jacksonville Classic in St. Augustine, Fla., helping UCF to a pair of wins and the tournament title
- Earned a career-high seven rebounds and two assists against Cal St. Fullerton
- Appeared in 27 games, coming off the bench in all of them and playing in 167 minutes in 2022-23, averaging 2.2 points and 1.1 rebounds per game
- Was 23-for-49 (46.9%) from the field, including going 12-of-33 (36.4%) from beyond the three-point arc
- Tallied 11 blocks, four assists and three steals on the season
- Scored a season-high 10 points twice (11/23/22 vs. Evansville, 2/11/23 vs. Tulsa)
- Had four games with two blocks
- Played in a season-high 19:32 of game time vs. Tulsa (2/11)
- Prior to UCF, played at Royal Crown Academic School in Ontario, Canada
- Named Defensive player of the year of the OSBA league along with a 1st team all-star nod as a senior
- Also played soccer, starting as a striker on varsity

COLLEGE PATH

22-23: Freshman - UCF
23-24: Sophomore - UCF

SOCIAL MEDIA

@@isthierno_13

Did You Know?

Major: Business
Favorite pro athlete: Kevin Durant
Favorite pro team: Brooklyn Nets
Pre-game ritual: Meditate
Favorite movie: How High
Favorite TV show: Boondocks
Favorite music artist: Burna Boy
Favorite food: Rice and plantains
Second favorite sport: Soccer
Favorite off-day activity: Going to the movies
Hidden talent: Nice at playing soccer

GAME-BY-GAME STATS

Opponent	Date	GS	MIN	Total		3-Pointers		Free throws		Rebounds				PF	A	TO	BLK	STL	PTS	AVG	
				FG-FGA	PCT	3FG-3FGA	PCT	FT-FTA	PCT	OFF	DEF	TOT	AVG								
FIU	11/06/2023		18:00	4-6	.667	1-3	.333	0-0	.000	1	1	2	2.0	2	0	3	0	2	9	9.0	
at Miami (FL)	11/10/2023		08:52	1-4	.250	1-3	.333	0-0	.000	0	1	1	1.5	0	0	2	0	0	3	6.0	
Cal St. Fullerton	11/16/2023		18:07	3-5	.600	2-3	.667	1-3	.333	0	7	7	3.3	0	2	0	1	0	9	7.0	
vs South Dakota St.	11/19/2023	*	15:00	1-4	.250	0-3	.000	0-0	.000	0	5	5	3.8	4	1	0	0	2	2	5.8	
vs Charlotte	11/20/2023	*	20:00	1-3	.333	1-2	.500	2-2	1.000	2	4	6	4.2	1	0	1	0	0	5	5.6	
Stetson	11/26/2023	*	20:28	3-8	.375	1-4	.250	0-0	.000	1	3	4	4.2	2	0	0	0	0	7	5.8	
Lipscomb	12/02/2023	*	21:51	0-8	.000	0-3	.000	0-1	.000	3	5	8	4.7	1	2	0	0	2	0	5.0	
Jacksonville	12/06/2023	*	28:25	7-11	.636	2-4	.500	4-5	.800	3	8	11	5.5	2	1	1	2	0	20	6.9	
Ole Miss	12/10/2023	*	16:09	0-5	.000	0-3	.000	0-1	.000	1	1	2	5.1	1	0	1	2	0	0	6.1	
Maine	12/18/2023	*	20:06	2-6	.333	1-2	.500	0-0	.000	3	4	7	5.3	2	1	2	1	0	5	6.0	
Bethune-Cookman	12/29/2023		13:38	3-7	.429	0-2	.000	3-6	.500	4	3	7	5.5	0	0	1	0	0	9	6.3	
at Kansas St.	01/06/2024		06:33	1-3	.333	1-2	.500	0-0	.000	0	1	1	5.1	1	0	0	0	1	3	6.0	
Kansas	01/10/2024		03:18	0-1	.000	0-0	.000	0-0	.000	0	0	0	4.7	0	0	0	0	0	0	5.5	
BYU	01/13/2024		02:49	0-0	.000	0-0	.000	0-0	.000	0	0	0	4.4	1	0	0	0	0	0	5.1	
at Texas	01/17/2024		00:12	0-0	.000	0-0	.000	0-0	.000	0	0	0	4.1	1	0	0	0	0	0	4.8	
at Houston	01/20/2024		17:01	2-6	.333	2-5	.400	2-2	1.000	2	3	5	4.1	1	0	1	0	0	8	5.0	
West Virginia	01/23/2024		17:13	3-10	.300	1-5	.200	2-3	.667	1	3	4	4.1	1	0	0	0	1	9	5.2	
Totals			7	247:43	31-87	.356	13-44	.295	14-23	.609	21	49	70	4.1	20	7	12	6	8	89	5.2

Player Averages

Games Played	Minutes/game	Points/game	FG Pct	3FG Pct	FT Pct	Rebounds/game	Assists/game	Turnovers/game	Assist/Turnover ratio	Steals/game	Blocks/game
17	14.6	5.2	35.6	29.5	60.9	4.1	0.4	0.7	0.6	0.5	0.4

MISCELLANEOUS

Situation	'23-'24
Led team in scoring	1
Led team in rebounds	2
Led team in assists	-
Led team in blocks	2
Led team in steals	-
Double-Doubles	1
Double Figure Points	1
5+ Rebounds	7
Double Figure Rebounds	1
20-Point Games	1
30-Point Games	-
3+ Three Pointers	-
5+ Assists	-
3+ Steals	-
3+ Blocks	-

2023-24 GAME HIGHS

Points	20	Jacksonville (12/6/23)
Rebounds	11	Jacksonville (12/6/23)
Assists	2	2x, last vs. Lipscomb (12/2/23)
Steals	2	3x, last vs. Lipscomb (12/2/23)
Blocks	2	2x, last vs. Ole Miss (12/10/23)
FGs Made	7	Jacksonville (12/6/23)
FGs Attempted	11	Jacksonville (12/6/23)
3-Pt. FGs Made	2	3x, last at Houston (1/20/24)
3-Pt. FGs Attempted	5	2x, last vs. West Virginia (1/23/24)
FTs Made	4	Jacksonville (12/6/23)
FTs Attempted	6	Bethune-Cookman (12/29/23)

SINGLE-GAME CAREER HIGHS

Points	20	Jacksonville (12/6/23)
Rebounds	11	Jacksonville (12/6/23)
Assists	2	2x, last vs. Lipscomb (12/2/23)
Steals	2	3x, last vs. Lipscomb (12/2/23)
Blocks	2	6x, last vs. Ole Miss (12/10/23)
Field Goals Made	7	Jacksonville (12/6/23)
Field Goals Attempted	11	Jacksonville (12/6/23)
3-Point Field Goals Made	2	6x, last at Houston (1/20/24)
3-Point Field Goals Attempted	5	2x, last vs. West Virginia (1/23/24)
Free Throws Made	4	Jacksonville (12/6/23)
Free Throws Attempted	6	Bethune-Cookman (12/29/23)

CAREER STATS

SEASON	TEAM	GP-GS	MIN/AVG	Field Goals		3-Point		F-Throws		Rebounds				Scoring						
				FG-FGA	FG%	3FG-3FGA	3FG%	FT-FTA	FT%	OFF	DEF	TOT	AVG	PF-FO	A	TO	BLK	STL	PTS	AVG
2022-23	UCF	27-0	168/6.2	23-49	.469	12-33	.364	2-6	.333	10	20	30	1.1	38-1	4	10	11	3	60	2.2
2023-24	UCF	16-7	230/14.4	28-77	.364	12-39	.308	12-20	.600	20	46	66	4.1	19-0	7	12	6	7	80	5.0
TOTAL		43-7	399/9.3	51-126	.405	24-72	.333	14-26	.538	30	66	96	2.2	57-1	11	22	17	10	140	3.3

OVERALL STATISTICS

Game Records

Record	Overall	Home	Away	Neutral
ALL GAMES	12-6	9-3	1-3	2-0
CONFERENCE	3-3	2-1	1-2	0-0
NON-CONFERENCE	9-3	7-2	0-1	2-0

Score by Periods

Team	1st	2nd	OT	TOT
UCF	574	720	15	1309
Opponents	501	644	12	1157

Team Box Score

No.	Player	Total			3-Point			F-Throw		Rebounds				Other Stats								
		GP-GS	MIN	AVG	FG-FGA	FG%	3FG-3FGA	3FG%	FT-FTA	FT%	OFF	DEF	TOT	AVG	PF	DQ	A	TO	BLK	STL	PTS	AVG
24	SELLERS, Jaylin	18-17	571:18	31.7	99-230	.430	28-102	.275	82-96	.854	32	48	80	4.4	33	0	19	23	1	24	308	17.1
3	JOHNSON, Darius	18-17	579:45	32.2	76-192	.396	33-89	.371	52-65	.800	7	46	53	2.9	46	1	62	61	2	32	237	13.2
13	AVERY, Marchelus	16-2	320:42	20.0	46-119	.387	20-58	.345	22-33	.667	19	47	66	4.1	21	0	12	11	7	11	134	8.4
2	ALLEN, Shemarri	18-17	518:23	28.8	49-132	.371	7-31	.226	24-40	.600	17	56	73	4.1	42	1	47	35	13	35	129	7.2
21	WALKER, C.J.	8-5	175:13	21.9	19-57	.333	2-14	.143	15-23	.652	11	29	40	5.0	12	0	7	11	5	4	55	6.9
11	DIALLO, Ibrahim	18-5	338:46	18.8	41-72	.569	0-0	.000	36-63	.571	45	78	123	6.8	36	2	10	19	38	13	118	6.6
31	SYLLA, Thierno	17-7	247:43	14.6	31-87	.356	13-44	.295	14-23	.609	21	49	70	4.1	20	0	7	12	6	8	89	5.2
5	PAYNE, Omar	18-13	282:57	15.7	33-54	.611	3-7	.429	18-26	.692	25	45	70	3.9	47	2	11	14	23	13	87	4.8
15	HENDRICKS, Tyler	9-0	81:39	9.1	11-22	.500	5-13	.385	7-8	.875	4	7	11	1.2	14	0	2	6	0	2	34	3.8
1	JONES, Antwann	9-0	92:13	10.2	11-26	.423	3-9	.333	5-10	.500	5	8	13	1.4	7	0	10	5	1	3	30	3.3
4	EMUOBOR, Comeh	9-0	56:20	6.3	7-20	.350	2-6	.333	3-4	.750	1	8	9	1.0	6	0	1	1	0	1	19	2.1
12	LANGFORD JR., DeMarr	13-7	153:25	11.8	10-24	.417	0-1	.000	6-14	.429	9	11	20	1.5	11	0	10	9	1	9	26	2.0
22	MACHOWSKI, Nils	16-0	150:57	9.4	9-30	.300	6-19	.316	7-8	.875	3	11	14	0.9	4	0	17	8	1	6	31	1.9
10	MOCKUS, Mintautas	7-0	26:14	3.7	3-9	.333	1-6	.167	0-1	.000	1	5	6	0.9	4	0	1	2	0	1	7	1.0
14	KALINA, Michael	5-0	09:24	1.9	1-3	.333	1-1	1.000	0-0	.000	0	0	0	0.0	0	0	0	2	1	0	3	0.6
20	WARAKULNUKROH, Poohpha	6-0	10:02	1.7	0-3	.000	0-1	.000	2-2	1.000	0	1	1	0.2	1	0	2	0	1	0	2	0.3
0	MAY, Charlie	6-0	10:02	1.7	0-1	.000	0-0	.000	0-0	.000	0	3	3	0.5	2	0	0	1	0	1	0	0.0
Team											39	31	70					14				
Total		18	3625		446-1081	.413	124-401	.309	293-416	.704	239	483	722	40.1	306	6	218	234	100	163	1309	72.7
Opponents		18	3625		392-985	.398	126-382	.330	247-344	.718	155	458	613	34.1	338	12	225	278	67	142	1157	64.3

Team Statistics

	UCF	OPP
Scoring	1309	1157
Points per game	72.7	64.3
Scoring margin	+8.4	-
Field goals-att	446-1081	392-985
Field goal pct	.413	.398
3 point fg-att	124-401	126-382
3-point FG pct	.309	.330
3-pt FG made per game	6.9	7.0
Free throws-att	293-416	247-344
Free throw pct	.704	.718
F-Throws made per game	16.3	13.7
Rebounds	722	613
Rebounds per game	40.1	34.1
Rebounding margin	+6.1	-
Assists	218	225
Assists per game	12.1	12.5
Turnovers	234	278
Turnovers per game	13.0	15.4
Turnover margin	+2.4	-
Assist/turnover ratio	0.9	0.8
Steals	163	142
Steals per game	9.1	7.9
Blocks	100	67
Blocks per game	5.6	3.7
Winning streak	1	-
Home win streak	1	-
Attendance	75889	36089
Home games-Avg/Game	12-6324	4-9022
Neutral site-Avg/Game	-	2-469

Team Results

Date	Opponent	Score	Att.
11/06/2023	FIU	W 85-62	6225
11/10/2023	at Miami (FL)	L 72-88	7972
11/16/2023	Cal St. Fullerton	W 72-44	5322
11/19/2023	vs South Dakota St.	W 83-80	609
11/20/2023	vs Charlotte	Wot 74-71	329
11/26/2023	Stetson	L 82-85	5089
12/02/2023	Lipscomb	W 72-57	5152
12/06/2023	Jacksonville	W 94-52	5278
12/10/2023	Ole Miss	L 68-70	6067
12/18/2023	Maine	W 74-51	5014
12/21/2023	Florida A&M	W 69-56	5066
12/29/2023	Bethune-Cookman	W 98-54	5188
01/06/2024	at Kansas St.	L 52-77	9698
01/10/2024	Kansas	W 65-60	9469
01/13/2024	BYU	L 58-63	9137
01/17/2024	at Texas	W 77-71	11235
01/20/2024	at Houston	L 42-57	7184
01/23/2024	West Virginia	W 72-59	8882



CONFERENCE STATISTICS

Game Records

Record	Overall	Home	Away	Neutral
ALL GAMES	3-3	2-1	1-2	0-0
CONFERENCE	3-3	2-1	1-2	0-0
NON-CONFERENCE	0-0	0-0	0-0	0-0

Score by Periods

Team	1st	2nd	OT	TOT
UCF	155	211	0	366
Opponents	194	193	0	387

Team Box Score

No.	Player				Total		3-Point		F-Throw		Rebounds											
		GP-GS	MIN	AVG	FG-FGA	FG%	3FG-3FGA	3FG%	FT-FTA	FT%	OFF	DEF	TOT	AVG	PF	DQ	A	TO	BLK	STL	PTS	AVG
24	SELLERS, Jaylin	6-5	191:08	31.9	25-66	.379	11-34	.324	24-26	.923	9	17	26	4.3	11	0	5	6	1	3	85	14.2
3	JOHNSON, Darius	6-6	208:00	34.7	19-58	.328	11-30	.367	17-20	.850	3	14	17	2.8	17	1	19	24	1	10	66	11.0
21	WALKER, C.J.	6-5	146:26	24.4	15-43	.349	2-10	.200	12-19	.632	9	22	31	5.2	12	0	4	7	5	3	44	7.3
11	DIALLO, Ibrahima	6-5	123:59	20.7	14-29	.483	0-0	.000	15-22	.682	20	30	50	8.3	14	1	6	6	11	4	43	7.2
2	ALLEN, Shemarri	6-6	182:07	30.4	14-47	.298	2-12	.167	8-13	.615	6	18	24	4.0	12	0	17	14	6	18	38	6.3
5	PAYNE, Omar	6-1	99:24	16.6	11-20	.550	1-5	.200	0-2	.000	8	14	22	3.7	12	0	2	4	7	2	23	3.8
13	AVERY, Marchelus	6-1	90:43	15.1	6-31	.194	1-16	.063	8-11	.727	6	15	21	3.5	5	0	1	5	1	0	21	3.5
31	SYLLA, Thierno	6-0	47:06	7.9	6-20	.300	4-12	.333	4-5	.800	3	7	10	1.7	5	0	0	1	0	2	20	3.3
1	JONES, Antwann	5-0	50:21	10.1	6-15	.400	1-5	.200	2-2	1.000	2	3	5	1.0	3	0	5	3	1	3	15	3.0
15	HENDRICKS, Tyler	1-0	03:15	3.3	0-0	.000	0-0	.000	3-3	1.000	0	0	0	0.0	0	0	0	0	0	0	3	3.0
10	MOCKUS, Mintautas	1-0	05:53	5.9	1-1	1.000	0-0	.000	0-0	.000	0	1	1	1.0	1	0	1	0	0	0	2	2.0
4	EMUOBOR, Comeh	2-0	06:04	3.0	1-2	.500	0-0	.000	1-2	.500	0	2	2	1.0	0	0	0	0	0	0	3	1.5
12	LANGFORD JR., DeMarr	5-1	31:53	6.4	1-3	.333	0-1	.000	1-4	.250	2	3	5	1.0	1	0	1	2	0	0	3	0.6
22	MACHOWSKI, Nils	4-0	13:42	3.4	0-0	.000	0-0	.000	0-0	.000	0	0	0	0.0	0	0	3	0	0	1	0	0.0
Team											8	9	17				6					
Total		6	1200		119-335	.355	33-125	.264	95-129	.736	76	155	231	38.5	93	2	64	78	33	46	366	61.0
Opponents		6	1200		138-327	.422	51-140	.364	60-89	.674	47	161	208	34.7	103	4	93	73	28	43	387	64.5

Team Statistics

	UCF	OPP
Scoring	366	387
Points per game	61.0	64.5
Scoring margin	-3.5	-
Field goals-att	119-335	138-327
Field goal pct	.355	.422
3 point fg-att	33-125	51-140
3-point FG pct	.264	.364
3-pt FG made per game	5.5	8.5
Free throws-att	95-129	60-89
Free throw pct	.736	.674
F-Throws made per game	15.8	10.0
Rebounds	231	208
Rebounds per game	38.5	34.7
Rebounding margin	+3.8	-
Assists	64	93
Assists per game	10.7	15.5
Turnovers	78	73
Turnovers per game	13.0	12.2
Turnover margin	-0.8	-
Assist/turnover ratio	0.8	1.3
Steals	46	43
Steals per game	7.7	7.2
Blocks	33	28
Blocks per game	5.5	4.7
Winning streak	1	-
Home win streak	1	-
Attendance	27488	28117
Home games-Avg/Game	3-9163	3-9372
Neutral site-Avg/Game	-	0-0

Team Results

Date	Opponent		Score	Att.
01/06/2024	at Kansas St.	L	52-77	9698
01/10/2024	Kansas	W	65-60	9469
01/13/2024	BYU	L	58-63	9137
01/17/2024	at Texas	W	77-71	11235
01/20/2024	at Houston	L	42-57	7184
01/23/2024	West Virginia	W	72-59	8882



UCF GAME-BY-GAME STATISTICS

Opponent	Date	Score	W/L	Total		3-Pointers		Free throws		Rebounds				Other Stats						
				FG-FGA	PCT	3FG-3FGA	PCT	FT-FTA	PCT	OFF	DEF	TOT	AVG	PF	A	TO	BLK	STL	PTS	AVG
FIU	11/06/2023	85-62	W	31-62	.500	7-24	.292	16-23	.696	13	24	37	37.0	21	16	18	5	16	85	85.0
at Miami (FL)	11/10/2023	72-88	L	30-73	.411	5-20	.250	7-11	.636	17	21	38	37.5	24	6	18	2	7	72	78.5
Cal St. Fullerton	11/16/2023	72-44	W	27-58	.466	9-21	.429	9-18	.500	8	32	40	38.3	15	15	10	8	7	72	76.3
vs South Dakota St.	11/19/2023	83-80	W	29-59	.492	7-24	.292	18-24	.750	5	24	29	36.0	21	13	5	6	12	83	78.0
vs Charlotte	11/20/2023	74-71	Wot	25-67	.373	5-20	.250	19-24	.792	17	34	51	39.0	16	7	14	10	8	74	77.2
Stetson	11/26/2023	82-85	L	27-62	.435	6-18	.333	22-28	.786	12	23	35	38.3	21	14	13	3	4	82	78.0
Lipscomb	12/02/2023	72-57	W	27-67	.403	9-28	.321	9-13	.692	14	30	44	39.1	15	9	16	3	9	72	77.1
Jacksonville	12/06/2023	94-52	W	31-65	.477	15-33	.455	17-29	.586	17	35	52	40.8	18	17	8	8	11	94	79.3
Ole Miss	12/10/2023	68-70	L	21-57	.368	4-22	.182	22-34	.647	18	21	39	40.6	22	11	14	6	13	68	78.0
Maine	12/18/2023	74-51	W	26-56	.464	8-19	.421	14-23	.609	10	33	43	40.8	16	14	9	8	4	74	77.6
Florida A&M	12/21/2023	69-56	W	21-53	.396	8-24	.333	19-27	.704	12	22	34	40.2	13	10	13	5	12	69	76.8
Bethune-Cookman	12/29/2023	98-54	W	32-67	.478	8-23	.348	26-33	.788	20	29	49	40.9	11	22	18	3	14	98	78.6
at Kansas St.	01/06/2024	52-77	L	22-65	.338	5-21	.238	3-5	.600	16	20	36	40.5	20	12	13	6	7	52	76.5
Kansas	01/10/2024	65-60	W	22-52	.423	7-20	.350	14-18	.778	9	19	28	39.6	13	12	13	7	8	65	75.7
BYU	01/13/2024	58-63	L	17-58	.293	3-18	.167	21-33	.636	17	27	44	39.9	18	6	11	5	8	58	74.5
at Texas	01/17/2024	77-71	W	29-57	.509	7-23	.304	12-15	.800	12	25	37	39.8	14	14	15	5	7	77	74.7
at Houston	01/20/2024	42-57	L	7-44	.159	4-21	.190	24-33	.727	11	30	41	39.8	16	5	15	3	6	42	72.8
West Virginia	01/23/2024	72-59	W	22-59	.373	7-22	.318	21-25	.840	11	34	45	40.1	12	15	11	7	10	72	72.7
Total		1309		446-1081	.413	124-401	.309	293-416	.704	239	483	722	40.1	306	218	234	100	163	1309	72.7
Opponents		1157		392-985	.398	126-382	.330	247-344	.718	155	458	613	34.1	338	225	278	67	142	1157	64.3

UCF Averages

Games Played	Points/game	FG Pct	3FG Pct	FT Pct	Rebounds/game	Assists/game	Turnovers/game	Assist/Turnover ratio	Steals/game	Blocks/game
18	72.7	41.3	30.9	70.4	40.1	12.1	13.0	0.9	9.1	5.6

MISCELLANEOUS GAME-BY-GAME STATISTICS

Date	Opp.	W/L, Score	Points in Paint			Pts Off TOs			2nd Chance Pts			Fast Break Pts			Bench		
			UCF	Opp.	Diff.	UCF	Opp.	Diff.	UCF	Opp.	Diff.	UCF	Opp.	Diff.	UCF	Opp.	Diff.
Nov. 6	FIU	W, 85-62	46	26	+20	22	18	+4	20	5	+15	21	24	-3	30	29	+1
Nov. 10	at #13 Miami	L, 88-72	46	30	+16	10	23	-13	18	9	+9	2	29	-27	27	8	+19
Nov. 16	Cal St. Fullerton	W, 72-44	30	18	+12	13	13	0	8	2	+6	11	11	0	41	7	+34
Nov. 19	vs. South Dakota St.	W, 83-80	32	18	+14	25	6	+19	2	10	-8	2	7	-5	33	17	+16
Nov. 20	vs. Charlotte	W, 74-71; OT	36	38	-2	12	15	-3	15	7	+8	8	10	-2	17	15	+2
Nov. 26	Stetson	L, 85-82	40	22	+18	21	12	+9	8	4	+4	17	24	-7	11	17	-6
Dec. 2	Lipscomb	W, 72-57	34	14	+20	24	12	+12	11	0	+11	13	10	+3	23	4	+19
Dec. 6	Jacksonville	W, 94-52	28	20	+8	19	4	+15	23	15	+8	14	4	+10	38	22	+16
Dec. 10	Ole Miss	L, 70-68	32	20	+12	14	15	-1	12	7	+5	15	15	0	12	22	-10
Dec. 18	Maine	W, 74-51	34	36	-2	11	7	+4	8	16	-8	16	11	+5	42	31	+11
Dec. 21	Florida A&M	W, 69-56	24	32	-8	24	13	+11	8	4	+4	6	9	-3	22	26	-4
Dec. 29	Bethune-Cookman	W, 98-54	44	24	+20	37	12	+25	13	4	+9	37	12	+25	51	7	+44
Jan. 6	at Kansas State	L, 77-52	24	32	-8	16	17	-1	11	16	-5	4	8	-4	22	10	+12
Jan. 10	#3/3 Kansas	W, 65-60	26	32	-6	18	12	+6	15	12	+3	6	13	-7	8	17	-9
Jan. 13	#18/17 BYU	L, 63-58	22	22	0	12	8	+4	9	12	-3	9	5	+4	1	17	-16
Jan. 17	at Texas	W, 77-71	34	22	+12	19	11	+8	15	5	+10	12	11	+1	34	7	+27
Jan. 20	at Houston	L, 57-42	6	24	-18	5	15	-10	8	8	0	9	10	-1	26	15	+11
Jan. 23	West Virginia	W, 72-59	26	16	+10	18	5	+13	13	7	+6	24	6	+18	25	38	-13
Jan. 27	at Cincinnati																
Jan. 31	Baylor																
Feb. 3	Oklahoma																
Feb. 10	at Texas Tech																
Feb. 13	at BYU																
Feb. 17	Cincinnati																
Feb. 20	at West Virginia																
Feb. 24	Texas Tech																
Feb. 28	at Oklahoma State																
Mar. 2	Iowa State																
Mar. 6	Houston																
Mar. 9	at TCU																
TOTALS			564	446	+118	320	218	+102	217	143	+74	226	219	+7	463	309	+154

OPPONENT GAME-BY-GAME STATISTICS

Opponent	Date	Score	W	Total		3-Pointers		Free throws		Rebounds				PF	A	TO	BLK	STL	PTS	AVG
				FG-FGA	PCT	3FG-3FGA	PCT	FT-FTA	PCT	OFF	DEF	TOT	AVG							
FIU	11/06/2023	85-62	W	17-47	.362	4-18	.222	24-32	.750	9	21	30	30.0	18	10	24	2	11	62	62.0
at Miami (FL)	11/10/2023	72-88	L	26-51	.510	10-21	.476	26-30	.867	6	28	34	32.0	16	13	18	11	14	88	75.0
Cal St. Fullerton	11/16/2023	72-44	W	12-51	.235	3-19	.158	17-21	.810	9	26	35	33.0	18	6	15	1	6	44	64.7
vs South Dakota St.	11/19/2023	83-80	W	24-54	.444	12-28	.429	20-29	.690	12	28	40	34.8	20	12	16	3	3	80	68.5
vs Charlotte	11/20/2023	74-71	W	28-66	.424	4-14	.286	11-16	.688	8	28	36	35.0	21	13	10	4	6	71	69.0
Stetson	11/26/2023	82-85	L	25-53	.472	13-30	.433	22-24	.917	6	26	32	34.5	22	17	17	2	6	85	71.7
Lipscomb	12/02/2023	72-57	W	20-52	.385	9-24	.375	8-15	.533	4	27	31	34.0	14	13	20	2	9	57	69.6
Jacksonville	12/06/2023	94-52	W	20-66	.303	4-20	.200	8-16	.500	16	24	40	34.8	21	7	14	0	5	52	67.4
Ole Miss	12/10/2023	68-70	L	20-45	.444	6-15	.400	24-34	.706	7	22	29	34.1	23	11	15	6	8	70	67.7
Maine	12/18/2023	74-51	W	22-64	.344	1-19	.053	6-12	.500	13	26	39	34.6	19	10	9	2	7	51	66.0
Florida A&M	12/21/2023	69-56	W	22-50	.440	5-18	.278	7-11	.636	7	24	31	34.3	21	14	21	3	10	56	65.1
Bethune-Cookman	12/29/2023	98-54	W	18-59	.305	4-16	.250	14-15	.933	11	17	28	33.8	22	6	26	3	14	54	64.2
at Kansas St.	01/06/2024	52-77	L	25-58	.431	9-24	.375	18-23	.783	13	27	40	34.2	12	18	12	6	9	77	65.2
Kansas	01/10/2024	65-60	W	24-47	.511	6-18	.333	6-11	.545	8	24	32	34.1	15	20	18	2	6	60	64.8
BYU	01/13/2024	58-63	L	21-52	.404	9-26	.346	12-17	.706	6	32	38	34.3	22	12	13	5	3	63	64.7
at Texas	01/17/2024	77-71	W	27-54	.500	10-26	.385	7-12	.583	4	18	22	33.6	13	17	11	1	10	71	65.1
at Houston	01/20/2024	42-57	L	20-58	.345	6-18	.333	11-16	.688	10	32	42	34.1	23	12	8	7	11	57	64.6
West Virginia	01/23/2024	72-59	W	21-58	.362	11-28	.393	6-10	.600	6	28	34	34.1	18	14	11	7	4	59	64.3
Total		1157		392-985	.398	126-382	.330	247-344	.718	155	458	613	34.1	338	225	278	67	142	1157	64.3
UCF		1309		446-1081	.413	124-401	.309	293-416	.704	239	483	722	40.1	306	218	234	100	163	1309	72.7

Opponents Averages

Games Played	Points/game	FG Pct	3FG Pct	FT Pct	Rebounds/game	Assists/game	Turnovers/game	Assist/Turnover ratio	Steals/game	Blocks/game
18	64.3	39.8	33.0	71.8	34.1	12.5	15.4	0.8	7.9	3.7

LEADERS
Points

##	Player	G	Pts	Pts/G
24	Sellers, Jaylin	18	308	17.1
3	Johnson, Darius	18	237	13.2
13	Avery, Marchelus	16	134	8.4
2	Allen, Shemarri	18	129	7.2
11	Diallo, Ibrahima	18	118	6.6
31	Sylla, Thierno	17	89	5.2
5	Payne, Omar	18	87	4.8
21	Walker, C.J.	8	55	6.9
15	Hendricks, Tyler	9	34	3.8
22	Machowski, Nils	16	31	1.9
1	Jones, Antwann	9	30	3.3
12	Langford Jr., DeMarr	13	26	2.0
4	Emuobor, Comeh	9	19	2.1
10	Mockus, Mintautas	7	7	1.0
14	Kalina, Michael	5	3	0.6
20	Warakulnukroh, Poohpha	6	2	0.3

Scoring Average

##	Player	G	Pts	Pts/G
24	Sellers, Jaylin	18	308	17.1
3	Johnson, Darius	18	237	13.2
13	Avery, Marchelus	16	134	8.4
2	Allen, Shemarri	18	129	7.2
21	Walker, C.J.	8	55	6.9
11	Diallo, Ibrahima	18	118	6.6
31	Sylla, Thierno	17	89	5.2
5	Payne, Omar	18	87	4.8
15	Hendricks, Tyler	9	34	3.8
1	Jones, Antwann	9	30	3.3
4	Emuobor, Comeh	9	19	2.1
12	Langford Jr., DeMarr	13	26	2.0
22	Machowski, Nils	16	31	1.9
10	Mockus, Mintautas	7	7	1.0
14	Kalina, Michael	5	3	0.6
20	Warakulnukroh, Poohpha	6	2	0.3

Field Goal Percentage

##	Player	FG	Att	Pct
5	Payne, Omar	33	54	.611
11	Diallo, Ibrahima	41	72	.569
15	Hendricks, Tyler	11	22	.500
24	Sellers, Jaylin	99	230	.430
1	Jones, Antwann	11	26	.423
12	Langford Jr., DeMarr	10	24	.417
3	Johnson, Darius	76	192	.396
13	Avery, Marchelus	46	119	.387
2	Allen, Shemarri	49	132	.371
31	Sylla, Thierno	31	87	.356
4	Emuobor, Comeh	7	20	.350
21	Walker, C.J.	19	57	.333
10	Mockus, Mintautas	3	9	.333
14	Kalina, Michael	1	3	.333
22	Machowski, Nils	9	30	.300

Field Goal Attempts

##	Player	G	Att	Att/G
24	Sellers, Jaylin	18	230	12.8
3	Johnson, Darius	18	192	10.7
2	Allen, Shemarri	18	132	7.3
13	Avery, Marchelus	16	119	7.4
31	Sylla, Thierno	17	87	5.1

Field Goals Made

##	Player	G	Made	Made/G
24	Sellers, Jaylin	18	99	5.5
3	Johnson, Darius	18	76	4.2
2	Allen, Shemarri	18	49	2.7
13	Avery, Marchelus	16	46	2.9
11	Diallo, Ibrahima	18	41	2.3

LEADERS

3-Point FG Percentage

##	Player	3FG	Att	Pct
14	Kalina, Michael	1	1	1.000
5	Payne, Omar	3	7	.429
15	Hendricks, Tyler	5	13	.385
3	Johnson, Darius	33	89	.371
13	Avery, Marchelus	20	58	.345
1	Jones, Antwann	3	9	.333
4	Emuobor, Comeh	2	6	.333
22	Machowski, Nils	6	19	.316
31	Sylla, Thierno	13	44	.295
24	Sellers, Jaylin	28	102	.275
2	Allen, Shemarri	7	31	.226
10	Mockus, Mintautas	1	6	.167
21	Walker, C.J.	2	14	.143

Free Throw Percentage

##	Player	Made	Att	Pct
20	Warakulnukroh, Poohpha	2	2	1.000
15	Hendricks, Tyler	7	8	.875
22	Machowski, Nils	7	8	.875
24	Sellers, Jaylin	82	96	.854
3	Johnson, Darius	52	65	.800
4	Emuobor, Comeh	3	4	.750
5	Payne, Omar	18	26	.692
13	Avery, Marchelus	22	33	.667
21	Walker, C.J.	15	23	.652
31	Sylla, Thierno	14	23	.609
2	Allen, Shemarri	24	40	.600
11	Diallo, Ibrahima	36	63	.571
1	Jones, Antwann	5	10	.500
12	Langford Jr., DeMarr	6	14	.429

Rebounds

##	Player	G	Reb	Reb/G
11	Diallo, Ibrahima	18	123	6.8
24	Sellers, Jaylin	18	80	4.4
2	Allen, Shemarri	18	73	4.1
31	Sylla, Thierno	17	70	4.1
5	Payne, Omar	18	70	3.9

Rebounds Average

##	Player	G	Reb	Reb/G
11	Diallo, Ibrahima	18	123	6.8
21	Walker, C.J.	8	40	5.0
24	Sellers, Jaylin	18	80	4.4
13	Avery, Marchelus	16	66	4.1
31	Sylla, Thierno	17	70	4.1

3-Point FG Attempts

##	Player	G	Att	Att/G
24	Sellers, Jaylin	18	102	5.7
3	Johnson, Darius	18	89	4.9
13	Avery, Marchelus	16	58	3.6
31	Sylla, Thierno	17	44	2.6
2	Allen, Shemarri	18	31	1.7

3-Point FG Made

##	Player	G	Made	Made/G
3	Johnson, Darius	18	33	1.8
24	Sellers, Jaylin	18	28	1.6
13	Avery, Marchelus	16	20	1.3
31	Sylla, Thierno	17	13	0.8
2	Allen, Shemarri	18	7	0.4

Free Throw Attempts

##	Player	G	Att	Att/G
24	Sellers, Jaylin	18	96	5.3
3	Johnson, Darius	18	65	3.6
11	Diallo, Ibrahima	18	63	3.5
2	Allen, Shemarri	18	40	2.2
13	Avery, Marchelus	16	33	2.1

Free Throws Made

##	Player	G	Made	Made/G
24	Sellers, Jaylin	18	82	4.6
3	Johnson, Darius	18	52	2.9
11	Diallo, Ibrahima	18	36	2.0
2	Allen, Shemarri	18	24	1.3
13	Avery, Marchelus	16	22	1.4

Assists

##	Player	G	Ast	Ast/G
3	Johnson, Darius	18	62	3.4
2	Allen, Shemarri	18	47	2.6
24	Sellers, Jaylin	18	19	1.1
22	Machowski, Nils	16	17	1.1
13	Avery, Marchelus	16	12	0.8

Steals

##	Player	G	Stl	Stl/G
2	Allen, Shemarri	18	35	1.9
3	Johnson, Darius	18	32	1.8
24	Sellers, Jaylin	18	24	1.3
11	Diallo, Ibrahima	18	13	0.7
5	Payne, Omar	18	13	0.7



LEADERS
Offensive Rebounds

##	Player	G	OReb	OReb/G
11	Diallo, Ibrahima	18	45	2.5
24	Sellers, Jaylin	18	32	1.8
5	Payne, Omar	18	25	1.4
31	Sylla, Thierno	17	21	1.2
13	Avery, Marchelus	16	19	1.2

Blocked Shots

##	Player	G	Blk	Blk/G
11	Diallo, Ibrahima	18	38	2.1
5	Payne, Omar	18	23	1.3
2	Allen, Shemarri	18	13	0.7
13	Avery, Marchelus	16	7	0.4
31	Sylla, Thierno	17	6	0.4

Defensive Rebounds

##	Player	G	DReb	DReb/G
11	Diallo, Ibrahima	18	78	4.3
2	Allen, Shemarri	18	56	3.1
31	Sylla, Thierno	17	49	2.9
24	Sellers, Jaylin	18	48	2.7
13	Avery, Marchelus	16	47	2.9

Minutes

##	Player	G	Min	Min/G
3	Johnson, Darius	18	580	32:12
24	Sellers, Jaylin	18	571	31:44
2	Allen, Shemarri	18	518	28:48
11	Diallo, Ibrahima	18	339	18:49
13	Avery, Marchelus	16	321	20:03

Fouls

##	Player	G	PF	PF/G
5	Payne, Omar	18	47	2.6
3	Johnson, Darius	18	46	2.6
2	Allen, Shemarri	18	42	2.3
11	Diallo, Ibrahima	18	36	2.0
24	Sellers, Jaylin	18	33	1.8

Turnovers

##	Player	G	TO	TO/G
3	Johnson, Darius	18	61	3.4
2	Allen, Shemarri	18	35	1.9
24	Sellers, Jaylin	18	23	1.3
11	Diallo, Ibrahima	18	19	1.1
5	Payne, Omar	18	14	0.8

Foul Outs

##	Player	G	FO
11	Diallo, Ibrahima	18	2
5	Payne, Omar	18	2
3	Johnson, Darius	18	1
2	Allen, Shemarri	18	1

UCF GAME HIGHS

POINTS	98		Bethune-Cookman (12/29/2023)
	94		Jacksonville (12/06/2023)
	85		FIU (11/06/2023)
	83		vs South Dakota St. (N) (11/19/2023)
	82		Stetson (11/26/2023)
FIELD GOALS MADE	32		Bethune-Cookman (12/29/2023)
	31		Jacksonville (12/06/2023)
	31		FIU (11/06/2023)
FIELD GOAL ATTEMPTS	73		at Miami (FL) (11/10/2023)
	67		Bethune-Cookman (12/29/2023)
	67		Lipscomb (12/02/2023)
	67		vs Charlotte (N) (11/20/2023)
FIELD GOAL PERCENTAGE	.509	(29-57)	at Texas (01/17/2024)
	.500	(31-62)	FIU (11/06/2023)
3 PT FG MADE	15		Jacksonville (12/06/2023)
	9		Lipscomb (12/02/2023)
	9		Cal St. Fullerton (11/16/2023)
3 PT FG ATTEMPTS	33		Jacksonville (12/06/2023)
	28		Lipscomb (12/02/2023)
3 PT FG PERCENTAGE	.455	(15-33)	Jacksonville (12/06/2023)
	.429	(9-21)	Cal St. Fullerton (11/16/2023)
FREE THROWS MADE	26		Bethune-Cookman (12/29/2023)
	24		at Houston (01/20/2024)
FREE THROW ATTEMPTS	34		Ole Miss (12/10/2023)
	33		at Houston (01/20/2024)
	33		BYU (01/13/2024)
	33		Bethune-Cookman (12/29/2023)
FREE THROW PERCENTAGE	.840	(21-25)	West Virginia (01/23/2024)
	.800	(12-15)	at Texas (01/17/2024)
REBOUNDS	52		Jacksonville (12/06/2023)
	51		vs Charlotte (N) (11/20/2023)
ASSISTS	22		Bethune-Cookman (12/29/2023)
	17		Jacksonville (12/06/2023)
STEALS	16		FIU (11/06/2023)
	14		Bethune-Cookman (12/29/2023)
BLOCKED SHOTS	10		vs Charlotte (N) (11/20/2023)
	8		Maine (12/18/2023)
	8		Jacksonville (12/06/2023)
	8		Cal St. Fullerton (11/16/2023)
TURNOVERS	18		Bethune-Cookman (12/29/2023)
	18		at Miami (FL) (11/10/2023)
	18		FIU (11/06/2023)
FOULS	24		at Miami (FL) (11/10/2023)
	22		Ole Miss (12/10/2023)

OPPONENT GAME HIGHS

POINTS	88		at Miami (FL) (11/10/2023)
	85		Stetson (11/26/2023)
	80		vs South Dakota St. (N) (11/19/2023)
	77		at Kansas St. (01/06/2024)
	71		at Texas (01/17/2024)
	71		vs Charlotte (N) (11/20/2023)
FIELD GOALS MADE	28		vs Charlotte (N) (11/20/2023)
	27		at Texas (01/17/2024)
FIELD GOAL ATTEMPTS	66		Jacksonville (12/06/2023)
	66		vs Charlotte (N) (11/20/2023)
FIELD GOAL PERCENTAGE	.511	(24-47)	Kansas (01/10/2024)
	.510	(26-51)	at Miami (FL) (11/10/2023)
3 PT FG MADE	13		Stetson (11/26/2023)
	12		vs South Dakota St. (N) (11/19/2023)
3 PT FG ATTEMPTS	30		Stetson (11/26/2023)
	28		West Virginia (01/23/2024)
	28		vs South Dakota St. (N) (11/19/2023)
3 PT FG PERCENTAGE	.476	(10-21)	at Miami (FL) (11/10/2023)
	.433	(13-30)	Stetson (11/26/2023)
FREE THROWS MADE	26		at Miami (FL) (11/10/2023)
	24		Ole Miss (12/10/2023)
	24		FIU (11/06/2023)
FREE THROW ATTEMPTS	34		Ole Miss (12/10/2023)
	32		FIU (11/06/2023)
FREE THROW PERCENTAGE	.933	(14-15)	Bethune-Cookman (12/29/2023)
	.917	(22-24)	Stetson (11/26/2023)
REBOUNDS	42		at Houston (01/20/2024)
	40		at Kansas St. (01/06/2024)
	40		Jacksonville (12/06/2023)
	40		vs South Dakota St. (N) (11/19/2023)
ASSISTS	20		Kansas (01/10/2024)
	18		at Kansas St. (01/06/2024)
STEALS	14		Bethune-Cookman (12/29/2023)
	14		at Miami (FL) (11/10/2023)
BLOCKED SHOTS	11		at Miami (FL) (11/10/2023)
	7		West Virginia (01/23/2024)
	7		at Houston (01/20/2024)
TURNOVERS	26		Bethune-Cookman (12/29/2023)
	24		FIU (11/06/2023)
FOULS	23		at Houston (01/20/2024)
	23		Ole Miss (12/10/2023)

UCF GAME LOWS

POINTS	42		at Houston (01/20/2024)
	52		at Kansas St. (01/06/2024)
	58		BYU (01/13/2024)
	65		Kansas (01/10/2024)
	68		Ole Miss (12/10/2023)
FIELD GOALS MADE	7		at Houston (01/20/2024)
	17		BYU (01/13/2024)
FIELD GOAL ATTEMPTS	44		at Houston (01/20/2024)
	52		Kansas (01/10/2024)
FIELD GOAL PERCENTAGE	.159	(7-44)	at Houston (01/20/2024)
	.293	(17-58)	BYU (01/13/2024)
3 PT FG MADE	3		BYU (01/13/2024)
	4		at Houston (01/20/2024)
	4		Ole Miss (12/10/2023)
3 PT FG ATTEMPTS	18		BYU (01/13/2024)
	18		Stetson (11/26/2023)
3 PT FG PERCENTAGE	.167	(3-18)	BYU (01/13/2024)
	.182	(4-22)	Ole Miss (12/10/2023)
FREE THROWS MADE	3		at Kansas St. (01/06/2024)
	7		at Miami (FL) (11/10/2023)
FREE THROW ATTEMPTS	5		at Kansas St. (01/06/2024)
	11		at Miami (FL) (11/10/2023)
FREE THROW PERCENTAGE	.500	(9-18)	Cal St. Fullerton (11/16/2023)
	.586	(17-29)	Jacksonville (12/06/2023)
REBOUNDS	28		Kansas (01/10/2024)
	29		vs South Dakota St. (N) (11/19/2023)
ASSISTS	5		at Houston (01/20/2024)
	6		BYU (01/13/2024)
	6		at Miami (FL) (11/10/2023)
STEALS	4		Maine (12/18/2023)
	4		Stetson (11/26/2023)
BLOCKED SHOTS	2		at Miami (FL) (11/10/2023)
	3		at Houston (01/20/2024)
	3		Bethune-Cookman (12/29/2023)
	3		Lipscomb (12/02/2023)
	3		Stetson (11/26/2023)
TURNOVERS	5		vs South Dakota St. (N) (11/19/2023)
	8		Jacksonville (12/06/2023)
FOULS	11		Bethune-Cookman (12/29/2023)
	12		West Virginia (01/23/2024)

OPPONENT GAME LOWS

POINTS	44		Cal St. Fullerton (11/16/2023)
	51		Maine (12/18/2023)
	52		Jacksonville (12/06/2023)
	54		Bethune-Cookman (12/29/2023)
	56		Florida A&M (12/21/2023)
FIELD GOALS MADE	12		Cal St. Fullerton (11/16/2023)
	17		FIU (11/06/2023)
FIELD GOAL ATTEMPTS	45		Ole Miss (12/10/2023)
	47		Kansas (01/10/2024)
	47		FIU (11/06/2023)
FIELD GOAL PERCENTAGE	.235	(12-51)	Cal St. Fullerton (11/16/2023)
	.303	(20-66)	Jacksonville (12/06/2023)
3 PT FG MADE	1		Maine (12/18/2023)
	3		Cal St. Fullerton (11/16/2023)
3 PT FG ATTEMPTS	14		vs Charlotte (N) (11/20/2023)
	15		Ole Miss (12/10/2023)
3 PT FG PERCENTAGE	.053	(1-19)	Maine (12/18/2023)
	.158	(3-19)	Cal St. Fullerton (11/16/2023)
FREE THROWS MADE	6		West Virginia (01/23/2024)
	6		Kansas (01/10/2024)
	6		Maine (12/18/2023)
FREE THROW ATTEMPTS	10		West Virginia (01/23/2024)
	11		Kansas (01/10/2024)
	11		Florida A&M (12/21/2023)
FREE THROW PERCENTAGE	.500	(8-16)	Jacksonville (12/06/2023)
	.500	(6-12)	Maine (12/18/2023)
REBOUNDS	22		at Texas (01/17/2024)
	28		Bethune-Cookman (12/29/2023)
ASSISTS	6		Bethune-Cookman (12/29/2023)
	6		Cal St. Fullerton (11/16/2023)
STEALS	3		BYU (01/13/2024)
	3		vs South Dakota St. (N) (11/19/2023)
BLOCKED SHOTS	0		Jacksonville (12/06/2023)
	1		at Texas (01/17/2024)
	1		Cal St. Fullerton (11/16/2023)
TURNOVERS	8		at Houston (01/20/2024)
	9		Maine (12/18/2023)
FOULS	12		at Kansas St. (01/06/2024)
	13		at Texas (01/17/2024)

UCF PLAYER GAME HIGHS

POINTS	34		Jaylin Sellers vs Stetson (11/26/2023)
	25		Darius Johnson vs Ole Miss (12/10/2023)
	25		Darius Johnson vs Charlotte (N) (11/20/2023)
	24		Jaylin Sellers at Texas (01/17/2024)
	23		Jaylin Sellers vs FIU (11/06/2023)
FIELD GOALS MADE	12		Jaylin Sellers vs Stetson (11/26/2023)
	9		Darius Johnson vs Ole Miss (12/10/2023)
	9		Jaylin Sellers at Miami (FL) (11/10/2023)
FIELD GOAL ATTEMPTS	21		Jaylin Sellers at Miami (FL) (11/10/2023)
	20		Darius Johnson vs Charlotte (N) (11/20/2023)
FIELD GOAL PERCENTAGE (min 5 made)	.833	(5-6)	Omar Payne at Texas (01/17/2024)
	.833	(5-6)	Darius Johnson vs Maine (12/18/2023)
3 PT FG MADE	4		Jaylin Sellers vs Kansas (01/10/2024)
	4		Darius Johnson vs Maine (12/18/2023)
	4		Marchelus Avery vs South Dakota St. (N) (11/19/2023)
3 PT FG ATTEMPTS	9		Marchelus Avery vs South Dakota St. (N) (11/19/2023)
	8		Jaylin Sellers vs Jacksonville (12/06/2023)
	8		Jaylin Sellers vs Lipscomb (12/02/2023)
	8		Darius Johnson vs FIU (11/06/2023)
3 PT FG PERCENTAGE (min 2 made)	1.000	(4-4)	Darius Johnson vs Maine (12/18/2023)
	1.000	(3-3)	Nils Machowski at Miami (FL) (11/10/2023)
	1.000	(2-2)	Antwann Jones vs Bethune-Cookman (12/29/2023)
FREE THROWS MADE	10		Darius Johnson vs Charlotte (N) (11/20/2023)
	8		Marchelus Avery at Houston (01/20/2024)
	8		Jaylin Sellers at Texas (01/17/2024)
	8		Jaylin Sellers vs Bethune-Cookman (12/29/2023)
	8		Jaylin Sellers vs South Dakota St. (N) (11/19/2023)
FREE THROW ATTEMPTS	12		Darius Johnson vs Charlotte (N) (11/20/2023)
	11		Jaylin Sellers vs South Dakota St. (N) (11/19/2023)
FREE THROW PERCENTAGE (min 3 made)	1.000	(8-8)	Marchelus Avery at Houston (01/20/2024)
	1.000	(8-8)	Jaylin Sellers at Texas (01/17/2024)
	1.000	(8-8)	Jaylin Sellers vs Bethune-Cookman (12/29/2023)
	1.000	(7-7)	Jaylin Sellers vs Stetson (11/26/2023)
	1.000	(6-6)	Ibrahima Diallo vs West Virginia (01/23/2024)
	1.000	(6-6)	Darius Johnson vs Stetson (11/26/2023)
	1.000	(5-5)	Jaylin Sellers vs Florida A&M (12/21/2023)
	1.000	(4-4)	Darius Johnson vs West Virginia (01/23/2024)
	1.000	(4-4)	Jaylin Sellers at Houston (01/20/2024)
	1.000	(4-4)	Shemarri Allen vs Ole Miss (12/10/2023)
	1.000	(4-4)	Marchelus Avery vs South Dakota St. (N) (11/19/2023)
	1.000	(3-3)	Tyler Hendricks at Houston (01/20/2024)
	1.000	(3-3)	Jaylin Sellers vs Lipscomb (12/02/2023)
1.000	(3-3)	Shemarri Allen vs Stetson (11/26/2023)	
REBOUNDS	19		Ibrahima Diallo vs BYU (01/13/2024)
	14		Ibrahima Diallo vs Charlotte (N) (11/20/2023)
ASSISTS	7		Shemarri Allen at Texas (01/17/2024)
	7		Darius Johnson vs Stetson (11/26/2023)
STEALS	5		Shemarri Allen vs BYU (01/13/2024)
	5		Darius Johnson vs Ole Miss (12/10/2023)
BLOCKED SHOTS	5		Ibrahima Diallo vs Cal St. Fullerton (11/16/2023)
	4		Ibrahima Diallo vs West Virginia (01/23/2024)
	4		Ibrahima Diallo vs Maine (12/18/2023)
TURNOVERS	7		Darius Johnson vs Kansas (01/10/2024)
	6		Darius Johnson vs FIU (11/06/2023)

OPPONENT PLAYER GAME HIGHS

POINTS	26		Jalen Blackmon vs Stetson (11/26/2023)
	25		Tylor Perry at Kansas St. (01/06/2024)
	23		Wooga Poplar at Miami (FL) (11/10/2023)
	22		Derrin Boyd vs Lipscomb (12/02/2023)
	21		Lu'cye Patterson vs Charlotte (N) (11/20/2023)
	21		Charlie Easley vs South Dakota St. (N) (11/19/2023)
FIELD GOALS MADE	8		Ithiel Horton at Texas (01/17/2024)
	8		Lu'cye Patterson vs Charlotte (N) (11/20/2023)
	8		Charlie Easley vs South Dakota St. (N) (11/19/2023)
FIELD GOAL ATTEMPTS	19		Dhashon Dyson vs Bethune-Cookman (12/29/2023)
	14		LJ Cryer at Houston (01/20/2024)
	14		Ithiel Horton at Texas (01/17/2024)
	14		Igor Milicic Jr. vs Charlotte (N) (11/20/2023)
	14		Lu'cye Patterson vs Charlotte (N) (11/20/2023)
FIELD GOAL PERCENTAGE (min 5 made)	1.000	(5-5)	Shannon Grant vs Florida A&M (12/21/2023)
	1.000	(5-5)	Vincent Lee vs Cal St. Fullerton (11/16/2023)
3 PT FG MADE	6		Tylor Perry at Kansas St. (01/06/2024)
	6		Jalen Blackmon vs Stetson (11/26/2023)
3 PT FG ATTEMPTS	11		Max Abmas at Texas (01/17/2024)
	11		Tylor Perry at Kansas St. (01/06/2024)
3 PT FG PERCENTAGE (min 2 made)	1.000	(5-5)	Wooga Poplar at Miami (FL) (11/10/2023)
	1.000	(3-3)	Luke Appel vs South Dakota St. (N) (11/19/2023)
	1.000	(3-3)	Javaunte Hawkins vs FIU (11/06/2023)
FREE THROWS MADE	9		TJ Caldwell vs Ole Miss (12/10/2023)
	8		Jakobi Heady vs Bethune-Cookman (12/29/2023)
	8		Stephan Swenson vs Stetson (11/26/2023)
FREE THROW ATTEMPTS	11		TJ Caldwell vs Ole Miss (12/10/2023)
	9		Arthur Kaluma at Kansas St. (01/06/2024)
	9		Moussa Cisse vs Ole Miss (12/10/2023)
	9		Max Jones vs Cal St. Fullerton (11/16/2023)
	9		Norchad Omier at Miami (FL) (11/10/2023)
FREE THROW PERCENTAGE (min 3 made)	1.000	(8-8)	Jakobi Heady vs Bethune-Cookman (12/29/2023)
	1.000	(8-8)	Stephan Swenson vs Stetson (11/26/2023)
	1.000	(6-6)	Jalen Blackmon vs Stetson (11/26/2023)
	1.000	(6-6)	Wooga Poplar at Miami (FL) (11/10/2023)
	1.000	(5-5)	Tylor Perry at Kansas St. (01/06/2024)
	1.000	(4-4)	Richie Saunders vs BYU (01/13/2024)
	1.000	(4-4)	Grayson Carper vs Cal St. Fullerton (11/16/2023)
	1.000	(4-4)	Dashon Gittens vs FIU (11/06/2023)
	1.000	(4-4)	George Pridgett Jr. vs FIU (11/06/2023)
1.000	(3-3)	Derrick Carter-Hollinger Jr. vs Bethune-Cookman (12/29/2023)	
REBOUNDS	14		David N'Guessan at Kansas St. (01/06/2024)
	12		Norchad Omier at Miami (FL) (11/10/2023)
ASSISTS	9		Stephan Swenson vs Stetson (11/26/2023)
	8		Dajuan Harris Jr. vs Kansas (01/10/2024)
	8		Roderick Coffee III vs Florida A&M (12/21/2023)
STEALS	5		Allen Flanigan vs Ole Miss (12/10/2023)
	5		Bensley Joseph at Miami (FL) (11/10/2023)
BLOCKED SHOTS	4		Moussa Cisse vs Ole Miss (12/10/2023)
	4		Bensley Joseph at Miami (FL) (11/10/2023)
TURNOVERS	8		K'jei Parker vs Florida A&M (12/21/2023)
	8		Zeke Mayo vs South Dakota St. (N) (11/19/2023)

NUMERICAL ROSTER						
No.	Name	Pos.	Ht.	Wt.	Yr.	Hometown / High School (Previous Schools)
0	Charlie May	G	6-5	183	R-Fr.	Boca Raton, Fla. / St. Andrews School
1	Antwann Jones	G	6-6	215	5th	Orlando, Fla. / Oak Ridge (Louisiana/Creighton/Memphis)
2	Shemarri Allen	G	6-4	190	5th	Arden, N.C. / T.C. Roberson (UMKC/Cowley CC)
3	Darius Johnson	G	6-1	200	Jr.	Boyd's, Md. / Episcopal [Va.]
4	Comeh Emuobor	G	6-5	205	Fr.	Raleigh, N.C. / Brewster Academy
5	Omar Payne	F	6-10	228	5th	Kissimmee, Fla. / Montverde Academy (Jacksonville/Illinois/Florida)
10	Mintautas Mockus	G/F	6-7	191	Fr.	Klaipeda, Lithuania / Klaipeda Vetrunges Gymnasium
11	Ibrahima Diallo	F	7-0	246	5th	Saly, Senegal / Prolific Prep [Calif.] (San Jose State/Ohio State)
12	DeMarr Langford Jr.	G	6-5	230	Sr.	Worcester, Mass. / Brewster Academy (Boston College)
13	Marchelus Avery	F	6-7	210	Sr.	Richmond, Va./Central Pointe (New Mexico State/NW Florida State)
14	Michael Kalina	G	6-1	174	R-Fr.	Boca Raton, Fla. / North Broward Prep
15	Tyler Hendricks	G	6-6	190	R-Fr.	Fort Lauderdale, Fla. / Calvary Christian Academy
20	Poohpha Warakulnukroh	G	5-11	177	R-So.	Bangkok, Thailand / Montverde Academy
21	C.J. Walker	F	6-8	215	5th	Sanford, Fla. / Oak Ridge (Oregon)
22	Nils Machowski	G	6-3	180	Fr.	Berlin, Germany / Paul-Natorp Gymnasium
24	Jaylin Sellers	G	6-4	196	Jr.	Columbus, Ga. / Carver Montgomery (Ball State)
31	Thierno Sylla	F	6-11	216	So.	Conakry, Guinea / Royal Crown Academic School

BREAKDOWN BY CLASS	
5th Year	Shemarri Allen (G) Ibrahima Diallo (F) Antwann Jones (G) Omar Payne (F) C.J. Walker (F)
Sophomore	Thierno Sylla (F) Poohpha Warakulnukroh (G) ^
Freshman	Comeh Emuobor (G) Tyler Hendricks (G) ^
Senior	Marchelus Avery (F) DeMarr Langford Jr. (G)
Junior	Darius Johnson (G) Jaylin Sellers (G)
	Michael Kalina (G) ^ Nils Machowski (G) Charlie May (G) ^ Mintautas Mockus (G/F)
	* - Have utilized a redshirt

ALPHABETICAL ROSTER						
No.	Name	Pos.	Ht.	Wt.	Yr.	Hometown / High School (Previous Schools)
2	Shemarri Allen	G	6-4	190	5th	Arden, N.C. / T.C. Roberson (UMKC/Cowley CC)
13	Marchelus Avery	F	6-7	210	Sr.	Richmond, Va./Central Pointe (New Mexico State/NW Florida State)
11	Ibrahima Diallo	F	7-0	246	5th	Saly, Senegal / Prolific Prep [Calif.] (San Jose State/Ohio State)
4	Comeh Emuobor	G	6-5	205	Fr.	Raleigh, N.C. / Brewster Academy
15	Tyler Hendricks	G	6-6	190	R-Fr.	Fort Lauderdale, Fla. / Calvary Christian Academy
1	Antwann Jones	G	6-6	215	5th	Orlando, Fla. / Oak Ridge (Louisiana/Creighton/Memphis)
3	Darius Johnson	G	6-1	200	Jr.	Boyd's, Md. / Episcopal [Va.]
14	Michael Kalina	G	6-1	174	R-Fr.	Boca Raton, Fla. / North Broward Prep
12	DeMarr Langford Jr.	G	6-5	230	Sr.	Worcester, Mass. / Brewster Academy (Boston College)
22	Nils Machowski	G	6-3	180	Fr.	Berlin, Germany / Paul-Natorp Gymnasium
0	Charlie May	G	6-5	183	R-Fr.	Boca Raton, Fla. / St. Andrews School
10	Mintautas Mockus	G/F	6-7	191	Fr.	Klaipeda, Lithuania / Klaipeda Vetrunges Gymnasium
5	Omar Payne	F	6-10	228	5th	Kissimmee, Fla. / Montverde Academy (Jacksonville/Illinois/Florida)
24	Jaylin Sellers	G	6-4	196	Jr.	Columbus, Ga. / Carver Montgomery (Ball State)
31	Thierno Sylla	F	6-11	216	So.	Conakry, Guinea / Royal Crown Academic School
21	C.J. Walker	F	6-8	215	5th	Sanford, Fla. / Oak Ridge (Oregon)
20	Poohpha Warakulnukroh	G	5-11	177	R-So.	Bangkok, Thailand / Montverde Academy

BREAKDOWN BY LOCATION	
Florida	5
C.J. Walker (Sanford)	
Michael Kalina (Boca Raton)	
Tyler Hendricks (Fort Lauderdale)	
Charlie May (Boca Raton)	
Antwann Jones (Orlando)	
Omar Payne (Kissimmee)	
North Carolina	2
Shemarri Allen (Arden)	
Comeh Emuobor (Raleigh)	
Georgia	1
Jaylin Sellers (Columbus)	
Maryland	1
Darius Johnson (Boyd's)	
Massachusetts	1
DeMarr Langford Jr. (Worcester)	
Virginia	1
Marchelus Avery (Richmond)	
International Knights	
Germany	1
Nils Machowski (Berlin)	
Guinea	1
Thierno Sylla (Conakry)	
Lithuania	1
Mintautas Mockus (Klaipeda)	
Senegal	1
Ibrahima Diallo (Saly)	
Thailand	1
Poohpha Warakulnukroh (Bangkok)	

COACHING STAFF

Head Coach: Johnny Dawkins (Duke, 1986) - Eighth Season
Assistant Coach: Kevin Norris (Miami, 1998) - Eighth Season
Assistant Coach: Robbie Laing (Troy, 1982) - Eighth Season
Assistant Coach: Mamadou N'Diaye (Auburn, 2000) - Third Season
Assistant Coach/Recruiting Coordinator: Tyson Waterman (Winthrop, 2000) - First Season
Assistant Coach: Ben Witherspoon (Embry-Riddle, 2006) - Second Season
Director of Player Development: Kelvin Johnson (Richmond, 1985) - Seventh Season
Director of Operations: Jaycob Ammerman (Flagler, 2013) - Eighth Season
Assistant Director of Operations: Morgan Leonard (UCF, 2018) - Fifth Season
Athletic Trainer: Raymond Chiu (Texas, 2015) - Fifth Season
Head Strength Coach: Charles Stephenson (Virginia, 1989) - Third Season
Assoc. Director of Equipment: John Whitford (Manchester, 1995) - 21st Season

PRONUNCIATION GUIDE				
#	Player Name	First Name	Last Name	Notes
4	Comeh Emuobor	Comb-AY	Eh-mo-bor	--
5	Omar Payne	--	Pain	--
10	Mintautas Mockus	Min-toe-tuss	Motz-kuss	--
11	Ibrahima Diallo	EE-bruh-heem-uh	--	--
13	Marchelus Avery	Mar-chell-us	--	--
14	Michael Kalina	--	Kuh-leen-uh	--
20	Poohpha Warakulnukroh	Pooh-pa	War-uh-COOL-nuh-crow	--
22	Nils Machowski	Kneels	Mah-hov-ski	--
31	Thierno Sylla	Tee-air-no	Sill-uh	--
AC	Robbie Laing	--	Lang	Hard A
AC	Mamadou N'Diaye	Mom-uh-doo	N-jai	Rhymes with try and dry
DOBO	Jaycob Ammerman	Jacob	Am-err-man	Like hammer, but without "H"
AT	Raymond Chiu	--	Chew	--

BREAKDOWN BY HEIGHT	
Ibrahima Diallo	7'0"
Thierno Sylla	6'11"
Omar Payne	6'10"
C.J. Walker	6'8"
Marchelus Avery	6'7"
Mintautas Mockus	6'7"
Tyler Hendricks	6'6"
Antwann Jones	6'6"
Comeh Emuobor	6'5"
DeMarr Langford Jr.	6'5"
Charlie May	6'5"
Shemarri Allen	6'4"
Jaylin Sellers	6'4"
Nils Machowski	6'3"
Darius Johnson	6'1"
Michael Kalina	6'1"
Poohpha Warakulnukroh	5'11"

TV ROSTER



#0 - Charlie May
G • R-Fr. • 6-5
Boca Raton, Fla.



#1 - Antwann Jones
G • 5th • 6-6
Orlando, Fla.



#2 - Shemarri Allen
G • 5th • 6-4
Arden, N.C.



#3 - Darius Johnson
G • Jr. • 6-1
Boysd, Md.



#4 - Comeh Emuobor
G • Fr. • 6-5
Raleigh, N.C.




#5 - Omar Payne
F • 5th • 6-10
Kissimmee, Fla.



#10 - Mintautas Mockus
G/F • Fr. • 6-7
Klaipeda, Lithuania



#11 - Ibrahima Diallo
F • 5th • 7-0
Saly, Senegal



#12 - DeMarr Langford Jr.
G • Sr. • 6-5
Worcester, Mass.



#13 - Marchelus Avery
F • Sr. • 6-7
Richmond, Va.



#14 - Michael Kalina
G • R-Fr. • 6-1
Boca Raton, Fla.



#15 - Tyler Hendricks
G • R-Fr. • 6-6
Fort Lauderdale, Fla.



#20 - Poohpha Warakulnukroh
G • R-So. • 5-11
Bangkok, Thailand



#21 - C.J. Walker
F • 5th. • 6-8
Sanford, Fla.



#22 - Nils Machowski
G • Fr. • 6-3
Berlin, Germany



#24 - Jaylin Sellers
G • Jr. • 6-4
Columbus, Ga.



#31 - Thierno Sylla
F • So. • 6-11
Conakry, Guinea

Coaching Staff



Johnny Dawkins
Head Coach
Eighth Season



Kevin Norris
Assistant Coach
Eighth Season



Robbie Laing
Assistant Coach
Eighth Season



Mamadou N'Diaye
Assistant Coach
Third Season



Tyson Waterman
Assistant Coach/
Recruiting Coordinator
First Season



Ben Witherspoon
Assistant Coach
Second Season