

2024 UCF BASEBALL MEDIA GUIDE

TABLE OF CONTENTS

TEAM INFORMATION

Table of Contents/Quick Facts	1
Preseason Outlook	2-3
Big 12 Bound - UCF Conference History	4
2024 Roster	5
TV/Radio Roster	6
2024 Schedule	7

MEDIA INFORMATION

Media Information	8
Media Outlets	9

THE STAFF

Rich Wallace	11
Norberto Lopez	12
Drew Thomas	12
Ted Tom	13
Morgan DePew	13
Support Staff	14

THE TEAM

AJ Nessler	16
Lex Boedicker	17
Cade Boxrucker	18
Mikey Kluska	19
Andrew Estrella	20
Corey Robinson	21
Chase Centala	22
Cameron Crain	23
Andrew Williamson	24
Carsten Finnvold	25
Jack Zyska	26
Tyler Nesbitt	27
Zack Bennett	28
Dom Stagliano	29
Wiley Hartley	30
Jaxon Goldberg	31
Josh Fernald	32
Najer Victor	33
Cole Russo	34
Spencer Bauer	35
Braden Calise	36
Danny Neri	37
Andrew Brait	38
Kyle Rossy	39
Dylan King	40
Anthony Calabro	41
Kyle Kramer	42
Dominic Castellano	43
Carter White	44
Trey Wheeler	45
Kris Sosnowski	46
Nick Vieira	47
Ben Vespi	48
Tyler Kozera	49
Joey Wimpelberg	50
Keano Suarez	51
Matt Prevesk	52
Andrew Sundean	53
Matt Cedarburg	54
Julian Balzer	55
Grant Siegel	56
Alex Galvan	57

2023 REVIEW

Results	59
Overall Statistics	60
Conference Statistics	61
category Leaders	62-64
Games Summary	65
Misc. Stats	66

HISTORY AND RECORDS

Year-by-Year Summary	68
Coaching History	69
Postseason Results & Misc Stats	70
Year-by-Year Results	71-87
All-Time Series History	88-100
Year-by-Year Stats	101-102
Annual Leaders	103-106
Game & Misc Records	107
The Last Time...	108
Top-10 Leaders	109-112
Award Winners	113-115
All-Time Roster	116-117
MLB Draft History	118
All-Time Record vs. Ranked Opponents	119-122



Pictured from left to right: Andrew Brait and Carter White

QUICK FACTS

GENERAL INFORMATION

School	University of Central Florida
Location	Orlando, Fla.
Founded	1963
Enrollment	68,000+
Nickname	Knights
Colors	Black and Gold
Conference	Big 12
President	Alexander Cartwright
Director of Athletics	Terry Mohajir
Athletics Phone	(407) 823-2261
Ticket Office	(407) 823-1000

JOHN EULIANO PARK

Capacity	3,841
Year Opened	2001
Dimensions	LL - 325, CF - 390, RL - 325
Alleys	LCF - 360, RCR - 360
Surface	Natural Grass
Record at John Euliano Park	779-548 (.587)

BASEBALL HISTORY

First Year of Baseball	1973 (52nd)
First Year in Division I	1985 (40th)
First Year in Big 12	2024 (1st)
All-Time Record	1717-1153-9 (.596)
Division I Record	1422-905-1 (.611)
Conference Titles/Last	12/2017
NCAA Regional Appearances/Last	12/2017
NCAA Regional Record	16-24
NCAA Regional Titles	0
NCAA Super Regional Appearances	0
College World Series Appearances	0
MLB Draft Selections	130

TEAM INFORMATION

2023 Record	33-26
Conference Record/Finish (AAC)	12-12/4th
Home Record	21-13
Road Record	11-11
Neutral Record	1-2
Conference Tournament	1-2
Postseason	N/A
Starters (Position Players) Returning/Lost	5/5
Starting Pitchers Returning/Lost	1/3
Position Players Returning/Lost	7/8
Pitchers Returning/Lost	10/6
Total Letterwinners Returning/Lost	17/14
Newcomers	23

COACH INFORMATION

Head Coach	Rich Wallace
Alma Mater	UCF, 2004
Career Record	0-0 (1st season)
UCF Record	0-0 (1st season)
Conference Titles	N/A
NCAA Tournaments/Last	N/A



AUTHORS/EDITORS

James Warnick
Justin Wilson
Ken Landis

EDITORIAL

UCF Athletics
Strategic Communications

CONTRIBUTORS

UCFAA
Big 12 Conference
Sam Weisberg
Emily Wilson

COVER DESIGN

Phaedra Blaize
Ava Buric

PHOTOGRAPHY

Conor Kvatek
Brooke Morris
Robert Connolly
Eric DeSalvo
UCF
UCFAA
Associated Press
Getty Images
MLB



Season Outlook



Junior C Andrew Sundean

With UCF alum Rich Wallace at the helm and 23 newcomers having joined the team, the new-look Knights will look for big things in their inaugural season in the Big 12 Conference in 2024. A year removed from going 33-26 overall and 12-12 in its final season of competition in the AAC, excitement surrounds Wallace's 2024 squad.

"I'm excited to get things going. The guys had a very productive fall with skill development, and I've been very encouraged with our efforts so far this spring," Wallace said. "We're looking forward to attacking the challenges that this tough schedule will bring us and can't wait to get the season started."

A year ago, UCF got off to an 8-1 start thanks to an opening sweep over Siena followed by a road sweep at ACC foe Clemson. The Knights also picked up wins over Bethune-Cookman and Georgia Southern during the stretch. The sweep over Clemson marked the first time the Tigers had been swept at home by a non-conference opponent in nearly 40 years.

The Knights also picked up a pair of home midweek wins over No. 21 Florida State, one thanks to a dominant performance on the mound from now junior pitcher Dom Stagliano. UCF later followed that up with a historic night on May 2 when the Black and Gold set the program record for home runs in a single game with eight and the most home runs in a single season with 83 in a 16-10 midweek victory over North Florida. The Knights would go on to belt out a program and AAC record 109 total home runs in 2023.

UCF will open the Rich Wallace era on Feb. 16-18 when it welcomes Bryant to town for a three-game series. After a midweek contest at in-state foe Miami, the Knights will then host Samford (Feb. 23-25) followed by three more games at home against South Florida (March 1-3).

After a game at Florida on March 6, the Black and Gold will officially open its inaugural season of Big 12 Conference play at Oklahoma March 8-10. The Knights' first home league series will come March 15-17 when they welcome Oklahoma State to John Euliano Park. During conference play, UCF will also host Texas Tech (March 28-30), Kansas State (April 5-7), Cincinnati (April 26-28) and Texas (May 10-12).

UCF 2024 schedule features 34 home games as well as a total of 20 games against opponents who made an NCAA Regional last season.

"The Big 12 is regarded as one of the nation's toughest baseball conferences and we can't wait to get things going," Wallace added. "It will definitely be a grind, but something that we welcome and will be prepared for. We can't wait to begin Big 12 play in a couple of months."



Senior RHP Kyle Kramer

Season Outlook



Senior RHP Najer Victor

Returning Knights

A total of four Knights earned all-conference accolades a season ago. Of the group, UCF welcomes back reigning first team performer **Andrew Sundean** (junior catcher). A year ago, Sundean was one of the team's top hitters by batting .340 with 16 home runs, 10 doubles and 54 RBIs. Sundean was recently named to D1Baseball's Preseason Top 50 Catchers List, as he checks in at No. 25. After also hitting out 16 homers in 2023, fellow UCF bash bro **Lex Boedicker** (junior infielder) also returns for the Black & Gold this season (.266, 10 2Bs, 46 RBIs), as well as senior infielder **Andrew Brait** (.286, 20 extra-base hits, 38 RBIs, 5 SB).

On the mound, the Knights welcome back returning starter **Dom Stagliano** (4-5, 6.54 ERA, 70 SO) as well as top bullpen arms **Najer Victor** (3-1, 2.88 ERA, 1 SV, 50 SO) and **Kyle Kramer** (6-2, 3.96 ERA, 8 SV, 60 SO). After tossing 14 no-hit innings and 12 scoreless outings in 2023, Victor as recently tabbed No. 19 on D1Baseball's Preseason Top 50 Relief Pitchers List, while Kramer will enter the season tied for sixth all-time in saves with 14 after two seasons at UCF. A number of other key contributors from the pen are also back this year in **Chase Centala** (RHP), **Nick Vieira** (RHP), **Dominic Castellano** (LHP), **Cameron Crain** (RHP), along with senior starter/reliever **Ben Vespi** (RHP).



Senior OF Jack Zyska

New Knights

Of the newcomers, sixth-year transfer **Jack Zyska** (OF from Notre Dame) is one of the squad's top newcomers as he brings a wealth of experience to the team after helping lead the Irish to the College World Series in 2022 and multiple NCAA postseason appearances. Zyska is one of four team captains this season, as fellow seniors Brait, Kramer and Victor were all named captains by their teammates. Also joining UCF from Notre Dame this spring is senior catcher **Danny Neri**. In all, 17 of the 23 newcomers are transfers and 12 of the 17 have prior Power 5 playing experience. Of the group, senior infielder **Mikey Kluska** and junior RHP **Grant Siegel** have played in the Big 12 Conference, as they both previously played at West Virginia. Big things are also expected from junior outfielder **Andrew Prevesk** (transfer from Florida) and sophomore utility **AJ Nessler** (transfer from Pitt) as well as a number of other newcomers.

On the mound, big things are expected from transfers **Tyler Nesbitt** (RHP from Florida) and **Cade Boxrucker** (RHP from Campbell) as both are anticipated to see time in the starting rotation for the Knights. **Alex Galvan** (RHP from Louisville), **Spencer Bauer** (RHP from Elon) and **Wiley Hartley** (RHP from Campbell) are all expected to play key roles for the Knights on the bump.

Outfielder **Andrew Williamson** (St. Petersburg, Fla.) looks to be one of the top freshmen on the position player side, while right-handed pitchers **Tyler Kozera** (Pittsburgh, Pa.) and **Joey Wimpelberg** (Winter Springs, Fla.) have shown promise on the mound.

Knights by Class	
Senior	15
Spencer Bauer (RHP) * Andrew Brait (INF) Cade Boxrucker (RHP) Anthony Calabro (OF) * Matt Cedarburg (UTL) * Chase Centala (RHP) Cameron Crain (LHP) Alex Galvan (RHP) Mikey Kluska (INF) Kyle Kramer (RHP) * Danny Neri (C) Keano Suarez (C) Ben Vespi (RHP) Najer Victor (RHP) Jack Zyska (OF)	
Junior	15
Julian Balzer (LHP) Lex Boedicker (INF) Dominic Castellano (LHP) Andrew Estrella (INF) Carsten Finnvoid (LHP) Wiley Hartley (RHP) Dylan King (C) Tyler Nesbitt (RHP) * Matt Prevesk (OF) Corey Robinson (OF) Cole Russo (INF) Grant Siegel (RHP) Dom Stagliano (RHP) Andrew Sundean (C) Nick Vieira (RHP)	
Sophomore	5
Zack Bennett (RHP) * Braden Calise (INF) * AJ Nessler (UTL) Kris Sosnowski (RHP) * Trey Wheeler (LHP)	
Freshman	7
Josh Fernald (RHP) Jaxon Goldberg (INF) Tyler Kozera (RHP) † Kyle Rossy (RHP) Carter White (INF) Andrew Williamson (OF) Joey Wimpelberg (RHP)	
* - Have utilized a redshirt	
Knights by State	
Florida	30
Matt Prevesk (Apopka) Keano Suarez (Apopka) Carsten Finnvoid (Boca Raton) Dom Stagliano (Boynton Beach) Ben Vespi (Boynton Beach) Dylan King (Delray Beach) Grant Siegel (Fort Lauderdale) Matt Cedarburg (Fort Myers) Braden Calise (Fort Pierce) Trey Wheeler (Indian Shallop) Anthony Calabro (Jacksonville) Tyler Nesbitt (LaBelle) Andrew Sundean (Lakeland) Josh Fernald (Live Oak) Kris Sosnowski (Lutz) Danny Neri (Macclenny) Nick Vieira (Margate) Andrew Brait (Melbourne) Andrew Estrella (Miami) Carter White (Naples) Zack Bennett (Port Orange) Corey Robinson (Port Orange) Julian Balzer (Rockledge) Kyle Kramer (St. Petersburg) Andrew Williamson (St. Petersburg) Dominic Castellano (Tampa) Chase Centala (Tampa) AJ Nessler (Tampa) Cole Russo (Tampa) Joey Wimpelberg (Winter Springs)	
New Jersey	3
Jack Zyska (Berkeley Heights) Alex Galvan (Brielle) Spencer Bauer (Manasquan)	
Ohio	2
Lex Boedicker (Lima) Cade Boxrucker (West Chester)	
Georgia	1
Wiley Hartley (Atlanta)	
Illinois	1
Kyle Rossy (Glen Ellyn)	
Kansas	1
Jaxon Goldberg (Overland Park)	
Missouri	1
Cameron Crain (Lee's Summit)	
Pennsylvania	1
Tyler Kozera (Pittsburgh)	
West Virginia	1
Mikey Kluska (White Sulphur Springs)	
U.S. Virgin Islands	1
Najer Victor (St. Thomas)	



Big 12 Bound - UCF Conference History

In July 2023, UCF joined the Big 12 Conference which meant big things for the baseball team. With the new additions of UCF, BYU, Cincinnati and Houston to the Big 12 ahead of the 2023-2024 season, and future additions of Arizona, Arizona State, Utah, and Colorado, the conference is expected to reach new heights within all sports.

The Big 12 Conference Commissioner Brett Yormark remarked that “UCF has experienced unprecedented growth and success since becoming a Division I program.” To date, the Big 12 is the home to 81 NCAA team titles and over 740 individual national championships. Since 1985, when UCF was declared a Division I program, the baseball team has advanced to an NCAA Regional 12 times, which included three times when Coach Wallace was a player for the Knights (2000, 2001, 2002), and one more as a volunteer assistant in 2004. The Knights most recently made an NCAA Regional during the 2017 campaign.

UCF baseball started in 1973 under Coach Doug Holmquist. At the time, UCF was still known as Florida Technical University (FTU). Holmquist, a former minor league player, had spent time as a coach at Sacred Heart University and the University of Vermont. In his first season, Holmquist led FTU to a 16-15-1 record as a Division II independent. Holmquist would coach the Knights for two more winning seasons before moving into a role as a minor league manager in the New York Yankees’ organization. Holmquist’s winning percentage of .616 (66-44-1) is second best in the program’s history.

Jack Sexton would take over the Knights beginning in the 1976 season. The 1976 season would be FTU’s only losing season as a Division II independent (19-23), however they would improve their record to 24-18 the following year.

In its first season as a member of the Sunshine State Conference, FTU named Bill Moon as the third head coach in the organization’s history. After a rebuilding year in 1978, the newly branded UCF Knights would have their most successful season yet, sharing the 1979 SSC regular season championship with Florida Southern University. The Knights would make their only NCAA Division II Regional that year, which was held in Lakeland, Florida. Moon would manage the Knights for another three seasons, ending his tenure with 124 wins.

Jay Bergman, a former University of Florida head coach, would replace Moon for the 1983 season. In his time with the Gators, Bergman won an SEC championship and SEC tournament title in 1981, and qualified for NCAA regionals in 1977, 1979 and 1981. In his first two seasons with the Knights, Bergman posted a combined record of 62-56.

After a successful tenure as a Division II team, UCF would move up to the Division I level for the 1985 season. As an independent team, the Knights would post a winning record from 1985 through 1990, with one NCAA East Regional appearance during the 1989 season. Bergman would lead UCF into Division I affiliation, joining the American South Conference beginning in 1991. A year later, the league merged with the Sun Belt Conference, retaining the Sun Belt branding for the 1992 campaign. The Knights’ time in the Sun Belt was short lived, as they would join the TransAmerica Athletic Conference (now known as the Atlantic Sun Conference) the following year. Bergman and the Knights would go on to win the 1993 TAAC Championship in their first season with the league. UCF would go on to win the TAAC/ASUN tournament five more times (1995-97, 2001-02), and the regular season championship four times (2000-02, 2004).

The 2001 season would be a year of firsts for the UCF baseball program. For the first time, the Knights would win both regular season and conference tournament titles in the same season. This would also mark the first year that the Knights were ranked the entire season as a Division I team. The Black and Gold would also play their first game at their brand-new baseball complex, Jay Bergman field, which is now known as John Euliano Park.

After a successful tenure in the ASUN, UCF would debut in Conference USA starting in 2006. The Knights would struggle in their first two seasons in the C-USA, finishing the 2006 and 2007 seasons with records of 23-33 and 27-32, respectively. The 2008 campaign would be the last season of the Bergman era, where he finished his tenure with an impressive program-leading 994-594-3 record,

.626-win percentage, and nine NCAA tournament appearances.

After the 2008 season, Terry Rooney, an assistant coach from LSU, was hired as the fifth head man for the Knights. In 2010, Rooney would lead the Knights to their best season yet as a C-USA member, with a 33-22 record. The following year, the Knights would make their first NCAA tournament appearance under Rooney. The Black and Gold also had multiple wins over ranked teams, including two wins over a No. 4 and No. 5 ranked Florida team, and one over No. 6 Florida State. In 2012, the Knights would receive their highest ranking yet, with the No. 7 spot in week 10. With another NCAA tournament berth, this would mark the first time UCF had made an NCAA tournament appearance in back-to-back seasons since 2001-02.

Starting with the 2014 campaign, The American Athletic Conference would be the next home for UCF. The Knights would break out onto the AAC scene with a 17-7 conference record, and had an impressive non-conference win against fourth-ranked Florida State. After a pair of down years, Rooney would leave UCF following the conclusion of the 2016 season.

In July 2016, Greg Lovelady, the former head coach of Wright State, would be named the next UCF head coach. Lovelady, who won a pair of College World Series as a catcher with the University of Miami, burst onto the scene with UCF, winning the 2017 AAC regular season championship en route to making an NCAA tournament appearance that season. The following year, the Knights would have their first wins over a top-ranked opponent, defeating Florida in back-to-back games, 9-7 and 4-2, respectively. The Knights’ success within the AAC would continue throughout the Lovelady era, with a winning record every season, and three AAC tournament appearances.

The 2024 campaign will mark a new era for the UCF Baseball team. The Knights will be led by head coach Rich Wallace, an Orlando native and UCF graduate. Wallace, who played infield for the Knights from 2000-2003, spent time as an assistant coach under Jay Bergman from 2004-2008. UCF will also be joining the Big 12 Conference, a move that Knight Nation has looked forward to since it was announced in the fall of 2021. The Knights look to compete in their first ever Big 12 tournament, which will take place at Globe Life Field in Arlington, Texas.



The Big 12 Baseball Championship will be held at Globe Life Field through the 2028 season.



Independent
1985-90



American South
1991



Sun Belt
1992



Atlantic Sun
1993-05



Conference USA
2006-13



American Athletic
2014-23



Big 12
2024-present

Numerical Roster

No.	Name	Pos.	B/T	Ht.	Wt.	Yr.	Hometown / High School (Previous Schools)
1	AJ Nessler	UTL	L/R	5-9	185	So.	Tampa, Fla./Tampa Jesuit (Pitt)
3	Lex Boedicker	OF	L/R	6-1	225	Jr.	Lima, Ohio/Bath
4	Cade Boxrucker	RHP	R/R	6-2	185	Sr.	West Chester, Ohio/Badin (Campbell)
5	Mikey Kluska	INF	R/R	6-1	190	Sr.	White Sulphur Springs, W.Va./IMG Academy (Richmond/West Virginia)
6	Andrew Estrella	INF	R/R	6-1	190	Jr.	Miami, Fla./Miami Christian (Stetson)
7	Corey Robinson	OF	R/R	5-11	165	Jr.	Port Orange, Fla./Spruce Creek (Florida)
8	Chase Centala	RHP	R/R	6-1	205	Sr.	Tampa, Fla./Sickles (Florida)
10	Cameron Crain	LHP	L/L	6-3	200	RSr.	Lee's Summit, Mo./Lee's Summit West (Johnson County CC)
11	Andrew Williamson	OF	L/L	6-0	180	Fr.	St. Petersburg, Fla./Northside Christian
12	Carsten Finnvoid	LHP	L/L	6-1	190	Jr.	Boca Raton, Fla./American Heritage Delray (Florida)
13	Jack Zyska	OF	R/R	5-11	180	RSr.	Berkely Heights, N.J./Seton Hall Prep (Notre Dame)
14	Tyler Nesbitt	RHP	R/R	6-3	200	RJr.	LaBelle, Fla./LaBelle (Florida)
15	Zack Bennett	RHP	R/R	6-5	225	RSo.	Port Orange, Fla./Spruce Creek
16	Dom Stagliano	RHP	R/R	6-2	185	Jr.	Boynton Beach, Fla./Palm Beach Gardens (Stetson)
17	Wiley Hartley	RHP	R/R	6-3	200	RJr.	Atlanta, Ga./North Atlanta (Campbell)
18	Jaxon Goldberg	INF	S/R	6-0	188	Fr.	Overland Park, Kan./Blue Valley North
19	Josh Fernald	RHP	R/R	6-2	200	Fr.	Live Oak, Fla./Columbia
21	Najer Victor	RHP	R/R	6-1	195	Sr.	St. Thomas, U.S. Virgin Islands/East Ridge (FGCU)
22	Cole Russo	INF	L/R	6-2	210	Jr.	Tampa, Fla./Tampa Jesuit
23	Spencer Bauer	RHP	R/R	6-2	235	RSr.	Manasquan, N.J./Manasquan (Elon)
24	Braden Calise	INF	R/R	6-0	185	RSo.	Fort Pierce, Fla./John Carroll Catholic (Louisville)
25	Danny Neri	C	L/R	6-1	195	Gr.	Macclenny, Fla./Bishop John J. Snyder (Notre Dame)
26	Andrew Brait	INF	R/R	5-8	185	RSr.	Melbourne, Fla./Viera
27	Kyle Rossy	RHP	R/R	6-2	200	RFr.	Glen Ellyn, Ill./Glenbard West
28	Dylan King	C	L/R	6-2	200	Jr.	Delray Beach, Fla./American Heritage Delray (North Carolina)
29	Anthony Calabro	OF	R/R	6-0	190	Sr.	Jacksonville, Fla./Bishop Kenny (West Georgia/South Georgia State)
30	Kyle Kramer	RHP	R/R	5-11	175	RSr.	St. Petersburg, Fla./St. Petersburg (Rollins College)
31	Dominic Castellano	LHP	L/L	5-11	175	Jr.	Tampa, Fla./Tampa Jesuit
32	Carter White	INF	L/R	6-2	200	Fr.	Naples, Fla./Saint John Neumann
33	Trey Wheeler	LHP	L/L	6-0	185	So.	Indialantic, Fla./Melbourne (South Carolina)
34	Kris Sosnowski	RHP	R/R	6-0	200	RSo.	Lutz, Fla./Tampa Jesuit
35	Nick Vieira	RHP	R/R	6-6	225	RJr.	Margate, Fla./Elite Squad Baseball
37	Ben Vespi	RHP	R/R	6-3	190	Sr.	Boynton Beach, Fla./Central Florida Elev8
40	Tyler Kozera	RHP	R/R	6-3	215	Fr.	Pittsburgh, Pa./Saint John Neumann
41	Joey Wimpelberg	RHP	R/R	6-1	185	Fr.	Winter Springs, Fla./Winter Springs
42	Keano Suarez	C	R/R	5-10	205	Sr.	Apopka, Fla./Lake Brantley
43	Matt Prevesk	OF	L/L	6-3	210	Jr.	Apopka, Fla./Apopka (Florida)
44	Andrew Sundean	C	R/R	6-5	210	Jr.	Lakeland, Fla./McKeel Academy of Technology
45	Matt Cedarburg	UTL	R/R	6-0	170	RSr.	Fort Myers, Fla./Bishop Verot (Southern Miss/College of Central Florida)
47	Julian Balzer	LHP	L/L	6-3	170	Jr.	Rockledge, Fla./Rockledge
48	Grant Siegel	RHP	R/R	6-1	195	Jr.	Fort Lauderdale, Fla./University School (West Virginia)
55	Alex Galvan	RHP	R/R	6-6	250	Sr.	Brielle, N.J./Manasquan (Louisville)

Coaching Staff

Head Coach	Rich Wallace, #39 (UCF, 2004) - First Season
Assistant Coach/Recruiting Coordinator	Norberto Lopez, #0 (Nova Southeastern, 1999) - First Season
Pitching Coach	Drew Thomas, #20 (Illinois State, 1998) - First Season
Assistant Coach	Ted Tom, #9 (Shawnee State, 2004) - Seventh Season
Director of Operations	Morgan DePew (Saint Joseph's, 2016) - First Season
Strength & Conditioning	Jeremy Fradin (San Diego State, 2012)
Athletic Trainer	Kaylee Shores (West Texas A&M, 2018)
Assoc. Director of Equipment	Bryan Hill (UAlbany, 2006)

Pronunciation Guide

#	Player Name	Pronunciation
3	Lex Boedicker	BO-deck-er
5	Mikey Kluska	CLUH-skuh
6	Andrew Estrella	eh-STRAY-uh
8	Chase Centala	sen-TALL-uh
13	Jack Zyska	ZISS-ka
16	Dom Stagliano	Stag-lee-AH-no
19	Josh Fernald	FUR-nuld
21	Najer Victor	naw-JEER
24	Braden Calise	BRAY-den cuh-LEESE
25	Danny Neri	near-EYE
29	Anthony Calabro	cuh-LAW-bro
31	Dominic Castellano	cast-uh-LAWN-oh
34	Kris Sosnowski	sauce-NOW-skee
35	Nick Vieira	vee-AIR-uh
37	Ben Vespi	VESP-ee
42	Keano Suarez	key-AHN-oh SWAR-ez
43	Matt Prevesk	PRE-vesk
48	Grant Siegel	SEEG - eil
55	Alex Galvan	gal-VONN



TU/RADIO ROSTER

 1 AJ Nessler So. • UTL	 3 Lex Boedicker Jr. • INF	 4 Cade Boxrucker Sr. • RHP	 5 Mikey Kluska Sr. • INF	 6 Andrew Estrella Jr. • INF	 7 Corey Robinson Jr. • OF	 8 Chase Centala Sr. • RHP	 10 Cameron Crain RSr. • LHP
 11 Andrew Williamson Fr. • OF	 12 Carsten Finnvoild Jr. • LHP	 13 Jack Zyska RSr. • OF	 14 Tyler Nesbitt RJR. • RHP	 15 Zack Bennett RSo. • RHP	 16 Dom Stagliano Jr. • RHP	 17 Wiley Hartley RJR. • RHP	 18 Jaxon Goldberg Fr. • INF
 19 Josh Fernald Fr. • RHP	 21 Najer Victor Sr. • RHP	 22 Cole Russo Jr. • INF	 23 Spencer Bauer RSr. • RHP	 24 Braden Calise RSo. • INF	 25 Danny Neri Sr. • C	 26 Andrew Brait RSr. • INF	 27 Kyle Rossy RJR. • RHP
 28 Dylan King Jr. • C	 29 Anthony Calabro Sr. • OF	 30 Kyle Kramer RSr. • RHP	 31 Dominic Castellano Jr. • LHP	 32 Carter White Fr. • INF	 33 Trey Wheeler So. • LHP	 34 Kris Sosnowski RSo. • RHP	 35 Nick Vieira RJR. • RHP
 37 Ben Vespi Sr. • RHP	 40 Tyler Kozera Fr. • RHP	 41 Joey Wimpelberg Fr. • RHP	 42 Keano Suarez Sr. • C	 43 Matt Prevesk Jr. • OF	 44 Andrew Sundean Jr. • C	 45 Matt Cedarburg RSr. • UTL	 47 Julian Balzer Jr. • LHP
 48 Grant Siegel Jr. • RHP	 55 Alex Galvan Sr. • RHP	 39 Rich Wallace Head Coach	 0 Norberto Lopez Recruiting Coordinator	 20 Drew Thomas Pitching Coach	 9 Ted Tom Assistant Coach	 Director of Operations Morgan DePew Director of Operations	

2024 SCHEDULE

Day	Date	Opponent	Location	Time
Fri-Sun	Feb. 16-18	Bryant	Orlando, Fla. / John Euliano Park	6/6/1 PM
Wednesday	Feb. 21	at Miami	Coral Gables, Fla. / Alex Rodriguez Park	5:00 PM
Fri-Sun	Feb. 23-25	Samford	Orlando, Fla. / John Euliano Park	6/6/1 PM
Tuesday	Feb. 27	at Florida Atlantic	Boca Raton, Fla. / FAU Baseball Stadium	6:30 PM
Fri-Sun	March 1-3	South Florida	Orlando, Fla. / John Euliano Park	6/6/1 PM
Wednesday	March 6	at Florida	Gainesville, Fla. / Condron Family Ballpark	6:00 PM
Fri-Sun	March 8-10	at Oklahoma *	Norman, Okla. / L. Dale Mitchell Park	7:30/5/3 PM
Wednesday	March 13	Stetson	Orlando, Fla. / John Euliano Park	6:00 PM
Fri-Sun	March 15-17	Oklahoma State *	Orlando, Fla. / John Euliano Park	6/6/1 PM
Tuesday	March 19	Florida Atlantic	Orlando, Fla. / John Euliano Park	6:00 PM
Fri-Sun	March 22-24	at Kansas *	Lawrence, Kan. / Hoglund Ballpark	7/3/2 PM
Tuesday	March 26	at Jacksonville	Jacksonville, Fla. / John Sessions Stadium	6:00 PM
Thu-Sat	March 28-30	Texas Tech *	Orlando, Fla. / John Euliano Park	6/6/1 PM
Tuesday	April 2	at Bethune-Cookman	Daytona Beach, Fla. / Jackie Robinson Park	6:00 PM
Wednesday	April 3	North Florida	Orlando, Fla. / John Euliano Park	6:00 PM
Fri-Sun	April 5-7	Kansas State *	Orlando, Fla. / John Euliano Park	6/6/1 PM
Wednesday	April 10	at Stetson	DeLand, Fla. / Melching Field	6:30 PM
Fri-Sun	April 12-14	at West Virginia *	Morgantown, W.Va. / Monongalia County Ballpark	6:30/4/1 PM
Tuesday	April 16	North Florida	Orlando, Fla. / John Euliano Park	6:00 PM
Fri-Sun	April 19-21	Central Michigan	Orlando, Fla. / John Euliano Park	6/12 DH/1 PM
Tuesday	April 23	FGCU	Orlando, Fla. / John Euliano Park	6:00 PM
Fri-Sun	April 26-28	Cincinnati *	Orlando, Fla. / John Euliano Park	6/6/1 PM
Fri-Sun	May 3-5	at Houston *	Houston, Texas / Schroeder Park	7:30/7:30/2 PM
Wednesday	May 8	at North Florida	Jacksonville, Fla. / Harmon Stadium	6:00 PM
Fri-Sun	May 10-12	Texas *	Orlando, Fla. / John Euliano Park	6/6/1 PM
Tuesday	May 14	Bethune-Cookman	Orlando, Fla. / John Euliano Park	6:00 PM
Thu-Sat	May 16-18	at Baylor *	Waco, Texas / Baylor Ballpark	7:30/7:30/2 PM

May 21-25 - Phillips 66 Big 12 Baseball Championship - Arlington, Texas / Globe Life Field

* Denotes Big 12 Conference series

Home contests bolded

All times listed in Eastern Time

Schedule is subject to change



MEDIA INFORMATION

UCF STRATEGIC COMMUNICATIONS

The strategic communications office for UCF Athletics appreciates your coverage of the Knights baseball program and is available to assist the media throughout the 2024 season.

Mailing Address

Roth Athletics Center
4192 North Orion Blvd.
Orlando, FL 32816

BASEBALL CONTACT



JAMES WARNICK
Associate Director, Strategic Communications
Baseball SID

Cell:..... (801) 376-0814
Email:jwarnick@athletics.ucf.edu

STRATEGIC COMMUNICATIONS STAFF



Justin Wilson
Assistant AD
Football, Men's Golf, Spirit



Ken Landis
Associate Director
Men's Basketball



Jenna VanHoose
Assistant Director
Women's Basketball, Volleyball, Women's Golf



Ryan Ladika
Assistant Director
Men's Soccer, Softball



Alex Clough
Strategic Communications Assistant
Women's Soccer, Cross Country/Track & Field, Men's Tennis



Logan Hasselbach
Strategic Communications Assistant
Women's Soccer, Women's Tennis



Collin Thomas
Strategic Communications Assistant
Rowing

INTERVIEW POLICY

UCF student-athletes and coaches will be available to the media throughout the 2024 season, but all interviews must be coordinated through James Warnick in the UCF Athletics Strategic Communications office.

Please do not attempt to contact players, coaches or other team personnel directly by any means of communication, including personal phone numbers, email addresses and/or social media accounts.

GAME CREDENTIALS

Media wishing to cover UCF baseball games during the 2024 season may submit a request via email to James Warnick at jwarnick@athletics.ucf.edu

Credentials are non-transferrable. The UCF Athletics Strategic Communications office reserves the right to revoke any credential: (1) used by an individual other than the one to whom it was granted; and (2) any individual who refuses to comply with media and/or photography guidelines. UCF Athletics reserves the right to refuse, revoke or terminate a credential at any time.

Media will call at John Euliano Park is located at the ticket office to the ballpark, which is next to the main entrance.

INTERVIEW REQUESTS

Interview requests with UCF head coach Rich Wallace and baseball student-athletes may be arranged by request throughout the season. Please contact James Warnick to help schedule those requests.

PRACTICE COVERAGE

Practices will be closed to the media throughout the 2024 season unless otherwise stated. UCF head coach Rich Wallace and select student-athletes will be available to the media following practices if scheduled with James Warnick in advance.

GAMEDAY PARKING

Media members covering UCF baseball games may park in Garage F, located directly south of John Euliano Park, between the ballpark and The Venue.

MEDIA SERVICES

All statistical information will be available online at ucfknights.com and live stats will be available during games by visiting ucf.statbroadcast.com. Printed box scores will be available after each home game (see James Warnick).

POSTGAME PRESS CONFERENCE

Postgame press conferences with head coach Rich Wallace and select student-athletes may be arranged following each home game at John Euliano Park. Please see James Warnick to help arrange these press conferences and for player requests.

ROAD-GAME CREDENTIALS

Working press wishing to cover UCF on the road should make credential requests to the home SID and James Warnick at your earliest convenience.

MEDIA OUTLETS



Print

Orlando Sentinel
Matt Murschel, Beat Reporter

Sanford Herald
Dean Smith, Sports Editor

Online

Sons of UCF
Trace Trylko

Rivals.com
Brandon Helwig

Black & Gold Banneret
Kyle Nash

FAAZ Sports
Sean Russell

Television
WESH (NBC)
Daren Stoltzfus, Sports Director

WFTV (ABC)
Alex Walker, Sports Anchor

WKMG NEWS 6 (CBS)
Jamie Seh, Sports Director

WOFL-TV (FOX)
Jessica Eley, Sports Reporter

Spectrum News
Danielle Stein, Sports Reporter

Radio

96.9 The Game
96.9 FM / 740 AM
Marc Daniels - "The Voice of The Knights"



Marc Daniels
Director of Broadcasting
29th Season

One of the area's most recognized and respected media personalities, Marc Daniels has been seen and heard in Orlando for well over 30 years. The 2023-24 sports season is Daniels' 29th year calling UCF games as the longtime play-by-play voice for football, basketball, baseball and other sports as well as hosting additional program on multiple platforms and serving as a UCF ambassador and emcee at numerous events throughout the year.

In addition to his roles as Director of Broadcasting and play-by-play voice, Daniels is the host of "The Beat of Sports" radio show on UCF's flagship radio station 96.9FM/740AM The Game/WYGM in Orlando. The show can be heard weekdays from 8:30 a.m. until 12 p.m.

He has broadcast some of UCF's biggest moments in the program's history and has called every UCF football game since 1995, a streak well over 300 consecutive games. His 29 years at UCF is longest of any school's radio voice in the state of Florida.

Daniels was inducted into the UCF Athletics Hall of Fame in the fall of 2023.

Daniels was born in New York and grew up in south Florida. He has lived in Orlando since 1989 and is married with two daughters.

FM 96.9 The Game is the home of the UCF Knights. Catch Knights football, basketball and baseball games on FM 96.9, AM 740 and iHeart Radio. Download the app for free at 969thegame.com.





THE STAFF

2024 UCF Baseball



BIG 12 CONFERENCE

Head Coach



#39 RICH WALLACE

Head Coach | First Season

Rich Wallace, an Orlando native and former UCF baseball player and Knight assistant coach, brings two decades of experience as a Division I baseball coach with him in his return to Orlando as UCF's seventh head baseball coach. His first season as UCF head coach will be in 2024 as the Knights for the first time compete in the Big 12 Conference.

Wallace spent the 2023 season as assistant head coach and recruiting coordinator at Florida State. He previously coached at Notre Dame (2020-22), Jacksonville (2018-19), Creighton (2015-17), High Point (2009-14) and UCF (2004-08). Wallace helped teams at UCF in 2004, Jacksonville in 2018 and Notre Dame in 2021 and 2022 to NCAA Championship appearances.

A 2004 UCF graduate, Wallace becomes the first alumnus to be named head coach of an NCAA-sponsored men's sport at UCF since 1988. He played four seasons of baseball for the Knights from 2000-03, helping those teams reach the NCAA Championship in 2000, 2001 and 2002. As a freshman, he led UCF with a .380 batting average and .529 on-base percentage. He played a key role as UCF won the ASUN regular season in 2000-02 and the ASUN conference tournament in 2001 and 2002. Wallace helped the 2001 UCF squad win a school-record 51 games.

His combined NCAA Championship experience includes three times as a UCF player and four times as an assistant coach (two Super Regional appearances and one College World Series berth).

Wallace spent four seasons working with head coach Link Jarrett at Notre Dame (2020-22) and Florida State (2023). In South Bend he served as recruiting coordinator and third-base coach while also working with Irish hitters and catchers. He oversaw defensive alignments, managed opposing pitcher video scouting reports, helped coordinate baserunning instruction and assisted with game

THE WALLACE FILE

Hometown	Orlando, Fla.
High School	Bishop Moore
College	UCF, 2004

COACHING EXPERIENCE

2024-present	UCF	Head Coach
2023	Florida State	Assistant Head Coach
2020-22	Notre Dame	Recruiting Coordinator
2018-19	Jacksonville	Associate Head Coach
2015-17	Creighton	Recruiting Coordinator
2009-14	High Point	Assistant Coach
2004-08	UCF	Volunteer Assistant

NCAA TOURNAMENT EXPERIENCE

'00, '01, '02	Three	Player
'04, '18, '21, '22, '23	Five	Assistant Coach
Eight total NCAA Tournament appearances		
One College World Series appearance (2022)		

management during his tenure in South Bend. His role in Tallahassee also featured the recruiting coordinator assignment.

Under Wallace's guidance, Notre Dame led the Atlantic Coast Conference and ranked in the top 15 nationally in fielding percentage in both 2021 and 2022. Notre Dame threw out more than 35 percent of attempted base stealers, while Irish runners finished in the top four in the league in stolen bases each season.

In Wallace's three years at Notre Dame the Irish were 86-32 (.729), second-best winning percentage in the country over that span. Notre Dame's 44-21 (.677) three-year ACC record was the best in the league, and the Irish won the conference's regular-season title (their first ACC crown) by 4.5 games in 2021. Notre Dame finished 41-17 in 2022 (most wins for the Irish since 2006) and set a single-season home run record with 79.

Wallace helped guide the Irish to back-to-back NCAA Super Regionals (first time at Notre Dame) and the 2022 College World Series in the third trip to Omaha in program history. In 2021, first baseman Niko Kavadas became a first-team All-American--Notre Dame's first since 2002--and set the school record with 22 home runs (second in the ACC and third in the nation).

At Notre Dame, Wallace coached two All-Americans, three All-ACC selections and 14 players were named to the All-ACC Academic Team. Throughout his career Wallace's teams have produced 53 Major League Baseball draft selections and coached more than 60 all-conference performers.

He spent the 2018-19 seasons back in his home state as associate head coach and recruiting coordinator at Jacksonville under head coach Chris Hayes. In 2018 Wallace and the Dolphins finished 40-21 and reached the NCAA Championship as a two seed, highest in program history. That season, the Dolphins led the ASUN in batting average, on-base percentage, runs scored and fielding percentage.

Wallace was the recruiting coordinator at Creighton (2015-17 under head coach Ed Servais) and High Point (2009-14 under head coach Craig Cozart). He was named the Big East Recruiter of the Year by DIBaseball in 2016 at Creighton. At High Point he helped bring in consecutive nationally ranked recruiting classes for the first time in school history.

Wallace began his coaching career at UCF (2004-08 under head coach Jay Bergman), coaching the catchers and outfielders while coordinating the camps. UCF won the ASUN regular-season title in 2004 and reached the NCAA Championship.

He remains in UCF's top 10 in single-season on-base percentage (.529 in 2000) and career hit by pitch (46). Wallace in 2000 was an honorable mention Collegiate Baseball Freshman All-American and a third-team All-ASUN selection as a designated hitter. In his four seasons with the Knights, UCF won a combined 166 games (51-14 in 2001, 43-19 in 2000, 41-22 in 2002), including a combined 67-17 mark in ASUN play in 2000-02.

After his playing career as a 6-1, 220-pound infielder with the Knights concluded, Wallace earned his degree in 2004 from UCF's College of Undergraduate Studies with a major in interdisciplinary studies and a minor in criminal justice. He graduated from Bishop Moore High School in Orlando.

He and his wife, Alex, have two daughters, Easton and Maxx.





#0 NORBERTO LOPEZ

Assistant Coach/Recruiting Coordinator | First Season | Nova Southeastern, 1999

Norberto Lopez joined UCF baseball in June 2023 as assistant coach and recruiting coordinator.

Prior to UCF, Lopez began working with the Miami baseball program prior to the 2016 season, working with the Canes' hitters and catchers, and adding responsibilities as recruiting coordinator after the 2018 campaign. Miami made NCAA Championship appearances in five of his seasons in Coral Gables, including each of the last three years after an ACC regular-season crown and CWS appearance in 2016. The Canes played host to NCAA regionals in both 2022 and 2023.

The 2019 season marked the first with Lopez as Miami's hitting coach and the Canes responded with an ACC-best 85 home runs. First baseman Alex Toral smashed a conference-leading 24 home runs that ranked third in the nation.

Among his star pupils is catcher Adrian Del Castillo, selected in the second round of the 2021 MLB Draft by the Arizona Diamondbacks. In 2016, junior catcher Zack Collins became the first Hurricane in program history to win the Johnny Bench Award as the nation's top collegiate catcher and was selected No. 10 overall by the Chicago White Sox in the 2016 MLB draft.

From Hialeah, Florida, Lopez played collegiately at Broward College (Davie Florida) and Nova Southeastern (Fort Lauderdale,

COACHING EXPERIENCE

2024-present	UCF	Recruiting Coordinator
2016-23	Miami	Recruiting Coordinator
2009-15	UTRGV	Associate Head Coach
2007-08	Florida Atlantic	Assistant Coach
2005-06	Broward CC	Assistant Coach

Florida). Drafted by the Los Angeles Angels of Anaheim in 1999, he spent three years in the organization. He served on the Texas-Pan American coaching staff from 2009-15 and was promoted to associate head coach prior to the 2015 season. Lopez was an assistant coach for Florida Atlantic where he helped the Owls compile a .341 batting average with 93 home runs in 2007 - and a .321 batting average with 99 home runs in 2008.

Lopez spent two years at Broward Community College from 2004-06 when he led the team to a third-place finish at the 2006 National Junior College Athletic Association World Series. Serving as the hitting and catching coach, Lopez saw his team hit .301 and set the home run record at the state tournament.

Lopez graduated from Nova Southeastern University with a bachelor's degree in business administration in 1999. In 2006, he earned a master's in exceptional student education from Nova Southeastern.



#20 DREW THOMAS

Pitching Coach | First Season | Illinois State, 1998

Drew Thomas joined the UCF baseball staff in June 2023 as the pitching coach.

Thomas spent 16 years with Coastal Carolina--including a 2016 College World Series title--then worked as pitching coach for Brewers affiliate Wisconsin Timber Rattlers of the Midwest League in 2023 after a season in the same role with the franchise's Carolina Mudcats team in the

Carolina League in 2022.

In addition to the 2016 CWS crown, Thomas' Coastal Carolina coaching resume includes 11 NCAA Championship regional appearances, three super regionals, nine conference regular-season championships and nine conference championship tournament titles.

His pitching staffs finished among the NCAA top 40 in ERA eight times, including three top-10 finishes (10th in 2009, eighth in 2010, third in 2012). Coastal ranked among the NCAA top 15 in fewest hits allowed per nine innings four times (12th in 2009 and 2011, seventh in 2010, eighth in 2012). His teams led the conference in ERA six times (2007, 2009, 2010, 2011, 2012, 2016), strikeouts seven times (2009, 2010, 2011, 2013, 2016, 2018, 2019) and saves five times (2008, 2009, 2012, 2013, 2016).

His work helped produce 13 Major League Baseball draft picks, including current Major Leaguer Keith Hessler, fifth-rounder Pete Andrelczyk, fifth-rounder Cody Wheeler, second-rounder Anthony Meo, fourth-rounder Josh Conway, 10th rounder Anthony Veneziano and third-rounder Zach McCambley.

He mentored eight All-Americans (Bobby Gagg in 2007, Cody Wheeler in 2009 and 2010, Nick McCully in 2009, Anthony Meo in 2010, Matt Rein in 2011, Aaron Burke in 2012, Andrew Beckwith in 2016 and Alex Cunningham in 2017). He coached the conference

COACHING EXPERIENCE

2024-present	UCF	Pitching Coach
2023	Brewers/MiLB Timber Rattlers	Pitching Coach
2022	Brewers/MiLB Mudcats	Pitching Coach
2007-21	Coastal Carolina	Pitching Coach
2003-06	IMG Academy	Pitching Instructor

pitcher of the year six times (Bobby Gagg in 2007, Cody Wheeler in 2009, Anthony Meo in 2010, Matt Rein in 2011, Aaron Burke in 2012, Andrew Beckwith in 2016).

In 2016 when Coastal Carolina won the CWS, Thomas' pitching staff led by Andrew Beckwith and first-team All-American Mike Morrison paced the Chants. Beckwith was named the CWS Most Outstanding Player as well as the Big South's Howard Bagwell Male Athlete of the Year and Big South Pitcher of the Year. He led the NCAA in wins (15, a Coastal record) and he ranked 16th in the NCAA with a 1.85 ERA.

Thomas came to Coastal Carolina from IMG Academy in Bradenton, Florida, where he had worked since 2003. He was the roving pitching instructor for the Florida Collegiate Instructional League and also was the pitching coach for the Pendleton Academy. From 2001-02, Thomas was a private pitching instructor in Springfield, Illinois, and head coach of the Mason County Legion in Springfield.

Thomas pitched in the San Diego Padres organization in 1998-99 and played for the Canton Crocodiles of the Frontier League in 1999-2000. He was the 2000 Frontier League Relief Pitcher of the Year, a Frontier League All-Star and a second-team Baseball America All-Independent team member.

Thomas graduated from Illinois State University, where he earned a degree in history.



#9 TED TOM

Assistant Coach | Seventh Season | Shawnee State, 2004

Ted Tom is entering his seventh season as an Assistant Coach at UCF in 2024.

In 2023, Tom led an offense that set multiple UCF program records, including belting 109 home runs to shatter the American Athletic Conference record from 2019, finishing the season nationally ranked No. 11 in home runs and No. 14 in home runs per game (1.85). For the second

consecutive year, three Knights hit above .319, tying the most in a single season over the last ten years. Tom saw Ben McCabe through his highest offensive production in his five seasons as a Knight, getting tabbed an All-American by Collegiate Baseball and the NCBWA. Two hitters were named to the AAC All-Conference First Team in McCabe and Andrew Sundean, and Drew Faurot was a unanimous selection to the all-conference freshman team.

In his first two years at UCF, Tom coached the outfielders, served as the first base coach, led the baserunning program, and assisted with the hitters. Regulars Tyler Osik and Ray Alejo flourished during their first year under Tom in 2018. Senior Max Wood stepped up over the final 19 games of the year, including a walk-off winner in the regular-season finale against Tulane.

Prior to arriving in Orlando, Tom spent three seasons at fellow American Athletic Conference member Cincinnati. He joined the Bearcats as the director of baseball operations in 2015, covering the day to day operations, video, and scouting for one season.

In 2016, Tom was promoted to assistant coach and remained in that role for his final two years at Cincinnati. He played an integral part in raising the UC team batting average by 16 points and taking the team scoring average up to five runs per game. He also assisted in recruiting several players on the UC team that won the 2019 American Conference and played in an NCAA Regional.

Tom joined UC after seven seasons as the head coach at his alma

COACHING EXPERIENCE

2018-present	UCF	Assistant Coach
2015-17	Cincinnati	Assistant Coach
2008-14	Shawnee State	Head Coach
2007	IMG Academy	Outfield Instructor
2005-06	Indiana	Volunteer Assistant

matr Shawnee State University, where he compiled a record of 203-193. Tom was named 2010 Conference Coach of the Year and helped develop two Conference Player of the Year selections in catcher Philip Butler (2011) and outfielder Danny Gesick (2010)

Prior to Shawnee State, Tom spent 2007 as the outfield instructor at the IMG Baseball Academy in Bradenton, Florida, where he also was a head coach in Florida Collegiate Instructional League.

Tom spent the 2005 and 2006 seasons as the volunteer assistant coach at Indiana University. While there, his responsibilities included outfield play, coaching first base, and assisting with the hitters while also working on Sembower Field. During this time, he earned his master's degree in athletic administration.

Tom graduated from Shawnee State with a degree in Sport Management with minors in business and sport coaching in 2004 and having been a red-shirt member of the 2000 team that finished 5th in the NAIA World Series. As a player, Tom earned All-AMC honors as well as the Joe Smith Memorial Award which is given to the outstanding senior student that best exemplifies the attitude and sportsmanship of Smith. In the summer of 2003, he played for the Clarinda A's in the MINK Collegiate Wood Bat Summer League.

Ted is married to the former Lisa Dingus of South Webster, Ohio. The couple has two children, Henry and Adaline Lee.



MORGAN DEPEW

Director of Baseball Operations | First Season | Saint Joseph's, 2016

Head coach Rich Wallace has announced Morgan DePew as his program's director of baseball operations. DePew comes to Orlando after making stops as an assistant coach at Jacksonville, St. Johns River State, Saint Leo, and Lee University.

"Morgan has been around the game of baseball for several years now and has had

his hands in various areas of the coaching ranks. We know that he will do great things for us as our director of ops and his experience will be invaluable for our program," Wallace added. "We truly would like to welcome him, and his wife Paige, to the UCF Baseball family."

The past three seasons, DePew was an assistant coach and recruiting coordinator at St. Johns River State College in Palatka, Florida (2021-2023). During his time in Palatka, he helped the Vikings compile a combined a 103-69 record, which included a 46-19 clip in 2023, and a trip to the 2023 NJCAA DII Baseball World Series.

DePew previously spent two years as a volunteer assistant at Jacksonville University (2019 and 2020) where he helped the Dolphins to a 32-27 record in 2019 and a 9-9 mark during the Covid-shortened 2020 campaign. Prior to his time at Jacksonville, he served as the outfield coach at Saint Leo University for the 2018 season in Saint Leo, Florida, where he also assisted with hitting and base running.

COACHING EXPERIENCE


2024-present	UCF	Dir. of Operations
2021-23	St. Johns River State	Recruiting Coordinator
2019-20	Jacksonville	Volunteer Assistant
2018	Saint Leo	Assistant Coach
2017	Lee	Graduate Assistant

Before his time in Sunshine State, DePew spent the summer of 2017 as an assistant coach with the La Crosse Loggers of the Northwoods League and the 2016 summer as an assistant for the Dubois Country Bombers in 2016. DePew held his first collegiate coaching position as a graduate assistant at Lee University in Cleveland, Tennessee, in 2017.

A four-year collegiate athlete, DePew played two years at Illinois Central College before finishing his college career at Saint Joseph's College.

DePew earned a bachelor's in sport management from Saint Joseph's in 2016 and an MBA from Lee University in 2017.





JEREMY FRADIN

Assistant Director of Sport Performance

Jeremy Fradin is in his 13th year as a strength and conditioning coach in the collegiate and professional ranks and in his sixth year with UCF Athletics.

Jeremy came to UCF from Southern Utah University where, in his first year as the Director of Strength and Conditioning for the Football program, the T-Birds won their second Big Sky Conference title. A key component to the 2017 team's success

was Jeremy's development and implementation of new in and off-season strength and conditioning regimens.

Prior to SUU, Fradin spent time with the Arizona Diamondbacks organization where he was the Head Strength and Conditioning coach for the Short Season Class A Hillsboro Hops and Head Athletic Trainer for the Advanced Rookie Class Missoula Osprey. Throughout Jeremy's time with the Diamondbacks, he was responsible for the preparation, health and maintenance for all players along with the evaluation and implementation of daily soft tissue and manual therapy programs. Jeremy evaluated numerous forms of athletic injuries in a real time setting while developing and implementing injury prevention and rehabilitation programs.

Prior to the Diamondbacks, Jeremy was a part-time Assistant Strength and Conditioning Coach at the University of Texas at Austin where he earned his Masters' in Education with an emphasis in Sport Science and Nutrition. At Texas, Jeremy assisted in the design of the men's tennis pre competition and off-season regimens and was also responsible for the long-term rehabilitation of the Longhorn Football team.

Jeremy earned a Bachelor of Science in Kinesiology from San Diego State University in 2012 and received his Masters of Exercise Physiology with an emphasis in Sport Science and Nutrition from the University of Texas at Austin in 2014. Jeremy is a Certified Athletic Trainer (ATC), Certified Strength and Conditioning Specialist (CSCS), Active Release Technique Provider (upper & lower extremity), Sports Performance Coach (Level I), and also has his Postural Restoration Institution certification (myo, pelvic, postural).



BRYAN HILL

Associate Director, Equipment Operations

Bryan Hill returned to UCF in December 2022, reprising his role as the associate director of equipment operations. He initially worked with the department from January 2016 through October 2021. He primarily works with the baseball, men's soccer, rowing and track & field teams.

He made prior stops most recently at Virginia Tech where he served as assistant director of equipment, as well as VCU, Kennesaw State, Holy Cross and SUNY Albany as the head equipment manager.

Hill earned his degree in urban studies from Albany in 2006. Hill has two dogs (Harper and Ellie).



KAYLEE SHORES

Athletic Trainer - Baseball

Kaylee Shores joined the UCF Athletics Association sports medicine staff in 2022. She is responsible for the baseball team.


Following a graduate assistantship in the Stephen F. Austin State sports medicine department working with the spirit teams, Shores was promoted in 2020 to assistant athletic trainer for the baseball and football teams and medical coordinator for the spirit team. She also served as an adjunct faculty member in the kinesiology department for two years.

As a student athletic trainer at West Texas A&M University, she worked with football, softball, women's soccer, and women's basketball and was selected in 2017 and 2018 by the Lone Star Conference for its Student Athletic Training Academic Award.

She has provided medical services to cheerleaders and dancers across the nation through Varsity Spirit Brands since 2016.

Shores graduated with magna cum laude honors from West Texas A&M University with a bachelor's degree in athletic training. She went on to earn her master's degree in kinesiology and human performance from Stephen F. Austin State University.

A native of Amarillo, Texas, Shores enjoys spending time with her Goldendoodle Marlee, playing guitar and snowboarding.





THE TEAM

2024 UCF Baseball



BIG 12 CONFERENCE



AJ NESSLER # 1

UTL | L/R | So. | 5-9 | 185 | Tampa, Fla. | Tampa Jesuit HS | Pitt

SOCIAL MEDIA

[@ajnessler](#)
[@NesslerAJ](#)

COLLEGE PATH

2023: Freshman - Pitt
2024: Sophomore - UCF

FRESHMAN (2023, AT PITT)


- Attended Pitt and played baseball for the Panthers for his freshman season in 2023.
- Slashed .293/.407/.455 during his fresham campaign in 27 games played (all starts).
- Recorded nine extra-base hits with 11 runs scored, 19 walks, 28 RBIs and two stolen bases.
- Had two home runs, three triples, four doubles in 2023.
- Had his freshman campaign cut short due to injury.

HIGH SCHOOL

- Prepped at Tampa Jesuit High School in Tampa, Fla.
- A three-year letterwinner for Tampa Jesuit.
- Finished his prep career with a .433 batting average and 56 hits, 49 RBIs, 41 runs scored and seven home runs.
- Served as a team captain as a senior in 2022 in which he helped guide his team to a state title after batting .420 with 33 hits, 31 RBIs and five homers.
- His high school team was ranked No. 1 in the country by MaxPreps in 2021 and Perfect Game in 2020.
- Member of the 2019 Tampa Jesuit squad that won a state title.
- Florida Region Second Team selection by Perfect Game.
- Perfect Game Preseason All-American.
- Played club ball for CBU Scout Team.
- Also played football in high school.

PERSONAL

- Graduated from Tampa Jesuit HS in 2022.
- Birthday is July 21.
- Son of Tony and Liz Nessler.
- Has three siblings, Maddy, Brady and Evie Nessler.
- Chose UCF because of the great fans, atmosphere, and the abliity to compete at the highest level.
- Enjoys fishing, hunting and golfing.
- Favorite pro sports teams are the Philadelphia Phillies and Eagles.
- Favorite food is steak.
- Favorite show is The Sopranos.
- Watches the final scene from 8 Mile before every game.
- Plans to major in business at UCF.



Career Stats

Year	avg	gp-gs	ab	r	h	2b	3b	hr	rbi	tb	slg%	bb	hbp	so	gdp	ob%	sf	sh	sb-att	po	a	e	fld%
2023*	.293	27-27	99	11	29	4	3	2	28	45	.455	19	2	22	1	.407	3	0	2-2	39	2	2	.953
All*	.293	27-27	99	11	29	4	3	2	28	45	.455	19	2	22	1	.407	3	0	2-2	39	2	2	.953

* Statistics from prior team/school

LEX BOEDICKER #3

INF | L/R | Jr. | 6-1 | 225 | Lima, Ohio | Bath HS

SOCIAL MEDIA

@lex.boedicker03
@LBoedicker

COLLEGE PATH

2022: Freshman - UCF
2023: Sophomore - UCF
2024: Junior - UCF



SOPHOMORE (2023)

- 57 GP, 55 GS, .266/.352/.546, 46 RBI, 39 R, 16 HR, 10 2B, 55 H, 21 BB, 3 SB
- His 16 home runs tied for 2nd on the team and 6th in single-season homers in program history
- Tied for the team lead in multi-RBI games with 15
- Held longest hitting streak on the team with 16 games and had an 18-game reached base streak, tied for third
- Tied individual single-game program record with 3 HR against North Florida (5/2) - prior to this, only accomplished 5 times in program history
- Hit the home runs that broke the team single-season record (79) and the team single season record (8 vs. North Florida, 5/2)
- Had 7 RBI against North Florida (5/2) - just one shy of the individual single-game program record
- Slashed .266/.352/.546 with 16 homers, 10 doubles, 46 RBIs, and 21 walks
- Held the third-best slugging percentage on the team with a .546 clip
- Compiled a .981 fielding percentage with 102 putouts and a trio of outfield assists
- Started 55 of the 57 games he appeared in

FRESHMAN (2022)

- 53 GP, 51 GS, .330/.414/.426, 28 RBI, 38 R, 2 HR, 8 2B, 2 3B, 62 H, 20 BB, 2 SB
- Started 51 of the 53 games he appeared in
- Career-high four hits at South Florida (5/6)
- Drove in three runs against Bethune-Cookman (5/17)
- Hit his first career home run against ECU (4/16)

HIGH SCHOOL

- Earned four years of varsity letters in baseball and football at Bath High School
- Hit .513 in his senior year, to go along with 3 home runs and 30 RBIs
- Awarded district player of the year following his Senior season
- Played for the Dayton Classics where his team won the Gatorade National Championship

PERSONAL

- Favorite baseball memory was winning the Cooperstown Home Run Derby
- Favorite baseball movie is the Sandlot 2
- Lex is currently majoring in Criminal Justice

SINGLE-GAME HIGHS [all-time ranking]:

Hits: 4, at South Florida, May 06, 2022
 Doubles: 1, 18 times
 Triples: 1 [t-3rd], at Wichita State, Apr 23, 2022; Siena, Feb 18, 2022
 Home runs: 3 [t-1st], North Florida, May 02, 2023
 Total bases: 12 [t-4th], North Florida, May 02, 2023
 RBI: 7 [t-3rd], North Florida, May 02, 2023
 Runs scored: 3, North Florida, May 02, 2023; Bethune-Cookman, May 16, 2023; Wichita State, May 18, 2023
 Walks: 2, 4 times
 Hit by pitch: 1, 14 times
 Struck out: 3, 5 times
 Sac flies: 1, at Clemson, Feb 25, 2023
 Sac bunts: 1, Jacksonville, Apr 19, 2022; at South Florida, Apr 23, 2023
 At bats: 6, Wichita State, May 18, 2023
 Stolen bases: 1, 5 times
 Caught stealing: 1 [t-9th], at Wichita State, Apr 24, 2022
 Field chances: 12, at Bethune-Cookman, Mar 08, 2022
 Putouts: 11, at Bethune-Cookman, Mar 08, 2022; Bethune-Cookman, May 16, 2023
 Assists: 2, North Florida, Mar 11, 2022; Miami, Mar 16, 2022

Career Stats

Year	avg	gp-gs	ab	r	h	2b	3b	hr	rbi	tb	slg%	bb	hbp	so	gdp	ob%	sf	sh	sb-att	po	a	e	fld%
2022	.330	53-51	188	38	62	8	2	2	28	80	.426	20	7	49	4	.414	0	1	2-3	82	7	2	.978
2023	.266	57-55	207	39	55	10	0	16	46	113	.546	21	7	59	3	.352	1	1	3-3	102	3	2	.981
TOTAL	.296	110-106	395	77	117	18	2	18	74	193	.489	41	14	108	7	.381	1	2	5-6	184	10	4	.980



CADE BOXRUCKER # 4

RHP | R/R | Sr. | 6-2 | 185 | West Chester, Ohio | Badin HS | Campbell

SOCIAL MEDIA

@Cadebox1
 @Cadeboxrucker

COLLEGE PATH

2021: Freshman - Campbell
2022: Sophomore - Campbell
2023: Junior - Campbell
2024: Senior - UCF

JUNIOR (2023, AT CAMPBELL)

- Made 18 appearances and one start on the mound
- Posted a 2-1 record with two saves and a 4.50 ERA
- Struck out 56 in 42.0 innings of work
- Tossed a season-high 4.1 innings on three occasions
- Earned a win with three no-hit and scoreless innings against Charleston Southern on 4/2
- Punched out a career-high 11 batters in 4.1 innings to earn the win against High Point on 4/22
- Picked up saves in back-to-back outings at UNC Asheville and Gardner-Webb on 5/7 and 5/12
- Named Big South Relief Pitcher of the Week on 4/17

SOPHOMORE (2022, AT CAMPBELL)

- Made 11 appearances and six starts
- Went 4-0 with a 7.15 ERA and struck out 36 batters in 34.0 IP on the year
- Did not appear until 3/27 due to preseason injury
- Made his season debut with a scoreless relief inning and 2 strikeouts against Presbyterian on 3/27
- Assumed the role of Saturday starter for most of the conference season
- Pitched 5.0 innings with one run and 7 strikeouts in his first start at NC A&T on 4/16
- Tossed an immaculate inning at Duke on 4/12
- Set a career-high with nine strikeouts across just 5.0 innings of work against Longwood on 4/23
- Started the Big South Championship game against Charleston Southern on 5/28, tossed four innings and allowed two runs
- Worked 2.2 innings allowing two runs in the NCAA Regional against Georgia Tech on 6/5

FRESHMAN (2021, AT CAMPBELL)

- Named to the Big South Presidential Honor Roll
- Made 13 appearances and four starts on the mound
- Pitched 17.1 innings on the year, walked 21 and struck out 18 while posting a season ERA of 10.38
- Made his collegiate debut against Liberty on 2/20, working a scoreless and hitless inning while walking two and striking out a pair
- Made his first career start at NC State on 3/2
- Struck out four batters in one inning against High Point on 4/20
- Worked a season-high 3.1 innings against Mississippi State at the Starkville Regional and allowed five runs, three earned and struck out two

HIGH SCHOOL

- Prepped at Stephen T. Badin High School in Hamilton, Ohio
- Went a perfect 11-0 on the mound for the Rams while limiting opponents to just a .119 batting average
- Coached by Brion Treadway in high school
- Played travel ball for the Cincinnati Spikes

PERSONAL

- Graduated from Badin High School in 2020
- Birthday is May 28
- Son of Matt and Tiffanie Boxrucker
- Has one sibling, Cody Boxrucker, who played football at Valparaiso
- Chose UCF because of the great coaching staff and the culture of the baseball team as the team heads into the Big 12 Conference
- Enjoys fishing, golfing and hanging out with friends and teammates
- Favorite MLB team is the Cincinnati Reds
- Favorite food is BBQ chicken
- Favorite TV show is Shameless
- Plans to major in General Studies at UCF



Career Stats

Year	era	w-l	app	qs	cq	sho	sv	ip	h	r	er	bb	so	2b	3b	hr	bf	bavg	wp	hbp	bk	sfa	sha
2021*	10.38	0-2	13	4	0	0/0	0	17.1	26	23	20	21	18	5	0	5	100	.347	5	4	0	0	0
2022*	7.15	4-0	11	6	0	0/0	0	34.0	40	29	27	22	36	6	1	5	170	.299	3	11	0	1	2
2023*	4.50	2-1	18	1	0	0/0	2	42.0	30	28	21	29	56	4	0	4	194	.194	6	6	0	2	2
TOTAL*	6.56	6-3	42	11	0	0/0	2	93.1	96	80	68	72	110	15	1	14	464	.264	14	21	0	3	4

* Statistics from prior team/school

MIKEY KLUSKA #5

INF | R/R | Sr. | 6-1 | 190 | White Sulphur Springs, W.Va. | IMG Academy
West Virginia / Richmond

CAREER HONORS

- Big 12 All-Freshman Team (2021)

SOCIAL MEDIA

- IG @Mikeykluska
- TW @Kluska_mikey25

COLLEGE PATH

- 2021: Freshman - West Virginia
- 2022: Sophomore - West Virginia
- 2023: Junior - Richmond
- 2024: Senior - UCF



JUNIOR (2023, AT RICHMOND)

- Slashed .325/.381/.500 for Richmond in 2023 with five homers, five triples, nine doubles, 35 RBIs, 34 runs scored and six stolen bases while starting all 54 games.
- Recorded 22 multi-hit games and eight multi-RBI games
- Never let his batting average dip below .300 on the season and he finished with a .325 clip
- Smacked out two home runs in a win over Davidson (5/19) as he went 2-for-4 with two runs scored and four RBIs. Also recorded a season-high three hits the next day as he went 3-for-4 with two doubles, two RBIs and two runs scored in another win over Davidson (5/20)
- Posted a .955 fielding percentage with 120 assists and 73 putouts
- Member of the Robins School of Business at Richmond in 2023

SOPHOMORE (2022, AT WEST VIRGINIA)

- Made 43 starts in 50 appearances, hit .213 with seven doubles, a triple and a home run with 21 RBI and scored 18 runs
- Totaled 30 hits in 141 at-bats with 10 walks, stole two bases
- Put together an eight-game hit streak (4/3 through 4/16), including a three-hit game against Baylor (4/8) and a two-hit game against Oklahoma State (4/15)
- Tallied five multi-hit and five multi-RBI games
- Hit a three-run home run against Marshall (3/29)

FRESHMAN (2021, AT WEST VIRGINIA)

- Big 12 All-Freshman Team; Academic All-Big 12 Rookie Team
- Started 41 games and hit .239 with four home runs, 24 RBI and scored 17 runs
- Became the first true freshman, West Virginia native to start in the field on Opening Day since Jedd Gyorko in 2008
- Totaled 37 hits in 155 at-bats with 14 walks
- Had a two-hit day in his second career game on Feb. 20, at Georgia State; finished with a double and RBI
- Recorded four straight multi-hit games from Feb. 28-March 13
- Homered in the 10th inning against Central Michigan on March 13, a walk-off blast to give the Mountaineers a win; finished 3-for-5 with four RBI on the day
- Was credited with a walk-off fielder's choice to help WVU to a win against Texas Tech on April 17
- Earned Big 12 All-Academic Team honors in 2021

HIGH SCHOOL

- Prepped at IMG Academy (Bradenton, Fla.) and Greenbrier East HS (Lewisburg, W.Va.)
- Hit .431 in 2019 to win the IMG Team Batting title that season
- Tabbed the IMG Academy Defensive Player of the Year in 2020
- 2020 Rawlings-Perfect Game Senior Preseason All-America High Honorable Mention
- 2019 Preseason Underclassmen All-America High Honorable Mention
- Ranked as the No. 1 shortstop and No. 2 overall prospect in West Virginia by Perfect Game
- Played club ball for Tri-State Arsenal

PERSONAL

- Graduated from IMG Academy in 2020
- Birthday is June 29
- Son of Michael and Melissa Kluska
- Has three siblings, Michaela, Alyvia and Alexa
- His father, Michael Kluska, played professional tennis
- Chose UCF because of the great coaching staff as well as the opportunity to compete and help build a program in a new conference (Big 12)
- Competed at 13U Nationals for tennis
- Enjoys fishing and hanging with family
- Favorite pro sports teams are the Pittsburgh Penguins, Steelers and Pirates
- Favorite foods are steak and mangoes
- Favorite movies are The Wolf of Wall Street and Django Unchained
- Major at UCF is General Studies with a minor in Real Estate

Career Stats

Year	avg	gp-gs	ab	r	h	2b	3b	hr	rbi	tb	slg%	bb	hbp	so	gdp	ob%	sf	sh	sb-att	po	a	e	fld%
2021*	.239	42-41	155	17	37	1	1	4	24	52	.335	14	0	45	3	.298	2	2	1-3	31	92	9	.932
2022*	.213	50-43	141	18	30	7	1	1	21	42	.298	10	3	32	5	.277	1	2	2-3	43	117	5	.970
2023*	.325	54-54	194	34	63	9	5	5	35	97	.500	13	7	48	3	.381	4	4	6-8	73	120	9	.955
All*	.265	146-138	490	69	130	17	7	10	80	191	.390	37	10	125	11	.325	7	8	9-14	147	329	23	.954

* Statistics from prior team/school



ANDREW ESTRELLA # 6

INF | R/R | Jr. | 6-1 | 190 | Miami, Fla. | Miami Christian HS | Stetson

SOCIAL MEDIA

@andrewestrella5
@andrewestrellaa

COLLEGE PATH

2022: Freshman - Stetson
2023: Sophomore - Stetson
2024: Junior - UCF

SOPHOMORE (2023, AT STETSON)

- Saw action in 43 games, making 42 starts at second base (27 starts) and shortstop (15)
- Hit .247 on the year, tying for third on the team with eight home runs and adding 11 doubles, 34 RBI, and 36 runs scored
- Was a perfect 7-for-7 on stolen base attempts
- Drove in multiple runs nine times and had 11 multi-hit games
- Had a season-high five RBI against Kennesaw State (March 18), going 3-for-5 with a home run and a double
- Recorded four RBI against Delaware (February 24), going 3-for-5 with a homer and two doubles
- Drove in three runs four times: vs. Siena (Feb. 28), vs. Mount St. Mary's (Mar. 3), at Queens (May 19), vs. ECU (May 23)

FRESHMAN (2022, AT STETSON)

- Played in 39 games, starting 35 at shortstop, despite playing the entire season with an injured shoulder (non-throwing)
- Posted eight multiple-hit games and three multiple-RBI games
- Earned his first collegiate hit on March 6 against Sacred Heart and then followed up with two more, including an RBI double, in that game
- Also stole a season-high three bases in that game against the Pioneers, part of an 11-steal game for the Hatters
- That performance started a season-best five-game hitting streak during which he hit .450 (9-for-20) with four doubles and five RBI
- Had a double and a triple against Florida A&M on March 13 to cap that run
- Had his second two-double game on March 25 at Liberty
- Had two hits, including a three-run homer, against Florida State on May 3 in a Stetson win
- Also homered at South Florida on May 17 as part of a three-hit game that including a double and two RBI
- His nine doubled was the second-best total on the team
- Showed tremendous range and a strong arm at short

HIGH SCHOOL

- Prepped at Miami Christian School (Miami, Fla.), John A. Ferguson High School (Miami, Fla.) and Westminster Christian School (Palmetto Bay, Fla.)
- Primarily played middle infield in high school
- Played travel ball for the Florida Legends

PERSONAL

- Graduated from Miami Christian School in 2021
- Birthday is Aug. 1
- Son of Andres and Mercedes Estrella
- Has two siblings, Daniela and Wendoline
- Born in Lawrence, Mass.
- Favorite MLB team is the Boston Red Sox
- Major is undecided at UCF



Career Stats

Year	avg	gp-gs	ab	r	h	2b	3b	hr	rbi	tb	slg%	bb	hbp	so	gdp	ob%	sf	sh	sb-att	po	a	e	fld%
2022*	.211	39-35	133	15	28	9	1	2	12	45	.338	11	3	49	1	.282	2	0	6-7	33	90	11	.918
2023*	.247	43-42	150	36	37	11	1	8	34	74	.493	20	8	41	3	.361	2	1	7-7	46	75	9	.931
All*	.230	82-77	283	51	65	20	2	10	46	119	.420	31	11	90	4	.325	4	1	13-14	79	165	20	.924

* Statistics from prior team/school



COREY ROBINSON #7

OF | R/R | Jr. | 5-11 | 165 | Port Orange, Fla. | Spruce Creek HS | Florida

SOCIAL MEDIA

@corey.robinsonn
 @Official_22crob

COLLEGE PATH

2022: Freshman - Florida
2023: Sophomore - UCF
2024: Junior - UCF

SOPHOMORE (2023)

- 48 GP, 14 GS, .200/.309/.243, 16 R, 4 RBI, 14 H, 3 2B, 8 BB, 5 SB
- Had 3 hits opening night with 2 RBI, 2 runs and a stolen base against Siena (2/17)
- Recorded multi-hit game, going 2-3, against Georgia Southern (3/3)
- Notched 5 stolen bases
- Belted a pinch-hit RBI double, scored a run and walked in the AAC Tournament against South Florida (5/25)
- Compiled a .977 fielding percentage on the year with 42 putouts

FRESHMAN (2022, AT FLORIDA)

- Played in 21 games including one start as a true freshman
- Batted .133/.278/.333 with one home run, nine runs scored, three RBI and two stolen bases across 15 at bats
- Recorded his first collegiate hit, RBI and home run while going 2-for-2 with two runs and three RBI against Florida A&M (3/2)
- Posted a 1.000 fielding percentage across three chances in the outfield

HIGH SCHOOL

- Attended Spruce Creek High School
- 2020, 2021 Perfect Game Preseason All-Region First Team
- As a senior, slashed .292/.387/.481 with three home runs, three triples, five doubles, 31 runs, nine RBI and 15 stolen bases
- Invited to the 2020 Perfect Game National Showcase
- Competed for Scorpions Baseball
- Ranked by Perfect Game as No. 22 overall player and No. 5 outfielder in Florida, as well as being ranked No. 165 overall and the No. 27 outfielder nationally

PERSONAL

- Graduated from Spruce Creek HS in 2021
- Birthday is Jan. 22
- Son of Terry Robinson
- Has two siblings, Amber and Jessica Robinson
- His father, Terry Robinson, played football at Florida State (1984-85)

SINGLE-GAME HIGHS [all-time ranking]:

Hits: 3, Siena, Feb 17, 2023
 Doubles: 1, at East Carolina, Apr 06, 2023; Dartmouth, Mar 19, 2023; vs South Florida, May 25, 2023
 Total bases: 3, Siena, Feb 17, 2023
 RBI: 2, Siena, Feb 17, 2023
 Runs scored: 2, Siena, Feb 17, 2023
 Walks: 1, 8 times
 Hit by pitch: 1, Siena, Feb 19, 2023; at Clemson, Feb 26, 2023; Dartmouth, Mar 19, 2023
 Struck out: 3, Georgia Southern, Mar 04, 2023; at North Florida, Mar 21, 2023
 Sac bunts: 1, South Florida, Apr 02, 2023; Siena, Feb 18, 2023; at Clemson, Feb 24, 2023
 At bats: 5, Siena, Feb 17, 2023; at North Florida, Mar 21, 2023
 Stolen bases: 1, 5 times
 Caught stealing: 1 [t-9th], at South Florida, Apr 21, 2023
 Field chances: 5, Florida State, Mar 14, 2023
 Putouts: 5, Florida State, Mar 14, 2023

Career Stats

Year	avg	gp-gs	ab	r	h	2b	3b	hr	rbi	tb	slq%	bb	hbp	so	gdp	ob%	sf	sh	sb-att	po	a	e	fld%
2022*	.133	21-1	15	9	2	0	0	1	3	5	.333	2	1	8	0	.278	0	0	2-2	3	0	0	1.000
2023	.200	48-14	70	16	14	3	0	0	4	17	.243	8	3	20	0	.309	0	3	5-6	42	0	1	.977
TOTAL	.200	48-14	70	16	14	3	0	0	4	17	.243	8	3	20	0	.309	0	3	5-6	42	0	1	.977
All*	.188	69-15	85	25	16	3	0	1	7	22	.259	10	4	28	0	.303	0	3	7-8	45	0	1	.978

* Statistics from prior team/school



CHASE CENTALA # 8

RHP | R/R | Sr. | 6-1 | 205 | Tampa, Fla. | Sickles HS | Florida

SOCIAL MEDIA

@chasecentala
 @CentalaChase

COLLEGE PATH

2021: Freshman - Florida
2022: Sophomore - UCF
2023: Junior - UCF
2024: Senior - UCF

JUNIOR (2023)

- 2-2, 17 APP, 3 GS, 5.45 ERA, 1 SV, 33.0 IP, 39 H, 32 R, 30 ER, 13 BB, 37 K
- Struck out a season-high 6 batters in 3.2 innings, only allowing one hit and one earned run against Houston (4/29)
- Recorded his first win of the season at Clemson, going 4.0 innings while striking out 5 and giving up only 2 hits and a walk (2/24)
- Threw two perfect innings in relief against Memphis, notching 3 strikeouts (4/14)
- Tossed two no-hit innings in relief at North Florida (3/21)
- Went a season-long 5.0 innings against Georgia Southern (3/5)
- Earned the save after striking out the side in an inning of scoreless action against Tulane (5/5)
- Went 2-2 with a save while striking out 37 and walking just 13 batters over 33.0 innings of work

SOPHOMORE (2022)

- 2-3, 23 APP, 3 GS, 4.85 ERA, 2 SV, 52.0 IP, 58 H, 35 R, 28 ER, 17 BB, 56 K
- Pitched six innings against South Florida on 5/7/2022 while only giving up one earned run
- Tossed 56 strikeouts during the season
- Had 6 strikeouts against Ole Miss on 3/5/2022

FRESHMAN (2021, AT FLORIDA)

- Made seven appearances out of the Florida bullpen
- Went 2-0 with a 2.13 ERA over 12.2 innings pitched
- Struck out nine batters and held opposing hitters to a .213 batting average
- Allowed just one extra-base hit across 55 batters faced
- Notched career highs in innings (4.0) and strikeouts (four) in his first-career start vs. North Florida on Feb. 24
- Finished the season riding an active 12.2 scoreless innings streak spanning six appearances and nine strikeouts

HIGH SCHOOL

- Attended Sickles High School in Tampa, Fla.
- 2020 Perfect Game Preseason All-Region Second Team (Florida)
- 2019 All-State Second Team selection
- Compiled an 18-4 record with a 1.92 ERA across 138.1 innings pitched in his high school career
- As a junior, he racked up 61 strikeouts and allowed just eight earned runs across 38 innings

PERSONAL

- Graduated from Sickles HS in 2020
- Birthday is March 18

SINGLE-GAME HIGHS [all-time ranking]:

Innings pitched: 6.0, at South Florida, May 07, 2022
 Walks allowed: 3, Ole Miss, Mar 05, 2022; Maryland, Mar 26, 2023
 Strikeouts: 6, Houston, Apr 29, 2023; Ole Miss, Mar 05, 2022
 Batters faced: 24, Georgia Southern, Mar 05, 2023; at South Florida, May 07, 2022
 Field chances: 2, Tulane, Apr 30, 2022; Ole Miss, Mar 05, 2022; at Houston, May 14, 2022
 Putouts: 1, at Memphis, Apr 09, 2022; Ole Miss, Mar 05, 2022
 Assists: 2, Tulane, Apr 30, 2022
 Runners CS: 1, at South Florida, May 07, 2022; at Cincinnati, May 14, 2023

Career Stats

Year	era	w-l	app	qs	cq	sho	sv	ip	h	r	er	bb	so	2b	3b	hr	bf	bavq	wp	hbp	bk	sfa	sha
2021*	2.13	2-0	7	1	0	0/0	0	12.2	10	3	3	7	9	1	0	0	55	.213	1	0	0	1	0
2022	4.85	2-3	23	3	0	0/4	2	52.0	58	35	28	17	56	10	2	6	235	.283	5	9	0	0	4
2023	5.45	2-2	17	3	0	0/0	1	33.0	39	32	20	13	37	3	0	6	157	.285	5	4	1	0	3
TOTAL	4.70	6-5	47	7	0	0/4	3	97.2	107	70	51	37	102	14	2	12	447	.275	11	13	1	1	7

* Statistics from prior team/school



CAMERON CRAIN #10

LHP | L/L | R.Sr. | 6-3 | 200 | Lee's Summit, Mo. | Lee's Summit West HS
Johnson County CC

SOCIAL MEDIA

@cam_crain
@cam_crain

COLLEGE PATH

2020: Freshman - Johnson County CC
2021: RS Freshman - Johnson County CC
2022: RS Sophomore - UCF
2023: RS Junior - UCF
2024: RS Senior - UCF



REDSHIRT JUNIOR (2023)

- 1-0, 18 App, 2 GS, 6.65 ERA, 23.0 IP, 14 H, 19 R, 17 ER, 27 BB, 25 K, .175 B/AVG
- Went a perfect 1-0 over 18 appearances and 23.0 innings pitched
- Led the team by limiting opposing hitters to just a .175 average off of him
- Recorded nine scoreless outings on the year
- Struck out a season-high 4 in two scoreless frames against South Florida on 3/31
- Went a season-long 3.2 innings in which he allowed just one hit and no runs while striking out 3 vs. UNF on 3/21

REDSHIRT SOPHOMORE (2022)

- 2-3, 22 App, 10 GS, 3.38 ERA, 45.1 IP, 35 H, 17 R, 17 ER, 30 BB, 50 K, .219 B/AVG
- Recorded the third-lowest ERA on the team with a 3.38 clip
- Also struck out 50 in 45.1 innings while limiting opposing hitters to a .219 average
- Had 6 strikeouts against Florida A&M on 3/9/2022
- Threw 4 hitless innings against North Florida on 5/3/2022

REDSHIRT FRESHMAN (2021, AT JOHNSON COUNTY CC)

- Earned First Team All-KJCC East Division honors in 2021 as a reliever
- Recorded 50 Ks in 32.1 IP to go along with his 1.67 ERA in 2021 at Johnson County CC
- Finished 3-1 with four saves in 2021 while limiting batters to a .175 average
- Earned NJCAA All-Academic second-team with a grade point average between 3.80 and 3.99 (2020-21)

FRESHMAN (2020, AT JOHNSON COUNTY CC)

- Finished 3-0 with an earned run average of 3.18 with 28 strikeouts in 17.0 innings pitched during the COVID-shortened 2020 campaign
- Made five appearances, four as a starter in 2020
- Pitched 5.0 innings of no-hit baseball with 10 strikeouts in a win over Labette, upping his record to 3-0 (3-7-20)
- Earned JCCC student-athlete academic honors in the fall 2019 semester
- Earned NJCAA All-Academic second-team with a grade point average between 3.80-3.99 (2019-20)

HIGH SCHOOL

- Three year varsity baseball at Lee's Summit West High School
- Earned first-team All-Class 5 District 12 and Missouri Class 6 second-team All-State as a senior
- Earned MHSBCA Academic All-State honors as senior

PERSONAL

- Graduated from Lee's Summit West HS in 2019
- Birthday is Dec. 23
- Nickname is C.C.
- Son of Paul and Kaylin Crain
- Has a brother, Tucker
- His father played baseball at Missouri State University
- Favorite sport outside of baseball is Golf
- His go-to Karaoke song is Take Me Home, Country Roads
- Favorite baseball team is the Kansas City Royals
- Favorite sports movies are Bull Durham and Moneyball
- Favorite TV show is Bachelor is Eastbound and Down
- Favorite food is steak
- Favorite fast food restaurant is Chick-fil-A
- Favorite restaurant is Ruth's Chris Steak House
- Notable alumni from his school are NFL center Evan Boehm, MLB pitcher Trevor Rosenthal, MLB outfielder Monte Harrison and NBA guard Shaquille Harrison
- Cameron is currently majoring in Finance

SINGLE-GAME HIGHS [all-time ranking]:

Innings pitched: 4.0, at Jacksonville, Apr 12, 2022; Florida A&M, Mar 09, 2022; at North Florida, May 03, 2022
 Walks allowed: 4, Wichita State, May 18, 2023
 Strikeouts: 6, Florida A&M, Mar 09, 2022
 Batters faced: 18, at Houston, May 15, 2022
 Field chances: 1, 8 times
 Putouts: 1, at Houston, May 15, 2022
 Assists: 1, 7 times
 Runners CS: 1, 4 times

Career Stats

Year	era	w-l	app	gs	cq	sho	sv	ip	h	r	er	bb	so	2b	3b	hr	bf	bavg	wp	hbp	bk	sfa	sha
2022	3.38	2-3	22	10	0	0/2	0	45.1	35	17	17	30	50	7	0	3	194	.219	4	1	0	2	1
2023	6.65	1-0	18	2	0	0/0	0	23.0	14	19	17	27	25	3	0	4	115	.175	2	5	2	2	1
TOTAL	4.48	3-3	40	12	0	0/2	0	68.1	49	36	34	57	75	10	0	7	309	.204	6	6	2	4	2



ANDREW WILLIAMSON #11

OF | L/L | Fr. | 6-0 | 180 | St. Petersburg, Fla. | Northside Christian HS

SOCIAL MEDIA

📷 @_andrewwilliamson
 🐦 @AndrewW38719153

COLLEGE PATH

2024: Freshman - UCF

HIGH SCHOOL

- Prepped at Northside Christian High School in St. Petersburg, Fla.
- Helped his team to District titles in both 2021 and 2023.
- Played his club ball for MVP Beast.

PERSONAL

- Graduated from Northside Christian HS in 2023.
- Son of Van Williamson and Trisha Rodriguez.
- Has three siblings, Kyle (Williamson), Tyler (Williamson) and Hope (Rodriguez).
- His uncle, Sean Rodriguez, played Major League Baseball for 15 seasons (2008-2020) for the Angels, Rays, Pirates, Braves, Phillies and Marlins.
- His step father also coached in the Major Leagues.
- Enjoys chilling with friends, jet skiing and throwing the football.
- Favorite food is steak.
- Favorite TV show is Outer Banks.
- Favorite pro sports teams are the LA Dodgers, Dallas Cowboys and Golden State Warriors.
- Plans to major in Finance at UCF.



Career Stats

* Entering freshman season



CARSTEN FINNVOLD #12

LHP | L/L | Jr. | 6-1 | 190 | Boca Raton, Fla. | American Heritage Delray HS | Florida

CAREER HONORS

- NCAA Gainesville Regional All-Tournament Team (2022)

SOCIAL MEDIA

- @carstenfinnvold
- @carstenfinnvold

COLLEGE PATH

- 2022: Freshman - Florida
- 2023: Sophomore - Florida
- 2024: Junior - UCF

SOPHOMORE (2023, AT FLORIDA)

- Made one appearance out of the Gators bullpen
- Allowed four earned runs in one inning for a 36.00 ERA
- Recorded one strikeout vs. Miami on March 4
- 2023 SEC Academic Honor Roll

FRESHMAN (2022, AT FLORIDA)

- Made six appearances including one start on the mound
- Logged a 2-1 record, 5.00 ERA and 13 strikeouts across 18 innings pitched
- Earned his first-career win with two scoreless, no-hit innings at North Florida on March 1
- Pitched 4 2/3 innings vs. No. 1 Tennessee in the SEC Tournament Championship without allowing an earned run and striking out six
- Turned in an all-time great pitching performance in Orange & Blue vs. No. 9 Oklahoma on June 5, entering with the bases loaded in the first inning and finishing the game with a stat line of nine innings pitched, two runs allowed, five hits and four strikeouts en route to earning the victory
- 2022 SEC First-Year Academic Honor Roll

HIGH SCHOOL

- Prepped at American Heritage School Delray in Delray Beach, Fla.
- Two-time Preseason All-American
- Three-time letterwinner under head coach Carm Mazza at American Heritage
- Three-time All-Conference, All-Section and All-Area honoree
- Earned All-State accolades his senior season
- Went 7-3 with a 1.06 ERA, 81 strikeouts and limited opponents to a .167 opposing batting average as a senior in 59.1 innings
- Tossed nine scoreless frames with 16 strikeouts before his junior season was cut short due to Covid
- Went 4-1 with a 0.54 ERA and 41 strikeouts in 26.0 innings while helping Heritage to a 29-3 record and a state runner-up finish as a sophomore
- HSNB First Team All-American
- FACCA State All-Star Team
- Perfect Game All-Region Team
- Competed with Elite Squad Baseball
- Ranked by Perfect Game as the No. 145 LHP nationally in addition to being the No. 185 overall player and No. 14 LHP in Florida

PERSONAL

- Graduated from American Heritage School in 2021
- Birthday is June 25
- Son of Gar and Adrianna Finnvold
- Has one sibling, Alexis Finnvold, who currently plays volleyball at Louisville
- His father Gar played college baseball at Palm Beach CC and Florida State (RHP). He was then drafted in the sixth round of the 1990 draft by the Boston Red Sox and pitched for the Red Sox in 1994 and played seven years in the Red Sox organization
- Enjoys freediving, fishing and trading stocks

Career Stats

Year	era	w-l	app	qs	cq	sho	sv	ip	h	r	er	bb	so	2b	3b	hr	bf	bavg	wp	hbp	bk	sfa	sha
2022*	5.00	2-1	6	1	0	0/0	0	18.0	15	15	10	9	13	2	1	2	78	.224	3	1	0	1	0
2023*	36.00	0-0	1	0	0	0/0	0	1.0	3	4	4	1	1	1	0	1	7	.600	0	0	0	1	0
TOTAL*	6.63	2-1	7	1	0	0/0	0	19.0	18	19	14	10	14	3	1	3	85	.250	3	1	0	2	0

* Statistics from prior team/school



JACK ZYSKA #13

OF | R/R | RSr. | 5-11 | 180 | Berkely Heights, N.J. | Seton Hall Prep | Notre Dame

SOCIAL MEDIA

COLLEGE PATH

2019: Freshman - Notre Dame
 2020: Sophomore - Notre Dame
 2021: Junior - Notre Dame
 2022: Senior - Notre Dame
 2023: 5th Year - Notre Dame
 2024: 6th Year - UCF

5TH YEAR (2023, AT NOTRE DAME)

• Played in 17 games and made 14 starts on the year
 Finished with 10 RBI, 7 hits, 7 runs, 2 2B, 1 HR, 6 BB, 2 SB and slashed .146/.250/.250
 Posted one multiple-hit outing and a pair of multi-RBI games
 Went 2-for-3 vs. Valpo a homer, 2 runs scored and 4 RBI

SENIOR (2022, AT NOTRE DAME)

• Played in 45 games and made 38 starts on the season
 • Finished with 34 runs, 45 hits, 12 2B, 13 HR, 38 RBI, 7 SB and slashed .294/.381/.627
 • Led the team in home runs and slugging percentage and was third on the squad in doubles
 • Set career highs across the board in hits, runs, doubles, home runs, RBI, batting average, on-base percentage and slugging percentage
 • Was one of three Irish players to hit double-digit home runs this season as they set the program record for home runs in a single season with 79
 • Hit one of four home runs in the 8-6 win over #1 Tennessee in the Super Regionals. It was the most home runs Tennessee had allowed in a single game all season (6/10/22)
 • Hit the game-tying home run in the 6-4 win over #22 Georgia Southern in the Statesboro Regional (6/4/22)
 • Tallied his first career multi-home run game and tied a career high with 4 RBI in the 13-12 comeback win over Wake Forest to sweep the series (4/24/22)
 • Set a career high with 4 hits against #1 Tennessee (6/11/22)
 • Tied a career high with 3 runs against Northwestern (5/17/22)
 • Tied a career high with 4 RBI against Boston College (5/1/22)

JUNIOR (2021, AT NOTRE DAME)

• Played 20 games and made 11 starts on the season
 • Finished with 4 runs, 7 hits, 5 SB and slashed .189/.333/.216
 • Currently playing summer ball with the Valley City Owls in the Coastal Plain League

SOPHOMORE (2020, AT NOTRE DAME) {*SEASON CUT SHORT DUE TO COVID-19}

• Played in seven games and made five starts during the abbreviated season
 • Finished the year with a .238 average, three runs, five hits, two home runs and five RBI
 • Tied for second on the team with two home runs on the season
 • Opened the scoring with a two-run home run in the first inning of Notre Dame's 11-8 eight win over North Carolina to clinch the series

FRESHMAN (2019, AT NOTRE DAME)

• Played in 44 games and made 30 starts in his freshman season for the Irish
 • Had four multi-hit games over the course of the season including a career high three hits against Virginia (4/6-1)
 • Tallied a career-high four RBI in the home win over Northwestern (4/16)
 • Scored a career-high three runs in the road win over Northwestern (5/14)
 • Had his first career home run in the series opener against No. 21 North Carolina (4/12)
 • Played summer ball with the Upper Valley Nighthawks in the New England Collegiate Baseball League

HIGH SCHOOL

• Prepped at Seton Hall Prep in West Orange, N.J.
 • Hit .364 his senior season
 • Helped Seton Hall Prep to the regular season SEC title and a 24-5 record during his senior year
 • Won the Coaches Award for representation of the team by word and example
 • Competed for the New Jersey 9ers in high school and received 2018 Perfect Game All-American Honorable Mention and 2018 Perfect Game First Team All-Region honors (Northeast)

PERSONAL

• Graduated from Seton Hall Preparatory School in 2018
 • Birthday is Aug. 27
 • Son of Pablo and Michele Zyska
 • Has two siblings, Lucas and Lauren
 • Involved in Knights of Setonia and the Wounded Warrior Project at Seton Hall Prep. Also elected as a peer leader at Seton Hall, where he mentored 19 freshmen each day



Career Stats

Year	avg	gp-gs	ab	r	h	2b	3b	hr	rbi	tb	slq%	bb	hbp	so	qdp	ob%	sf	sh	sb-att	po	a	e	fld%
2019*	.211	44-30	114	15	24	6	1	2	21	38	.333	12	1	26	2	.285	3	3	2-3	38	0	3	.927
2020*	.238	7-5	21	3	5	1	0	2	5	12	.571	1	1	1	0	.304	0	0	0-0	4	0	0	1.000
2021*	.189	20-11	37	4	7	1	0	0	0	8	.216	8	0	14	0	.333	0	1	5-5	17	1	1	.947
2022*	.294	45-38	153	34	45	12	0	13	38	96	.627	19	3	44	2	.381	1	0	7-8	29	0	0	1.000
2023*	.146	17-14	48	7	7	2	0	1	10	12	.250	6	1	20	0	.250	1	0	2-2	12	0	0	1.000
All*	.236	133-98	373	63	88	22	1	18	74	166	.445	46	6	105	4	.326	5	4	16-18	100	1	4	.962

* Statistics from prior team/school

TYLER NESBITT #14

RHP | R/R | R.Jr. | 6-3 | 200 | LaBelle, Fla. | LaBelle HS | Florida

CAREER HONORS


- 2020 Freshman All-American (Collegiate Baseball)

SOCIAL MEDIA

- @tylernesbitt8
- @tylernesbitt8

COLLEGE PATH

- 2020: Freshman - Florida
- 2021: COVID Freshman - Florida
- 2022: RS Freshman - Florida
- 2023: RS Sophomore - Florida
- 2024: RS Junior - UCF



REDSHIRT SOPHOMORE (2023, AT FLORIDA)

- Pitched in 11 games while making three starts as a redshirt sophomore
- Went 1-0 with a stellar 2.96 ERA and .273 batting average against
- Struck out 21 batters while issuing 10 walks in 24 1/3 innings
- Set season highs with five shutout innings and six strikeouts to earn the win vs. Florida Atlantic on March 8
- Tossed 3 2/3 scoreless frames of relief on three hits and three strikeouts against Auburn on March 31
- Produced two innings with one run allowed (zero earned) on one hit and one walk while fanning two vs. Vanderbilt at the SEC Tournament on May 27
- Allowed one run over three innings of work, surrendering five hits and two walks while striking out four vs. LSU in the College World Series Finals on June 26

REDSHIRT FRESHMAN (2022, AT FLORIDA)

- Made 20 appearances including two starts on the mound
- Pitched to a 2-3 record and 4.59 ERA while totaling 33 1/3 innings
- Held opposing hitters to a .230 batting average
- Struck out 29 batters and walked 14 while allowing just 29 hits
- Made a 728-day return from Tommy John surgery vs. Jacksonville on March 8, throwing two scoreless innings while fanning three batters
- Did not allow a run across his first 17 1/3 career innings (5 2/3 this season) spanning nine appearances
- Pitched one scoreless inning of relief with two strikeouts vs. Florida A&M on April 5
- Tossed 1 1/3 shutout innings of relief with two strikeouts vs. No. 2 Arkansas on April 7
- Threw two scoreless innings of relief vs. South Florida on May 3
- Threw a season-high four scoreless innings in a start while earning the win vs. Bethune-Cookman on May 10
- Struck out five batters across 3 1/3 scoreless innings with just one hit allowed vs. No. 20 Florida State on May 17
- 2022 SEC Academic Honor Roll

COVID FRESHMAN (2021, AT FLORIDA)

- Did not pitch after undergoing season-ending surgery at the onset of the season
- 2021 SEC Academic Honor Roll

FRESHMAN (2020, AT FLORIDA) {*SEASON CUT SHORT DUE TO COVID-19}

- 2020 Freshman All-American (Collegiate Baseball)
- Made five appearances, including a start against Florida A&M (March 4)
- Finished 1-0 with a 0.00 ERA across 11.2 innings, helping Florida's bullpen to a 1.76 ERA, and a 2.41 team ERA -- which ranked 16th nationally
- Posted 17 strikeouts and only issued three walks and allowed just seven hits
- Allowed just one hit and posted eight strikeouts in four scoreless innings against Florida A&M
- Threw three scoreless innings and allowed just two hits, while striking out four in a relief appearance against Florida State

HIGH SCHOOL

- Prepped at LaBelle High School in LaBelle, Fla.
- Florida Region All-High School Senior First Team (Perfect Game)
- 2019 Fort Myers News-Press All-Area First Team as a senior
- Threw four no-hitters and struck out 92 batters over 50 innings in high school
- Went 8-1 with a 1.26 ERA
- Selected to play in the 2019 FACA All-Star Classic at Tigertown in Lakeland
- Earned Second Team Senior Preseason All-America (Perfect Game) honors
- Named the Most Valuable Pitcher at the 2018 Perfect Game World Wood Bat Association World Championship in Jupiter

PERSONAL

- Graduated from LaBelle HS in 2019
- Birthday is July 11
- Son of Bret and Shelley Nesbitt
- Has one sibling, Weston Nesbitt
- A 2023 graduate from the University of Florida
- Enjoys fishing
- Favorite MLB team is the Tampa Bay Rays
- Favorite food is steak
- Choose UCF because he believes in what they are trying to accomplish here and wanted to be a part of this team
- Working on obtaining a Masters Certificate in Public Administration at UCF

Career Stats

Year	era	w-l	app	qs	cq	sho	sv	ip	h	r	er	bb	so	2b	3b	hr	bf	bavq	wp	hbp	bk	sfa	sha
2020*	0.00	1-0	5	1	0	0/0	0	11.2	7	0	0	3	17	1	0	0	47	.167	1	1	0	0	1
2022*	4.59	2-3	20	2	0	0/0	0	33.1	29	17	17	14	29	3	0	6	143	.230	2	1	1	1	1
2023*	2.96	1-0	11	3	0	0/1	0	24.1	27	17	8	10	21	6	0	2	118	.273	3	6	0	1	2
TOTAL*	3.25	4-3	36	6	0	0/1	0	69.1	63	34	25	27	67	10	0	8	308	.236	6	8	1	2	4

* Statistics from prior team/school



ZACK BENNETT #15

RHP | R/R | RSo. | 6-5 | 225 | Port Orange, Fla. | Spruce Creek HS

SOCIAL MEDIA

@zack.bennett15
 @ZackBennett235

COLLEGE PATH

2021: Freshman - UCF
 2022: Sophomore - UCF
 2023: RS Sophomore - UCF
 2024: RS Sophomore - UCF

REDSHIRT SOPHOMORE (2023)

- Did not see any action during the season due to injury.

SOPHOMORE (2022)

- Did not see any action during the season due to injury.

SOPHOMORE (2021)

- 2-2, 1 SV, 22 App, 5.45 ERA, 36.1 IP, 37 H, 32 R, 22 ER, 18 BB, 40 K
- Made 22 appearances, second most of UCF freshman
- Collected 40 strikeouts compared to allowing 37 hits
- Struck out a season-high six batters in a 20-10 victory over Cincinnati (4/10)

HIGH SCHOOL

- Four-year letterwinner at Spruce Creek High School
- Struck out five batters in 3.0 innings in his lone appearance during his senior season in 2020 (season shortened due to COVID-19 outbreak)
- Named to 2019 First Team All-Area by The News-Journal and named Team Pitcher of the Year by his teammates.
- As a junior in 2019 issued just two walks in 46 innings, compared to 58 strikeouts, and went 7-2 with a 1.06 ERA on the year.

PERSONAL

- Graduated from Spruce Creek HS in 2020
- Birthday is Oct. 10
- Son of Glen and Justine Bennett
- Has one brother, Christian
- Plans to major in Education
- Born October 10, 2001 in Daytona Beach, Fla.

SINGLE-GAME HIGHS [all-time ranking]:

Innings pitched: 3.0, Stetson, Feb 23, 2021; at Ole Miss, Feb 27, 2021; vs South Florida, May 30, 2021
 Walks allowed: 4, at Cincinnati, 04/10/21
 Strikeouts: 6, at Cincinnati, 04/10/21
 Batters faced: 13, at Florida Atlantic, Feb 20, 2021
 Field chances: 1, 4 times
 Putouts: 1, at East Carolina, Apr 23, 2021
 Assists: 1, Jacksonville, Mar 21, 2021; Wichita State, May 07, 2021
 Runners CS: 1. Wichita State. May 09, 2021



Career Stats

Year	era	w-l	app	gs	cq	sho	sv	ip	h	r	er	bb	so	2b	3b	hr	bf	bavg	wp	hbp	bk	sfa	s
2021	5.45	2-2	22	0	0	0/1	1	36.1	37	32	22	18	40	5	0	5	176	.248	2	8	0	1	
TOTAL	5.45	2-2	22	0	0	0/1	1	36.1	37	32	22	18	40	5	0	5	176	.248	2	8	0	1	

DOM STAGLIANO #16

RHP | R/R | Jr. | 6-2 | 185 | Boynton Beach, Fla. | Palm Beach Gardens HS | Stetson

CAREER HONORS

- 2022 Freshman All-American (Collegiate Baseball)

SOCIAL MEDIA

- @domstags
- @Domstags

COLLEGE PATH

- 2022: Freshman - Stetson
- 2023: Sophomore - UCF
- 2024: Junior - UCF



SOPHOMORE (2023)

- 4-5, 19 APP, 8 GS, 6.54 ERA, 64.2 ERA, 79 H, 54 R, 47 ER, 17 BB, 70 K
- Tied career-long 7.0 IP against No. 21 Florida State, allowing only 5 hits and 2 earned runs (3/14)
- Threw a career-high 9 strikeouts in 4.1 innings against Memphis (4/16) and matched that mark against Wichita State (5/19)
- Had seven games recording 5+ strikeouts, four with 7+
- Named AAC Pitcher of the Week (2/21) after allowing just three hits and no runs while striking out 7 over 5.0 innings in an 11-1 victory

FRESHMAN (2022, AT STETSON)

- Was named to the ASUN All-Freshman team as well as to the Collegiate Baseball Freshman All-America team
- Ranked second on the team with 18 total appearances, including three starts in Stetson victories
- Worked a combined 18.2 innings in those three outings, allowing five earned runs
- Earned wins in relief against Bethune-Cookman on April 12 and at Kennesaw State on May 14
- Had a season-high seven strikeouts in 4 shutout innings of relief against Bethune-Cookman on March 30
- Earned a save in his first collegiate appearance, against Manhattan on February 20, and another with three no-hit innings against Florida State on May 3
- Would have ranked sixth in the ASUN in ERA if he had worked enough innings to qualify, missing that mark by just 1.1 innings
- Threw 7.0 strong innings in his final appearance of the year, holding Jacksonville to two runs on five hits on May 19

HIGH SCHOOL

- Spent two years at Olympic Heights High in Boca Raton, Fla. before moving to Palm Beach Gardens High
- Played for coach Joe Russo at Palm Beach Gardens
- Was a 2021 first team All-American by Perfect Game Pitched in 18 games with 13 starts over two seasons at Olympic Heights, posting a 2.27 ERA over 77.0 innings of work
- Threw a no-hitter in battle of unbeaten teams against Martin County on March 10, 2021
- Was a two-time HSNB first team All-District selection
- Was named All-County by both the South Florida Sun-Sentinel and the Palm Beach Post
- Had a 6-6 record with four complete games and a shutout
- Recorded 78 strikeouts with just 20 walks
- Pitched in 17 games, making 14 starts, over his two seasons at Palm Beach Gardens High
- Posted a 10-5 record with one save
- Had a 1.71 ERA over two seasons, recording 114 strikeouts in 82.0 innings of work with just 24 walks
- Was credited with working five complete games, including three shutouts
- Played summer ball for coach Johnny Goodrich with the Orlando Scorpions Founders Club team
- Was an honor roll student

PERSONAL

- Full name is Ilario Dominic Stagliano
- Born on November 1, 2002, in Boynton Beach, Fla.
- Is the son of Peter and Teri Stagliano
- Has one sister, Alex
- Plans to major in business administration

SINGLE-GAME HIGHS [all-time ranking]:

- Innings pitched: 7.0, Florida State, Mar 14, 2023
- Walks allowed: 3, Memphis, Apr 16, 2023
- Strikeouts: 9, Memphis, Apr 16, 2023; Wichita State, May 19, 2023
- Batters faced: 27, Florida State, Mar 14, 2023
- Field chances: 3, at East Carolina, Apr 07, 2023
- Putouts: 1, 4 times
- Assists: 3, at East Carolina, Apr 07, 2023
- Runners CS: 1, Memphis, Apr 16, 2023

Career Stats

Year	era	w-l	app	qs	cq	sho	sv	ip	h	r	er	bb	so	2b	3b	hr	bf	bavq	wp	hbp	bk	sfa	sha
2022*	3.21	5-0	18	3	0	0/0	2	53.1	49	21	19	12	55	11	2	2	222	.240	3	3	0	1	2
2023	6.54	4-5	19	8	0	0/0	0	64.2	79	54	47	17	70	17	1	8	297	.294	5	6	0	1	4
TOTAL	5.03	9-5	37	11	0	0/0	2	118.0	128	75	66	29	125	28	3	10	519	.271	8	9	0	2	6

* Statistics from prior team/school



WILEY HARTLEY #17

RHP | R/R | R/Jr. | 6-3 | 200 | Atlanta, Ga. | North Atlanta HS | Campbell

SOCIAL MEDIA

📷 @wileyhartley
 🐦 @_wileyhartley

COLLEGE PATH

2021: Freshman - Campbell
2022: RS Freshman - Campbell
2023: RS Sophomore - Campbell
2024: RS Junior - UCF

REDSHIRT SOPHOMORE (2023, AT CAMPBELL)

- Posted a 4.20 ERA with 16 strikeouts across 4 innings of work
- Did not factor into a decision
- Made his Campbell baseball debut on 3/6 at Tulane after two redshirt seasons
- Turned in his best outing with 3.0 perfect innings against Gardner-Webb on 5/14
- Struck out a season-high 3 over 2.0 innings against USC Upstate at the Big South Tournament on 5/26
- Pitched 2.0 scoreless innings against NC State at the Columbia Regional on 6/4

REDSHIRT FRESHMAN (2022, AT CAMPBELL)

- Did not play baseball during the 2022 campaign
- Played football at Campbell in the fall of 2021 and the fall of 2020
- Played quarterback on the football team at Campbell and earned Big South Offensive Player of the Week honors after throwing six touchdowns and 342 yards in a win over Presbyterian in 2021
- Earned honorable mention Stats Perform FCS Offensive Player of the Week and honorable mention CFPA FCS Offensive Player of the Week honors following the performance.
- Made five starts and played in six total games at QB in 2021.
- Threw 15 touchdowns and passed for 1,718 yards on the football field during his time at Campbell.

FRESHMAN (2021, AT CAMPBELL)

- Did not play baseball during the 2021 season
- On the football field in the fall of 2020 he completed 3-of-5 passes for 116 yards and a touchdown against Appalachian State and Wake Forest
- Completed his first career throw at App State, going for an 87 yard touchdown
- Completed 2-of-4 passes for 29 yards at Wake Forest

HIGH SCHOOL

- Prepped at North Atlanta High School in Atlanta, Ga.
- Coached by Ricky Plante at NAHS
- Also a two-time All-Region quarterback on the football field
- Earned First Team All-Region honors as a senior and honorable mention All-State accolades
- Tabbed the MVP of the 2018 Georgia Junior Elite Classic

PERSONAL

- Graduated from North Atlanta HS in 2020
- Birthday is Aug. 7
- Son of David and Kitty Hartley
- Has one sibling, Hallie Hartley
- Favorite MLB team is the Atlanta Braves
- Favorite food is salmon
- Favorite movie is Gladiator
- A member of the Student-Athlete Leadership Team
- Plans to major in General Studies at UCF



Career Stats

Year	era	w-l	app	qs	cq	sho	sv	ip	h	r	er	bb	so	2b	3b	hr	bf	bavq	wp	hbp	bk	sfa	sha
2023*	4.20	0-0	11	0	0	0/0	0	15.0	11	7	7	8	16	3	0	1	62	.212	1	1	1	0	1
TOTAL*	4.20	0-0	11	0	0	0/0	0	15.0	11	7	7	8	16	3	0	1	62	.212	1	1	1	0	1

* Statistics from prior team/school



JAXON GOLDBERG #18

INF | S/R | Fr. | 6-0 | 188 | Overland Park, Kan. | Blue Valley North HS

SOCIAL MEDIA

@jaxon_goldberg
 @JaxonGoldberg

COLLEGE PATH

2024: Freshman - UCF

HIGH SCHOOL

- Prepped at Blue Valley North High School in Overland Park, Kan.
- Helped his high school team to a state runner-up finish
- Also lettered in basketball and football in high school
- Earned 6A offensive finalist and All-State honors in football
- Tabbed second team All-State in basketball
- Played club ball for Building Champions

PERSONAL

- Graduated from Blue Valley North HS in 2023
- Birthday is June 26
- Son of Lonnie and Blythe Goldberg
- Has one sibling, Jaden Goldberg
- His father, Lonnie Goldberg, played baseball at George Mason and also played in the minor leagues as well as professionally in Taiwan
- His dad is the Vice President of Player Personnel for a Kansas City Royals and a former MLB Scout
- Was born in Canada and holds dual citizenship
- Enjoys hanging out with his friends, family and his dogs
- Favorite food is fried rice from Kyoto
- Favorite show is Impractical Jokers
- Favorite MLB team is the Kansas City Royals
- Plans to major in finance at UCF

Career Stats

* Entering freshman season



JOSH FERNALD #19

RHP | R/R | Fr. | 6-2 | 200 | Live Oak, Fla. | Columbia HS

SOCIAL MEDIA

@Joshfernald23
 @Joshfernald

COLLEGE PATH

2024: Freshman - UCF

HIGH SCHOOL

- Prepped at Columbia High School in Lake City, Fla.
- Tabbed the Player of the Year by both the Gainesville Sun and the Lake City Reporter
- Two-time All-Area honoree
- 5A Florida Baseball Player of the Year runner-up
- Went 9-0 with a 0.56 ERA, 86 strikeouts while limiting opponents to a .117 opposing batting average over 50 innings of work during his senior year
- Helped his high school team to a pair of FHSAA State Final Four appearances (2022, 2023)
- Also helped his squad win the Perfect Game WWBA, Perfect Game National WWBA Jupiter, BCS and World Series championships
- Played club/travel ball for 5 Star National

PERSONAL

- Graduated with high honors from Columbia HS in 2023
- Birthday is March 12
- Son of Brandon and Leigh Fernald
- Has two siblings, Mallory and Brooke
- His grandfather, David Fernald, played college baseball as he pitched for Florida State
- Enjoys hunting and fishing
- Favorite MLB team is the Atlanta Braves
- Favorite food is steak
- Favorite movie is Top Gun
- Plans to major in Business Management at UCF



Career Stats

* Entering freshman season

NAJER VICTOR #21

RHP | R/R | Sr. | 6-1 | 195 | St. Thomas, U.S. Virgin Islands | East Ridge HS | FGCU

SOCIAL MEDIA

@najer_victor
@NajerVictor21

COLLEGE PATH

2021: Freshman - FGCU
2022: Sophomore - FGCU
2023: Junior - UCF
2024: Senior - UCF



JUNIOR (2023)

- 3-1, 23 APP, 1 GS, 2.88 ERA, 34.1 IP, 27 H, 15 R, 11 ER, 13 BB, 50 K, .218 B/AVG
- Led the team with a 2.88 ERA and limited opposing batters to just a .218 average
- Struck out 50 batters while walking just 13 over 34.1 innings of work
- Had three perfect 2-inning appearances during the season at South Florida (April 21 & 23) and at Tulane (May 5)
- Got the start in Knights' combined one-hit shutout at Bethune-Cookman (Feb. 28), allowing no hits and striking out five
- Tossed 14 no-hit innings over seven appearances, including his start at Bethune-Cookman
- Struck out a season-high 6 batters in 2.0 perfect innings of relief at South Florida (April 21)

SOPHOMORE (2022, AT FGCU)

- 4-0, 10 APP, 8 GS, 2.89 ERA, 37.1 IP, 26 H, 17 R, 12 ER, 15 BB, 44 K, .198 B/AVG
- ASUN Pitcher of the Week (2/21/22)
- Sunday starter for the Eagles, making 8 starts before injury shut him down for six weeks
- Went 4-0 with 2.89 ERA and 44 strikeouts in 37.1 innings pitched
- Threw 5.2 innings with a career-high 10 strikeouts against Cincinnati (Feb. 19) to earn the win
- Pitched 6.0 perfect innings against Seton Hall (March 6) with six strikeouts, picking up the win
- Earned the win against Stetson (March 20) with 5.0 innings of one-run ball while striking out six
- Struck out seven in 5.2 innings while allowing just one earned run against Jacksonville (March 27) to earn the win
- Struck out two in a scoreless inning against Lipscomb (May 25) in the ASUN Tournament

FRESHMAN (2021, AT FGCU)

- Appeared in 15 games, making one start on the mound
- Finished the season with a 7.78 ERA and 25 strikeouts in 19.1 innings pitched
- Earned the save against Kansas (Feb. 27) by throwing a scoreless inning with two strikeouts
- Struck out a season-high three batters in 1.2 scoreless innings against South Florida (March 14)

HIGH SCHOOL

- Played under coach Brett Simmermacher at East Ridge High School in Clermont, Fla.
- District 8A Player of the Year (2019)
- Earned his high school's most improved award in 2017
- Also played with Eric Lassiter's Power Baseball travel team

PERSONAL

- Birthday is Nov. 28
- His guardian is Dwayne Maduro
- Has five siblings: Jahmir, Janiya, Quadir and Shucreah Victor, as well as Jaden Emmanuel
- Favorite sports moment was making a two-out, diving catch with the bases loaded

SINGLE-GAME HIGHS [all-time ranking]:

Innings pitched: 3.0, at Bethune-Cookman, Feb 28, 2023; Troy, Mar 12, 2023
Walks allowed: 3, at Florida Atlantic, Mar 28, 2023
Strikeouts: 6, at South Florida, Apr 21, 2023
Batters faced: 12, Wichita State, May 18, 2023
Field chances: 3, Wichita State, May 18, 2023
Assists: 3, Wichita State, May 18, 2023
Runners CS: 1, Troy, Mar 12, 2023; at Cincinnati, May 12, 2023; vs East Carolina, May 26, 2023

Career Stats

Year	era	w-l	app	gs	cq	sho	sv	ip	h	r	er	bb	so	2b	3b	hr	bf	bavg	wp	hbp	bk	sfa	sha
2021*	7.78	0-0	15	1	0	0/0	1	19.2	32	23	17	16	25	3	0	0	104	.376	5	0	0	2	1
2022*	2.89	4-0	10	8	0	0/0	0	37.1	26	17	12	15	44	3	0	5	150	.198	3	1	1	1	2
2023	2.88	3-1	23	1	0	0/1	1	34.1	27	15	11	13	50	9	2	3	138	.218	5	0	1	1	0
TOTAL	3.94	7-1	48	10	0	0/1	2	91.1	85	55	40	44	119	15	2	8	392	.250	13	1	2	4	3

* Statistics from prior team/school



COLE RUSSO #22

INF | L/R | Jr. | 6-2 | 210 | Tampa, Fla. | Tampa Jesuit HS

SOCIAL MEDIA

@cole.russo22
 @ColeRusso22

COLLEGE PATH

2022: Freshman - UCF
 2023: Sophomore - UCF
 2024: Junior - UCF

SOPHOMORE (2023)

- 40 GP, 31 GS, .253/.385/.394, 25 H, 15 R, 14 RBI, 6 2B, 1 3B, 2 HR, 16 BB
- Posted four multi-hit games and two multi-RBI contests
- Homered in Knights' 8-home run game against North Florida, the program single-game home run record (5/2)
- Notched first career triple and doubled in three-hit game against Memphis (4/14)
- Went 3-4 and drove in 5 runs with a home run, double, two runs against Bethune-Cookman (5/16)
- Drew a team-high 3 walks at Clemson (2/25)
- Started over 75% of his games played as a sophomore

FRESHMAN (2022)

- 40 GP, 22 GS, .228/.258/.337, 13 RBI, 4 2B, 2 HR, 21 H, 3 BB, 0 SB
- Recorded four multi-hit games and three multi-RBI outings
- Had 3 RBI against Bethune-Cookman on 5/17/2022
- Went 2-3 with 2 RBI and a run scored in his collegiate debut against Siena on 2/18/2022
- Belted out a homer and drove home 3 runs in a 10-2 win over Bethune-Cookman on 5/17/2022

HIGH SCHOOL

- Prepped at Tampa Jesuit High School
- In his Senior year Cole was named to the FACA all star game
- Named First team All-Conference and 2nd team All-State
- Awarded Rookie of the Year in his Sophomore year of High School
- 2019 5A state champion

PERSONAL

- Birthday is July 22
- Favorite baseball memory was hitting a walkoff in the Regional semifinals to send his team to the championship game
- Baseball is in Cole's blood. His dad, cousin, and uncle all played professional baseball
- Favorite baseball movie is The Sandlot
- Is currently majoring in Communications

SINGLE-GAME HIGHS [all-time ranking]:

Hits: 3, Memphis, Apr 14, 2023; Bethune-Cookman, May 16, 2023
 Doubles: 1, 10 times
 Triples: 1 [t-3rd], Memphis, Apr 14, 2023
 Home runs: 1, 4 times
 Total bases: 7, Bethune-Cookman, May 16, 2023
 RBI: 5, Bethune-Cookman, May 16, 2023
 Runs scored: 2, 4 times
 Walks: 3 [t-10th], at Clemson, Feb 25, 2023
 Hit by pitch: 1, 7 times
 Struck out: 3, 5 times
 Sac flies: 1, Siena, Feb 18, 2022; Bethune-Cookman, May 16, 2023
 Sac bunts: 1, at Miami, May 11, 2022; at Houston, May 15, 2022
 At bats: 5, 5 times
 Caught stealing: 1 [t-9th], North Florida, May 02, 2023
 Field chances: 17, Cincinnati, May 19, 2022
 Putouts: 15, Siena, Feb 18, 2023; Cincinnati, May 19, 2022
 Assists: 5, Bethune-Cookman, May 16, 2023
 Runners CS: 1, 4 times



Career Stats

Year	avq	gp-gs	ab	r	h	2b	3b	hr	rbi	tb	slq%	bb	hbp	so	qdp	ob%	sf	sh	sb-att	po	a	e	fld%
2022	.228	40-22	92	7	21	4	0	2	13	31	.337	3	1	35	0	.258	1	2	0-0	142	7	3	.980
2023	.253	40-31	99	15	25	6	1	2	14	39	.394	16	6	30	4	.385	1	0	0-1	91	53	3	.980
TOTAL	.241	80-53	191	22	46	10	1	4	27	70	.366	19	7	65	4	.329	2	2	0-1	233	60	6	.980

SPENCER BAUER #23

RHP | R/R | R Sr. | 6-2 | 235 | Manasquan, N.J. | Manasquan HS | Elon

SOCIAL MEDIA

@spencerbauer44
@spencerbauer44

COLLEGE PATH

2020: Freshman - Elon
2021: Sophomore - Elon
2022: Junior - Elon
2023: Senior - Elon
2024: 5th Year - UCF



SENIOR (2023, AT ELON)

- Went 3-0 with a career-low 3.48 ERA over 16 appearances and 31.0 innings of work
- Struck out 30 batters and walked just 13 while limiting opposing batters to a .227 batting average
- Went a season-long 4.0 innings and struck out four and surrendered just one hit and one unearned run against Northeastern on March 10
- Recorded seven scoreless outings on the season

JUNIOR (2022, AT ELON)

- Logged a 4.05 ERA and a 1.50 WHIP in 6 2/3 innings over five appearances (one start)
- Pitched a scoreless inning of relief in his season debut on April 1 at James Madison
- Went a season-high two innings in his lone start on April 8 at Northeastern
- Struck out five in 3 2/3 scoreless innings over his last three appearances

SOPHOMORE (2021, AT ELON)

- Went 2-2 with a 5.68 ERA through nine appearances and eight starts
- Allowed 22 runs (20 earned) on 36 hits and 13 walks while striking out 31 in 31.2 innings pitched
- Earned his first win of the season at home against No. 8 East Carolina on March 27 as he limited the Pirates to one run on four hits and a season-high eight strikeouts over 5.0 innings to improve to 1-1 on the season
- In a no-decision at UNCW on April 3, he held the Seahawks to two runs on six hits and one walk, adding seven strikeouts in a 7.0-inning start
- Got the win in an April 10 win over William & Mary. He allowed six runs on as many hits with five walks and five punch outs in a 5.1-inning start

FRESHMAN (2020, AT ELON)

- Started off the season as the Saturday starter in Elon's weekend rotation
- Went 1-1 with a 4.61 ERA across three starts
- He totaled 17 strikeouts in 13.2 innings and allowed seven runs on nine hits and 11 walks
- Opposing batters hit .200 against him
- Made his collegiate debut in Game Two against Delaware State, picking up a no decision as he held the guests to one run on three hits and five walks
- He struck out a season-high eight batters in 4.2 innings of work
- Picked up his first career victory with a six-inning start vs. UMass Lowell in which he surrendered one run on two hits and three walks while collecting six strikeouts

HIGH SCHOOL

- Prepped at Manasquan High School in Manasquan, N.J. and Christian Brothers Academy in Lincroft, N.J.
- A Two-time Preseason Underclass All-American
- Tabbed second team All-Shore
- Threw a no-hitter in high school
- Helped Christian Brothers Academy win a conference title
- Played club ball for Sportika Gallagher
- Named the Diamond Nation Tournament MVP and was a five-time Perfect Game All-Tournament Team honoree

PERSONAL

- Graduated from Manasquan HS in 2019
- Birthday is Sept. 18
- Son of Tom and Jackie Bauer
- Has three siblings, Shannon, Austin and Ian
- His mom swam at Florida State
- Enjoys playing golf
- Favorite food is pork roll egg and cheese
- Favorite show is Entourage
- Is working on obtaining a Graduate Certificate in Public Administration at UCF
- Chose UCF because it was a great fit both on the field and in the classroom

Career Stats

Year	era	w-l	app	gs	cg	sho	sv	ip	h	r	er	bb	so	2b	3b	hr	bf	bavg	wp	hbp	bk	sfa	sha
2020*	4.61	1-1	3	3	0	0/0	0	13.2	9	7	7	11	17	2	0	1	59	.200	1	2	1	0	1
2021*	5.68	2-2	9	8	0	0/0	0	31.2	36	22	20	13	31	12	1	3	142	.286	3	2	0	0	1
2022*	4.05	0-0	5	1	0	0/0	0	6.2	5	3	3	5	7	3	0	0	28	.227	1	1	0	0	0
2023*	3.48	3-0	16	0	0	0/0	0	31.0	27	17	12	13	30	7	0	5	142	.227	2	6	1	4	0
TOTAL*	4.55	6-3	33	12	0	0/0	0	83.0	77	49	42	42	85	24	1	9	371	.247	7	11	2	4	2

* Statistics from prior team/school



BRADEN CALISE #24

INF | R/R | RSo. | 6-0 | 185 | Fort Pierce, Fla. | John Carroll Catholic HS | Louisville

SOCIAL MEDIA

📷 @Bdotcalise
 🐦 @Bdotcalise

COLLEGE PATH

2022: Freshman - Louisville
 2023: RS Freshman - Louisville
 2024: RS Sophomore - UCF

REDSHIRT FRESHMAN (2023, AT LOUISVILLE)

- Did not make an appearance

FRESHMAN (2022, AT LOUISVILLE)

- Did not make an appearance

HIGH SCHOOL

- Prepped at John Carroll Catholic High School in Fort Pierce, Fla.
- Tabbed the 2021 TC Palm All-Area Player of the Year.
- Named to the TC Palm All-Area Team from 2018-2021.
- Also played football in high school and named a 2020 Class 3A All-State Football First Team Offense honoree.
- Rated the No. 17 shortstop and No. 80 player in Florida by Perfect Game.
- Played club/travel ball for FTB.

PERSONAL

- Graduated from John Carroll Catholic HS in 2021.
- Birthday is Sept. 22.
- Son of Melissa Calise and Larry Lankow.
- Siblings are Bradley, Lyla, Hunter and Landon.
- His mom played softball at Weber University and his dad played baseball at Warner Southern.
- Enjoys fishing playing video games and hanging out with friends.
- Favorite pro sports teams are the LA Lakers, Miami Marlins and Miami Dolphins.
- Favorite food is chicken fettuccine alfredo.
- Favorite TV show is Rick and Morty.
- Chose UCF because it's a beautiful school with a great culture.
- Plans to major in Interdisciplinary Studies at UCF.



Career Stats

* Yet to record any Division I stats

DANNY NERI #25

C | L/R | Sr. | 6-1 | 195 | Macclenny, Fla. | Bishop John J. Snyder HS | Notre Dame

SOCIAL MEDIA

@d_neri39
@DannyNeri39

COLLEGE PATH

2021: Freshman - Notre Dame
2022: Sophomore - Notre Dame
2023: Junior - Notre Dame
2024: Senior - UCF



JUNIOR (2023, AT NOTRE DAME)

- Played in 44 games and made 36 starts for the Irish
- Slashed .208/.327/.360 with 26 hits, 3 2B, 2 3B, 4 HR, 18 RBI, 18 runs, and 1 SB
- Posted an impressive .994 fielding percentage and threw out 9 would-be base stealers
- Recorded four multi-hit games and six multi-RBI outings
- Had a three-hit game at UAB in which he tripled, homered, scored twice and drove in a run (3/5)
- Went 2-for-4 with a home run and three RBI in a win over Saint Joseph's (3/15)
- Also homered and recorded two hits and three RBI in a win over Pitt (4/6)
- Threw out two would-be base stealers vs. Akron (5/12)

SOPHOMORE (2022, AT NOTRE DAME)

- Played in 26 games and made 17 starts on the season
- Finished the year with 10 runs, 17 hits, 3 2B, 2 HR, 11 RBI and slashed .266/.333/.438
- Hit his first career home run in the 8-1 win over Clemson (4/9/22)
- Hit his second home run of the season in the 13-12 comeback win over Wake Forest to sweep the series (4/24/22)
- Tied a career high with 3 hits and 2 runs against Clemson (4/10/22)
- Set a career high with 3 hits and tied a career high with 2 runs against Clemson (4/9/22)
- Set a career high with 2 hits at Elon (3/8/22)
- Set a career high with 3 RBI against Monmouth (2/26/22)

FRESHMAN (2021, AT NOTRE DAME)

- Played in 13 games and made eight starts on the season
- Finished the season with 3 runs, 6 hits and slashed .261/.346/.261
- Recorded his first career hit against Pitt (4/5)
- Made his collegiate debut against Wake Forest (2/27)
- Played summer ball with the Bethesda Big Train in the Cal Ripken Collegiate Baseball League

HIGH SCHOOL

- Prepped at Bishop John J. Snyder High School
- 2018 and 2019 Under Armour/Perfect Game Preseason All-American
- 2019 All-Coast First Team
- 2019 Perfect Game Junior National Showcase
- 2019 Defensive MVP
- 2020 High school district player of the year
- Participated in the 2019-20 Perfect Game National Showcase
- 2017 and 2018 All-Coast Honorable Mention
- Played club for the Florida Dodgers Scout Team (2016-19) and 5 Star National (2019-20)
- Lettered in baseball and golf for four years each

PERSONAL

- Graduated from Bishop John J. Snyder HS in 2020
- Birthday is Nov. 13
- Son to Chris and Shelly Neri
- Dad played soccer at Florida Southern College
- Has an older brother, Jackson and younger sister, River
- Graduated from Notre Dame in the fall of 2023
- Majoring in anthropology

Career Stats

Year	avg	gp-gs	ab	r	h	2b	3b	hr	rbi	tb	slg%	bb	hbp	so	gdp	ob%	sf	sh	sb-att	po	a	e	fld%
2021*	.261	13-8	23	3	6	0	0	0	1	6	.261	1	2	4	0	.346	0	0	1-1	60	5	0	1.000
2022*	.266	26-17	64	10	17	3	1	2	11	28	.438	5	2	14	0	.333	1	0	1-1	175	29	1	.995
2023*	.208	44-36	125	18	26	3	2	4	18	45	.360	18	4	36	0	.327	0	3	1-1	317	27	2	.994
All*	.231	83-61	212	31	49	6	3	6	30	79	.373	24	8	54	0	.331	1	3	3-3	552	61	3	.995

* Statistics from prior team/school



ANDREW BRAIT #26

INF | R/R | RSr. | 5-8 | 185 | Melbourne, Fla. | Viera HS

SOCIAL MEDIA

@andrewbr8

COLLEGE PATH

2020: Freshman - UCF
 2021: RS Freshman - UCF
 2022: RS Sophomore - UCF
 2023: RS Junior - UCF
 2024: RS Senior - UCF

REDSHIRT JUNIOR (2023)

- 59 GP, 59 GS, .286/.384/.414, 65 H, 44 R, 38 RBI, 14 2B, 3 3B, 3 HR, 30 BB, 6 SB
- Led the team with 3 triples
- Recorded 19 multi-hit games, four with 3 or more hits
- Had a team-leading three games with 4 RBI
- Went 4-5 with 2 runs, 2 doubles and an RBI at Clemson (3/25)
- First career home run was a go-ahead grand slam against Dartmouth (3/18)

REDSHIRT SOPHOMORE (2022)

- 4 GP, 1 GS, .200/.286/.400, 1 RBI, 1 2B, 0 HR, 1 H, 1 BB
- Missed majority of season due to injury, returned in the final regular season series against Cincinnati (5/19)
- Recorded first hit of season in his first game back, a double against Cincinnati (5/19)
- Hit sacrifice fly for an RBI against Cincinnati (5/20)

REDSHIRT FRESHMAN (2021)

- 37 GP, 36 GS, .256/.273/.357, 12 RBI, 2 2B, 0 HR, 31 H, 15 BB, 2 SB
- Appeared in 37 games, starting 36
- Drove in a season-high two RBI twice, both against Memphis (5/1 and 5/27)
- Recorded three-hit games twice, against South Florida (4/16) and Memphis (5/27)

FRESHMAN (2020)

- 15 GP, 9 GS, .226/.326/.368, 3 RBI, 0 HR, 7 H, 6 BB, 2 SB
- Season cut short due to COVID-19 pandemic
- Appeared in 15 games, starting nine
- Notched first collegiate RBI on Opening Weekend against Siena (2/15)
- Recorded two multi-hit games against CSUN (2/28) and Jacksonville (3/3)

HIGH SCHOOL

- Four-year letter winner at Viera High School
- Appeared in 30 games for Viera his senior season
- Hit a .363 clip with a .508 on base percent for the 2019 season
- Ranked 500 nationally by Perfect Game among 2019 high school seniors
- Earned Viera High School MVP

PERSONAL

- Graduated from Viera High School in 2019
- Birthday is Sept. 9

SINGLE-GAME HIGHS [all-time ranking]:

Hits: 4, at Clemson, Feb 25, 2023
 Doubles: 2, at Clemson, Feb 25, 2023; Maryland, Mar 24, 2023
 Triples: 1 [t-3rd], at Stetson, Apr 11, 2023; Houston, Apr 28, 2023; at Tulane, May 05, 2023
 Home runs: 1, Dartmouth, Mar 18, 2023; Wichita State, May 18, 2023; vs Cincinnati, May 23, 2023
 Total bases: 6, at Clemson, Feb 25, 2023
 RBI: 4, Houston, Apr 28, 2023; Dartmouth, Mar 18, 2023; Wichita State, May 18, 2023
 Runs scored: 3, CSUN, Feb 28, 2020; at Troy, Mar 28, 2021
 Walks: 3 [t-10th], at East Carolina, Apr 25, 2021
 Hit by pitch: 1, 15 times
 Struck out: 3, 4 times
 Sac flies: 1, 8 times
 Sac bunts: 1, 9 times
 At bats: 7 [t-2nd], vs East Carolina, May 26, 2023
 Stolen bases: 1, 10 times
 Caught stealing: 1 [t-9th], Siena, Feb 16, 2020; CSUN, Mar 01, 2020; Stetson, Apr 18, 2023
 Field chances: 7, 4 times
 Putouts: 5, Maryland, Mar 25, 2023
 Assists: 6, Butler, Mar 08, 2020; at Clemson, Feb 24, 2023

Career Stats

Year	avg	gp-gs	ab	r	n	2b	3b	hr	rbi	tb	slg%	bb	nbp	so	qdp	ob%	sf	sh	sb-att	po	a	e	fld%
2020	.226	15-9	31	5	7	0	0	0	3	7	.226	6	1	11	0	.368	0	1	2-4	11	21	1	.970
2021	.256	37-36	121	19	31	2	0	0	12	33	.273	15	5	32	4	.357	2	1	2-2	22	75	11	.898
2022	.200	4-1	5	0	1	1	0	0	1	2	.400	1	0	0	1	.286	1	0	0-0	0	0	0	.000
2023	.286	59-59	227	44	65	14	3	3	38	94	.414	30	9	60	2	.384	5	7	6-7	44	107	10	.938
TOTAL	.271	115-105	384	68	104	17	3	3	54	136	.354	52	15	103	7	.373	8	9	10-13	77	203	22	.927





KYLE ROSSY #27

RHP | R/R | RFr. | 6-2 | 200 | Glen Ellyn, Ill. | Glenbard West HS

SOCIAL MEDIA

[@kylerossy2](#)
[@krossy6](#)

COLLEGE PATH

2023: Freshman - UCF
 2024: RS Freshman - UCF

FRESHMAN (2023)

- Did not see action during the season

HIGH SCHOOL

- Two-sport athlete, two-year letterwinner for baseball and letterwinner for football
- Pitched 26.2 innings with 40 strikeouts and 20 hits as a senior
- Winning pitcher on the regional championship team
- National Honor Society member and high-honor roll student
- Played for Elite Baseball Training with coach Shane Wilson

PERSONAL

- Graduated from Glenbard West High School in 2022
- Son of Susan and Ed Rossy
- Has two brothers, Josh and Michael
- Father played baseball at UConn
- Favorite MLB team is the Boston Red Sox
- Favorite baseball memory is winning a regional championship at home
- Intends to major in Kinesiology

Career Stats

* Yet to record any Division I stats



DYLAN KING #28

C | L/R | Jr. | 6-2 | 200 | Delray Beach, Fla. | American Heritage Delray HS
North Carolina

SOCIAL MEDIA

@dylan.king16
 @dylanking1616

COLLEGE PATH

2022: Freshman - North Carolina
2023: Sophomore - North Carolina
2024: Junior - UCF

SOPHOMORE (2023, AT NORTH CAROLINA)

- Played in 12 games and made one start
- Recorded a slash line of .250/.417/.438
- Two of his three hits were doubles
- Made his first start and recorded his first hit at Coastal Carolina (5/16)
- First collegiate hit was an RBI double
- Had a pinch-hit single at Clemson (5/18)
- Had a two-run double in the NCAA Tournament elimination game against Iowa

FRESHMAN (2022, AT NORTH CAROLINA)

- Did not play in any games

HIGH SCHOOL

- Prepped at American Heritage Schools Delray in Delray Beach, Fla.
- Four-year letterman at American Heritage Delray.
- 2021 Rawlings/Perfect Game Preseason All-Florida Region Second Team
- 2020 and 2019 Rawlings/Perfect Game All-America Underclassman Honorable Mention
- Participated in the 2020 Perfect Game National Showcase
- A two-time All-County performer
- Helped American Heritage win three district titles and one regional championship
- Member of the 2018 WWBA Sophomore World Championship Elite Squad team
- Helped American Heritage to the HSBN
- Played club/travel ball for Elite Squad National

PERSONAL


- Graduated from American Heritage Delray in 2021
- Birthday is July 2
- An honor roll student in high school
- Son of Brad and Erinn King
- Has one sibling, Jaden
- His father, Brad King, also played baseball at UCF from 1994-1996 (C/OF)
- His dad, Brad, was drafted in the 17th Round in 1996 by the Chicago Cubs. He then went on to play 10 years of professional baseball (MiLB and Independent League)
- Enjoys boating and going to the beach
- Favorite pro sports teams are the Chicago Cubs and Chicago Bears
- Favorite food is steak
- Favorite show is The Sopranos
- Plans to major in Communications at UCF



Career Stats

Year	avg	gp-gs	ab	r	h	2b	3b	hr	rbi	tb	slg%	bb	hbp	so	qdp	ob%	sf	sh	sb-att	po	a	e	fld%
2023*	.250	12-1	12	1	3	2	0	0	3	5	.417	3	1	2	0	.438	0	0	0-0	26	1	0	1.000
All*	.250	12-1	12	1	3	2	0	0	3	5	.417	3	1	2	0	.438	0	0	0-0	26	1	0	1.000

* Statistics from prior team/school



ANTHONY CALABRO #29

OF | R/R | RSr. | 6-0 | 190 | Jacksonville, Fla. | Bishop Kenny HS
South Georgia State / West Georgia

CAREER HONORS

- 2023 All-American (ABCA, NCBWA, CCA)
- 2023 First Team All-Region & District

SOCIAL MEDIA

- 📷 @anthonycalabro
- 🐦 @acalabro223

COLLEGE PATH

- 2020:** Freshman - South Georgia State
- 2021:** RS Freshman - South Georgia State
- 2022:** RS Sophomore - West Georgia
- 2023:** RS Junior - West Georgia
- 2024:** RS Senior - UCF

REDSHIRT JUNIOR (2023, AT WEST GEORGIA)

- 2023 All-American (Rawlings/ABCA, NCBWA, CCA)
- 2023 First Team All-Region and All-District performer
- First team all-conference honoree
- Led West Georgia and his conference with a .418 batting average. Also belted out 14 HRs, 10 2Bs, 2 3Bs, 57 RBIs and 65 Runs. Slashed .418/.500/.725
- Played and started all 49 games for the Wolves
- Finished second on the team and fourth in the GSC in home runs with 14, and also led the team and finished eighth in the league in RBIs with 57
- Led the team and ranked third in the conference with a .500 on-base percentage
- Had 22 multi-hit games, including a season-high five hits against Valdosta State on March 12

REDSHIRT SOPHOMORE (2022, AT WEST GEORGIA)

- First team all-conference performer
- Played and started all 44 games for the Wolves
- Led the team in RBIs and stolen bases with 42 and 21, respectively, while ranking second in batting average (.343) and home runs (8)

REDSHIRT FRESHMAN (2021, AT SOUTH GEORGIA STATE)

- Slashed .323/.431/.594 in 2021 with 14 extra-base knocks, 30 RBIs, 22 runs scored and 10 stolen bases
- Played 34 games on the season
- Tallied 14 extra-base hits with 6 2B, 4 3B and 4 HR

FRESHMAN (2020, AT SOUTH GEORGIA STATE)

- Played in 20 games in the 2020 COVID-Shortened season
- Hit .310 with 15 runs scored on 13 hits
- Had an on-base percentage of .375 and a slugging percentage of .429
- Stole 10 bases in 20 games that year

HIGH SCHOOL

- Prepped at Bishop Kenny High School in Jacksonville, Fla.
- A 2019 All-Region selection and a 2019 Offensive MVP
- Played club/travel ball for Chet Lemons Juice

PERSONAL

- Graduated from Bishop Kenny High School in 2019
- A member of the National Honors Society
- Birthday is July 23
- Son of Thomas and Amy Calabro
- Has two siblings, Nikko and Alex
- Favorite pro sports team is the Jacksonville Jaguars
- Favorite food is seafood
- Plans to major in General Studies at UCF

Career Stats

* Yet to record any Division I stats



KYLE KRAMER #30

RHP | R/R | RS.r | 5-11 | 175 | St. Petersburg, Fla. | St. Petersburg HS | Rollins

CAREER HONORS

- 2023 Preseason All-AAC
- 2023 Midseason NCBWA Stopper of the Year

SOCIAL MEDIA

@kkramerkk
@kkramerkk

COLLEGE PATH

- 2019: Freshman - Rollins College
- 2020: Sophomore - Rollins College
- 2021: RS Sophomore - Rollins College
- 2022: RS Junior - UCF
- 2023: RS Senior - UCF
- 2024: 6th Year - UCF

REDSHIRT SENIOR (2023)

- 6-2, 27 APP, 0 GS, 3.96 ERA, 8 SV, 38.2 IP, 27 H, 18 R, 17 ER, 16 BB, 60 K
- Posted 13.97 strikeouts per nine innings
- Led pitching staff with eight saves, tied for sixth in single-season saves in program history
- His eight saves also brought his career total to 14, tied for sixth all-time saves in program history
- Threw 3.2 scoreless innings against East Carolina (May 26), recoring two outs in the eighth inning and extending the game through the 11th

REDSHIRT JUNIOR (2022)

- 1-4, 23 APP, 0 GS, 3.69 ERA, 6 SV, 39.0 IP, 31 H, 17 R, 16 ER, 14 BB, 50 K
- Earned a team-leading 6 saves
- Had a sub-4 point ERA
- Recorded 50 strikeouts during the season
- Threw 4 strikeouts against Houston on 5/28/2022

REDSHIRT SOPHOMORE (2021, AT ROLLINS COLLEGE)

- Led Rollins in appearances with 10, including one start on the mound
- Fired 18.2 innings with an ERA of 3.37 and a WHIP of 1.23
- Totaled 20 strikeouts against seven walks
- Held opponents to a .225 batting average
- Seven appearances without allowing an earned run
- Threw 2.2 innings with seven strikeouts against Florida Southern on March 26
- Matched those seven strikeouts with a similar effort against Nova Southeastern on April 10

REDSHIRT FRESHMAN (2020, AT ROLLINS COLLEGE)

- Appeared in nine games out of the bullpen for the Tars
- Tied for the team lead with two saves
- Totaled 10.2 innings with ten strikeouts and four walks
- Allowed five earned runs for a 4.22 ERA
- Ended the season with four straight scoreless appearances covering four innings with five strikeouts and no walks allowed

FRESHMAN (2019, AT ROLLINS COLLEGE)

- Made 11 appearances on the mound for Rollins
- Posted a 1-2 record
- Tossed 13 innings with 10 strikeouts
- First career win came on February 8th at West Florida

HIGH SCHOOL

- Attended St. Petersburg High School in St. Petersburg, Fla.
- Named All-Conference as a member of the Green Devils
- National Honor Society member
- Member of the Ostingers Baseball Academy

PERSONAL

- Graduated from St. Petersburg HS in 2018
- Birthday is May 24
- Son of Daniel Kramer
- Has one sister, Kayla
- Aspires to be a therapist

SINGLE-GAME HIGHS [all-time ranking]:

Innings pitched: 3.0, at Bethune-Cookman, Feb 28, 2023; Troy, Mar 12, 2023
 Walks allowed: 3, at Florida Atlantic, Mar 28, 2023
 Strikeouts: 6, at South Florida, Apr 21, 2023
 Batters faced: 12, Wichita State, May 18, 2023
 Field chances: 3, Wichita State, May 18, 2023
 Assists: 3, Wichita State, May 18, 2023
 Runners CS: 1, Troy, Mar 12, 2023; at Cincinnati, May 12, 2023; vs East Carolina, May 26, 2023

Career Stats

Year	era	w-l	app	qs	cq	sho	sv	ip	h	r	er	bb	so	2b	3b	hr	bf	bavg	wp	hbp	bk	sfa	sha
2022	3.69	1-4	23	0	0	0/1	6	39.0	31	17	16	14	50	9	0	2	167	.217	3	6	1	2	2
2023	3.96	6-2	27	0	0	0/1	8	38.2	27	18	17	16	60	5	0	5	162	.200	1	7	0	1	3
TOTAL	3.82	7-6	50	0	0	0/2	14	77.2	58	35	33	30	110	14	0	7	329	.209	4	13	1	3	5





DOMINIC CASTELLANO #31

LHP | L/L | Jr. | 5-11 | 175 | Tampa, Fla. | Tampa Jesuit HS

SOCIAL MEDIA

@domcastellano01
@domcastellano01

COLLEGE PATH

2022: Freshman - UCF
2023: Sophomore - UCF
2024: Junior - UCF

SOPHOMORE (2023)

- 1-1, 16 App, 1 GS, 6.48 ERA, 25.0 IP, 31 H, 20 R, 18 ER, 8 BB, 29 K, .316 B/AVG
- Picked up his first collegiate win against Bethune-Cookman (2/28), as he tossed 2.2 scoreless innings in which he gave up just one hit and struck out three
- Went a season-long 3.2 innings in his first collegiate start against Wichita State (5/20) and struck out three
- Recorded five scoreless outings on the year
- Tied a season-high in strikeouts six times with three

FRESHMAN (2022)

- 0-0, 17 App, 0 GS, 8.15 ERA, 17.2 IP, 23 H, 17 R, 16 ER, 9 BB, 19 K
- Averaged more than 1 strikeout per inning pitched
- Threw 3 strikeouts against South Florida on 5/6/2022

HIGH SCHOOL

- Earned 3 years of Varsity letters at Jesuit High School
- Received Cy Young Award during Senior year at Jesuit
- Earned First Team All-Conference during his Senior season
- Recorded a 1.62 ERA to go along with 83 Ks in his final high school season

PERSONAL

- Graduated from Tampa Jesuit HS in 2021
- Birthday is July 11
- Favorite sport outside of baseball is football
- Favorite baseball movie is Major League
- Favorite baseball memory was throwing a no hitter
- Dominic is currently majoring in Finance

SINGLE-GAME HIGHS [all-time ranking]:

Innings pitched: 3.2, Wichita State, May 20, 2023
 Walks allowed: 2, 4 times
 Strikeouts: 3, 8 times
 Batters faced: 18, Georgia Southern, Mar 04, 2023; Wichita State, May 20, 2023
 Field chances: 2, at East Carolina, Apr 06, 2023; North Florida, Mar 11, 2022
 Putouts: 2, North Florida, Mar 11, 2022
 Assists: 1, 5 times
 Runners CS: 1, Dartmouth, Mar 19, 2023; at Cincinnati, May 12, 2023; Wichita State, May 20, 2023

Career Stats

Year	era	w-l	app	gs	cg	sho	sv	ip	h	r	er	bb	so	2b	3b	hr	bf	bavg	wp	hbp	bk	sfa	sha
2022	8.15	0-0	17	0	0	0/0	0	17.2	23	17	16	9	19	4	1	3	88	.311	4	3	0	1	1
2023	6.48	1-1	16	1	0	0/1	0	25.0	31	20	18	8	29	7	1	2	114	.316	3	6	0	1	1
TOTAL	7.17	1-1	33	1	0	0/1	0	42.2	54	37	34	17	48	11	2	5	202	.314	7	9	0	2	2



CARTER WHITE #32

INF | L/R | Fr. | 6-2 | 200 | Naples, Fla. | Saint John Neumann HS

SOCIAL MEDIA

[@carter.wt](#)
[@Carter_White17](#)

COLLEGE PATH

2024: Freshman - UCF

HIGH SCHOOL

- Prepped at St. John Neumann Catholic High School in Naples Fla.
- Two-time Florida Player of the Year finalist and a two-time offensive player of the year
- Posted a .360-plus batting average over his sophomore, junior and senior seasons
- A pair of state appearances
- Helped his team to four consecutive district championships and reach the state finals in both 2021 and 2023
- Played club/travel ball for Power Baseball and Florida Burn
- Selected to the All-Tournament team for each summer tournament and invited to the East Coast Pro, PG National and Diamond Club

PERSONAL

- Graduated from St. John Neumann Catholic High School in 2023
- Birthday is Feb. 11
- Son of Matthew and Gina White
- Has one sibling, Noah
- Chose UCF because it felt like home when he stepped on the campus. He also stated how the location is great and how the coaches and staff truly care about your success on and off the field
- Enjoys reading, fishing, working out and making music
- Favorite pro sports teams are the Atlanta Braves and the Chicago Bears
- Favorite food is steak (ribeye)
- Favorite TV show is Jack Reacher
- Plans to major in Business at UCF



Career Stats

* Entering freshman season

TREY WHEELER #33

LHP | L/L | So. | 6-0 | 185 | Indialantic, Fla. | Melbourne HS | South Carolina

SOCIAL MEDIA

@tr3ywheeler
@tr3ywheeler

COLLEGE PATH

2023: Freshman - South Carolina
2024: Sophomore - UCF



FRESHMAN (2023, AT SOUTH CAROLINA)

- Made a trio of appearances on the mound during his freshman year for the Gamecocks (2023)
- Tossed 2.1 innings and recorded a pair of strikeouts on the year
- Didn't allow a run in two of his three outings on the season
- Named to the SEC First-Year Academic Honor Roll

HIGH SCHOOL

- Prepped at Melbourne High School in Melbourne, Fla.
- Earned first team All-Region and second team All-State accolades as a senior
- Tabbed the 321Sports Brevard County Baseball Player of the Year for 2022
- Named a FACA State All-State in 2022
- Went 5-0 with a 0.91 ERA and 73 strikeouts in 46.1 innings during his senior season at Melbourne HS
- Hit .338 with three home runs, five doubles and 25 RBIs during his senior year
- Posted a 0.94 ERA with 48 strikeouts in 29.2 innings during his junior campaign
- Went 3-0 with 13 strikeouts in 11 innings of work during the Covid-shortened 2020 season
- Ranked the No. 11 LHP in the state of Florida by Perfect Game for the class of 2022
- A Perfect Game Preseason All-American and also named to the All-Florida Region second team in 2022

PERSONAL

- Graduated from Melbourne HS in 2022
- Son of Winston and Linda Wheeler
- Birthday is Oct. 8
- Plans to major in economics at UCF

Career Stats

Year	era	w-l	app	qs	cq	sho	sv	ip	h	r	er	bb	so	2b	3b	hr	bf	bavg	wp	hbp	bk	sfa	s
2023*	7.71	0-0	3	0	0	0/0	0	2.1	4	3	2	2	2	1	0	1	14	.364	0	1	0	0	0
TOTAL*	7.71	0-0	3	0	0	0/0	0	2.1	4	3	2	2	2	1	0	1	14	.364	0	1	0	0	0

* Statistics from prior team/school



KRIS SOSNOWSKI #34

RHP | R/R | RSo. | 6-0 | 200 | Lutz, Fla. | Tampa Jesuit HS

SOCIAL MEDIA

- @kris.sosnowski34
- @KristopherSosn1

COLLEGE PATH

- 2022: Freshman - UCF
- 2023: RS Freshman - UCF
- 2024: RS Sophomore - UCF

REDSHIRT FRESHMAN (2023)

- 12 APP, 0 GS, 0-0, 7.71 ERA, 0 SV, 11.2 IP, 16 H, 15 R, 10 ER, 7 BB, 13 SO, .333 B/AVG
- Made 12 appearances (all in relief) and went 0-0 with 13 strikeouts over 11.2 innings
- Recorded four scoreless outings on the season
- Struck out a season and career high 3 batters over 2.0 innings of scoreless relief against UNF on May 2
- Went a season and career long 2.1 innings in an 11-7 victory over Bethune-Cookman on May 16

FRESHMAN (2022)

- Did not see action in 2022

HIGH SCHOOL

- Two year baseball letterman at Tampa Jesuit High School
- In his Senior year at Jesuit, Kris earned the Most Improved player award
- Named First Team All-Conference
- Named to FACA all star game
- Posted a .031 ERA with 52 Ks in 13 appearances during his Senior year

PERSONAL

- Graduated from Tampa Jesuit HS in 2021
- Birthday is May 6
- Favorite baseball movie is Moneyball
- Go to walk up song is Dark Queen by Lil Uzi Vert
- Favorite off day activity is Ping Pong
- Kris is currently majoring in Kinesiology

SINGLE-GAME HIGHS [all-time ranking]:

Innings pitched: 2.1, Bethune-Cookman, May 16, 2023
 Walks allowed: 3, at North Florida, Mar 21, 2023
 Strikeouts: 3, North Florida, May 02, 2023
 Batters faced: 10, Bethune-Cookman, May 16, 2023
 Field chances: 1, at Florida Atlantic, Mar 28, 2023
 Runners CS: 1, vs South Florida, May 25, 2023



Career Stats

Year	era	w-l	app	qs	cq	sho	sv	ip	h	r	er	bb	so	2b	3b	hr	bf	bavg	wp	hbp	bk	sfa	sha
2023	7.71	0-0	12	0	0	0/0	0	11.2	16	15	10	7	13	4	0	3	59	.333	1	3	0	1	0
TOTAL	7.71	0-0	12	0	0	0/0	0	11.2	16	15	10	7	13	4	0	3	59	.333	1	3	0	1	0



NICK VIEIRA #35

RHP | R/R | R/Jr. | 6-6 | 225 | Margate, Fla. | Elite Squad Baseball Academy

SOCIAL MEDIA

@nick.vieiraa_
@nick4vieira

COLLEGE PATH

2021: Freshman - UCF
2022: Sophomore - UCF
2023: RS Sophomore - UCF
2024: RS Junior - UCF

REDSHIRT SOPHOMORE (2023)

- 1-1, 17 APP, 1 GS, 5.86 ERA, 27.2 IP, 30 H, 20 R, 18 ER, 15 BB, 32 K
- Tossed 3.1 no-hit innings in win against Wichita State, allowing only three total baserunners(5/25)
- Threw career single-game high 7 strikeouts against Wichita State (5/25)
- Went career-long 5.2 innings against Troy, not giving up a run and allowing just one hit (3/11)

SOPHOMORE (2022)

- Did not see action during the 2022 season due to injury

FRESHMAN (2021)

- 0-0, 13 App, 0 GS, 1.62 ERA, 16.2 IP, 14 H, 4 R, 3 ER, 13 BB, 9 K
- Accumulated 13 appearances out of the bullpen, third most of UCF freshman
- Only gave up three earned runs in 16.2 innings of work
- Accumulated nine strikeouts, with a season-high three against Houston (5/20)

HIGH SCHOOL

- Prepped at Elite Squad Baseball Academy in Pembroke Pines, Fla.
- Picked up Honorable Mention honors in the 2020 Perfect Game Preseason All-Region awards for the Florida region
- Named Honorable Mention in the 2019 Perfect Game Preseason Underclassmen All-American Teams
- Perfect Game No. 50 RHP in Florida, Top 500 Nationally

PERSONAL

- Graduated from Elite Squad Baseball in 2020
- Birthday is Jan. 2 in Boca Raton, Fla.
- Son of Kevin and Dana Vieira
- Has one brother, Nathan
- Plans to major in Human Communication

SINGLE-GAME HIGHS [all-time ranking]:

Innings pitched: 5.2, Troy, Mar 11, 2023
Walks allowed: 3, at Cincinnati, 04/10/21; Memphis, Apr 30, 2021; at East Carolina, Apr 07, 2023
Strikeouts: 7, Wichita State, May 20, 2023
Batters faced: 19, Troy, Mar 11, 2023
Field chances: 1, at East Carolina, Apr 07, 2023
Assists: 1, at East Carolina, Apr 07, 2023
Runners CS: 1, at Clemson, Feb 26, 2023; Dartmouth, Mar 18, 2023

Career Stats

Year	avg	gp-gs	ab	r	h	2b	3b	hr	rbi	tb	slg%	bb	hbp	so	gdp	ob%	sf	sh	sb-att	po	a	e	fld%
2021	.000	13-0	0	0	0	0	0	0	0	0	.000	0	0	0	0	.000	0	0	0-0	0	0	0	.000
2023	.000	0-0	0	0	0	0	0	0	0	0	.000	0	0	0	0	.000	0	0	0-0	0	1	0	1.000
TOTAL	.000	13-0	0	0	0	0	0	0	0	0	.000	0	0	0	0	.000	0	0	0-0	0	1	0	1.000



BEN VESPI #37

RHP | R/R | Sr. | 6-3 | 190 | Boynton Beach, Fla. | Central Florida Elev8

CAREER HONORS

- 2023 Preseason All-AAC
- 2022 First Team All-AAC

SOCIAL MEDIA

- 📷 @benvespiiii
- 🐦 @benvespiiii

COLLEGE PATH

- 2021: Freshman - UCF
- 2022: Sophomore - UCF
- 2023: Junior - UCF
- 2024: Senior - UCF

JUNIOR (2023)

- 2-2, 11 App, 6 GS, 0 SV, 7.20 ERA, 30.0 IP, 38 H, 31 R, 24 ER, 12 BB, 35 K, .311 OPP. AVG
- Tabbed Preseason All-AAC
- Went 2-2 with 35 strikeouts over 30.0 innings of work
- Made 11 appearances with 6 starts on the year
- Threw 2.2 scoreless innings of relief vs. Memphis on 4/15 in which he struck out 6 and gave up just 1 hit
- Went a season-long 5.2 innings in the AAC Tournament against ECU on May 26 and struck out 5
- Struck out a season-high 6 batters twice on the year

SOPHOMORE (2022)

- 6-4, 25 App, 9 GS, 2 SV, 3.56 ERA, 65.2 IP, 60 H, 33 R, 26 ER, 17 BB, 66 K, .241 OPP. AVG
- Earned First Team All-AAC honors
- Went 6-4 with a 3.56 ERA while striking out 66 and allowing just 26 earned runs over 65.2 innings
- Made 25 appearances with nine starts on the year
- Recorded two saves on in relief
- Threw 8 strikeouts against South Florida on 5/6/2022
- Went a season-long 7.0 innings in an impressive 2-1 victory over Tulane on 4/29/2022 in which he allowed just two hits and one run while striking out 7.
- Did not give up a hit in 2 innings pitched against Jacksonville on 4/19/2022

FRESHMAN (2021)

- 1-1, 24 App, 0 GS, 1 SV, 2.11 ERA, 42.2 IP, 33 H, 19 R, 10 ER, 18 BB, 40 K
- Made 24 appearances out of the bullpen, the most of any freshman and second most on the team
- Tossed a season-high 5.0 IP against East Carolina in The American Championship (5/29)
- Tallied a season-high six strikeouts against East Carolina (5/29) and South Florida (4/17)
- Only gave up an earned run in 8 out of his 24 appearances

HIGH SCHOOL

- No. 235 on Perfect Game Top 500 Incoming Freshman
- 2020 Perfect Game Preseason Second Team All-Region Team
- Competed at the 2018 and 2019 Perfect Game National Showcase

PERSONAL

- Attended home school
- Born May 28, 2001 in Clearwater, Fla.
- Son of Bo and Tina Vespi
- Three brothers, Caleb, Nick, and Adam
- Nick Vespi is a LHP for the Baltimore Orioles
- Adam Vespi currently plays football at NCAA Division III member Worcester Polytechnic Institute
- Caleb Vespi played soccer at Owens Community College in Perrysburg, Ohio
- Plans to major in Kinesiology

SINGLE-GAME HIGHS [all-time ranking]:

Innings pitched: 7.0, Tulane, Apr 29, 2022
 Walks allowed: 3, Memphis, Apr 30, 2021; at Wright State, May 10, 2023; vs East Carolina, May 26, 2023
 Strikeouts: 8, at South Florida, May 06, 2022
 Batters faced: 27, at Houston, May 13, 2022; vs East Carolina, May 26, 2023
 Field chances: 4, Samford, Mar 26, 2022
 Putouts: 2, vs Houston, May 28, 2022
 Assists: 2, at Bethune-Cookman, Mar 08, 2022
 Runners CS: 1, 7 times

Career Stats

Year	era	w-l	app	gs	cq	sho	sv	ip	h	r	er	bb	so	2b	3b	hr	bf	bavg	wp	hbp	bk	sfa	sha
2021	2.08	1-1	24	0	0	0/1	1	47.2	38	22	11	20	46	5	0	4	204	.218	0	4	0	2	4
2022	3.56	6-4	25	9	0	0/2	2	65.2	60	33	26	17	66	10	3	9	275	.241	1	5	0	2	2
2023	7.20	2-2	11	6	0	0/0	0	30.0	38	31	24	12	35	6	0	8	141	.311	1	3	0	2	2
TOTAL	3.83	9-7	60	15	0	0/3	3	143.1	136	86	61	49	147	21	3	21	620	.250	2	12	0	6	8



TYLER KOZERA #40

RHP | R/R | Fr. | 6-3 | 215 | Pittsburgh, Pa. | Saint John Neumann HS

SOCIAL MEDIA

@tylerkozera29
@KozeraTyler

COLLEGE PATH

2024: Freshman - UCF



HIGH SCHOOL

- Prepped at Saint John Neumann Catholic High School in Naples, Fla.
- Tabbed both First Team All-Area and a FACA All-Star in 2023
- A St. John Neumann Cy Young Award recipient in 2023
- Helped his high school team make the 2A Final Four in the state tournament
- Played for Charlie Maurer at St. John Neumann
- Played club for the Florida Burn

PERSONAL

- Graduated from St. John Neumann Catholic HS in 2023
- Birthday is April 19
- Plans to major in Business at UCF
- Son of Shawn and Cheryl Kozera
- Has two siblings, Katelyn and Bodge
- Enjoys hanging out with friends and playing video games
- Favorite food is steak
- Favorite MLB team is the San Diego Padres
- Favorite movie is The Benchwarmers

Career Stats

* Entering freshman season



JOEY WIMPELBERG #47

RHP | R/R | Fr. | 6-1 | 185 | Winter Springs, Fla. | Winter Springs HS

SOCIAL MEDIA

[@joey_wimpelberg](#)
[@joeywimpelberg2](#)

COLLEGE PATH


2024: Freshman - UCF

HIGH SCHOOL

- Prepped at Winter Springs High School in nearby Winter Springs, Fla.
- Helped his high school team advance to the state tournament final four in 2023
- Posted a 2.80 ERA in high school
- Played for Mike Bradley at Winter Springs
- Played club ball for the Scorpions for six years. The Scorpions were ranked No. 2 in the country in 2022

PERSONAL

- Graduated from Winter Springs HS in 2023
- Birthday is March 24
- Son of Raymond and Jennifer Wimpelberg
- Has one sibling, Jordan Wimpelberg
- Has been coming to UCF games since he was a child and always wanted to be a Knight. It's a dream come true for him to be playing baseball at UCF
- Favorite pro sports teams are the Boston Red Sox and the Dallas Cowboys
- Favorite food is tacos



Career Stats

* Entering freshman season

KEANO SUAREZ #42

C | R/R | Sr. | 5-10 | 205 | Apopka, Fla. | Lake Brantley HS

SOCIAL MEDIA

@KeanoSuarez
 @KeanoSuarez

COLLEGE PATH

2021: Freshman - Club Baseball at UCF
2022: Sophomore - Club baseball at UCF
2023: Junior - UCF
2024: Senior - UCF



JUNIOR (2023)

- 7 GP, 0 GS, .111/.111/.222, 1 H, 1 2B, 2 RBI, 1 R
- Played in seven games and went 1-for-9 offensively with a 2B, 2 RBI, 1 run scored
- Recorded 1 defensive assist and 13 putouts behind the plate
- Went 1-for-2 with a double and 2 RBI in an 11-1 win over Siena on 2/19
- Scored a run in the season-opener against Siena on 2/17

HIGH SCHOOL

- Was a three-year letter winner at Lake Brantley High School in Altamonte Springs, Fla.

PERSONAL

- Graduated from Lake Brantley HS
- Birthday is Dec. 18
- Son of Gloria and Jesus Suarez
- Has two siblings, Mimi and Jesus
- Favorite MLB team is the New York Yankees
- Favorite baseball memory is winning the 2011 Dixie Youth World Series
- Played club baseball at UCF for his freshman and sophomore years before joining the UCF baseball team for his junior campaign in 2023
- Majoring in Integrated Business

SINGLE-GAME HIGHS [all-time ranking]:

Hits: 1, Siena, Feb 19, 2023
 Doubles: 1, Siena, Feb 19, 2023
 Total bases: 2, Siena, Feb 19, 2023
 RBI: 2, Siena, Feb 19, 2023
 Runs scored: 1, Siena, Feb 17, 2023
 Struck out: 1, Dartmouth, Mar 17, 2023; Maryland, Mar 25, 2023; Bethune-Cookman, May 16, 2023
 At bats: 2, Siena, Feb 19, 2023; Dartmouth, Mar 17, 2023
 Field chances: 4, Siena, Feb 19, 2023; Dartmouth, Mar 17, 2023
 Putouts: 4, Siena, Feb 19, 2023; Dartmouth, Mar 17, 2023
 Assists: 1, Siena, Feb 17, 2023

Career Stats

Year	avg	gp-gs	ab	r	h	2b	3b	hr	rbi	tb	slg%	bb	hbp	so	gdp	ob%	sf	sh	sb-att	po	a	e	fld%
2023	.111	7-0	9	1	1	1	0	0	2	2	.222	0	0	3	0	.111	0	0	0-0	13	1	1	.933
TOTAL	.111	7-0	9	1	1	1	0	0	2	2	.222	0	0	3	0	.111	0	0	0-0	13	1	1	.933



MATT PREVESK #43

OF | L/L | Jr. | 6-3 | 210 | Apopka, Fla. | Apopka HS | Florida

SOCIAL MEDIA

@matthew._prevesk
 @Matt_prevesk

COLLEGE PATH

2022: Freshman - Florida
2023: Sophomore - Florida
2024: Freshman - UCF

SOPHOMORE (2023, AT FLORIDA)

- Played in 22 games including seven starts
- Batted .286/.311/.405 in 42 at bats
- Totaled one home run, two doubles, nine RBI and five runs
- Went 1-for-2 with a double and run scored vs. Cincinnati on Feb. 25
- Hit out his first-career home run vs. No. 11 Tennessee on April 7, finishing 2-for-4 with a double and career-high four RBI
- Drove in two runs en route to a 1-for-4 game at Ole Miss on March 25
- Picked up a hit and scored a run while going 1-for-3 in the series-clinching win over Georgia on April 16
- Had a pinch-hit single at Texas A&M on May 6
- Registered a pinch-hit single in the ninth inning against LSU in the College World Series Finals on June 25
- Made a career-high three putouts vs. Florida A&M on May 18
- Posted a 1.000 fielding percentage over 15 chances in the outfield

FRESHMAN (2022, AT FLORIDA)

- Played in 13 games while making four starts as a true freshman
- Batted .200/.381/.333 with one triple, one RBI, one run and one stolen base
- Notched his first-career hit with a single through the left side in the fourth inning against Georgia State on Feb. 26
- Went 1-for-1 with two walks and an RBI vs. Georgia State on Feb. 27
- Tripled while finishing 1-for-1 with one run scored against Seton Hall on March 12
- Recorded a putout on his lone fielding chance of the campaign

HIGH SCHOOL

- Prepped at Apopka High School in Apopka, Fla.
- Four-year letterwinner at Apopka HS
- Two-time All-State and All-Area honoree
- Three-time All-Conference, All-City and All-Section selection
- As a junior and senior, batted a combined .457/.524/.638 with three home runs, two triples, six doubles, 37 runs, 24 RBI and 23 stolen bases
- Ranked by Perfect Game as the No. 42 player and No. 8 outfielder in Florida in addition to being the No. 296 overall player nationally

PERSONAL


- Graduated from Apopka HS in 2021
- Birthday is Oct. 15
- Son of Skip and Christine Prevesk
- Has two siblings, Katie and Stephen
- His mom, Christine, was a four-year letterwinner in track & field at Kent State
- Enjoys playing video games and football
- Graduated from Apopka with a 4.0 GPA
- Favorite pro sports team is the Pittsburgh Steelers
- Favorite food is quesadillas
- Favorite movie is Jurassic World
- Plans to major in Communications at UCF



Career Stats

Year	avg	gp-gs	ab	r	h	2b	3b	hr	rbi	tb	slg%	bb	hbp	so	qdp	ob%	sf	sh	sb-att	po	a	e	fld%
2022*	.200	13-4	15	1	3	0	1	0	1	5	.333	4	1	7	0	.381	1	0	1-2	1	0	0	1.000
2023*	.286	22-7	42	5	12	2	0	1	9	17	.405	2	0	11	1	.311	1	0	0-0	15	0	0	1.000
All*	.263	35-11	57	6	15	2	1	1	10	22	.386	6	1	18	1	.333	2	0	1-2	16	0	0	1.000

* Statistics from prior team/school



ANDREW SUNDEAN #44

C | R/R | Jr. | 6-5 | 210 | Lakeland, Fla. | McKeel Academy of Technology

CAREER HONORS

- 2023 First Team All-AAC | 2022 Second Team All-AAC
- 2022 Freshman All-American (Collegiate Baseball)

SOCIAL MEDIA

- @_sundean_
- @AndrewSundean

COLLEGE PATH

- 2022: Freshman - UCF
- 2023: Sophomore - UCF
- 2024: Junior - UCF

SOPHOMORE (2023)

- 52 GP, 52 GS, .340/.428/.626, 69 H, 54 RBI, 32 R, 16 HR, 17 BB, 15 HBP
- Earned First Team All-AAC honors
- Led the team in RBIs with 54
- His 16 home runs tied for 2nd on the team and 6th in single-season homers in program history
- Also finished second on the squad with a .340 average, .626 slugging and .428 on-base clip
- Second on the team in multi-hit games with 21, seven of them with 3 hits
- Went 3-4 with a home run, 4 RBI and 2 runs against No. 21 Florida State (3/14)
- Tied for first on the Knights in multi-RBI games with 15, nine of which were for 3+ RBI
- Named AAC Player of the Week (3/20) and earned AAC Honor Roll three times (4/17, 4/24, 5/21)
- Started all 52 games he appeared in, missing the first 7 games due to injury

FRESHMAN (2022)

- 43 GP, 37 GS, .348/.429/.556, 33 RBI, 5 HR, 47 H, 2 BB, 0 SB
- Tabbed Collegiate Baseball Freshman All-American
- Named Second Team All-AAC
- Achieved a high batting average of .348 as a true freshman
- Had 4 RBIs against Wichita State on 4/23/2022
- Hit two doubles on 5/27/2022 against Memphis

HIGH SCHOOL

- Attended McKeel Academy of Technology in Lakeland, Fla.

PERSONAL

- Graduated from McKeel Academy of Technology in 2021
- Birthday is Sept. 22

SINGLE-GAME HIGHS [all-time ranking]:

- Hits: 3, 10 times
- Doubles: 2, at Memphis, Apr 09, 2022; Memphis, May 27, 2022
- Home runs: 2 [t-4th], at Stetson, Apr 11, 2023
- Total bases: 9, at Stetson, Apr 11, 2023
- RBI: 4, at Wichita State, Apr 23, 2022; Florida State, Mar 14, 2023
- Runs scored: 3, Dartmouth, Mar 17, 2023
- Walks: 2, Houston, Apr 30, 2023; Troy, Mar 11, 2023; at Florida Atlantic, Mar 28, 2023
- Hit by pitch: 3 [t-2nd], at Wichita State, Apr 23, 2022; at South Florida, May 06, 2022
- Struck out: 3, at Wichita State, Apr 24, 2022; at Tulane, May 05, 2023
- Sac flies: 1, Troy, Mar 12, 2023; UNC Greensboro, Mar 18, 2022
- Sac bunts: 1, South Florida, Apr 01, 2022; South Florida, Apr 03, 2022; UNC Greensboro, Mar 20, 2022
- At bats: 6, Wichita State, May 18, 2023; vs East Carolina, May 26, 2023
- Field chances: 20 [t-1st], Wichita State, May 19, 2023
- Putouts: 18 [t-3rd], Wichita State, May 19, 2023
- Assists: 4, Samford, Mar 27, 2022
- Runners CS: 2, Wichita State, May 19, 2023

Career Stats

Year	avg	qp-gs	ab	r	h	2b	3b	hr	rbi	tb	slq%	bb	hbp	so	qdp	ob%	sf	sh	sb-att	po	a	e	fld%
2022	.348	43-37	135	25	47	13	0	5	33	75	.556	2	18	16	1	.429	1	3	0-0	257	24	2	.993
2023	.340	52-52	203	32	69	10	0	16	54	127	.626	17	15	36	7	.428	1	0	0-0	78	4	0	1.000
TOTAL	.343	95-89	338	57	116	23	0	21	87	202	.598	19	33	52	8	.429	2	3	0-0	335	28	2	.995



MATT CEDARBURG #45

UTL | R/R | RSr | 6-0 | 170 | Fort Myers, Fla. | Bishop Verot HS
College of Central Florida | Southern Miss

SOCIAL MEDIA

@matt_cedarburg
@MCedarburg

COLLEGE PATH

2019: Freshman - Col. of Central Florida
2020: Sophomore - Col. of Central Florida
2021: RS Sophomore - Col. of Central Florida
2022: RS Junior - Southern Miss
2023: RS Senior - UCF
2024: 6th Year - UCF

REDSHIRT SENIOR (2023)

- 40 GP, 17 GS, .315/.381/.457, 16 R, 29 H, 5 2B, 1 3B, 2 HR, 11 RBI, 3 SB
- Slashed an impressive .395/.457/.526 in AAC play, leading the team in average and on-base percentage in conference games
- Recorded first home run as a Knight at Stetson (April 11). Also recorded pairs of hits, runs and RBI
- Notched three RBI at Tulane (May 7), going 2-4 with two runs, a double and a home run
- Had eight multi-hit games, including two in the AAC Tournament

REDSHIRT JUNIOR (2022, AT SOUTHERN MISS)

- Played in 8 games and made 1 start
- Had 8 at-bats on the season
- Walked twice and posted a .200 on-base percentage
- Scored a run vs. South Alabama on Feb. 22
- Named to the Dean's List for the 2021 Fall semester

REDSHIRT SOPHOMORE (2021, AT COLLEGE OF CENTRAL FLORIDA)

- Appeared in all but one of the Patriots' 52 games
- Finished his first full season with the Patriots with a .379 batting average, 81 hits, 52 runs, 49 RBIs, a .464 on base percentage, a 1.039 OPS (on-base + slugging percentage), and 15 stolen bases
- Ranked in the top 100 for multiple statistical categories: 214 At Bats (19th), 81 Hits (21st), 252 Plate Appearances (28th), and 123 Total Bases (80th)
- Named to Perfect Game's Top 100 JUCO Prospect List.

REDSHIRT FRESHMAN (2020, COLLEGE OF CENTRAL FLORIDA)

- Saw limited action for CF prior to the season's cancellation due to COVID-19.

FRESHMAN (2019, AT COLLEGE OF CENTRAL FLORIDA)

- Saw limited action before suffering a broken ankle and taking a medical redshirt

HIGH SCHOOL

- Prepped at Bishop Verot High School, lettering three years in baseball
- Limited to twelve games for his senior season but still managed to tally a .270 batting average with 10 hits, 3 runs, and 6 RBIs
- Named to Perfect Game's Top 500 High School Prospect list and recognized as the 17th best third baseman in Florida

PERSONAL

- Graduated from Bishop Verot HS in 2018
- Son of John and Gerl Cedarburg
- Has two siblings, Axel and Anna Cedarburg
- Father played college baseball at Florida Southern and now works as an MLB scout for the Colorado Rockies
- Born July 19, 2000

SINGLE-GAME HIGHS [all-time ranking]:

Hits: 2, 8 times
Doubles: 1, 5 times
Triples: 1 [t-3rd], Siena, Feb 19, 2023
Home runs: 1, at Stetson, Apr 11, 2023; at Tulane, May 07, 2023
Total bases: 6, at Tulane, May 07, 2023
RBI: 3, at Tulane, May 07, 2023
Runs scored: 2, at Stetson, Apr 11, 2023; at Tulane, May 07, 2023; Wichita State, May 18, 2023
Walks: 1, 9 times
Hit by pitch: 1, North Florida, May 02, 2023; Wichita State, May 18, 2023
Struck out: 2, at Clemson, Feb 25, 2023; at Tulane, May 07, 2023; Bethune-Cookman, May 16, 2023
Sac flies: 1, at Tulane, May 07, 2023; Wichita State, May 18, 2023
Sac bunts: 1, at Tulane, May 05, 2023
At bats: 6, vs East Carolina, May 26, 2023
Stolen bases: 1, Houston, Apr 29, 2023; Bethune-Cookman, May 16, 2023; vs East Carolina, May 26, 2023

Career Stats

Year	avg	gp-gs	ab	r	h	2b	3b	hr	rbi	tb	slg%	bb	hbp	so	gdp	ob%	sf	sh	sb-att	po	a	e	fld%
2022*	.000	8-1	8	1	0	0	0	0	0	0	.000	2	0	4	0	.200	0	0	0-0	0	0	0	.000
2023	.315	40-17	92	16	29	5	1	2	11	42	.457	9	2	24	1	.381	2	1	3-3	31	7	1	.974
TOTAL	.315	40-17	92	16	29	5	1	2	11	42	.457	9	2	24	1	.381	2	1	3-3	31	7	1	.974
All*	.290	48-18	100	17	29	5	1	2	11	42	.420	11	2	28	1	.365	2	1	3-3	31	7	1	.974

* Statistics from prior team/school



JULIAN BALZER #47

LHP | L/L | Jr. | 6-3 | 170 | Rockledge, Fla. | Rockledge HS

SOCIAL MEDIA

@julianbalzer11

COLLEGE PATH

2022: Freshman - Florida
 2023: Sophomore - Florida
 2024: Junior - UCF



SOPHOMORE (2023)

- 1-1, 9 APP, 0 GS, 6.75 ERA, 10.2 IP, 11 H, 10 R, 8 ER, 8 BB, 17 K
- Threw a career-high 6 strikeouts in 2.2 innings against Wichita State (5/19)
- Tossed a perfect inning with 2 strikeouts at Florida Atlantic (3/28)
- Didn't allow a hit in an inning of relief at Ohio State (3/10)
- Recorded a solid 14.34 K/9, striking out 17 in 10.2 innings
- Didn't allow a run in six of his nine outings on the season

FRESHMAN (2022)

- 0-0, 9 APP, 0 GS, 13.50 ERA, 7.1 IP, 7 H, 12 R, 11 ER, 9 BB, 11 K
- Had 4 strikeouts against Cincinnati (5/19)
- Recorded five scoreless outings on the year
- Went a season-long 2.0 innings twice

HIGH SCHOOL

- Attended Rockledge High School in Rockledge, Fla.

PERSONAL

- Graduated from Rockledge HS in 2021
- Birthday is Feb. 16

SINGLE-GAME HIGHS [all-time ranking]:

Innings pitched: 2.2, Wichita State, May 19, 2023
 Walks allowed: 4, Cincinnati, May 19, 2022
 Strikeouts: 6, Wichita State, May 19, 2023
 Batters faced: 13, Cincinnati, May 19, 2022
 Field chances: 1, Cincinnati, May 19, 2022
 Assists: 1, Cincinnati, May 19, 2022
 Runners CS: 2, Wichita State, May 19, 2023

Career Stats

Year	era	w-l	app	gs	cq	sho	sv	ip	h	r	er	bb	so	2b	3b	hr	bf	bavg	wp	hbp	bk	sfa	sha
2022	13.50	0-0	9	0	0	0/0	0	7.1	7	12	11	9	11	1	0	2	39	.250	2	1	0	1	0
2023	6.75	1-1	9	0	0	0/0	0	10.2	11	10	8	8	17	1	1	1	52	.268	1	1	0	1	1
TOTAL	9.50	1-1	18	0	0	0/0	0	18.0	18	22	19	17	28	2	1	3	91	.261	3	2	0	2	1



GRANT SIEGEL #48

RHP | R/R | Jr. | 6-1 | 195 | Fort Lauderdale, Fla. | University School
Tulane | West Virginia

CAREER HONORS

- 2022 Second Team All-AAC

SOCIAL MEDIA

- 📷 @grant.oam.0
- 🐦 @GrantSiegel16

COLLEGE PATH

- 2022: Freshman - Tulane
- 2023: Sophomore - West Virginia
- 2024: Senior - UCF

SOPHOMORE (2023, AT WEST VIRGINIA)

- Made 16 appearances on the mound with nine starts
- Went 4-3 with a 5.65 ERA
- Struck out 30 in 43.0 innings
- Picked up WVU's first win of the season against Georgia Southern (Feb. 19)
- Struck out a season-high six against Minnesota (March 12)
- Struck out four and allowed just one hit in 5.0 innings at UNC Greensboro to earn the win (March 19)
- Had a stretch of five straight scoreless relief appearances against Penn State (2x), Pitt, TCU, and Baylor
- Big 12 Commissioner's Honor Roll

FRESHMAN (2022, AT TULANE)

- Played one season at Tulane, where he went 7-1 with a 3.02 ERA
- Appeared in 14 games, including nine starts
- Issued 53 strikeouts with just 13 walks in 59.2 innings
- All-AAC Second Team
- American Athletic Conference Honor Roll

HIGH SCHOOL

- Four-year letterman at University School in Davie, Fla.
- Career 1.40 ERA
- Played in the FACA All-State and HSNB All-Star Games

PERSONAL

- Graduated from University School in 2021
- Birthday is Nov. 19
- Son of Jordan and Brenda Siegel
- Majoring in health and well-being
- Big 12 Commissioner's Honor Roll



Career Stats

Year	era	w-l	app	gs	cq	sho	sv	ip	h	r	er	bb	so	2b	3b	hr	bf	bavg	wp	hbp	bk	sfa	cs
2022*	3.02	7-1	14	9	0	0/0	0	59.2	60	26	20	13	53	12	0	4	254	.261	2	6	0	2	
2023*	5.65	4-3	16	9	0	0/0	0	43.0	45	31	27	17	30	11	0	6	195	.273	0	9	1	1	
TOTAL*	4.12	11-4	30	18	0	0/0	0	102.2	105	57	47	30	83	23	0	10	449	.266	2	15	1	3	

* Statistics from prior team/school



ALEX GALVAN #55

RHP | R/R | Sr. | 6-6 | 250 | Brielle, N.J. | Manasquan HS | Louisville

SOCIAL MEDIA

@Alexgalvan1414
@Agalvan1414

COLLEGE PATH

2021: Freshman - Louisville
2022: Sophomore - Louisville
2023: Junior - Louisville
2024: Senior - UCF

JUNIOR (2023, AT LOUISVILLE)

- Pitched in 15 games out of the bullpen
- Finished 0-1 with a 6.35 ERA
- Tallied nine strikeouts in 11.1 innings
- Struck out two in a perfect ninth against Bucknell on Opening Day
- Threw a scoreless inning against Bellarmine on April 12
- Worked a perfect frame at Indiana on April 18
- Pitched a scoreless inning at Duke on April 22
- Struck out one in a perfect inning against Bellarmine on May 2
- Pitched a scoreless inning against No. 3 Vanderbilt on May 9

SOPHOMORE (2022, AT LOUISVILLE)

- Made 16 relief appearances on the mound
- Finished with a 6.35 ERA in 17 innings, striking out 20
- Made his first appearance with a scoreless ninth against Dartmouth on Feb. 25
- Pitched perfect ninth and 10th innings in the win over North Carolina on April 10
- Struck out two in a perfect inning against Cincinnati on April 12
- Threw a scoreless inning at Florida State on April 16
- Worked a career-long three innings with one run allowed at Wake Forest on May 8

FRESHMAN (2021, AT LOUISVILLE)

- Made six appearances out of the bullpen in his first season
- Did not allow an earned run in 5.0 innings, striking out eight
- Made his collegiate debut on March 23 against Western Kentucky, tossing a scoreless ninth inning with a pair of strikeouts
- Struck out three in one inning of work against Kentucky on April 6, allowing just an unearned run
- Recorded the final five outs, three by strikeout, of the series finale against Florida State on April 11
- Put together a scoreless outing at Virginia on April 16

HIGH SCHOOL

- Prepped at Manasquan High School in Manasquan, N.J.
- Lettered four years in baseball and three in basketball at Manasquan.
- Rated as No. 2 RHP and No. 4 overall in New Jersey by Perfect Game.
- Rated No. 79 RHP nationally by Perfect Game.
- Helped his high school baseball team to a state championship as well as two basketball state titles. Was also a 1,000-career point scorer in hoops.

PERSONAL

- Graduated from Manasquan HS in 2020
- Son of Alberto and Traci Galvan
- Siblings are Marc, Victoria and Nicholas Galvan
- He and all of his siblings are currently or have been former right-handed Division I pitchers. Marc pitched at Manhattan, Victoria at South Carolina and Maryland, and Nicholas currently pitches at Monmouth
- Enjoys golfing, playing basketball and collecting cards
- Favorite MLB team is the NY Yankees
- Favorite food is sushi
- Favorite movie is Inglorious Bastards
- Plans to major in General Studies at UCF

Career Stats

Year	era	w-l	app	qs	cq	sho	sv	ip	h	r	er	bb	so	2b	3b	hr	bf	bavg	wp	hbp	bk	sfa	sha
2021*	0.00	0-0	6	0	0	0/0	0	5.0	5	1	0	7	8	0	0	0	25	.294	0	1	0	0	0
2022*	6.35	0-0	16	0	0	0/0	0	17.0	19	12	12	6	20	1	2	4	76	.279	0	1	1	1	0
2023*	6.35	0-1	15	0	0	0/0	0	11.1	7	9	8	12	9	2	0	0	52	.175	4	0	0	0	0
TOTAL*	5.40	0-1	37	0	0	0/0	0	33.1	31	22	20	25	37	3	2	4	153	.248	4	2	1	1	0

* Statistics from prior team/school





2023 STATS & RESULTS

2024 UCF Baseball



BIG 12 CONFERENCE

2023 RESULTS

2023 UCF BASEBALL
Game Results for UCF (as of Jan 23, 2024)
(All games)

Date	Opponent	Score	Inns	Overall	AAC	Pitcher of record	Attend	Time
Feb 17, 2023	SIENA	w 22-5	9	1-0-0	0-0-0	R. Gomez (W 1-0)	2254	3:29
Feb 18, 2023	SIENA	w 2-1	9	2-0-0	0-0-0	K. Kramer (W 1-0)	1900	2:48
Feb 19, 2023	SIENA	w 11-1	7	3-0-0	0-0-0	D. Stagliano (W 1-0)	1502	2:42
Feb 21, 2023	FLORIDA ATLANTIC	L 3-13	9	3-1-0	0-0-0	J. Marlowe (L 0-1)	1650	3:04
Feb 24, 2023	at Clemson	w 4-2	9	4-1-0	0-0-0	C. Centala (W 1-0)	4281	3:07
Feb 25, 2023	at Clemson	w 10-7	9	5-1-0	0-0-0	J. Marlowe (W 1-1)	4357	3:13
Feb 26, 2023	at Clemson	w 13-6	9	6-1-0	0-0-0	B. Vespi (W 1-0)	4286	3:41
Feb 28, 2023	at Bethune-Cookman	w 9-0	9	7-1-0	0-0-0	D. Castellan (W 1-0)	352	3:28
Mar 03, 2023	GEORGIA SOUTHERN	w 6-4	9	8-1-0	0-0-0	J. Marlowe (W 2-1)	1846	3:37
Mar 04, 2023	GEORGIA SOUTHERN	L 7-19	9	8-2-0	0-0-0	B. Vespi (L 1-1)	2254	3:33
Mar 05, 2023	GEORGIA SOUTHERN	L 8-11	9	8-3-0	0-0-0	C. Leiter (L 0-1)	1552	3:22
Mar 07, 2023	NORTH FLORIDA	w 10-3	9	9-3-0	0-0-0	D. Stagliano (W 2-0)	1428	2:42
Mar 10, 2023	TROY	w 5-3	9	10-3-0	0-0-0	R. Gomez (W 2-0)	1892	2:35
Mar 11, 2023	TROY	L 3-12	9	10-4-0	0-0-0	C. Centala (L 1-1)	1523	3:06
Mar 12, 2023	TROY	L 4-5	9	10-5-0	0-0-0	N. Victor (L 1-1)	1408	2:54
Mar 14, 2023	#21 FLORIDA STATE	w 14-3	9	11-5-0	0-0-0	D. Stagliano (W 3-0)	3547	2:27
Mar 15, 2023	#21 FLORIDA STATE	w 6-3	9	12-5-0	0-0-0	J. Marlowe (W 3-1)	3208	2:29
Mar 17, 2023	DARTMOUTH	w 16-1	9	13-5-0	0-0-0	R. Gomez (W 3-0)	1714	2:41
Mar 18, 2023	DARTMOUTH	w 12-10	9	14-5-0	0-0-0	C. Crain (W 1-0)	1387	3:11
Mar 19, 2023	DARTMOUTH	w 5-2	9	15-5-0	0-0-0	D. Stagliano (W 4-0)	1507	2:33
Mar 21, 2023	at North Florida	L 2-4	9	15-6-0	0-0-0	K. Kramer (L 1-1)	339	3:15
Mar 24, 2023	MARYLAND	w 4-2	9	16-6-0	0-0-0	R. Gomez (W 4-0)	2150	2:19
Mar 25, 2023	MARYLAND	L 6-16	9	16-7-0	0-0-0	D. Stagliano (L 4-1)	2202	3:40
Mar 26, 2023	MARYLAND	L 6-8	9	16-8-0	0-0-0	J. Marlowe (L 3-2)	1773	2:34
Mar 28, 2023	at Florida Atlantic	L 2-4	9	16-9-0	0-0-0	D. Castellan (L 0-1)	515	4:15
* Mar 31, 2023	SOUTH FLORIDA	L 0-2	9	16-10-0	0-1-0	R. Gomez (L 4-1)	2441	2:15
* Apr 01, 2023	SOUTH FLORIDA	L 2-3	9	16-11-0	0-2-0	J. Marlowe (L 3-3)	2771	2:40
* Apr 02, 2023	SOUTH FLORIDA	w 12-9	9	17-11-0	1-2-0	N. Victor (W 2-1)	1580	3:24
Apr 04, 2023	at #11 Miami	L 3-14	9	17-12-0	1-2-0	C. Leiter (L 0-2)	2915	3:02
* Apr 06, 2023	at #12 East Carolina-1	L 7-17	7	17-13-0	1-3-0	R. Gomez (L 4-2)	-	2:29
* Apr 06, 2023	at #12 East Carolina-2	L 5-11	9	17-14-0	1-4-0	J. Marlowe (L 3-4)	4038	2:59
* Apr 07, 2023	at #12 East Carolina	L 2-3	(12)	17-15-0	1-5-0	N. Vieira (L 0-1)	3751	4:18
Apr 11, 2023	at Stetson	w 7-1	9	18-15-0	1-5-0	C. Leiter (W 1-2)	1182	3:12
* Apr 14, 2023	MEMPHIS	w 12-3	9	19-15-0	2-5-0	R. Gomez (W 5-2)	1872	3:13
* Apr 15, 2023	MEMPHIS	L 1-3	9	19-16-0	2-6-0	J. Marlowe (L 3-5)	1605	2:38
* Apr 16, 2023	MEMPHIS	w 8-6	9	20-16-0	3-6-0	N. Victor (W 2-1)	1321	2:41
Apr 18, 2023	STETSON	w 7-6	9	21-16-0	3-6-0	K. Kramer (W 2-1)	1657	3:18
* Apr 21, 2023	at South Florida	w 6-4	9	22-16-0	4-6-0	R. Gomez (W 6-2)	1299	2:41
* Apr 22, 2023	at South Florida	L 8-14	9	22-17-0	4-7-0	B. Vespi (L 1-2)	1139	3:02
* Apr 23, 2023	at South Florida	w 11-1	8	23-17-0	5-7-0	N. Victor (W 3-1)	1287	2:35
* Apr 28, 2023	HOUSTON	L 7-13	(10)	23-18-0	5-8-0	K. Kramer (L 2-2)	1633	3:43
* Apr 29, 2023	HOUSTON	w 8-7	9	24-18-0	6-8-0	C. Centala (W 2-1)	1544	3:42
* Apr 30, 2023	HOUSTON	L 9-12	8	24-19-0	6-9-0	D. Stagliano (L 4-2)	1661	4:07
May 02, 2023	NORTH FLORIDA	w 16-10	9	25-19-0	6-9-0	J. Balzer (W 1-0)	1311	3:10
* May 05, 2023	at Tulane	w 5-3	9	26-19-0	7-9-0	K. Kramer (W 3-2)	1352	3:11
* May 06, 2023	at Tulane	L 2-13	7	26-20-0	7-10-0	D. Stagliano (L 4-3)	1457	2:58
* May 07, 2023	at Tulane	w 10-3	9	27-20-0	8-10-0	C. Leiter (W 2-2)	1648	2:55
May 09, 2023	at Ohio State	L 0-2	9	27-21-0	8-10-0	C. Centala (L 2-2)	1023	2:50
May 10, 2023	at Wright State	L 7-11	9	27-22-0	8-10-0	D. Stagliano (L 4-4)	612	3:10
* May 12, 2023	at Cincinnati	L 3-13	7	27-23-0	8-11-0	R. Gomez (L 6-3)	289	2:23
* May 13, 2023	at Cincinnati	w 12-4	9	28-23-0	9-11-0	C. Leiter (W 3-2)	1058	2:55
* May 14, 2023	at Cincinnati	w 9-7	9	29-23-0	10-11-0	K. Kramer (W 4-2)	628	3:25
May 16, 2023	BETHUNE-COOKMAN	w 11-7	9	30-23-0	10-11-0	B. Vespi (W 2-2)	1608	3:19
* May 18, 2023	WICHITA STATE	w 16-15	9	31-23-0	11-11-0	K. Kramer (W 5-2)	0	4:07
* May 19, 2023	WICHITA STATE	L 7-12	9	31-24-0	11-12-0	J. Balzer (L 1-1)	1422	3:35
* May 20, 2023	WICHITA STATE	w 5-4	9	32-24-0	12-12-0	N. Vieira (W 1-1)	2435	2:36
May 23, 2023	vs Cincinnati	w 4-3	9	33-24-0	12-12-0	K. Kramer (W 6-2)	0	2:44
May 25, 2023	vs South Florida	L 4-15	8	33-25-0	12-12-0	J. Marlowe (L 3-6)	0	3:16
May 26, 2023	vs East Carolina	L 6-7	(13)	33-26-0	12-12-0	D. Stagliano (L 4-5)	0	4:24

* = Conference game
() extra inning game



2023 OVERALL STATS
**2023 UCF BASEBALL
Overall Statistics for UCF (as of Jan 23, 2024)
(All games Sorted by Batting avg)**

Record: 33-26 Home: 21-13 Away: 11-11 Neutral: 1-2 AAC: 12-12

Player	avg	gp-gs	ab	r	h	2b	3b	hr	rbi	tb	slg%	bb	hp	so	gdp	ob%	sf	sh	sb-att	po	a	e	fld%	
40 McCabe, Ben	.371	59-59	224	63	83	15	0	19	51	155	.692	17	23	59	1	.466	0	2	6-7	453	47	4	.992	
44 Sundean, Andrew	.340	52-52	203	32	69	10	0	16	54	127	.626	17	15	36	7	.428	1	0	0-0	78	4	0	1.000	
17 Romano, Nick	.319	57-57	216	41	69	12	1	10	41	113	.523	23	8	36	6	.402	2	1	1-1	402	22	6	.986	
26 Brait, Andrew	.286	59-59	227	44	65	14	3	3	38	94	.414	30	9	60	2	.384	5	7	6-7	44	107	10	.938	
10 Plumlee, John Rhys	.286	58-58	196	43	56	11	1	10	32	99	.505	17	15	59	1	.384	1	8	18-23	93	1	4	.959	
3 Boedicker, Lex	.266	57-55	207	39	55	10	0	16	46	113	.546	21	7	59	3	.352	1	1	3-3	102	3	2	.981	
1 Faurot, Drew	.252	58-57	210	41	53	9	0	15	51	107	.510	26	5	78	4	.341	5	0	5-8	65	124	17	.917	
6 Josten, Tom	.249	58-58	201	59	50	13	0	13	39	102	.507	40	14	65	2	.406	1	0	5-5	86	80	5	.971	

45 Cedarburg, Matt	.315	40-17	92	16	29	5	1	2	11	42	.457	9	2	24	1	.381	2	1	3-3	31	7	1	.974	
22 Russo, Cole	.253	40-31	99	15	25	6	1	2	14	39	.394	16	6	30	4	.385	1	0	0-1	91	53	3	.980	
2 Robinson, Corey	.200	48-14	70	16	14	3	0	0	4	17	.243	8	3	20	0	.309	0	3	5-6	42	0	1	.977	
7 Pettay, Greg	.154	16-3	13	3	2	0	0	0	0	2	.154	7	0	3	0	.450	0	1	1-1	2	9	2	.846	
5 Shannon, Brady	.149	25-9	47	4	7	0	0	2	5	13	.277	3	1	25	1	.216	0	0	2-2	22	0	2	.917	
42 Keano Suarez	.111	7-0	9	1	1	1	0	0	2	2	.222	0	0	3	0	.111	0	0	0-0	13	1	1	.933	
4 Taylor, Ryan	.063	26-2	16	2	1	0	0	1	1	4	.250	3	1	9	0	.250	0	1	0-0	8	12	0	1.000	
Totals	.285	59	2038	422	580	109	7	109	389	1030	.505	237	110	569	32	.386	19	25	56-68	1556	525	72	.967	
Opponents	.273	59	2040	403	557	104	14	75	371	914	.448	248	81	603	39	.371	18	27	61-81	1527	474	59	.971	

LOB - Team (480), Opp (455). DPs turned - Team (45), Opp (43). IBB - Team (3), N. Romano 1, B. McCabe 1, A. Sundean 1, Opp (8). Picked off - J. Rhys Plum 3, L. Boedicker 1, D. Faurot 1, A. Brait 1.

(All games Sorted by Earned run avg)

Player	era	w-l	app	gs	cg	sho	sv	ip	h	r	er	bb	so	2b	3b	hr	b/avg	wp	hp	bk	sfa	sha		
19 Gomez, Ruddy	5.25	6-3	15	15	0	0/0	0	72.0	83	53	42	22	78	15	3	9	.280	10	11	0	3	3		
28 Marlowe, Jacob	5.64	3-6	19	8	0	0/0	0	60.2	70	41	38	12	41	11	4	9	.282	3	8	0	1	3		
16 Stagliano, Dom	6.54	4-5	19	8	0	0/0	0	64.2	79	54	47	17	70	17	1	8	.294	5	6	0	1	4		

21 Victor, Najer	2.88	3-1	23	1	0	0/1	1	34.1	27	15	11	13	50	9	2	3	.218	5	0	1	1	0		
30 Kramer, Kyle	3.96	6-2	27	0	0	0/1	8	38.2	27	18	17	16	60	5	0	5	.200	1	7	0	1	3		
33 Leiter, Cameron	4.92	3-2	15	14	0	0/0	0	56.2	53	33	31	41	80	7	1	8	.254	7	2	1	1	3		
8 Centala, Chase	5.45	2-2	17	3	0	0/0	1	33.0	39	32	20	13	37	3	0	6	.285	5	4	1	0	3		
35 Vieira, Nick	5.86	1-1	17	1	0	0/0	1	27.2	30	20	18	15	32	7	0	5	.278	3	11	0	1	2		
31 Castellano, Dominic	6.48	1-1	16	1	0	0/1	0	25.0	31	20	18	8	29	7	1	2	.316	3	6	0	1	1		
39 Crain, Cameron	6.65	1-0	18	2	0	0/0	0	23.0	14	19	17	27	25	3	0	4	.175	2	5	2	2	1		
11 Balzer, Julian	6.75	1-1	9	0	0	0/0	0	10.2	11	10	8	8	17	1	1	1	.268	1	1	0	1	1		
37 Vespi, Ben	7.20	2-2	11	6	0	0/0	0	30.0	38	31	24	12	35	6	0	8	.311	1	3	0	2	2		
34 Sosnowski, Kris	7.71	0-0	12	0	0	0/0	0	11.2	16	15	10	7	13	4	0	3	.333	1	3	0	1	0		
32 Chappell, Zach	7.83	0-0	21	0	0	0/1	1	23.0	32	28	20	17	27	7	1	2	.337	7	8	0	2	1		
12 Austin, Zack	14.73	0-0	10	0	0	0/1	0	7.1	7	13	12	17	9	2	0	2	.241	10	4	0	0	0		
25 Lepkoske, Nolan	27.00	0-0	2	0	0	0/0	0	0.1	0	1	1	3	0	0	0	0	.000	0	2	0	0	0		
Totals	5.80	33-26	59	59	0	1/1	12	518.2	557	403	334	248	603	104	14	75	.273	64	81	5	18	27		
Opponents	6.65	26-33	59	59	0	2/2	9	509.0	580	422	376	237	569	109	7	109	.285	73	110	3	19	25		

PB - Team (14), B. McCabe 8, C. Russo 3, K. Suarez 2, A. Sundean 1, Opp (8). Pickoffs - Team (5), C. Leiter 2, N. Victor 1, K. Kramer 1, B. Vespi 1, Opp (5). SBA/ATT - B. McCabe (49-63), A. Sundean (11-13), R. Gomez (12-13), D. Stagliano (11-12), N. Victor (5-8), J. Marlowe (5-6), C. Leiter (4-6), N. Vieira (3-5), C. Centala (4-5), K. Kramer (3-5), J. Balzer (2-4), C. Crain (4-4), K. Sosnowski (3-4), Z. Chappell (3-3), D. Castellano (0-3), C. Russo (1-3), B. Vespi (1-2), Z. Austin (1-1).

2023 CONFERENCE-ONLY STATS

2023 UCF BASEBALL
Conference statistics for UCF (as of Jan 23, 2024)
(AAC games only Sorted by Batting avg)

Record: 12-12 Home: 6-6 Away: 6-6 AAC: 12-12

Player	avg	gp-gs	ab	r	h	2b	3b	hr	rbi	tb	slg%	bb	hp	so	gdp	ob%	sf	sh	sb-att	po	a	e	fld%	
17 Romano, Nick	.319	24-24	94	19	30	6	0	4	9	48	.511	11	3	16	5	.407	0	0	1-1	147	11	1	.994	
40 McCabe, Ben	.293	24-24	92	24	27	6	0	7	27	54	.587	6	12	26	1	.409	0	1	1-1	226	17	2	.992	
44 Sundean, Andrew	.292	24-24	96	15	28	3	0	10	25	61	.635	5	7	23	2	.370	0	0	0-0	35	3	0	1.000	
3 Boedicker, Lex	.273	23-22	88	18	24	3	0	7	19	48	.545	7	2	24	2	.340	0	1	1-1	49	2	1	.981	
26 Brait, Andrew	.259	24-24	85	20	22	4	2	1	16	33	.388	18	5	28	1	.413	1	3	2-2	10	29	4	.907	
10 Plumlee, John Rhys	.259	24-24	85	20	22	4	1	3	17	37	.435	8	5	28	0	.357	0	3	9-9	36	1	0	1.000	
1 Faurot, Drew	.256	24-23	82	16	21	4	0	5	17	40	.488	13	1	34	1	.357	2	0	3-3	24	35	5	.922	
6 Josten, Tom	.205	24-24	83	22	17	7	0	5	16	39	.470	14	7	27	0	.362	1	0	2-2	33	31	4	.941	

45 Cedarburg, Matt	.395	16-9	38	7	15	2	0	1	7	20	.526	5	1	8	1	.457	2	1	1-1	17	4	0	1.000	
22 Russo, Cole	.220	17-14	41	4	9	3	1	0	4	14	.341	5	2	11	3	.333	0	0	0-0	24	23	3	.940	
2 Robinson, Corey	.200	16-2	15	2	3	1	0	0	0	4	.267	0	0	7	0	.200	0	1	2-3	7	0	1	.875	
7 Pettay, Greg	.167	6-2	6	0	1	0	0	0	0	1	.167	1	0	0	0	.286	0	1	1-1	0	4	1	.800	
4 Taylor, Ryan	.000	8-0	3	0	0	0	0	0	0	0	.000	0	0	2	0	.000	0	0	0-0	1	2	0	1.000	
5 Shannon, Brady	.000	3-0	3	0	0	0	0	0	0	0	.000	0	0	3	0	.000	0	0	0-0	1	0	0	1.000	
Totals	.270	24	811	167	219	43	4	43	157	399	.492	93	45	237	16	.374	6	11	23-24	622	183	27	.968	
Opponents	.287	24	839	182	241	37	7	38	168	406	.484	98	40	278	11	.385	8	8	32-42	620	191	17	.979	

LOB - Team (179), Opp (189). DPs turned - Team (15), Opp (19). IBB - Team (1), A. Sundean 1, Opp (4). Picked off - D. Faurot 1.

(AAC games only Sorted by Earned run avg)

Player	era	w-l	app	gs	cg	sho	sv	ip	h	r	er	bb	so	2b	3b	hr	b/avg	wp	hp	bks	sfa	sha
28 Marlowe, Jacob	6.33	0-3	8	4	0	0/0	0	27.0	35	19	19	5	23	6	2	6	.307	1	5	0	1	2
16 Stagliano, Dom	6.60	0-2	9	3	0	0/0	0	30.0	43	27	22	8	38	6	0	5	.326	3	4	0	1	1
19 Gomez, Ruddy	7.99	2-3	8	8	0	0/0	0	32.2	44	37	29	12	36	10	2	6	.314	3	8	0	3	0

11 Balzer, Julian	0.00	0-1	2	0	0	0/0	0	4.0	3	2	0	2	9	0	0	0	.214	0	0	0	0	0
21 Victor, Najer	2.30	3-0	10	0	0	0/0	1	15.2	11	5	4	5	26	3	0	1	.196	3	0	0	0	0
33 Leiter, Cameron	4.26	2-0	5	5	0	0/0	0	19.0	13	10	9	18	31	1	1	4	.194	2	2	0	1	0
35 Vieira, Nick	4.32	1-1	7	0	0	0/0	0	8.1	7	4	4	7	12	1	0	0	.233	0	4	0	0	2
8 Centala, Chase	5.56	1-0	7	1	0	0/0	1	11.1	14	12	7	5	18	0	0	3	.292	3	1	0	0	1
30 Kramer, Kyle	5.62	3-1	10	0	0	0/0	2	16.0	13	11	10	9	30	2	0	2	.228	1	5	0	0	1
34 Sosnowski, Kris	6.75	0-0	3	0	0	0/0	0	2.2	5	6	2	1	4	1	0	2	.385	0	1	0	0	0
31 Castellano, Dominic	7.27	0-0	4	1	0	0/0	0	8.2	14	7	7	3	9	2	1	1	.400	0	1	0	1	0
37 Vespi, Ben	7.71	0-1	5	1	0	0/0	0	11.2	14	12	10	4	19	1	0	5	.298	0	2	0	1	0
39 Crain, Cameron	8.71	0-0	8	1	0	0/0	0	10.1	8	11	10	12	11	1	0	2	.205	2	3	1	0	1
32 Chappell, Zach	10.80	0-0	9	0	0	0/0	1	10.0	17	19	12	7	12	3	1	1	.362	4	4	0	0	0
Totals	6.29	12-12	24	24	0	0/0	5	207.1	241	182	145	98	278	37	7	38	.287	22	40	1	8	8
Opponents	6.88	12-12	24	24	0	1/1	4	206.2	219	167	158	93	237	43	4	43	.270	22	45	1	6	11

PB - Team (0), Opp (4). Pickoffs - Team (2), B. Vespi 1, K. Kramer 1, Opp (1). SBA/ATT - B. McCabe (24-30), D. Stagliano (9-10), A. Sundean (8-10), R. Gomez (5-6), J. Marlowe (5-5), C. Leiter (3-4), C. Crain (3-3), J. Balzer (0-2), N. Victor (1-2), D. Castellano (0-2), N. Vieira (2-2), K. Kramer (2-2), B. Vespi (1-2), Z. Chappell (1-1), C. Centala (0-1).



2023 HITTING LEADERS
2023 UCF BASEBALL
Batting Leaders for UCF (as of Jan 23, 2024)
(All games)

 Hitting minimums - 75% of Games 2.0 TPA/Game
 Pitching minimums - 1 Games 1.0 IP/Game

Batting avg 1. 40 McCabe, Ben .371 2. 44 Sundean, Andrew .340 3. 17 Romano, Nick .319 4. 26 Brait, Andrew .286 5. 10 Plumlee, John Rhys .286	Slugging pct 1. 40 McCabe, Ben .692 2. 44 Sundean, Andrew .626 3. 3 Boedicker, Lex .546 4. 17 Romano, Nick .523 5. 1 Faurot, Drew .510	On base pct 1. 40 McCabe, Ben .466 2. 44 Sundean, Andrew .428 3. 6 Josten, Tom .406 4. 17 Romano, Nick .402 5. 10 Plumlee, John Rhys .384
Runs scored 1. 40 McCabe, Ben 63 2. 6 Josten, Tom 59 3. 26 Brait, Andrew 44 4. 10 Plumlee, John Rhys 43 5. 2 tied at..... 41	Hits 1. 40 McCabe, Ben 83 2. 17 Romano, Nick 69 3. 44 Sundean, Andrew 69 4. 26 Brait, Andrew 65 5. 10 Plumlee, John Rhys 56	Runs batted in 1. 44 Sundean, Andrew 54 2. 40 McCabe, Ben 51 1 Faurot, Drew 51 4. 3 Boedicker, Lex 46 5. 17 Romano, Nick 41
Doubles 1. 40 McCabe, Ben 15 2. 26 Brait, Andrew 14 3. 6 Josten, Tom 13 4. 17 Romano, Nick 12 5. 10 Plumlee, John Rhys 11	Triples 1. 26 Brait, Andrew 3 2. 45 Cedarburg, Matt 1 22 Russo, Cole 1 10 Plumlee, John Rhys 1 17 Romano, Nick 1	Home runs 1. 40 McCabe, Ben 19 2. 44 Sundean, Andrew 16 3 Boedicker, Lex 16 4. 1 Faurot, Drew 15 5. 6 Josten, Tom 13
Total bases 1. 40 McCabe, Ben 155 2. 44 Sundean, Andrew 127 3. 17 Romano, Nick 113 3 Boedicker, Lex 113 5. 1 Faurot, Drew 107	Walks 1. 6 Josten, Tom 40 2. 26 Brait, Andrew 30 3. 1 Faurot, Drew 26 4. 17 Romano, Nick 23 5. 3 Boedicker, Lex 21	Hit by pitch 1. 40 McCabe, Ben 23 2. 10 Plumlee, John Rhys 15 44 Sundean, Andrew 15 4. 6 Josten, Tom 14 5. 26 Brait, Andrew 9
Sac bunts 1. 10 Plumlee, John Rhys 8 2. 26 Brait, Andrew 7 3. 2 Robinson, Corey 3 4. 40 McCabe, Ben 2 5. 5 tied at..... 1	Sac flies 1. 26 Brait, Andrew 5 1 Faurot, Drew 5 3. 45 Cedarburg, Matt 2 17 Romano, Nick 2 5. 5 tied at..... 1	Stolen bases 1. 10 Plumlee, John Rhys 18 2. 40 McCabe, Ben 6 26 Brait, Andrew 6 4. 3 tied at..... 5
Caught stealing 1. 10 Plumlee, John Rhys 5 2. 1 Faurot, Drew 3 3. 4 tied at..... 1	Steal attempts 1. 10 Plumlee, John Rhys 23 2. 1 Faurot, Drew 8 3. 40 McCabe, Ben 7 26 Brait, Andrew 7 5. 2 Robinson, Corey 6	Stolen base pct 1. 17 Romano, Nick 1.000 3 Boedicker, Lex 1.000 6 Josten, Tom 1.000 4. 26 Brait, Andrew .857 40 McCabe, Ben .857
Strikeouts 1. 1 Faurot, Drew 78 2. 6 Josten, Tom 65 3. 26 Brait, Andrew 60 4. 3 tied at..... 59	Grounded into DP 1. 44 Sundean, Andrew 7 2. 17 Romano, Nick 6 3. 1 Faurot, Drew 4 22 Russo, Cole 4 5. 3 Boedicker, Lex 3	Total plate appearances 1. 26 Brait, Andrew 278 2. 40 McCabe, Ben 266 3. 6 Josten, Tom 256 4. 17 Romano, Nick 250 5. 1 Faurot, Drew 246
At bats 1. 26 Brait, Andrew 227 2. 40 McCabe, Ben 224 3. 17 Romano, Nick 216 4. 1 Faurot, Drew 210 5. 3 Boedicker, Lex 207	Games played 1. 26 Brait, Andrew 59 40 McCabe, Ben 59 3. 6 Josten, Tom 58 1 Faurot, Drew 58 10 Plumlee, John Rhys 58	Game starts 1. 26 Brait, Andrew 59 40 McCabe, Ben 59 3. 6 Josten, Tom 58 10 Plumlee, John Rhys 58 5. 2 tied at..... 57
Games as sub 1. 2 Robinson, Corey 34 2. 4 Taylor, Ryan 24 3. 45 Cedarburg, Matt 23 4. 5 Shannon, Brady 16 5. 7 Pettay, Greg 13		

2023 PITCHING LEADERS

2023 UCF BASEBALL
Pitching Leaders for UCF (as of Jan 23, 2024)
(All games)

Hitting minimums - 75% of Games 2.0 TPA/Game
Pitching minimums - 1 Games 1.0 IP/Game

<p>Earned run avg</p> <p>1. 19 Gomez, Ruddy 5.25 2. 28 Marlowe, Jacob 5.64 3. 16 Stagliano, Dom 6.54</p>	<p>Opposing bat avg</p> <p>1. 19 Gomez, Ruddy .280 2. 28 Marlowe, Jacob .282 3. 16 Stagliano, Dom .294</p>	<p>Won-loss pct</p> <p>1. 19 Gomez, Ruddy .667 2. 16 Stagliano, Dom .444 3. 28 Marlowe, Jacob .333</p>
<p>Wins</p> <p>1. 30 Kramer, Kyle 6 2. 19 Gomez, Ruddy 6 3. 16 Stagliano, Dom 4 4. 3 tied at..... 3</p>	<p>Losses</p> <p>1. 28 Marlowe, Jacob 6 2. 16 Stagliano, Dom 5 3. 19 Gomez, Ruddy 3 4. 4 tied at..... 2</p>	<p>Saves</p> <p>1. 30 Kramer, Kyle 8 2. 35 Vieira, Nick 1 32 Chappell, Zach 1 21 Victor, Najer 1 8 Centala, Chase 1</p>
<p>Innings pitched</p> <p>1. 19 Gomez, Ruddy 72.0 2. 16 Stagliano, Dom 64.2 3. 28 Marlowe, Jacob 60.2</p>	<p>Batters struck out</p> <p>1. 33 Leiter, Cameron 80 2. 19 Gomez, Ruddy 78 3. 16 Stagliano, Dom 70 4. 30 Kramer, Kyle 60 5. 21 Victor, Najer 50</p>	<p>Appearances</p> <p>1. 30 Kramer, Kyle 27 2. 21 Victor, Najer 23 3. 32 Chappell, Zach 21 4. 16 Stagliano, Dom 19 28 Marlowe, Jacob 19</p>
<p>Games started</p> <p>1. 19 Gomez, Ruddy 15 2. 33 Leiter, Cameron 14 3. 16 Stagliano, Dom 8 28 Marlowe, Jacob 8 5. 37 Vespi, Ben 6</p>	<p>Games finished</p> <p>1. 30 Kramer, Kyle 20 2. 34 Sosnowski, Kris 8 3. 35 Vieira, Nick 6 4. 3 tied at..... 4</p>	<p>Games in relief</p> <p>1. 30 Kramer, Kyle 27 2. 21 Victor, Najer 22 3. 32 Chappell, Zach 21 4. 35 Vieira, Nick 16 39 Crain, Cameron 16</p>
<p>Wild pitches</p> <p>1. 19 Gomez, Ruddy 10 12 Austin, Zack 10 3. 32 Chappell, Zach 7 33 Leiter, Cameron 7 5. 3 tied at..... 5</p>	<p>Balks</p> <p>1. 39 Crain, Cameron 2 2. 21 Victor, Najer 1 8 Centala, Chase 1 33 Leiter, Cameron 1</p>	<p>Hit batters</p> <p>1. 19 Gomez, Ruddy 11 35 Vieira, Nick 11 3. 32 Chappell, Zach 8 28 Marlowe, Jacob 8 5. 30 Kramer, Kyle 7</p>
<p>Intentional BB allowed</p> <p>1. 35 Vieira, Nick 2 30 Kramer, Kyle 2 3. 4 tied at..... 1</p>	<p>Runners picked off</p> <p>1. 33 Leiter, Cameron 2 2. 37 Vespi, Ben 1 30 Kramer, Kyle 1 21 Victor, Najer 1</p>	<p>Batters SO out looking</p> <p>1. 33 Leiter, Cameron 21 2. 30 Kramer, Kyle 19 3. 19 Gomez, Ruddy 16 4. 32 Chappell, Zach 15 5. 2 tied at..... 13</p>
<p>Sac bunts allowed</p> <p>1. 16 Stagliano, Dom 4 2. 5 tied at..... 3</p>	<p>Sac flies allowed</p> <p>1. 19 Gomez, Ruddy 3 2. 39 Crain, Cameron 2 37 Vespi, Ben 2 32 Chappell, Zach 2 5. 9 tied at..... 1</p>	<p>Hits allowed</p> <p>1. 28 Marlowe, Jacob 70 2. 16 Stagliano, Dom 79 3. 19 Gomez, Ruddy 83</p>
<p>Runs allowed</p> <p>1. 28 Marlowe, Jacob 41 2. 19 Gomez, Ruddy 53 3. 16 Stagliano, Dom 54</p>	<p>Earned runs allowed</p> <p>1. 28 Marlowe, Jacob 38 2. 19 Gomez, Ruddy 42 3. 16 Stagliano, Dom 47</p>	<p>Walks allowed</p> <p>1. 28 Marlowe, Jacob 12 2. 16 Stagliano, Dom 17 3. 19 Gomez, Ruddy 22</p>
<p>Doubles allowed</p> <p>1. 28 Marlowe, Jacob 11 2. 19 Gomez, Ruddy 15 3. 16 Stagliano, Dom 17</p>	<p>Triples allowed</p> <p>1. 16 Stagliano, Dom 1 2. 19 Gomez, Ruddy 3 3. 28 Marlowe, Jacob 4</p>	<p>Home runs allowed</p> <p>1. 16 Stagliano, Dom 8 2. 19 Gomez, Ruddy 9 28 Marlowe, Jacob 9</p>



2023 FIELDING LEADERS

2023 UCF BASEBALL
Fielding Leaders for UCF (as of Jan 23, 2024)
(All games)

Hitting minimums - 75% of Games
 Pitching minimums - 1 Games 1.0 IP/Game

<table border="0"> <thead> <tr> <th colspan="2">Fielding pct</th> </tr> </thead> <tbody> <tr><td>1. 44 Sundean, Andrew</td><td>1.000</td></tr> <tr><td>2. 40 McCabe, Ben</td><td>.992</td></tr> <tr><td>3. 17 Romano, Nick</td><td>.986</td></tr> <tr><td>4. 3 Boedicker, Lex</td><td>.981</td></tr> <tr><td>5. 2 Robinson, Corey</td><td>.977</td></tr> </tbody> </table>	Fielding pct		1. 44 Sundean, Andrew	1.000	2. 40 McCabe, Ben	.992	3. 17 Romano, Nick	.986	4. 3 Boedicker, Lex	.981	5. 2 Robinson, Corey	.977	<table border="0"> <thead> <tr> <th colspan="2">Chances</th> </tr> </thead> <tbody> <tr><td>1. 40 McCabe, Ben</td><td>504</td></tr> <tr><td>2. 17 Romano, Nick</td><td>430</td></tr> <tr><td>3. 1 Faurot, Drew</td><td>206</td></tr> <tr><td>4. 6 Josten, Tom</td><td>171</td></tr> <tr><td>5. 26 Brait, Andrew</td><td>161</td></tr> </tbody> </table>	Chances		1. 40 McCabe, Ben	504	2. 17 Romano, Nick	430	3. 1 Faurot, Drew	206	4. 6 Josten, Tom	171	5. 26 Brait, Andrew	161	<table border="0"> <thead> <tr> <th colspan="2">Putouts</th> </tr> </thead> <tbody> <tr><td>1. 40 McCabe, Ben</td><td>453</td></tr> <tr><td>2. 17 Romano, Nick</td><td>402</td></tr> <tr><td>3. 3 Boedicker, Lex</td><td>102</td></tr> <tr><td>4. 10 Plumlee, John Rhys</td><td>93</td></tr> <tr><td>5. 22 Russo, Cole</td><td>91</td></tr> </tbody> </table>	Putouts		1. 40 McCabe, Ben	453	2. 17 Romano, Nick	402	3. 3 Boedicker, Lex	102	4. 10 Plumlee, John Rhys	93	5. 22 Russo, Cole	91
Fielding pct																																						
1. 44 Sundean, Andrew	1.000																																					
2. 40 McCabe, Ben	.992																																					
3. 17 Romano, Nick	.986																																					
4. 3 Boedicker, Lex	.981																																					
5. 2 Robinson, Corey	.977																																					
Chances																																						
1. 40 McCabe, Ben	504																																					
2. 17 Romano, Nick	430																																					
3. 1 Faurot, Drew	206																																					
4. 6 Josten, Tom	171																																					
5. 26 Brait, Andrew	161																																					
Putouts																																						
1. 40 McCabe, Ben	453																																					
2. 17 Romano, Nick	402																																					
3. 3 Boedicker, Lex	102																																					
4. 10 Plumlee, John Rhys	93																																					
5. 22 Russo, Cole	91																																					
<table border="0"> <thead> <tr> <th colspan="2">Assists</th> </tr> </thead> <tbody> <tr><td>1. 1 Faurot, Drew</td><td>124</td></tr> <tr><td>2. 26 Brait, Andrew</td><td>107</td></tr> <tr><td>3. 6 Josten, Tom</td><td>80</td></tr> <tr><td>4. 22 Russo, Cole</td><td>53</td></tr> <tr><td>5. 40 McCabe, Ben</td><td>47</td></tr> </tbody> </table>	Assists		1. 1 Faurot, Drew	124	2. 26 Brait, Andrew	107	3. 6 Josten, Tom	80	4. 22 Russo, Cole	53	5. 40 McCabe, Ben	47	<table border="0"> <thead> <tr> <th colspan="2">Errors</th> </tr> </thead> <tbody> <tr><td>1. 1 Faurot, Drew</td><td>17</td></tr> <tr><td>2. 26 Brait, Andrew</td><td>10</td></tr> <tr><td>3. 17 Romano, Nick</td><td>6</td></tr> <tr><td>4. 6 Josten, Tom</td><td>5</td></tr> <tr><td>5. 2 tied at.....</td><td>4</td></tr> </tbody> </table>	Errors		1. 1 Faurot, Drew	17	2. 26 Brait, Andrew	10	3. 17 Romano, Nick	6	4. 6 Josten, Tom	5	5. 2 tied at.....	4	<table border="0"> <thead> <tr> <th colspan="2">Fielding double plays</th> </tr> </thead> <tbody> <tr><td>1. 17 Romano, Nick</td><td>39</td></tr> <tr><td>2. 1 Faurot, Drew</td><td>26</td></tr> <tr><td>3. 6 Josten, Tom</td><td>15</td></tr> <tr><td> 22 Russo, Cole</td><td>15</td></tr> <tr><td>5. 26 Brait, Andrew</td><td>11</td></tr> </tbody> </table>	Fielding double plays		1. 17 Romano, Nick	39	2. 1 Faurot, Drew	26	3. 6 Josten, Tom	15	22 Russo, Cole	15	5. 26 Brait, Andrew	11
Assists																																						
1. 1 Faurot, Drew	124																																					
2. 26 Brait, Andrew	107																																					
3. 6 Josten, Tom	80																																					
4. 22 Russo, Cole	53																																					
5. 40 McCabe, Ben	47																																					
Errors																																						
1. 1 Faurot, Drew	17																																					
2. 26 Brait, Andrew	10																																					
3. 17 Romano, Nick	6																																					
4. 6 Josten, Tom	5																																					
5. 2 tied at.....	4																																					
Fielding double plays																																						
1. 17 Romano, Nick	39																																					
2. 1 Faurot, Drew	26																																					
3. 6 Josten, Tom	15																																					
22 Russo, Cole	15																																					
5. 26 Brait, Andrew	11																																					
<table border="0"> <thead> <tr> <th colspan="2">Stolen bases against</th> </tr> </thead> <tbody> <tr><td>1. 40 McCabe, Ben</td><td>49</td></tr> <tr><td>2. 19 Gomez, Ruddy</td><td>12</td></tr> <tr><td>3. 16 Stagliano, Dom</td><td>11</td></tr> <tr><td> 44 Sundean, Andrew</td><td>11</td></tr> <tr><td>5. 2 tied at.....</td><td>5</td></tr> </tbody> </table>	Stolen bases against		1. 40 McCabe, Ben	49	2. 19 Gomez, Ruddy	12	3. 16 Stagliano, Dom	11	44 Sundean, Andrew	11	5. 2 tied at.....	5	<table border="0"> <thead> <tr> <th colspan="2">Caught stealing by</th> </tr> </thead> <tbody> <tr><td>1. 40 McCabe, Ben</td><td>14</td></tr> <tr><td>2. 21 Victor, Najer</td><td>3</td></tr> <tr><td> 31 Castellano, Dominic</td><td>3</td></tr> <tr><td>4. 6 tied at.....</td><td>2</td></tr> </tbody> </table>	Caught stealing by		1. 40 McCabe, Ben	14	2. 21 Victor, Najer	3	31 Castellano, Dominic	3	4. 6 tied at.....	2	<table border="0"> <thead> <tr> <th colspan="2">Steal attempts against</th> </tr> </thead> <tbody> <tr><td>1. 40 McCabe, Ben</td><td>63</td></tr> <tr><td>2. 19 Gomez, Ruddy</td><td>13</td></tr> <tr><td> 44 Sundean, Andrew</td><td>13</td></tr> <tr><td>4. 16 Stagliano, Dom</td><td>12</td></tr> <tr><td>5. 21 Victor, Najer</td><td>8</td></tr> </tbody> </table>	Steal attempts against		1. 40 McCabe, Ben	63	2. 19 Gomez, Ruddy	13	44 Sundean, Andrew	13	4. 16 Stagliano, Dom	12	5. 21 Victor, Najer	8		
Stolen bases against																																						
1. 40 McCabe, Ben	49																																					
2. 19 Gomez, Ruddy	12																																					
3. 16 Stagliano, Dom	11																																					
44 Sundean, Andrew	11																																					
5. 2 tied at.....	5																																					
Caught stealing by																																						
1. 40 McCabe, Ben	14																																					
2. 21 Victor, Najer	3																																					
31 Castellano, Dominic	3																																					
4. 6 tied at.....	2																																					
Steal attempts against																																						
1. 40 McCabe, Ben	63																																					
2. 19 Gomez, Ruddy	13																																					
44 Sundean, Andrew	13																																					
4. 16 Stagliano, Dom	12																																					
5. 21 Victor, Najer	8																																					
<table border="0"> <thead> <tr> <th colspan="2">Passed balls</th> </tr> </thead> <tbody> <tr><td>1. 40 McCabe, Ben</td><td>8</td></tr> <tr><td>2. 22 Russo, Cole</td><td>3</td></tr> <tr><td>3. 42 Keano Suarez</td><td>2</td></tr> <tr><td>4. 44 Sundean, Andrew</td><td>1</td></tr> </tbody> </table>	Passed balls		1. 40 McCabe, Ben	8	2. 22 Russo, Cole	3	3. 42 Keano Suarez	2	4. 44 Sundean, Andrew	1	<table border="0"> <thead> <tr> <th colspan="2">Catchers interference</th> </tr> </thead> <tbody> </tbody> </table>	Catchers interference																										
Passed balls																																						
1. 40 McCabe, Ben	8																																					
2. 22 Russo, Cole	3																																					
3. 42 Keano Suarez	2																																					
4. 44 Sundean, Andrew	1																																					
Catchers interference																																						

2023 GAMES SUMMARY

2023 UCF BASEBALL
Games Summary for UCF (as of Jan 23, 2024)
(All games)

Score by innings	1	2	3	4	5	6	7	8	9	EX	Total
UCF	40	28	55	56	69	56	49	39	30	0	422
Opponents	56	47	40	38	51	48	51	32	32	8	403

Record when ...

Overall	33-26	After 6 leading	22-3
Conference	12-12 trailing	4-20
Non-Conference	21-14 tied	7-3
Home games	21-13	After 7 leading	23-3
Away games	11-11 trailing	4-17
Neutral site	1-2 tied	5-3
Day games	19-15	After 8 leading	25-2
Night games	14-11 trailing	3-17
vs Left starter	6-4 tied	3-2
vs Right starter	27-22		
1-Run games	6-4	Hit 0 home runs	3-8
2-Run games	9-6	... 1 home run	8-11
5+Run games	13-13	... 2+ home runs	22-7
Extra innings	0-3		
Shutouts	1-2	Opponent 0 home runs	15-5
	 1 home run	8-12
Scoring 0-2 runs	1-8 2+ HRs	10-9
..... 3-5 runs	7-7		
..... 6-9 runs	9-11	Made 0 errors	13-7
..... 10+ runs	16-0	... 1 error	15-7
		... 2+ errors	5-12
Opponent 0-2 runs	9-2		
..... 3-5 runs	13-6	Opp. made 0 errors	12-10
..... 6-9 runs	8-2 1 error	10-11
..... 10+ runs	3-16 2+ errors	11-5
Scored in 1st inning	10-6	Out-hit opponent	24-5
Opp. scored in 1st	12-7	Out-hit by opponent	7-19
Scores first	18-8	Hits are tied	2-2
Opp. scores first	15-18		

Record when team scores:

Runs	0	1	2	3	4	5	6	7	8	9	10+
W-L	0-2	0-1	1-5	0-4	3-2	4-1	3-3	2-5	2-2	2-1	16-0

Record when opponent scores:

Runs	0	1	2	3	4	5	6	7	8	9	10+
W-L	1-0	5-0	3-2	8-3	4-2	1-1	3-0	4-1	0-1	1-0	3-16

Record when leading after:

Inn.	1	2	3	4	5	6	7	8
W-L	9-5	17-5	18-5	23-5	24-4	22-3	23-3	25-2

Record when trailing after:

Inn.	1	2	3	4	5	6	7	8
W-L	9-7	8-15	6-16	8-17	4-19	4-20	4-17	3-17

Record when tied after:

Inn.	1	2	3	4	5	6	7	8
W-L	15-14	8-6	9-5	2-4	5-3	7-3	5-3	3-2

Current losing streak: 2
Longest winning streak: 5
Longest losing streak: 5

Home attendance : 61558 (34 dates avg = 1810)
Away attendance : 37808 (24 dates avg = 1575)
Total attendance: 99366 (58 dates avg = 1713)



2023 MISC STATS

2023 UCF BASEBALL
Miscellaneous Stats for UCF (as of Jan 23, 2024)
(All games)

Multiple Hit Games	2	3	4	5+	Total
40 McCabe, Ben	16	5	2	2	25
44 Sundean, Andrew	14	7	-	-	21
26 Brait, Andrew	15	3	1	-	19
17 Romano, Nick	14	5	-	-	19
10 Plumlee, John Rhys	15	-	-	-	15
1 Faurot, Drew	7	3	1	-	11
3 Boedicker, Lex	6	4	-	-	10
6 Josten, Tom	9	1	-	-	10
45 Cedarburg, Matt	8	-	-	-	8
22 Russo, Cole	2	2	-	-	4
2 Robinson, Corey	1	1	-	-	2
5 Shannon, Brady	-	-	1	-	1
TEAM	107	31	5	2	145

Multiple RBI Games	2	3	4	5+	Total
44 Sundean, Andrew	6	8	1	-	15
3 Boedicker, Lex	11	3	-	1	15
40 McCabe, Ben	9	4	-	1	14
1 Faurot, Drew	3	4	5	-	12
6 Josten, Tom	6	4	-	1	11
26 Brait, Andrew	6	-	3	-	9
10 Plumlee, John Rhys	5	2	-	1	8
17 Romano, Nick	3	1	2	1	7
45 Cedarburg, Matt	2	1	-	-	3
5 Shannon, Brady	1	1	-	-	2
22 Russo, Cole	1	-	-	1	2
2 Robinson, Corey	1	-	-	-	1
42 Keano Suarez	1	-	-	-	1
TEAM	55	28	11	6	100

Hitting Streaks	Longest	Current
3 Boedicker, Lex	16	-
26 Brait, Andrew	11	1
40 McCabe, Ben	11	1
6 Josten, Tom	10	1
17 Romano, Nick	9	1
44 Sundean, Andrew	8	2
1 Faurot, Drew	7	-
45 Cedarburg, Matt	5	2
10 Plumlee, John Rhys	5	4
22 Russo, Cole	5	1
2 Robinson, Corey	3	-
5 Shannon, Brady	2	-
29 x-Matheny, Caiden	1	-
4 Taylor, Ryan	1	-
42 Keano Suarez	1	-
7 Pettay, Greg	1	-

Reached Base Streaks	Longest	Current
6 Josten, Tom	28	13
17 Romano, Nick	20	1
3 Boedicker, Lex	18	3
10 Plumlee, John Rhys	17	4
44 Sundean, Andrew	15	7
40 McCabe, Ben	15	11
1 Faurot, Drew	13	-
26 Brait, Andrew	13	1
22 Russo, Cole	7	1
45 Cedarburg, Matt	6	2
5 Shannon, Brady	5	1
2 Robinson, Corey	4	3
7 Pettay, Greg	4	1
4 Taylor, Ryan	2	1
29 x-Matheny, Caiden	1	-
42 Keano Suarez	1	-



RECORD BOOK

2024 UCF Baseball



BIG 12 CONFERENCE



YEAR-BY-YEAR SUMMARY

YEAR	RECORD	PCT.	HOME	AWAY	NEUT.	CONF.	CONF REC.	PCT.	HEAD COACH
1973	16-15-1	.516				-	-	-	Doug Holmquist
1974	21-16	.568				-	-	-	Doug Holmquist
1975	29-10	.744				-	-	-	Doug Holmquist
1976	19-23	.452				-	-	-	Jack Sexton
1977	24-18	.571				-	-	-	Jack Sexton
1978	22-24	.478				SSC	3-12	.200	Bill Moon
1979	27-16	.628	21-7	6-6	0-2	SSC	10-5	.667	Bill Moon
1980	25-23	.521				SSC	6-8	.429	Bill Moon
1981	31-23-3	.570				SSC	4-11	.267	Bill Moon
1982	19-24-3	.446				SSC	6-15	.286	Bill Moon
1983	28-27-1	.509				SSC	11-10	.524	Jay Bergman
1984	34-29-1	.539				SSC	9-19	.321	Jay Bergman
1985 ¹	52-34-1	.603				-	-	-	Jay Bergman
1986	46-13	.780				-	-	-	Jay Bergman
1987	33-27	.550				-	-	-	Jay Bergman
1988	40-20	.667				-	-	-	Jay Bergman
1989	42-22	.656				-	-	-	Jay Bergman
1990	40-20	.667				-	-	-	Jay Bergman
1991	41-21	.661				Am. South.	10-8	.556	Jay Bergman
1992	35-23	.603				SBC	9-11	.450	Jay Bergman
1993	31-31	.500				TAAC	9-9	.500	Jay Bergman
1994	29-26	.527				TAAC	8-10	.444	Jay Bergman
1995	49-13	.790				TAAC	23-7	.767	Jay Bergman
1996	43-22	.662				TAAC	9-9	.500	Jay Bergman
1997	40-24	.625				TAAC	7-10	.412	Jay Bergman
1998	41-21	.661				TAAC	14-7	.667	Jay Bergman
1999	38-21	.644				TAAC	19-11	.633	Jay Bergman
2000	43-19	.694	24-7	16-9	3-3	TAAC	22-5	.815	Jay Bergman
2001	51-14	.785	29-7	17-6	5-1	TAAC	22-5	.815	Jay Bergman
2002	41-22	.651	23-6	12-14	6-2	Atlantic Sun ²	23-7	.767	Jay Bergman
2003	31-25	.554	20-15	11-10	-	Atlantic Sun	14-16	.467	Jay Bergman
2004	47-18	.723	24-7	19-7	4-4	Atlantic Sun	24-6	.800	Jay Bergman
2005	42-18	.700	28-8	12-9	2-1	Atlantic Sun	19-11	.633	Jay Bergman
2006	23-33	.411	15-20	8-13	-	C-USA	5-19	.208	Jay Bergman
2007	27-32	.458	21-15	5-15	1-2	C-USA	7-17	.292	Jay Bergman
2008*	31-27	.534	26-12	5-14	0-1	C-USA	8-16	.333	Jay Bergman (27-19) Craig Cozart (4-8)
2009	22-35	.386	15-18	5-14	2-3	C-USA	9-15	.375	Terry Rooney
2010	33-22	.600	20-15	13-7	-	C-USA	10-14	.417	Terry Rooney
2011	39-23	.629	21-11	14-8	4-4	C-USA	12-12	.500	Terry Rooney
2012	45-17	.726	26-11	15-3	4-3	C-USA	16-8	.667	Terry Rooney
2013	29-30	.492	22-12	7-15	0-3	C-USA	13-11	.542	Terry Rooney
2014	36-23	.601	23-11	11-11	2-1	American	17-7	.708	Terry Rooney
2015	31-27	.534	23-9	6-16	2-2	American	10-14	.416	Terry Rooney
2016	26-33	.441	18-12	6-17	2-4	American	8-16	.333	Terry Rooney
2017	40-22	.645	28-9	10-10	2-3	American	15-9	.625	Greg Lovelady
2018	35-21	.625	26-9	9-10	0-2	American	13-10	.565	Greg Lovelady
2019	36-22	.621	23-12	11-8	2-2	American	11-13	.458	Greg Lovelady
2020 [^]	15-3	.833	11-3	4-0	-	American	-	-	Greg Lovelady
2021	31-30	.508	15-11	13-17	3-2	American	18-14	.563	Greg Lovelady
2022	35-25	.583	18-14	14-9	3-2	American	14-10	.583	Greg Lovelady
2023	33-26	.559	21-13	11-11	1-2	American	12-12	.500	Greg Lovelady
2024						Big 12			Rich Wallace

DIVISION I

	GAMES	RECORD	PCT.	CONFERENCE	YEARS	RECORD	PCT.
Overall	2328	1422-905-1	.611	American South	1991	10-8	.556
Home ³	787	520-267	.661	SunBelt Conference	1992	9-11	.450
Away ³	507	254-253	.501	TAAC/Atlantic Sun	1993-2005	213-113	.653
Neutral ³	95	48-47	.505	Conference USA	2006-2013	80-112	.417
				The American	2014-2023	118-105	.529

POSTSEASON RESULTS

NCAA Regional Appearances.....	12
<i>(1989, '93, '95, '96, '97, 2000, '01, '02, '04, '11, '12)</i>	
NCAA Tournament Record.....	16-24 (.400)
Conference Tournament Champions.....	6
<i>TAAC/ASUN (1993, '95, '96, '97, 2001, '02)</i>	
Conference Regular Season Champions.....	5
<i>TAAC/ASUN (2000, '01, '02, '04), AAC (2017)</i>	

³Since the 2000 season

COACHING YEAR-BY-YEAR

YEAR	HEAD COACH	RECORD	PCT.	CONF.	CONF REC.	PCT.
1973	Doug Holmquist	16-15-1	.516	-	-	-
1974	Doug Holmquist	21-16	.568	-	-	-
1975	Doug Holmquist	29-10	.744	-	-	-
3 seasons		66-44-1	.616			
1976	Jack Sexton	19-23	.452	-	-	-
1977	Jack Sexton	24-18	.571	-	-	-
2 seasons		43-41	.512			
1978	Bill Moon	22-24	.478	SSC	3-12	.200
1979	Bill Moon	27-16	.628	SSC	10-5	.667
1980	Bill Moon	25-23	.521	SSC	6-8	.429
1981	Bill Moon	31-23-3	.570	SSC	4-11	.267
1982	Bill Moon	19-24-3	.446	SSC	6-15	.286
5 seasons		124-110-6	.529		29-49	.312
1983	Jay Bergman	28-27-1	.509	SSC	11-10	.524
1984	Jay Bergman	34-29-1	.539	SSC	9-19	.321
1985 ¹	Jay Bergman	52-34-1	.603	-	-	-
1986	Jay Bergman	46-13	.780	-	-	-
1987	Jay Bergman	33-27	.550	-	-	-
1988	Jay Bergman	40-20	.667	-	-	-
1989	Jay Bergman	42-22	.656	-	-	-
1990	Jay Bergman	40-20	.667	-	-	-
1991	Jay Bergman	41-21	.661	Am. South.	10-8	.556
1992	Jay Bergman	35-23	.603	SBC	9-11	.450
1993	Jay Bergman	31-31	.500	TAAC	9-9	.500
1994	Jay Bergman	29-26	.527	TAAC	8-10	.444
1995	Jay Bergman	49-13	.790	TAAC	23-7	.767
1996	Jay Bergman	43-22	.662	TAAC	9-9	.500
1997	Jay Bergman	40-24	.625	TAAC	7-10	.412
1998	Jay Bergman	41-21	.661	TAAC	14-7	.667
1999	Jay Bergman	38-21	.644	TAAC	19-11	.633
2000	Jay Bergman	43-19	.694	TAAC	22-5	.815
2001	Jay Bergman	51-14	.785	TAAC	22-5	.815
2002	Jay Bergman	41-22	.651	Atlantic Sun ²	23-7	.767
2003	Jay Bergman	31-25	.554	Atlantic Sun	14-16	.467
2004	Jay Bergman	47-18	.723	Atlantic Sun	24-6	.800
2005	Jay Bergman	42-18	.700	Atlantic Sun	19-11	.633
2006	Jay Bergman	23-33	.411	C-USA	5-19	.208
2007	Jay Bergman	27-32	.458	C-USA	7-17	.292
2008*	Jay Bergman	27-19	.587	C-USA	5-13	.278
2 seasons (DII)		62-58-2	.516		20-29	.408
24 seasons* (DI)		932-538-1	.634		249-181	.579
26 seasons*		994-594-3	.626		269-210	.562
2008*	Craig Cozart	4-8	.333	C-USA	3-3	.500
1 season*		4-8	.333		3-3	.500
2009	Terry Rooney	22-35	.386	C-USA	9-15	.375
2010	Terry Rooney	33-22	.600	C-USA	10-14	.417
2011	Terry Rooney	39-23	.629	C-USA	12-12	.500
2012	Terry Rooney	45-17	.726	C-USA	16-8	.667
2013	Terry Rooney	29-30	.492	C-USA	13-11	.542
2014	Terry Rooney	36-23	.601	American	17-7	.708
2015	Terry Rooney	31-27	.534	American	10-14	.416
2016	Terry Rooney	26-33	.441	American	8-16	.333
8 seasons		260-211	.552		95-97	.494
2017	Greg Lovelady	40-22	.645	American	15-9	.625
2018	Greg Lovelady	35-21	.625	American	13-10	.565
2019	Greg Lovelady	36-22	.621	American	11-13	.458
2020 [^]	Greg Lovelady	15-3	.833	American	-	-
2021	Greg Lovelady	31-30	.508	American	18-14	.563
2022	Greg Lovelady	35-25	.583	American	14-10	.583
2023	Greg Lovelady	33-26	.559	American	12-12	.500
7 Seasons[^]		225-149	.602		83-68	.550

2024 Rich Wallace

Big 12

COACHES BY THE NUMBERS

BY WINS

NAME	W	L	T	PCT.
Jay Bergman	994	594	3	.626
Terry Rooney	261	210	0	.554
Greg Lovelady	225	149	0	.602
Bill Moon	124	110	6	.529
Doug Holmquist	66	41	1	.616
Jack Sexton	43	41	0	.512
Craig Cozart	4	8	0	.333

BY WINNING PERCENTAGE

NAME	W	L	T	PCT.
Jay Bergman	994	594	3	.626
Doug Holmquist	66	41	1	.616
Greg Lovelady	225	149	0	.602
Terry Rooney	261	210	0	.554
Bill Moon	124	110	6	.529
Jack Sexton	43	41	0	.512
Craig Cozart	4	8	0	.333

BY CONFERENCE WINS

NAME	W	L	T	PCT.
Jay Bergman	297	210	0	.585
Terry Rooney	95	97	0	.495
Greg Lovelady	83	68	0	.550
Bill Moon	39	51	0	.567
Craig Cozart	3	3	0	.500

BY CONFERENCE WINNING PERCENTAGE

NAME	W	L	T	PCT.
Jay Bergman	297	210	0	.585
Bill Moon	39	51	0	.567
Greg Lovelady	83	68	0	.550
Craig Cozart	3	3	0	.500
Terry Rooney	95	97	0	.495

BY GAMES COACHED

NAME	G	W	L	T
Jay Bergman	1,591	994	594	3
Terry Rooney	471	261	210	-
Greg Lovelady	374	225	149	-
Bill Moon	240	124	110	6
Doug Holmquist	108	66	41	1
Jack Sexton	84	43	41	-
Craig Cozart	12	4	8	-

BY SEASONS COACHED

NAME	S	G
Jay Bergman	26*	1,591
Terry Rooney	8	471
Greg Lovelady	7 [^]	374
Bill Moon	5	234
Doug Holmquist	3	101
Jack Sexton	2	84
Craig Cozart	1*	12

¹ 1985 was UCF's first year in NCAA Division I (formerly NCAA Division II)

² Trans Atlantic Athletic Conference changed name to Atlantic Sun in 2002 (presently known as the ASUN)

* Craig Cozart coached 12 games in 2008 season as interim head coach, relieving Jay Bergman

[^] 2020 campaign was cut short due to COVID-19 pandemic



NCAA REGIONAL KNIGHTS
12 NCAA DI REGIONAL APPEARANCES 16-24
1989 NCAA EAST REGIONAL

Gainesville, Fla. 2-2			
5/25	vs. Georgia Tech	W	6-4
5/26	at Florida	W	10-7
5/27	vs. Miami (Fla.)	L	10-1
5/28	vs. Villanova	L	5-2

1993 NCAA EAST REGIONAL

Tallahassee, Fla. 1-2			
5/27	vs. Long Beach State	L	11-6
5/28	vs. South Florida	W	4-3
5/29	vs. Notre Dame	L	12-3

1995 NCAA ATLANTIC I REGIONAL

Tallahassee, Fla. - Dick Howser Stadium 1-2			
5/25	vs. South Alabama	W	6-5
5/26	vs. Old Dominion	L	7-6
5/27	vs. Mississippi	L	10-4

1996 NCAA EAST REGIONAL

Gainesville, Fla. 1-2			
5/23	vs. UMass	L	8-7
5/24	vs. Bucknell	W	13-1
5/25	vs. UMass	L	7-5

1997 NCAA EAST REGIONAL

Tallahassee, Fla. - Dick Howser Stadium 0-2			
5/22	vs. South Florida	L	5-4
5/23	at Florida State	L	16-2

2000 NCAA TALLAHASSEE REGIONAL

Tallahassee, Fla. - Dick Howser Stadium 2-2			
5/26	vs. Evansville	W	4-1
5/27	at #7 Florida State	W	9-8
5/28	at #7 Florida State	L	6-1
5/29	at #7 Florida State	L	8-1

2001 NCAA COLUMBIA REGIONAL

Columbia, S.C. - Sarge Frye Field 2-2			
5/25	vs. Princeton	W	13-12 (12)
5/26	at #13 South Carolina	W	8-6
5/27	at #13 South Carolina	L	9-7
5/28	at #13 South Carolina	L	5-2

2002 NCAA TALLAHASSEE REGIONAL

Tallahassee, Fla. - Dick Howser Stadium 1-2			
5/31	vs. South Florida	W	6-1
6/1	at #1 Florida State	L	7-3
6/1	vs. South Florida	L	7-2

2004 NCAA TALLAHASSEE REGIONAL

Tallahassee, Fla. - Dick Howser Stadium 3-2			
6/4	vs. #24 Oklahoma State	W	7-3
6/5	at #16 Florida State	L	3-2
6/5	vs. #24 Oklahoma State	W	12-9 (10)
6/6	at #16 Florida State	W	7-5
6/6	at #16 Florida State	L	19-3

2011 NCAA TALLAHASSEE REGIONAL

Tallahassee, Fla. - Dick Howser Stadium 1-2			
6/3	vs. Alabama	L	5-3
6/4	vs. Bethune-Cookman	W	16-5
6/5	vs. Alabama	L	12-5

2012 NCAA CORAL GABLES REGIONAL

Coral Gables, Fla. - Alex Rodriguez Park 2-2			
6/1	vs. Missouri State	W	2-1
6/2	vs. Stony Brook	W	9-8
6/3	vs. Stony Brook	L	12-5
6/4	vs. Stony Brook	L	10-6

2017 NCAA TALLAHASSEE REGIONAL

Tallahassee, Fla. - Dick Howser Stadium 0-2			
6/2	vs. Auburn	L	7-4
6/3	at #16 Florida State	L	6-1

1 NCAA DII REGIONAL APPEARANCE 0-2
1979 NCAA SOUTH REGIONAL

Lakeland, Fla. - Joker Marchant Stadium/Henley Field 0-2			
5/25	vs. Florida Southern	L	0-6
5/26	vs. Eckerd	L	4-9

UCF'S BEST RECORD AFTER...

GAME 1	1-0 (34 Times)
GAME 2	2-0 (28 Times)
GAME 3	3-0 (20 Times)
GAME 4	4-0 (12 Times)
GAME 5	5-0 (9 Times)
GAME 6	6-0 (7 Times)
GAME 7	7-0 (6 Times)
GAME 8	8-0 (2 Times)
GAME 9	9-0 (2015 Season)
GAME 10	9-1 (9 Times)
GAME 11	10-1 (4 Times)
GAME 12	11-1 (2 Times)
GAME 13	12-1 (2 Times)
GAME 14	13-1 (2008 Season)
GAME 15	14-1 (2008 Season)
GAME 16	15-1 (2008 Season)
GAME 17	16-1 (2008 Season)
GAME 18	17-1 (2008 Season)
GAME 19	18-1 (2008 Season)
GAME 20	19-1 (2008 Season)
GAME 21	19-2 (2008 Season)
GAME 22	20-2 (2008 Season)
GAME 23	20-3 (2 Times)
GAME 24	21-3 (2 Times)
GAME 25	22-3 (2 Times)
GAME 26	22-4 (3 Times)
GAME 27	23-4 (2005 Season)
GAME 28	23-5 (2 Times)
GAME 29	24-5 (2 Times)
GAME 30	25-5 (2004 Season)
GAME 31	26-5 (2004 Season)
GAME 32	27-5 (2004 Season)
GAME 33	28-5 (2004 Season)
GAME 34	28-6 (2 Times)
GAME 35	29-6 (2 Times)
GAME 36	30-6 (1986 Season)
GAME 37	31-6 (1986 Season)
GAME 38	32-6 (1986 Season)
GAME 39	33-6 (1986 Season)
GAME 40	34-6 (1986 Season)
GAME 41	34-7 (1986 Season)
GAME 42	34-8 (2 Times)
GAME 43	35-8 (1995 Season)
GAME 44	36-8 (1995 Season)
GAME 45	37-8 (1995 Season)
GAME 46	38-8 (1995 Season)
GAME 47	39-8 (1995 Season)
GAME 48	40-8 (1995 Season)
GAME 49	40-9 (2 Times)
GAME 50	41-9 (1995 Season)
GAME 51	42-9 (1995 Season)
GAME 52	42-10 (2 Times)
GAME 53	43-10 (2 Times)
GAME 54	44-10 (2 Times)
GAME 55	45-10 (2 Times)
GAME 56	45-11 (3 Times)
GAME 57	46-11 (2 Times)
GAME 58	47-11 (2 Times)
GAME 59	48-11 (2 Times)
GAME 60	49-11 (1995 Season)
GAME 61	49-12 (2 Times)
GAME 62	50-12 (2001 Season)
GAME 63	51-12 (2001 Season)
GAME 64	51-13 (2001 Season)
GAME 65	51-14 (2001 Season)
GAMES 66-87	1985 Season

MISC. SCHEDULE NOTES

MOST WINS		LARGEST VICTORIES			
SEASON	TOTAL	RUNS	OPPONENT	SCORE	DATE
1	1985	52	1	26	Fla. Memorial 27-1 4/14/79
2	2001	51	2	24	Colby 25-1 3/22/86
3	1995	49	3	23	Bethune-Cookman 24-1 2/29/88
4	2004	47	4	22	Cleveland St. 24-2 2/28/91
5	1986	46	22		SIUE 26-4 3/24/86
			6	21	Monmouth 23-2 3/3/06
			21		West. Carolina 21-0 3/12/00
			21		Brown 21-0 4/1/81
			9	20	CMU 21-1 3/10/17
			20		Hartford 24-4 3/14/10
			20		at UAB 29-9 4/24/09
			20		Lehigh 23-3 3/22/00
			20		Siena 22-2 3/13/99
			20		Bethune-Cookman 20-0 2/13/93
			20		Grace 20-0 4/3/85

FEWEST LOSSES		LARGEST CONFERENCE VICTORIES			
SEASON	TOTAL	RUNS	OPPONENT	SCORE	DATE
1	1975	10	1	20	at UAB 29-9 4/24/09
2	1995	13	2	19	Campbell 20-1 4/5/02
	1973	13	19		Samford 19-0 3/11/00
	1886	13	4	17	at Marshall 18-1 3/31/06
5	2001	14	17		Troy* 18-1 5/16/01
			17		at Stetson 17-0 4/18/99
			17		at Stetson 20-3 4/16/99
			8	16	Mercer 18-2 5/4/00
			10	15	Memphis^ 17-1 5/27/21
					Cincinnati 15-0 4/12/19

*A-SUN Tournament ^AAC Tournament

MOST HOME WINS		LARGEST DEFEATS			
SEASON	TOTAL	RUNS	OPPONENT	SCORE	DATE
1	1985	42	1	25	at ECU 26-1 3/20/09
2	1986	41	2	24	Miami 27-3 3/9/78
3	1988	33	3	23	at Miami 28-5 5/12/85
4	1991	32	4	21	Stetson 23-2 4/10/93
5	1996	31	5	18	Southern Miss 19-1 3/28/09
			18		Georgia 23-5 2/20/88
			7	17	at Houston 20-3 3/28/10
			17		Miami 19-2 3/9/10
			17		at South Ala 20-3 4/11/92
			17		Miami 19-2 4/7/73

MOST HOME LOSSES		LARGEST CONFERENCE DEFEATS			
SEASON	TOTAL	RUNS	OPPONENT	SCORE	DATE
1	1985	18	1	25	at ECU 26-1 3/20/09
	1983	18	2	21	Stetson 23-2 4/10/93
3	2007	15	3	18	Southern Miss 19-1 3/28/09
	2003	15	4	17	at Houston 20-3 3/28/10
	1981	15	5	16	Southern Miss 26-10 3/28/09
			16		Memphis 20-4 5/12/06
			16		at Stetson 16-0 5/3/97
			8	15	Tulane 20-5 4/11/09
			10	12	Southern Miss 18-3 5/20/06
					at FIU 13-1 4/6/96

FEWEST HOME WINS		LONGEST GAMES			
SEASON	TOTAL	INN.	OPPONENT	SCORE	DATE
1	1978	10	1	17	Rollins 4/29/82
2	2021	15	2	16	Monmouth 3/9/08
	2006	15	3	15	Col. of Charleston 3/18/95
4	3 times	16	4	14	2 Times

FEWEST HOME LOSSES		ALL-TIME DI RECORD			
SEASON	TOTAL	1-Run Games	2-Run Games	5+-Run Games	Extra-Inning games
1	2015	7	297	243	
2	1979	8	149	108	
	2005	8	609	301	
4	3 times	9	83	54-1	

MOST AWAY WINS		LONGEST WINNING STREAK			
SEASON	TOTAL	SEASON	TOTAL		
1	1995	20	1	1995	29
2	2004	18	2	1986	28
3	3 times	16	3	1992	22
			4	2001	14
			5	1998	5
			5	1979	6

MOST AWAY LOSSES		LONGEST WINNING STREAK			
SEASON	TOTAL	SEASON	TOTAL		
1	2021	17	1	1995	29
2	2016	15	2	1986	28
	2013	15	3	1992	22
	2008	15	4	2001	14
	2007	15	5	1998	5
	2002	15	5	1979	6

YEAR-BY-YEAR SCHEDULES

1973 - NCAA DII

16-15-1		
Coach: Doug Holmquist		
Embry-Riddle	5-3	W
Embry-Riddle	11-1	W
Florida Bible	3-1	W
Florida Bible	9-1	W
Lincoln (Mo.)	3-0	W
FIT	10-0	W
FIT	9-7	W
Jacksonville	7-5	L
FIT	11-1	W
FIT	10-1	W
St. Leo	4-2	L
Columbia	7-3	W
Buffalo	6-5	W
Florida Bible	11-3	W
Florida Bible	7-6	W
Delaware	7-3	L
Delaware	5-2	L
Buffalo	7-5	L
Air Force	3-1	L
Air Force	4-2	L
Tampa	11-4	L
St. Leo	4-1	W
Harvard	7-3	L
Miami (Fla.)	19-2	L
South Florida	6-3	W
Rollins	6-6	T
Eckerd	4-2	W
South Florida	10-0	L
Rollins	1-0	L
Eckerd	4-2	L
Miami (Fla.)	6-0	L
Miami (Fla.)	8-3	L

1974 - NCAA DII

21-16		
Coach: Doug Holmquist		
Embry-Riddle	16-1	W
Embry-Riddle	10-0	W
FIT	17-2	W
FIT	7-2	W
Florida Bible	10-1	W
Florida Bible	7-0	W
Miami (Fla.)	3-0	L
Miami (Fla.)	7-1	W
FIT	11-1	W
FIT	11-0	W
Bethune-Cookman	3-0	W
St. Leo	3-2	L
Shorter	7-4	W
Shorter	6-3	L
Lipscomb	7-2	L
Bethune-Cookman	11-5	W
Austin Peay	8-3	W
Austin Peay	12-4	L
Wheaton	11-4	W
Wheaton	16-4	W
Widener	6-1	W
Widener	12-10	L
Glassboro State	10-4	L
Glassboro State	7-5	L
Jacksonville	9-5	L
Florida Southern	2-0	L
Florida Southern	12-10	L
Jacksonville	11-3	W
Embry Riddle	16-1	W
Embry Riddle	16-0	W
St. Leo	4-1	W
South Florida	2-0	L
Rollins	3-2	W
Eckerd	7-2	L
South Florida	7-4	L
Rollins	10-2	L
Eckerd	4-3	L

1975 - NCAA DII

29-10		
Coach: Doug Holmquist		
Bethune-Cookman	1-0	L
Bethune-Cookman	2-0	W
Bethune-Cookman	4-0	W
Bethune-Cookman	2-0	W
FIT	15-0	W
Stetson	8-7	W
Ball State	8-3	W
FIT	7-0	W
FIT	14-0	W
Madison	5-2	W
Madison	8-3	L
Pennsylvania	3-0	L
Pennsylvania	12-8	W
South Florida	6-5	L
St. Leo	13-2	W
St. Leo	10-9	W
Westchester State	2-1	W
Widener	13-2	W
Widener	5-4	W
Massachusetts Maritime	8-0	W
Massachusetts Maritime	4-0	W
Tennessee	4-3	W
Brandeis	6-0	W
Brandeis	12-4	W
Colby	9-1	W
Milligan	13-7	W
Milligan	4-2	L
Florida Bible	12-1	W
Florida Bible	3-1	W
Jacksonville	4-3	L
Rollins	3-2	L
Eckerd	10-2	L
Rollins	3-2	L
Stetson	15-9	L
Flagler	11-0	W
Jacksonville	6-5	W
Eckerd	5-1	W
South Florida	6-5	W
Miami (Fla.)	1-0	W

1976 - NCAA DII

19-23		
Coach: Jack Sexton		
Bethune-Cookman	3-1	W
Bethune-Cookman	6-3	W
South Florida	4-0	L
Belmont	4-3	W
St. Leo	4-2	L
Belmont	6-1	W
Belmont	2-1	L
Columbia	8-0	W
Florida Southern	6-4	L
Wabash	3-1	W
Wabash	4-3	W
Austin Peay	3-1	W
Austin Peay	2-1	W
Austin Peay	13-3	L
Lipscomb	9-2	W
Lipscomb	3-2	L
South Carolina	8-0	L
South Carolina	7-0	L
Air Force	2-1	L
Air Force	7-0	W
Widener	7-0	W
Tennessee	10-1	W
Pennsylvania	10-4	L
Colby	14-0	W
Cornell	10-4	W
St. Leo	12-4	W
St. Leo	10-1	L
Florida Southern	5-0	W
Florida Southern	5-3	L
Jacksonville	3-1	L
Eckerd	5-4	L
Eckerd	11-2	L
Stetson	9-3	L
FIU	10-4	L
FIU	9-2	L
Rollins	3-2	W
Stetson	4-1	W
South Florida	12-3	L
Eckerd	3-2	L
Jacksonville	9-2	L
Rollins	8-3	L
Rollins	5-0	L

1977 - NCAA DII

24-18		
Coach: Jack Sexton		
FIT	7-0	W
FIT	6-1	W
South Florida	5-0	W
FIT	10-0	W
FIT	15-6	W
Tampa	6-3	W
Rollins	20-7	L
St. Leo	2-1	W
Adelphi	8-6	W
Assumption	13-0	W
Adelphi	9-1	W
St. Norbert	1-0	W
Lipscomb	4-0	W
Lipscomb	9-7	L
Hillsdale	5-0	W
Northwestern	14-4	W
MacMurray	7-2	W
Widener	6-2	L
St. Norbert	10-1	W
Calvin	5-2	W
Calvin	5-4	W
Stetson	3-5	L
Williams	3-2	W
Williams	3-1	L
Colby	13-7	W
Colby	9-7	W
Colby	5-3	L
St. Leo	5-3	L
Lambuth	9-8	W
Biscayne	6-10	L
Florida Southern	14-3	L
Florida Southern	5-0	L
Florida	10-0	L
Siena	6-4	L
Stetson	11-0	L
FIU	9-3	W
FIU	8-5	L
Eckerd	13-3	L
South Florida	4-2	L
Eckerd	6-4	L
Rollins	15-7	L
Rollins	13-5	W



1978 - NCAA DII
22-24 / 3-12 SSC
H: 10-9, A: 4-12, N: 8-3
Coach: Bill Moon

Miami (Fla.)	A	5-0	L
Stetson	H	5-3	W
Mercer	H	11-6	W
Flagler	A	8-7	W
Jacksonville	A	7-5	W
South Florida	A	2-0	L
FIT	H	10-4	W
Miami (Fla.)	H	27-3	L
Miami (Fla.)	H	11-1	L
Miami (Fla.)	H	7-4	L
Pennsylvania	H	11-10	W
Adelphi	H	11-8	W
American	H	13-6	W
Wisconsin	H	9-5	W
Tennessee-Wesleyan	N	8-5	L
Tennessee-Wesleyan	N	10-0	W
Union	N	15-3	W
Maine-Presque Isle	N	3-0	W
Maine-Presque Isle	N	20-2	W
West Liberty	N	2-0	W
West Liberty	N	7-4	L
West Liberty	N	7-6	W
St. Leo*	N	7-5	W
Colby	N	10-3	L
Colby	N	12-6	W
St. Leo*	A	8-0	W
St. Leo*	H	13-2	L
Tampa	A	5-1	L
Florida Southern*	H	4-3	L
Florida Southern*	A	9-1	L
Florida Southern*	H	10-3	L
South Florida	H	4-3	W
Rollins*	A	2-1	L
Rollins*	H	9-3	W
Rollins*	A	5-2	L
Florida	A	10-3	L
FIT	A	7-2	W
Biscayne*	A	2-3	L
Biscayne*	A	6-4	L
Biscayne*	A	11-9	L
Eckerd*	H	10-7	L
Eckerd*	A	4-1	L
Eckerd*	H	14-5	L
Stetson	A	10-3	L
FIU	H	19-12	L
FIU	H	1-0	W

* - Sunshine State Conference Game

1979 - NCAA DII
27-16 / 10-5 SSC
H: 23-8, A: 4-6, N: 0-2, PS: 0-2
SSC REGULAR SEASON CO-CHAMPIONS
Coach: Bill Moon

2/17 (1)	FIU	A	9-4	L
2/17 (2)	FIU	A	6-5	L
2/22	Washington & Lee	H	4-1	W
2/23	Washington & Lee	H	4-3	W
2/24	Ball State	H	10-4	L
2/28	Bloomsburg State	H	21-2	W
3/3	Jacksonville	A	5-3 (10)	W
3/4	Jacksonville	H	4-1	W
3/7	South Florida	H	8-7	L
3/9	Widener	H	8-5	W
3/15	Columbia	H	1-0	L
3/16	St. Norbert	H	8-1	W
3/17	St. Norbert	H	12-7	W
3/18	Columbia	H	10-5	W
3/19	Notre Dame	H	10-3	W
3/20	Yale	H	13-11 (10)	L
3/21	Yale	H	9-6 (10)	L
3/22	Delaware	H	8-3	W
3/24	Notre Dame	H	6-2	W
3/26	Hillsdale	H	13-0	W
3/28	#1 Florida Southern*	A	3-2	L
3/30	#1 Florida Southern*	H	6-5 (10)	W
3/31	#1 Florida Southern*	A	9-2	L
4/4	Rollins*	H	5-4	W
4/6	Rollins*	H	3-2	W
4/7	Rollins*	H	3-2	W
4/9	South Florida	A	7-4	L
4/11	Biscayne*	H	5-1	L
4/12 (1)	Biscayne*	H	4-2	W
4/12 (2)	Biscayne*	H	7-1	W
4/14	Florida Memorial	H	27-1 (8)	W
4/16	FIT	H	2-0	W
4/18	Eckerd*	A	7-2	L
4/20	Eckerd*	H	2-1	L
4/21	Eckerd*	A	10-8	W
4/23	FIT	H	7-1	W
4/26	St. Leo*	A	5-3	W
4/27	St. Leo*	H	15-1	W
4/28	St. Leo*	A	9-4	W
5/3	#1 FIU	H	3-2	W
5/4	#1 FIU	H	3-2	L
NCAA SOUTH REGIONAL				
5/12	Florida Southern ^{1A}	N	0-6	L
5/12	Eckerd ^{1B}	N	4-9	L

* - Sunshine State Conference Game

 NCAA DII South Regional
 Lakeland, Fla.

^{1A} - Played at Joker Marchant Stadium

^{1B} - Played at Henley Field

Note: Some opponent rankings may be missing.

1980 - NCAA DII
25-23 / 6-8 SSC
H: 18-12, A: 7-11
Coach: Bill Moon

Washington & Lee	H	10-0	W
Tampa	H	9-6 (11)	W
FIT	H	4-0	W
at Iowa State	A	6-1	W
at FIT	A	7-5	L
FIT	H	7-6 (8)	L
Stetson	H	3-2	L
FIU	H	9-2 (8)	W
South Florida	H	10-3	W
Vanderbilt	H	9-3	L
Davidson	H	8-5	L
Temple	H	7-5	W
Temple	H	8-5	L
Temple	H	14-6	W
Columbia	H	5-2	W
Columbia	H	12-2	L
Catholic	H	15-11 (8)	W
Jacksonville	H	5-4	W
Cornell	H	7-5	L
Austin Peay	H	9-3 (8)	L
Austin Peay	H	6-3	W
Wagner	H	5-4 (10)	W
at Biscayne*	A	9-6	W
at Biscayne*	A	5-2	W
at Biscayne*	A	7-4	W
at FIU	A	10-7	L
at FIU	A	12-0	L
at Rollins*	A	6-2	W
Wagner	H	10-0	W
Rollins*	H	12-1	L
at Rollins*	A	6-4 (10)	L
Baltimore	H	10-2	W
Baltimore	H	8-6	W
at Tampa	A	4-3	L
Siena	H	4-3	W
at FIT	A	5-3	L
Eckerd*	H	5-1	L
at Eckerd*	A	10-2	L
Eckerd*	H	15-8	W
at South Florida	A	7-3	W
St. Leo*	H	10-5	L
at St. Leo*	A	7-6	L
at Stetson	A	9-4	L
Florida Southern*	H	12-1	L
at Florida Southern*	A	9-1	L
Florida Southern*	H	7-5	W
at Florida-Leesburg	A	6-2	L
at Jacksonville	A	9-2	W

* - Sunshine State Conference Game

1981 - NCAA DII

31-23-3 / 4-11 SSC
H: 24-15-3, A: 7-8
Coach: Bill Moon

Florida A&M	H	14-5	W
Florida A&M	H	1-0 (7)	L
Florida A&M	H	2-2 (8)	T
Washington & Lee	H	11-3	W
at FIU	A	12-5	W
at FIU	A	9-8	L
Stetson	H	9-6	L
FIU	H	8-7 (8)	W
FIU	H	9-5	W
Furman	H	9-6	L
Davidson	H	13-7	W
at Evansville	A	4-1	W
Iowa State	H	5-4	L
vs. Minnesota Twins ¹	N	7-5	L
vs. Minnesota Twins ¹	N	7-5	L
Temple	H	4-3	L
Temple	H	8-3 (7)	W
Temple	H	2-2 (12)	T
Eastern Michigan	H	12-5	W
Milton	H	13-4	W
Tennessee State	H	4-1	W
Tennessee State	H	10-4 (6)	W
Milton	H	14-1 (7)	W
Milton	H	9-4 (7)	W
Yale	H	21-21 (7)	T
St. Norbert	H	14-0	W
St. Norbert	H	15-5 (8)	W
Baltimore	H	6-1	W
Baltimore	H	22-4	W
Williams	H	6-1	W
at Jacksonville	A	9-5	L
Bradley	H	6-4	L
Bradley	H	5-4 (8)	L
Bradley	H	6-3 (7)	L
at Tampa	A	11-4	W
Tampa	H	5-3 (10)	L
Brown	H	21-0	W
Biscayne*	H	8-4	L
Biscayne*	H	10-7	W
Biscayne*	H	3-1	L
at Eckerd*	A	5-4	L
Eckerd*	H	12-1	W
at Eckerd*	A	8-2	L
at Stetson	A	9-8 (10)	W
at St. Leo*	A	15-2	L
St. Leo*	H	9-3	W
at St. Leo*	A	5-3	L
Jacksonville	H	14-7	W
at Florida Southern*	A	11-0	L
Florida Southern*	H	11-2	L
at Florida Southern*	A	6-5	L
Northeastern Illinois	H	6-4	W
Rollins*	H	9-6	L
at Rollins*	A	13-5	W
Rollins*	H	4-3	L
FIT	H	6-3 (7)	L
FIT	H	6-2 (7)	W
at FIT	A	1-0 (10)	W
at FIT	A	3-0 (7)	W

* - Sunshine State Conference Game

¹ - Exhibition Game (Not included in record)
Orlando, Fla.

1982 - NCAA DII

19-24-3 / 6-15 SSC
H: 16-11-3, A: 3-13
Coach: Bill Moon

at Valdosta State	A	13-7 (7)	W
at Valdosta State	A	16-4 (7)	W
at Bethune-Cookman	A	6-5	L
Seton Hall	H	9-7 (11)	W
Seton Hall	H	7-1 (7)	L
Seton Hall	H	10-7 (7)	W
Vanderbilt	H	3-3	T
Vanderbilt	H	10-4	L
Ithaca	H	7-6	W
vs. Minnesota Twins ¹	N	5-2	L
Temple	H	6-4	L
Westchester State	H	9-5	W
at Florida	A	11-10	L
at Florida	A	9-2	L
Yale	H	9-8	L
Tennessee State	H	8-7 (7)	W
Tennessee State	H	4-4	T
Pennsylvania	H	7-3	W
Northwestern	H	14-5 (7)	W
Northwestern	H	11-9 (7)	L
Northwestern	H	10-3 (7)	W
Northwestern	H	8-8 (7)	T
Eckerd*	H	10-6	W
Johns Hopkins	H	12-1 (5)	W
at Eckerd*	A	5-2	L
Eckerd*	H	11-10	W
Florida Southern*	H	1-0	L
at Florida Southern*	A	3-2	L
Florida Southern*	H	11-4	L
at FIT*	A	12-7	W
St. Leo*	H	1-0	L
at St. Leo*	A	9-0	L
at St. Leo*	A	8-7	L
FIU	H	4-3 (12)	L
FIU	H	4-3	W
Bethune-Cookman	H	7-3	W
Rollins*	H	8-7 (10)	L
at Rollins*	A	6-3	L
Rollins*	H	3-1 (17)	L
at Biscayne*	A	5-1	L
at Biscayne*	A	7-6 (10)	L
at Biscayne*	A	9-6	L
at FIT*	A	5-3	L
FIT*	H	6-1	W
Tampa*	H	5-4	W
at Tampa*	A	4-1	L
Tampa*	H	9-3	W

* - Sunshine State Conference Game

¹ - Exhibition Game (Not included in record)
Orlando, Fla.

1983 - NCAA DII

28-27-1 / 11-10 SSC
H: 21-18-1, A: 7-9
Coach: Jay Bergman

Rollins	H	4-3	W
at Rollins	A	5-2	W
at Bethune-Cookman	A	6-1	W
at Bethune-Cookman	A	14-12	L
Valdosta State	H	6-2	L
Valdosta State	H	3-0	L
at Liberty Baptist	A	11-5	L
at Rio Grande	A	17-0	W
vs. Minnesota Twins ¹	N	8-0	L
Western Kentucky	H	8-2	L
Western Kentucky	H	1-0	W
Western Kentucky	H	5-3	L
Bryan	H	13-3	W
Bryan	H	16-0	W
Western Kentucky	H	11-10 (11)	W
Yale	H	16-11	L
Yale	H	7-7	T
Michigan	H	13-3	L
Michigan	H	13-4	L
Saint Joseph's	H	10-6	L
Pennsylvania	H	15-14	L
Virginia	H	7-6	W
Michigan	H	10-4	L
Lewis	H	8-6	L
Princeton	H	16-2	W
Princeton	H	6-2	W
Georgetown (Ky.)	H	12-11	W
Georgetown (Ky.)	H	10-3	W
Sacred Heart	H	12-3	W
St. Xavier	H	6-4	W
Williams	H	17-1	W
St. Xavier	H	22-8	L
at Florida Southern*	A	2-0	L
Colby	H	13-5	W
Colby	H	9-4	L
Florida Southern*	H	8-3	L
at Florida Southern*	A	7-4	L
FIT*	H	3-0	W
at FIT*	A	9-4	W
FIT*	H	14-6	L
Flagler	H	8-5	L
St. Leo*	H	6-2	W
at St. Leo*	A	11-10	W
St. Leo*	H	9-1	W
at Flagler	A	11-8	L
at Rollins*	A	14-12	L
Rollins*	H	6-0	L
at Rollins*	A	1-0	L
Biscayne*	H	7-4	W
Biscayne*	H	11-10 (11)	W
Biscayne*	H	8-6	W
at Tampa*	A	9-1	W
Tampa*	H	6-0	L
at Tampa*	A	6-3	L
at Eckerd*	A	9-4	W
Eckerd*	H	4-0	W
at Eckerd*	A	10-6	L

* - Sunshine State Conference Game

¹ - Exhibition Game (Not included in record)
Orlando, Fla.

1984 - NCAA DII
34-29-1 / 9-19 SSC
H: 28-15-1, A: 6-14
Coach: Jay Bergman

Flagler	H	4-0	L
at Flagler	A	8-2	W
Florida Atlantic	H	6-5	W
Georgia	H	3-0	L
Georgia	H	5-2	W
Bethune-Cookman	H	3-0 (7)	W
Bethune-Cookman	H	12-5 (7)	L
at Valdosta State	A	4-2 (7)	L
at Valdosta State	A	4-3	L
at Florida Atlantic	A	14-4	W
St. Leo*	H	7-2	W
St. Leo*	H	5-4 (10)	L
Villanova	H	6-3	W
Illinois State	H	13-10	L
La Salle	H	8-4 (7)	W
Villanova	H	14-1	W
Western Kentucky	H	12-2	W
St. Joseph's	H	10-0 (7)	W
Ithaca	H	11-6	L
St. Joseph's	H	4-3 (7)	W
Wisconsin-Eau Claire	H	10-4 (6)	W
La Salle	H	8-1 (7)	W
Pennsylvania	H	12-5 (8)	W
Iowa State	H	6-2	W
Wisconsin-Eau Claire	H	5-1 (7)	W
Wisconsin-Eau Claire	H	13-5 (7)	W
Iowa State	H	12-8	L
Iowa State	H	3-2	W
Iowa State	H	2-1 (7)	L
Iowa State	H	5-4 (8)	W
St. Xavier	H	11-6	W
Williams	H	5-2 (7)	W
Williams	H	5-0 (7)	W
Colby	H	3-2 (7)	W
St. Xavier	H	12-1	W
Tennessee	H	9-2 (8)	L
St. Xavier	H	9-9	T
Colgate	H	11-0	W
at Villanova*	A	1-0	W
at Villanova*	A	6-4 (7)	L
at Villanova*	A	2-1	L
at Villanova*	A	9-8 (7)	L
Eckerd*	H	6-1	W
at Eckerd*	A	20-11 (7)	W
Rollins*	H	10-9 (14)	L
at Rollins*	A	5-4	L
at FIT*	A	12-3	W
FIT*	H	8-7	W
at Florida Southern*	A	11-10	W
Florida Southern*	H	14-12	L
Tampa*	H	3-1 (10)	L
at Tampa*	A	6-2	L
at St. Leo*	A	7-3	L
at St. Leo*	A	4-0	L
at Eckerd*	A	13-1	L
Eckerd*	H	11-5	W
at Rollins*	A	8-1	L
Rollins*	H	7-6	W
at FIT*	A	10-6	L
FIT*	H	5-2	L
Florida Southern	H	11-3	L
at Florida Southern	A	11-8	L
Tampa	H	7-1	L
at Tampa	A	7-6	L

* - Sunshine State Conference Game

1985
FIRST SEASON OF NCAA DIVISION I
52-34-1
H: 42-18-1, A: 10-15
Coach: Jay Bergman

2/8	Florida	H	9-4	L
2/9	Florida Tech	H	3-2 (7)	W
2/9	Florida Tech	H	6-2 (7)	W
2/10	Florida Tech	A	9-8	W
2/13	Tampa	A	23-9	W
2/14	Florida Southern	H	10-4	L
2/15	West Florida	H	8-0	L
2/16	North Carolina	H	4-1	W
2/17	North Carolina	H	10-9 (10)	L
2/18	Florida Southern	H	4-3	L
2/19	Rollins	H	8-4	W
2/20	Rollins	A	3-4	L
2/21	FIU	H	12-4	L
2/21	FIU	H	3-1	W
2/22	LSU	H	7-0	L
2/23	LSU	H	5-4	W
2/24	LSU	H	9-8	L
2/26	Stetson	H	9-1	W
2/27	Stetson	A	7-6(12)	L
3/1	Tampa	H	14-5	W
3/2	St. Joseph's	H	7-5	L
3/3	Florida A&M	H	4-1 (7)	W
3/3	Florida A&M	H	14-3 (7)	W
3/4	Florida A&M	H	7-1	W
3/5	Boston College	H	11-7 (7)	W
3/5	Boston College	H	10-1 (7)	W
3/6	St. Joseph's	H	8-5	W
3/7	Florida State	H	6-2	L
3/8	Florida State	H	6-5 (12)	W
3/8	Pennsylvania	H	8-3	W
3/9	Vanderbilt	H	6-5	L
3/9	Villanova	H	12-10	W
3/10	Jacksonville	A	8-4 (7)	L
3/10	Jacksonville	A	13-4 (7)	L
3/11	Xavier	H	9-8 (7)	W
3/11	Xavier	H	7-2 (7)	W
3/12	Jacksonville State	H	8-3	L
3/13	Jacksonville State	H	11-5	W
3/13	Central Michigan	H	6-5 (10)	W
3/15	Wisconsin	H	14-8	W
3/15	Wisconsin	H	18-1	W
3/16	St. Xavier	H	20-10	W
3/17	St. Xavier	H	4-3 (7)	L
3/17	St. Xavier	H	4-3 (7)	L
3/18	MTSU	H	7-1	W
3/19	MTSU	H	6-0	L
3/20	Valdosta State	H	5-2 (7)	W
3/20	Valdosta State	H	8-7 (7)	W
3/22	St. Xavier	H	9-7	W
3/23	Colby	H	15-6	W
3/24	Colby	H	16-8 (7)	L
3/24	Colby	H	13-2 (7)	W
3/26	Florida-Leesburg	H	10-6	W
3/27	Colby	H	10-1 (7)	W
3/27	Colby	H	16-3 (7)	W
3/30	Newberry	H	11-11 (8)	T
3/30	Valdosta State	A	13-1	L
4/1	Florida A&M	A	11-6 (7)	W
4/1	Florida A&M	A	14-3 (6)	W
4/2	Grace	H	18-4	W
4/2	Delaware	H	7-3	W
4/3	Grace	H	20-0 (7)	W
4/3	Grace	H	21-6 (7)	W
4/4	Calvin	H	10-9 (7)	W
4/4	Calvin	H	6-3 (7)	W
4/5	Florida Atlantic	H	10-9	L
4/8	Florida State	A	6-3	L
4/9	Florida State	A	12-0	L
4/10	Florida State	A	19-6	L
4/12	Rollins	A	5-1	L
4/16	Jacksonville	H	12-10 (7)	W
4/16	Jacksonville	H	5-4	W
4/20	FIU	A	4-3	L
4/20	FIU	A	8-7	W
4/21	FIU	A	11-5	W
4/22	Stetson	H	7-2	L
4/24	Stetson	A	10-4	W
4/26	Flagler	H	12-2	W
4/27	Flagler	A	11-1 (7)	W
4/27	Flagler	A	4-3(7)	L
5/3	South Florida	A	13-2	L
5/4	South Florida	A	13-6	L
5/5	South Florida	A	8-7 (10)	L
5/6	South Florida	H	6-4	L
5/11	Miami (Fla.)	A	7-6	W
5/11	Miami (Fla.)	A	18-5	L
5/12	Miami (Fla.)	A	28-5	L

1986
46-13
H: 41-9, A: 5-4
Coach: Jay Bergman

2/4	Bethune-Cookman	A	9-5	W
2/9	FIT	H	8-6	W
2/12	Louisiana	H	5-3	L
2/13	Louisiana	H	2-1	L
2/17	Georgia	H	11-6	L
2/18	Georgia	H	9-3	W
2/19	Stetson	A	3-1	L
2/22	FIU	H	9-8	W
2/23	FIU	H	11-5	L
2/26	Stetson	H	7-3	W
3/1	Saint Joseph's	H	9-3	W
3/1	Rollins	H	2-6	L
3/2	Villanova	H	9-4	W
3/3	Rollins	H	13-3	W
3/5	Saint Joseph's	H	17-2	W
3/7	Catawba	H	10-0	W
3/7	Catawba	H	5-2	W
3/8	Villanova	H	11-1	W
3/9	Michigan	H	8-5	W
3/10	Ithaca	H	12-3	W
3/11	Liberty	H	5-4	W
3/12	Liberty	H	10-5	W
3/17	Bellarmine	H	4-2	W
3/17	St. Xavier	H	11-9	W
3/18	St. Xavier	H	13-2	W
3/19	Northeastern Illinois	H	7-4	W
3/20	Northeastern Illinois	H	11-2	W
3/21	St. Xavier	H	8-3	W
3/22	St. Xavier	H	3-2	W
3/22	Colby	H	25-1	W
3/22	Merrimack	H	10-5	W
3/23	Merrimack	H	11-3	W
3/24	SIU-Edwardsville	H	26-4	W
3/25	St. Mary's	H	10-5	W
3/26	Colby	H	5-0	W
3/26	St. Mary's	H	15-4	W
3/27	Colby	H	14-11	W
3/27	Merrimack	H	6-3	W
3/28	Ohio State	H	12-5	W
3/29	Ohio State	H	7-2	W
3/29	SIU-Edwardsville	H	8-7	L
4/1	Florida State	A	15-12	L
4/2	Florida State	A	8-3	L
4/5	Calvin	H	4-3	W
4/5	Calvin	H	8-2	W
4/7	Bethune-Cookman	H	17-2	W
4/8	Rollins	A	8-2	W
4/9	Rollins	H	8-1	W
4/10	Florida	A	7-0	W
4/13	FIU	A	4-3	L
4/13	FIU	A	13-5	W
4/16	FIT	H	10-4	W
4/18	Tampa	H	9-4	W
4/21	Stetson	A	5-2	W
4/22	Stetson	H	13-4	W
4/26	Florida State	H	3-1	L
5/1	Florida	H	2-1	L
5/2	South Florida	H	4-3	L
5/3	South Florida	H	6-3	W

1987

33-27
H: 26-14, A: 7-13, N: 0-0
Coach: Jay Bergman

2/6	West Florida	H	7-4	W
2/7	Armstrong State	H	9-8	W
2/7	Armstrong State	H	3-2	W
2/8	FIT	A	8-5	L
2/9	FIT	H	5-6	L
2/14	Rollins	A	7-6	W
2/15	Rollins	H	9-3	W
2/18	Stetson	A	10-9	W
2/20	Stetson	H	16-15	L
2/21	Georgia	H	4-6	L
2/22	Georgia	H	9-8	W
2/25	South Florida	A	9-2	L
2/28	FIU	H	12-1	W
3/1	FIU	H	10-5	W
3/4	Florida	H	8-4	L
3/6	Iowa State	H	3-1	W
3/7	Iowa State	H	4-3	L
3/7	Detroit	H	10-4	W
3/8	Detroit	H	15-5	W
3/9	Villanova	H	12-5	W
3/10	Florida	A	8-7	L
3/11	Samford	H	8-5	L
3/12	Samford	H	11-2	W
3/13	Villanova	H	11-3	W
3/15	Pittsburgh ¹	H	9-5	W
3/16	Seton Hall ¹	H	4-3	L
3/17	Princeton ¹	H	9-2	W
3/18	Pittsburgh ¹	H	16-6	W
3/19	Seton Hall ¹	H	7-4	L
3/20	Princeton ¹	H	4-2	L
3/21	Pittsburgh ¹	H	6-4	W
3/22	Seton Hall ¹	H	9-8	L
3/24	Florida State	A	12-4	L
3/25	Florida State	A	4-3	L
3/28	W.Va.-Wesleyan	H	15-0	W
3/28	W.Va.-Wesleyan	H	14-2	W
3/31	Jacksonville	H	10-9	W
3/31	Jacksonville	H	12-11	W
4/1	South Florida	H	6-2	L
4/2	Florida	A	12-6	W
4/4	Alabama	A	12-1	L
4/4	Alabama	A	10-3	W
4/5	Alabama	A	16-5	L
4/8	Stetson	A	5-12	L
4/14	Rollins	A	14-2	W
4/15	Rollins	H	12-1	W
4/17	FIU	A	7-1	L
4/18	FIU	H	5-1	L
4/21	Stetson	H	15-7	L
4/23	Florida State	H	8-5	W
4/29	Armstrong State	H	8-5	L
4/30	Armstrong State	H	29-15	W
5/1	The Citadel	A	7-3	W
5/2	The Citadel	A	6-3	L
5/2	The Citadel	A	6-5	W
5/6	North Carolina	A	7-6	W
5/7	North Carolina	A	5-0	L
5/10	Jacksonville	A	3-2	L
5/10	Jacksonville	A	7-6	L

¹ - UCF Burger King/Spring Classic
 Orlando, Fla.

Note: One result missing from 1987 schedule

1988

40-20
H: 33-9, A: 5-11, N: 2-0
Coach: Jay Bergman

2/7	FIT	H	5-2	W
2/16	Florida	H	2-0	W
2/17	Rollins	A	12-7	L
2/19	Georgia	H	5-1	W
2/20	Georgia	H	23-5	L
2/23	Stetson	A	7-2	L
2/24	Stetson	H	12-1	W
2/26	North Florida	H	3-1	W
2/27	FIU	A	6-4	L
2/28	FIU	A	10-1	L
2/29	Bethune-Cookman	H	24-1	W
2/29	Bethune-Cookman	H	15-0	W
3/1	Florida	A	5-2	L
3/2	Rollins	H	8-6 (10)	L
3/5	Xavier	H	5-1	W
3/6	Detroit	H	7-6 (12)	W
3/7	Maine	H	2-1	L
3/8	Pennsylvania	H	6-5	W
3/9	Pittsburgh	H	1-0	W
3/11	Iowa State	H	3-2 (12)	W
3/11	Iowa State	H	10-5	W
3/12	Iowa State	H	16-4	L
3/12	Pittsburgh	H	3-0	W
3/14	Liberty	H	4-2	W
3/15	Bradley	H	8-0	W
3/16	Eastern Kentucky	H	9-7	W
3/17	Liberty	H	10-6	W
3/18	Bradley	H	12-1	L
3/18	Eastern Kentucky	H	6-0	L
3/22	Long Island	H	9-1	W
3/24	Long Island	H	1-0	W
3/26	Northeastern	H	6-1	W
3/27	Northeastern	H	12-9	W
3/28	Quincy	H	6-1	W
3/29	Colby	N	23-16	W
3/30	South Florida	A	10-1	W
3/31	Southern Maine	H	10-2	W
3/31	Southern Maine	H	7-6	W
4/1	Brown	H	3-2	W
4/4	Calvin	H	9-1	W
4/4	Calvin	H	11-2	W
4/8	Jacksonville	H	11-8 (10)	L
4/8	Jacksonville	H	9-8 (8)	W
4/13	South Florida	H	4-3	W
4/16	FIU	H	2-1	W
4/17	FIU ¹	N	6-1	W
4/19	Stetson	H	9-7	L
4/20	Stetson	A	12-5	W
4/22	Jacksonville	A	4-2 (8)	W
4/22	Jacksonville	A	9-8	L
4/23	Rollins	H	4-3	W
4/24	Rollins	A	8-3	W
5/1	Florida State	A	8-1	L
5/1	Florida State	A	2-1(10)	L
5/2	Rollins	H	7-1	W
5/3	Florida State	H	11-3	L
5/4	Florida	A	9-6	L
5/6	Southern Miss	A	14-1	W
5/7	Southern Miss	A	7-4	L
5/8	Southern Miss	A	11-9	L

¹ - Played at Tinker Field
 Orlando, Fla.

1989

42-22
H: 30-9, A: 10-11, N: 2-2, PS: 2-2
NCAA EAST REGIONAL
Coach: Jay Bergman

2/3	Miami (Fla.)	A	1-4	L
2/4	Miami (Fla.)	A	1-5	L
2/5	Miami (Fla.)	A	0-15	L
2/7	Bethune-Cookman	H	16-5	W
2/10	Rollins	H	2-6	L
2/11	FIT	H	5-2	W
2/14	Bethune-Cookman	A	15-5	W
2/15	Stetson	H	9-3	W
2/18	Rollins	A	8-5	W
2/20	Stetson	A	4-6	L
2/25	FIU	A	4-3	W
2/26	FIU	A	6-4 (12)	W
2/28	Jacksonville	H	4-5	L
2/28	Jacksonville	H	5-7	L
3/3	Wisconsin	H	7-9	L
3/4	Wisconsin	H	3-2	W
3/4	Wisconsin	H	3-1	W
3/5	Wisconsin	H	13-4	W
3/8	Pittsburgh	H	10-2	W
3/9	Oklahoma	H	9-8	W
3/10	Pittsburgh	H	16-1	W
3/11	Michigan	H	3-2	W
3/12	Michigan	H	10-9	W
3/14	Yale	H	7-4	W
3/15	Ithaca	H	8-0	W
3/17	Portland State	H	5-4 (12)	W
3/18	Xavier	H	1-2	L
3/20	Evansville ¹	H	6-5	W
3/21	Rider ¹	H	8-3	W
3/22	Davidson ¹	H	4-1	W
3/23	Evansville ¹	H	9-5	W
3/24	Rider ¹	H	6-10	L
3/25	Davidson ¹	H	13-11	W
3/28	South Florida	A	6-3	W
3/29	Florida	H	1-3	L
3/30	Siena	H	2-1	W
3/31	Siena	H	10-3	W
4/1	Siena	H	19-5	W
4/3	South Florida	H	7-3	W
4/6	Florida	A	1-2	L
4/8	FIU	H	5-4 (12)	W
4/9	FIU	H	8-13	L
4/12	Stetson	H	9-0	W
4/16	Tulane	H	5-2	W
4/16	Tulane	H	5-0	W
4/19	Stetson	A	10-7	W
4/22	Jacksonville	A	1-2 (8)	L
4/22	Jacksonville	A	2-3 (8)	L
4/26	Florida	A	7-4	W
4/27	Flagler	H	5-4 (11)	W
4/28	Florida Atlantic	H	2-3	L
5/5	Campbell	A	8-1	W
5/6	Campbell	A	4-1	W
5/7	UNC-Wilmington	A	0-3	L
5/7	UNC-Wilmington	A	0-8	L
5/10	South Carolina	A	1-0	W
5/10	South Carolina	A	3-6 (9)	L
5/12	Rollins	H	3-1	W
5/13	Rollins	A	5-8	L
5/14	Rollins	H	7-4	W

NCAA EAST REGIONAL

5/25	Georgia Tech ²	N	6-4	W
5/26	Florida ²	A	10-7	W
5/27	Miami (Fla.) ²	N	1-10	L
5/28	Villanova ²	N	2-5	L

¹ - UCF Burger King Classic
 Orlando, Fla.

² - NCAA East Regional
 Gainesville, Fla.



1990
40-20
H: 29-11, A: 11-9, N: 0-0
Coach: Jay Bergman

2/4	FIT	H	8-4	L
2/9	Western Kentucky	H	9-3	L
2/10	Western Kentucky	H	13-3	W
2/10	Western Kentucky	H	4-2	L
2/11	Miami (Fla.)	H	4-2	L
2/13	Bethune-Cookman	H	17-0	W
2/17	Illinois ¹	N	10-4	L
2/17	Houston ¹	N	4-3	L
2/18	Long Beach State ¹	N	17-4	L
2/19	Houston ¹	N	12-5	W
2/20	Bethune-Cookman	A	14-1	W
2/24	Wisconsin	H	4-3	L
2/24	Wisconsin	H	11-5	W
2/25	Wisconsin	H	3-0	W
2/25	Wisconsin	H	6-0	W
2/28	South Florida	A	6-3	W
3/3	Georgia	H	5-1	L
3/4	Georgia	H	7-2 (12)	L
3/7	Wisconsin-Milwaukee	H	6-1	W
3/8	Pittsburgh	H	14-2	W
3/10	Michigan	H	2-1 (14)	W
3/11	Michigan	H	6-1	W
3/13	Wisconsin-Milwaukee	H	5-2	W
3/17	Mansfield (Pa.)	H	12-9	W
3/17	Illinois-Chicago	H	8-5	W
3/19	Cornell ²	H	4-1	W
3/20	Hardin-Simmons ²	H	9-1	W
3/21	Bradley ²	H	8-5	W
3/22	Cornell ²	H	8-0	W
3/23	Hardin-Simmons ²	H	5-3	W
3/24	Bradley ²	H	15-7	W
3/27	Florida	A	5-1	W
3/28	Flagler	A	9-6	W
3/31	Eastern Illinois	H	5-1	W
4/2	Stetson	A	15-6	W
4/3	Stetson	H	4-3	W
4/4	Florida Atlantic	A	2-1	W
4/7	North Florida	A	4-3	W
4/10	Flagler	H	5-0	W
4/12	Stetson	A	9-8	W
4/13	FIU	A	5-0	L
4/14	FIU	A	16-10	L
4/17	Jacksonville	A	2-1	W
4/17	Jacksonville	A	3-2	L
4/18	Stetson	H	2-1	W
4/21	Tulane	A	13-2	L
4/21	Tulane	A	2-1	L
4/25	Florida	H	2-0	W
4/27	Siena	H	5-1	W
4/27	Siena	H	7-0	W
4/29	Siena	H	14-4	W
5/2	South Florida	H	7-6	L
5/6	Coastal Carolina	A	6-4	W
5/7	Coastal Carolina	A	6-5	L
5/7	Coastal Carolina	A	2-1	L
5/11	Rollins	H	6-2	W
5/12	Rollins	A	9-2	W
5/13	Rollins	H	5-4	W
5/18	Miami (Fla.)	A	4-3	L
5/19	Miami (Fla.)	A	9-0	L

¹ - Olive Garden Classic
Kissimmee, Fla.
² - UCF Burger King/Pepsi Classic
Orlando, Fla.
1991
41-21 / 10-8 American South
H: 32-9, A: 7-7, N: 0-0
Coach: Jay Bergman

2/2	Rollins	H	6-2	W
2/3	at Rollins	A	9-1	W
3/5	South Florida	H	5-2	L
2/8	Georgia Southern ¹	N	12-10	W
2/9	UCLA ¹	N	6-5	L
2/9	Florida ¹	N	7-5	L
2/10	Georgia Southern ¹	N	15-10	L
2/15	Western Kentucky	H	14-12	L
2/16	Western Kentucky	H	4-2	W
2/17	Western Kentucky	H	6-5	W
2/22	Illinois	H	7-6	W
2/23	Illinois	H	10-9	W
2/24	Illinois	H	15-8	L
2/28	Furman	H	5-2	W
3/1	Wisconsin	H	7-4	W
3/2	Wisconsin	H	5-2	W
3/2	Wisconsin	H	5-2	W
3/5	Flagler	H	5-2	W
3/7	Pittsburgh	H	8-5	W
3/10	North Florida	H	7-0	L
3/10	Ithaca	H	9-0	W
3/10	Ohio Wesleyan	H	23-4	W
3/12	Liberty	H	7-1	W
3/12	SE Massachusetts	H	12-1	W
3/15	GEorge Mason	H	12-8	W
3/18	Arkansas State [*]	H	9-2	W
3/18	Arkansas State [*]	H	19-5	W
3/19	Arkansas State [*]	H	8-4	W
3/19	Princeton ²	H	9-5	W
3/20	Missouri ²	H	4-3	L
3/21	Bradley ²	H	6-1	W
3/22	Bradley ²	H	17-2	W
3/24	Missouri ²	H	4-2	L
3/25	Wagner	H	9-1	W
3/26	Wright State	H	6-5	W
3/26	Cleveland State	H	24-2	W
3/30	UTRGV [*]	A	5-4	L
3/30	UTRGV [*]	A	5-4	L
3/31	UTRGV [*]	A	9-8	L
4/4	Siena	H	10-2	W
4/4	Siena	H	11-0	W
4/5	Bethune-Cookman	H	18-3	W
4/6	Louisiana [*]	H	4-3	L
4/6	Louisiana [*]	H	7-2	W
4/7	Louisiana [*]	H	12-2	L
4/9	Stetson	A	12-5	W
4/10	South Florida	A	13-9	L
4/12	Rollins	A	9-5	W
4/16	Stetson	H	7-6	L
4/20	Louisiana Tech [*]	A	6-5	L
4/20	Louisiana Tech [*]	A	13-5	L
4/21	Louisiana Tech [*]	A	7-6	W
4/27	New Orleans [*]	A	8-5	W
4/27	New Orleans [*]	A	10-2	W
4/28	New Orleans [*]	A	5-1	L
5/4	Lamar [*]	H	5-4	W
5/4	Lamar [*]	H	5-2	W
5/5	Lamar [*]	H	6-1	W

AMERICAN SOUTH TOURNAMENT

5/9	UTRGV [^]	A	6-2	W
5/11	Louisiana Tech [^]	N	6-4	W
5/12	Louisiana [^]	N	3-6	L
5/12	Louisiana [^]	N	6-8	L

¹ - Olive Garden Classic
Kissimmee, Fla.
² - Dr. Pepper/UCF Classic
Orlando, Fla.
^{*} - American South Game

[^] - American South Tournament

1992
35-23 / 9-11 Sun Belt
H: 24-10, A: 9-8, N: 2-5, PS: 1-2
Coach: Jay Bergman

2/2	FIT	H	7-6	W
2/7	South Florida ¹	N	7-1	W
2/8	Ohio State ¹	N	11-8	L
2/8	Southern California ¹	N	5-1	L
2/9	South Florida ¹	N	7-4	L
2/15	Rollins	A	10-5	W
2/16	Rollins	H	9-5	W
2/22	FIU	H	4-2	W
2/23	FIU	H	13-6	W
2/27	Bethune-Cookman	A	10-3	W
2/27	Bethune-Cookman	A	18-1	W
2/29	Bethune-Cookman	H	16-2	W
3/2	Flagler	H	8-7	W
3/3	Vanderbilt	H	9-5	W
3/6	Jacksonville [*]	A	15-4	W
3/7	Jacksonville [*]	A	14-2	L
3/8	Jacksonville [*]	A	9-5	W
3/9	Illinois-Chicago ²	H	3-0	W
3/10	Oregon State ²	H	6-5	W
3/10	Evansville ²	H	6-3	W
3/12	Illinois-Chicago ²	H	9-6	W
3/13	Oregon State ²	H	5-4	L
3/14	Evansville ²	H	5-3	W
3/16	Massachusetts	H	8-5	W
3/17	Cornell	H	4-2	W
3/18	Massachusetts	H	2-1	L
3/21	Arkansas-Little Rock [*]	A	5-2	L
3/21	Arkansas-Little Rock [*]	A	11-6	L
3/23	Cleveland State	H	7-6 (10)	W
3/24	LSU	H	5-2	L
3/27	South Alabama [*]	H	9-0	W
3/28	South Alabama [*]	H	5-1	L
3/29	South Alabama [*]	H	4-3	W
4/1	Gustavus, Adolphus	H	8-0	W
4/3	Western Kentucky [*]	H	7-4	L
4/4	Western Kentucky [*]	H	10-7	L
4/5	Western Kentucky [*]	H	4-3 (13)	W
4/8	Stetson	A	7-6	L
4/10	South Alabama [*]	A	5-1	L
4/11	South Alabama [*]	A	20-3	L
4/12	South Alabama [*]	A	7-1	W
4/14	South Florida	H	6-3	L
4/15	Stetson	H	8-1	L
4/17	Nicholls State	H	5-4	W
4/18	Nicholls State	H	6-2	W
4/21	South Florida	A	8-6	W
4/29	Stetson	H	6-3	L
4/24	Western Kentucky [*]	A	12-7	L
4/25	Western Kentucky [*]	A	26-12	L
4/26	Western Kentucky [*]	A	12-4	W
4/28	Stetson	H	3-1	W
5/1	North Florida	A	7-3	W
5/7	Jacksonville [*]	H	8-7	W
5/8	Jacksonville [*]	H	2-1(11)	L
5/9	Jacksonville [*]	H	3-2	W

SUN BELT TOURNAMENT

5/13	Louisiana Tech [^]	N	6-4	W
5/14	Lamar [^]	N	4-2	L
5/15	Louisiana [^]	N	4-3	L

¹ - Olive Garden Classic
Kissimmee, Fla.
² - UCF Classic
Orlando, Fla.
^{*} - Sun Belt Game

[^] - Sun Belt Tournament
Mobile, Ala.
[%] - Exhibition - Baseball - City, Fla.

1993

31-31 / 9-9 Trans Atlantic
H: 22-10, A: 3-14, N: 6-7, PS: 4-3
TAAC CHAMPIONS
NCAA EAST REGIONAL
Coach: Jay Bergman

2/5	Pepperdine ¹	N	1-6	L
2/6	Auburn ¹	N	1-12	L
2/6	Georgia Tech ¹	N	2-13	L
2/7	Auburn ¹	N	12-4	W
2/13	Bethune-Cookman	H	6-2	W
2/13	Bethune-Cookman	H	20-0	W
2/15	Bethune-Cookman	A	6-1	W
2/16	Flagler	H	8-9 (10)	L
2/19	FIT	H	3-2	W
2/20	Rollins	A	7-11	L
2/21	Rollins	H	2-1	W
2/25	Tennessee	H	1-5	L
2/26	Tennessee	H	0-9	L
2/26	Illinois	H	0-5	L
2/28	Illinois	H	2-0	W
3/3	Vanderbilt	H	0-1	L
3/6	LSU	A	0-12	L
3/7	LSU	A	4-14	L
3/8	Illinois-Chicago ²	H	1-3	L
3/9	UMES ²	H	9-0	W
3/10	Butler ²	H	14-4	W
3/10	Florida State	N	5-7	L
3/11	Illinois-Chicago ²	H	7-6	W
3/12	Butler ²	H	8-1	W
3/13	Rhode Island	H	6-1	W
3/18	West Virginia	N	14-3	W
3/20	Auburn	A	3-4	L
3/21	Auburn	A	1-2	L
3/23	Cornell	H	12-1	W
3/24	Cleveland State	H	21-6	W
3/25	Cleveland State	H	6-7	L
3/26	Stetson*	A	4-9	L
3/27	Stetson*	A	0-1	L
3/27	Stetson*	A	1-2	L
3/31	Miami	A	2-11	L
4/2	College of Charleston*	H	4-3	W
4/3	College of Charleston*	H	1-4	L
4/3	College of Charleston*	H	5-1	W
4/5	Florida Atlantic	H	1-0	W
4/9	Stetson*	H	5-4	W
4/10	Stetson*	H	3-2	W
4/10	Stetson*	H	2-23	L
4/14	South Florida	H	2-0	W
4/16	FIU*	H	5-3	W
4/17	FIU*	H	2-1 (10)	W
4/17	FIU*	H	4-6	L
4/21	South Florida	H	7-6	W
4/23	College of Charleston*	A	4-7	L
4/24	College of Charleston*	A	3-2 (12)	W
4/24	College of Charleston*	A	2-8	L
5/1	South Florida	A	6-17	L
5/2	South Florida	A	0-11	L
5/7	FIU*	A	7-18	L
5/8	FIU*	A	6-5	W
5/8	FIU*	A	11-4	W

TAAC TOURNAMENT

5/14	SE Louisiana [^]	N	4-2	W
5/15	Centenary [^]	N	5-2	W
5/16	Centenary [^]	N	3-5	L
5/16	Centenary [^]	N	12-2	W

NCAA EAST REGIONAL

5/27	Long Beach State ³	N	6-11	L
5/28	South Florida ³	N	4-3	W
5/29	Notre Dame ³	N	3-12	L

¹ - Olive Garden Classic
 Kissimmee, Fla.

² - UCF Classic
 Orlando, Fla.

* - TAAC Game

[^] - TAAC Tournament
 DeLand, Fla.

³ - NCAA East Regional
 Tallahassee, Fla.

1994

29-26 / 8-10 Trans Atlantic
H: 20-13, A: 7-11, N: 2-2
Coach: Jay Bergman

2/6	Rollins	A	5-1	L
2/8	Bethune-Cookman	A	13-3	W
2/11	NC State#	N	9-2	W
2/12	Kansas#	N	13-8	W
2/12	Tennessee#	N	3-2	L
2/13	Tennessee#	N	3-0	L
2/16	Bethune-Cookman	H	2-1	L
2/16	Bethune-Cookman	H	7-0	W
2/19	Rollins	H	7-5	L
2/25	Rutgers	H	7-1	L
2/26	Rutgers	H	2-0	W
2/27	Rutgers	H	6-1	W
3/5	Florida A&M	H	14-3	W
3/5	Florida A&M	H	10-2	W
3/6	Purdue	H	5-4	W
3/10	Vanderbilt	H	7-3	L
3/11	Michigan	H	5-2	L
3/12	Michigan	H	4-3	W
3/12	Michigan	H	8-7	W
3/13	Florida	H	7-2	W
3/15	Rider	H	9-6	W
3/16	Rider	H	8-2	L
3/17	Rider	H	7-5	L
3/19	Florida Atlantic	A	13-8	W
3/20	Florida Atlantic	A	6-4	W
3/20	Florida Atlantic	A	11-1	L
3/21	Cleveland State	H	16-3	W
3/21	Cleveland State	H	4-0	W
3/25	College of Charleston*	H	7-3	W
3/26	College of Charleston*	H	6-2	L
3/26	College of Charleston*	H	3-0	W
3/30	Florida	A	5-4	W
4/1	FIU*	A	7-3	L
4/2	FIU*	A	5-1	W
4/2	FIU*	A	13-5	L
4/5	South Florida	H	8-4	L
4/8	Stetson*	H	5-2	W
4/9	Stetson*	H	3-2	W
4/9	Stetson*	H	5-1	W
4/12	South Florida	A	5-1	L
4/15	FIU*	H	7-3	W
4/16	FIU*	H	5-1	L
4/16	FIU*	H	4-3	L
4/19	South Florida	H	5-2	W
4/22	College of Charleston*	A	6-2	L
4/23	College of Charleston*	A	3-0	L
4/23	College of Charleston*	A	3-2	L
4/27	Florida	A	9-2	L
4/29	Stetson*	A	3-0	L
4/30	Stetson*	A	7-6	W
4/30	Stetson*	A	9-0	L
5/3	South Florida	A	7-6	W
5/7	Florida Atlantic	H	5-4 (10)	W
5/8	Florida Atlantic	H	8-2	L
5/8	Florida Atlantic	H	9-2	L

¹ - Olive Garden Classic
 Kissimmee, Fla.

* - TAAC Game

1995

49-13 / 23-7 Trans Atlantic
H: 23-4, A: 20-5, N: 6-4, PS: 5-2
TAAC CHAMPIONS
NCAA ATLANTIC I REGIONAL
Coach: Jay Bergman

2/4	Rollins	A	1-4	L
2/5	Rollins	H	3-2	W
2/10	Georgia ¹	N	10-5	W
2/11	North Carolina ¹	N	11-5	W
2/11	Miami (Fla.) ¹	N	0-6	L
2/12	Miami (Fla.) ¹	N	4-5	L
2/15	Bethune-Cookman	H	6-1	W
2/15	Bethune-Cookman	H	6-5	W
2/17	Minnesota	H	6-0	W
2/18	Minnesota	H	7-1	W
2/19	Minnesota	H	4-3	W
2/21	Bethune-Cookman	A	5-2	W
2/21	Bethune-Cookman	A	6-3	W
2/25	Florida Atlantic*	A	2-3	L
2/26	Florida Atlantic*	A	2-11	L
2/26	Florida Atlantic*	A	5-2	W
3/3	FIU*	H	3-5	L
3/4	FIU*	H	1-5 (9)	L
3/4	FIU*	H	3-8	L
3/8	Vanderbilt	H	9-5	W
3/10	Campbell*	A	6-1	W
3/10	Campbell*	A	1-0	W
3/11	Campbell*	A	4-2	W
3/13	Florida A&M	A	3-1	W
3/14	Florida A&M	A	12-2	W
3/16	Long Island	H	11-3	W
3/18	College of Charleston*	H	2-1	W
3/18	College of Charleston*	H	5-4 (15)	W
3/19	College of Charleston*	H	10-2	W
3/20	Cleveland State	H	3-0	W
3/22	Portland State	H	6-0	W
3/24	SE Louisiana*	A	15-9	W
3/25	SE Louisiana*	A	4-1	W
3/25	SE Louisiana*	A	8-4	W
3.28	Rollins	A	11-3	W
4/1	Centenary*	H	5-1	W
4/2	Centenary*	H	10-5	W
4/2	Centenary*	H	2-0	W
4/4	South Florida	H	5-4	W
4/7	Georgia State*	A	14-3	W
4/8	Georgia State*	A	7-4	W
4/8	Georgia State*	A	12-3	W
4/11	South Florida	A	2-0	W
4/14	Samford*	H	9-1	W
4/15	Samford*	H	3-2	W
4/15	Samford*	H	3-0	W
4/18	South Florida	H	3-2	W
4/21	Mercer*	H	5-4	W
4/22	Mercer*	H	3-7	L
4/22	Mercer*	H	9-3	W
4/25	South Florida	A	11-4	W
4/26	Miami (Fla.)	A	4-20	L
4/27	Miami (Fla.)	A	11-5	W
5/4	Stetson*	A	12-8 (10)	W
5/6	Stetson*	A	5-4	W
5/6	Stetson*	A	0-2	L

TAAC TOURNAMENT

5/11	Stetson [^]	N	4-3	W
5/12	Florida Atlantic [^]	N	7-5	W
5/13	Stetson [^]	N	7-2	W

NCAA ATLANTIC I REGIONAL

5/25	South Alabama ²	N	6-5	W
5/26	Old Dominion ²	N	6-7	L
5/27	Mississippi ²	N	4-10	L

¹ - Olive Garden Classic
 Kissimmee, Fla.

* - TAAC Game

[^] - TAAC Tournament
 Homestead, Fla.

² - NCAA Atlantic I Regional
 Tallahassee, Fla.



1996

43-22 / 9-9 Trans Atlantic
H: 31-10, A: 4-10, N: 8-2, PS: 4-2
TAAC CHAMPIONS
NCAA EAST REGIONAL
Coach: Jay Bergman

2/2	Western Carolina	H	5-4 (12)	W
2/3	Western Carolina	H	11-8	W
2/4	Western Carolina	H	12-2	W
2/9	Wake Forest ¹	N	5-4	W
2/10	North Carolina ¹	N	8-3	W
2/11	Georgia Tech ¹	N	8-7	W
2/14	Bethune-Cookman	H	9-2	W
2/17	Louisiana	H	8-7	L
2/18	Louisiana	H	12-11 (10)	W
2/18	Louisiana	H	9-7	W
2/21	Rollins	A	7-5	L
2/23	Rider	H	12-4	W
2/24	Rider	H	6-1	W
2/25	Rider	H	6-5	W
2/28	Bethune-Cookman	A	8-4	W
3/3	Temple	H	15-3	W
3/3	Temple	H	7-0	W
3/4	Vanderbilt	H	5-3	L
3/8	Rice	A	6-5	L
3/8	Houston	A	9-5	L
3/9	Houston	A	8-3	L
3/10	Houston	A	5-1	W
3/12	Lehigh	H	8-2	W
3/14	George Mason	H	10-0	W
3/15	Rutgers	H	1-0	L
3/16	Rutgers	H	11-2	W
3/17	Rutgers	H	6-2	W
3/19	Rhode Island	H	13-3	W
3/20	Maryland	H	16-3	W
3/21	Akron	H	18-2	L
3/21	Akron	H	14-2	W
3/22	Stetson*	A	5-0	L
3/23	Stetson*	A	3-2	L
3/23	Stetson*	A	5-4	L
3/26	Rollins	H	5-2	L
3/29	Florida Atlantic*	H	10-1	W
3/30	Florida Atlantic*	H	3-2	L
3/31	Florida Atlantic*	H	11-8	W
4/2	South Florida	A	9-4	W
4/5	FIU*	A	1-0	L
4/6	FIU*	A	6-4	W
4/6	FIU*	A	13-1	L
4/9	South Florida	H	5-1	W
4/13	Stetson*	H	3-2	W
4/13	Stetson*	H	12-5	W
4/14	Stetson*	H	10-3	W
4/16	South Florida	A	10-3	L
4/19	FIU*	H	1-2 (12)	L
4/20	FIU*	H	6-4	W
4/20	FIU*	H	5-2	W
4/23	South Florida	H	3-2	W
4/24	Florida	A	8-3	L
5/3	Rollins	H	12-8	W
5/4	Florida Atlantic*	A	9-6	L
5/5	Florida Atlantic*	A	5-4	W
5/5	Florida Atlantic*	A	6-2	L

TAAC TOURNAMENT

5/10	Centenary ²	H	4-2	W
5/11	Centenary ²	H	14-0	W
5/15	SE Louisiana [^]	N	2-1	W
5/16	Florida Atlantic [^]	N	3-1	W
5/17	Stetson [^]	N	6-3	W
5/18	Florida Atlantic [^]	N	6-2	W

NCAA EAST REGIONAL

5/23	Massachusetts ³	N	8-7	L
5/24	Bucknell ³	N	13-1	W
5/25	Massachusetts ³	N	7-5	L

¹ - Olive Garden Classic
Kissimmee, Fla.

* - TAAC Game

² - TAAC Tournament First Round
Orlando, Fla.

[^] - TAAC Tournament
DeLand, Fla.

³ - NCAA East Regional
Gainesville, Fla.

1997

40-24 / 7-10 Trans Atlantic
H: 22-7, A: 10-9, N: 8-8, PS: 4-2
TRANS ATLANTIC CHAMPIONS
NCAA EAST REGIONAL
Coach: Jay Bergman

2/1	Rollins	A	10-3	W
2/2	Rollins	H	14-9	W
2/3	Florida Tech ¹	N	9-4	W
2/7	Tennessee ²	N	8-6 (11)	L
2/8	South Florida ²	N	15-6	L
2/8	Oklahoma State ²	N	13-12	L
2/9	Oklahoma State ²	N	8-7	W
2/11	Louisiana	H	7-0	W
2/14	Campbell	H	9-3	W
2/15	Campbell	H	4-2	W
2/15	Campbell	H	5-4	W
2/18	Bethune-Cookman	H	4-3	L
2/21	Texas State ³	N	8-2	L
2/22	Houston ³	N	15-6	L
2/23	Oklahoma ³	N	6-4	L
2/25	Bethune-Cookman	A	4-3	W
3/1	Vanderbilt ⁴	N	9-2	W
3/2	Lamar ⁴	N	6-0	W
3/7	Siena	H	19-0	W
3/7	Siena	H	6-1	W
3/8	Siena	H	4-1	W
3/8	Siena	H	3-2	W
3/14	Maine	H	7-6 (11)	L
3/15	Lehigh	H	13-2	W
3/15	Maine	H	5-0	W
3/15	Maine	H	5-4	W
3/16	Illinois-Chicago	H	5-1	W
3/18	Rutgers	H	15-13	W
3/19	Rutgers	H	13-6	W
3/20	Rutgers	H	7-4	L
3/25	Rollins	H	1-0	W
3/26	Houston	H	11-8	L
3/28	Stetson*	H	4-3 (11)	W
3/29	Stetson*	H	1-3	L
3/29	Stetson*	H	3-2	W
4/1	South Florida	A	11-3	W
4/4	FIU*	A	7-5	L
4/5	FIU*	A	4-2 (9)	W
4/5	FIU*	A	3-2	L
4/8	South Florida	H	4-3 (11)	W
4/13	Florida Atlantic*	A	12-6 (9)	W
4/13	Florida Atlantic*	A	5-0	W
4/15	South Florida	A	4-3 (13)	L
4/16	Bethune-Cookman	A	8-2	W
4/18	FIU*	A	15-14	L
4/19	FIU*	A	12-6 (8)	L
4/19	FIU*	A	7-6	L
4/22	South Florida	H	2-1	W
4/23	Florida	A	19-11	W
4/27	Florida Atlantic*	H	8-6	L
4/27	Florida Atlantic*	H	6-4	L
4/28	Florida Atlantic*	H	6-1	W
5/3	Stetson*	A	16-0	L
5/4	Stetson*	A	9-4	L
5/4	Stetson*	A	7-6	W

TAAC TOURNAMENT

5/9	Jacksonville State ⁵	A	15-5	W
5/10	Jacksonville State ⁵	A	13-12	L
5/10	Jacksonville State ⁵	A	16-5	W
5/14	Mercer [^]	N	11-4	W
5/15	SE Louisiana [^]	N	17-9	W
5/16	FIU [^]	N	8-4	W
5/17	Stetson [^]	N	14-9	W

NCAA EAST REGIONAL

5/22	South Florida ⁵	N	5-4	L
5/23	Florida State ⁶	N	16-2	L

¹ - Played in Melbourne, Fla.

² - Olive Garden Classic
Kissimmee, Fla.

³ - Houston Invitational
Houston, Texas

⁴ - Blue/Gray Classic
Montgomery, Ala.

* - TAAC Game

⁵ - TAAC Tournament First Round
Jacksonville, Ala.

[^] - TAAC Tournament
DeLand, Fla.

⁶ - NCAA East Regional
Tallahassee, Fla.

1998

41-21 / 12-6 Trans Atlantic
H: 28-7, A: 9-5, N: 4-9, PS: 2-2
Coach: Jay Bergman

1/31	Rollins	A	17-0	W
2/1	Rollins	H	8-4	W
2/3	Bethune-Cookman	N	4-2	W
2/7	Clemson ¹	N	7-6	L
2/7	Auburn ¹	N	4-0	L
2/8	South Florida ¹	N	3-2	L
2/10	Bethune-Cookman	A	16-1	W
2/14	Santa Clara ²	N	2-0	L
2/14	Washington ²	N	8-4	L
2/15	Oregon State ²	N	7-2	L
2/20	Kansas ³	N	6-4	W
2/21	Oklahoma ³	N	5-3	L
2/22	Houston ³	A	9-4	L
2/24	Houston	A	4-3	W
2/25	Rice	A	4-3	W
2/27	Sam Houston State	A	3-2	L
2/28	Sam Houston State	A	5-2	W
3/6	Centenary	H	7-3	W
3/7	Centenary	H	11-3	W
3/7	Centenary	H	8-1	W
3/11	Miami (Ohio)	H	8-2	W
3/12	Cleveland Indians ⁴	A	6-2	L
3/13	Central Michigan	H	7-4	W
3/13	Central Michigan	H	7-3	W
3/15	Illinois-Chicago	H	20-4	W
3/17	Western Illinois	H	8-0	W
3/18	Western Illinois	H	9-3	W
3/18	Western Illinois	H	8-3	W
3/20	Lehigh	H	12-4	W
3/21	Northwestern	H	12-3	W
3/22	Northwestern	H	9-7	L
3/23	Northwestern	H	7-8 (10)	L
3/25	Bethune-Cookman	H	9-3	W
3/28	Florida Atlantic*	H	4-3	W
3/29 (1)	Florida Atlantic*	H	6-2	W
3/29 (2)	Florida Atlantic*	H	9-0	W
3/31	South Florida	H	10-7	W
4/3	FIU*	H	6-5	W
4/4	FIU*	H	12-4	L
4/4	FIU*	H	8-3	L
4/7	South Florida	A	17-10	W
4/10	Stetson*	H	16-13	W
4/11	Stetson*	H	7-6	L
4/11	Stetson*	H	9-4	W
4/14	South Florida	H	11-6	L
4/15	Bethune-Cookman	H	16-1	W
4/17	FIU*	A	6-1	L
4/18	FIU*	A	6-5	W
4/18	FIU*	A	10-1	L
4/21	South Florida	H	10-5	W
4/25	Florida Atlantic*	H	8-3	W
4/26	Florida Atlantic*	H	5-3	W
4/26	Florida Atlantic*	H	7-5	W
5/2	Stetson*	A	11-10 (10)	W
5/3	Stetson*	A	5-3 (8)	W
5/3	Stetson*	A	1-2	L

TAAC TOURNAMENT

5/8	Centenary ⁵	H	7-10	L
5/9	Centenary ⁵	H	10-5	W
5/9	Centenary ⁵	H	14-2	W
5/13	Jacksonville State [^]	N	5-0	W
5/14	Stetson [^]	N	5-3	W
5/15	FIU [^]	N	2-3	L
5/15	Troy State [^]	N	9-12	L

¹ - Olive Garden Classic
Kissimmee, Fla.

² - Space Coast Tournament
Melbourne, Fla.

³ - Houston Invitational
Houston, Texas

⁴ - Exhibition Game (Not included in record)
Winter Haven, Fla.

* - TAAC Game

⁵ - TAAC Tournament First Round
Orlando, Fla.

[^] - TAAC Tournament
Kissimmee, Fla.

1999

38-21 / 19-11 Trans Atlantic
H: 23-10, A: 12-8, N: 3-3, PS: 1-2
Coach: Jay Bergman

1/29		Duke ¹	N	8-5	W
1/30	#29	South Alabama ¹	N	6-3	W
1/31	#4	Rice ¹	N	8-1	L
2/5		Nicholls State	H	8-6	L
2/6		Nicholls State	H	7-3	L
2/7		Nicholls State	H	12-6	W
2/9		Bethune-Cookman ²	N	13-8	W
2/12		St. John's	H	14-5	W
2/13		St. John's	H	10-5	L
2/14		St. John's	H	8-5	W
2/20		Rollins	H	9-3	W
2/23		Bethune-Cookman	H	15-4	W
2/27	#8	LSU	A	18-4	L
2/28	#8	LSU	A	5-2	L
3/3		Western Michigan	H	17-5	W
3/6		Troy State*	A	8-7	W
3/6		Troy State*	A	4-3	L
3/7		Troy State*	A	11-10	L
3/9		Lehigh	H	9-5	W
3/12		Siena	H	4-2	L
3/13		Siena	H	18-4	W
3/13		Siena	H	22-2	W
3/17		Bethune-Cookman	A	6-2	W
3/19		Samford*	A	8-3	W
3/20		Samford*	A	6-2	W
3/20		Samford*	A	9-4	W
3/24		Bethune-Cookman	H	6-1	W
3/26		Jacksonville State*	H	7-1	W
3/27		Jacksonville State*	H	7-4	L
3/27		Jacksonville State*	H	12-3	W
3/30		South Florida	A	7-4	W
4/2		Centenary*	A	9-1	W
4/2		Centenary*	A	5-6 (8)	L
4/3		Centenary*	A	16-8	W
4/6		South Florida	H	8-6	W
4/9		Campbell*	H	11-4	W
4/10		Campbell*	H	6-5	W
4/10		Campbell*	H	16-2	W
4/13		South Florida	A	5-4 (10)	L
4/16		Stetson*	A	20-3	W
4/18		Stetson*	A	17-0	W
4/18		Stetson*	A	5-3 (8)	W
4/20		South Florida	H	12-11	W
4/24		Jacksonville*	H	4-2	L
4/24		Jacksonville*	H	10-7	L
4/25		Jacksonville*	H	7-8 (10)	L
5/1	#8	Florida Atlantic*	H	18-7	L
5/1	#8	Florida Atlantic*	H	7-1	L
5/2	#8	Florida Atlantic*	H	5-4	W
5/7		Mercer*	A	5-4	W
5/8		Mercer*	A	11-3	L
5/8		Mercer*	A	11-6	L
5/11		Florida	A	8-7	W
5/14		Georgia State*	H	9-1	W
5/15		Georgia State*	H	18-6	W
5/15		Georgia State*	H	8-1	W

TAAC TOURNAMENT

5/19		Mercer [^]	N	5-4	L
5/20	#8	Florida Atlantic [^]	N	7-4	W
5/21		Jacksonville [^]	N	5-1	L

¹ - Olive Garden Classic
 Kissimmee, Fla.

² - Played at Space Coast Stadium
 Melbourne, Fla.

* - TAAC Game

[^] - TAAC Tournament
 Kissimmee, Fla.

2000

43-19 / 22-5 Trans Atlantic
H: 24-7, A: 16-9, N: 3-3, PS: 2-4
NCAA TALLAHASSEE REGIONAL
Coach: Jay Bergman

1/28	#20	North Carolina ¹	N	9-6	L
1/29	#21	Wake Forest ¹	N	5-4	W
1/30	#24	Clemson ¹	N	5-0	W
2/8		Bethune-Cookman	A	4-2	L
2/11		Western Carolina	H	7-2	W
2/12		Western Carolina	H	21-0	W
2/13		Western Carolina	H	14-7	W
2/15		Bethune-Cookman	A	6-5	L
2/18		Tennessee Tech	H	10-7	W
2/19		Tennessee Tech	H	14-8	L
2/20		Tennessee Tech	H	9-1	W
2/22		Bethune-Cookman	H	8-4	W
2/25	#5	Alabama	A	8-5	W
2/26	#5	Alabama	A	18-4	L
2/27	#5	Alabama	A	10-5	L
3/1		Bethune-Cookman	H	10-2	W
3/3	#11	LSU	H	14-13	W
3/4	#11	LSU	H	11-4	L
3/5	#11	LSU	H	4-1	L
3/7		Siena	H	18-4	W
3/8		Siena	H	10-9	W
3/10		Samford*	H	10-6	W
3/10		Samford*	H	9-3	W
3/11		Samford*	H	19-0	W
3/18		Cornell	H	8-1	W
3/19		Cornell	H	9-5	W
3/19		Cornell	H	13-2	W
3/22		Lehigh	H	23-3	W
3/24		at Georgia State*	A	6-5	W
3/25		at Georgia State*	A	9-2	L
3/25		at Georgia State*	A	8-6	W
3/28		South Florida	H	9-8	W
3/31		at Jacksonville*	A	4-1	W
4/1		at Jacksonville*	A	7-3	W
4/1		at Jacksonville*	A	3-2	W
4/4		at South Florida	A	6-2	L
4/8		Stetson*	H	13-3	L
4/8		Stetson*	H	4-2	W
4/9		Stetson*	H	7-4	L
4/11		at South Florida	A	3-0	W
4/15		Jacksonville State*	A	9-3	W
4/15		Jacksonville State*	A	7-6	W
4/16		Jacksonville State*	A	8-7	W
4/18		South Florida	H	13-2	L
4/21		at Florida Atlantic*	A	2-1	L
4/22		at Florida Atlantic*	A	8-4 (8)	W
4/22		at Florida Atlantic*	A	12-10	W
4/29		Troy State*	H	14-7	L
4/29		Troy State*	H	7-0	W
4/30		Troy State*	H	9-8	W
5/4		Mercer*	H	18-2	W
5/5		Mercer*	H	7-3	W
5/5		Mercer*	H	10-4	W
5/12		at Campbell*	A	5-2	W
5/12		at Campbell*	A	3-1	W
5/13		at Campbell*	A	9-1	W

TAAC TOURNAMENT

5/17		Campbell [^]	N	5-0	L
5/18		Georgia State [^]	N	6-4	L

NCAA TALLAHASSEE REGIONAL

5/26		Evansville [@]	N	4-1	W
5/27	#7	Florida State [@]	A	9-8	W
5/28	#7	Florida State [@]	A	1-6	L
5/28	#7	Florida State [@]	A	1-8	L

¹ - ACC/Disney Blast
 Lake Buena Vista, Fla.

* - TAAC Game

[^] - TAAC Tournament
 Jacksonville, Fla.

² - NCAA Tallahassee Regional
 Tallahassee, Fla.

2001

51-14 / 22-5 Trans Atlantic
H: 30-7, A: 16-6, N: 5-1, PS: 5-2
TRANS ATLANTIC CHAMPIONS
NCAA COLUMBIA REGIONAL
Coach: Jay Bergman

2/3		FIU	H	2-6	L
2/4		FIU	H	9-0	W
2/6		Bethune-Cookman	H	8-4	W
2/9		Southern Illinois	H	10-1	W
2/10		Southern Illinois	H	10-4	W
2/11		Southern Illinois	H	11-3	W
2/13		Bethune-Cookman	A	12-1	W
2/16	#24	Wake Forest ¹	N	5-6 (12)	L
2/17		Purdue ¹	N	18-2	W
2/18	#1	Rice ¹	A	1-5	L
2/21		Bethune-Cookman	A	6-9	L
2/23	#11	Alabama	H	5-1	W
2/24	#11	Alabama	H	5-2	W
2/25	#11	Alabama	H	4-3	W
3/3		Saint Joseph's	H	21-3	W
3/3		Saint Joseph's	H	9-2	W
3/5		Saint Joseph's	H	17-7	W
3/6		Central Michigan	H	9-3	W
3/8		Western Illinois	H	18-1	W
3/9		Western Illinois	H	12-0	W
3/10		Western Illinois	H	6-3	W
3/14		IUPUI	H	15-2	W
3/15		IUPUI	H	8-3	W
3/17		Florida Atlantic*	H	6-0	W
3/18		Florida Atlantic*	H	2-1 (13)	W
3/18		Florida Atlantic*	H	5-7 (8)	L
3/20		Bethune-Cookman	H	7-2	W
3/21		Vermont	H	13-8	W
3/24		Jacksonville*	H	3-0	W
3/24		Jacksonville*	H	2-3	L
3/25		Jacksonville*	H	9-11	L
3/30		Mercer*	A	5-3	W
3/31		Mercer*	A	10-2	W
3/31		Mercer*	A	4-3 (8)	W
4/3		South Florida	H	5-15	L
4/6		Samford*	A	15-8	W
4/7		Samford*	A	7-5	W
4/7		Samford*	A	6-1	W
4/10		South Florida	A	16-9	W
4/13		Campbell*	H	3-1	W
4/14		Campbell*	H	2-6	L
4/14		Campbell*	H	1-6	L
4/17		South Florida	H	18-17	W
4/20		Troy State*	A	9-2	W
4/21		Troy State*	A	7-2	W
4/21		Troy State*	A	5-4	W
4/24		South Florida	A	12-13 (10)	L
4/28		Jacksonville State*	H	2-1 (8)	W
4/28		Jacksonville State*	H	7-0	W
4/29		Jacksonville State*	H	3-2	W
5/5	#8	Stetson*	A	12-5	W
5/6	#8	Stetson*	A	7-3	W
5/6	#8	Stetson*	A	9-8	W
5/11		Georgia State*	H	12-1	W
5/11		Georgia State*	H	11-0	W
5/12		Georgia State*	H	5-2 (11)	W

TAAC TOURNAMENT

5/16		Troy State [^]	N	18-1	W
5/17		Campbell [^]	N	8-3	W
5/18		Florida Atlantic [^]	N	6-5 (10)	W
5/19		Jacksonville [^]	A	9-10	L
5/19		Jacksonville [^]	A	11-2	W

NCAA COLUMBIA REGIONAL

5/25		Princeton ²	N	13-12 (12)	W
5/26	#13	South Carolina ²	A	8-6	W
5/27	#13	South Carolina ²	A	7-9	L
5/27	#13	South Carolina ²	A	2-5	L

¹ - Rice Coca-Cola Classic
 Houston, Texas

* - TAAC Game

[^] - TAAC Tournament
 Jacksonville, Fla.

² - NCAA Columbia Regional
 Columbia, S.C.



2002
41-22 / 23-7 Atlantic Sun (Formerly TAAC)
H: 23-6, A: 12-15, N: 6-1, PS: 5-2
ATLANTIC SUN CHAMPIONS
NCAA TALLAHASSEE REGIONAL
Coach: Jay Bergman

2/1	FIU	A	5-4	W
2/2	FIU	A	4-5	L
2/5	Bethune-Cookman	A	5-8	L
2/12	Bethune-Cookman	A	0-3	L
2/15	Louisiana	A	4-6	L
2/16	Louisiana	A	3-6	L
2/17	Louisiana	A	3-4 (10)	L
2/24 (1)	Monmouth	H	3-0	W
2/24 (2)	Monmouth	H	1-0 (8)	W
2/26	Charleston Southern	H	18-2	W
2/27	Charleston Southern	H	12-2	W
3/2	East Carolina	A	0-4	L
3/3 (1)	East Carolina	A	4-7	L
3/3 (2)	East Carolina	A	3-7	L
3/7	Vanderbilt	H	2-7	L
3/8	Vanderbilt	H	4-3 (11)	W
3/9 (1)	Siena	H	8-5	W
3/9 (2)	Siena	H	6-1	W
3/10	Temple	H	9-5	W
3/13	Rhode Island	H	6-7	L
3/14	Long Island ¹	N	17-2 (7)	W
3/15	Troy State*	H	17-7	W
3/16 (1) ⁷	Troy State*	H	6-2	W
3/16 (2) ⁷	Troy State*	H	7-1	W
3/19	Bethune-Cookman	H	7-2	W
3/22	Jacksonville State*	A	5-4	W
3/23 (1)	Jacksonville State*	A	7-1	W
3/23 (2)	Jacksonville State*	A	6-5	L
3/27	Bethune-Cookman	A	9-4	W
3/29	Samford*	H	7-6	W
3/30 (1)	Samford*	H	12-9	W
3/30 (2)	Samford*	H	0-2	L
4/2	South Florida	A	9-4	L
4/5	Campbell*	A	20-1	W
4/6 (1) ⁷	Campbell*	A	10-2	W
4/6 (2) ⁷	Campbell*	A	6-3	W
4/9	South Florida	H	9-5	L
4/12	Belmont*	H	6-5	W
4/13 (1) ⁷	Belmont*	H	7-4	W
4/13 (2) ⁷	Belmont*	H	9-0	W
4/19	Jacksonville*	A	4-3	L
4/20 (1) ⁷	Jacksonville*	A	4-0	L
4/20 (2) ⁷	Jacksonville*	A	8-2	W
4/23	South Florida	A	6-2	W
4/27	Stetson*	H	14-5	W
4/28 (1) ⁷	Stetson*	H	7-10	L
4/28 (2) ⁷	Stetson*	H	3-13	L
5/3	Florida Atlantic*	A	14-9	W
5/4 (1) ⁷	Florida Atlantic*	A	7-5	W
5/4 (2) ⁷	Florida Atlantic*	A	0-1	L
5/10	Georgia State*	A	6-1	W
5/11 (1) ⁷	Georgia State*	A	19-5	W
5/11 (2) ⁷	Georgia State*	A	8-7 (9)	W
5/17 (1) ⁷	Mercer*	H	7-4	W
5/17 (2) ⁷	Mercer*	H	5-4	W
5/18	Mercer*	H	6-5	W

ATLANTIC SUN TOURNAMENT

5/22	Samford [^]	N	7-5	W
5/23	Troy State [^]	N	12-4	W
5/24	Stetson [^]	N	13-6	W
5/25	Florida Atlantic [^]	N	8-6	W

NCAA TALLAHASSEE REGIONAL

5/31	South Florida ²	N	6-1	W
6/1	#1 Florida State ²	A	3-7	L
6/1	South Florida ²	N	2-7	L

¹ - Played at Jackie Robinson Ballpark
Daytona Beach, Fla.

* - Atlantic Sun Game

[^] - Atlantic Sun Tournament
DeLand, Fla. (Melching Field)
² - NCAA Tallahassee Regional
Tallahassee, Fla. (Dick Howser Stadium)
2003
31-25 / 14-16 Atlantic Sun
H: 20-15, A: 11-10, N: 0-0
Coach: Jay Bergman

2/8	FIU	H	7-8	L
2/11	Bethune-Cookman	A	1-0	W
2/14	Western Kentucky	H	2-4	L
2/15	Western Kentucky	H	6-5	W
2/16	Western Kentucky	H	3-4 (10)	L
2/18	Bethune-Cookman	A	10-0	W
2/21	East Carolina	H	4-3 (12)	W
2/22	East Carolina	H	7-8	L
2/23	East Carolina	H	7-2	W
2/28	Monmouth	H	3-2 (11)	W
3/1 (1)	Monmouth	H	5-2	W
3/1 (2)	Monmouth	H	7-3	W
3/2	Monmouth	H	17-10	W
3/5	Bethune-Cookman	H	4-7	L
3/9	Pace	H	3-0	W
3/10	Pace	H	7-0	W
3/11	Toledo	H	4-3	W
3/13 (1) ⁷	Pace	H	9-2	W
3/13 (2) ⁷	Pace	H	7-3	W
3/14	Georgia State*	H	2-5	L
3/15 (1) ⁷	Georgia State*	H	15-3	W
3/15 (2) ⁷	Georgia State*	H	2-3	L
3/18	Columbia	H	7-4	W
3/19	Florida A&M	A	11-12	L
3/21	Samford*	A	11-3	W
3/22 (1) ⁷	Samford*	A	11-10 (8)	W
3/22 (2) ⁷	Samford*	A	6-4	W
3/28	Jacksonville State*	H	0-6	L
3/29 (1) ⁷	Jacksonville State*	H	3-1	W
3/29 (2) ⁷	Jacksonville State*	H	7-8	L
4/1	South Florida	A	5-8	L
4/4	Campbell*	H	10-9 (12)	W
4/5 (1) ⁷	Campbell*	H	6-0	W
4/5 (2) ⁷	Campbell*	H	5-8	L
4/8	South Florida	A	0-4	L
4/11	Belmont*	A	6-7	L
4/12 (1) ⁷	Belmont*	A	0-1	L
4/12 (2) ⁷	Belmont*	A	10-4	W
4/15	South Florida	H	10-6	W
4/18	#15 Florida Atlantic*	H	8-3	W
4/19 (1) ⁷ #15	Florida Atlantic*	H	0-9 ⁷	L
4/19 (2) ⁷ #15	Florida Atlantic*	H	1-7 ⁷	L
4/22	Bethune-Cookman	H	5-18	L
4/27 (1) ⁷	Gardner-Webb*	A	6-0 ⁷	W
4/27 (2) ⁷	Gardner-Webb*	A	1-2 ⁷	L
4/28	Gardner-Webb*	A	3-4	L
4/29	Charleston Southern	A	7-5	W
5/3 (1) ⁷	Troy State*	A	7-8	L
5/3 (2) ⁷	Troy State*	A	7-2	W
5/4	Troy State*	A	7-3	W
5/10	Stetson*	A	8-11	L
5/11 (1) ⁷	Stetson*	A	1-3	L
5/11 (2) ⁷	Stetson*	A	10-3	W
5/16	Jacksonville*	H	12-6	W
5/17 (1) ⁷	Jacksonville*	H	1-3	L
5/17 (2) ⁷	Jacksonville*	H	4-7	L

* - Atlantic Sun Game

⁷ - Scheduled 7-inning Doubleheader Game

2004
47-18 / 24-6 Atlantic Sun
H: 24-7, A: 19-7, N: 4-2, PS: 5-4
ATLANTIC SUN REGULAR SEASON CHAMPIONS
NCAA TALLAHASSEE REGIONAL
Coach: Jay Bergman

2/7	FIU	A	6-2	W
2/8	FIU	A	8-6	W
2/13	#2 LSU	H	4-3 (10)	L
2/14	#2 LSU	H	17-4	L
2/15	#2 LSU	H	6-5 (10)	W
2/17	Bethune-Cookman	A	9-4	W
2/20	Utah	H	11-1	W
2/21	Utah	H	7-6	W
2/22	Utah	H	3-2 (10)	L
2/27	Monmouth	H	13-0	W
2/28	Monmouth	H	4-1	W
2/29	Monmouth	H	5-1	W
3/5	Lipscomb*	A	4-1	W
3/6 (1)	Lipscomb*	A	4-3	L
3/6 (2)	Lipscomb*	A	5-2	W
3/12	Gardner-Webb*	H	11-0	W
3/13	Gardner-Webb*	H	2-0	W
3/13	Gardner-Webb*	H	5-1	W
3/15	Wagner	H	16-2	W
3/16	Wagner	H	8-3	W
3/17	Wagner	H	20-6	W
3/19	Campbell*	A	2-0	W
3/20	Campbell*	A	6-0	W
3/20	Campbell*	A	4-3	W
3/23	Bethune-Cookman	A	7-6 (11)	W
3/26	Stetson*	H	10-9	L
3/27 (1)	Stetson*	H	5-3	W
3/27 (2)	Stetson*	H	5-0	W
3/30	Bethune-Cookman	H	8-0	W
4/3	Jacksonville*	A	10-4	W
4/3	Jacksonville*	A	10-9	W
4/4	Jacksonville*	A	9-7	W
4/6	Bethune-Cookman	H	9-1	W
4/9	#24 Florida Atlantic*	A	7-6	L
4/10	#24 Florida Atlantic*	A	8-3	W
4/10	#24 Florida Atlantic*	A	7-4	L
4/13	South Florida	A	10-4	L
4/16	Belmont*	H	3-0	W
4/17 (1)	Belmont*	H	3-0	W
4/17 (2)	Belmont*	H	2-0	W
4/20	South Florida	H	6-3	L
5/1 (1)	Troy State*	H	5-0	L
5/1 (2)	Troy State*	H	7-0	W
5/2	Troy State*	H	7-1	W
5/4	South Florida	H	6-0	W
5/7	#13 Clemson	A	8-5	L
5/8	#13 Clemson	A	7-4	W
5/9	#13 Clemson	A	3-2	W
5/14	Mercer*	H	12-3	W
5/15 (1)	Mercer*	H	6-0	L
5/15 (2)	Mercer*	H	8-5	W
5/18	#6 Notre Dame	A	4-0	L
5/19	#6 Notre Dame	A	3-2	L
5/21	at Georgia State*	A	11-0	W
5/22 (1)	at Georgia State*	A	6-5	W
5/22 (2)	at Georgia State*	A	10-9 (8)	W

ATLANTIC SUN TOURNAMENT

5/26	Campbell [^]	N	6-5	W
5/27	Gardner-Webb [^]	N	10-7	W
5/28	Florida Atlantic [^]	N	7-4	L
5/28	Troy State [^]	N	9-7	L

NCAA TALLAHASSEE REGIONAL

6/4	#24 Oklahoma State ¹	N	7-3	W
6/5	#16 Florida State ¹	A	3-2	L
6/5	#24 Oklahoma State ¹	N	12-9 (10)	W
6/6	#16 Florida State ¹	A	7-5	W
6/6	#16 Florida State ¹	A	19-3	L

* - Atlantic Sun Game

[^] - Atlantic Sun Tournament
DeLand, Fla. (Melching Field)
¹ - NCAA Tallahassee Regional
Tallahassee, Fla. (Dick Howser Stadium)

2005

42-18 / 19-11 Atlantic Sun
H: 28-8, A: 12-8, N: 2-2, PS: 2-2
Coach: Jay Bergman

2/5	FIU	H	3-2 (10)	W
2/6	FIU	H	3-2	W
2/8	Bethune-Cookman	A	7-1	W
2/11 (1)	LeMoyn	H	10-7	W
2/11 (2)	LeMoyn	H	10-3	W
2/12	LeMoyn	H	6-9	L
2/18	Florida A&M	H	10-2	W
2/19	#20 Notre Dame	H	2-1	W
2/20	#20 Notre Dame	H	2-4	L
2/22	Bethune-Cookman	A	6-5	W
2/25	Monmouth	H	4-1	W
2/26 (1)	Monmouth	H	6-4	W
2/26 (2)	Monmouth	H	8-3	W
3/1	Bethune-Cookman	A	9-2	W
3/4	Siena	H	7-3	W
3/5 (1)	Siena	H	0-6	L
3/5 (2)	Siena	H	9-2	W
3/6	Siena	H	5-2	W
3/8	Saint Joseph's	H	22-3	W
3/11	Campbell*	H	18-8	W
3/12 (1)	Campbell*	H	18-0	W
3/12 (2)	Campbell*	H	9-3	W
3/16 (1)	Columbia	H	13-2	W
3/16 (2)	Columbia	H	10-0 (7)	W
3/18 (1)	Gardner-Webb*	A	6-5	W
3/18 (2)	Gardner-Webb*	A	5-6	L
3/19	Gardner-Webb*	A	12-5	W
3/22	#11 Florida	A	6-17	L
3/26 (1)	Jacksonville*	H	4-2	W
3/26 (2)	Jacksonville*	H	5-4 (11)	W
3/28	Jacksonville*	H	9-0	L
4/1	Stetson*	A	4-10	L
4/2	Stetson*	A	18-11	W
4/3	Stetson*	A	14-7	W
4/5	South Florida	A	8-7	W
4/8	Lipscomb*	H	14-5	W
4/9 (1)	Lipscomb*	H	4-5	L
4/9 (2)	Lipscomb*	H	6-1	W
4/12	South Florida	H	10-7	W
4/13	Bethune-Cookman	H	18-2	W
4/15	Belmont*	A	19-2	W
4/16	Belmont*	A	5-0	W
4/17	Belmont*	A	8-0	W
4/19	South Florida	A	2-9	L
4/29	Florida Atlantic*	H	6-8	L
4/30	Florida Atlantic*	H	8-1	W
5/1	Florida Atlantic*	H	3-14	L
5/6	Troy*	A	19-8	W
5/7	Troy*	A	5-6	L
5/8	Troy*	A	4-8	L
5/13	Georgia State*	H	3-2	W
5/14	Georgia State*	H	2-3	L
5/15	Georgia State*	H	12-5	W
5/19	Mercer*	A	6-5	W
5/20	Mercer*	A	5-7 (6)	L
5/21	Mercer*	A	7-8	L

ATLANTIC SUN TOURNAMENT

5/25	Stetson^	A	5-8 (10)	L
5/26	Gardner-Webb ^	N	3-0 (10)	W
5/27	Troy^	N	5-1	W
5/28	Florida Atlantic^	N	3-5	L

* - Atlantic Sun Game
 ^ - Atlantic Sun Tournament
 DeLand, Fla. (Melching Field)

2006

23-33 / 5-19 Conference USA
H: 15-20, A: 8-13, N: 0-0
Coach: Jay Bergman

2/5	FIU	A	4-3	L
2/5	FIU	A	13-3	L
2/7	Bethune-Cookman	A	8-4	W
2/17	North Florida	H	1-0 (10)	L
2/18	North Florida	H	13-0	L
2/19	North Florida	H	6-5	L
2/24	Stony Brook	H	1-0	W
2/25	Stony Brook	H	8-3	W
2/26	Stony Brook	H	5-4	W
2/28	Bethune-Cookman	H	14-2	L
3/1	Michigan	H	6-3	L
3/3	Monmouth	H	23-2	W
3/4	Monmouth	H	2-1	L
3/5	Monmouth	H	5-4	W
3/7	at Stetson	A	4-3	L
3/8	Pennsylvania	H	9-2	W
3/11	Wagner	H	15-0	W
3/12	Wagner	H	5-2	W
3/13	Wagner	H	11-0	W
3/14	#13 Florida	H	10-3	L
3/17	Siena	H	16-5	W
3/18	Siena	H	3-2 (10)	W
3/19	Siena	H	10-3	W
3/21	Bethune-Cookman	A	10-8	W
3/24	TCU	A	2-1	L
3/25	TCU	A	5-1	W
3/26	TCU	A	5-3 (10)	W
3/28	Stetson	H	5-2	L
3/31	Marshall*	A	18-1	W
4/1	Marshall*	A	7-5	W
4/2	Marshall*	A	5-6	L
4/4	South Florida	A	11-0	W
4/7	East Carolina*	H	8-0	W
4/8	East Carolina*	H	6-3	L
4/9	East Carolina*	H	8-1	L
4/11	South Florida	H	4-3	L
4/14	#23 Tulane*	A	5-1	L
4/15	#23 Tulane*	A	9-2	W
4/16	#23 Tulane*	A	7-6	L
4/18	South Florida	H	6-4 (11)	L
4/21	UAB*	H	9-0	W
4/22	UAB*	H	9-7	L
4/23	UAB*	H	2-0	L
4/29	#1 Rice*	H	2-1	L
4/30	#1 Rice*	H	6-3	L
5/2	Bethune-Cookman	H	2-0	W
5/5	#10 Houston*	A	10-5	L
5/6	#10 Houston*	A	6-2	L
5/7	#10 Houston*	A	5-2	L
5/12	Memphis*	H	20-4	L
5/13	Memphis*	H	10-4	L
5/14	Memphis*	H	11-3	L
5/18	Southern Miss*	A	4-3(10)	L
5/19	Southern Miss*	A	9-0	L
5/20	Southern Miss*	A	18-3 (7)	L

* - Conference USA Game

2007

27-32 / 7-17 Conference USA
H: 21-15, A: 5-15, N: 1-12, PS: 1-2
Coach: Jay Bergman

2/3	FIU	H	5-3	L
2/4	FIU	H	9-3	W
2/9	#15 TCU	H	10-1	L
2/10	#15 TCU	H	12-1	L
2/11	#15 TCU	H	8-6	W
2/16	Maryland	H	16-4	L
2/17	Maryland	H	9-7	L
2/18	Maryland	H	4-3	W
2/23	LSU	A	1-4	L
2/24	LSU	A	13-6	L
2/25	LSU	A	5-4	W
2/27	Michigan	H	7-6 (10)	W
3/2	Monmouth	H	7-4	L
3/3	Monmouth	H	11-10	W
3/4	Monmouth	H	13-4	L
3/6	Michigan State	H	7-5	W
3/7	Northeastern	H	5-2	W
3/9	Massachusetts	H	6-1	W
3/10	Massachusetts	H	5-2	W
3/11	Massachusetts	H	7-1	W
3/13	Army	H	12-4	W
3/16	Rutgers	H	10-8	W
3/17	Rutgers	H	4-3	L
3/18	Rutgers	H	4-0	W
3/23	Houston*	H	10-2	L
3/24	Houston*	H	3-0	L
3/25	Houston*	H	7-2	L
3/26	Harvard	H	7-3	W
3/27	Stetson	A	4-3 (11)	W
3/30	UAB*	A	15-5	L
3/31 (1)	UAB*	A	2-1	L
3/31 (2)	UAB*	A	9-7	L
4/3	South Florida	A	11-4	L
4/6	Southern Miss*	H	5-4 (10)	W
4/7	Southern Miss*	H	8-3	L
4/8	Southern Miss*	H	10-0 (7)	L
4/10	#17 Florida	A	6-2	W
4/17	South Florida	A	10-5	L
4/20	#6 Rice*	A	10-1	L
4/21	#6 Rice*	A	4-2	L
4/22	#6 Rice*	A	8-0	L
4/24	South Florida	H	11-5	W
4/27	Tulane*	H	7-6	W
4/28	Tulane*	H	4-3	W
4/29	Tulane*	H	8-4	W
5/2	#28 Stetson	H	10-7	L
5/4	Memphis*	A	9-6	W
5/5	Memphis*	A	3-7	L
5/6	Memphis*	A	10-9	L
5/8	#28 Stetson	A	14-3	W
5/11	#30 East Carolina*	A	8-6	L
5/12	#30 East Carolina*	A	8-7	L
5/13	#30 East Carolina*	A	13-8	L
5/17	Marshall*	H	8-6	W
5/18	Marshall*	H	8-7	W
5/19	Marshall*	H	6-3	L

CONFERENCE USA TOURNAMENT

5/23	#2 Rice^	N	16-6	L
5/24	Houston^	N	1-0	W
5/25	Memphis^	N	12-6	L

* - Conference USA Game
 ^ - Conference USA Tournament
 Greenville, N.C. (Clark-LeClair)



2008
31-27 / 8-16 Conference USA
H: 26-12, A: 5-14, N: 0-1, PS: 0-2
Coach: Jay Bergman/Craig Cozart

2/22	Florida A&M	H	17-1	W
2/23	Florida A&M	H	16-2	W
2/24	Florida A&M	H	17-2	W
2/25	#5 Missouri	H	10-9 (7)	W
2/29	Central Michigan	H	4-0	W
3/1	Central Michigan	H	10-5	W
3/2	Central Michigan	H	4-3	W
3/4	Jacksonville	H	5-4	W
3/5	Jacksonville	A	10-5	L
3/7	Monmouth	H	10-2	W
3/8	Monmouth	H	8-4	W
3/9	Monmouth	H	5-4 (16)	W
3/11	Pittsburgh	H	8-2	W
3/12	Stetson	A	7-3	W
3/15	Siena	H	19-15	W
3/15	Siena	H	9-6	W
3/16	Siena	H	12-1	W
3/17	Wagner	H	6-0	W
3/18	Wagner	H	5-1	W
3/19	Wagner	H	9-3	W
3/21	Southern Miss*	A	8-4	L
3/22	Southern Miss*	A	15-4	W
3/23	Southern Miss*	A	8-5	L
3/26	Florida Gulf Coast	A	8-4	W
3/28	East Carolina*	H	3-2	W
3/29	East Carolina*	H	10-2	L
3/30	East Carolina*	H	10-1	L
4/1	South Florida	H	17-4	L
4/2	Florida Gulf Coast	H	6-4	L
4/4	Houston*	A	5-3	L
4/5	Houston*	A	10-1	L
4/6	Houston*	A	14-7	L
4/8	South Florida	H	6-3	W
4/9	Stetson	H	4-1	W
4/11	Memphis*	H	10-6	W
4/12	Memphis*	H	8-7 (11)	L
4/13	Memphis*	H	10-4	W
4/15	North Florida	A	12-10	L
4/19	Marshall*	A	9-6	L
4/20	Marshall*	A	12-9	L
4/25	#4 Rice*	H	4-2	W
4/26	#4 Rice*	H	4-3	L
4/27	#4 Rice*	H	7-6	L
4/29	South Florida	A	14-6	L
5/2	#27 Tulane*	A	5-2	L
5/3	#27 Tulane*	A	6-1	L
5/4	#27 Tulane*	A	12-1 (7)	W
5/6	South Florida	A	9-5	W
5/9	UAB*	H	13-12 (10)	W
5/10	UAB*	H	6-1	W
5/11	UAB*	H	14-3 (7)	L
5/15	Clemson	H	9-1	L
5/16	Clemson	H	7-3	L
5/17	Clemson	H	8-5	L

CONFERENCE USA TOURNAMENT

5/21	Southern Miss^	N	8-5	L
5/23	Tulane^	A	5-2	L

* - Conference USA Game

 ^ - Conference USA Tournament
 New Orleans, La. (Greer Field)

2009
22-35 / 9-15 Conference USA
H: 15-18, A: 5-14, N: 2-3, PS: 0-2
Coach: Terry Rooney

2/20	VCU	H	10-2	W
2/21	VCU	H	10-9	L
2/22	VCU	H	12-6	W
2/23	VCU	H	8-3	L
2/27	#1 LSU	A	13-4	L
2/28	#1 LSU	A	11-2	L
3/1	#1 LSU	A	16-0	L
3/4	FIU	A	8-3	L
3/6	Monmouth	H	8-6	W
3/7	Monmouth	H	11-4	L
3/8	Monmouth	H	10-5	W
3/10	South Florida	A	8-5	L
3/11	South Florida	H	13-5	L
3/13	Hartford	H	5-0	W
3/14	Hartford	H	7-3	L
3/14	Northern Iowa	H	8-5	W
3/15	Hartford	H	16-12	W
3/17	Army	H	8-1	L
3/18	#25 Florida	H	7-3	L
3/20	#23 East Carolina*	A	26-1	L
3/21	#23 East Carolina*	A	13-3	L
3/22	#23 East Carolina*	A	10-3	L
3/24	Jacksonville	H	14-9	L
3/25	Jacksonville	A	9-5	L
3/27	Southern Miss*	H	6-3	L
3/28	Southern Miss*	H	10-26 (7)	L
3/28	Southern Miss*	H	19-1 (7)	L
4/1	North Florida	H	8-2	W
4/3	Memphis ¹	N	10-5	L
4/4	Memphis ¹	N	12-7	W
4/5	Memphis ¹	N	5-3	W
4/7	North Florida	A	7-3	W
4/8	#22 Florida	A	16-3	L
4/10	Tulane*	H	4-2	W
4/11	Tulane*	H	20-5 (8)	L
4/12	Tulane*	H	5-4	L
4/15	Florida Gulf Coast	H	7-6 (10)	L
4/21	Stetson	H	13-12	W
4/24	UAB*	A	29-9	W
4/25	UAB*	A	12-8	L
4/26	UAB*	A	12-6	W
4/28	#25 South Florida	H	9-5	W
4/29	#25 South Florida	A	9-3	L
5/1	Marshall*	H	10-8	L
5/2	Marshall*	H	18-8	L
5/3	Marshall*	H	8-7 (11)	W
5/5	FIU	H	7-4	L
5/6	Stetson	H	14-9	W
5/8	#2 Rice*	A	5-0	W
5/9	#2 Rice*	A	10-2	L
5/10	#2 Rice*	A	8-7	L
5/12	Stetson	A	5-4	W
5/14	Houston*	H	8-4	W
5/15	Houston*	H	6-3	L
5/16	Houston*	H	4-1	W

CONFERENCE USA TOURNAMENT

5/20	#15 East Carolina^	N	6-3	L
5/21	Tulane^	N	7-3	L

¹ - Played at AutoZone Park
 Memphis, Tenn.

* - Conference USA Game

 ^ - Conference USA Tournament
 Hattiesburg, Miss. (Pete Taylor Park)

2010
33-22 / 10-14 Conference USA
H: 20-15, A: 13-7, N: 0-0
Coach: Terry Rooney

2/19	Savannah State	H	7-2	W
2/20	Savannah State	H	14-4	W
2/21	Savannah State	H	8-6	W
2/24	#5 Florida	A	7-6	L
2/26	Siena	H	8-3	W
2/27	Siena	H	6-5 (12)	W
2/28	Siena	H	10-8	W
3/2	Duquesne	H	12-11	W
3/3	North Florida	H	13-6	L
3/5	Central Michigan	H	11-5	L
3/6	Central Michigan	H	3-0	L
3/7	Central Michigan	H	7-4	L
3/9	#13 Miami (Fla.)	H	19-2	L
3/13	Hartford	H	12-11	L
3/13	Hartford	H	22-9	W
3/14	Hartford	H	24-4	W
3/16	South Florida	H	4-0	L
3/17	Stetson	A	11-7	W
3/19	Presbyterian	H	15-1	W
3/20	Presbyterian	H	6-1	W
3/21	Presbyterian	H	10-2	W
3/23	#12 Miami (Fla.)	A	6-3	W
3/26	Houston*	A	7-4	W
3/27	Houston*	A	7-3	L
3/28	Houston*	A	20-3 (7)	L
3/30	Bethune-Cookman	H	11-8	W
3/31	Bethune-Cookman	A	9-7	W
4/2	UAB*	H	16-7	W
4/3	UAB*	H	7-2	L
4/3	UAB*	H	6-1	L
4/6	South Florida	A	7-3	W
4/9	Southern Miss*	A	7-3	W
4/10	Southern Miss*	A	11-10 (10)	W
4/11	Southern Miss*	A	9-8	W
4/13	Stetson	H	10-6	W
4/16	Rice*	H	9-2	L
4/17	Rice*	H	6-4	W
4/18	Rice*	H	13-8	L
4/20	North Florida	A	15-7	W
4/21	Bethune-Cookman	H	6-2	W
4/23	Marshall*	A	7-2	L
4/24	Marshall*	A	6-5	L
4/25	Marshall*	A	5-3	L
4/30	Memphis*	H	11-8	W
5/1	Memphis*	H	10-6	L
5/2	Memphis*	H	9-8 (10)	L
5/4	Florida Atlantic	A	14-3	W
5/11	Jacksonville	H	6-5 (10)	W
5/12	Jacksonville	A	14-8	W
5/14	East Carolina*	H	11-6	L
5/15	East Carolina*	H	7-5	L
5/16	East Carolina*	H	14-1 (7)	W
5/20	Tulane*	A	12-6	W
5/21	Tulane*	A	14-10	L
5/22	Tulane*	A	17-6 (7)	W

* - Conference USA Game

2011

39-23 / 12-12 Conference USA
H: 21-11, A: 14-8, N: 4-4, PS: 2-3
NCAA TALLAHASSEE REGIONAL

Coach: Terry Rooney

2/18	Siena	H	11-1	W
2/19	Siena	H	10-1	W
2/20	Siena	H	16-4	W
2/22	Bethune-Cookman	A	13-0	W
2/25	South Alabama ¹	A	9-4	W
2/26	SE Louisiana ¹	N	7-2	L
2/27	#29 Alabama ¹	N	12-4	W
3/2	Maine	H	6-3	W
3/4	Dartmouth	H	9-2	W
3/5	Dartmouth	H	8-0	W
3/5	Dartmouth	H	8-6 (10)	L
3/8	Mount St. Mary's	H	2-1	L
3/9	Boston College	H	18-0	W
3/11	Wagner	H	13-4	W
3/12	Wagner	H	5-1	W
3/13	Wagner	H	2-1	W
3/15	South Florida	H	6-5	L
3/18	Columbia	H	9-8	W
3/19	Columbia	H	5-2	W
3/20	Columbia	H	4-2	W
3/22	#29 Miami (Fla.)	A	4-1	L
3/25	#23 Rice*	A	7-2	W
3/26	#23 Rice*	A	6-2	L
3/27	#23 Rice*	A	5-4	W
3/29	#20 Stetson	H	8-2	W
4/1	#20 Southern Miss*	H	6-5	L
4/2	#20 Southern Miss*	H	13-2	L
4/3	#20 Southern Miss*	H	5-2	L
4/5	#4 Florida	A	4-3	W
4/8	Tulane*	H	10-8	L
4/9	Tulane*	H	6-5	L
4/10	Tulane*	H	8-7	W
4/12	Florida Atlantic	A	3-2	L
4/15	East Carolina*	A	12-6	L
4/16	East Carolina*	A	3-2	W
4/17	East Carolina*	A	5-3	L
4/19	Florida Atlantic	H	12-0	W
4/20	#5 Florida	H	8-6	W
4/22	Memphis*	H	5-4 (10)	W
4/23	Memphis*	H	11-9	W
4/24	Memphis*	H	12-7	L
4/29	Houston*	H	6-4	W
4/30	Houston*	H	5-0	L
5/1	Houston*	H	5-3	L
5/3	South Florida	A	10-4	W
5/6	#6 Florida State	H	8-0	L
5/7	#6 Florida State	H	14-10	W
5/8	#6 Florida State	H	6-1	L
5/11	Bethune-Cookman	H	8-1	W
5/13	UAB*	A	5-3	W
5/14	UAB*	A	9-0 (10)	W
5/15	UAB*	A	18-6 (8)	W
5/17	#21 Stetson	A	7-6	W
5/19	Marshall*	H	6-0	L
5/20	Marshall*	H	13-10	W
5/21	Marshall*	H	8-1	W

CONFERENCE USA TOURNAMENT

5/25	Memphis [^]	N	16-9	W
5/26	UAB [^]	N	6-4	W
5/27	#15 Rice [^]	N	4-2	L

NCAA TALLAHASSEE REGIONAL

6/3	Alabama ²	N	5-3	L
6/4	Bethune-Cookman ²	N	16-5	W
6/5	Alabama ²	N	12-5	L

¹ - South Alabama Classic
 Mobile, Ala. (Stanky Field)

* - Conference USA Game

[^] - Conference USA Tournament
 Pearl, Miss. (Trustmark Park)

² - NCAA Tallahassee Regional
 Tallahassee, Fla. (Dick Howser Stadium)

2012

45-17 / 16-8 Conference USA
H: 27-11, A: 14-4, N: 4-2, PS: 4-2
NCAA CORAL GABLES REGIONAL

Coach: Terry Rooney

2/17	LIU Brooklyn	H	13-7	W
2/18	LIU Brooklyn	H	9-1	W
2/18	LIU Brooklyn	H	9-1	W
2/22	#1 Florida	A	8-0	L
2/24	Boston College	H	6-5	W
2/25	Boston College	H	8-7	L
2/26	Boston College	H	5-4	W
2/28	South Florida	H	12-1	W
2/29	Bethune-Cookman	A	8-4	W
3/2	Siena	H	12-4	W
3/3	Siena	H	6-4	W
3/4	Siena	H	15-2	W
3/6	#8 Florida State	H	7-6	L
3/7	#8 Florida State	H	1-0	L
3/9	Massachusetts	H	16-4	W
3/10	Massachusetts	H	5-4	W
3/11	Massachusetts	H	2-1	W
3/14	#10 Miami (Fla.)	H	3-2	L
3/16	Harvard	H	4-3	W
3/17	Harvard	H	4-2	W
3/18	Harvard	H	6-5	W
3/20	South Florida	A	6-2	W
3/23	East Carolina*	H	2-1	W
3/24	East Carolina*	H	10-6	W
3/25	East Carolina*	H	15-6	L
3/27	Florida Atlantic	A	11-3	W
3/30	Houston*	A	8-3	W
3/31	Houston*	A	9-1	W
4/1	Houston*	A	3-1 (10)	W
4/4	#13 Miami	A	4-1	W
4/6	UAB*	H	11-4	L
4/7	UAB*	H	7-3	W
4/8	UAB*	H	8-7	W
4/10	Florida A&M	H	16-4	W
4/11	Bethune-Cookman	H	6-2	W
4/13	Southern Miss*	A	1-0	L
4/14	Southern Miss*	A	11-6	W
4/15	Southern Miss*	A	12-3	W
4/17	Florida Atlantic	H	12-3	W
4/20	Tulane*	A	1-0	W
4/21	Tulane*	A	8-7 (12)	W
4/22	Tulane*	A	8-6	W
4/27	Memphis*	H	4-3	W
4/28	Memphis*	H	6-5	L
4/29	Memphis*	H	1-0	L
5/2	Stetson	A	5-4 (13)	W
5/5	Presbyterian	H	8-1	W
5/6	Presbyterian	H	7-2	L
5/7	Presbyterian	H	7-2	W
5/11	Marshall*	A	8-6	W
5/12	Marshall*	A	9-6	L
5/13	Marshall*	A	13-6	W
5/17	#4 Rice*	H	8-6	W
5/18	#4 Rice*	H	9-2	L
5/19	#4 Rice*	H	5-2	L

CONFERENCE USA TOURNAMENT

5/24	UAB [^]	N	15-1 (7)	L
5/24	East Carolina [^]	N	11-1 (8)	W
5/26	Tulane [^]	N	6-2	W

NCAA CORAL GABLES REGIONAL

6/1	Missouri State ¹	N	2-1	W
6/2	Stony Brook ¹	N	9-8	W
6/3	Stony Brook ¹	N	12-5	L
6/4	Stony Brook ¹	N	10-6	L

* - Conference USA Game

[^] - Conference USA Tournament
 Pearl, Miss. (Trustmark Park)

¹ - NCAA Coral Gables Regional
 Coral Gables, Fla. (Mark Light Field)

2013

29-30 / 13-11 Conference USA
H: 22-12, A: 7-16, N: 0-2, PS: 0-3
Coach: Terry Rooney

2/15	Siena	H	7-1	W
2/16	Siena	H	7-4	L
2/17	Siena	H	8-2	W
2/19	#17 Florida	H	5-3	L
2/22	UConn ¹	H	7-3	W
2/23	Texas Tech ¹	H	13-8	W
2/26	South Florida	H	6-4	L
2/27	Bethune-Cookman	A	6-0	L
3/1	Winthrop	H	3-0	W
3/2	Winthrop	H	12-7	W
3/3	Winthrop	H	7-6	W
3/5	North Florida	H	9-5	L
3/6	#24 Miami	A	5-0	L
3/8	Jacksonville	H	4-0	L
3/9	Jacksonville	H	5-2	W
3/10	Jacksonville	A	6-4	W
3/12	Florida A&M	H	6-4	W
3/13	Florida A&M	H	5-2	W
3/15	Columbia	H	10-3	W
3/16	Columbia	H	5-4	L
3/17	Columbia	H	6-1	W
3/18	Columbia	H	5-1	W
3/20	Jacksonville	A	7-5	L
3/22	UAB*	A	8-0	W
3/23	UAB*	A	6-1	W
3/24	UAB*	A	12-10 (10)	W
3/28	Southern Miss*	H	4-1	L
3/29	Southern Miss*	H	4-3	W
3/30	Southern Miss*	H	4-3	L
4/2	Florida	A	5-3	L
4/5	Memphis*	A	2-1	L
4/6	Memphis*	A	5-2	L
4/7	Memphis*	A	8-7	L
4/10	South Florida	A	9-3	L
4/12	#14 Rice*	A	5-1	W
4/13	#14 Rice*	A	11-7 (12)	W
4/14	#14 Rice*	A	7-6	L
4/16	Florida Atlantic	H	10-2	L
4/20	Marshall*	H	5-4 (10)	L
4/21	Marshall*	H	3-1	W
4/22	Marshall*	H	11-0 (7)	W
4/26	#30 Houston*	H	4-2	W
4/27	#30 Houston*	H	5-4	W
4/28	#30 Houston*	H	7-3	W
5/1	Bethune-Cookman	H	8-1	W
5/3	#9 Florida State	A	4-2	L
5/4	#9 Florida State	A	6-1	L
5/5	#9 Florida State	A	5-4	L
5/8	Bethune-Cookman	H	4-0	W
5/10	Tulane*	H	8-1	L
5/11	Tulane*	H	15-9	L
5/12	Tulane*	H	7-3	W
5/14	Florida Atlantic	A	4-3	L
5/17	East Carolina*	A	2-0	W
5/18	East Carolina*	A	10-8	L
5/19	East Carolina*	A	6-5	L

CONFERENCE USA TOURNAMENT

5/22	Memphis [^]	N	6-1	L
5/23	#19 Rice [^]	A	5-1	L
5/24	UAB [^]	N	5-1	L

¹ - Wawa Weekend Classic
 Orlando, Fla. (Jay Bergman Field)

* - Conference USA Game

[^] - Conference USA Tournament
 Houston, Texas (Reckling Park)



2014
36-23 / 17-7 The American
H: 23-11, A: 11-11, N: 2-1, PS: 2-1
Coach: Terry Rooney

2/14	Siena	H	8-1	W
2/15	Siena	H	11-4	W
2/16	Siena	H	9-6	W
2/18	#20 Florida	A	5-1	L
2/21	Ohio State ¹	H	9-3 (13)	L
2/22	Oklahoma ¹	H	4-1	W
2/23	The Citadel ¹	H	9-7	W
2/25	Jacksonville	A	5-3 (10)	W
2/28	#24 Ole Miss	A	4-3 (13)	L
3/1	#24 Ole Miss	A	5-4 (10)	L
3/2	#24 Ole Miss	A	9-2	L
3/4	Bethune-Cookman	A	5-2	L
3/5	Michigan	H	3-2	L
3/7	Central Michigan	H	7-6 (10)	L
3/8	Central Michigan	H	3-2 (10)	L
3/9	Central Michigan	H	5-4	W
3/11	#2 Florida State	H	11-10	L
3/12	#2 Florida State	H	18-1	L
3/14	Central Conn. State	H	10-0	W
3/15	Central Conn. State	H	9-8	W
3/16	Central Conn. State	H	5-4 (10)	L
3/18	at Miami (Fla.)	A	9-2	W
3/21	Cincinnati	A	7-1	W
3/22	Cincinnati	H	7-4	W
3/23	Cincinnati	H	5-1	W
3/26	Bethune-Cookman	H	4-1	W
3/28	Temple	H	6-4	W
3/29	Temple	H	8-2	W
3/30	Temple	H	12-5	W
4/1	North Florida	A	8-4	W
4/4	South Florida	A	2-0	W
4/5	South Florida	A	4-2	L
4/6	South Florida	A	6-3	W
4/9	#20 Miami (Fla.)	H	6-5	L
4/11	Memphis	A	2-1	L
4/12	Memphis	A	9-8	W
4/13	Memphis	A	10-0 (8)	W
4/15	Florida A&M	H	11-4	W
4/17 (1)	#9 Louisville	H	8-2	W
4/17 (2)	#9 Louisville	H	4-3 (11)	W
4/18	#9 Louisville	H	3-2	L
4/25	Rutgers	H	3-1	W
4/26	Rutgers	H	4-3 (11)	W
4/27	Rutgers	H	10-3	W
4/30	North Florida	H	Cancelled	
5/2	#13 Houston	A	4-3	W
5/3	#13 Houston	A	4-3	L
5/4	#13 Houston	A	5-3	L
5/6	Florida Atlantic	H	1-0	L
5/7	at Florida Atlantic	A	4-1	W
5/9	Presbyterian	H	10-0	W
5/10	Presbyterian	H	6-3	L
5/11	Presbyterian	H	11-2	W
5/13	#4 Florida State	A	8-3	W
5/15 (1)	at UConn	A	5-4	L
5/15 (2)	at UConn	A	6-5	L
5/16	at UConn	A	7-6	W

THE AMERICAN CHAMPIONSHIP

5/21	UConn [^]	N	7-1	W
5/22	Temple [^]	N	6-2	W
5/23	Houston [^]	N	13-8	L

* - American Athletic Conference Game

[^] - American Athletic Conference Championship
 Clearwater, Fla. (Bright House Field)

2015
31-27 / 10-14 The American
H: 22-2, A: 10-12, N: 2-1, PS: 0-2
Coach: Terry Rooney

2/13	Siena	H	4-1	W
2/14	Siena	H	13-4	W
2/15	Siena	H	11-0	W
2/18	Bethune-Cookman	H	10-2	W
2/20	#15 Arkansas ¹	N	9-5	W
2/21	#11 Maryland ¹	N	7-6	W
2/22	South Alabama ¹	A	7-5	W
2/25	Bethune-Cookman	A	18-8	W
2/27	#18 Ole Miss	H	5-4	W
3/1 (1)	#18 Ole Miss	H	3-2 (7)	W
3/1 (2)	#18 Ole Miss	H	4-3	L
3/3	#2 Florida	H	4-3	W
3/4	#2 Florida	A	10-2	L
3/6	Columbia	H	9-1	W
3/7	Columbia	H	5-1	W
3/8	Columbia	H	9-3	W
3/10	#11 Florida State	A	11-8	L
3/11	#11 Florida State	A	15-11	L
3/13	Fairfield	H	11-1	W
3/14	Fairfield	H	6-5	W
3/15	Fairfield	H	16-10	W
3/17	Bethune-Cookman	A	18-13	W
3/20	Presbyterian	H	6-5	W
3/21	Presbyterian	H	8-6	L
3/22	Presbyterian	H	18-4	W
3/24	Jacksonville	A	13-9	L
3/27	#15 Houston*	H	9-2	W
3/28	#15 Houston*	H	7-5	L
3/29	#15 Houston*	H	4-3	W
3/31	#22 Florida Atlantic	H	11-5	L
4/2	Cincinnati*	A	4-1	L
4/3	Cincinnati*	A	5-1	L
4/4	Cincinnati*	A	2-1	W
4/7	Jacksonville	H	6-5	W
4/10	UConn*	H	6-4	L
4/11	UConn*	H	15-1	L
4/12	UConn*	H	5-1	W
4/15	#6 Miami (Fla.)	A	4-2	L
4/17	Tulane*	A	2-0	L
4/18	Tulane*	A	8-0	W
4/19	Tulane*	A	10-0 (7)	L
4/21	North Florida	H	9-3	L
4/24	East Carolina*	A	6-5	L
4/25	East Carolina*	A	3-2	L
4/26	East Carolina*	A	6-5	L
5/1	South Florida*	H	3-0	W
5/2	South Florida*	H	2-1	W
5/3	South Florida*	H	9-3	L
5/6	#12 Florida Atlantic	A	10-2	L
5/8	Memphis*	H	10-2	W
5/9	Memphis*	H	6-5	L
5/10	Memphis*	H	4-1	W
5/12	North Florida	A	10-5	L
5/14	South Florida*	A	12-9	W
5/15	South Florida*	A	7-3	L
5/16	South Florida*	A	5-4	L

THE AMERICAN CHAMPIONSHIP

5/20	East Carolina [^]	N	4-3	L
5/21	UConn [^]	N	4-3 (11)	L

¹ - South Alabama Tournament
 Mobile, Ala. (Stanky Field)

* - American Athletic Conference Game

[^] - American Athletic Conference Championship
 Clearwater, Fla. (Bright House Field)

2016
26-33 / 8-16 The American
H: 19-12, A: 5-16, N: 1-6, PS: 1-2
Coach: Terry Rooney

2/19	Siena	H	10-9	W
2/20	Siena	H	15-0	W
2/21	Siena	H	11-2	W
2/23	Bethune-Cookman	H	12-7	W
2/24	North Florida	H	5-4	W
2/26	Texas A&M-Corpus ¹	N	4-3	W
2/27	vs. Texas State ¹	N	2-1	L
2/28	vs. Michigan State ¹	N	6-2	L
3/1	#1 Florida	H	9-5	L
3/2	#1 Florida	A	4-0	L
3/4	#24 Rice	A	4-3	L
3/5	#24 Rice	A	2-0	L
3/6	#24 Rice	A	13-10	L
3/9	Bethune-Cookman	A	17-3	L
3/11	LIU Brooklyn	H	4-3	W
3/12	LIU Brooklyn	H	5-2	W
3/13	LIU Brooklyn	H	12-7	W
3/16	Miami (Fla.)	H	5-2	L
3/18	Brown	H	2-0	W
3/19	Brown	H	6-4	W
3/22	Florida State	A	7-2	L
3/23	Florida State	A	4-5 (11)	W
3/25	Cornell	H	4-3	W
3/26	Cornell	H	8-3	W
3/27	Cornell	H	16-0	L
3/29	Jacksonville	A	8-3	L
4/1	Memphis*	A	6-1	L
4/2	Memphis*	A	9-2	W
4/3	Memphis*	A	7-1	W
4/5	#12 Florida Atlantic	H	5-0	L
4/8	#24 Houston*	A	2-1	W
4/9	#24 Houston*	A	4-3	L
4/10	#24 Houston*	A	1-0	L
4/13	#1 Miami	A	8-4	L
4/15	South Florida*	H	6-4	L
4/16	South Florida*	H	4-0	W
4/17	South Florida*	H	6-5	L
4/19	North Florida	A	4-3	L
4/22	Tulane*	H	4-3	L
4/23	Tulane*	H	4-1	L
4/24	Tulane*	H	6-0	L
4/26	#17 Florida Atlantic	A	3-1	W
4/29	South Florida*	A	0-4	L
4/30	South Florida*	A	5-4	L
5/1	South Florida*	A	9-2	W
5/6	Cincinnati*	H	8-7	W
5/7	Cincinnati*	H	12-1	W
5/8	Cincinnati*	H	4-2	L
5/11	Jacksonville	H	6-3	W
5/13	UConn*	A	4-3	L
5/14	UConn*	A	15-8	L
5/15	UConn*	A	3-0	L
5/19	East Carolina*	H	5-3	L
5/20	East Carolina*	H	7-1	L
5/21	East Carolina*	H	8-7	L

THE AMERICAN CHAMPIONSHIP

5/24	Tulane [^]	N	4-3	L
5/25	Cincinnati [^]	N	7-6	W
5/27	Tulane [^]	N	5-0	L

¹ - Kleberg Bank College Classic
 Corpus Christi, Texas (Whataburger Field)

* - American Athletic Conference Game

[^] - American Athletic Conference Championship
 Clearwater, Fla. (Bright House Field)

2017

40-22 / 15-9 The American
H: 28-9, A: 10-10, N: 2-3, PS: 2-4
AAC REGULAR SEASON CHAMPIONS
NCAA TALLAHASSEE REGIONAL
Coach: Greg Lovelady

2/17	Siena	H	17-6	W
2/18	Siena	H	3-0	W
2/19	Siena	H	7-2	W
2/21	North Florida	H	3-2	W
2/24	Manhattan	H	13-3	W
2/25	Manhattan	H	10-1	W
2/16	Manhattan	H	7-2	W
2/28	#2 Florida	A	4-3	L
3/1	#2 Florida	H	11-2	W
3/3	Stony Brook	H	7-3	W
3/4	Stony Brook	H	8-4	W
3/5	Stony Brook	H	3-2	W
3/7	#2 Florida State	H	5-2	L
3/8	#2 Florida State	H	5-0	L
3/10	Central Michigan	H	21-1	W
3/11 (1)	Central Michigan	H	7-3	W
3/11 (2)	Central Michigan	H	5-4	W
3/14	Bradley	H	12-9	W
3/17	Jacksonville	H	4-0	W
3/18	Jacksonville	A	10-3	W
3/19	Jacksonville	A	7-1	L
3/21	Bethune-Cookman	H	5-4	W
3/24	Dartmouth	H	4-3	L
3/25	Dartmouth	H	4-1	L
3/26	Dartmouth	H	15-0	W
3/29	Jacksonville	H	10-1	W
3/31	#11 Houston*	H	5-2	W
4/1	#11 Houston*	H	3-1	L
4/2	#11 Houston*	H	6-1	W
4/5	Stetson	H	5-3	W
4/7	South Florida*	A	5-4	L
4/8	South Florida*	A	6-5	L
4/9	South Florida*	A	7-5	L
4/11	Florida Atlantic	H	8-3	L
4/13	East Carolina*	A	8-7	W
4/14	East Carolina*	A	9-4	W
4/15	East Carolina*	A	7-0	W
4/18	Bethune-Cookman	H	5-1	W
4/21	UConn*	H	8-1	W
4/22	UConn*	H	6-5	L
4/23	UConn*	H	8-2	W
4/28	Memphis*	H	7-4	W
4/29	Memphis*	H	9-4	L
4/30	Memphis*	H	2-1	W
5/2	North Florida	A	2-1	L
5/5	Tulane*	A	11-4	W
5/6	Tulane*	A	4-3	L
5/7	Tulane*	A	11-1	W
5/10	Miami (Fla.)	A	5-2	W
5/12	Cincinnati*	A	16-2	W
5/13	Cincinnati*	A	3-1	W
5/14	Cincinnati*	A	8-5	L
05/16	Florida Atlantic	A	9-4	L
5/18	#23 South Florida*	H	7-4	L
5/19	#23 South Florida*	H	9-1	W
5/20	#23 South Florida*	H	3-2	W

THE AMERICAN CHAMPIONSHIP

5/23	East Carolina^	N	14-3	L
5/25	Tulane^	N	8-3	W
5/26	South Florida^	N	12-0	W
5/26	East Carolina^	N	4-0	L

NCAA TALLAHASSEE REGIONAL

6/2	Auburn ¹	N	7-4	L
6/3	#16 Florida State ¹	A	6-1	L

* - American Athletic Conference Game

^ - American Athletic Conference Championship
Clearwater, Fla. (Spectrum Field)

¹ - NCAA Tallahassee Regional
Tallahassee, Fla. (Dick Howser Stadium)

2018

35-21 / 13-10 The American
H: 26-9, A: 9-10, N: 0-2, PS: 0-2
Coach: Greg Lovelady

2/16	#15 Virginia	H	6-3	W
2/17	Rice	H	5-4	L
2/18	Samford	H	5-4	L
2/20	at Stetson	A	1-0	L
2/23	Savannah State	H	4-0	W
2/24	Savannah State	H	6-0	W
2/25	Savannah State	H	15-4	W
2/27	Bethune-Cookman	A	6-1	W
3/2	Wagner	H	6-3	W
3/3	Wagner	H	10-8	W
3/4	Wagner	H	12-0	W
3/6	#1 Florida	H	9-7	W
3/7	#1 Florida	A	4-2	W
3/10	Siena	H	1-0	W
3/10	Siena	H	2-0	W
3/11	Siena	H	10-8	W
3/13	Bradley	H	6-5	W
3/14	Miami (Fla.)	H	4-3	L
3/16	Chicago State	H	10-0	W
3/17	Chicago State	H	20-1	W
3/18	Chicago State	H	8-0	W
3/20	#8 Florida State	A	6-4	L
3/21	#8 Florida State	A	13-3	L
3/23	#18 East Carolina*	A	9-1	W
3/24	#18 East Carolina*	A	12-4	L
3/25	#18 East Carolina*	A	11-6	L
3/30	Memphis*	A	7-1	W
3/30	Memphis*	A	9-0	L
3/31	Memphis*	A	9-3	W
4/3	Stetson	H	4-1	W
4/7	UConn*	A	10-8	W
4/8	UConn*	A	6-2	L
4/8	UConn*	A	7-6	L
4/11	Miami (Fla.)	A	4-0	W
4/13	Cincinnati*	H	5-4	W
4/14	Cincinnati*	H	11-2	W
4/15	Cincinnati*	H	9-6	L
4/18	Bethune-Cookman	H	7-1	W
4/20	South Florida*	A	1-0	W
4/21	South Florida*	A	5-4	L
4/22	South Florida*	A	4-2	L
4/27	Wichita State*	H	9-5	W
4/28	Wichita State*	H	5-4	L
4/29	Wichita State*	H	8-4	W
5/1	Florida Atlantic	H	2-1	W
5/5	#19 Houston*	A	3-2	W
5/5	#19 Houston*	A	6-4	W
5/6	#19 Houston*	A	6-3	L
5/8	Florida Atlantic	A	11-8	L
5/11	Oklahoma	H	5-4	W
5/12	Oklahoma	H	7-3	L
5/13	Oklahoma	H	7-4	L
5/18	Tulane*	H	7-6	W
5/18	Tulane*	H	3-2	W

THE AMERICAN CHAMPIONSHIP

5/22	#15 East Carolina^	N	8-4	L
5/23	#18 Houston^	N	6-2	L

* - American Athletic Conference Game

^ - American Athletic Conference Championship
Clearwater, Fla. (Spectrum Field)

2019

36-22 / 11-13 The American
H: 23-12, A: 11-8, N: 2-2, PS: 2-2
Coach: Greg Lovelady

2/15	Siena	H	3-2	W
2/16	Siena	H	5-1	W
2/17	Siena	H	7-1	W
2/19	Stetson	H	10-2	W
2/22	#15 Auburn	H	4-1	L
2/23	#15 Auburn	H	6-1	W
2/24	#15 Auburn	H	13-9	L
2/27	#3 Florida	A	12-9	W
3/1	Jacksonville	H	8-5	L
3/2	Jacksonville	H	3-0	W
3/3	Jacksonville	H	6-4	W
3/6	Ball State	H	9-8 (13)	W
3/8	Penn State	H	5-2	L
3/9	Penn State	H	5-3	W
3/10	Penn State	H	11-5	L
3/12	Yale	H	7-5	W
3/13	Yale	H	8-1	W
3/15	VCU	H	10-9	W
3/16	VCU	H	4-3	L
3/17	VCU	H	8-2	W
3/19	#19 Florida State	A	9-7	W
3/22	#14 East Carolina*	A	13-8	L
3/23	#14 East Carolina*	A	7-4	L
3/24	#14 East Carolina*	A	6-5	L
3/27	North Florida	H	5-0	W
3/29	UConn*	H	2-1	W
3/30	UConn*	H	3-1 (11)	L
3/31	UConn*	H	10-0 (7)	L
4/2	Stetson*	A	13-4	W
4/5	South Florida*	H	4-1	W
4/6	South Florida*	H	5-0	W
4/7	South Florida*	H	6-3	L
4/9	Jacksonville	A	8-2	W
4/12	Cincinnati*	A	15-0 (8)	W
4/13 (1)	Cincinnati*	A	8-3	L
4/13 (2)	Cincinnati*	A	7-6	L
4/16	Florida Atlantic	H	5-3	L
4/18	Wichita State*	A	8-6	L
4/19	Wichita State*	A	11-3	W
4/20	Wichita State*	A	6-4	L
4/23	Bethune-Cookman	H	5-4 (10)	W
4/26	Memphis*	H	12-11	W
4/27	Memphis*	H	12-7	L
4/28	Memphis*	H	7-6	W
4/30	North Florida	A	9-7 (11)	W
5/3	Tulane*	A	6-2	L
5/4	Tulane*	A	4-2	W
5/5	Tulane*	A	5-2	W
5/7	Bethune-Cookman	H	6-5	W
5/8	#18 Miami	A	8-7	W
5/14	#29 Florida Atlantic	A	13-10	W
5/16	Houston	H	8-0	W
5/17	Houston	H	2-0	L
5/18	Houston	H	11-10 (11)	W

THE AMERICAN CHAMPIONSHIP

5/21	Tulane^	N	5-2	L
5/22	Memphis^	N	8-7 (10)	W
5/24	Tulane^	N	6-2	W
5/25	Cincinnati^	N	10-6	L

* - American Athletic Conference Game

^ - American Athletic Conference Championship
Clearwater, Fla. (BayCare Ballpark)



2020				
15-3 / 0-0 The American				
H: 11-3, A: 4-0				
Coach: Greg Lovelady				
2/14	Siena	H	2-1	W
2/15 (1)	Siena	H	11-4	W
2/15 (2)	Siena	H	9-1	W
2/16	Siena	H	10-2	W
2/18	Stetson	H	6-5	L
2/21	#8 Auburn	A	A3-1	W
2/22	#8 Auburn	A	7-3	W
2/23	#8 Auburn	A	12-2	W
2/25	Bethune-Cookman	A	6-0	W
2/28	CSUN	H	12-5	W
2/29 (1)	CSUN	H	4-2	L
2/29 (2)	CSUN	H	10-5	W
3/1	CSUN	H	6-4	W
3/3	Jacksonville	H	6-0	W
3/6	Butler	H	2-1	W
3/7	Butler	H	4-0	W
3/8	Butler	H	4-1	W
3/11	#5 Miami	H	3-2	L
3/13	Yale		Canceled	
3/14	Yale		Canceled	
3/15	Yale		Canceled	
3/17	#11 Florida State		Canceled	
3/18	#11 Florida State		Canceled	
3/20	#22 East Carolina*		Canceled	
3/21	#22 East Carolina*		Canceled	
3/22	#22 East Carolina*		Canceled	
3/24	Jacksonville		Canceled	
3/27	Memphis*		Canceled	
3/28	Memphis*		Canceled	
3/29	Memphis*		Canceled	
3/31	RV Florida Atlantic		Canceled	
4/3	Wichita State*		Canceled	
4/4	Wichita State*		Canceled	
4/5	Wichita State*		Canceled	
4/7	RV Florida Atlantic		Canceled	
4/9	UConn*		Canceled	
4/10	UConn*		Canceled	
4/11	UConn*		Canceled	
4/14	Bethune-Cookman		Canceled	
4/15	Bethune-Cookman		Canceled	
4/24	#23 Tulane*		Canceled	
4/25	#23 Tulane*		Canceled	
4/26	#23 Tulane*		Canceled	
4/28	Stetson		Canceled	
5/1	South Florida*		Canceled	
5/2	South Florida*		Canceled	
5/3	South Florida*		Canceled	
5/6	#6 Miami		Canceled	
5/8	RV Houston*		Canceled	
5/9	RV Houston*		Canceled	
5/10	RV Houston*		Canceled	
5/12	North Florida		Canceled	
5/14	Cincinnati*		Canceled	
5/15	Cincinnati*		Canceled	
5/16	Cincinnati*		Canceled	

THE AMERICAN CHAMPIONSHIP
5/19-5/24 Canceled

* - American Athletic Conference Game
Season cut short due to COVID-19 Pandemic Games ater March 13 canceled

2021				
31-30 / 18-14 The American				
H: 15-11, A: 13-17, N: 3-2, PS: 3-2				
Coach: Greg Lovelady				
2/19	Florida Atlantic	H	12-6	L
2/20	Florida Atlantic	A	20-15	L
2/21	Florida Atlantic	A	15-6	W
2/23	Stetson	H	7-0	L
2/26	#1 Ole Miss	A	3-2	W
2/27	#1 Ole Miss	A	6-5	L
2/28	#1 Ole Miss	A	7-2	W
3/3	Stetson	A	6-5	L
3/5 (1)	Liberty	H	2-1	L
3/5 (2)	Liberty	H	8-3	L
3/7	Liberty	H	3-2	L
3/10	North Florida	A	10-0	W
3/12	North Florida	H	6-2	W
3/13	North Florida	A	14-7	L
3/14	North Florida	H	3-2	W
3/16	Florida Atlantic	H	8-3	W
3/19	Jacksonville	A	2-1	L
3/20	Jacksonville	A	12-9	W
3/21	Jacksonville	H	10-0	W
3/24	#17 Florida State	A	6-5	L
3/26	Troy	A	6-3	W
3/27	Troy	A	2-1	L
3/28	Troy	A	14-12 (8)	L
3/30	Jacksonville	H	11-6	L
4/1	South Florida*	A	5-2	W
4/2 (1)	South Florida*	A	6-2	L
4/2 (2)	South Florida*	A	3-1	L
4/3	South Florida*	A	3-0	W
4/9(1)	Cincinnati*	A	8-6	W
4/9 (2)	Cincinnati*	A	2-1	L
4/10	Cincinnati*	A	20-10	W
4/11	Cincinnati*	A	10-6	L
4/16 (1)	South Florida*	H	6-0	W
4/16 (2)	South Florida*	H	5-2	W
4/17 (1)	South Florida*	H	5-4	W
4/18 (2)	South Florida*	H	11-0	L
4/23 (1)	#7 East Carolina*	A	4-2	L
4/23 (2)	#7 East Carolina*	A	10-5	W
4/24	#7 East Carolina*	A	11-8	L
4/25	#7 East Carolina*	A	6-1	W
4/30 (1)	Memphis*	H	12-2	L
4/30 (2)	Memphis*	H	12-10	W
5/1	Memphis*	H	13-6	W
5/2	Memphis*	H	17-5	W
5/7 (1)	Wichita State*	H	6-3	W
5/7 (2)	Wichita State*	H	11-1	L
5/8	Wichita State*	H	10-3	L
5/9	Wichita State*	H	7-6	L
5/14 (1)	Tulane*	A	5-4	L
5/14 (2)	Tulane*	A	9-1	L
5/15	Tulane*	A	6-4	W
5/16	Tulane*	A	14-7	L
5/20 (1)	Houston*	H	3-1	W
5/20 (2)	Houston*	H	2-1	W
5/21	Houston*	H	6-0	W
5/22	Houston*	H	2-1	W

THE AMERICAN CHAMPIONSHIP
5/25 Canceled

* - American Athletic Conference Game
^ - American Athletic Conference Championship
Clearwater, Fla. (BayCare Ballpark)

^ - American Athletic Conference Championship
Clearwater, Fla. (BayCare Ballpark)
2 - AAC Championship Final

2022				
35-25 / 14-10 The American				
H: 18-14, A: 14-9, N: 3-2, PS: 3-2				
Coach: Greg Lovelady				
2/18	Siena	H	12-0	W
2/19	Siena	H	16-2	W
2/20	Siena	H	18-0	W
2/22	North Florida	A	3-2	W
2/25	Georgia Southern	A	5-1	W
2/26	Georgia Southern	A	3-2	L
2/27	Georgia Southern	A	10-1	W
3/1	Stetson	H	5-3	W
3/4	#2 Ole Miss	H	8-7	L
3/5	#2 Ole Miss	H	1-0 (12)	W
3/6	#2 Ole Miss	H	9-1	L
3/8	Bethune-Cookman	A	6-2	W
3/9	Florida A&M	H	18-4	W
3/11 (1)	North Florida	H	10-2	L
3/11 (2)	North Florida	H	4-0 (7)	W
3/13	North Florida	A	4-2	L
3/16	Miami	H	10-5	W
3/18	UNC Greensboro	H	10-9	L
3/19	UNC Greensboro	H	6-4	L
3/20	UNC Greensboro	H	3-2	W
3/22	#7 Florida State	A	10-2	L
3/23	#7 Florida State	A	Canceled	
3/25	Samford	H	4-3 (10)	L
3/26	Samford	H	7-6	L
3/27	Samford	H	11-1 (7)	W
3/29	Florida Atlantic	H	13-1	W
4/1	South Florida*	H	5-0	W
4/2	South Florida*	H	4-0 (7)	W
4/3	South Florida*	H	8-4	W
4/5	Florida Atlantic	A	5-3	L
4/8	Memphis*	A	6-1	L
4/9	Memphis*	A	13-3 (7)	W
4/10	Memphis*	A	15-6	W
4/12	Jacksonville	A	6-1	W
4/14	East Carolina*	H	12-7	L
4/15	East Carolina*	H	10-0	L
4/16	East Carolina*	H	10-1	L
4/19	Jacksonville	H	9-2	L
4/22	Wichita State*	A	8-5	W
4/23	Wichita State*	A	16-12	W
4/24	Wichita State*	A	8-2	W
4/29	Tulane*	H	2-1	W
4/30	Tulane*	H	7-5	L
5/1	Tulane*	H	8-6	W
5/3	North Florida	A	8-5	W
5/6	South Florida*	A	10-4	W
5/7	South Florida*	A	2-1	L
5/8	South Florida*	A	3-1	L
5/11	#6 Miami	A	16-10	L
5/13	Houston*	A	6-9	L
5/14	Houston*	A	6-5	W
5/15	Houston*	A	3-1	W
5/17	Bethune-Cookman	H	10-2 (5)	W
5/19	Cincinnati*	H	15-10	W
5/19	Cincinnati*	H	15-5	L
5/20	Cincinnati*	H	6-5	L

THE AMERICAN CHAMPIONSHIP
5/24 Canceled

* - American Athletic Conference Game
^ - American Athletic Conference Championship
Clearwater, Fla. (BayCare Ballpark)

* - American Athletic Conference Game
^ - American Athletic Conference Championship
Clearwater, Fla. (BayCare Ballpark)

2023

33-26 / 12-12 The American

H: 21-13, A: 11-11, N: 1-2, PS: 1-2

Coach: Greg Lovelady

2/17	Siena	H	22-5	W
2/18	Siena	H	2-1	W
2/19	Siena	H	11-1 (7)	W
2/21	Florida Atlantic	H	13-3	L
2/24	Clemson	A	4-2	W
2/25	Clemson	A	10-7	W
2/26	Clemson	A	13-6	W
2/28	Bethune-Cookman	A	9-0	W
3/3	Georgia Southern	H	6-4	W
3/4	Georgia Southern	H	19-7	L
3/5	Georgia Southern	H	11-8	L
3/7	North Florida	H	10-3	W
3/10	RV Troy	H	5-3	W
3/11	RV Troy	H	12-3	L
3/12	RV Troy	H	5-4	L
3/14	#21 Florida State	H	14-3	W
3/15	#21 Florida State	H	6-3	W
3/17	Dartmouth	H	16-1	W
3/18	Dartmouth	H	12-10	W
3/19	Dartmouth	H	5-2	W
3/21	North Florida	A	4-2	L
3/24	RV Maryland	H	4-2	W
3/25	RV Maryland	H	16-6	L
3/26	RV Maryland	H	8-6	L
3/28	Florida Atlantic	A	4-2	L
3/31	South Florida*	H	2-0	L
4/1	South Florida*	H	3-2	L
4/2	South Florida*	H	12-9	W
4/4	#11 Miami	A	14-3	L
4/6 (1)	#12 East Carolina*	A	17-7 (7)	L
4/6 (2)	#12 East Carolina*	A	11-5	L
4/7	#12 East Carolina*	A	3-2 (12)	L
4/11	Stetson	A	7-1	W
4/14	Memphis*	H	12-3	W
4/15	Memphis*	H	3-1	L
4/16	Memphis*	H	8-6	W
4/18	Stetson	H	7-6	W
4/21	South Florida*	A	6-4	W
4/22	South Florida*	A	14-8	L
4/23	South Florida*	A	11-1 (8)	W
4/28	Houston*	H	13-7 (10)	L
4/29	Houston*	H	8-7	W
4/30	Houston*	H	12-9 (8)	L
5/2	North Florida	H	16-10	W
5/5	Tulane*	A	5-3	W
5/6	Tulane*	A	13-2 (7)	L
5/7	Tulane*	A	10-3	W
5/9	Ohio State	A	2-0	L
5/10	Wright State	A	11-7	L
5/12	Cincinnati*	A	13-3 (7)	L
5/13	Cincinnati*	A	12-4	W
5/14	Cincinnati*	A	9-7	W
5/16	Bethune-Cookman	H	11-7	W
5/18	Wichita State*	H	16-15	W
5/19	Wichita State*	H	12-7	L
5/20	Wichita State*	H	5-4	W

THE AMERICAN CHAMPIONSHIP

5/23	Cincinnati^	N	4-3	W
5/25	South Florida^	N	15-4 (8)	L
5/26	East Carolina^	N	7-6 (13)	L

* - American Athletic Conference Game

^ - American Athletic Conference Championship
Clearwater, Fla. (BayCare Ballpark)

2024

Big 12

Coach: Rich Wallace

2/16	Bryant	H
2/17	Bryant	H
2/18	Bryant	H
2/21	Miami	A
2/23	Samford	H
2/24	Samford	H
2/25	Samford	H
2/27	Florida Atlantic	A
3/1	South Florida	H
3/2	South Florida	H
3/3	South Florida	H
3/6	Florida	A
3/8	Oklahoma*	A
3/9	Oklahoma*	A
3/10	Oklahoma*	A
3/13	Stetson	H
3/15	Oklahoma State*	H
3/16	Oklahoma State*	H
3/17	Oklahoma State*	H
3/19	Florida Atlantic	H
3/22	Kansas*	A
3/23	Kansas*	A
3/24	Kansas*	A
3/26	Jacksonville	A
3/28	Texas Tech*	H
3/29	Texas Tech*	H
3/30	Texas Tech*	H
4/2	Bethune-Cookman	A
4/3	North Florida	H
4/5	Kansas State*	H
4/6	Kansas State*	H
4/7	Kansas State*	H
4/10	Stetson	A
4/12	West Virginia*	A
4/13	West Virginia*	A
4/14	West Virginia*	A
4/16	North Florida	H
4/19	Central Michigan	H
4/20 (1)	Central Michigan	H
4/20 (2)	Central Michigan	H
4/21	Central Michigan	H
4/23	FGCU	H
4/26	Cincinnati*	H
4/27	Cincinnati*	H
4/28	Cincinnati*	H
5/3	Houston*	A
5/4	Houston*	A
5/5	Houston*	A
5/8	North Florida	A
5/10	Texas*	H
5/11	Texas*	H
5/12	Texas*	H
5/14	Bethune-Cookman	H
5/16	Baylor*	A
5/17	Baylor*	A
5/18	Baylor*	A

* - Big 12 Conference Game



SERIES HISTORY

A			Florida Memorial	1-0	1979	Missouri State	1-0	2012
Adelphi	3-0	1977-78	Florida Southern	4-27	1974-85	Monmouth	20-4	2002-09
Air Force	1-3	1973-76	Florida State	9-37	1985-2023	Mount St. Mary's	0-1	2011
Akron	1-1	1996	Furman	1-1	1981-91			
Alabama	6-6	1987-2011				N		
American	1-0	1978	G			N.C. State	1-0	1994
Arkansas	1-0	2015	Gardner-Webb	8-3	2003-05	New Orleans	2-1	1991
Arkansas-Little Rock	0-2	1992	George Mason	2-0	1991-96	Newberry	0-0-1	1985
Arkansas State	3-0	1991	Georgetown (Ky.)	2-0	1983	Nicholls	3-2	1992-99
Armstrong State	3-1	1987	Georgia	5-6	1984-95	North Carolina	4-3	1985-2000
Army	1-1	2007-09	Georgia Southern	4-4	1991-2023	North Florida	19-16	1988-2023
Assumption	1-0	1977	Georgia State	20-5	1995-2005	Northeastern	3-0	1988-2007
Auburn	5-6	1993-2020	Georgia Tech	2-1	1989-96	Northeastern Illinois	3-0	1981-86
Austin Peay	4-3	1974-80	Glassboro State	0-2	1974	Northern Iowa	1-0	2009
			Grace	3-0	1985	Northwestern	4-3-1	1977-98
			Gustavus Adolphus	1-0	1992	Notre Dame	3-4	1979-2005
B			H			O		
Ball State	2-1	1975-2019	Hardin-Simmons	2-0	1990	Ohio State	2-3	1986-2023
Baltimore	4-0	1980-81	Hartford	4-2	2009-10	Ohio Wesleyan	1-0	1991
Bellarmino	1-0	1980-81	Harvard	4-1	1973-2012	Oklahoma	3-4	1989-2018
Belmont	12-3	1976-2005	Hillsdale	2-0	1977-79	Oklahoma State	3-1	1997-2004
Bethune-Cookman	88-17	1974-2023	Houston	32-34	1990-2023	Old Dominion	0-1	1995
Biscayne	9-10	1977-83	I			Ole Miss	5-8	1995-2022
Bloomsburg State	1-0	1979	Illinois	3-3	1990-93	Oregon State	1-2	1992-98
Boston College	5-1	1985-2012	Illinois-Chicago	5-2	1990-98			
Bradley	7-4	1981-2018	Illinois State	0-1	1984	P		
Brandeis	2-0	1975	Iowa State	7-5	1980-88	Pace	4-0	2003
Brown	4-1	1981-2016	Ithaca	4-1	1982-91	Penn	7-3	1975-2006
Bryan	2-0	1983	IUPUI	2-0	2001	Penn State	1-2	2019
Bucknell	1-0	1996				Pepperdine	0-1	1993
Buffalo	1-1	1973	J			Pittsburgh	10-0	1987-2008
Butler	5-0	1993-2020	Jacksonville	50-42	1973-2022	Portland State	2-0	1989-95
			Jacksonville State	15-6	1985-2003	Presbyterian	9-3	2010-15
			Johns Hopkins	1-0	1982	Princeton	5-1	1983-2001
			K			Purdue	2-0	1994-2001
			Kansas	2-0	1994-98			
C			L			Q		
Calvin	8-0	1977-88	Lamar	4-1	1991-97	Quincy	1-0	1988
CSUN	3-1	2020	Lambuth	1-0	1977			
Campbell	28-4	1989-2005	La Salle	2-0	1984	R		
Catawba	2-0	1986	Lehigh	5-0	1996-2000	Rhode Island	2-1	1993-2002
Catholic	1-0	1980	LeMoyne	2-1	2005	Rice	9-26	1996-2018
Centenary	14-3	1993-99	Lewis	0-1	1983	Rider	5-3	1989-96
Central Connecticut State	2-1	2014	Liberty	5-3	1986-2021	Rio Grande	1-0	1983
Central Michigan	11-5	1985-2017	Liberty Baptist	0-1	1983	Rollins	45-35-1	1973-99
Charleston Southern	3-0	2002	Lincoln (Mo.)	1-0	1973	Rutgers	11-4	1994-2014
Chicago State	3-0	2018	Lipscomb	6-5	1974-2005			
Cincinnati	18-13	2014-23	Long Beach State	0-2	1990-93	S		
The Citadel	3-1	1987-2014	LIU-Brooklyn	10-0	1988-2016	Sacred Heart	1-0	1983
Clemson	6-5	1998-2023	Louisiana	4-11	1986-2002	St. John's	2-1	1999
Cleveland State	6-1	1991-95	Louisiana Tech	3-2	1991-93	St. Leo	16-16	1973-84
Coastal Carolina	1-2	1990	Louisville	2-1	2014	St. Mary's	2-0	1986
Colby	15-4	1975-88	LSU	4-16	1985-2009	St. Norbert	6-0	1977-81
Colgate	1-0	1984				St. Xavier	9-3-1	1983-86
College of Charleston	8-7	1993-2003	M			Saint Joseph's	9-2	1983-2005
Columbia	16-3	1973-2015	MacMurray	1-0	1977	Sam Houston State	1-1	1998
Cornell	9-3	1976-2016	Madison	1-1	1975	Samford	20-4	1987-2022
			Maine	3-2	1987-2011	Santa Clara	0-1	1998
			Maine-Presque Isle	2-0	1978	Savannah State	6-0	2010-18
D			Manhattan	3-0	2017	Seton Hall	2-4	1982-87
Dartmouth	6-3	2011-23	Mansfield	1-0	1990	Shorter	1-1	1974
Davidson	3-1	1980-89	Marshall	11-13	2006-2013	Siena	67-4	1977-2023
Delaware	2-2	1973-85	Maryland	4-4	2007-23	South Alabama	7-3	1992-2011
Detroit	3-0	1987/88	Maryland-Eastern Shore	1-0	1993	South Carolina	2-5	1976-2001
Duke	1-0	1999	Massachusetts	7-3	1992-2012	South Florida	80-82	1973-2023
Duquesne	1-0	2010	Massachusetts Maritime	2-0	1975	Southeastern Louisiana	6-1	1993-2011
			Memphis	32-27	2006-23	Southeastern Massachusetts	1-0	1991
			Mercer	17-7	1978-2005	Southern Illinois	3-0	2001
E			Merrimack	3-0	1986	SIU-Edwardsville	1-1	1986
East Carolina	17-47	2002-23	Miami (Fla.)	11-32	1973-2023	Southern Maine	2-0	1988
Eastern Illinois	1-0	1990	Miami (Ohio)	1-0	1998	Southern Miss	9-19	1988-2013
Eastern Kentucky	1-1	1988	Michigan	8-6	1983-2014	Stetson	77-51	1975-2023
Eastern Michigan	1-0	1981	Michigan State	1-1	2007-16	Stony Brook	7-2	2006-17
Eckerd	12-22	1973-84	Middle Tennessee State	1-1	1985			
Embry-Riddle	6-0	1973-74	Milligan	1-1	1975	T		
Evansville	6-0	1981-2000	Milton	3-0	1981	Tampa	9-11	1973-86
			Minnesota	3-0	1995	TCU	3-3	2006-07
			Missouri	1-2	1991-2008	Temple	10-3-1	1980-2014
						Tennessee	2-6	1975-97
						Tennessee-Wesleyan	1-1	1978
						Tennessee State	3-0-1	1981-82

SERIES HISTORY

Tennessee Tech	2-1	2000
Texas A&M-Corpus Christi	1-0	2016
Texas State	0-2	1997-2016
Texas Tech	1-0	2013
Toledo	1-0	2003
Troy	19-13	1998-2023
Tulane	30-30	1989-2023

U

UAB	15-12	2006-13
UCLA	0-1	1991
UConn	8-13	2013-19
UNC-Greensboro	1-2	2022
UNC-Wilmington	0-2	1989
Union	1-0	1978
USC	0-1	1992
Utah	2-1	2004
UTRGV	1-3	1991

V

Valdosta State	4-5	1982-85
Vanderbilt	4-7-1	1980-2002
Vermont	1-0	2001
Villanova	8-4	1984-89
Virginia	2-0	1983-2018
Virginia Commonwealth	4-3	2009-19

W

Wabash	2-0	1976
Wagner	16-0	1980-2018
Wake Forest	2-1	1996-2001
Washington	0-1	1998
Washington & Lee	4-0	1979-81
West Florida	1-1	1985-87
West Liberty	2-1	1978
West Virginia	1-0	1993
West Virginia-Wesleyan	2-0	1987
Westchester State	2-0	1975-82
Western Carolina	6-0	2000
Western Illinois	6-0	1998-2001
Western Kentucky	9-11	1983-2003
Western Michigan	1-0	1999
Wheaton	2-0	1974
Wichita State	10-7	2018-23
Widener	5-2	1974-79
Williams	5-1	1977-84
Winthrop	3-0	2013
Wisconsin	12-2	1978-91
Wisconsin-Eau Claire	3-0	1984
Wisconsin-Milwaukee	2-0	1990
Wright State	1-1	1991-2023

X

Xavier (Ohio)	3-1	1985-89
---------------	-----	---------

Y

Yale	3-4-2	1979-2019
------	-------	-----------

SERIES RECORDS

MOST GAMES IN A SERIES

Team	Games	Years
1 South Florida	162 (80-82)	1973-2023
2 Stetson	128 (77-51)	1975-2023
3 Bethune-Cookman	105 (88-17)	1974-2023
4 FIU	94 (42-52)	1976-2009
5 Jacksonville	92 (50-42)	1973-2022

LONGEST-RUNNING SERIES

Team	Record	Years
1 South Florida	80-82 (51)	1973-2023
Jacksonville	50-42 (51)	1973-2022
3 Bethune-Cookman	88-17 (50)	1974-2023
4 Stetson	77-51 (49)	1975-2023
5 FIU	42-52 (48)	1976-2009

CLOSEST SERIES*

Team	Games	Years
1 Tulane	30-30	1989-2023
St. Leo	16-16	1973-1984
3 South Florida	80-82	1973-2023
4 North Florida	19-16	1988-2002
5 Memphis	32-27	2006-2023
6 Jacksonville	50-42	1973-2022

*(MIN. 25 Games)

WINNING PERCENTAGE VS. OPPONENT*

Team	Games	Years
1 Siena	.944 (67-4)	1977-2023
2 Campbell	.875 (28-4)	1989-2005
3 Bethune-Cookman	.838 (88-17)	1974-2023
4 Georgia State	.800 (20-5)	1995-2005
5 FIT	.784 (40-11)	1973-1997

*(MIN. 25 Games)

MOST WINS VS. OPPONENT

Team	Games	Years
1 Bethune-Cookman	88	1974-2023
2 Stetson	77	1975-2023
3 South Florida	80	1973-2023
4 Siena	67	1977-2023
5 Jacksonville	49	1973-2021

MOST LOSSES VS. OPPONENT

Team	Games	Years
1 South Florida	82	1973-2023
2 FIU	52	1976-2009
3 Stetson	51	1975-2021
4 East Carolina	47	2002-2023
5 Jacksonville	42	1973-2022

MOST HOME WINS VS. OPPONENT

Team	Games	Years
1 Siena	67	1977-2023
2 South Florida	43	1973-2023
3 Bethune-Cookman	42	1974-2023
4 Stetson	37	1975-2023
5 Rollins	28	1973-1999

MOST HOME LOSSES VS. OPPONENT

Team	Games	Years
1 South Florida	27	1973-2023
2 Florida Atlantic	25	1984-2023
Stetson	22	1975-2021
4 FIU	19	1976-2009
5 Rollins	17	1973-1999

MOST ROAD WINS VS. OPPONENT

Team	Games	Years
1 Bethune-Cookman	34	1974-2023
2 Stetson	33	1975-2023
3 South Florida	30	1973-2023
4 Jacksonville	22	1973-2021
5 Florida Atlantic	19	1984-2021

MOST ROAD LOSSES VS. OPPONENT

Team	Games	Years
1 South Florida	41	1973-2023
2 Florida State	31	1985-2022
3 FIU	28	1976-2009
4 Stetson	25	1975-2021
5 Florida Atlantic	17	1984-2023

MOST NEUTRAL WINS VS. OPPONENT

Team	Games	Years
1 Memphis	7	2006-2022
2 FAU	5	1984-2018
3 Stetson	4	1975-2018
4 Cincinnati	3	2016-2023
Oklahoma State	3	1997-2004
South Florida	3	1973-2021
Southeastern Louisiana	3	1993-2011

MOST NEUTRAL LOSSES VS. OPPONENT

Team	Games	Years
1 South Florida	7	1973-2023
East Carolina	7	2002-2023
3 Houston	5	1990-2022
Memphis	5	2006-2022
Rice	4	1996-2018
6 UConn	3	2013-2018
Miami	3	1973-2018
Tulane	3	1989-2018



5/19/2016	H	L	5-3	1981	A	W	4-1	1980	A	L	12-0	1983	A	L	11-8				
5/20/2016	H	L	7-1	3/20/1989	H	W	6-5	1981	A	W	12-5	1984	H	L	4-0				
5/21/2016	H	L	8-7	3/23/1989	H	W	9-5	1981	A	L	9-8	1984	A	W	8-2				
4/13/2017	A	W	8-7	3/10/1992	H	W	6-3	1981	H	W	8-7 (8)	4/26/1985	H	W	12-2				
4/14/2017	A	W	9-4	3/14/1992	H	W	5-3	1981	H	W	9-5	4/27/1985	A	W	11-1 (7)				
4/15/2017	A	W	7-0	5/26/2000	N	W	4-1	1982	H	L	4-3 (12)	4/27/1985	A	L	4-3 (7)				
5/23/2017	N	L	14-3					1982	H	W	4-3	4/27/1989	H	W	5-4 (11)				
5/26/2017	N	L	4-0					2/21/1985	H	L	12-4	3/28/1990	A	W	9-6				
3/23/2018	H	W	9-1	F				2/21/1985	H	W	3-1	4/10/1990	H	W	5-0				
3/24/2018	H	L	12-4	FAIRFIELD			3-0	4/20/1985	A	L	4-3	3/5/1991	H	W	5-2				
3/25/2018	H	L	11-6	H: 3-0, A: N/A, N: N/A, PS: N/A				4/20/1985	A	W	8-7	3/2/1992	H	W	8-7				
5/22/2018	N	L	8-4	3/13/2015	H	W	11-1	4/21/1985	A	W	11-5	2/16/1993	H	L	9-8				
3/22/2019	A	L	13-8	3/14/2015	H	W	6-5	2/22/1986	H	W	9-8								
3/23/2019	A	L	7-4	3/15/2015	H	W	16-10	2/23/1986	H	L	11-5	FLORIDA			21-27				
3/24/2019	A	L	6-5					4/13/1986	A	L	4-3	H: 9-8, A: 12-17, N: 0-1, PS: N/A							
4/23/2021	A	L	4-2	FGCU			1-2	4/13/1986	A	L	13-5	1977	A	L	10-0				
4/23/2021	A	W	10-5	H: 0-2, A: 1-0, N: N/A, PS: N/A				2/28/1987	H	W	12-1	1978	A	W	10-3				
4/24/2021	A	L	11-8	3/26/2008	A	W	8-4	3/1/1987	H	W	10-5	1982	A	L	11-10				
4/25/2021	A	W	6-1	4/2/2008	H	L	6-4	4/17/1987	A	L	7-1	1982	A	L	9-6				
5/29/2021	N	L	5-2	4/15/2009	H	L	7-6 (10)	4/18/1987	H	L	5-1	2/8/1985	H	L	9-4				
5/29/2021	N	W	2-1					2/27/1988	A	L	5-4	3/26/1985	H	W	3-1				
4/14/2022	H	L	12-7	FIT			40-11	2/28/1988	A	L	10-1	4/10/1986	A	W	7-0				
4/15/2022	H	L	10-0	H: 16-6, A: 7-5, N: 1-0, PS: N/A				4/16/1988	H	W	2-1	5/1/1986	H	L	2-1				
4/16/2022	H	L	10-1	1973		W	10-0	4/17/1988	H	W	6-1	3/4/1987	H	L	8-4				
4/6/2023 (1)	A	L	17-7 (7)	1973		W	11-1	2/25/1989	A	W	4-3	3/10/1987	A	L	8-7				
4/6/2023 (2)	A	L	11-5	1973		W	10-1	2/26/1989	A	W	6-4 (12)	4/2/1987	A	W	12-6				
4/7/2023	A	L	3-2 (12)	1974		W	17-2	4/8/1989	H	W	5-4 (12)	2/16/1988	H	W	2-0				
5/26/2023	N (A)	L	7-6 (13)	1974		W	7-2	4/9/1989	H	L	13-8	3/1/1988	A	L	5-2				
				1974		W	11-1	4/13/1990	A	L	5-0	5/4/1988	A	L	9-6				
				1974		W	11-0	4/14/1990	A	L	16-10	3/29/1989	H	L	3-1				
EASTERN ILLINOIS			1-0	1974		W	15-0	2/22/1992	H	W	4-2	4/5/1989	A	L	2-1				
H: 1-0, A: N/A, N: N/A, PS: N/A				1975		W	7-0	2/23/1992	H	W	13-6	4/26/1989	A	W	7-4				
3/31/1990	H	W	5-1	1975		W	14-0	4/16/1993	H	W	5-3	5/26/1989	A	W	10-7				
				1975		W	7-0	4/17/1993	H	W	2-1	3/27/1990	A	W	5-1				
EASTERN KENTUCKY			1-1	1977		W	6-1	4/17/1993	H	L	6-4	4/25/1990	H	W	2-0				
H: 1-1, A: N/A, N: N/A, PS: N/A				1977		W	10-0	5/7/1993	A	L	18-7	2/9/1991	N	L	7-5				
3/16/1998	H	W	9-7	1977		W	15-6	5/8/1993	A	W	6-5	3/13/1994	H	W	7-2				
3/18/1988	H	L	6-0	1978		W	10-4	5/8/1993	A	W	11-4	3/30/1994	H	W	5-4				
				1978		A	W	7-2	4/1/1994	A	L	7-3	4/27/1994	A	L	9-2			
EASTERN MICHIGAN			1-0	1978		H	W	2-0	4/2/1994	A	W	5-1	4/24/1996	A	L	8-3			
H: 1-0, A: N/A, N: N/A, PS: N/A				1979		H	W	7-1	4/2/1994	A	L	5-13	4/23/1997	A	W	19-11			
1981	H	W	12-5	1979		H	W	4-0	4/15/1994	H	W	7-3	5/11/1999	A	W	8-7			
				1980		A	L	7-5	4/16/1994	H	L	5-1	3/22/2005	A	L	17-6			
ECKERD			12-20	1980		H	L	7-6 (8)	4/16/1994	H	L	4-3	3/14/2006	H	L	10-3			
H: 6-4, A: 4-7, N: 0-1, PS: N/A				1980		A	L	5-3	3/3/1995	H	L	5-3	4/10/2007	A	W	6-2			
1973		W	4-2	1980		H	L	6-3 (7)	3/4/1995	H	L	1-5 (9)	3/18/2009	H	L	7-3			
1973		L	4-2	1981		H	W	6-2 (7)	3/4/1995	H	L	3-8	4/8/2009	A	L	16-3			
1974		L	7-2	1981		A	W	1-0(10)	4/5/1996	A	L	1-0	2/24/2010	A	L	7-6			
1974		L	4-3	1981		A	W	3-0 (7)	4/6/1996	A	W	6-4	4/5/2011	A	W	4-3			
1975		L	2-10	1981		A	W	12-7	4/6/1996	A	L	13-1	4/20/2011	H	W	8-6			
1975		W	5-1	1982		A	L	3-5	4/19/1996	H	W	2-1 (12)	2/22/2012	A	L	8-0			
1976		L	5-4	1982		H	W	6-1	4/20/1996	H	W	6-4	2/19/2013	H	L	5-3			
1976		L	11-2	1982		H	W	3-0	4/20/1996	H	W	5-2	4/2/2013	A	L	5-3			
1976		L	3-2	1983		A	W	9-4	4/4/1997	A	L	7-5	2/18/2014	A	L	5-1			
1977		L	6-4	1983		H	L	6-14	4/5/1997	A	W	4-2(9)	3/3/2015	H	W	4-3			
1978		L	10-7	1983		A	W	12-3	4/5/1997	A	L	3-2	3/4/2015	A	L	10-2			
1978		L	4-1	1984		H	W	8-7	4/8/1997	A	L	15-14	3/1/2016	H	L	9-5			
1978		L	14-5	1984		A	L	10-6	4/19/1997	A	L	12-6(8)	3/2/2016	A	L	4-0			
1979		L	2-0	1984		H	L	5-2	4/19/1997	A	L	7-6	2/28/2017	A	L	4-3			
1979		L	2-1	1984		H	L	3-2 (7)	5/16/1997	N	W	8-4	3/1/2017	H	W	11-2			
1979		A	W	10-8	2/9/1985	H	W	6-2 (7)	4/3/1998	H	W	6-5	3/6/2018	H	W	9-7			
1979		N	L	9-4	2/9/1985	H	W	9-8	4/4/1998	H	L	12-4	3/7/2018	A	W	4-2			
1980		H	L	5-1	2/10/1985	A	W	8-6	4/4/1998	H	L	8-3	2/27/2019	A	W	12-9			
1980		A	W	15-8	2/9/1986	H	W	13-3	4/17/1998	A	L	6-1							
1981		A	L	4-5	3/3/1986	H	W	10-4	4/18/1998	A	W	6-5	FLORIDA A&M			20-2-1			
1981		H	W	12-1	4/16/1986	H	W	8-5	4/18/1998	A	L	10-1	H: 15-1-1, A: 5-1, N: N/A, PS: N/A						
1981		A	L	8-2	2/8/1987	A	L	6-5	5/15/1998	N	L	3-2	1981	H	W	14-5			
1982		H	W	10-6	2/9/1987	H	L	5-2	2/3/2001	H	L	6-2	1981	H	L	1-0 (7)			
1982		A	L	2-5	2/7/1988	H	W	5-2	2/4/2001	H	W	9-0	1981	H	T	2-2 (8)			
1982		H	W	11-10	2/11/1989	H	W	8-4	2/1/2002	A	L	5-4	3/3/1985	H	W	4-1 (7)			
1983		A	W	9-4	2/4/1990	H	L	7-6	2/2/2002	A	L	5-4	3/3/1985	H	W	14-3 (7)			
1983		H	W	4-0	2/2/1992	H	W	3-2	2/8/2003	H	L	8-7	3/5/1985	H	W	7-1			
1983		A	L	10-6	2/19/1993	H	W	9-4	2/7/2004	A	W	6-2	4/1/1985	A	W	11-6 (7)			
1984		H	W	6-1	2/3/1997	N	W	2/8/2004	A	W	8-6	4/1/1985	A	W	14-3 (6)				
1984		A	W	20-11 (7)				2/5/2005	H	W	3-2 (10)	3/5/1994	H	W	14-3				
1984		A	L	13-1	FIU		42-52	2/6/2005	H	W	3-2	3/5/1994	H	W	10-2				
1984		H	W	11-5	H: 23-19, A: 15-28, N: 1-1, PS: N/A			2/5/2006	A	L	4-3	3/13/1995	A	W	3-1				
				1976		L	10-4	2/5/2006	A	L	13-3	3/14/1995	A	W	12-2				
				1976		L	9-2	2/5/2006	A	L	5-3	3/19/2003	A	L	12-11				
EMBRY-RIDDLE			6-0	1977		W	9-3	2/3/2007	H	L	9-3	2/18/2005	H	W	10-2				
H: N/A, A: N/A, N: N/A, PS: N/A				1977		L	8-5	2/4/2007	H	W	8-3	2/22/2008	H	W	17-1				
1973		W	5-3	1977		L	19-12	3/4/2009	A	L	7-4	2/23/2008	H	W	16-2				
1973		W	11-1	1978		H	L	1-0	5/5/2009	H	L	2/24/2008	H	W	17-2				
1974		W	16-1	1978		H	W	9-4			FLAGLER								
1974		W	10-0	1979		A	L	6-5			H: 5-2, A: 3-3, N: N/A, PS: N/A				10-5				
1974		W	16-1	1979		A	L	3-2			1975		W	11-0	3/12/2013	H	W	6-4	
1974		W	16-0	1979		H	L	3-2			1978		W	8-7	3/13/2013	H	W	5-2	
				1979		H	L	9-2 (8)			1983		A	L	11-8	4/15/2014	H	W	11-4
EVANSVILLE			6-0	1980		H	W	10-7											
H: 4-0, A: 1-0, N: 1-0, PS: N/A				1980		A	L												

3/9/2022	H	W	18-4	4/5/2022	A	L	5-3	5/3/2013	A	L	4-2	5/12/2001	H	W	5-2 (11)		
				2/21/2023	H	L	13-3	5/4/2013	A	L	6-1	5/10/2002	A	W	6-1		
				3/28/2023	A	L	4-2	5/5/2013	A	L	5-4	5/11/2002	A	W	19-5		
FLORIDA ATLANTIC				47-41				FLORIDA BIBLE				8-0					
H: 23-24, A: 19-17, N: 5-0								H: N/A, A: N/A, N: N/A, PS: N/A									
1984	H	W	6-5	1973	W	3-1	3/22/2016	A	L	7-2	3/15/2003	H	W	15-3			
1984	A	W	14-4	1973	W	9-1	3/23/2016	A	W	5-4 (11)	5/21/2004	A	W	11-0			
4/5/1985	H	L	10-9	1973	W	11-3	3/7/2017	H	L	5-2	5/22/2004	A	W	6-5			
4/28/1989	H	L	3-2	1973	W	7-6	3/8/2017	H	L	5-0	5/22/2004	A	W	10-9 (8)			
4/4/1990	A	W	2-1	1974	W	10-1	6/3/2017	A	L	6-1	5/13/2005	H	W	3-2			
4/5/1993	H	W	1-0	1974	W	7-0	3/20/2018	A	L	6-4	5/14/2005	H	L	3-2			
3/19/1994	A	W	13-8	1975	W	12-1	3/21/2018	A	L	13-3	5/15/2005	H	W	12-5			
3/20/1994	A	W	6-4	1975	W	3-1	3/19/2019	A	W	9-7							
3/20/1994	A	L	11-1				3/24/2019	A	L	6-5	GEORGIA TECH						
5/7/1994	H	W	5-4 (10)				3/22/2022	A	L	10-2	H: N/A, A: N/A, N: 2-1, PS: N/A						
5/8/1994	H	L	8-2	FLORIDA-LEESBURG				1-1									
5/8/1994	H	L	9-2	H: 1-1, A: N/A, N: N/A, PS: N/A													
2/25/1995	A	L	3-2	1980	H	L	6-2	3/14/2023	H	W	14-3	5/25/1989	N	W	6-4		
2/26/1995	A	L	11-2	3/26/1985	H	W	10-6	3/15/2023	H	W	6-3	2/6/1993	N	L	12-1		
2/26/1995	A	W	5-2									2/11/1996	N	W	8-7		
5/12/1995	N	W	7-5	FLORIDA MEMORIAL				1-0									
3/29/1996	H	W	10-1	H: N/A, A: N/A, N: N/A, PS: N/A													
3/30/1996	H	L	3-2	1979	H	W	27-1 (8)	FURMAN				1-1					
3/31/1996	H	W	11-8					H: 1-1, A: N/A, N: N/A, PS: N/A									
5/4/1996	A	L	9-6	FLORIDA SOUTHERN				4-27				GLASSBORO ST.					
5/5/1996	A	W	5-4	H: 2-10, A: 1-10, N: 0-1, PS: N/A								H: N/A, A: N/A, N: N/A, PS: N/A					
5/5/1996	A	L	6-2	1974	L	2-0		G									
5/16/1996	N	W	3-1	1974	L	12-10		GARDNER-WEBB				8-3					
5/18/1996	N	W	6-2	1974	L	4-6		H: 3-0, A: 5-3, N: N/A, PS: N/A									
4/13/1997	A	W	12-6 (9)	1976	L	5-0		4/27/2003				A				W	6-0
4/13/1997	A	W	5-0	1976	W	5-0		4/27/2003				A				L	2-1
4/27/1997	H	L	8-6	1976	L	5-3		4/28/2003				A				L	4-3
4/27/1997	H	L	6-4	1977	L	14-3		3/12/2004				H				W	11-0
4/28/1997	H	W	6-1	1977	L	10-0		3/13/2004				H				W	2-0
5/19/1997	N	W	19-4	1978	H	L	4-3	5/27/2004				H				W	10-7
3/28/1998	H	W	4-3	1978	A	L	9-1	3/18/2005				A				W	6-5
3/29/1998	H	W	6-2	1979	A	L	3-2	3/18/2005				A				L	6-5
3/29/1998	H	W	9-0	1979	H	W	6-5 (10)	3/19/2005				A				W	12-5
4/25/1998	H	W	8-3	1979	A	L	9-2	5/26/2005				H				W	3-0 (10)
4/26/1998	H	W	5-3	1979	N	L	6-0	GEORGE MASON				2-0					
4/26/1998	H	W	7-5	1980	H	L	12-1	H: 2-0, A: N/A, N: N/A, PS: N/A									
5/1/1999	H	L	18-7	1980	A	L	9-1	H: 2-0, A: N/A, N: N/A, PS: N/A									
5/1/1999	H	L	7-1	1980	H	W	7-5	3/15/1991				H				W	12-8
5/2/1999	H	W	5-4	1981	A	L	11-0	3/14/1996				H				W	10-0
5/20/1999	N	W	7-4	1981	H	L	11-2	GEORGETOWN (KY.)				2-0					
4/21/2000	A	L	2-1	1981	A	L	6-5	H: 2-0, A: N/A, N: N/A, PS: N/A									
4/22/2000	A	W	8-4 (8)	1982	H	L	1-0	1983				H				W	12-11
4/22/2000	A	W	12-0	1982	A	L	2-3	1983				H				W	10-3
3/17/2001	H	W	6-0	1982	H	L	11-4	GEORGIA				5-6					
3/18/2001	H	L	7-5 (8)	1983	A	L	10-2	H: 4-6, A: N/A, N: 1-0, PS: N/A									
3/18/2001	H	W	7-2	1983	H	L	8-3	1984				H				L	3-0
5/18/2001	N	W	6-5 (10)	1983	A	L	7-4	1984				H				W	6-5
5/3/2002	A	W	14-9	1984	A	W	11-10	2/17/1986				H				L	11-6
5/4/2002	A	W	7-5	1984	H	L	14-12	2/18/1986				H				W	9-3
5/4/2002	A	L	1-0	1984	H	L	11-3	2/21/1987				H				L	6-4
5/25/2002	H	W	8-6	1984	A	L	11-8	2/22/1987				H				W	9-8
4/18/2003	H	W	8-3	2/14/1985	H	L	10-4	2/19/1988				H				W	5-1
4/19/2003	H	L	9-0	2/18/1985	H	L	4-3	2/20/1988				H				L	23-5
4/19/2003	H	L	6-1	FLORIDA STATE				9-37									
4/9/2004	A	L	7-6	H: 4-5, A: 5-31, N: 0-1, PS: 2-7													
4/10/2004	A	W	8-3	3/7/1985	H	L	6-2	3/3/1990				H				L	5-1
4/10/2004	A	L	7-4	3/8/1985	H	W	6-5 (12)	3/4/1990				H				L	7-2 (12)
5/28/2004	H	L	7-4	4/8/1985	A	L	6-3	2/10/1994				N				W	10-5
4/29/2005	H	L	8-6	4/9/1985	A	L	12-0	GEORGIA SOUTHERN				4-4					
4/30/2005	H	L	8-6	4/10/1985	A	L	19-6	H: 1-2, A: 2-1, N: 1-1									
5/1/2005	H	W	8-1	4/1/1986	A	L	15-12	2/8/1991				N				W	12-10
5/28/2005	H	L	5-3	4/2/1986	A	L	8-3	2/10/1991				N				L	15-10
4/12/2011	A	L	3-2	4/26/1986	H	L	3-1	2/25/2022				A				W	5-1
4/19/2011	H	W	12-0	3/24/1987	A	L	12-1	2/26/2022				A				L	3-2
3/27/2012	A	W	11-3	3/25/1987	A	L	4-3	2/27/2022				A				W	10-1
4/17/2012	H	W	12-3	4/23/1987	H	W	8-5	3/3/2023				H				W	6-4
4/16/2013	H	L	10-2	5/1/1988	A	L	8-1	3/4/2023				H				L	19-7
5/14/2013	A	L	4-3	5/1/1988	A	L	2-1 (10)	3/5/2023				H				L	11-8
5/6/2014	H	L	1-0	5/3/1988	H	L	11-3	GEORGIA STATE				20-5					
5/7/2014	A	W	4-1	3/10/1993	A	L	7-5 (12)	H: 9-3, A: 11-1, N: 0-1, PS: N/A									
3/31/2015	H	L	11-5	5/23/1997	N	L	16-2	4/7/1995				A				W	14-3
5/6/2015	A	L	10-2	5/27/2000	A	W	9-8	4/8/1995				A				W	7-4
4/5/2016	H	L	5-0	5/28/2000	A	L	6-1	4/8/1995				A				W	12-3
4/11/2017	H	L	8-3	5/28/2000	A	L	8-1	5/14/1999				H				W	9-1
5/16/2017	A	L	9-4	6/1/2002	A	L	7-3	5/15/1999				H				W	18-6
5/1/2018	H	W	2-1 (2-1)	6/5/2004	A	L	3-2	5/15/1999				H				W	8-1
5/8/2018	A	L	11-8	6/6/2004	A	W	7-5	3/24/2000				A				W	6-5
4/16/2019	H	L	5-3	6/6/2004	A	L	19-3	3/24/2000				A				L	9-2
5/14/2019	H	W	13-10	5/6/2011	A	L	8-0	3/25/2000				A				W	8-6
2/19/2021	H	L	12-6	5/7/2011	A	W	14-10	5/18/2000				N				L	6-5
2/20/2021	A	L	20-15	5/8/2011	A	L	6-1	5/11/2001				H				W	12-1
2/21/2021	A	W	15-6	3/6/2012	A	L	7-6	5/11/2001				H				W	11-0
3/16/2021	H	W	7-0	3/7/2012	A	L	1-0										
3/29/2022	H	W	13-1														



3/26/2010	A	W	7-4			5/11/2016	H	W	6-3	H: 5-3, A: 0-1, N: N/A, PS: N/A						
3/27/2010	A	L	7-3	ITHACA	4-1	3/17/2017	H	W	4-0	3/11/1986	H	W	5-4			
3/28/2010	A	L	20-3 (7)	H: 4-1, A: N/A, N: N/A, PS: N/A		3/18/2017	A	W	10-3	3/12/1986	H	W	10-5			
4/29/2011	H	W	6-4	1982	H	W	7-6	3/19/2017	A	L	7-1	3/14/1988	H	W	10-6	
4/30/2011	H	L	5-0	1984	H	L	11-6	3/28/2017	H	W	10-1	3/17/1988	H	W	10-6	
5/1/2011	H	L	5-3	3/10/1986	H	W	12-3	3/1/2019	H	L	8-5	3/12/1991	H	W	7-1	
3/30/2012	A	W	8-3	3/15/1989	H	W	8-0	3/2/2019	H	W	3-0	3/5/2021	H	L	2-1	
3/31/2012	A	W	9-1	3/10/1991	H	W	9-0	3/3/2019	H	W	6-4	3/5/2021	H	L	4-0	
4/1/2012	A	W	3-1 (10)			4/9/2019	A	W	8-2	3/7/2021	H	L	14-12			
4/26/2013	H	W	4-2	J		3/3/2020	H	W	6-0							
4/27/2013	H	W	5-4	JACKSONVILLE	50-42	3/19/2021	A	L	2-1	LIBERTY BAPTIST				0-1		
4/28/2013	H	W	7-3	H: 25-14, A: 23-22, N: 0-1, PS: N/A		3/20/2021	A	W	12-9	H: N/A, A: N/A, N: N/A, PS: N/A						
5/2/2014	A	W	4-3	1973	L	7-5	3/21/2021	H	W	10-0	1983	A	L	11-5		
5/3/2014	A	L	4-3	1974	L	9-5	3/30/2021	H	L	11-6						
5/4/2014	A	L	5-4	1974	W	11-3	4/12/2022	A	W	6-1	LINCOLN (MO.)				1-0	
5/23/2014	N	L	13-8	1975	L	4-3	4/19/2022	H	L	9-2	H: N/A, A: N/A, N: N/A, PS: N/A					
3/27/2015	H	W	9-2	1975	W	6-5					1973	W			3-0	
3/28/2015	H	L	7-5	1976	L	3-1	JACKSONVILLE STATE		15-6							
3/29/2015	H	W	4-3	1976	L	9-2	H: 7-4, A: 7-2, N: 1-0, PS: N/A									
4/8/2016	A	W	2-1	1978	H	W	7-5	3/12/1985	H	L	8-3	LIPSCOMB				6-5
4/9/2016	A	L	4-3	1979	A	W	5-3 (10)	3/13/1985	H	W	11-5	H: 2-1, A: 2-1, N: N/A, PS: N/A				
4/10/2016	A	L	1-0	1979	H	W	4-1	5/9/1997	A	W	15-5	1974	L			7-2
3/31/2017	H	W	5-2	1980	H	W	5-4	5/10/1997	A	L	13-12	1976	L			3-2
4/1/2017	H	L	3-1	1980	A	W	9-2	5/10/1997	A	W	16-5	1977	W			4-0
4/2/2017	H	W	6-1	1981	A	L	9-5	5/13/1998	N	W	5-0	1977	L			9-7
5/5/2018	A	W	3-2	1981	H	W	14-7	3/26/1999	H	W	7-1	3/5/2004	A	W		4-1
5/5/2018	A	W	6-4 (12)	3/10/1985	A	W	8-4 (7)	3/27/1999	H	L	7-4	3/6/2004	A	L		4-3
5/6/2018	A	L	6-3	3/10/1985	A	L	13-4 (7)	3/27/1999	H	W	12-3	3/6/2004	A	W		5-2
5/23/2018	N	L	6-2	4/16/1985	H	W	12-10 (7)	4/15/2000	A	W	9-3	4/8/2005	H	W		14-5
5/16/2019	H	W	8-0	4/16/1985	H	W	5-4	4/15/2000	A	W	7-6	4/9/2005	H	L		5-4
5/17/2019	H	L	2-0	3/31/1987	H	W	10-9	4/16/2000	A	W	8-7	4/9/2005	H	W		6-1
5/18/2019	H	W	11-10	3/31/1987	H	W	12-11	4/28/2001	H	W	2-1 (8)					
5/20/2021	H	W	3-1	5/10/1987	A	L	3-2	4/28/2001	H	W	7-0	LONG BEACH STATE				0-2
5/20/2021	H	W	2-1	5/10/1987	A	L	7-6	4/29/2001	H	W	3-2	H: N/A, A: 0-1, N: 0-1, PS: N/A				
5/21/2021	H	W	6-0	4/8/1988	H	L	11-8 (10)	3/22/2002	A	W	7-2	2/18/1990	N	L		17-4
5/22/2021	H	W	2-1	4/8/1988	H	W	9-8 (8)	3/23/2002	A	L	7-1	5/27/1993	A	L		11-6
5/13/2022	A	L	9-6	4/22/1988	A	W	4-2 (*)	3/23/2002	A	L	6-5					
5/14/2022	A	W	6-5	4/22/1988	A	L	9	3/28/2003	H	L	6-0	LIU-BROOKLYN				10-0
5/15/2022	A	W	3-1	2/28/1989	H	L	5-4	3/29/2003	H	W	3-1	H: 10-0, A: N/A, N: N/A, PS: N/A				
5/28/2022	N	W	9-8 (10)	2/28/1989	H	L	7-5	3/29/2003	H	L	8-7	3/22/1988	H	W		9-1
5/28/2022	N	L	9-6	4/22/1989	A	L	1-2 (8)				3/24/1988	H	W		1-0	
4/28/2023	H	L	13-7 (10)	4/22/1989	A	L	2-3 (8)	JOHNS HOPKINS		1-0	3/16/1995	H	W		11-3	
4/29/2023	H	W	8-7	4/17/1990	A	W	2-1	H: 1-0, A: N/A, N: N/A, PS: N/A			3/14/2002	H	W		17-2	
4/30/2023	H	L	12-9 (8)	4/17/1990	A	L	3-2	1982	H	W	12-1 (5)	2/17/2012	H	W		13-7
				3/6/1992	A	W	15-4	K			2/18/2012	H	W		9-1	
				3/7/1992	A	L	14-2	KANSAS		2-0	2/19/2012	H	W		9-1	
				3/8/1992	A	W	9-5	H: N/A, A: N/A, N: 2-0, PS: N/A			3/11/2016	H	W		4-3	
ILLINOIS			3-3	5/7/1992	H	W	8-7	2/12/1993	N	W	13-8	3/12/2016	H	W		5-2
H: 3-2, A: N/A, N: 0-1, PS: N/A				5/8/1992	H	L	2-1 (11)	2/20/1998	N	W	6-4	3/13/2016	H	W		12-7
2/17/1990	N	L	10-4	5/9/1992	H	W	3-2				LOUISIANA				4-11	
2/22/1991	H	W	7-6	4/24/1999	H	L	4-2	L			H: 4-5, A: 0-3, N: 0-3, PS: N/A					
2/23/1991	H	W	10-9	4/24/1999	H	L	10-7	LAMAR		4-1	2/12/1986	H	L		5-3	
2/24/1991	H	L	15-8	5/21/1999	N	L	5-1	H: 3-0, A: N/A, N: 1-1, PS: N/A			2/13/1986	H	L		2-1	
2/26/1993	H	L	5-0	4/1/2000	A	W	4-1	5/4/1991	H	W	5-4	4/6/1991	H	L		4-3
2/28/1993	H	W	2-0	4/1/2000	A	W	7-3	5/4/1991	H	W	5-2	4/6/1991	H	W		7-2
				3/17/1990	H	W	3-2	5/5/1991	H	W	6-1	4/7/1991	H	L		12-2
ILLINOIS-CHICAGO			5-2	3/24/2001	H	W	3-0	5/14/1992	N	L	4-2	5/12/1991	N	L		6-3
H: 5-1, A: N/A, N: 0-1, PS: N/A				3/24/2001	H	L	3-2	3/2/1997	N	W	6-0	5/12/1991	N	L		8-6
3/17/1990	H	W	8-5	3/25/2001	H	L	11-9				5/15/1992	N	L		4-3	
3/9/1992	H	W	3-0	5/19/2001	A	L	10-9	LAMBUTH		1-0	2/17/1996	H	L		7-8	
3/8/1993	N	L		5/19/2001	A	W	11-2	H: N/A, A: N/A, N: N/A, PS: N/A			2/18/1996	H	W		12-11 (10)	
3/12/1992	H	W	9-6	4/19/2002	A	L	4-3	1977	W	9-8	2/18/1996	H	W		9-7	
3/11/1993	H	L	3-1	4/20/2002	A	L	4-0				2/11/1997	H	W		7-0	
3/16/1997	H	W	5-1	4/20/2002	A	W	8-2	LA SALLE		2-0	2/15/2002	A	L		6-4	
3/15/1998	H	W	20-4	5/16/2003	A	W	12-6	H: 2-0, A: N/A, N: N/A, PS: N/A			2/16/2002	A	L		6-3	
				5/17/2003	A	L	3-1	1984	H	W	8-4 (7)	2/17/2002	A	L		4-3 (10)
ILLINOIS STATE			0-1	5/17/2003	A	L	7-4				LOUISIANA TECH				3-2	
H: 0-1, A: N/A, N: N/A, PS: N/A				4/3/2004	A	W	10-4	LEHIGH		5-0	H: N/A, A: 1-2, N: 2-0, PS: N/A					
1984	H	L	10-13	4/3/2004	A	W	10-9	H: 5-0, A: N/A, N: N/A, PS: N/A			4/20/1991	A	L		6-5	
				4/4/2004	A	W	9-7	3/12/1996	H	W	8-2	4/20/1991	A	L		13-5
IOWA STATE			7-5	3/26/2005	H	W	4-2	3/15/1997	H	W	13-2	4/21/1991	A	W		7-6
H: 6-5, A: 1-0, N: N/A, PS: N/A				3/26/2005	H	W	5-4 (11)	3/20/1998	H	W	12-4	5/11/1991	N	W		6-4
1980	A	W	6-3	3/28/2005	H	L	10-9	3/9/1999	H	W	9-5	5/13/1992	N	W		6-4
1981	H	L	5-4	3/4/2008	H	W	5-4	3/22/2000	H	W	23-3					
1984	H	W	6-2	3/5/2008	A	L	10-5				LOUISVILLE				2-1	
1984	H	L	12-8	3/24/2009	H	L	14-9				H: 2-1, A: N/A, N: N/A, PS: N/A					
1984	H	L	2-1 (7)	3/25/2009	A	L	9-5	LEMOYNE		2-1	4/17/2014	H	W		8-2	
1984	H	W	5-4 (8)	5/11/2010	H	W	6-5 (10)	H: 2-1, A: N/A, N: N/A, PS: N/A			4/17/2014	H	W		4-3 (11)	
3/6/1987	H	W	3-1	5/12/2010	A	W	14-8	2/11/2005	H	W	10-7	4/18/2014	H	L		3-2
3/7/1987	H	L	4-3	3/8/2013	H	L	4-0	2/11/2005	H	W	10-3					
3/11/1988	H	W	3-2 (12)	3/9/2013	H	W	5-2	2/12/2005	H	L	9-6					
3/11/1988	H	W	10-5	3/10/2013	A	W	6-4				LSU				4-16	
3/12/1988	H	L	4-16	3/20/2013	A	L	7-5	LEWIS		0-1	H: 3-7, A: 1-9, N: N/A, PS: N/A					
				2/25/2014	A	W	5-3 (10)	H: N/A, A: N/A, N: N/A, PS: N/A			2/22/1985	H	L		7-0	
IUPUI			2-0	3/24/2015	A	L	13-9	1983	H	L	8-6	2/23/1985	H	W		5-4
H: 2-0, A: N/A, N: N/A, PS: N/A				4/7/2015	H	W	6-5				2/24/1985	H	L		9-8	
3/14/2001	H	W	15-2	3/29/2016	A	L	8-3	LIBERTY		5-4	3/24/1992	H	L		5-2	
3/15/2001	H	W	8-3													

3/06/1993	A	L	12-0	MARYLAND-EASTERN SHORE	1-0	4/22/1995	H	L	3-7	3/11/1990	H	W	6-1		
3/7/1993	A	L	14-4	H: 1-0		4/22/1995	H	W	9-3	3/11/1994	H	L	5-2		
2/27/1999	A	L	18-4	3/9/1993	H	W	9-0	5/14/1997	N	W	11-4	3/12/1994	H	W	4-3
2/28/1999	A	L	5-2	MASSACHUSETTS	7-3	5/7/1999	A	W	5-4	3/12/1994	H	W	8-7		
3/3/2000	H	W	14-13	H: 7-1, A: N/A, N: 0-2, PS: 0-2		5/8/1999	A	L	11-3	3/1/2006	H	L	6-3		
3/4/200	H	L	11-4	3/16/1992	H	W	8-5	5/8/1999	A	L	11-6	2/27/2007	H	W	7-6 (10)
3/5/2000	H	L	4-1	3/18/1992	H	L	2-1	5/19/1999	N	L	5-4	3/5/2014	H	L	3-2
2/13/2004	H	L	4-3 (10)	5/23/1996	N	L	8-7	5/4/2000	H	W	18-2	MICHIGAN STATE		1-1	
2/14/2004	H	L	17-4	5/25/1996	N	L	7-5	5/5/2000	H	W	7-0	H: 1-0, A: N/A, N: 0-1, PS: N/A			
2/15/2003	H	W	6-5 (10)	3/9/2007	H	W	6-1	3/30/2001	A	W	10-4	3/6/2007	H	W	7-5
2/23/2007	A	L	4-1	3/10/2007	H	W	5-2	3/31/2001	A	W	10-2	2/28/2016	N	L	6-2
2/24/2007	A	L	13-6	3/11/2007	H	W	7-1	3/31/2001	A	W	4-3 (8)	MIDDLE TENNESSEE STATE		1-1	
2/25/2007	A	W	5-4	3/9/2012	H	W	16-4	5/17/2002	H	W	7-4	H: 1-1, A: N/A, N: N/A, PS: N/A			
2/27/2009	A	L	13-4	3/10/2012	H	W	5-4	5/18/2002	H	W	5-4	3/18/1985	H	W	7-1
2/28/2009	A	L	11-2	3/11/2012	H	W	2-1	5/14/2004	H	W	12-3	3/19/1985	H	L	6-0
3/1/2009	A	L	16-0	MASSACHUSETTS MARITIME	2-0	5/15/2004	H	L	6-0	5/15/2004	H	L	6-0		
M				H: N/A, A: N/A, N: N/A		5/15/2004	H	W	8-5	5/19/2005	A	W	6-5		
MACMURRAY			1-0	1975	W	8-0	5/20/2005	A	L	7-5 (6)	5/21/2005	A	L	8-7	
H: N/A, A: N/A, N: N/A, PS: N/A				1975	W	4-0	MERRIMACK			3-0	MILTON		3-0		
1977	W		7-2	MEMPHIS	32-27	5/12/2006	H	L	20-4	H: 3-0, A: N/A, N: N/A, PS: N/A	1981	H	W	13-4	
MADISON			1-1	H: 17-14, A: 9-9, N: 6-4		5/13/2006	H	L	10-4	3/22/1986	H	W	10-5		
H: N/A, A: N/A, N: N/A, PS: N/A				5/14/2006	H	L	11-3	3/23/1986	H	W	11-3	1981	H	W	14-1 (7)
1975	W		5-2	5/4/2007	A	W	9-6	3/27/1986	H	W	6-3	1981	H	W	9-4 (7)
1975	L		8-3	5/5/2007	A	L	7-3	MIAMI (Fla.)			11-31	MINNESOTA		3-0	
MAINE			3-2	5/6/2007	A	L	10-9	H: 2-8, A: 7-16, N: 0-3			29-1	2/17/1995	H	W	6-0
H: 3-2, A: N/A, N: N/A, PS: N/A				5/25/2007	N	L	12-6	1973	L		6-0	2/18/1995	H	W	7-1
3/7/1988	H	L	2-1	4/11/2008	H	W	10-6	1973	L		8-3	2/19/1995	H	W	4-3
3/14/1997	H	L	7-6 (11)	4/12/2008	H	L	8-7 (11)	1973	L		3-0	MINNESOTA TWINS		0-4	
3/15/1997	H	W	5-0	4/13/2008	H	W	10-4	1974	L		7-1	H: 0-4, A: N/A, N: N/A, PS: N/A			
3/15/1997	H	W	5-4	4/3/2009	N	L	10-5	1974	L		1-0	1981	N	L	7-5
3/2/2011	H	W	6-3	4/4/2009	N	W	12-7	1974	W		27-3	1981	N	L	7-5
MAINE-PREQUE ISLE			2-0	4/5/2009	N	W	5-3	1975	W		11-1	1982	N	L	5-2
N: 2-0				4/30/2010	H	W	11-8	1978	A	L	7-4	1983	N	L	8-0
1978	N	W	3-0	5/1/2010	H	L	10-6	1978	H	L	7-6	MISSOURI		1-2	
1978	N	W	20-2	5/2/2010	H	L	9-8 (10)	1978	H	L	18-5	H: 1-2, A: N/A, N: N/A, PS: N/A			
MANHATTAN			3-0	4/22/2011	H	W	5-4 (10)	1978	H	L	28-5	3/20/1991	H	L	4-3
H: 3-0				4/23/2011	H	W	11-9	5/11/1985	A	W	4-1	3/24/1991	H	L	4-2
2/24/2017	H	W	13-3	4/24/2011	H	L	12-7	5/12/1985	A	L	5-1	2/25/2008	H	W	10-9 (7)
2/25/2017	H	W	10-1	5/25/2011	N	W	16-9	5/12/1985	A	L	15-0	MISSOURI STATE		1-0	
2/26/2017	H	W	7-2	4/27/2012	H	W	4-3	2/3/1989	A	L	10-1	H: N/A, A: N/A, N: 1-0, PS: N/A			
MANSFIELD (Pa.)			1-0	4/28/2012	H	L	6-5	2/4/1989	A	L	4-2	6/2012	N	W	2-1
H: 1-0				4/29/2012	H	L	1-0	2/5/1989	A	L	6-0	MONMOUTH		20-4	
3/17/1990	H	W	12-9	4/5/2013	A	L	2-1	5/27/1989	N	L	5-4	H: 20-4, A: N/A, N: N/A, PS: N/A			
MARSHALL			11-13	4/6/2013	A	L	5-2	2/11/1990	H	L	20-4	2/24/2001	H	W	3-0
H: 7-5, A: 4-8				4/7/2013	A	L	8-7	5/18/1990	A	L	11-5	2/23/2002	H	W	1-0 (8)
3/31/2006	A	W	18-1	5/22/2013	N	L	6-1	5/19/1990	A	L	19-2	2/28/2003	H	W	3-2 (11)
4/1/2006	A	W	7-5	4/11/2014	A	L	2-1	3/31/1993	A	L	6-3	3/1/2003	H	W	5-2
4/2/2006	A	L	6-5	4/12/2014	A	W	9-8	2/11/1995	N	L	4-1	3/1/2003	H	W	7-3
5/17/2007	H	W	8-6	4/13/2014	A	W	10-0 (8)	2/12/1995	N	L	3-2	3/2/2003	H	W	17-10
5/18/2007	H	W	8-7	5/8/2015	N	W	10-2	4/26/1995	A	L	4-1	2/27/2004	H	W	13-0
5/19/2007	H	L	6-3	5/9/2015	N	L	6-5	4/27/1995	A	W	5-0	2/28/2004	H	W	4-1
4/18/2008	A	L	12-10	5/10/2015	N	W	4-1	5/17/2007	H	W	9-2	2/29/2004	H	W	5-1
4/19/2008	A	L	9-6	4/1/2016	A	L	6-1	3/9/2010	H	L	6-5	2/25/2005	H	W	4-1
4/20/2008	A	L	12-9	4/2/2016	A	W	9-2	3/23/2010	A	W	4-2	2/26/2005	H	W	6-4
5/1/2009	H	L	10-8	4/3/2016	A	W	7-1	3/22/2011	A	L	5-2	2/26/2005	H	W	8-3
5/2/2009	H	L	18-8	4/28/2017	H	W	7-4	3/14/2012	H	L	8-4	3/3/2006	H	W	23-2
5/3/2009	H	W	8-7 (11)	4/29/2017	H	L	9-4	4/4/2012	A	W	4-3	3/4/2006	H	L	2-1
4/23/2010	A	L	7-2	4/30/2017	H	W	7-1	3/6/2013	A	L	4-0	3/5/2006	H	W	5-4
4/24/2010	A	L	6-5	3/30/2018	A	L	9-0	3/18/2014	A	W	8-7	3/2/2007	H	L	7-4
4/25/2010	A	L	5-3	3/31/2018	A	W	9-3	4/9/2014	H	W	3-2	3/3/2007	H	W	11-10
5/19/2011	H	L	6-0	4/26/2019	H	W	12-11	4/15/2015	A	L	10-5	3/4/2007	H	L	13-4
5/20/2011	H	W	13-10	4/27/2019	H	L	12-7	3/16/2016	H	L	16-10	3/7/2008	H	W	10-2
5/21/2011	H	W	8-1	4/28/2019	H	W	7-6	4/13/2016	A	L	14-3	3/8/2008	H	W	8-4
5/11/2012	A	W	8-1	5/22/2019	N (H)	W	8-7	3/14/2018	H	L	1-0	3/9/2008	H	W	5-4 (16)
5/12/2012	A	L	9-6	4/30/2021	H	L	12-2	3/6/2013	A	L	8-2	3/6/2009	H	W	8-6
5/13/2012	A	W	13-6	4/30/2021	H	W	12-10	3/16/2016	H	L	8-2	3/7/2009	H	L	11-4
4/20/2013	H	L	5-4 (10)	5/1/2021	H	W	13-6	4/13/2016	A	L	10-9	3/8/2009	H	W	10-5
4/21/2013	H	W	3-1	5/2/2021	H	W	17-5	3/14/2018	H	L	8-6	MOUNT ST. MARY		0-1	
4/22/2013	H	W	11-0 (7)	5/27/2021	N	W	17-1	4/4/2023	A	L	13-3	H: 0-1, A: N/A, N: N/A, PS: N/A			
MARYLAND 1-0			4-4	4/8/2022	A	L	6-1	MIAMI (OHIO)			8-2	3/8/2011	H	L	2-1
H: 3-4, N: 1-0				4/9/2022	A	W	13-3 (7)	H: 1-0				N			2-1
3/20/1996	H	W	16-3	4/10/2022	A	W	15-6	3/11/1998	H	W	8-2	NEW ORLEANS		2-1	
2/16/2007	H	L	16-4	5/24/2022	N	L	7-6	MICHIGAN			8-6	H: N/A, A: 2-1, N: N/A, PS: N/A			
2/17/2007	H	L	9-7	5/27/2022	N	W	15-2 (7)	H: 8-6				4/27/1991	A	W	8-5
2/18/2007	H	W	4-3	4/14/2023	H	W	12-3	1983	H	L	13-4	4/27/1991	A	W	10-2
2/21/2015	N	W	7-6	4/15/2023	H	L	3-1	1983	H	L	10-4				
3/24/2023	H	W	4-2	4/16/2023	H	W	8-6	1983	H	L	8-5				
3/25/2023	H	L	16-6	MERCER	17-7	3/9/1986	H	W	3-2	3/11/1989	H	W	10-9		
3/26/2023	H	L	8-6	H: 11-2, A: 5-4, N: 1-1		3/12/1989	H	W	10-9	3/10/1990	H	W	2-1 (14)		
				1978	H	W	11-6								
				4/21/1995	H	W	5-4								



4/28/1991	A	L	5-1	1982	H	W	14-5 (7)	1984	H	W	12-5 (8)	4/25/2008	H	W	4-2
NEWSBERRY			0-0-1	1982	H	L	11-9 (7)	3/8/1985	H	W	8-3	4/26/2008	H	L	4-3
H: 0-0-1, A: N/A, N: N/A, PS: N/A				1982	H	W	10-3 (7)	3/8/1988	H	W	6-5	4/27/2008	H	L	7-6
3/30/1985	H	T	11-11 (8)	1982	H	T	8-8 (7)	3/8/2006	H	W	9-2	5/8/2009	A	W	5-0
NICHOLLS			3-2	3/21/1998	H	W	12-3	PENN STATE			1-2	5/9/2009	A	L	10-2
H: 3-2, A: N/A, N: N/A, PS: N/A				3/22/1998	H	L	9-7	H: 1-2, A: N/A, N: N/A, PS: N/A				5/10/2009	A	L	8-7
4/17/1992	H	W	5-4	3/23/1998	H	L	8-7 (10)	2/5/2019	H	L	5-2	4/16/2010	H	L	9-2
4/18/1992	H	W	6-2	NOTRE DAME			3-4	2/5/2019	H	W	5-3	4/17/2010	H	W	6-4
2/5/1999	H	L	8-6	H: 3-1, A: 0-3, N: N/A, PS: N/A				2/5/2019	H	L	11-5	4/18/2010	H	L	13-8
2/6/1999	H	L	7-3	1979	H	W	10-3	PEPPERDINE			0-1	3/25/2011	A	W	7-2
2/7/1999	H	W	12-6	1979	H	W	6-2	H: N/A, A: N/A, N: 0-1, PS: N/A				3/26/2011	A	L	6-2
NORTH CAROLINA			4-3	5/23/1993	A	L	12-3	2/5/1993	N	L	6-1	3/27/2011	A	W	5-4
H: 1-1, A: 1-1, N: 2-1, PS: N/A				5/18/2004	A	L	4-0	PITTSBURGH			10-0	5/27/2011	N	L	4-2
2/16/1985	H	W	4-1	5/19/2004	A	L	3-2	H: 10-0, A: N/A, N: N/A, PS: N/A				5/17/2012	H	W	8-6
2/17/1985	H	L	10-9 (10)	2/19/2005	H	W	2-1	3/15/1987	H	W	9-5	5/18/2012	H	L	9-2
5/6/1987	A	W	7-6	2/20/2005	H	L	4-2	3/18/1987	H	W	16-6	5/19/2012	H	L	5-2
5/7/1987	A	L	5-0	O				3/21/1987	H	W	6-4	4/12/2013	A	W	5-1
2/11/1995	N	W	10-5	OHIO STATE			2-3	3/9/1988	H	W	1-0	4/13/2013	A	W	11-7 (12)
2/10/1996	N	W	8-3	H: 2-1, A: 0-1, N: 0-1				3/12/1988	H	W	3-0	4/14/2013	A	L	7-6
1/28/2000	N	L	9-6	3/28/1986	H	W	12-5	3/21/1987	H	W	6-4	5/23/2013	N	L	5-1
NC STATE			1-0	3/29/1986	H	W	7-2	3/9/1988	H	W	1-0	3/4/2016	A	L	4-3
H: N/A, A: N/A, N: 1-0, PS: N/A				2/8/1992	N	L	11-8	3/12/1988	H	W	3-0	3/5/2016	A	L	2-0
2/11/1993	N	W	9-2	2/21/2014	H	L	9-3 (13)	3/8/1989	H	W	10-2	3/6/2016	A	L	13-10
UNC-WILMINGTON			0-2	5/9/2023	A	L	2-0	3/7/1991	H	W	8-5	2/17/2018	H	L	5-4
H: N/A, A: 0-2, N: N/A, PS: N/A				OHIO WESLEYAN			1-0	3/11/2008	H	W	8-2	RIDER			5-3
5/7/1989	A	L	3-2	H: 1-0, A: N/A, N: N/A, PS: N/A				PORTLAND STATE			2-0	H: 5-3, A: N/A, N: N/A, PS: N/A			
5/7/1989	A	L	8-0	3/11/1991	H	W	23-4	H: 2-0, A: N/A, N: N/A, PS: N/A				3/21/1989	H	W	8-3
NORTH FLORIDA			19-15	OKLAHOMA			3-4	3/17/1989	H	W	5-4 (12)	3/24/1989	H	L	10-6
H: 10-8, A: 9-7				H: 3-2, A: N/A, N: 0-2, PS: N/A				3/22/1995	H	W	6-0	3/15/1994	H	W	9-6
2/26/1988	H	W	3-1	3/9/1989	H	W	9-8	PRESBYTERIAN			9-3	3/16/1994	H	L	8-2
4/7/1990	A	W	4-3	2/23/1997	N	L	6-4	H: 7-2, A: N/A, N: 2-1, PS: N/A				3/17/1994	H	L	7-5
3/10/1991	H	L	7-0	2/21/1998	N	L	5-3	3/19/2010	H	W	15-1	2/23/1996	H	W	12-4
5/1/1992	A	W	7-3	2/22/2014	H	W	4-1	3/20/2010	H	W	6-1	2/24/1996	H	W	6-1
2/17/2006	H	L	1-0 (10)	5/11/2018	H	W	5-4 (14)	3/21/2010	H	W	10-2	2/25/1996	H	W	6-5
2/18/2006	H	L	13-0	5/12/2018	H	L	7-3	5/5/2012	H	W	8-1	RIO GRANDE			1-0
2/19/2006	H	L	6-5	5/13/2018	H	L	7-4	5/6/2012	H	L	7-2	H: N/A, A: 1-0, N: N/A, PS: N/A			
4/15/2008	A	L	5-3	OKLAHOMA STATE			3-1	5/7/2012	H	W	7-2	1983	A	W	17-0
4/1/2009	H	W	8-2	H: N/A, A: N/A, N: 3-1, PS: 2-0				5/9/2014	H	W	10-0	ROLLINS			45-35-1
4/7/2009	A	W	7-3	2/8/1997	N	L	13-2	5/10/2014	H	L	6-3	H: 28-17, A: 17-15, N: N/A, PS: N/A			
3/3/2010	H	L	13-6	2/9/1997	N	W	8-7	5/11/2014	H	W	11-2	1973	T	6-6	
4/20/2010	A	W	15-7	6/4/2004	N	W	7-3	3/20/2015	N	W	6-5	1973	L	1-0	
3/5/2013	H	L	9-5	6/5/2004	N	W	12-9 (10)	3/21/2015	N	L	8-6	1974	W	3-2	
4/1/2014	A	W	8-4	OLD DOMINION			0-1	3/22/2015	N	W	18-4	1974	L	10-2	
4/21/2015	H	L	9-3	H: N/A, A: N/A, N: 0-1, PS: N/A				PRINCETON			5-1	1975	L	3-2	
5/12/2015	A	L	10-5	5/26/1995	N	L	7-6	H: 4-1, A: N/A, N: 1-0, PS: N/A				1975	L	3-2	
2/24/2016	H	W	5-4	OLE MISS			3-7	1983	H	W	16-2	1976	L	8-3	
4/19/2016	A	L	4-3	H: 3-3, A: 0-3, N: 0-1, PS: N/A				1983	H	W	6-2	1976	L	5-0	
2/21/2017	H	W	3-2	5/27/1995	N	L	7-6	3/17/1987	H	W	9-2	1977	W	2-1	
5/2/2017	A	L	2-1	2/28/2014	A	L	4-3 (13)	3/20/1987	H	L	4-2	1977	L	15-7	
3/27/2019	H	W	5-0	3/1/2014	A	L	5-4 (10)	3/19/1991	H	W	9-5	1977	W	13-5	
4/30/2019	A	W	9-7	3/2/2014	A	L	9-2	5/25/2001	N	W	13-12 (12)	1978	A	L	2-1
3/10/2021	A	W	10-0	2/27/2015	H	W	5-4	PURDUE			2-0	1978	H	W	9-3
3/12/2021	H	W	6-2	3/1/2015	H	W	3-2 (7)	H: 1-0, A: N/A, N: 1-0, PS: N/A				1978	A	L	5-2
3/13/2021	A	L	14-7	3/1/2015	H	L	4-3	3/6/1994	H	W	5-4	1979	A	W	5-4
3/14/2021	H	W	3-2	3/4/2022	H	L	8-7	2/17/2001	N	W	18-2	1979	A	W	3-2
2/22/2022	A	W	3-2	3/5/2022	H	W	1-0 (12)	Q				1980	A	W	6-2
3/11/2022	H	L	10-2	3/6/2022	H	L	9-1	QUINCY			1-0	1980	H	L	12-1
3/11/2022	H	W	4-0 (7)	OREGON STATE			1-2	H: 1-0, A: N/A, N: N/A, PS: N/A				1980	A	L	6-4 (10)
3/13/2022	A	L	4-2	H: 1-1, A: N/A, N: 0-1, PS: N/A				3/28/1988	H	W	6-1	1981	H	L	9-6
5/3/2022	A	W	8-5	3/10/1992	H	W	6-5	R				1981	A	W	13-5
3/7/2023	H	W	10-3	3/13/1992	H	L	5-4	RHODE ISLAND			2-1	1981	H	L	4-3
3/21/2023	A	L	4-2	2/15/1998	N	L	7-2	H: 2-1, A: N/A, N: N/A, PS: N/A				1982	H	L	8-7 (10)
5/2/2023	H	W	16-10	P				3/13/1993	H	W	6-1	1982	A	L	6-3
NORTHEASTERN			3-0	PACE			4-0	3/19/1996	H	W	13-3	1982	H	L	3-1 (17)
H: 3-0, A: N/A, N: N/A, PS: N/A				H: 4-0, A: N/A, N: N/A, PS: N/A				3/13/2002	H	L	7-6	1983	H	W	4-3
3/26/1988	H	W	6-1	3/9/2003	H	W	3-0	RICE			9-26	1983	A	W	5-2
3/27/1988	H	W	12-9	3/10/2003	H	W	7-0	H: 3-10, A: 6-12, N: 0-4, PS: N/A				1983	A	L	14-12
3/7/2007	H	W	5-2	3/13/2003	H	W	9-2	3/8/1996	A	L	6-5	1983	H	L	6-0
NORTHEASTERN ILLINOIS			3-0	3/13/2003	H	W	7-3	1/31/1999	N	L	8-1	1983	A	L	1-0
H: 3-0, A: N/A, N: N/A, PS: N/A				PENN			6-3	2/18/2001	A	L	5-1	1984	H	L	10-9 (14)
1981	H	W	6-4	H: 5-1, A: N/A, N: N/A, PS: N/A				4/28/2006	H	L	2-0	1984	A	L	5-4
3/19/1986	H	W	7-4	1975	L	3-0		4/29/2006	H	L	2-1	1984	A	L	8-1
3/20/1986	H	W	11-2	1975	W	12-8		4/30/2006	H	L	6-3	1984	H	W	7-6
NORTHERN IOWA			1-0	1976	L	10-4		4/20/2007	A	L	10-1	2/19/1985	H	W	8-4
H: 1-0, A: N/A, N: N/A, PS: N/A				1978	H	W	11-10	4/21/2007	A	L	4-2	2/20/1985	A	L	4-3
3/14/2009	H	W	8-5	1982	H	W	7-3	4/22/2007	A	L	8-0	4/12/1985	A	L	5-1
NORTHWESTERN			4-3-1	1983	H	L	14-15	5/23/2007	N	L	16-6	3/1/1986	H	L	6-2
H: 3-3-1, A: N/A, N: N/A, PS: N/A				1977	W	14-4						3/3/1986	H	W	13-3

4/15/1987	H	W	12-1	1976	W	12-4			2/15/2019	H	W	3-2			
2/17/1988	A	L	12-7	1976	L	10-1	SANTA CLARA	0-1	2/16/2019	H	W	5-1			
3/2/1988	H	L	8-6 (10)	1977	W	2-1	H: N/A, A: N/A, N: 0-1, PS: N/A		2/17/2019	H	W	7-1			
4/23/1988	H	W	4-3	1977	L	5-3	2/14/1998	N L	2-0	2/14/2020	H	W	2-1		
4/24/1988	A	W	8-3	1978	N	7-5			2/15/2020	H	W	11-4			
5/2/1988	H	W	7-1	1978	A	8-0	SAVANNAH STATE	6-0	2/15/2020	H	W	9-1			
2/10/1989	H	L	6-2	1978	L	13-2	H: 6-0, A: N/A, N: N/A, PS: N/A		2/16/2020	H	W	10-2			
2/18/1989	A	W	8-5	1979	A	5-3	2/19/2010	H W	7-2	2/18/2022	H	W	12-0		
5/12/1989	H	W	3-1	1979	H	W	2/20/2010	H W	14-4	2/19/2022	H	W	16-2		
5/13/1989	A	L	8-5	1979	A	W	9-4	2/21/2010	H W	8-6	2/20/2022	H	W	18-0	
5/14/1989	H	W	7-4	1980	H	L	10-5	2/23/2018	H W	4-0	2/17/2023	H	W	22-5	
5/11/1990	H	W	6-2	1980	A	L	7-6	2/24/2018	H W	6-0	2/18/2023	H	W	2-1	
5/12/1990	A	W	9-2	1981	A	L	15-2	2/25/2018	H W	15-4	2/19/2023	H	W	11-1 (7)	
5/13/1990	H	W	5-4	1981	H	W	9-3								
2/2/1991	H	W	6-2	1981	A	L	5-3	SETON HALL	2-4						
2/3/1991	A	W	9-1	1982	H	L	1-0	H: 2-4, A: N/A, N: N/A, PS: N/A		SOUTH ALABAMA	7-3				
4/12/1991	A	W	9-5	1982	A	L	9-0	1982	H W	9-7 (11)	3/27/1992	H	W	9-0	
2/15/1992	A	W	10-5	1982	A	L	8-7	1982	H L	1-7 (7)	3/28/1992	H	L	5-1	
2/16/1992	H	W	9-5	1983	H	W	6-2	1982	H W	10-7 (7)	3/29/1992	H	W	4-3	
2/20/1993	A	L	11-7	1983	A	W	11-10	3/16/1987	H L	4-3	4/10/1992	A	L	5-1	
2/21/1993	H	W	2-1	1983	H	W	9-1	3/19/1987	H L	7-4	4/11/1992	A	L	20-3	
2/6/1994	A	L	5-1	1984	H	W	7-2	3/22/1987	H L	9-8	4/12/1992	A	W	7-1	
2/19/1994	H	L	7-5	1984	H	L	4-5 (10)				5/25/1995	N	W	6-5	
2/4/1995	A	L	4-1	1984	A	L	7-3	SHORTER	1-1		1/30/1999	N	W	6-3	
2/5/1995	H	W	3-2	1984	A	L	4-0	H: N/A, A: N/A, N: N/A, PS: N/A		2/25/2011	H	W	9-4		
3/28/1995	A	W	11-3					1974	W	7-4	2/22/2015	A	W	7-5	
2/21/1995	A	L	7-5	ST. MARY'S	2-0			1974	L	6-3					
3/26/1996	H	L	5-2	H: 2-0, A: N/A, N: N/A, PS: N/A				SIENA	67-4		SOUTH CAROLINA	2-5			
5/3/1996	H	W	12-8	3/25/1986	H	W	10-5	H: 67-3, A: 0-1			H: 2-2, A: N/A, N: N/A, PS: N/A				
2/1/1997	A	W	10-3	3/26/1986	H	W	15-4	1977	L	6-4	1976	L	8-0		
2/2/1997	H	W	14-9					1977	L	6-4	1976	L	7-0		
3/25/1997	H	W	1-0	ST. NORBERT	6-0			1980	H	W	5/10/1989	A	W	1-0	
1/31/1998	A	W	17-0	H: 4-0, A: N/A, N: N/A, PS: N/A				3/30/1989	H	W	5/10/1989	A	L	6-3 (9)	
2/1/1998	H	W	8-4	1977	W	1-0		3/31/1989	H	W	5/26/2001	A	W	8-6	
2/20/1999	H	W	9-3	1977	W	10-0		4/1/1989	H	W	5/27/2001	A	L	9-7	
				1979	H	W	8-1	4/27/1990	H	W	5/27/2001	A	L	5-2	
RUTGERS			11-4	1979	H	W	12-7	4/27/1990	H	W	7-0				
H: 11-4, A: N/A, N: N/A, PS: N/A				1981	H	W	14-0	4/29/1990	H	W	14-4				
2/25/1994	H	L	7-1	1981	H	W	15-5 (8)	4/4/1991	H	W	10-2	SOUTH FLORIDA	80-82		
2/26/1994	H	W	2-0					4/4/1991	H	W	11-0	H: 43-27, A: 31-41, N: 3-7			
2/27/1994	H	W	6-1	ST. XAVIER	9-3-1			3/7/1997	H	W	19-0	1973	W	6-3	
3/15/1996	H	L	1-0	H: 9-3-1, A: N/A, N: N/A, PS: N/A				3/7/1997	H	W	6-1	1973	L	10-0	
3/16/1996	H	W	11-2	1983	H	W	6-4	3/8/1997	H	W	4-1	1974	L	2-0	
3/17/1996	H	W	6-2	1983	H	L	22-8	3/8/1997	H	W	3-2	1974	L	7-4	
3/18/1997	H	W	15-13	1984	H	W	11-6	3/12/1999	H	L	4-2	1975	L	6-5	
3/19/1997	H	W	13-6	1984	H	W	12-1	3/13/1999	H	W	18-4	1975	W	6-5	
3/20/1997	H	L	7-4	1984	H	T	9-9	3/13/1999	H	W	22-2	1976	L	4-0	
3/16/2007	H	W	10-8	3/16/1985	H	W	20-0	3/7/2000	H	W	18-4	1976	L	12-3	
3/17/2007	H	L	4-3	3/17/1985	H	L	3-4 (7)	3/8/2000	H	W	10-9	1977	W	5-0	
3/18/2007	H	W	4-0	3/17/1985	H	L	3-4 (7)	3/9/2002	H	W	8-5	1977	L	4-2	
4/25/2014	H	W	3-1	3/22/1985	H	W	9-7	3/9/2002	H	W	6-1	1978	A	L	2-0
4/26/2014	H	W	4-3 (11)	3/17/1986	H	W	11-9	3/4/2005	H	W	7-3	1978	H	W	4-3
4/27/2014	H	W	10-3	3/18/1986	H	W	13-2	3/5/2005	H	L	6-0	1979	H	L	8-7
				3/21/1986	H	W	8-3	3/5/2005	H	W	9-2	1979	A	L	7-4
S				3/22/1986	H	W	3-2	3/6/2005	H	W	5-2	1980	H	W	10-3
SACRED HEART			1-0					3/17/2006	H	W	16-5	1980	A	W	7-3
H: 1-0, A: N/A, N: N/A, PS: N/A				SAM HOUSTON STATE 1-1				3/18/2006	H	W	3-2 (10)	5/3/1985	A	L	13-2
1983	H	W	12-3	H: N/A, A: 1-1, N: N/A, PS: N/A				3/19/2006	H	W	10-3	5/4/1985	A	L	13-6
				2/27/1998	A	L	3-2	3/15/2008	H	W	19-15	5/5/1985	A	L	7-8 (10)
ST. JOHN'S			2-1	2/28/1998	A	W	5-2	3/15/2008	H	W	9-6	5/6/1985	H	L	6-4
H: 2-1, A: N/A, N: N/A, PS: N/A								3/16/2008	H	W	12-1	5/2/1986	H	L	4-3
2/12/1999	H	W	14-5	SAMFORD	20-5			2/26/2010	H	W	8-3	5/3/1986	H	W	6-3
2/13/1999	H	L	10-5	H: 11-5, A: 9-0, N: N/A, PS: N/A				2/27/2010	H	W	6-5 (12)	2/25/1987	A	L	9-2
2/14/1999	H	W	8-5	3/11/1987	H	L	8-5	2/28/2010	H	W	10-8	4/1/1987	H	L	6-2
				3/12/1987	H	W	11-2	2/18/2011	H	W	11-1	3/30/1988	A	W	10-1
SAINT JOSEPH'S			9-2	4/14/1995	H	W	9-1	2/19/2011	H	W	10-1	4/13/1988	H	W	4-3
H: 9-2, A: N/A, N: N/A, PS: N/A				4/15/1995	H	W	3-2	2/20/2011	H	W	16-4	3/28/1989	A	W	6-3
1983	H	L	10-6	4/15/1995	H	W	3-0	3/2/2012	H	W	12-4	4/3/1989	H	W	7-3
1984	H	W	10-0 (6)	3/19/1999	A	W	8-3	3/3/2012	H	W	6-4	2/28/1990	A	W	6-3
1984	H	W	4-3 (7)	3/20/1999	A	W	6-2	3/4/2012	H	W	15-2	5/2/1990	H	L	7-6
3/2/1985	H	L	7-5	3/20/1999	A	W	9-4	2/15/2013	H	W	7-1	3/5/1991	H	L	5-2
3/6/1985	H	W	8-5	3/10/2000	H	W	10-6	2/16/2013	H	L	7-4	4/10/1991	A	L	13-9
3/1/1986	H	W	9-3	3/10/2000	H	W	9-3	2/17/2013	H	W	8-2	2/7/1992	N	W	7-1
3/5/1986	H	W	17-2	3/11/2000	H	W	19-0	2/14/2014	H	W	8-1	2/9/1992	N	L	7-4
3/3/2001	H	W	21-3	4/6/2001	A	W	15-8	2/15/2014	H	W	11-4	4/14/1992	H	L	6-3
3/3/2001	H	W	9-2	4/7/2001	A	W	7-5	2/16/2014	H	W	9-6	4/21/1992	A	W	8-6
3/5/2001	H	W	17-7	4/7/2001	A	W	6-1	2/13/2015	H	W	4-1	4/14/1993	H	W	2-0
3/8/2005	H	W	22-3	3/29/2002	H	W	7-6	2/14/2015	H	W	13-4	4/21/1993	H	W	7-6
				3/30/2002	H	W	12-9	2/15/2015	H	W	11-0	5/1/1993	A	L	17-6
ST. LEO			16-16	3/30/2002	H	L	0-2	2/19/2016	H	W	10-9	5/2/1993	A	L	11-0
H: 6-3, A: 4-7, N: 1-0, PS: N/A				5/22/2002	H	W	7-5	2/20/2016	H	W	15-0	5/28/1993	A	W	4-3
1973	L	4-2		3/21/2003	A	W	11-3	2/21/2016	H	W	11-2	4/5/1994	H	L	8-4
1973	W	4-1		3/22/2003	A	W	11-10 (8)	2/17/2017	H	W	17-6	4/12/1994	A	L	5-1
1974	L	3-2		3/22/2003	A	W	6-4	2/18/2017	H	W	3-0	4/19/1994	H	W	5-2
1974	W	4-1		2/18/2018	H	L	5-4	2/19/2017	H	W	7-2	5/3/1994	A	W	7-6
1975	W	13-2		3/25/2022	H	L	4-3 (10)	3/10/2018	H	W	1-0	4/4/1995	H	W	5-4
1975	W	10-9		3/26/2022	H	L	7-6	3/11/2018	H	W	2-0	4/11/1995	A	W	2-0
1976	L	4-2		3/27/2022	H	W	11-1 (7)	3/12/2018	H	W	10-8	4/18/1995	H	W	3-2



TEMPLE	10-3-1	5/7/2005	A	L	6-5	4/3/2010	H	L	7-2	3/8/1986	H	W	11-1				
H: 9-3-1, A: N/A, N: 1-0, PS: N/A		5/8/2005	A	L	8-4	4/3/2010	H	L	6-1	3/9/1987	H	W	12-5				
1980	H	W	7-5	5/27/2005	H	W	5-1	5/13/2011	A	W	5-3	3/13/1987	H	W	11-3		
1980	H	L	8-5	3/26/2021	H	L	6-3	5/14/2011	A	W	9-0 (10)	5/28/1989	N	L	5-2		
1980	H	W	14-6	3/27/2021	H	L	2-1	5/15/2011	A	W	18-6 (8)						
1981	H	L	4-3	3/28/2021	H	L	14-12	5/26/2011	N	W	6-4	VIRGINIA			2-0		
1981	H	W	8-3 (7)	3/10/2023	H	W	5-3	4/6/2012	H	L	11-4	H: 2-0, A: N/A, N: N/A, PS: N/A					
1981	H	T	2-2 (12)	3/11/2023	H	L	12-3	4/7/2012	H	W	7-3	1983	H	W	7-6		
1982	H	L	6-4	3/12/2023	H	L	5-4	4/8/2012	H	W	8-7	2/16/2018	H	W	6-3		
3/3/1996	H	W	15-3					5/24/2012	N	L	15-1 (7)						
3/3/1996	H	W	7-0	TULANE				3/22/2013	A	W	8-0	VCU			4-3		
3/10/2002	H	W	9-5	H: 12-10, A: 15-17, N: 2-4				3/23/2013	A	W	6-1	H: 4-3, A: N/A, N: N/A, PS: N/A					
3/28/2014	H	W	6-4	4/16/1989	H	W	5-2	3/24/2013	A	W	12-10 (10)	2/20/2009	H	W	10-2		
3/29/2014	H	W	8-2	4/16/1989	H	W	5-0	5/24/2013	A	L	5-1	2/21/2009	H	L	10-9		
3/30/2014	H	W	12-5	4/21/1990	A	L	13-2					2/22/2009	H	W	12-6		
5/22/2014	N	W	6-2	4/21/1990	A	L	2-1	UCLA				2/23/2009	H	L	8-3		
				4/14/2006	A	L	5-1	H: N/A, A: N/A, N: 0-1, PS: N/A				3/15/2019	H	W	10-9		
TENNESSEE	2-6	4/15/2006	A	W	9-2	2/9/1991	N	L	6-5			3/16/2019	H	L	4-3		
H: 0-3, A: 0-2, N: 0-1, PS: N/A		4/16/2006	A	L	7-6							3/17/2019	H	W	8-2		
1975	W	4-3	4/27/2007	H	W	7-6	UNC GREENSBORO										
1976	W	10-1	4/28/2007	H	W	4-3	H: 1-2, A: N/A, N: N/A, PS: N/A					W					
1984	H	L	9-2 (8)	4/29/2007	H	W	8-4	3/18/2022	H	L	10-9	WABASH			2-0		
2/25/1993	H	L	5-1	5/2/2008	A	L	5-2	3/19/2022	H	L	6-4	H: N/A, A: N/A, N: N/A, PS: N/A					
2/26/1993	H	L	9-0	5/3/2008	A	L	6-1	3/20/2022	H	W	3-2	1976	W	3-1			
2/12/1994	A	L	3-2	5/4/2008	A	W	12-1 (7)					1976	W	4-3			
2/13/1994	A	L	9-3	5/23/2008	A	L	5-2	UNION									
2/7/1997	N	L	8-6 (11)	4/10/2009	H	W	4-2	H: N/A, A: N/A, N: N/A, PS: N/A				WAGNER			18-0		
				4/11/2009	H	L	20-5 (8)	1978	W	15-3		H: 18-0, A: N/A, N: N/A, PS: N/A					
TENNESSEE STATE	3-0-1	4/12/2009	H	L	5-4	USC						1980	H	W	6-4 (10)		
H: 3-0-1, A: N/A, N: N/A, PS: N/A		5/21/2009	N	L	7-3	H: N/A, A: N/A, N: 0-1, PS: N/A						1980	H	W	10-0		
1981	H	W	4-1	5/20/2010	A	W	12-6	2/8/1992	N	L	5-1	3/25/1991	H	W	9-1		
1981	H	W	10-4 (6)	5/21/2010	A	L	14-10					3/15/2004	H	W	16-2		
1982	H	W	8-7 (7)	5/22/2010	A	W	17-6 (7)	UTAH				3/16/2004	H	W	8-3		
1982	H	T	4-4	4/8/2011	H	L	10-8	H: 2-1, A: N/A, N: N/A, PS: N/A				3/17/2004	H	W	20-6		
				4/9/2011	H	L	6-5	2/20/2004	H	W	11-1	3/11/2006	H	W	15-0		
TENNESSEE TECH	2-1	4/10/2011	H	W	8-7	2/21/2004	H	W	7-6	2/22/2004	H	L	3-2 (10)	3/12/2006	H	W	5-2
H: 2-1, A: N/A, N: N/A, PS: N/A		4/20/2012	A	W	1-0	2/22/2004	H	L	3-2 (10)			3/13/2006	H	W	11-0		
2/18/2000	H	W	10-7	4/21/2012	A	W	8-7 (12)	UTRGV				3/17/2008	H	W	6-0		
2/19/2000	H	L	14-8	4/22/2012	A	W	8-6	H: N/A, A: 1-3, N: N/A, PS: N/A				3/18/2008	H	W	5-1		
2/20/2000	H	W	9-1	5/26/2012	N	W	6-2	3/30/1991	A	L	5-4	3/19/2008	H	W	9-3		
				5/11/2013	H	L	8-1	3/30/1991	A	L	5-4	3/11/2011	H	W	13-4		
TENNESSEE-WESLEYAN	1-1	5/12/2013	H	L	15-9	3/30/1991	A	L	5-4	3/30/1991	A	L	5-4	3/12/2011	H	W	5-1
H: N/A, A: N/A, N: 1-1, PS: N/A		5/13/2013	H	W	7-3	3/30/1991	A	L	5-4	3/30/1991	A	L	9-8	3/13/2011	H	W	2-1
1978	N	L	8-5	4/17/2015	A	L	2-0	3/31/1991	A	L	9-8	3/2/2018	H	W	6-3		
1978	N	W	10-0	4/18/2015	A	W	8-0	5/9/1991	A	W	6-2	3/3/2018	H	W	10-8		
				4/19/2015	A	L	10-0 (7)					3/4/2018	H	W	12-0		
TEXAS A&M-CORPUS CHRISTI	1-0	4/22/2016	H	L	4-3	V											
A: 1-0		4/23/2016	H	L	4-1	VALDOSTA STATE											
2/26/2016	A	W	4-3	4/24/2016	H	L	6-0	H: 2-2, A: 2-3, N: N/A, PS: N/A				WAKE FOREST				2-1	
				5/24/2016	N	L	4-3	1982	A	W	13-7 (7)	2/9/1996	N	W	5-4		
TEXAS STATE	0-2	5/27/2016	N	L	5-0	1982	A	W	16-4 (7)	1983	H	L	6-2	1/29/2000	N	W	5-4
H: N/A, A: N/A, N: 0-2, PS: N/A		5/5/2017	A	W	11-4	1983	H	L	6-2	1983	H	L	3-0	2/16/2001	N	L	6 -5(12)
2/21/1997	N	L	8-2	5/6/2017	A	L	3-4	1984	A	L	2-4 (7)						
2/27/2016	N	L	2-1	5/7/2017	A	W	11-1	1984	A	L	4-3	WASHINGTON				0-1	
				5/25/2017	N	W	8-3	1984	A	L	4-3	H: N/A, A: N/A, N: 0-1, PS: N/A					
TEXAS TECH	1-0	5/18/2018	H	W	7-6 (12)	3/20/1985	H	W	5-2 (7)	3/20/1985	H	W	8-7 (7)	2/14/1998	N	L	8-4
H: N/A, A: N/A, N: 1-0, PS: N/A		5/18/2018	H	W	3-2	3/20/1985	H	W	8-7 (7)	3/30/1985	A	L	13-1				
2/23/2013	N	W	13-8	5/3/2019	A	L	6-2					WASHINGTON & LEE				4-0	
				5/4/2019	A	W	4-2	VANDERBILT				H: 4-0, A: N/A, N: N/A, PS: N/A					
TOLEDO	1-0	5/5/2019	A	W	5-2	1980	H	L	9-3	1980	H	L	4-7-1	1979	H	W	4-1
H: 1-0, A: N/A, N: N/A, PS: N/A		5/21/2019	N	L	5-2	1982	H	T	3-3	1980	H	W	10-0	1979	H	W	4-3
3/11/2003	H	W	4-3	5/14/2021	A	L	5-4	1982	H	L	10-4	1981	H	W	11-3		
				5/14/2021	A	L	9-1	1982	H	L	6-5						
TROY	18-14	5/15/2021	A	W	6-4	3/9/1985	H	L	6-5			WESTCHESTER STATE				2-0	
H: 10-8, A: 7-5, N: 1-1		5/16/2021	A	L	14-7	3/3/1992	H	W	9-5			H: 1-0, A: N/A, N: N/A, PS: N/A					
5/15/1998	N	L	12-9	4/29/2022	H	W	2-1	3/3/1993	H	L	1-0	1975	W	2-1			
3/6/1999	A	W	8-7	4/30/2022	H	L	7-5	3/10/1993	H	L	7-3	1982	H	W	9-5		
3/6/1999	A	L	4-3	5/1/2022	H	W	8-6	3/8/1995	H	W	9-5						
3/7/1999	A	L	11-10	5/5/2023	A	W	5-3	3/4/1996	H	L	3-5	WESTERN CAROLINA			6-0		
4/29/2000	H	L	14-4	5/6/2023	A	L	13-2 (7)	3/1/1997	N	W	9-2	H: 6-0, A: N/A, N: N/A, PS: N/A					
4/29/2000	H	W	7-0	5/7/2023	A	W	10-3	3/7/2002	H	L	7-2	2/2/1996	H	W	5-4 (12)		
4/20/2000	H	W	9-8					3/8/2002	H	W	4-3 (11)	2/3/1996	H	W	11-8		
4/20/2001	A	W	9-2	U								2/4/1996	H	W	12-2		
4/21/2001	A	W	7-2	UAB				VERMONT				2/1/2000	H	W	7-2		
4/21/2001	A	W	5-4	H: 6-6, A: 8-5, N: 1-1, PS: N/A				H: 1-0, A: N/A, N: N/A, PS: N/A				2/12/2000	H	W	21-0		
5/16/2001	N	W	18-1	4/21/2006	H	W	9-0	3/21/2001	H	W	13-8	2/13/2000	H	W	14-7		
3/15/2002	H	W	17-7	4/22/2006	H	L	9-7										
3/16/2002	H	W	6-2	4/23/2006	H	L	16-4	VILLANOVA									
3/16/2002	H	W	7-1	3/30/2007	A	L	15-5	H: 7-0, A: 1-3, N: 0-1, PS: N/A				2/6/1986	H	W	7-4		
5/23/2002	H	W	12-4	3/31/2007	A	L	2-1	1984	H	W	6-3						
5/3/2003	A	L	8-7	4/1/2007	A	L	9-7	1984	H	W	14-1	WEST FLORIDA			1-1		
5/3/2003	A	W	7-2	5/9/2008	H	W	13-12 (10)	1984	A	W	1-0	H: 1-1, A: N/A					

WEST VIRGINIA				1981	H	W	6-1
1-0				1983	H	W	17-1
H: N/A, A: 1-0, N: N/A, PS: N/A				1984	H	W	5-2 (7)
3/18/1993	A	W	14-3	1984	H	W	5-0 (7)
WEST VIRGINIA-WESLEYAN	2-0			WINTROP			3-0
H: 2-0, A: N/A, N: N/A, PS: N/A				H: 3-0, A: N/A, N: N/A, PS: N/A			
3/28/1987	H	W	15-0	3/1/2013	H	W	3-0
3/28/1987	H	W	14-2	3/2/2013	H	W	12-7
				3/3/2013	H	W	7-6
WESTERN ILLINOIS	6-0			WISCONSIN			12-2
H: 6-0, A: N/A, N: N/A, PS: N/A				H: 11-2, A: N/A, N: N/A, PS: N/A			
3/17/1998	H	W	8-0	1978		W	9-5
3/18/1998	H	W	9-3	3/15/1985	H	W	14-8
3/18/1998	H	W	8-3	3/15/1985	H	W	18-1
3/8/2001	H	W	18-1	3/3/1989	H	L	9-7
3/9/2001	H	W	12-0	3/4/1989	H	W	3-2
3/10/2001	H	W	6-3	3/4/1989	H	W	3-1
				3/5/1989	H	W	13-4
				2/24/1990	H	L	4-3
WESTERN KENTUCKY	9-11			2/24/1990	H	W	11-5
H: 8-9, A: 1-2, N: N/A, PS: N/A				2/25/1990	H	W	3-0
1983	H	L	8-2	2/25/1990	H	W	6-0
1983	H	W	1-0	3/1/1991	H	W	7-4
1983	H	L	5-3	3/2/1991	H	W	5-2
1983	H	W	11-10 (10)	3/2/1991	H	W	5-2
1984	H	W	12-2				
2/9/1990	H	L	9-3	WISCONSIN-EAU CLAIRE			2-0
2/10/1990	H	W	13-3	H: 2-0, A: N/A, N: N/A, PS: N/A			
2/10/1990	H	L	4-2	1984	H	W	5-1 (7)
2/15/1991	H	L	14-12	1984	H	W	13-5 (7)
2/16/1991	H	W	4-2				
2/17/1991	H	W	6-5	WISCONSIN-MILWAUKEE			2-0
4/3/1992	H	L	7-4	H: 2-0, A: N/A, N: N/A, PS: N/A			
4/4/1992	H	L	10-7	3/7/1990	H	W	6-1
4/5/1992	H	W	4-3 (13)	3/13/1990	H	W	5-2
4/24/1992	A	L	12-7				
4/25/1992	A	L	26-12	WRIGHT STATE			1-1
4/26/1992	A	W	12-4	H: 1-0, A: 0-1			
2/14/2003	H	L	4-2	3/26/1991	H	W	6-5
2/15/2003	H	W	6-5	5/10/2023	A	L	11-7
2/16/2003	H	L	3-4 (10)				
				X			
WESTERN MICHIGAN	1-0			XAVIER			3-1
H: 1-0, A: N/A, N: N/A, PS: N/A				H: 3-1, A: N/A, N: N/A, PS: N/A			
3/3/1999	H	W	17-5	3/11/1985	H	W	9-8 (7)
				3/11/1985	H	W	7-2 (7)
WHEATON	3-0			3/5/1988	H	W	5-1
1974		W	11-4	3/18/1989	H	L	2-1
1974		W	16-4				
1974		W	10-5	Y			
				YALE			3-4-2
WICHITA STATE	10-8			H: 3-4-2, A: N/A, N: N/A, PS: N/A			
H: 5-6, A: 4-2, N: 1-0, PS: 1-0				1979	H	L	13-11 (10)
4/27/2018	H	W	9-5	1979	H	L	9-6 (10)
4/28/2018	H	L	5-4	1981	H	T	21-21 (7)
4/29/2018	H	W	8-4	1982	H	L	8-9
4/18/2019	A	L	8-6	1983	H	L	11-16
4/19/2019	A	W	11-3	1983	H	T	7-7
4/20/2019	A	L	6-4	3/14/1989	H	W	7-4
5/7/2021	H	W	6-3	3/12/2019	H	W	7-5
5/7/2021	H	L	11-1	3/13/2019	H	W	8-1
5/8/2021	H	L	10-3				
5/9/2021	H	L	7-6				
4/22/2022	A	W	8-5				
4/23/2022	A	W	16-12				
4/24/2022	A	W	8-2				
5/25/2022	N	W	12-4				
5/18/2023	H	W	16-15				
5/19/2023	H	L	12-7				
5/20/2023	H	W	5-4				
WIDENER	5-2						
H: 1-0, A: N/A, N: N/A, PS: N/A							
1974		W	6-1				
1974		L	12-10				
1975		W	13-2				
1975		W	5-4				
1976		W	7-0				
1977		L	6-2				
1979	H	W	8-5				
WILLIAMS	5-1						
H: 3-0, A: N/A, N: N/A, PS: N/A							
1977		W	3-2				
1977		L	3-1				

YEAR-BY-YEAR HITTING STATS

YEAR	AVG	GP	AB	R	H	2B	3B	HR	RBI	TB	SLG	BB	HBP	SO	OBP	SF	SH	SB-ATT	PO	A	E	FLD
1976	.230	42	1297	169	298	36	9	9	156	379	.292	202	11	226	.339	10	33	64-79	1068	379	66	.956
1977	.278	42	1362	248	378	42	20	16	229	508	.373	146	--	200	.348	--	37	59-N/A	876	366	89	.933
1978	.298	46	1482	259	442	87	16	21	213	624	.421	192	--	214	.379	--	26	84-N/A	1128	522	93	.947
1979	.292	43	1485	274	434	85	29	30	241	667	.449	190	--	221	.373	--	44	61-78	1171	475	58	.966
1980	.286	48	1614	288	462	77	15	33	248	668	.414	200	--	167	.365	--	31	45-63	1245	536	85	.954
1981	.322	57	1853	425	597	90	29	27	363	826	.446	307	--	185	.419	--	55	204-251	1446	670	131	.942
1982	.281	46	1499	283	421	58	18	37	246	626	.418	260	--	245	.384	14	23	81-108	1186	599	101	.946
1983	.319	56	1781	393	569	89	43	41	334	886	.497	272	--	206	.410	--	37	77-93	1204	438	77	.955
1984	.278	64	2027	404	563	111	29	25	337	807	.398	340	--	262	.378	26	24	107-146	1596	690	95	.960
1985	.315	87	2812	675	887	137	45	45	568	1249	.444	546	--	471	.481	53	35	253-314	2165	902	153	.952
1986	.325	59	1978	505	637	74	38	42	421	914	.462	355	32	274	.440	--	41	142-175	1583	724	80	.966
1987	.310	60	1982	446	614	109	23	61	403	949	.479	366	22	329	.418	--	50	106-131	1550	738	99	.959
1988	.293	60	1999	388	586	94	17	39	326	831	.416	280	33	369	.405	--	58	107-141	1590	758	110	.955
1989	.271	64	2115	378	574	87	20	30	299	791	.374	325	24	353	.376	--	48	93-137	1724	805	106	.960
1990	.274	60	1983	358	543	83	24	27	297	755	.381	274	21	307	.387	18	40	81-113	1575	629	109	.953
1991	.312	62	2100	485	656	124	41	41	416	985	.469	329	41	359	.411	30	17	113-150	1596	680	116	.952
1992	.282	58	1957	357	552	92	25	40	300	814	.416	262	30	406	.373	14	39	64-102	1538	593	89	.960
1993	.251	62	1946	307	489	89	18	21	253	677	.348	256	42	434	.353	22	30	98-139	1557	637	110	.952
1994	.250	55	1637	262	410	75	18	16	219	569	.348	194	44	302	.344	15	33	86-115	----	----	----	----
1995	.285	62	1916	364	546	116	15	30	322	782	.408	289	39	329	.387	12	66	111-137	1537	680	99	.957
1996	.287	65	2147	429	617	136	18	36	381	897	.418	291	52	328	.383	14	43	104-133	1668	731	96	.962
1997	.310	64	2198	466	682	123	13	57	416	1002	.456	313	57	378	.405	30	33	88-124	1654	701	107	.957
1998	.305	62	2082	446	634	126	22	66	378	1002	.481	288	19	378	.391	17	28	97-127	1563	700	92	.961
1999	.325	59	1956	487	636	123	17	63	439	982	.502	328	50	395	.429	27	22	100-129	1457	610	100	.954
2000	.322	62	2053	461	662	139	24	58	421	1023	.498	299	62	370	.419	30	19	79-104	1541	676	95	.959
2001	.335	65	2242	543	750	160	16	62	486	1128	.503	303	68	363	.424	29	33	115-147	1671	672	66	.973
2002	.315	63	2057	430	648	96	14	30	381	862	.419	233	80	388	.402	19	42	88-116	1542	600	97	.957
2003	.304	56	1752	328	532	94	11	21	299	711	.406	220	76	284	.398	32	43	66-82	1387	536	60	.970
2004	.304	65	2090	411	636	115	24	27	369	880	.421	218	59	355	.380	38	39	111-142	1625	593	90	.961
2005	.295	60	2044	470	602	118	15	63	418	939	.459	301	74	377	.399	30	36	145-178	1591	643	83	.964
2006	.275	56	1938	293	533	99	17	31	268	759	.392	200	69	422	.362	11	37	59-79	1487	637	85	.962
2007	.286	59	2005	313	573	84	13	25	272	758	.378	204	60	358	.365	26	41	77-94	1546	637	101	.956
2008	.306	58	2041	395	624	106	14	42	358	884	.433	246	67	378	.393	32	29	100-122	1536	590	67	.969
2009	.297	57	1992	361	591	123	8	68	329	934	.469	193	78	316	.377	24	21	24-45	1485	626	93	.958
2010	.343	55	1994	459	683	141	7	78	416	1072	.538	249	96	381	.435	26	31	70-90	1456	600	80	.963
2011	.307	62	2161	428	663	139	12	58	387	1000	.463	231	53	383	.382	36	31	65-88	1650	670	53	.978
2012	.290	62	2128	409	617	111	12	46	363	890	.418	277	74	359	.385	38	34	90-123	1694	686	68	.972
2013	.252	59	1930	290	487	111	9	35	260	721	.374	227	60	405	.346	20	33	42-72	1543	598	71	.968
2014	.272	59	1995	335	543	81	7	36	303	746	.374	214	75	378	.359	34	66	68-100	1615	679	70	.970
2015	.294	58	1981	357	582	106	15	66	338	916	.462	237	56	436	.382	19	37	47-59	1515	596	69	.986
2016	.256	59	1955	279	500	85	5	38	255	709	.363	219	61	438	.346	20	37	67-98	1558	620	66	.971
2017	.278	62	2124	388	591	114	17	51	349	892	.420	226	69	482	.363	21	26	106-122	1675	623	70	.970
2018	.265	56	1889	321	500	77	6	42	288	715	.379	266	67	512	.371	25	25	109-135	1527	507	75	.944
2019	.273	58	1969	358	537	112	9	57	317	838	.426	276	68	504	.377	24	36	93-120	1568	506	60	.972
2020*	.278	18	597	113	166	28	3	16	95	248	.415	59	15	150	.356	4	7	31-42	486	170	17	.975
2021	.266	61	2052	370	545	89	11	76	346	884	.431	277	80	542	.372	15	24	86-111	1587	562	73	.967
2022	.289	60	2020	413	583	102	16	74	377	939	.465	245	77	530	.383	23	34	103-126	1567	552	61	.972
2023	.285	59	2038	422	580	109	7	109	389	1030	.505	237	110	569	.386	19	25	56-68	1556	525	72	.967

*2020 season cut short due to COVID-19 pandemic

TEAM ALL-TIME HITTING HIGHS AND LOWS

	HIGH	LOW
BATTING AVERAGE	.343 (2010)	.230 (1976)
AT-BATS	2812 (1985)	943 (1973)
RUNS	675 (1985)	147 (1973)
HITS	887 (1975)	245 (1973)
DOUBLES	160 (2001)	36 (1976)
TRIPLES	45 (1985)	5 (2016)
HOME RUNS	109 (2023)	9 (1976)
RBI	568 (1985)	125 (1973)
TOTAL BASES	1249 (1985)	379 (1973)
SLUGGING PERCENTAGE	.538 (2010)	.292 (1976)
WALKS	546 (1985)	143 (1973)
HIT BY PITCH	110 (2023)	11 (1976)
STRIKEOUTS	569 (2023)	167 (1980)
ON-BASE PERCENTAGE	.481 (1985)	.339 (1976)
SAC FLIES	53 (1985)	10 (1976)
SAC HITS	66 (1995)	17 (1991)
STOLEN BASES - ATTEMPTS	253-314 (1985)	42-74 (2013)
PUTOUTS	2165 (1985)	876 (1976)
ASSISTS	902 (1985)	366 (1977)
ERRORS	153 (1985)	53 (2011)
FIELDING %	.986 (2015)	.933 (1977)



YEAR-BY-YEAR PITCHING STATS

YEAR	ERA	W-L	GS	CG	SHO/CB	SV	IP	H	R	ER	BB	SO	2B	3B	HR	AB	AVG	WP	HBP	SFA	SHA
1976	3.64	19-23	42	17	5/0	3	356.0	335	186	144	191	250	--	--	29	--	.---	22	8	--	--
1977	3.34	24-18	42	25	7/0	0	358.0	328	218	133	141	215	--	--	--	--	.---	--	--	--	--
1978	5.70	22-24	46	16	0/0	0	376.0	399	296	238	294	202	--	--	--	--	.---	--	--	--	--
1979	3.57	28-15	43	11	2/0	0	383.2	349	179	152	200	192	--	--	--	--	.---	--	--	--	--
1980	4.66	25-23	48	12	3/0	0	415.0	431	277	215	233	207	--	--	--	--	.---	--	--	--	--
1981	4.07	31-23	57	25	4/0	0	482.0	532	291	218	229	210	--	--	--	--	.---	--	--	--	--
1982	4.30	19-24	46	15	0/0	3	395.1	419	265	189	219	195	--	--	--	--	.---	--	--	--	--
1983	6.08	28-27	56	21	3/2	4	441.0	541	354	298	187	188	--	--	--	--	.---	--	--	--	--
1984	4.84	34-29	64	19	3/2	2	532.0	611	332	286	266	250	--	--	--	--	.---	--	--	--	--
1985	5.38	52-34	87	25	1/0	8	721.2	871	551	431	414	484	146	37	42	--	.298	--	--	35	34
1986	3.26	46-13	59	14	3/0	7	516.2	485	238	187	207	368	62	17	17	--	.248	34	27	--	--
1987	5.09	33-27	60	10	1/0	5	504.1	600	361	285	233	361	80	27	31	--	.296	29	20	--	--
1988	3.91	40-20	60	19	5/0	8	523.0	520	293	227	196	360	66	13	30	--	.260	25	22	--	--
1989	3.02	42-22	64	27	3/0	4	563.2	565	275	189	199	427	73	10	24	--	.263	36	21	--	--
1990	2.80	40-20	60	15	6/1	9	528.0	509	242	164	185	417	72	18	16	--	.228	34	19	--	--
1991	3.55	41-21	62	11	1/1	10	532.1	527	306	210	202	357	89	5	28	--	.255	47	40	--	--
1992	3.88	35-23	58	4	3/1	11	512.0	487	309	221	198	443	90	9	28	--	.249	28	39	--	--
1993	4.35	31-31	62	3	3/0	12	519.0	574	339	251	211	426	92	16	32	--	.279	29	40	--	--
1994	3.60	29-26	55	12	1/1	6	443.0	452	253	177	178	381	60	12	13	--	.268	23	28	15	33
1995	3.14	49-13	62	12	7/2	12	513.1	471	228	179	148	395	78	12	28	--	.250	23	39	9	44
1996	3.77	43-22	65	4	3/3	12	556.0	571	285	233	193	431	81	14	31	--	.272	41	46	9	--
1997	4.60	40-24	64	11	6/4	9	551.1	599	361	282	242	540	94	17	58	--	.277	33	51	16	31
1998	3.94	41-21	62	2	4/4	16	521.0	518	290	228	178	443	93	12	39	--	.258	35	39	16	20
1999	4.67	38-21	59	4	1/0	10	486.0	571	324	252	181	441	107	12	47	1932	.296	34	58	16	24
2000	4.63	43-19	62	11	5/3	8	513.2	589	330	264	167	476	97	18	39	2042	.288	34	47	18	38
2001	3.62	51-14	65	12	6/4	10	557.0	558	275	224	187	597	98	7	36	2126	.262	54	35	7	32
2002	3.83	41-22	63	7	3/2	12	514.0	509	282	219	237	485	83	8	41	1979	.257	35	32	19	13
2003	4.48	31-25	56	6	6/4	10	462.1	480	266	230	195	445	55	10	36	1774	.271	50	43	15	25
2004	3.42	47-18	65	14	13/3	10	542.0	502	267	206	228	483	69	6	33	2042	.246	40	66	22	29
2005	3.99	42-18	60	3	5/4	15	530.1	499	279	235	209	479	93	9	43	1998	.250	48	57	12	35
2006	4.54	23-33	56	2	7/5	10	495.2	484	301	250	218	439	69	16	32	1882	.257	53	65	15	49
2007	5.54	27-32	59	0	2/2	11	515.1	603	397	317	260	421	90	7	34	2067	.292	73	54	18	40
2008	5.57	31-27	58	2	2/2	11	512.0	590	353	317	227	537	95	9	43	2039	.289	53	82	19	37
2009	7.47	22-35	57	0	2/2	13	495.0	723	504	411	207	379	125	11	74	2119	.341	57	76	27	30
2010	6.01	33-22	55	0	0/0	15	485.1	628	379	324	218	367	110	11	46	1988	.316	32	62	27	37
2011	4.14	39-23	62	2	5/5	17	550.0	587	295	253	179	450	77	6	35	2121	.277	47	55	18	48
2012	3.54	45-17	62	1	1/1	17	564.2	555	279	222	238	484	86	6	22	2125	.261	57	71	14	57
2013	3.88	29-30	59	3	5/3	10	514.1	509	267	222	215	381	92	13	24	1940	.262	58	57	21	56
2014	3.38	36-23	59	4	4/3	14	538.1	484	242	202	226	378	68	6	21	1969	.246	55	55	28	51
2015	4.74	31-27	58	5	3/2	11	505.0	527	313	266	262	414	62	13	33	1937	.272	56	45	23	40
2016	4.23	26-33	59	2	5/5	9	519.1	507	283	244	237	411	78	4	25	1987	.260	70	60	20	39
2017	3.00	40-22	62	2	5/4	11	558.1	479	228	186	202	553	82	7	35	2085	.230	29	41	21	26
2018	3.32	35-21	56	1	9/9	13	509.0	405	238	188	212	556	59	12	33	1889	.216	33	56	21	21
2019	4.20	36-21	58	2	5/5	15	522.2	517	298	244	243	485	75	10	42	1989	.260	31	47	25	31
2020	2.17	15-3	18	0	3/3	7	162.0	106	43	39	65	190	14	4	6	580	.183	17	19	3	4
2021	4.58	31-30	61	1	5/5	14	529.0	545	343	269	234	502	95	7	64	2073	.263	35	90	17	26
2022	4.25	35-25	60	0	5/5	12	522.2	499	302	247	238	541	90	10	45	1997	.250	56	63	14	20
2023	5.80	33-26	59	0	1/1	12	518.2	557	403	334	248	603	104	14	75	2040	.273	64	81	18	27

**2020 season cut short due to COVID-19 pandemic*
TEAM ALL-TIME PITCHING HIGHS AND LOWS

	HIGH	LOW
ERA	6.08 (1983)	3.00 (2017)
COMPLETE GAMES	27 (1989)	0 (6 times, last 2023)
SHUTOUTS	13 (2011)	0 (3 times, last 2010)
SOLO SHUTOUTS	10 (2011)	0 (17 times, last 2023)
COMBINED SHUTOUTS	9 (2018)	0 (15 times, last 2010)
SAVES	17 (2011)	0 (1977)
INNINGS PITCHED	721.2 (1985)	356.0 (1976)
HITS ALLOWED	871 (1985)	328 (1977)
RUNS ALLOWED	551 (1985)	179 (1979)
EARNED RUNS ALLOWED	431 (1985)	133 (1977)
WALKS ALLOWED	414 (1985)	141 (1977)
STRIKEOUTS	603 (2023)	188 (1983)
DOUBLES ALLOWED	147 (1985)	55 (2003)
TRIPLES ALLOWED	37 (1985)	4 (2016)
HOME RUNS ALLOWED	75 (2023)	13 (1994)
AT-BATS AGAINST	2126 (2001)	1932 (1999)
BATTING AVERAGE AGAINST	.341 (2009)	.216 (1989)
WILD PITCHES	73 (2007)	23 (1995)
HIT BATTERS	90 (2021)	19 (1990)
SAC FLIES ALLOWED	35 (1985)	7 (2001)

YEAR-BY-YEAR LEADERS (CONT.)

2018	JJ Montgomery	2.54	1998	Matt Lubozynski	84.2	1978	John Majeski/P. D'Amico	15	2010	Joe Rogers	8
2019	Kyle Kemp	2.10	1999	David Rankin	102.2	1979	Pete Saxe	16	2011	Joe Rogers	9
2020	Trevor Holloway (22.2 IP)	1.19	2000	Casey Kennedy	111.0	1980	Tommy Foy	14	2012	Joe Rogers	13
2021	Ben Vespi	2.08	2001	Justin Pope	123.1	1981	Tommy Foy	17	2013	Zac Favre/Spencer Davis	4
2022	Connor Staine	1.87	2002	Mark Michael	89.1	1982	Three with	16	2014	Zach Rodgers/Spencer Davis	5
2023	Najer Victor	2.88	2003	V. Stertzbach	85.1	1983	Rick Marcello	17	2015	Harrison Hukari	5
			2004	Matt Fox	111.2	1984	Brent Laycock	20	2016	Trent Thompson	4
			2005	Tim Bascom	113.1	1985	Lamar Chandler	23	2017	Bryce Tucker	9
WINS			2006	Tim Bascom	80.0	1986	Rich Polak	20	2018	Bryce Tucker	6
1974	Al Morton	4	2007	Jaager Good	88.0	1987	Jeff Holland	19	2019	Jeffrey Hakanson	6
1976	Sam Swanger	7	2008	Mitch Herold	74.0	1988	Jeff Johnson	19	2020	Jeffrey Hakanson	6
1977	John Majeski	8	2009	Kyle Sweat	74.1	1989	Brandon Turner/B. Ahern	19	2021	David Litchfield	8
1978	John Majeski/Paul D'Amico	6	2010	Owen Dew	73.1	1990	Brian Huie	25	2022	Kyle Kramer	6
1979	Pete Saxe	7	2011	Brian Adkins	88.0	1991	Brian Huie	29	2023	Kyle Kramer	8
1980	Terry Smith/Tim Syverson	5	2012	Ben Lively	81.0	1992	Mike Halperin	24			
1981	Tommy Foy/John Flynn	7	2013	Ben Lively	106.0	1993	Jason Schlutt	34	GAMES STARTED		
1982	William Jones/John Flynn	4	2014	Eric Skoglund	110.0	1994	Steve Golden	22	1976	Sam Swanger	16
1983	Tommy Foy	9	2015	Zach Rodgers	99.2	1995	Brian Scutero	23	1977	John Majeski	11
1984	Joe Santiago	8	2016	Robby Howell	101.0	1996	George Schmidt	22	1978	Paul D'Amico	13
1985	Tommy Novak	9	2017	Robby Howell	103.0	1997	George Schmidt/Maroth	24	1979	Pete Saxe	13
1986	Tommy Novak	11	2018	Chris Williams	93.0	1998	Jason Arnold	28	1980	Tim Syverson/Terry Smith	9
1987	Brian Ahern	8	2019	Grant Schuermann	90.2	1999	Jason Arnold	24	1981	Tommy Foy	14
1988	Jay Scott	8	2020	Colton Gordon	23.0	2000	Jason Arnold	27	1982	John Flynn	14
1989	Brian Ahern	10	2021	Jack Sinclair	66.0	2001	Zach Sutton	23	1983	Tommy Foy	14
1990	Brandon Turner	9	2022	Ben Vespi	65.2	2002	Zach Sutton	26	1984	Joe Santiago/R. Marcello	12
1991	Jimmy Still	10	2023	Ruddy Gomez	72.0	2003	Kyle Bono	23	1985	Tommy Novak	16
1992	Halperin/Van Landuyt	7				2004	Tim Bascom	21	1986	Russ Manion/Tom Novak	15
1993	Jason Schlutt	9	STRIKEOUTS			2005	Dominic Petracca	28	1987	Brian Ahern	17
1994	Mike Halperin/Jay Veniard	6	1974	Stan Edge	20	2006	Dominic Petracca	27	1988	Brandon Turner	13
1995	Craig Cozart	10	1976	Sam Swanger	129	2007	Justin Weiss	25	1989	Brian Ahern	19
1996	Craig Cozart	7	1977	Joe Russell	66	2008	Justin Weiss/Cody Allen	21	1990	Brandon Turner	17
1997	Geo. Schmidt/Lubozynski	8	1978	John Majeski	62	2009	Cory Weech	27	1991	Laurence Heisler	16
1998	Todd Bellhorn	10	1979	Pete Saxe	52	2010	Joe Rogers/Bryan Brown	23	1992	Jimmy Still	13
1999	David Rankin	8	1980	John Matthews	29	2011	Nick Cicio	28	1993	Joe Wagner	17
2000	Casey Kennedy	12	1981	Randy Hodges	41	2012	Roman Madrid	32	1994	Mike Halperin	15
2001	Justin Pope	15	1982	William Jones	52	2013	Zac Favre	32	1995	Craig Cozart	17
2002	Bo Hall	10	1983	Dave Van Cura	45	2014	Trent Thompson	30	1996	Craig Cozart/Tim Riegert	14
2003	Mark Michael	7	1984	John Groth	54	2015	Harrison Hukari	30	1997	Matt Lubozynski	15
2004	Matt Fox	14	1985	Tommy Novak	85	2016	Harrison Hukari	33	1998	Matt Lubozynski	14
2005	Tim Bascom	10	1986	Lamar Chandler	79	2017	Bryce Tucker	27	1999	David Rankin	17
2006	Tim Bascom	5	1987	Brian Ahern	85	2018	Eric Hepple	28	2000	David Rankin	18
2007	Jaager Good	5	1988	Jay Scott	91	2019	Garrett Westberg	30	2001	Justin Pope/Jason Arnold	17
2008	Kyle Sweat	5	1989	Brian Ahern	125	2020	Three with	8	2002	Mark Michael/L. Mincks	16
2009	Three with	4	1990	Brandon Turner	88	2021	Billy McKay	29	2003	Mark Michael	14
2010	Owen Dew	5	1991	Jimmy Still	67	2022	Ben Vespi	25	2004	Matt Fox	17
2011	Brian Adkins/C. Bradford	6	1992	Mike Halperin	93	2023	Kyle Kramer	27	2005	Tim Bascom	16
2012	Ben Lively	9	1993	Joe Wagner/Jason Schlutt	75				2006	Tim Bascom	14
2013	Ben Lively	7	1994	Mike Halperin	84	SAVES			2007	Jaager Good	15
2014	Eric Skoglund	7	1995	Jay Veniard	79	1976	Three with	1	2008	Mitch Herold/Kyle Sweat	13
2015	Zach Rodgers	10	1996	Craig Cozart	71	1977	---	0	2009	Kyle Sweat	14
2016	Robby Howell	7	1997	Travis Held	110	1978	---	0	2010	Owen Dew	13
2017	Robby Howell/Joe Sheridan	10	1998	Todd Bellhorn	64	1979	---	0	2011	Brian Adkins/D. Winkler	14
2018	JJ Montgomery	6	1999	David Rankin	95	1980	---	0	2012	Brian Adkins	15
2019	Chris Williams/Grant Schuermann	6	2000	Justin Pope	103	1981	---	0	2013	Ben Lively	15
2020	Jack Sinclair	4	2001	Justin Pope	158	1982	Three with	1	2014	Eric Skoglund	15
2021	Jack Sinclair/Colton Gordon	5	2002	Mark Michael	91	1983	Rick Marcello	2	2015	Cre Finfrock/Robby Howell	15
2022	Ben Vespi	6	2003	Von Stertzbach	74	1984	Curran Hubbard/B. Laycock	1	2016	Robby Howell	15
2023	Ruddy Gomez/Kyle Kramer	6	2004	Matt Fox	125	1985	Lamar Chandler/Tom Neild	2	2017	Robby Howell	16
			2005	Tim Bascom	113	1986	Rich Polak	5	2018	Chris Williams	15
INNINGS PITCHED			2006	Tim Bascom	90	1987	Kevin Bass	2	2019	Grant Schuermann	15
1974	Al Morton	24.0	2007	Jaager Good	62	1988	Jeff Johnson	5	2020	Three with	4
1976	Sam Swanger	137.2	2008	Mitch Houck	71	1989	Four with	1	2021	Jack Sinclair	13
1977	John Majeski	102.2	2009	Caleb Graham	56	1990	Brian Huie	7	2022	Connor Staine	12
1978	John Majeski	99.2	2010	Nick Cicio	56	1991	Brian Huie	8	2023	Ruddy Gomez	15
1979	Pete Saxe	87.0	2011	Danny Winkler	92	1992	Brian Huie	6			
1980	Tim Syverson	62.0	2012	Ben Lively	84	1993	Jason Schlutt	8	COMPLETE GAMES		
1981	Randy Hodges	95.2	2013	Ben Lively	101	1994	Steve Golden/Craig Cozart	2	1976	Sam Swanger	9
1982	John Flynn	106.0	2014	Eric Skoglund	94	1995	John Foran	7	1977	Joe Russell	8
1983	Tommy Foy	99.2	2015	Zach Rodgers	94	1996	Three with	2	1978	John Majeski	10
1984	Joe Santiago	93.0	2016	Cre Finfrock	76	1997	Mike Maroth	3	1979	Tim Syverson/Karl Hodges	4
1985	Tommy Novak	115.2	2017	Robby Howell	94	1998	Jason Arnold	12	1980	Tim Syverson	4
1986	Tommy Novak	115.1	2018	Thad Ward	84	1999	Jason Arnold	8	1981	Randy Hodges	7
1987	Brian Ahern	110.1	2019	Chris Williams	70	2000	Jason Arnold	7	1982	John Flynn/Tommy Foy	5
1988	Brandon Turner	85.0	2020	Trevor Holloway	37	2001	Zach Sutton	5	1983	Tommy Foy	9
1989	Brian Ahern	142.1	2021	Colton Gordon	72	2002	Zach Sutton	8	1984	Joe Santiago	9
1990	Brandon Turner	122.0	2022	Ben Vespi	66	2003	Three with	2	1985	Tommy Novak	6
1991	Laurence Heisler	117.0	2023	Cameron Leiter	80	2004	Three with	2	1986	Tommy Novak	7
1992	Mike Halperin	96.2				2005	Dominic Petracca	4	1987	Brian Ahern	5
1993	Joe Wagner	97.0	APPEARANCES			2006	Dominic Petracca	8	1988	Brian Ahern/Jay Scott	5
1994	Mike Halperin	90.0	1974	Al Morton	6	2007	Justin Weiss	9	1989	Brian Ahern	12
1995	Jay Veniard	101.1	1976	Sam Swanger	19	2008	Justin Weiss	7	1990	Anthony Laszaic/B. Turner	5
1996	Tim Riegert	90.1	1977	John Majeski	17	2009	Justin Weiss	5	1991	Jimmy Still	6
1997	Travis Held	101.2									



INDIVIDUAL SINGLE-GAME RECORDS

BATTING	TOTAL	NAME	OPPONENT	DATE
At-Bats	8	(2 times) last Eric Kallstrom	Monmouth (16 inn.)	3/9/2008
Runs Scored	6	D.J. Hicks	UAB	4/24/2009
Hits	6	(2 times) last Tommy Williams	at Bethune-Cookman	3/17/2015
Doubles	4	(3 times) last Shane Brown	Tulane	5/21/2010
Triples	3	Wayne Gardner	Fla. Memorial	4/14/1979
Home Runs	3	(6 times) last Lex Boedicker	North Florida	5/2/2023
RBI	8	(3 times) last Ben McCabe	at Florida Atlantic	2/20/2021
Total Bases	14	Ben McCabe	Siena	2/17/2023
Walks	5	Vince Zawaski	SIU-Edwardsville	3/29/1986
Strikeouts	5	(2 times) last Rylan Thomas	at South Florida	4/8/2017
Stolen Bases	6	(2 times) last Tony Marilla	West Virginia	3/18/1993
Hit By Pitch	4	Jordan Rathbone	at East Carolina	4/23/2021
Sacrifice Hits	2	(36 times) last Kam Gellinger	at South Florida	5/14/2015
Grand Slams	1	(37 times) last Drew Faurot	at South Florida	4/23/2023

PITCHING	TOTAL	NAME	OPPONENT	DATE
Innings	17.0	Tommy Foy	Rollins	4/29/1982
Hits	13	(7 times) last Owen Dew	East Carolina	5/15/2010
Runs	11	(4 times) last Austin Hudson	East Carolina	3/20/2009
Earned Runs	10	Hunter Patteson	at Florida Atlantic	2/20/2021
Walks	8	Chris Matulis	Rice	4/12/2013
Strikeouts	18	(3 times) last Jay Scott	Bradley	3/15/1988
Wild Pitches	6	Caleb Graham	LSU	3/1/2009
Hit By Pitch	6	Mitch Houck	Missouri	2/25/2008
Pickoffs	5	Tim Riegert	Rider	2/24/1996
Balks	2	(5 times) last Kyle Sweat	UAB (10 inn.)	5/9/2008

FIELDING	TOTAL	NAME	OPPONENT	DATE
Putouts	20	Josh Crouch	at Troy	3/26/2021
Assists	11	Carlos Morales	Bethune-Cookman	2/29/1988
Errors	4	Griffin Bernardo	2x last vs. UConn	4/7/2018

MISCELLANEOUS RECORDS

Consecutive Times On Base			
1	19	Eli Putnam	2017
2	18	Shane Brown	2009
3	17	Odie Koehnke	1985
4	16	Matthew Mika	2017

Longest On-Base Streaks (Since 2002)			
1	65	Kiko Vazquez	5/23/2007-2/23/2009
2	55	Rylan Thomas	5/19/2017-5/6/2018

Single-Season On-Base Streaks (Since 2002)			
1	48	Rylan Thomas	2018

Longest Hitting Streaks (Since 1995)			
1	26	Mike Myers	4/3/01-5/19/01
	26	Beau Taylor	4/13/10-2/25/11
3	22	Shane Brown	3/4/09-4/7/09
4	20	Chris Duffy	3/5/10-3/28/10
	20	Colin Arnold	3/17/09-4/15/09
	20	Chris Taladay	3/20/13-4/27/13
7	19	Clay Timpner	2/13/04-3/17/04
	19	Ryan Bear	3/1/03-3/29/03
	19	Adam Johnson	4/30/94-2/26/95
10	17	Kiko Vazquez	4/20/07-5/18/07

Scoreless Innings Streak			
38.1	Justin Pope	2/23/01-3/30/01	

No-Hitters			
Pete MacLaughlan vs. Columbia			4/1973
Houck (7IP)/Hudson (2IP) vs. Wagner			3/17/08

Hit For The Cycle			
Matt Horwath vs. Tulane			4/27/07
Tommy Williams vs. Fairfield			3/13/15

TEAM SINGLE-GAME RECORDS

BATTING	TOTAL	OPPONENT	DATE
At-Bats	56	(2 times) last Monmouth (16 inn.)	3/9/2008
Runs Scored	29	UAB	4/24/2009
	29	Armstrong State	4/30/1987
Hits	28	Hartford	3/14/2010
	28	UAB	4/24/2009
Doubles	10	Monmouth	3/3/2006
Triples	5	(3 times) last Florida Memorial (8 inn.)	4/14/1979
Home Runs	8	North Florida	5/2/2023
RBI	26	UAB	4/24/2009
	26	Florida Memorial (8 inn.)	4/14/1979
Total Bases	58	Florida Memorial (8 inn.)	4/14/1979
Walks	20	at Cincinnati	4/10/2021
Strikeouts	19	vs. Oklahoma	5/11/2018
Stolen Bases	13	Colby	3/29/1988
Hit By Pitch	8	Manhattan	2/24/2017
	6	Wagner	3/11/2006
Sacrifice Hits	5	(2 times) last Eckerd	4/12/1984
Grand Slams	2	(30 times) last vs. Cincinnati	4/14/2018
Average	.605	Grace (23-for-38)	4/3/1985

PITCHING	TOTAL	OPPONENT	DATE
Innings	17.0	Rollins	4/29/1982
Runs	28	Miami (Fla.)	5/12/1985
Hits	28	Miami (Fla.)	5/12/1985
Earned Runs	28	Miami (Fla.)	5/12/1985
Walks	20	Miami (Fla.)	3/9/1978
Strikeouts	19	(2 times) last Troy	3/26/2021
Wild Pitches	7	LSU	3/1/2009
	7	Maryland	2/16/2007
Pickoffs	5	Rider	2/24/1996

Most Hits In

1st Inning	10 vs. Hartford (3/14/10)
2nd Inning	8 vs. Florida Atlantic (3/29/96)
3rd Inning	11 vs. Illinois-Chicago (3/15/98)
4th Inning	9 vs. Campbell (3/11/05)
5th Inning	7 vs. Western Illinois (3/8/01)
	7 vs. Troy (5/16/01)
6th Inning	7 vs. Lehigh (3/22/00)
	7 vs. Siena (2/17/23)
7th Inning	8 vs. Bethune-Cookman (6/4/11)
8th Inning	11 vs. Siena (3/7/97)
9th Inning	5 - 6 times, last vs. Florida Atlantic (2/21/21)
10th Inning	6 vs. UAB (5/14/11)

Most Runs Scored In (Excluding 1985 & 1988)

1st Inning	11 vs. Hartford (3/14/10)
2nd Inning	10 vs. Monmouth (3/3/06)
3rd Inning	14 vs. Illinois-Chicago (3/15/98)
4th Inning	13 vs. Saint Joseph's (3/8/05)
5th Inning	11 vs. Siena (3/7/00)
6th Inning	10 at Georgia State (5/11/02)
	10 vs. Lehigh (3/22/00)
7th Inning	9 vs. Georgia State (5/15/05)
8th Inning	11 at Stetson (5/8/07)
9th Inning	7 vs. Florida Atlantic (2/21/21)



THE LAST TIME...

THROUGH 2023 SEASON

A UCF BATTER HAD

Leadoff Home Run	Matthew Mika, vs. Bethune-Cookman, 4/23/19
Two-Home Run Game	Drew Faurot, at Tulane, 5/7/23
Back-to-Back Home Runs	Nick Romano, at Cincinnati, 5/14/23
Three-Home Run Game	Lex Boedicker, vs. UNF, 5/2/23
Back-to-Back-to-Back Home Runs	Ben McCabe, vs. Siena, 2/17/23
Grand Slam	Drew Faurot, vs. Maryland, 3/26/23
Inside the Park HR	Blaine Schulte, vs. Monmouth, Game 2, 3/1/03
Pinch Hit Home Run	Pablo Ruiz, vs. Siena, 2/18/22
Pinch Hit Grand Slam	Brody Wofford, vs. Chicago State, 3/17/18
Walk-Off Home Run	Tom Josten, vs. Georgia Southern, 3/3/23
Walk-Off Hit	Keano Suarez, vs. Siena, 2/19/23
Walk-Off Sac Fly	Max Wood, vs. Tulane, 5/18/18
Walk-Off BB	Tom Josten, vs. Stetson, 4/18/23
Walk-Off WP	Dylan Moore, vs. #9 Louisville, Game 2, 4/17/14
Walk-Off FC	David Phrathep, vs. LIU Brooklyn, 3/11/16
Walk-Off Error	E3F, Matt Cedarburg, vs. Wichita State, 5/18/23
Five-Hit Game	Ben McCabe, vs. Stetson, 4/18/23
Six-Hit Game	Tommy Williams, at Bethune-Cookman, 3/17/15
Four-Double Game	Shane Brown, at Tulane, 5/22/10
Two-Triple Game	Drake Wade, vs. Wagner, 3/17/04
Three-Triple Game	Wayne Gardner, vs. Florida Memorial, 1979
Five-Run Game	Matthew Mika, vs. Siena, 2/20/16
Six-Run Game	D.J. Hicks, at UAB, 4/24/09
Five-RBI Game	Cole Russo, vs. Bethune-Cookman, 5/16/23
Six-RBI Game	Tom Josten, vs. UNF, 3/7/23
Seven-RBI Game	Lex Boedicker, vs. UNF, 5/2/23
Eight-RBI Game	Ben McCabe, at FAU, 2/20/21
Hit for the Cycle	Tommy Williams, vs. Fairfield, 3/13/15
Stole Three Bases	Gephry Pena, vs. UNCG, 3/20/22
Stole Four Bases	Ray Alejo, at Houston, 5/6/18
Stole Home	Matthew Mika, vs. Florida, 2/27/19
Home Run in 3-Straight Games	Andrew Sundean, vs. Wichita State, 5/18-20/23
Home Run in 4-Straight Games	Jonathan Griffin, 4/8-12/11
Hit by Pitch Twice in One Inning	Ronnie Richardson vs. UMass, 3/9/12

A UCF PITCHER HAD

A Complete Game	
At Home	Connor Staine, vs. UNF, Game 2 (7 inn.), 3/11/22
On Road	Jordan Spicer, vs. Memphis (AAC) 5/24/19
By a Freshman	Cre Finfrock, vs. USF, 5/2/15
Consecutive Complete Games	3, Zach Rodgers, at Cincinnati, 4/4/14 vs. UConn, 4/12/14, at Tulane, 4/18/15
Combined Shutout	Najer Victor, 3 IP; Dominic Castellano, 2.2 IP; Kyle Kramer, 1.1 IP; Zach Chappell, 1 IP; Zack Austin, 1 IP, at Bethune-Cookman, 2/28/23
A Shutout	
At Home	Connor Staine, vs. UNF, Game 2 (7 inn.), 3/11/22
On Road	Zach Rodgers, at Tulane, 4/18/15
By a Freshman	Mitch Houck, at South Florida, 4/4/06
Consecutive Shutouts	3, Kyle Bono, vs. Gardner-Webb, Game 1, 3/13/04 at Campbell, Game 1, 3/20/04, vs. Stetson, Game 2, 3/27/04
10 Innings Pitched	Jason Arnold, vs. FAU, 3/18/01
10-Strikeout Game	Hunter Pattenon, at UNF, 3/13/22
11-Strikeout Game	Cameron Leiter, at Cincinnati, 5/13/23
12-Strikeout Game	Ruddy Gomez, vs. Dartmouth, 3/17/23
13-Strikeout Game	Mitch Houck, vs. Wagner, 3/17/08
14-Strikeout Game	Colton Gordon, at Troy, 3/26/21
15-Strikeout Game	Matt Fox, at Campbell, 3/19/04
17-Strikeout Game	Tim Bascom, vs. Siena, 3/5/05
5 HBP in a Game	6, Mitch Houck, vs. #5 Missouri, 2/25/08
Solo No-Hitter	Pete MacLaughlin, vs. Columbia, 4/1973
Combined No-Hitter	Mitch Houck, 7.0 IP and Austin Hudson, 2.0 IP, vs. Wagner, 3/17/08
One-Hitter	Darren Newlin, vs. Belmont, Game 2, 4/17/04
Combined One-Hitter	Najer Victor, 3 IP; Dominic Castellano, 2.2 IP; Kyle Kramer, 1.1 IP; Zach Chappell, 1 IP; Zack Austin, 1 IP, at Bethune-Cookman, 2/28/23
Two-Hitter (7 inn.)	Connor Staine, vs. UNF, Game 2, 3/11/22
Two-Hitter (9 inn.)	Tim Bascom, vs. East Carolina, 4/7/06
Three-Hitter	Robby Howell, vs. Jacksonville, 3/17/17

UCF AS A TEAM

Shut Out an Opponent	
At Home	4-0, vs. South Florida, 4/3/22
On Road	9-0, at Bethune-Cookman, 2/28/23
At Neutral Site	12-0, vs. USF, 5/26/17
Shut Out a Ranked Opponent	1-0, vs. #2 Ole Miss (12 inn.), 3/5/22
Back-to-Back Shutouts	5-0 & 4-0, vs. South Florida, 4/1/22-4/3/22
Scored 20 Runs in a Game	
At Home	22, vs. Siena, 2/17/23
On Road	20, at Cincinnati, 4/10/21
Scored 10+ Runs in an Inning	10, 1st inn., at Memphis, 4/10/22
20+ Hits in a Game	22, vs. Siena, 2/17/23
5+ Home Runs in a Game	8, vs. UNF, 5/2/23 (Program Record)
4 Home Runs in an Inning	7th inn., vs. Marshall, 5/21/11
Hit for the Home Run Cycle	vs. Chicago State, 3/18/18
Drew 10+ Walks	10, FAMU, 3/9/22
Left 15 Runners on Base	at Cincinnati, 4/10/21
Left 16 Runners on Base	at UNF, 3/21/23
Left 19 Runners on Base	vs. Monmouth (16 inn.), 3/9/08
Stranded 20+ Opp. Runners on Base	22, at #12 ECU (12 inn.), 4/7/23
Turned a Triple Play	Justin Weiss, P to Dwayne Bailey, 2B to Kiko Vazquez, 1B, at Stetson, 3/27/07
Hit Into a Triple Play	Mike Cohan, RF to Corey Blair, 1B to Kevin Murray, 3B, vs. Siena, 3/8/00
Longest Winning Streak	29 Games, 3/8-4/21/95
Won Against a Ranked Opponent	
At Home	vs. #21 Florida State, 3/15/23
On the road	at #1 Ole Miss, 2/27/21
At Neutral Site	7-6, #11 Maryland, 2/21/15
Lost to a Ranked Opponent	at #12 ECU, 4/7/23
Defeated a No. 1 Ranked Opponent	at #1 Ole Miss, 2/27/21
Swept a No. 1 Ranked Opponent	vs. #1 Florida, 3/6-7/18
Swept a Ranked Opponent	
On the Road, 3 Games	at #8 Auburn, 2/21-23/20
At Home, 3 Games	vs. #30 Houston, 4/26-28/13
Swept by a Ranked Opponent, 3 Games	at #12 ECU, 4/6-7/23
Swept a Conference Opponent	
At Home, 3 Games	vs. USF, 4/1-3/22
On the Road, 3 Games	at Wichita State, 4/22-24/22
Rallied from an Eight-Run Deficit	Down 8-0 - B4, Won 10-9, vs. Wagner, 3/3/18
Rallied from a Nine-Run Deficit	Down 9-0 - B8, Won 10-9 (12 inn.), vs. Campbell, 4/4/03
Rallied from a 10-Run Deficit	Down 10 - B4, Won 13-12, vs. Stetson, 4/21/09
Committed Six or More Errors	6, vs. UAB, 4/6/12
Did Not Commit an Error in 8-Straight Games	5/6-17/11

EJECTION

Head Coach	Greg Lovelady, at ECU, 4/7/23
Assistant Coach	Kevin Schnall, vs. Marshall, 4/21/13
Player	Tyler Osik, at Wichita State, 4/20/19

A UCF OPPONENT

Shut Out UCF	2-0, at Ohio State, 5/9/23
Shut Out UCF in Two-Straight Games	#24 Miami, Jacksonville, 3/6-3/8/13
Hit a Pinch-Hit HR	Boris Pena, vs. Bethune-Cookman, 5/16/23
Hit a Grand Slam	Caleb Pendleton (2), at FAU, 2/20/21
Stole Home	Justin Murray, vs. Houston, 4/30/23
Threw a No-Hitter	N/A
Threw a One-Hitter	Randy Beam (7 inn.), vs. Florida Atlantic, Game 1, 4/19/03
Threw a Combined One-Hitter	Three pitchers, at #6 Rice, 4/22/07
Hit Three HR in a Game	Jamie Bruno, vs. Tulane, 4/11/09
Hit an Inside-the-Park HR	Garrett Cannizaro, at Tulane, 5/20/10
Hit for The Cycle	Andrew Garner, vs. Tulane, 5/11/13
Five-Hit Game	Marc Bourgeois, #20 Southern Miss, 4/2/11
Scored 10 Runs in an Inning	10, vs. Troy, 3/11/23
Threw a Complete Game	Anthony Kay, vs. UConn, 4/11/15
Threw a Shutout	Bret Neilan, vs. Stetson, 2/23/21
Had 10+ Strikeouts	12, Ethan Brown, vs. USF, 3/31/23
Had 15+ Strikeouts	16, Jon Duplantier, at Rice, 3/6/15
Walk-Off Home Run	Jakob Runnels, 3-Run, at North Florida, 3/21/23
Walk-Off Wild Pitch	at UConn, 4/8/18

SINGLE-SEASON HITTING TOP-10

BATTING AVERAGE (MIN. 100 AB)		TRIPLES		HIT BY PITCH		CAUGHT STEALING					
1	Chris Duffy (2010)	.447	1	Ty Lynch (1991)	11	1	Ronnie Richardson (2012)	35	1	Vince Cangelosi (1985)	16
2	Tim Foskett (1983)	.444	2	Tim Foskett (1983)	10	2	Ben McCabe (2023)	23	2	Mike Josephina (1991)	13
3	Tim Barker (1985)	.438	3	Alex Morales (1995)	8	3	Shane Brown (2010)	22	3	Mike Josephina (1990)	10
4	Shane Brown (2010)	.428		Alex Morales (1993)	8	4	Jordan Rathbone (2021)	21	4	Travis Shreve (2012)	9
5	David Mann (2002)	.410		Eric Martinez (1991)	8		Kiko Vazquez (2009)	21		Tim Boeth (1999)	9
6	Jeremy Kurella (2001)	.401		Tim Barker (1985)	8	6	Ronnie Richardson	19		Brett Barker (1991)	9
7	Jose Soto (1987)	.400		Vince Cangelosi (1985)	8	7	Andrew Sundean (2022)	18		Tim Foskett (1981)	9
8	Dee Brown (2002)	.397	8	Ty Lynch (1992)	7		Ryan Bono (2005)	18	8	Tommy Williams (2014)	8
	Joe Dawson (1984)	.397		Chad Mottola (1992)	7	9	Erik Barber (2014)	17		Darnell Sweeney (2012)	8
10	Eric Riggs (1998)	.394		Steve McClellan (1990)	7		Dee Brown (2005)	17		Ronnie Richardson (2012)	8
				Mark Maloney (1986)	7					Matt Ray (2006)	8
				Butch Vinson (1984)	7					Eric Golden (1993)	8
										Tim Barker (1985)	8
										Matthew Mika (2019)	8
GAMES		HOME RUNS		STRIKEOUTS		SB PERCENTAGE (MIN. 20 ATT)					
1	Tim Barker (1985)	85	1	Chris Duffy (2010)	21	1	Rylan Thomas (2017)	86	1	Hal Staats (1978)	1.000 (20-20)
2	Vince Cangelosi (1985)	83	2	Ben McCabe (2023)	19	2	Drew Faurot (2023)	78	2	Chad Sheffer (1995)	.963 (26-27)
	Scott McHugh (1985)	83		Jonathan Griffin (2011)	19	3	Eli Putnam (2017)	74	3	Dwayne Bailey (2007)	.950 (19-20)
4	Vince Zawaski (1985)	82	4	Dee Brown (2005)	18	4	Ray Alejo (2018)	73	4	Mike Myers (2002)	.929 (26-28)
5	Mark Maloney (1985)	78	5	Dustin Brisson (1999)	17	5	Ben McCabe (2021)	68		Tim Barker (1985)	.929 (104-112)
6	Wayne Schulz (1985)	76	6	Lex Boedicker (2023)	16	6	Tom Josten (2023)	65	6	Clay Timpner (2003)	.917 (22-24)
7	Todd Reese (1985)	72		Andrew Sundean (2023)	16	8	Gephry Pena (2022)	65	7	Dwayne Bailey (2008)	.913 (21-23)
8	David Cable (1985)	69		Jordan Rathone (2021)	16		Gephry Pena (2021)	63		Matt Ray (2004)	.913 (21-23)
9	Odie Koehnke (1985)	67		Chad Ehrnsberger (2001)	16		Rylan Thomas (2018)	63	9	Tim Foskett (1983)	.909 (20-22)
10	Several players with	65	10	Drew Faurot (2023)	15		Dallas Beaver (2018)	63		Mark Deglomine (1981)	.909 (20-22)
AT-BATS		RBI		ON-BASE PERCENTAGE							
1	Tim Barker (1985)	324	1	Chris Duffy (2010)	81	1	Mark Batia (1999)	.558			
2	Scott McHugh (1985)	308	2	Dustin Brisson (1999)	76	2	Tim Foskett (1983)	.542			
3	Vince Cangelosi (1985)	306	3	D.J. Hicks (2012)	72	3	Shane Brown (2010)	.541			
4	Vince Zawaski (1985)	270		Chad Ehrnsberger (2001)	72	4	Chris Duffy (2010)	.539			
5	Eric Riggs (1997)	266	6	Jose Soto (1987)	72	5	David Mann (2002)	.538			
6	Chris Taladay (2012)	262		Dee Brown (2005)	71	6	Rich Wallace (2000)	.529			
7	Clay Timpner (2004)	259	8	Gregg Pacitti (1997)	71	7	Tim Boeth (1999)	.507			
8	Jonathan Griffin (2011)	251	8	Mark Maloney (1985)	70	8	Matt Bowser (1999)	.504			
9	Ray Alejo (2019)	250	9	Dee Brown (2004)	68		Vince Zawaski (1987)	.504			
10	Mark Maloney (1985)	249	9	Scott McHugh (1986)	68	10	Brian Riggan (1986)	.497			
RUNS		TOTAL BASES		SACRIFICE FLIES							
1	Tim Barker (1985)	92	1	Tim Barker (1985)	190	1	Dee Brown (2004)	11			
2	Vince Cangelosi (1985)	88	2	Chris Duffy (2010)	175		Mark Maloney (1985)	11			
3	Mike Myers (2001)	70	3	Jonathan Griffin (2011)	166	3	D.J. Hicks (2012)	10			
4	Clay Timpner (2004)	69	4	Jose Soto (1987)	158	4	Dee Brown (2003)	8			
	Scott McHugh (1985)	69	5	Ben McCabe (2023)	155		Gregg Pacitti (1997)	8			
6	Vince Zawaski (1986)	68	6	Dustin Brisson (1999)	154	6	Erik Hempe (2013)	7			
7	Mark Maloney (1985)	66	8	Eric Riggs (1998)	154		D.J. Hicks (2011)	7			
8	Eric Riggs (1998)	64	8	Vince Zawaski (1987)	148		Derek Luciano (2011)	7			
9	Ben McCabe (2023)	63	9	Bobby Kiser (1988)	147		Shane Brown (2008)	7			
	Jeremy Kurella (2001)	63	10	Clay Timpner (2004)	146		Chad Ehrnsberger (2001)	7			
	Gregg Pacitti (1997)	63					Scott Loubier (1994)	7			
	Eric Riggs (1997)	63					Tim Barker (1985)	7			
	Jose Soto (1987)	63									
HITS		SLUGGING PERCENTAGE		SACRIFICE HITS							
1	Tim Barker (1985)	142	1	Chris Duffy (2010)	.850	1	Rookie Gage (1995)	21			
2	Vince Cangelosi (1985)	103	2	Dustin Brisson (1999)	.748	2	JoMarcos Woods (2014)	20			
3	Jeremy Kurella (2001)	99	3	Matt Bowser (1999)	.708	3	Nathan Kragt (2003)	13			
4	Clay Timpner (2004)	96	4	Eric Riggs (1996)	.697		Odie Koehnke (1985)	13			
	Eric Riggs (1997)	96	5	Ben McCabe (2023)	.692	5	Austin Johnston (2010)	12			
6	Jose Soto (1987)	94	7	Shane Brown (2010)	.692		Tony Marillia (1995)	12			
7	Chris Duffy (2010)	92	8	Vince Zawaski (1987)	.688	7	Kam Gellinger (2015)	11			
	Tim Foskett (1983)	92	9	Jose Soto (1987)	.672		Dwayne Bailey (2007)	11			
9	Shane Brown (2010)	89	9	Jonathan Griffin (2011)	.661	9	Kam Gellinger (2014)	10			
10	Scott McHugh (1985)	88	10	Tim Foskett (1983)	.657		Eric Kallstrom (2009)	10			
							Drew Butera (2004)	10			
							Jim Hawkins (1981)	10			
							Ramon Lopez (1977)	10			
DOUBLES		WALKS		STOLEN BASES							
1	Dustin Brisson (2000)	27	1	Glen Richard (1991)	74	1	Tim Barker (1985)	104			
2	Mike Fox (2001)	26	2	Vince Cangelosi (1985)	72	2	Vince Cangelosi (1985)	68			
	Eric Riggs (1998)	26	3	Wayne Schulz (1985)	63	3	Tim Boeth (1999)	45			
4	Shane Brown (2010)	25	4	Brett Barker (1991)	60	4	Clay Timpner (2004)	43			
	Adam Johnson (1996)	25	5	Vince Zawaski (1986)	58	5	Tim Barker (1984)	40			
6	Ernest Martinez (1991)	23	6	D.J. Hicks (2012)	56	6	Bill Halprin (1981)	39			
	Steve McClellan (1990)	23		Vince Zawaski (1985)	56	7	Tim Foskett (1981)	36			
8	Alex Friedrich (2012)	21	8	Mike Josephina (1991)	55	8	Ray Alejo (2018)	34			
	Matt Bowser (1999)	21	9	Mark Batia (1999)	51	9	Matt Ray (2005)	32			
	Adam Johnson (1995)	21	10	Odie Koehnke (1987)	50	10	Jose Soto (1986)	31			
	Todd Reese (1985)	21		Jose Soto (1986)	50		Matthew Mika (2019)	31			



CAREER HITTING TOP-10

BATTING AVERAGE (MIN. 300 AB)

1	Tim Barker (1984-85)	.389
2	Andy Johnson (1998-01)	.387
3	Ernest Martinez (1990-91)	.372
4	Jose Soto (1986-87)	.370
5	Tim Foskett (1980-83)	.363
	Shane Brown (2007-10)	.363
7	Eric Riggs (1996-98)	.362
8	Clay Timpner (2002-04)	.360
9	Sam Nattile (1980-82)	.352
10	Ty Lynch (1991-92)	.347

TRIPLES

1	Alex Morales (1993-95)	20
	Chad Mottola (1990-92)	20
	Vince Zawaski (1985-88)	20
4	Ty Lynch (1991-92)	18
5	Tim Foskett (1980-83)	17
6	Clay Timpner (2002-04)	14
	Tim Barker (1984-85)	14
8	Kenneth Wright (1982-85)	13
9	Tyson Auer (2005-08)	12
	Mark Maloney (1985-86)	12

HIT BY PITCH

1	Ronnie Richardson (2010-12)	65
2	Shane Brown (2007-10)	55
3	Ryan Bono (2003-06)	50
4	Kiko Vazquez (2006-09)	48
5	Rich Wallace (2000-03)	46
6	Dee Brown (2002-05)	45
7	Ben McCabe (2019-23)	44
8	Tom Josten (2020-23)	40
9	James Vasquez (2012-14)	32
10	Mike Myers (2000-02)	28
	Jordan Rathbone (2019-21)	28

CAUGHT STEALING

1	Mike Josephina (1989-91)	29
2	Alex Morales (1993-95)	20
	Tony Marrillia (1992-95)	20
	Tim Foskett (1980-83)	20
5	Darnell Sweeney (2010-12)	18
	Matthew Mika (2016-19)	18
7	Erik Barber (2012-15)	17
	Ronnie Richardson (2010-12)	17
9	Tyson Auer (2005-08)	16
	Matt Ray (2004-06)	16
	Vince Cangelosi (1985)	16
	Odie Koehnke (1984-87)	16

GAMES

1	Vince Zawaski (1985-88)	257
2	Bobby Kiser (1987-90)	243
3	Dustin Brisson (1997-00)	242
4	Dee Brown (2002-05)	239
5	Odie Koehnke (1984-87)	233
6	Ben McCabe (2019-23)	232
7	Tony Marrillia (1992-95)	231
8	Ryan Bono (2003-06)	225
	Jeremy Frost (1999-02)	225
10	Todd Bellhorn (1995-98)	219

HOME RUNS

1	Ben McCabe (2019-23)	49
2	Chris Duffy (2007-10)	43
	Bobby Kiser (1987-90)	43
4	Dustin Brisson (1997-00)	41
5	Vince Zawaski (1985-88)	40
6	D.J. Hicks (2009-12)	36
7	Matt Bowser (1998-00)	35
8	Jeremy Frost (1999-02)	32
9	Tom Josten (2020-23)	31
10	Kiko Vazquez (2006-09)	29

STRIKEOUTS

1	Ben McCabe (2019-23)	232
2	Chris Duffy (2007-10)	179
3	Tom Josten (2020-23)	176
4	Vince Zawaski (1985-88)	175
5	Tommy Williams (2012-15)	166
6	Bobby Kiser (1987-90)	163
7	Dustin Brisson (1997-00)	152
8	Rylan Thomas (2017-18)	149
9	Ray Alejo (2018-19)	146
10	Dee Brown (2002-05)	139

SB PERCENTAGE (MIN. 40 ATT)

1	Dwayne Bailey (2007-08)	.930
2	Hal Staats (1977-79)	.927
3	Tim Barker (1984-85)	.917
4	Bill Halpin (1979-81)	.889
5	Mike Myers (2000-02)	.885
6	Mark Deglomine (1980-83)	.837
	Will Croud (1997-98)	.837
8	Ray Alejo (2018-19)	.836
9	Clay Timpner (2002-04)	.835
10	Tyson Auer (2005-08)	.833

AT-BATS

1	Bobby Kiser (1987-90)	896
2	Vince Zawaski (1985-88)	878
3	Dee Brown (2002-05)	866
4	Chris Taladay (2010-13)	854
5	Tony Marrillia (1992-95)	839
6	Ben McCabe (2019-23)	822
7	Matthew Mika (2016-19)	818
8	Dustin Brisson (1997-00)	813
9	Tim Foskett (1980-83)	796
10	Eric Kallstrom (2006-09)	752

RBI

1	Dee Brown (2002-05)	229
2	Vince Zawaski (1985-88)	221
3	Bobby Kiser (1987-90)	213
4	Dustin Brisson (1997-00)	200
5	Ben McCabe (2019-23)	184
6	Chris Duffy (2007-10)	182
7	D.J. Hicks (2009-12)	173
8	Matt Bowser (1998-00)	160
9	Chris Taladay (2010-13)	159
10	Jeremy Frost (1999-02)	157

ON-BASE PERCENTAGE

1	Jose Soto (1986-87)	.478
2	David Mann (2002-04)	.475
3	Shane Brown (2007-10)	.464
4	Ernest Martinez (1990-91)	.462
5	Vince Cangelosi (1985)	.459
6	Ronnie Richardson (2010-12)	.455
7	Vince Zawaski (1985-88)	.453
8	Tim Foskett (1980-83)	.450
9	Tim Boeth (1998-99)	.449
	Bobby Miller (1986-87)	.449

RUNS

1	Vince Zawaski (1985-88)	236
2	Tim Foskett (1980-83)	196
3	Dee Brown (2002-05)	182
	Mike Myers (2000-02)	182
5	Dustin Brisson (1997-00)	172
6	Ben McCabe (2019-23)	171
7	Odie Koehnke (1984-87)	164
8	Bobby Kiser (1987-90)	160
9	Jeremy Frost (1999-02)	155
10	Ronnie Richardson (2010-12)	154

TOTAL BASES

1	Vince Zawaski (1985-88)	499
2	Dustin Brisson (1997-00)	486
3	Bobby Kiser (1987-90)	474
4	Ben McCabe (2019-23)	447
5	Dee Brown (2002-05)	444
6	Chris Duffy (2007-10)	416
7	Shane Brown (2007-10)	391
8	Tim Foskett (1980-83)	381
	Chris Taladay (2010-13)	381
10	Chad Mottola (1990-92)	370

SACRIFICE FLIES

1	Dee Brown (2002-05)	27
2	D.J. Hicks (2009-12)	19
3	Scott Loubier (1993-96)	15
4	Darnell Sweeney (2010-12)	14
	Shane Brown (2007-10)	14
6	Kiko Vazquez (2006-09)	12
7	Erik Barber (2012-15)	11
	Chris Taladay (2010-13)	11
	Mark Maloney (1985-86)	11
10	James Vasquez (2012-15)	10
	Drew Butera (2003-05)	10
	Dustin Brisson (1997-00)	10
	Eric Riggs (1996-98)	10
	Wayne Schulz (1984-85)	10

HITS

1	Dee Brown (2002-05)	298
2	Tim Foskett (1980-83)	289
3	Vince Zawaski (1985-88)	285
4	Bobby Kiser (1987-90)	280
5	Dustin Brisson (1997-00)	276
6	Chris Taladay (2010-13)	273
7	Tony Marrillia (1992-95)	254
8	Shane Brown (2007-10)	251
9	Ben McCabe (2019-23)	246
10	Clay Timpner (2002-04)	241

SLUGGING PERCENTAGE

1	Jonathan Griffin (2010-11)	.607
2	Ernest Martinez (1990-91)	.603
3	Dustin Brisson (1997-00)	.598
4	Matt Bowser (1998-00)	.591
5	Chris Duffy (2007-10)	.585
6	Eric Riggs (1996-98)	.573
7	Sam Nattile (1980-82)	.569
8	Vince Zawaski (1985-88)	.568
9	Shane Brown (2007-10)	.565
10	Jose Soto (1986-87)	.557
	Rylan Thomas (2017-18)	.557

SACRIFICE HITS

1	JoMarcos Woods (2012-14)	31
2	Odie Koehnke (1984-87)	26
3	Tim Foskett (1980-83)	25
4	Eric Kallstrom (2006-09)	24
5	Drew Butera (2003-05)	22
	Rookie Gage (1994-95)	22
	Tony Marrillia (1992-95)	22
8	Darnell Sweeney (2010-12)	19
9	Dwayne Bailey (2007-08)	18
	Vince Zawaski (1985-88)	18
	Austin Johnston (2010-13)	18

DOUBLES

1	Dustin Brisson (1997-00)	73
2	Shane Brown (2007-10)	63
3	Bobby Kiser (1987-90)	55
4	Vince Zawaski (1985-88)	54
5	Ryan Bono (2003-06)	52
6	Ben McCabe (2019-23)	50
	Chris Taladay (2010-13)	50
8	Eric Riggs (1996-98)	49
	Adam Johnson (1994-96)	49
10	Kiko Vazquez (2006-09)	47
	Mike Myers (2000-02)	47
	Tony Marrillia (1992-95)	47

WALKS

1	Vince Zawaski (1985-88)	195
2	Odie Koehnke (1984-87)	171
3	Tom Josten (2020-23)	128
	Mike Josephina (1989-91)	128
	Bobby Kiser (1987-90)	128
6	Tim Foskett (1980-83)	127
7	Jim Hawkins (1980-83)	121
8	D.J. Hicks (2009-12)	113
9	Ronnie Richardson (2010-12)	111
	David Mann (2002-04)	111

STOLEN BASES

1	Tim Barker (1984-85)	144
2	Tim Foskett (1980-83)	92
3	Matthew Mika (2016-19)	87
4	Tyson Auer (2005-08)	80
5	Matt Ray (2004-06)	76
	Clay Timpner (2002-04)	76
7	Tim Boeth (1998-99)	70
8	Mike Myers (2000-02)	69
9	Tony Marrillia (1992-95)	68
	Vince Cangelosi (1985)	68



CAREER PITCHING TOP-10

ERA (MIN. 100.0 IP)		GAMES STARTED		EARNED RUNS ALLOWED		BATTERS HIT					
1	Kyle Bono (2003-04)	1.66	1	Brandon Turner (1987-90)	50	1	John Flynn (1978, 81-83)	187	1	Jack Sinclair (2018-21)	33
2	Zach Rodgers (2014-15)	1.91	2	Justin Pope (1999-01)	49	2	Brandon Turner (1987-90)	160	2	Kyle Sweat (2006-09)	29
3	Jason Arnold (1998-01)	2.38		Brian Adkins (2010-13)	49	3	Kyle Sweat (2006-09)	158	3	Mitch Houck (2006-08)	28
4	Brian Huie (1990-92)	2.41	4	Kyle Sweat (2006-09)	48	4	Brian Adkins (2010-13)	151		Tim Bascom (2004-06)	28
5	Robby Howell (2016-17)	2.65	5	Robby Howell (2014-17)	45	5	Anthony Laszaic (1988, 90-92)	138	4	Brian Brooks (2004-07)	27
6	Ben Lively (2011-13)	3.06		Brian Ahern (1987-89)	45	6	Justin Pope (1999-01)	132	6	Robby Howell (2014-17)	26
7	Tim Bascom (2004-06)	3.10	7	John Flynn (1978, 81-83)	43	7	Tommy Foy (1980-83)	126		Chris Matulis (2011-13)	26
8	Brian Scutero (1994-95)	3.12	8	Mike Halperin (1992-94)	42	8	Robby Howell (2014-17)	125		Bryan Brown (2009-12)	26
9	John Majeski (1977-78)	3.16	9	Matt Lubozynski (1995-98)	40	9	Jimmy Still (1989, 91-93)	121	9	Justin Pope (1999-01)	25
	Casey Kennedy (2000)	3.16		Craig Cozart (1993-96)	40	10	Brian Ahern (1987-89)	118	10	Jay Veniard (1993-95)	23
				Jimmy Still (1989, 91-93)	40						
WINS		COMPLETE GAMES		WALKS ALLOWED		BALKS					
1	Justin Pope (1999-01)	32	1	Brian Ahern (1987-89)	22	1	John Flynn (1978, 81-83)	157	1	Kyle Sweat (2006-09)	11
2	Jason Arnold (1998-01)	30	2	Tommy Foy (1980-83)	20	2	Brian Ahern (1987-89)	129		Matt Lubozynski (1995-98)	11
3	Brandon Turner (1987-90)	27	3	John Majeski (1977-78)	17	3	William Jones (1979-82)	126	3	Tim Riegert (1993, 95-96)	8
4	Craig Cozart (1993-96)	24	4	John Flynn (1978, 81-83)	15	4	Brandon Turner (1987-90)	116	4	Brian Gomes (1994-97)	7
	Brian Ahern (1987-89)	24	5	Brandon Turner (1987-90)	13	5	John Groth (1984-85)	107	5	Eric Skoglund (2012-14)	6
6	Robby Howell (2014-17)	23	7	Joe Santiago (1984-85)	12	6	Ben Lively (2011-13)	107		Mitch Houck (2006-08)	6
7	Jimmy Still (1989, 91-93)	22	8	Tommy Foy (1980-83)	12	7	Mike Halperin (1992-94)	106		Brett Bordwine (2004-07)	6
8	Rich Polak (1986-89)	21	9	Joe Russell (1976-77, 79-80)	11	8	Tommy Foy (1980-83)	102	8	Burt Clark (2001-04)	5
	Tommy Foy (1980-83)	21		Rich Polak (1986-89)	11	9	Joe Russell (1976-80)	99		Justin Pope (1999-01)	5
	Ben Lively (2011-13)	21		Karl Hodges (1979-82)	11	10	Rich Polak (1986-89)	98	10	Chris Williams (2016-19)	4
										Robby Howell (2014-17)	4
										Tim Bascom (2004-06)	4
										Von Stertzbach (2000-03)	4
										Todd Bellhorn (1995-98)	4
										Elton Barks (1986-91)	4
										Anthony Laszaic (1988-90, 92)	4
LOSSES		SHUTOUTS		STRIKEOUTS		STRIKEOUTS PER NINE INN.					
1	Brian Adkins (2010-13)	22	1	Kyle Bono (2003-04)	5	1	Justin Pope (1999-01)	335			
2	Brandon Turner (1987-90)	21	2	Brian Ahern (1987-89)	5	2	Jason Arnold (1998-01)	330			
	John Flynn (1978, 81-83)	21	3	Matt Fox (2002-04)	3	3	Brian Ahern (1987-89)	270			
4	Kyle Sweat (2006-09)	18		Justin Pope (1999-01)	3	4	Brandon Turner (1987-90)	258			
5	Mike Halperin (1992-94)	17		Laurence Heisler (1990-91)	3	5	Mike Halperin (1992-94)	248			
6	Cre Finfrack (2015-18)	16		Joe Russell (1976-77, 79-80)	3	6	Von Stertzbach (2000-03)	231			
	Trent Thompson (2014-17)	16		Sam Swanger (1976)	3	7	Robby Howell (2014-17)	228			
	Brian Ahern (1987-89)	16		Tim Bascom (2004-06)	2	8	Ben Lively (2011-13)	226			
9	Robby Howell (2014-17)	15	8	Casey Kennedy (2000)	2	9	Tim Bascom (2004-06)	225			
	Jimmy Still (1989, 91-93)	15		David Goins (1988-89)	2	10	Chris Williams (2016-19)	209			
				Joe Santiago (1984-85)	2						
				Harry Johnson (1976)	2						
SAVES		INNINGS PITCHED		HOME RUNS ALLOWED							
1	Joe Rogers (2010-12)	30	1	Brandon Turner (1987-90)	386.0	1	Kyle Sweat (2006-09)	24			
2	Jason Arnold (1998-01)	27	2	Brian Ahern (1987-89)	324.0		Justin Pope (1999-01)	24			
3	Justin Weiss (2006-09)	21	3	John Flynn (1978, 81-83)	319.2	3	Brian Adkins (2010-13)	23			
	Brian Huie (1990-92)	21	4	Justin Pope (1999-01)	310.0	4	Matt Lubozynski (1995-98)	19			
5	Bryce Tucker (2016-18)	15	5	Robby Howell (2014-17)	302.2	5	Chris Williams (2016-19)	19			
6	Kyle Kramer (2022-23)	14	6	Jimmy Still (1989, 91-93)	292.1	6	Robby Howell (2014-17)	18			
	Zach Sutton (1999-02)	14	7	Brian Adkins (2010-13)	284.1	7	Cre Finfrack (2015-18)	16			
8	Dominic Petracca (2005-06)	12	8	Kyle Sweat (2006-09)	283.0		Von Stertzbach (2000-03)	16			
	Jeffrey Hakanson (2018-20)	12	9	Mike Halperin (1992-94)	277.1	8	David Rankin (1999-00)	16			
10	Jason Schlutt (1992-93)	9	10			9	Troy Satterfield (1998-99)	16			
						10	Todd Bellhorn (1995-98)	16			
APPEARANCES		HITS ALLOWED		WILD PITCHES							
1	Jason Arnold (1998-01)	98	1	Brandon Turner (1987-90)	414	1	Derek Abriolia (2004-07)	29			
2	Trent Thompson (2013-17)	87	2	John Flynn (1978, 81-83)	373	2	Spencer Davis (2013-15)	27			
	Brian Brooks (2004-07)	87	3	Kyle Sweat (2006-09)	345		Carmine Giardina (2007-08)	27			
4	Von Stertzbach (2000-03)	80	4	Tommy Foy (1980-83)	345	4	Mitch Houck (2006-08)	24			
5	Joe Rogers (2010-12)	79	5	Brian Adkins (2010-13)	343		Justin Pope (1999-01)	24			
	Zach Sutton (1999-02)	78	6	Justin Pope (1999-01)	332	6	Jason Arnold (1998-01)	24			
7	Bryan Brown (2009-12)	76	7	Jimmy Still (1989, 91-93)	327	7	Ruddy Gomez (2022-23)	20			
	Brian Huie (1990-92)	76	8	Brian Ahern (1987-89)	307		Cre Finfrack (2015-18)	19			
9	Brandon Turner (1987-90)	72	9	Robby Howell (2014-17)	295		Austin Hudson (2007-09)	19			
10	Brian Adkins (2010-13)	70	10	Mike Halperin (1992-94)	290		Jaeger Good (2005-09)	19			
							Zach Sutton (1999-02)	19			
							Matt Lubozynski (1995-98)	19			
RELIEF APPEARANCES		RUNS ALLOWED									
1	Brian Brooks (2004-07)	82	1	John Flynn (1978, 81-83)	217						
2	Jason Arnold (1998-01)	79	2	Brandon Turner (1987-90)	203						
3	Zach Sutton (1999-02)	78	3	Kyle Sweat (2006-09)	194						
4	Trent Thompson (2014-17)	77	4	Brian Adkins (2010-13)	181						
5	Brian Huie (1990-92)	75	5	Tommy Foy (1980-83)	176						
	Joe Rogers (2010-12)	75	6	Anthony Laszaic (1988-92)	175						
7	Chris Williams (2016-19)	70	7	Jimmy Still (1989, 91-93)	172						
8	Bryan Brown (2009-12)	68	8	Mike Halperin (1992-94)	165						
9	Justin Weiss (2006-09)	67	9	Justin Pope (1999-01)	159						
10	Bryce Tucker (2016-18)	64	10	Brian Ahern (1987-89)	156						

AWARD WINNERS

NATIONAL AWARDS

DIV. I ALL-AMERICA FIRST TEAM

Jeff Hakanson, Relief	2020
<i>(Collegiate Baseball)</i>	
Chris Duffy, OF/DH	2010
<i>OF (ABCA/Rawlings, NCBWA, PING! Baseball, Yahoo! Sports) DH (Baseball America)</i>	
Matt Fox, RHP	2004
<i>(Baseball America, Collegiate Baseball)</i>	
Justin Pope, RHP	2001
<i>(Baseball America, Collegiate Baseball)</i>	

SECOND TEAM

Ben McCabe, C	2023
<i>(Collegiate Baseball)</i>	
Robby Howell, RHP	2017
<i>(Collegiate Baseball)</i>	
Zach Rodgers, RHP	2015
<i>(Collegiate Baseball)</i>	
D.J. Hicks, 1B	2012
<i>(Baseball America)</i>	
Chris Duffy, OF	2010
<i>(Collegiate Baseball)</i>	
Matt Fox, RHP	2004
<i>(ABCA/Rawlings, NCBWA)</i>	
Justin Pope, RHP	2001
<i>(ABCA/Rawlings)</i>	
Tim Barker, OF	1985
<i>(ABCA/Rawlings)</i>	

THIRD TEAM

Ben McCabe, C	2023
<i>(ABCA/Rawlings, NCBWA, Perfect Game)</i>	
D.J. Hicks, DH	2011
<i>(NCBWA)</i>	
Shane Brown, OF	2010
<i>(Collegiate Baseball)</i>	
Kyle Bono, RHP	2004
<i>(Collegiate Baseball)</i>	
Jason Arnold, RHP	2001
<i>(ABCA/Rawlings, Collegiate Baseball)</i>	
Jeremy Kurella, SS	2001
<i>(Collegiate Baseball)</i>	
Chad Mottola, RHP	1992
<i>(Baseball America)</i>	

HONORABLE MENTION

D.J. Hicks, 1B	2012
<i>(College Baseball Insider)</i>	
Joe Rogers, LHP	2012
<i>(College Baseball Insider)</i>	

DIV. II ALL-AMERICA

SECOND TEAM

Tim Foskett, OF	1983
<i>(ABCA/Rawlings)</i>	
Sam Swanger, P	1975
<i>(AACBC)</i>	

THIRD TEAM

Sam Nattile, OF	1982
<i>(ABCA/Rawlings)</i>	

DIV. I FRESHMAN ALL-AMERICA

FRESHMAN TEAM

Drew Faurot, SS	2023
<i>(Collegiate Baseball)</i>	
Andrew Sundean, C	2022
<i>(Collegiate Baseball)</i>	
Joe Sheridan, LHP	2017
<i>(Collegiate Baseball)</i>	
Rylan Thomas, 1B	2017
<i>(Collegiate Baseball)</i>	
Zac Favre, Relief	2013
<i>(Collegiate Baseball/Louisville Slugger)</i>	
Eric Skoglund, LHP	2012
<i>(Collegiate Baseball/Louisville Slugger)</i>	
Ryan Breen, C	2010
<i>(Collegiate Baseball/Louisville Slugger)</i>	
Joe Rogers, Relief	2010
<i>(Collegiate Baseball/Louisville Slugger)</i>	
Chris Taladay, 3B	2010
<i>(Collegiate Baseball/Louisville Slugger, Perfect Game, PING! Baseball)</i>	

Beau Taylor, C	2009
<i>(Collegiate Baseball/Louisville Slugger)</i>	
Taylor Meier, RHP	2004
<i>(Collegiate Baseball/Louisville Slugger)</i>	
Dee Brown, OF	2002
<i>(Collegiate Baseball/Louisville Slugger)</i>	
Clay Timpner, OF	2002
<i>(Collegiate Baseball/Louisville Slugger)</i>	
Jason Arnold, Relief	1998
<i>(Collegiate Baseball/Louisville Slugger)</i>	
Matt Bowser, 1B	1998
<i>(Collegiate Baseball/Louisville Slugger)</i>	
Mike Halperin, P	1992
<i>(Mizuno)</i>	

SECOND TEAM

Joe Sheridan, LHP	2017
<i>(Perfect Game/Rawlings)</i>	
Rylan Thomas, 1B/UT	2017
<i>1B (NCBWA, Perfect Game/Rawlings) UTIL (D1 Baseball)</i>	
Dee Brown, OF	2002
<i>(Baseball America)</i>	
Jason Arnold, Relief	1998
<i>(Baseball America)</i>	

THIRD TEAM

Beau Taylor, C	2009
<i>(PING! Baseball)</i>	

HONORABLE MENTION

Burt Clark, LHP	2001
<i>(Collegiate Baseball)</i>	
Paul Lubrano, LHP	2001
<i>(Collegiate Baseball)</i>	
Rich Wallace, DH	2000
<i>(Collegiate Baseball)</i>	

COLLEGIATE BASEBALL

PRESEASON ALL-AMERICA

Bryce Tucker, LHP	2017
-------------------	------

BASEBALL AMERICA

MIDSEASON ALL-AMERICA

Todd Bellhorn, P	1998
Justin Pope, RHP	2001
Jason Arnold, RHP	2001
Matt Fox, RHP	2004
D.J. Hicks, 1B	2012
Rylan Thomas, IF	2017

BASEBALL AMERICA MIDSEASON

FRESHMAN ALL-AMERICA

Clay Timpner, OF	2002
------------------	------

NATIONAL HITTER OF THE WEEK

D.J. Hicks, DH	4/25/2011
<i>(Collegiate Baseball)</i>	
Darnell Sweeney, IF	5/24/2010
<i>(Collegiate Baseball, Pro-Line Athletic NCBWA)</i>	
Shane Brown, IF	4/27/2009
<i>(Collegiate Baseball, Pro-Line Athletic NCBWA)</i>	
Matt Horwath, DH	5/1/2007
<i>(Pro-Line Cap/NCBWA)</i>	

COLLEGE BASEBALL INSIDER.COM

NATIONAL PLAYER OF THE WEEK

Shane Brown, IF	4/29/09
-----------------	---------

DIV. I ACADEMIC ALL-AMERICA

FIRST TEAM

Ryan Bear, 1B	2003
Chad Ehrnsberger, 2B	2001

SECOND TEAM

Matt Lubozynski, P	1997
--------------------	------

DIV. II ACADEMIC ALL-AMERICA

Mark Deglomine, IF	1981
Karl Hodges, P	1981
Tom Martin, P	1981

DIV. I ACADEMIC ALL-DISTRICT

TEAM (CSC/CoSIDA)

Dom Castellano, LHP	2023
Tom Josten, IF	2023
Nick Vieira, RHP	2023
Ryan Bear, IF	2003
David Mann, DH	2002

GOLDEN SPIKES AWARD FINALIST

Chris Duffy, OF	2010
Tim Barker, OF	1985

JOHNNY BENCH AWARD FINALIST

Beau Taylor, C	2011
Ryan Bono, C	2006
Drew Butera, C	2005

NCBWA DICK HOSWER TROPHY

SEMIFINALIST

D.J. Hicks, DH	2011
Chris Duffy, OF	2010

GREG OLSEN AWARD

SEMIFINALIST

Eric Skoglund, P	2014
------------------	------

REGIONAL AWARDS

ABCA ATLANTIC REGION COACH OF THE YEAR

Jay Bergman	1995
-------------	------

ABCA/RAWLINGS ALL-REGION

FIRST TEAM - SOUTHEAST

Ben McCabe, C	2023
---------------	------

FIRST TEAM - SOUTH

Zach Rodgers, RHP	2015
Tim Barker, OF	1985

SECOND TEAM - SOUTH

Dallas Beaver, C	2019
Robby Howell, P	2017

FIRST TEAM - ATLANTIC

Chris Duffy, OF	2010
Matt Fox, RHP	2004
Jason Arnold, RHP	2001
Chad Ehrnsberger, 2B	2001
Justin Pope, RHP	2001
Dustin Brisson, 1B	1999
Adam Johnson, OF	1995

SECOND TEAM - ATLANTIC

Dee Brown, OF	2005
Mark Batia, OF	1999
Todd Bellhorn, P	1998
Alex Morales, OF	1995

ALL-SOUTH REGION (DIV. II)

Tim Foskett, OF	1980
Sam Nattile, OF	1980
Warren Pickett, DH	1980
Frank Sumaczewicz, IF	1980
Jeff Rudolph, OF	1979
Cal Lingelbach, IF	1978
Jeff Rudolph, OF	1978
Hal Staats, OF	1978

CONFERENCE AWARDS

THE AMERICAN COACH OF THE YEAR

Greg Lovelady	2017
Terry Rooney	2014

THE AMERICAN

PITCHER OF THE YEAR

Robby Howell, RHP	2017
Eric Skoglund, RHP	2014

THE AMERICAN ROOKIE

POSITION PLAYER OF THE YEAR

Rylan Thomas, 1B	2017
------------------	------

THE AMERICAN ALL-CONFERENCE

FIRST TEAM

Ben McCabe, C	2023
Andrew Sundean, DH	2023
Connor Staine, P	2022
Ben Vespi, P	2022
*Jordan Rathbone, OF	2021
Matthew Mika, 2B	2019
Rylan Thomas, 1B	2018
Thad Ward, RHP	2018
Robby Howell, RHP	2017
Eli Putnam, RF	2017
Bryce Tucker, LHP	2017
Erik Barber, OF	2015
Dylan Moore, SS	2015
*Zach Rodgers, RHP	2015
Tommy Williams, 3B	2015
Eric Skoglund, RHP	2014
Tommy Williams, SS	2014

**Unanimous Selection*

SECOND TEAM

Gephry Pena, OF	2022
Andrew Sundean, C	2022
Josh Crouch, C	2021
Colton Gordon, LHP	2021
Gephry Pena, OF	2021
Ray Alejo, OF	2019
Grant Shuermann, LHP	2019
Ray Alejo, OF	2018
Dallas Beaver, UTIL	2018
Matthew Mika, 2B	2018
Tyler Osik, OF	2018
Matthew Mika, 2B	2017
Rylan Thomas, 1B	2017
Robby Howell, P	2016
Sam Tolleson, DH	2016
JoMarcos Woods, OF	2015
Dylan Moore, 2B	2014
Zach Rodgers, RHP	2014
Derrick Salberg, OF	2014
Sam Tolleson, 3B	2014
James Vasquez, 1B	2014

THIRD TEAM

Erik Barber, OF	2014
-----------------	------

FRESHMAN TEAM

*Drew Faurot, INF	2023
*Cameron Leiter, RHP	2023

**Unanimous Selection*

THE AMERICAN

ALL-TOURNAMENT TEAM

Ben McCabe, IF	2022
Josh Crouch, C	2021
Alex Freeland, IF	2021
Gephry Pena, OF	2021
Jordan Rathbone, OF	2021
Jordan Spicer, P	2019
James Vasquez, IF	2014

THE AMERICAN

PLAYER OF THE WEEK

Andrew Sundean, C	3/20/2023
Andrew Brait, 3B	2/27/2023
Tom Josten, 2B	5/16/2022
Michael Brooks, 3B	4/25/2022
Alex Freeland, INF	4/11/2022
Ben McCabe, 1B	4/4/2022
Ben McCabe, C	2/21/2022
Alex Freeland, INF	5/3/2021
Tyler Osik, 1B/C	3/18/2019
Tyler Osik, OF	4/16/2018
Tyler Osik, OF	3/12/2018
Kyle Marsh, LF	3/6/2017
Matthew Mika, OF/3B	2/22/2016
JoMarcos Woods, OF	3/2/2015
Kyle Marsh, INF/RHP	2/23/2015
Dylan Moore, INF	2/16/2015
James Vasquez, 1B	5/19/2014
Tommy Williams, SS	4/7/2014
Sam Tolleson, DH	3/24/2014



AWARD WINNERS (CONT.)
THE AMERICAN

PITCHER OF THE WEEK	
Dom Stagliano, RHP	2/20/2023
David Litchfield, RHP	5/16/2022
Ben Vespi, RHP	5/2/2022
Connor Staine, RHP	3/14/2022
Connor Staine, RHP	3/7/2022
Hunter Patteson, LHP	2/28/2022
David Litchfield, RHP	2/21/2022
AJ Jones, P	5/24/2021
Colton Gordon, P	4/19/2021
AJ Jones, P	3/1/2021
Chris Williams, P	4/8/2019
Chris Williams, P	3/4/2019
Chris Williams, P	5/21/2018
Thad Ward, P	5/7/2018
Cre Finrock, P	4/23/2018
Robby Howell, P	3/20/2017
Robby Howell, P	4/18/2016
Robby Howell, P	3/7/2016
Eric Skoglund, P	4/21/2014
Ryan Meyer, P	4/14/2014
Eric Skoglund, P	4/7/2014
Eric Skoglund, P	3/24/2014
Eric Skoglund, P	3/17/2014

THE AMERICAN

PRESEASON ALL-CONFERENCE	
Kyle Kramer, RHP	2023
Ben Vespi, RHP	2023
Alex Freeland, SS	2022
Tom Josten, DH	2022
Gephry Pena, OF	2022
Colton Gordon, P	2021
Jack Sinclair, Relief	2021
Dalton Wingo, OF	2020
Ray Alejo, OF	2019
*Chris Williams, P	2019
Matthew Mika, 2B	2018
Joe Sheridan, P	2018
*Bryce Tucker, Relief	2018
Rylan Thomas, 1B	2018
Cre Finrock, P	2016
Matt Diorio, DH	2015
Dylan Moore, 2B	2015
Zach Rodgers, P	2015
Bret Gordon, DH	2014

**Unanimous Selection*
THE AMERICAN

PRESEASON PLAYER OF THE YEAR	
Rylan Thomas, 1B	2018

THE AMERICAN - D1 BASEBALL

PRESEASON FRESHMAN OF THE YEAR	
Cameron Leiter, RHP	2023

C-USA PLAYER OF THE YEAR

Chris Taladay, C/IF	2013
---------------------	------

C-USA FRESHMAN OF THE YEAR

Chris Taladay, C/IF	2010
---------------------	------

C-USA PRESEASON

PLAYER OF THE YEAR	
D.J. Hicks, 1B/RHP	2012

C-USA PRESEASON

PITCHER OF THE YEAR	
Tim Bascom, RHP	2006

C-USA ALL-CONFERENCE

FIRST TEAM	
Erik Hempe, OF	2013
Chris Taladay, IF	2013
D.J. Hicks, 1B	2012
Joe Rogers, Relief	2012
Jonathan Griffin, IF	2011
Shane Brown, OF	2010
Chris Duffy, OF	2010
Kiko Vazquez, 1B	2007
Tim Bascom, RHP	2006

SECOND TEAM

Ben Lively, RHP	2013
Alex Friedrich, OF	2012
Ben Lively, RHP	2012
Ronnie Richardson, OF	2012
Travis Shreve, IF	2012
D.J. Hicks, DH/UTIL	2011
Shane Brown, IF	2009
Brandon Romans, OF	2009
Colin Arnold, OF	2008
Tyson Auer, OF	2007

FRESHMAN TEAM

Zac Favre, RHP	2013
Eric Skoglund, LHP	2012
Ben Lively, RHP	2011
Joe Rogers, LHP	2010
Darnell Sweeney, SS	2010
Chris Taladay, 3B	2010
D.J. Hicks, DH/UTIL	2009
Beau Taylor, C	2009
Chris Duffy, 3B	2007
Dave DiNatale, OF	2006
Mitch Houck, LHP	2006

C-USA ALL-TOURNAMENT TEAM

Jonathan Griffin, IF	2011
D.J. Hicks, DH	2011
Jaeger Good, RHP	2007

C-USA HITTER OF THE WEEK

Parker Webster	3/25/2013
James Vasquez	2/25/2013
Travis Shreve	4/23/2012
Darnell Sweeney	4/2/2012
Beau Taylor	5/16/2011
D.J. Hicks	4/25/2011
Darnell Sweeney	2/28/2011
Darnell Sweeney	5/23/2010
Beau Taylor	2/22/2010
Shane Brown	4/27/2009
Dwayne Bailey	2/25/2008
Matt Horwath	4/30/2007
Tyson Auer	3/19/2007
Kiko Vazquez	3/12/2007
Tyson Auer	4/3/2006
Dave DiNatale	3/20/2006

C-USA PITCHER OF THE WEEK

Ben Lively	5/19/2013
Zac Favre	3/18/2013
Caleb Graham	5/11/2010
Kyle Sweat	4/16/2007
Tim Bascom	4/10/2006

2009 PotW Not Available
TRANS ATLANTIC

PLAYER OF THE YEAR	
Justin Pope, RHP	2001

ATLANTIC SUN

PITCHER OF THE YEAR	
Matt Fox, RHP	2004

ATLANTIC SUN

FRESHMAN OF THE YEAR	
Dee Brown, OF	2002

ATLANTIC SUN

COACH OF THE YEAR	
Jay Bergman	2001-02, 04

ATLANTIC SUN/TAAC

ALL-CONFERENCE FIRST TEAM	
Tim Bascom, RHP	2005
Dee Brown, OF	2005
Kyle Bono, RHP	2004
Dee Brown, OF	2004
Matt Fox, RHP	2004

Clay Timpner, OF	2004
Ryan Bear, OF	2003
Dee Brown, OF	2002
Mike Myers, SS	2002
Chad Ehrnsberger, 3B	2001
Jeremy Kurella, SS	2001
Justin Pope, RHP	2001
Jason Arnold, RHP	2001
Matt Bowser, 1B	2000
Dustin Brisson, 3B	2000
Jason Arnold, Relief	2000
Jason Arnold, Relief	1999
Dustin Brisson, 1B	1999
Matt Bowser, OF	1999
Jason Arnold, Relief	1998
Todd Bellhorn, RHP	1998
Eric Riggs, SS	1998
Adam Johnson, OF	1995
Jay Veniard, P	1995
Alex Morales, OF	1994
Jason Schlutt, Relief	1993

SECOND TEAM

Drew Butera, C	2005
John-Michael Howell, IF	2005
Chandler Rose, IF	2004
David Mann, DH	2002
Mark Michael, RHP	2002
Mike Fox, 2B	2001
Jeremy Frost, C	2001
Mark Batia, OF	2000
Casey Kennedy, P	2000
Mike Myers, SS	1999
Tim Boeth, 2B	1999
Adam Johnson, OF	1996
Scott Loubier, DH	1996
Craig Cozart, P	1995
Brad King, DH	1995
Tony Marrillia, OF	1995
Todd Tocco, 1B	1995
Alex Morales, OF	1994
Gabby Angulo, IF	1993

THIRD TEAM

Mike Fox, 2B	2000
Justin Pope, P	2000
Rich Wallace, DH	2000
David Rankin, P	1999
Brent Spooner, C	1999
Tim Boeth, 2B	1998
Matt Bowser, 1B	1998
Dustin Brisson, 3B	1998
Will Croud, OF	1997
Todd Bellhorn, DH	1997
Matt Lubozynski, P	1996
Brad King, C	1996
Gregg Pacitti, 1B	1996

ALL-FRESHMAN TEAM

Tyson Auer	2005
Taylor Meier	2004
Matt Ray	2004
Kyle Bono	2003
Drew Butera	2003
Dave Lambert	2003
Dee Brown	2002
Clay Timpner	2002
Paul Lubrano	2001

ATLANTIC SUN/TRANS ATLANTIC TOURNAMENT MVP

Mike Myers, IF	2002
Jeremy Kurella, IF	2001
Gregg Pacitti, OF	1997
Todd Tocco, IF	1995
Tony Marrillia, OF	1993

ATLANTIC SUN/TRANS ATLANTIC ALL-TOURNAMENT TEAM

Drew Butera, C	2004-05
Matt Ray, IF	2004-05
Dee Brown, OF	2004

Ty Hanson, IF	2002
Clay Timpner, OF	2002
Justin Pope, RHP	2001-02
Mike Myers, IF	2001-02
Von David Stertzbach, RHP	2001-02
Jason Arnold, RHP	2001
Burt Clark, LHP	2001
Chad Ehrnsberger, IF	2001
Mike Fox, IF	2001
Jeremy Kurella, IF	2001
Darryl Stephens, OF	1999
Tim Boeth, IF	1998
Dustin Brisson, IF	1998
Todd Bellhorn, OF	1997
Erik Johnson, IF	1997
Gregg Pacitti, OF	1997
Eric Riggs, IF	1997
Patrick Williamson, IF	1997
Bryan Bruce, IF	1996-97
Brad King, C	1996
Scott Loubier, DH	1996
Marco Ramirez, P	1996
Rookie Gage, 2B	1995
Andy Moser, 3B	1995
Tony Marrillia, OF	1993, 1995
Alex Morales, OF	1993, 1995
Todd Tocco, 1B	1993, 1995
Jason Schlutt, P	1993

ATLANTIC SUN/TAAC PLAYER OF THE WEEK

Dee Brown	3/14/2005
Ryan Bono	5/3/2004
Dee Brown	4/5/2004
Dee Brown	3/1/2004
Dave Lambert	5/5/2003
Adam Miller	5/20/2002
Jason Graham	5/6/2002
Dee Brown	4/15/2002
Dee Brown	4/2/2002
Chad Ehrnsberger	5/14/2001
Chad Ehrnsberger	4/9/2001
Dustin Brisson	2/28/2000
Dustin Brisson	3/22/1999
Eric Riggs	5/11/1998
Eric Riggs	4/14/1998
Scott Loubier	4/30/1996
Frank Fucile	4/16/1996
Brad King	4/2/1996

ATLANTIC SUN/TAAC PITCHER OF THE WEEK

Mike Billek	4/18/2005
Tim Bascom	3/7/2005
Matt Fox	5/24/2004
Kyle Bono	5/10/2004
Darren Newlin	4/19/2004
Kyle Bono	3/29/2004
Matt Fox	3/22/2004
Kyle Bono	3/25/2004
Matt Fox	3/1/2004
Tim Bascom	2/16/2004
Taylor Cobb	2/24/2003
Von David Stertzbach	5/20/2002
Justin Pope	4/15/2001
Justin Pope	3/19/2001
Justin Pope	3/12/2001
Justin Pope	2/26/2001
Brad Busbin	2/12/2001
Jason Arnold	2/5/2001
Casey Kennedy	2/7/2000
Jason Arnold	5/3/1999
Justin Pope	4/19/1999
Todd Bellhorn	2/17/1998
Mike Maroth	4/29/1997
Marco Ramirez	3/11/1997

ALL-SUNSHINE STATE CONFERENCE FIRST TEAM

Tim Foskett, OF	1983
Sam Nattile, OF	1982

AWARD WINNERS (CONT.)

ALL-NCAA REGIONAL		Trent Taylor	2020-22 (3)	C-USA ALL-ACADEMIC	Mitch Herold	2006-07 (2)	
COLUMBIA REGIONAL		Riley Wash	2022	Parker Webster	Matt Horwath	2006-07 (2)	
Mike Fox, 3B	2001	Matt Archer	2020-21 (2)	Derek Luciano	2011	Steve Stropp	2006-07 (2)
Greg Good, 1B	2001	Colin Flynn	2021	Kiko Vazquez	2009	Taylor Cobb	2006
Andy Johnson, DH	2001	Colton Gordon	2020-21 (2)	Colin Arnold	2008	Jon Cooper	2006
		A.J. Jones	2021	Mitch Houck	2008	Dave DiNatale	2006
		Elijah McCormack	2021	Matt Horwath	2007	Danny Kash	2006
TALLAHASSEE REGIONAL		Keegan Pulford-Thorpe	2020-21 (2)	Kiko Vazquez	2007	Dave Lambert	2006
D.J. Hicks, 1B	2012	Jordan Rathbone	2021			Ryan Williams	2006
Ronnie Richardson, OF	2012	Kenny Serwa	2021	C-USA ACADEMIC HONOR ROLL			
Darnell Sweeney, SS	2012	Jack Sinclair	2018-21 (4)	Brian Adkins	2010-13 (4)	C-USA ACADEMIC MEDAL	
Jonathan Griffin, 1B	2011	Connor Allen	2019-20 (2)	Ryan Breen	2012-13 (2)	Nick Cicio	2010-11 (2)
D.J. Hicks, DH	2011	Jakob Runnels	2020	Gregg Cooke	2010-13 (4)	Jeff Dally	2011
Marshall Bernhard, 3B	2004	Trevor Holloway	2019-20 (2)	Dale Irving	2012-13 (2)	Gil Gomez	2009
Dee Brown, OF	2004	William McKay	2020	Austin Johnston	2010-11, 13 (3)	Austin Smith	2009
Drew Butera, C	2004	Ryan Saltonstall	2020	Ben Lively	2011-13 (3)	Colin Arnold	2008
Matt Fox, RHP	2004	Joe Sheridan	2018, 20 (2)	Jeremy Matos	2012-13 (2)	Matt Manning	2008
Kevin Richmond, DH	2004	Jaylyn Whitehead	2018-20 (3)	Tyler Martin	2013	Nick Choto	2007
Bo Hall, RHP	2002	Dallas Beaver	2018-19 (2)	Alex Milne	2013	Tyler Bunnell	2006
		Griffin Bernardo	2018-19 (2)	Jimmy Reed	2012-13 (2)	Kiko Vazquez	2006
OLIVE GARDEN CLASSIC		Pedro Castellano	2019	Chris Taladay	2010-13 (4)		
ALL-TOURNAMENT		Thomas Cheshareck	2019	Parker Webster	2013	UCF HALL OF FAME	
Matt Bowser, LF	1999	Ty Crittenberger	2019	Eric Barber	2012	Kyle Bono	2003-04
Bill Oakley, 3B	1999	Luis Ferrer	2018-19 (2)	Bryan Brown	2009-12 (4)	<i>HOF Class of 2023</i>	
David Rankin, P	1999	Anthony George	2017-19 (3)	Matt Collins	2012	Drew Butera	2003-05
Will Croud, OF	1998	Zach Hesel	2019	Chase Darhower	2012	<i>HOF Class of 2019</i>	
Matt Lubozynski, P	1998	Kyle Kemp	2019	Ray Hanson	2012	Dee Brown	2002-05
Eric Riggs, 2B	1997-98	Jamarcus Lyons	2019	Alex Friedrich	2009-12 (4)	<i>HOF Class of 2015</i>	
Brad King, C	1996	Matt Mika	2018-19 (2)	Harrison Hukari	2012	Justin Pope	1999-01
Adam Johnson, OF	1995-96	Chandler Robertson	2018-19 (2)	Chris Matulis	2012	<i>HOF Class of 2013</i>	
Chad Sheffer, SS	1995	Grant Schuermann	2019	Ryan Meyer	2012	Chad Mottola	1990-92
Matt Wallace, C	1994	Jordan Spicer	2019	Travis Shreve	2011-12 (2)	<i>HOF Class of 2008</i>	
Eric Golden, 2B	1992	Ramon Alejo	2018	Eric Skoglund	2012	Jason Arnold	1998-2001
Ty Lynch, DH	1992	Cre Finrock	2016-18 (3)	Ethan Smith	2012	<i>HOF Class of 2006</i>	
Chip Hummel, SS	1991	Jeffrey Hakanson	2018	James Vasquez	2012	Tim Foskett	1980-83
Marc LeClerc, DH	1990	Logan Heiser	2015-18 (4)	Trevor Berry	2011	<i>HOF Class of 2002</i>	
Ernest Martinez, 3B	1990	Eric Hepple	2018	Alex Besaw	2010-11 (2)	Cal Lingelbach	1973-78 (BSB/MBB)
Chad Mottola, OF	1990	Brandon Hernandez	2018	J.M. Blake	2010-11 (2)	<i>HOF Class of 2001</i>	
		Michael Higgins	2018	Chasen Bradford	2011	Tim Barker	1984-85
DISNEY/ACC BLAST		Nicholas McCoy	2018	Nick Cicio	2010-11 (2)		
ALL-TOURNAMENT		Tyler Osik	2018	Jeff Dally	2011		
Casey Kennedy, P	2000	David Phrathep	2016, 18 (2)	Erik Hempe	2011		
Ivan Trujillo, OF	2000	Adams Torres	2018	Derek Luciano	2010-11 (2)		
		Bryce Tucker	2018	Ronnie Richardson	2010-11 (2)		
		Brody Wofford	2018	Joe Rogers	2010-11 (2)		
ACADEMIC AWARDS		Max Wood	2018	Johnny Sedlock	2010-11 (2)		
THE AMERICAN ALL-ACADEMIC		Ryan Crille	2017	Shane Brown	2007, 10 (2)		
Zack Austin	2023	Drew Faintich	2014-17 (4)	Anthony Caronia	2010		
Andrew Brait	2020-23 (4)	Luke Hamblin	2017	Matt Goodyear	2007, 10		
Dom Castellano	2022-23 (2)	Robby Howell	2014-17 (4)	D.J. Hicks	2009-10 (2)		
Matt Cedarburg	2023	Josh Moser	2015, 17 (2)	Jake Huxtable	2009-10 (2)		
Zach Chappell	2023	Bryce Peterson	2017	Matt Manning	2008-10 (3)		
Cameron Crain	2022-23 (2)	Juan Pimentel	2016-17 (2)	Scott Robinson	2010		
Ruddy Gomez	2022-23 (2)	Elijah Putnam	2016-17 (2)	Keith Simon	2009-10 (2)		
Brandon Gonsalves	2023	Andy Rholoff	2017	Kevin Vasquez	2010		
Tom Josten	2020-23 (4)	Jordan Scheftz	2017	Cory Weech	2008-10 (3)		
Kyle Kramer	2022-23 (2)	Campbell Scholl	2016-17 (2)	Colin Arnold	2008-09 (2)		
Nolan Lepkoske	2020-23 (4)	Trent Thompson	2016-17 (2)	Nick Choto	2007-09 (3)		
Ben McCabe	2019-23 (5)	Dillon Turney	2017	Brennan Dobbins	2008-09 (2)		
Logan O'Donnell	2023	Ryan Crile	2016	Anthony Figliolia	2009		
Riley Parker	2023	Samuel Crocker	2016	Gil Gomez	2009		
Greg Pettay	2023	Matt Diorio	2014-16 (3)	Caleb Graham	2008-09 (2)		
John Rhys Plumlee	2023	Harrison Hukari	2015-16 (2)	Chadd Hartman	2006-09 (4)		
Kyle Rossy	2023	Bradley Rowley	2016	Kyle Mills	2008-09 (2)		
Cole Russo	2022-23 (2)	Eugene Vazquez	2015-16 (2)	Jordan Rasinski	2009		
Kris Sosnowski	2022-23 (2)	Erik Barber	2015	Josh Siebenaler	2008-09 (2)		
Andrew Sundean	2023	Dalton Duty	2015	Austin Smith	2009		
Ryan Taylor	2022-23 (2)	Tyler Hayden	2014-15 (2)	Kyle Sweat	2008-09 (2)		
Ben Vespi	2021-23 (3)	Joseph Marotta	2015	Beau Taylor	2009		
Nick Vieira	2021-23 (3)	Dylan Moore	2015	Kiko Vazquez	2006-09 (4)		
Jason Ambos	2022	Brooks Morgan	2014-15 (2)	Justin Weiss	2009		
Lex Boedicker	2022	Tanner Olson	2015	B.J. Zimmerman	2009		
Michael Brooks	2022	Zach Rodgers	2015	Stephen Branca	2008		
Cylis Cox	2022	Derrick Salberg	2015	Paul Cinder	2008		
Alex Freeland	2021-22 (2)	Sam Tolleson	2014-15 (2)	Carmine Giardina	2007-08 (2)		
Zack Hunsicker	2019, 21-22 (3)	JoMarcos Woods	2015	Mitch Houck	2007-08 (2)		
David Litchfield	2018-22 (5)	Brett Gordon	2014	Matt Lambert	2006-08 (3)		
John Montes	2021-22 (2)	Tyler Martin	2014	Ryan Richardson	2007-08 (2)		
Brogan Napier	2022	Nathan Morris	2014	Bryan Bennett	2006-07 (2)		
Hunter Patteson	2020-22 (3)	Kyle Perkins	2014	D.J. Bissell	2007		
Gephry Pena	2019-22 (4)	Chad Whiteaker	2014	Brett Bordwine	2007		
Nick Romano	2022			Tyler Bunnell	2006-07 (2)		
Ben Rushing	2019-20, 22 (3)						
Connor Staine	2022						



ALL-TIME ROSTER

A		Dustin Brisson	1997-00	Danny Davis	2013	Jaxon Goldberg	2024-pres.	Bridger Hunt	2004
Rick Abel	1984-85, 87	Terry Broderick	1984	Spencer Davis	2013-15	Eric Golden	1991-94	Brad Hurd	1976
Derek Abriola	2004-07	Brian Brooks	2004-07	Rick Dawkins	1973	Steve Golden	1994-96	Jake Huxtable	2009
Rodney Adair	1977	Michael Brooks	2022	Joe Dawson	1984-85	Brian Gomes	1994-97	Rick Hyatt	1977-78
Brian Adkins	2010-13	Tom Brosche	1975-76	Mark Deglomine	1980-83	Gil Gomez	2009		
Todd Affricano	1990-91	Bryan Brown	2009-12	Randy Delgatti	1980	Ruddy Gomez	2022-23		
Carlos Agurto	1988-89	Chris Brown	2001	Andrew Deramo	2016	Brandon Gonsalves	2023		
Brian Ahern	1987-89	Dee Brown	2002-05	Owen Dew	2010	Abe Gonzalez	2020	I	
Ray Alejo	2017-2019	Kelly Brown	1988-91	Buddy DeWitt	1977	J.J. Gonzalez	2001	Jay Isler	1975-76
Ryan Alkire	1992-93	Larry Brown	1973	Matt Diorio	2014-18	Greg Good	2000-01		
Cody Allen	2008	Russ Brown	1985	Dave DiNatale	2006	Jaeger Good	2006-07, 09	J	
Russ Allen	1973	Sandy Brown	1978-79	Danny Dixon	2014	Matt Goodyear	2010	Keith Jackson	1988
Connor Allen	2019-21	Shane Brown	2007-10	Brennan Dobbins	2008-11	Bret Gordon	2013-14	Tory Jacobson	1991-92
Henry Alos	1984	Bryan Bruce	1993-94, 96-97	Jaime Douglas	2003-04	Kevin Gordon	1997-98	Chris Jarmuz	1979-80
Travis Alston	1995	Joe Buccheri	1997	Dave Draper	1973-74	Caleb Graham	2008-09	Tony Johns	1980
Jason Ambos	2022	William Buckley	1987	Chris Duffy	2007-10	Colton Gordon	2020-21	Adam Johnson	1994-96
Joe Amman	1994	Tyler Bunnell	2006	Dalton Duty	2014-15	Nick Gottilla	2020-21	Andy Johnson	1999-01
Matt Amman	1993-94	Brad Busbin	2001-02			Chuck Graham	1988-89	Erik Johnson	1996-98
Brad Anderson	1992	Drew Butera	2003-05			Jason Graham	2000-02	Harry Johnson	1976
Tim Anderson	1981	Craig Butler	1974-75	E		Todd Grande	1990-91	Jeff Johnson	1987-88
Gabby Angulo	1991-93	Dave Butterfield	1984	Grant Eckard	1996	Bryan Granino	2003	Randy Johnson	1981
Kiki Antonini	1991-92			Stan Edge	1974, 76	Brian Greif	1990	Austin Johnston	2010, 13
Mike Aranda	2000			Gary Edwards	1977	Austin Griffin	2016-17	Andrew (A.J) Jones	2021
Matt Archer	2020-21	C		Chad Ehrnsberger	2001	Jonathan Griffin	2010-11	William Jones	1979-82
Colin Arnold	2008-09	Dave Cable	1984-85	Adrian Ellis	1995	Brian Griggs	2008	Mike Josephina	1989-91
Jason Arnold	1998-01	Anthony Calabro	2024-pres.	Bill Emmons	1976	John Groth	1984-85	Tom Josten	2020-23
Reggie Arrington	1981	B.J. Calapa	1994	Eric English	2007	Dave Guido	1973	William Julio	1982
Tyson Auer	2005-08	Braden Calise	2024-pres.	Luis Escobar	1974	Gus Guilbert	1980		
Zack Austin	2023	Troy Campbell	1992	Andrew Estrella	2024-pres.			K	
		Nick Campobosso	1987-88					Eric Kallstrom	2006-09
		Vince Cangelosi	1985	F				Danny Kash	2006
		Adrian Cardenas	1996-97	Drew Faintich	2014-17	Eric Hagstrom	1992-93	Scott Keller	1998-99
		Scott Carmichael	2001	Bruce Faison	1983	Jeffrey Hakanson	2018-2020	David Kelly	1999
		Paul Caropreso	1992	Drew Fautrot	2023	Richard Halecky	1997	Jeff Kelly	1976
		Mike Carpenter	1984	Zac Favre	2013-14	Bo Hall	2002	Kyle Kemp	2019
		Nick Carrillo	2012	Derek Feltner	1985-86	Mike Halperin	1992-94	Robert Kendall	1985-86
		Danny Casey	1982-83	Josh Fernald	2024-pres.	Luke Halpin	1979-81	Casey Kennedy	2000
		Gregg Castaldo	1991-92	Mike Ferrell	1973	Bill Hamblin	2016-17	Ron Kerner	1973
		Dominic Castellano	2022-pres.	Mickey Ferrell	1977	Ray Hanson	2011-12	Brad King	1994-96
		Pedro Castellano	2019	Luis Ferrer	2018-2019	Ty Hanson	2001-02	Dylan King	2024-pres.
		Matt Cedarburg	2023-pres.	Anthony Figliolia	2009	Steve Hargest	1974	Tom King	1979-82
		Chase Centala	2022-pres.	Cre Finfrock	2015-18	PJ Harris	2016	Bobby Kiser	1987-90
		Justin Cerrato	2001-02	Jim Finnican	1977-78	Wiley Hartley	2024-pres.	Mikey Kluska	2024-pres.
		Lamar Chandler	1985-86	Carsten Finnvoid	2024-pres.	Chadd Hartman	2006-09	Sammy Kocol	1997
		Zach Chappell	2023	David Fischer	1991	Jim Hawkins	1980-81, 83	Odie Koehnke	1984-87
		Tom Cheshareck	2019	Jim Fitzgerald	1976-78	Tyler Hayden	2014-17	Randy Kotchman	1989
		Nick Choto	2007, 09	Colin Flynn	2021	Ryan Hearrell	1994	Tyler Kozera	2024-pres.
		Nick Cicio	2010-11	John Flynn	1978, 81-83	Logan Heiser	2015-18	Nathan Kragt	2002-03
		Michael Cimilluca	1993	Jose Fontanez	1981	Laurence Heisler	1990-91	Kyle Kramer	2022-pres.
		Burt Clark	2001-04	John Foran	1994-95	Travis Held	1997-98	Jeremy Kurella	2001
		James Clark	1995-96	Tim Ford	2002-05	Zack Helsel	2019-2020		
		Kevin Crist	1977	Tom Foksett	1980-83	Erik Hempe	2011, 13	L	
		Taylor Cobb	2002-03, 05-06	Matt Fox	2002-04	Jon Henry	1990	Matt LaFleur	2004
		Marty Coffey	1986	Mike Fox	1998-01	Eric Hepple	2015-18	Jeff Lagos	1988-89
		Russ Colberg	1976	Tommy Foy	1980-83	Brandon Hernandez	2018-2019	Dave Lambert	2003-06
		Chris Colella	2001	Pat Frawley	1999	Mitch Herold	2006-08	Matt Lambert	2006-07
		Matt Collins	2011-12	Charlie Frazier	1985-88	Gary Hiatt	1979	Gary Landrum	1974
		Jeff Colton	1985-86	Alex Freeland	2021-2022	D.J. Hicks	2009, 2011-12	Jeff Lane	1989-90
		Matt Comerford	1996-97	Brian Freeland	1998-00, 02	Michael Higgins	2017-18	Robert Lara	2008
		Jeff Cooper	1997	Alex Friedrich	2010-12	David Hodges	1983-84	Stewart Laroche	1973
		Jon Conner	2003-04	Jeremy Frost	1999-02	Karl Hodges	1979-82	Bill Larsen	1973-74
		Jake Corso	2016	Frank Fucile	1993-94, 96-97	Randy Hodges	1981	Anthony Laszaic	1988-92
		Tom Costello	1977-78			O.T. Holden	1982-84	Curtis Latzo	1988-89
		Cylis Cox	2022	G		Jeff Holland	1987-88	Chris Law	1991
		George Cox	2001-02	Rookie Gage	1994-95	Trevor Holloway	2019-2020	Rich Lawrence	1993-95
		Craig Cozart	1993-96	Ryan Gainsford	1999	Bryan Holzworth	1984-85	Brent Laycock	1983-84
		Jeff Craft	1985	Alex Galvan	2024-pres.	Marty Horan	1980	Mark LeClerc	1990
		Cameron Crain	2022-pres.	Alex Garcia	1992-93	Charlie Horne	1974	P.J. Lehmann	2003
		Ryan Crile	2016-17	Eddy Garcia	1992-93	Jim Horvath	1973-76	Cameron Leiter	2023
		Ty Crittenberger	2019	Wayne Gardner	1979-82	Matt Horwath	2005-07	Nolan Lepkoske	2019-2023
		Sam Crocker	2016	Shane Garrett	1998	Mitch Houck	2006-08	Nate Lienard	1997
		Jim Crone	1987-90	Mel Gattis	1974-75	Alan Howe	1988	Cal Lingelbach	1974, 76, 78
		Josh Crouch	2020-pres.	Pete Gavillan	1999-00	Kenny Howe	1982-83	David Litchfield	2018-2022
		Will Croud	1997-98	Gary Gawrych	1983	John-Michael Howell	2005	Albert Little	1994
		Steve Crutcher	1974-75	Kam Gellinger	2014-17	Robby Howell	2014-17	Ben Lively	2011-13
		Raul Cruz	2000	Anthony George	2016-2019	Charlie Hrabovsky	1990	Rett Locke	1981
				Cesar Geronimo	1994	Curran Hubbard	1984-85	Carmen Lombardo	1986
				Carmine Giaradina	2007-08	Pat Hubbard	1990-91	Ramon Lopez	1976-77
				Bob Gierke	1984	Austin Hudson	2007-09	Matt Loubiez	1993-96
				Sheldon Gill	1993	Brian Huie	1990-92	Matt Lubozynski	1995-98
				Rob Gladwin	1994-95	Harrison Hukari	2012-16	Paul Lubrano	2001-02
				David Goins	1988-89	Chip Hummel	1990-91	Derek Luciano	2010-11
						Zack Hunsicker	2019-2022	Chad Luensmann	2020

UCF & THE MLB DRAFT

TOTAL DRAFT PICKS		2005		1989				
2023	1	Mike Billek, RHP	3rd Rd., 108, Cubs	Brian Ahern, RHP	5th Rd., 125, Royals			
Ben McCabe, C	9th Rd., 262, Rockies	^Drew Butera, C	5th Rd., 149, Mets	Rich Polak, RHP	20th Rd., 517, Yankees			
2022	3	John-Michael Howell, OF	9th Rd., 264, Nationals	1986	2			
Alex Freeland, INF	3rd Rd., 105, Dodgers	Dee Brown, OF	10th Rd., 294, Nationals	Tom Novak, RHP	10th Rd., 254, Reds			
Hunter Patteson, LHP	5th Rd., 145, Royals	Darren Newlin, RHP	17th Rd., 511, Pirates	Scott McHugh, 3B	20th Rd., 512, Expos			
Connor Staine, RHP	5th Rd., 146, Rockies	Marshall Bernhard, INF	26th Rd., 776, Blue Jays	1985	2			
2021	3	*Taylor Cobb, RHP	42nd Rd., 1255, Devil Rays	Tim Barker, INF	12th Rd., 296, Expos			
Colton Gordon, LHP	8th Rd., 238, Astros	2004	4	Kenneth Wright, RHP	32nd Rd., 787, Twins			
Josh Crouch, C	11th Rd., 315, Tigers	^Matt Fox, RHP	1st-s Rd., 35, Twins	1983	1			
Jack Sinclair, RHP	16th Rd., 473, Nationals	^Clay Timpner, OF	4th Rd., 130, Giants	Jeff O'Dell, OF	12th Rd., 305, White Sox			
2020 (draft shortened due to COVID-19 pandemic)	1	Zach Sutton, RHP	8th Rd., 245, Red Sox	1982	1			
Jeffrey Hakanson, RHP	5th Rd., 155, Rays	David Torres, RHP	26th Rd., 773, Angels	Sam Nattile, 3B	6th Rd., 150, Red Sox			
2019	3	2003	3	1979	1			
Jordan Spicer, RHP	24th Rd., 729, Rockies	Von Stertzbach, RHP	9th Rd., 270, Angels	Jeff Rudolph, INF	25th Rd., 642, Yankees			
Garrett Westberg, RHP	26th Rd., 786, Mariners	Ryan Bear, OF	30th Rd., 893, Marlins	^ - Reached the MLB * - Returned to school/did not sign				
Tyler Osik, INF	27th Rd., 800, White Sox	David Torres, RHP	47th Rd., 1386, Mets	DRAFT PICKS BY THE NUMBERS				
2018	6	2002	6	BY ROUND	BY ORGANIZATION			
^Thad Ward, RHP	5th Rd., 160, Red Sox	Jeremy Frost, C	10th Rd., 289, Brewers	1st	4 23rd	2	Angels	9
J.J. Montgomery, RHP	7th Rd., 205, Orioles	Jason Graham, RHP	14th Rd., 410, Tigers	2nd	1 24th	2	Astros	1
Bryce Tucker, LHP	14th Rd., 406, Giants	*Bo Hall, RHP	19th Rd., 559, Brewers	3rd	5 25th	2	Athletics	2
Ryan Thomas, INF	26th Rd., 769, Reds	George Cox, C	20th Rd., 586, Orioles	4th	4 26th	6	Blue Jays	6
Eric Hepple, RHP	27th Rd., 816, Rockies	Zach Sutton, RHP	22nd Rd., 646, Orioles	5th	10 27th	4	Braves	2
Cre Finck, RHP	29th Rd., 866, Blue Jays	Brad Busbin, RHP	27th Rd., 809, Phillies	6th	2 28th	1	Brewers	3
2017	4	2001	4	7th	5 29th	6	Cardinals	6
Jason Bahr, RHP	5th Rd., 156, Padres	Justin Pope, RHP	1st Rd., 28, Cardinals	8th	3 30th	2	Cubs	3
Robby Howell, RHP	10th Rd., 287, Reds	Jason Arnold, RHP	2nd Rd., 63, Yankees	9th	5 31st	2	Diamondbacks	2
Jordan Scheftz, RHP	23rd Rd., 702, Indians	*Jeremy Kurella, INF	29th Rd., 860, Phillies	10th	6 32nd	1	Dodgers	4
Andy Rohloff, RHP	37th Rd., 1116, Giants	Mike Fox, INF	50th Rd., 1483, Cardinals	11th	3 33rd	1	Giants	7
2016	2	2000	5	12th	3 35th	1	Indians	2
Matt Diorio, OF	16th Rd., 495, Pirates	Matt Bowser, OF	11th Rd., 330, Athletics	13th	1 36th	1	Mariners	3
Andrew Deramo, RHP	29th Rd., 882, Blue Jays	Dustin Brisson, INF	15th Rd., 452, Red Sox	14th	3 37th	3	Marlins	1
2015	3	*Jason Arnold, RHP	16th Rd., 483, Reds	15th	2 40th	1	Mets	6
^Dylan Moore, INF	7th Rd., 198, Rangers	Casey Kennedy, RHP	18th Rd., 537, Dodgers	16th	4 42nd	3	Nationals/Expos	5
James Vasquez, INF	25th Rd., 745, Reds	*Dan Stillman, RHP	47th Rd., 1378, Angels	17th	4 43rd	1	Orioles	5
Mitchell Tripp, RHP	36th Rd., 1075, Reds	1999	4	18th	2 44th	1	Padres	6
2014	1	Brent Spooner, C	12th Rd., 372, Cardinals	19th	3 47th	3	Phillies	3
*Eric Skoglund, LHP	3rd Rd., 92, Royals	*Dustin Brisson, INF	24th Rd., 736, Mets	20th	4 50th	1	Pirates	4
2013	1	Tim Boeth, INF	33rd Rd., 1001, Angels	21st	4 55th	1	Rangers	1
*Ben Lively, RHP	4th Rd., 135, Reds	Troy Satterfield, LHP	37th Rd., 1112, Pirates	22nd	1		Rays/Devil Rays	2
2012	6	1998	10				Red Sox	6
Joe Rogers, LHP	5th Rd., 184, Tigers	^Mike Maroth, LHP	3rd Rd., 85, Red Sox				Reds	9
Roman Madrid, RHP	7th Rd., 225, Padres	Kevin Gordon, RHP	3rd Rd., 90, Rockies				Rockies	7
^Darnell Sweeney, INF	13th Rd., 416, Dodgers	Eric Riggs, INF	4th Rd., 126, Dodgers				Royals	3
Ronnie Richardson, OF	16th Rd., 495, Padres	Todd Bellhorn, LHP	9th Rd., 274, Mets				Tigers	4
D.J. Hicks, INF	17th Rd., 520, Twins	^Esix Snead, OF	18th Rd., 528, Cardinals				Twins	5
Matt Collins, RHP	37th Rd., 1137, Angels	Travis Held, RHP	19th Rd., 558, Cardinals				White Sox	3
2011	7	Erik Johnson, C	21st Rd., 630, Rockies				Yankees	5
^Beau Taylor, C	5th Rd., 166, Athletics	Lester Victoria, LHP	29th Rd., 859, Twins					
^Danny Winkler, RHP	20th Rd., 618, Rockies	Will Croud, OF	40th Rd., 1201, Angels					
Jon Griffin, INF	21st Rd., 634, Diamondbacks	Matt Lubozynski, LHP	42nd Rd., 1261, Angels					
*Chris Matulis, LHP	29th Rd., 890, Cardinals	1997	1					
*Ronnie Richardson, OF	31st Rd., 939, Cubs	*Todd Bellhorn, LHP	9th Rd., 268, Giants					
^Chasen Bradford, RHP	35th Rd., 1062, Mets	1996	3					
Derek Luciano, INF	44th Rd., 1324, Diamondbacks	Brad King, C	17th Rd., 459, Cubs					
2010	3	Craig Cozart, RHP	28th Rd., 822, Giants					
Owen Dew, RHP	21st Rd., 630, Indians	Adam Johnson, LF	55th Rd., 1543, Braves					
Shane Brown, OF	23rd Rd., 715, Yankees	1995	7					
Chris Duffy, OF	26th Rd., 801, Phillies	Jay Veniard, LHP	5th Rd., 132, Blue Jays					
2009	3	Alex Morales, OF	7th Rd., 187, Giants					
Austin Hudson, RHP	27th Rd., 803, Mariners	Brian Scutero, RHP	8th Rd., 200, Angels					
Chadd Hartman, OF	43rd Rd., 1284, Padres	John Foran, RHP	10th Rd., 266, Tigers					
*Shane Brown, OF	47th Rd., 1425, Yankees	Rich Lawrence, RHP	11th Rd., 307, Reds					
2008	4	Chad Sheffer, SS	14th Rd., 370, Mariners					
Mitch Herold, LHP	16th Rd., 502, Red Sox	*Craig Cozart, RHP	42nd Rd., 1177, Braves					
Mitch Houck, LHP	17th Rd., 524, Mets	1994	2					
Robert Lara, C	19th Rd., 585, Padres	Mike Halperin, LHP	10th Rd., 287, Blue Jays					
Dwayne Bailey, INF	21st Rd., 649, Angels	Matt Amman, CF	30th Rd., 830, Pirates					
2007	1	1993	2					
Tim Bascom, RHP	4th Rd., 129, Orioles	Joe Wagner, RHP	1st-s Rd., 39, Brewers					
2006	1	Jason Schlutt, LHP	7th Rd., 198, Padres					
*Tim Bascom, RHP	6th Rd., 183, Padres	1992	3					
		^Chad Mottola, RF	1st Rd., 5, Reds					
		Ty Lynch, 2B	26th Rd., 736, White Sox					
		Gregg Castaldo, INF	29th Rd., 800, Orioles					
		1990	1					
		Jon Henry, RHP	15th Rd., 397, Twins					

DRAFT PICKS BY THE NUMBERS

BY ROUND		BY ORGANIZATION	
1st	4 23rd	2	Angels
2nd	1 24th	2	Astros
3rd	5 25th	2	Athletics
4th	4 26th	6	Blue Jays
5th	10 27th	4	Braves
6th	2 28th	1	Brewers
7th	5 29th	6	Cardinals
8th	3 30th	2	Cubs
9th	5 31st	2	Diamondbacks
10th	6 32nd	1	Dodgers
11th	3 33rd	1	Giants
12th	3 35th	1	Indians
13th	1 36th	1	Mariners
14th	3 37th	3	Marlins
15th	2 40th	1	Mets
16th	4 42nd	3	Nationals/Expos
17th	4 43rd	1	Orioles
18th	2 44th	1	Padres
19th	3 47th	3	Phillies
20th	4 50th	1	Pirates
21st	4 55th	1	Rangers
22nd	1		Rays/Devil Rays

HIGHEST PICK	
Chad Mottola (1992)	1st Rd., Pick 5, Reds

BEST DRAFT	
1998 - 10 Draft Picks	

TOP 5 ROUNDS:		BY POSITION	
23		C	9
45		1B	8
58		2B	5
16		3B	3
27		SS	5
		IF	4
		LF	4
		CF	5
		OF	6
		RHP	56
		LHP	16
		DH	1

ALL-TIME RANKED RESULTS - WHEN UCF WAS NATIONALLY RANKED

All-Time Record When UCF is Ranked		281-152						
*since 2000								
2000 Season								
#25 UCF vs. South Florida	3/28	W, 9-8	#14 UCF vs. Troy^	5/16	W, 18-1	#26 UCF vs. Monmouth	2/26	W, 6-4
#25 UCF at Jacksonville*	3/31	W, 4-1	#14 UCF vs. Campbell^	5/17	W, 8-3	#26 UCF vs. Monmouth	2/26	W, 8-3
#25 UCF at Jacksonville*	4/1	W, 7-3	#14 UCF vs. Florida Atlantic^	5/18	W, 6-5 (10)	#26 UCF at Bethune-Cookman	3/1	W, 9-2
#25 UCF at Jacksonville*	4/1	W, 3-2	#14 UCF vs. Jacksonville^	5/19	L, 10-9	#26 UCF vs. Siena	3/4	W, 7-3
#23 UCF at South Florida	4/4	L, 6-2	#14 UCF vs. Princeton+	5/25	W, 13-12 (12)	#26 UCF vs. Siena	3/5	L, 6-0
#23 UCF vs. Stetson*	4/8	L, 13-3	#14 UCF at #13 South Carolina+	5/26	W, 8-6	#26 UCF vs. Siena	3/5	W, 9-2
#23 UCF vs. Stetson*	4/8	W, 4-2	#14 UCF at #13 South Carolina+	5/27	L, 9-7	#26 UCF vs. Siena	3/6	W, 5-2
#23 UCF vs. Stetson*	4/9	L, 7-4	#14 UCF at #13 South Carolina+	5/27	L, 5-2	#26 UCF vs. Saint Joseph's	3/8	W, 22-3
#23 UCF vs. South Florida	4/18	L, 13-2	^ A-SUN Tournament - Jacksonville, Fla.					
#23 UCF at Florida Atlantic*	4/21	L, 2-1	+ NCAA Columbia Regional - Columbia, S.C.					
#23 UCF at Florida Atlantic*	4/22	W, 8-4 (8)	2002 Season					
#23 UCF at Florida Atlantic*	4/22	W, 12-10	#20 UCF at FIU	2/1	W, 5-4	#22 UCF at Gardner-Webb*	3/18	W, 6-5
#25 UCF vs. Troy*	4/29	L, 14-7	#20 UCF at FIU	2/2	L, 5-4	#22 UCF at Gardner-Webb*	3/19	L, 6-5
#25 UCF vs. Troy*	4/29	W, 7-0	#30 UCF at Bethune-Cookman	2/5	L, 8-5	#20 UCF at #11 Florida	3/22	L, 17-6
#25 UCF vs. Troy*	4/30	W, 9-8	#32 UCF at Bethune-Cookman	2/12	L, 3-0	#20 UCF vs. Jacksonville*	3/26	W, 4-2
#26 UCF vs. Mercer*	5/4	W, 18-2	#32 UCF at Louisiana	2/15	L, 6-4	#20 UCF vs. Jacksonville*	3/26	W, 5-4 (11)
#26 UCF vs. Mercer*	5/5	W, 7-3	#32 UCF at Louisiana	2/16	L, 6-3	#18 UCF vs. Jacksonville*	3/28	L, 9-0
#26 UCF vs. Mercer*	5/5	W, 10-4	#32 UCF at Louisiana	2/17	L, 4-3, (10)	#18 UCF at Stetson*	4/1	L, 10-4
#26 UCF vs. Campbell*	5/12	W, 5-2	#27 UCF vs. South Florida+	5/31	W, 6-1	#18 UCF at Stetson*	4/2	W, 18-11
#26 UCF vs. Campbell*	5/12	W, 3-1	#27 UCF at #1 Florida State+	6/1	L, 7-3	#18 UCF at Stetson*	4/3	W, 14-7
#26 UCF vs. Campbell*	5/13	W, 9-1	#27 UCF vs. South Florida+	6/1	L, 7-2	#25 UCF at South Florida	4/5	W, 8-7
#23 UCF vs. Campbell^	5/17	L, 5-0	+ NCAA Tallahassee Regional - Tallahassee, Fla.					
#23 UCF vs. Georgia State^	5/18	L, 6-4	2003 Season					
#27 UCF vs. Evansville+	5/26	W, 4-1	#24 UCF vs. FIU	2/8	L, 8-7	#25 UCF vs. Lipscomb*	4/8	W, 14-5
#27 UCF vs. #7 Florida State+	5/27	W, 9-8	#23 UCF at Bethune-Cookman	2/11	W, 1-0	#25 UCF vs. Lipscomb*	4/9	L, 5-4
#27 UCF vs. #7 Florida State+	5/28	L, 6-1	#23 UCF vs. Western Kentucky	2/14	L, 4-2	#25 UCF vs. Lipscomb*	4/9	W, 6-1
#27 UCF vs. #7 Florida State+	5/28	L, 8-1	#23 UCF vs. Western Kentucky	2/15	W, 6-5	#26 UCF vs. South Florida	4/12	W, 10-7
^ A-SUN Tournament - Jacksonville, Fla.								
+ NCAA Tallahassee Regional - Tallahassee, Fla.								
2001 Season								
#19 UCF vs. FIU	2/3	L, 6-2	#23 UCF at Bethune-Cookman	3/23	W, 7-6 (11)	#25 UCF vs. Florida Atlantic*	4/30	W, 8-1
#19 UCF vs. FIU	2/4	W, 9-0	#23 UCF vs. Stetson*	3/26	L, 10-9	#25 UCF vs. Florida Atlantic*	5/1	L, 14-3
#23 UCF vs. Bethune-Cookman	2/6	W, 8-4	#23 UCF vs. Stetson*	3/27	W, 5-3	#27 UCF at Troy*	5/6	W, 19-8
#23 UCF vs. Southern Illinois	2/9	W, 10-1	#23 UCF vs. Stetson*	3/27	W, 5-0	#27 UCF at Troy*	5/7	L, 6-5
#23 UCF vs. Southern Illinois	2/10	W, 10-4	#23 UCF vs. Bethune-Cookman	3/30	W, 8-0	#27 UCF at Troy*	5/8	L, 8-4
#23 UCF vs. Southern Illinois	2/11	W, 11-3	#23 UCF at Jacksonville*	4/3	W, 10-4	#27 UCF vs. Georgia State*	5/13	W, 3-2
#19 UCF at Bethune-Cookman	2/13	W, 12-1	#23 UCF at Jacksonville*	4/3	W, 10-9	#27 UCF vs. Georgia State*	5/14	L, 3-2
#19 UCF vs. #24 Wake Forest	2/16	L, 6-5 (12)	#23 UCF at Jacksonville*	4/4	W, 9-7	#27 UCF vs. Georgia State*	5/15	W, 12-5
#19 UCF vs. Purdue	2/17	W, 18-2	#19 UCF vs. Bethune-Cookman	4/6	W, 9-1	#33 UCF at Mercer*	5/19	W, 6-5
#19 UCF at #1 Rice	2/18	L, 5-1	#19 UCF at #24 Florida Atlantic*	4/9	L, 7-6	#33 UCF at Mercer*	5/20	L, 7-5 (6)
#19 UCF at Bethune-Cookman	2/21	L, 9-6	#19 UCF at #24 Florida Atlantic*	4/10	W, 8-3	#33 UCF at Mercer*	5/21	L, 8-7
#19 UCF vs. #11 Alabama	2/23	W, 5-1	#19 UCF at #24 Florida Atlantic*	4/10	L, 7-4	#34 UCF at Stetson^	5/25	L, 8-5
#19 UCF vs. #11 Alabama	2/24	W, 5-2	#26 UCF at South Florida	4/13	L, 10-4	#34 UCF vs. Gardner-Webb^	5/26	W, 3-0 (10)
#19 UCF vs. #11 Alabama	2/25	W, 4-3	#26 UCF vs. Belmont*	4/16	W, 3-0	#34 UCF vs. Troy*	5/27	W, 5-1
#15 UCF vs. Saint Joseph's	3/3	W, 21-3	#26 UCF vs. Belmont*	4/17	W, 3-0	#34 UCF vs. Florida Atlantic^	5/28	L, 5-3
#15 UCF vs. Saint Joseph's	3/3	W, 9-2	#26 UCF vs. Belmont*	4/17	W, 2-0	^ A-Sun Tournament - DeLand, Fla.		
#15 UCF vs. Saint Joseph's	3/5	W, 17-7	#23 UCF vs. South Florida	4/20	L, 6-3	2008 Season		
#15 UCF vs. Saint Joseph's	3/6	W, 9-3	#24 UCF vs. Troy*	5/1	L, 5-0	2008 Season		
#15 UCF vs. Western Illinois	3/8	W, 18-1	#24 UCF vs. Troy*	5/1	W, 7-0	#25 UCF vs. Jacksonville	3/4	W, 5-4
#15 UCF vs. Western Illinois	3/9	W, 12-0	#24 UCF vs. Troy*	5/2	W, 7-1	#25 UCF at Jacksonville	3/5	L, 10-5
#15 UCF vs. Western Illinois	3/10	W, 6-3	#24 UCF vs. South Florida	5/4	W, 6-0	#25 UCF vs. Monmouth	3/7	W, 10-2
#14 UCF vs. IUPUI	3/14	W, 15-2	#24 UCF at #13 Clemson	5/7	L, 8-5	#25 UCF vs. Monmouth	3/8	W, 8-4
#14 UCF vs. IUPUI	3/15	W, 8-3	#24 UCF at #13 Clemson	5/8	W, 7-4	#25 UCF vs. Monmouth	3/9	W, 5-4 (16)
#14 UCF vs. Florida Atlantic*	3/17	W, 6-0	#24 UCF at #13 Clemson	5/9	W, 3-2	#20 UCF vs. Pittsburgh	3/11	W, 8-2
#14 UCF vs. Florida Atlantic*	3/18	W, 2-1 (13)	#19 UCF vs. Mercer*	5/14	W, 12-3	#20 UCF at Stetson	3/12	W, 7-3
#14 UCF vs. Florida Atlantic*	3/18	L, 7-5 (8)	#19 UCF vs. Mercer*	5/15	L, 6-0	#20 UCF vs. Siena	3/15	W, 19-15
#15 UCF vs. Bethune-Cookman*	3/20	W, 7-2	#19 UCF vs. Mercer*	5/15	W, 8-5	#20 UCF vs. Siena	3/15	W, 9-6
#15 UCF vs. Vermont	3/21	W, 13-8	#20 UCF at #6 Notre Dame	5/18	L, 4-0	#20 UCF vs. Siena	3/16	W, 12-1
#15 UCF vs. Jacksonville*	3/24	W, 3-0	#20 UCF at #6 Notre Dame	5/19	L, 3-2	#16 UCF vs. Wagner	3/17	W, 6-0
#15 UCF vs. Jacksonville*	3/24	L, 3-2	#20 UCF at Georgia State*	5/21	W, 11-0	#16 UCF vs. Wagner	3/18	W, 5-1
#15 UCF vs. Jacksonville*	3/25	L, 11-9	#20 UCF at Georgia State*	5/22	W, 6-5	#16 UCF vs. Wagner	3/19	W, 9-3
#19 UCF at Mercer*	3/30	W, 5-3	#20 UCF at Georgia State*	5/22	W, 10-9 (8)	#16 UCF at Southern Miss*	3/21	L, 8-4
#19 UCF at Mercer*	3/31	W, 10-2	#20 UCF vs. Campbell*	5/26	W, 6-5	#16 UCF at Southern Miss*	3/22	W, 15-4
#19 UCF at Mercer*	3/31	W, 4-3 (8)	#20 UCF vs. Gardner-Webb^	5/27	W, 10-7	#16 UCF at Southern Miss*	3/23	L, 10-6
#19 UCF vs. South Florida	4/3	L, 15-5	#20 UCF vs. Florida Atlantic^	5/28	L, 7-4	#19 UCF vs. North Florida	3/25	L, 8-5
#19 UCF at Samford*	4/6	W, 15-8	#20 UCF vs. Troy*	5/28	L, 9-7	#19 UCF at FGCU	3/26	W, 8-4
#19 UCF at Samford*	4/7	W, 7-5	#20 UCF vs. #24 Oklahoma State\$	6/4	W, 7-3	#19 UCF vs. East Carolina*	3/28	W, 3-2
#19 UCF at Samford*	4/7	W, 6-1	#20 UCF at #16 Florida State\$	6/5	L, 3-2	#19 UCF vs. East Carolina*	3/29	L, 10-2
#18 UCF at South Florida	4/10	W, 16-9	#20 UCF vs. #24 Oklahoma State\$	6/5	W, 12-9 (10)	#19 UCF vs. East Carolina*	3/30	L, 10-1
#18 UCF vs. Campbell*	4/13	W, 3-1	#20 UCF at #16 Florida State\$	6/6	W, 7-5	#25 UCF vs. South Florida	4/1	L, 17-4
#18 UCF vs. Campbell*	4/14	L, 6-2	#20 UCF at #16 Florida State\$	6/6	L, 19-3	#25 UCF vs. FGCU	4/2	L, 6-4
#18 UCF vs. Campbell*	4/14	L, 6-1	^ A-Sun Tournament - DeLand, Fla.					
#24 UCF vs. South Florida	4/17	W, 18-17	% NCAA Tallahassee Regional - Tallahassee, Fla.					
#24 UCF at Troy*	4/20	W, 9-2	2005 Season					
#24 UCF at Troy*	4/21	W, 7-2	#24 UCF vs. FIU	2/5	W, 3-2 (10)	2011 Season		
#24 UCF at Troy*	4/21	W, 5-4	#24 UCF vs. FIU	2/6	W, 3-2	#23 UCF vs. #20 Stetson	3/29	W, 8-2
#25 UCF at South Florida	4/24	L, 13-12 (10)	#24 UCF vs. FIU	2/6	W, 3-2	#23 UCF vs. #20 Southern Miss*	4/1	L, 6-5
#25 UCF vs. Jacksonville State*	4/28	W, 2-1	#24 UCF at Bethune-Cookman	2/8	W, 7-1	#23 UCF vs. #20 Southern Miss*	4/2	L, 13-2
#25 UCF vs. Jacksonville State*	4/28	W, 7-0	#24 UCF vs. LeMoyne	2/11	W, 10-7	#23 UCF vs. #20 Southern Miss*	4/3	L, 5-2
#25 UCF vs. Jacksonville State*	4/29	W, 3-2	#24 UCF vs. LeMoyne	2/11	W, 10-3	2012 Season		
#22 UCF at #8 Stetson*	5/5	W, 12-5	#24 UCF vs. LeMoyne	2/12	L, 9-6	2012 Season		
#22 UCF at #8 Stetson*	5/6	W, 7-3	#30 UCF vs. Florida A&M	2/18	W, 10-2	#21 UCF vs. LIU Brooklyn	2/17	W, 13-7
#22 UCF at #8 Stetson*	5/6	W, 9-8	#30 UCF vs. #20 Notre Dame	2/19	W, 2-1	#21 UCF vs. LIU Brooklyn	2/18	W, 9-1
#18 UCF vs. Georgia State*	5/11	W, 12-1	#30 UCF vs. #20 Notre Dame	2/20	L, 4-2	#21 UCF vs. LIU Brooklyn	2/18	W, 9-1
#18 UCF vs. Georgia State*	5/11	W, 11-0	#26 UCF at Bethune-Cookman	2/22	W, 6-5	#19 UCF at #1 Florida	2/22	L, 8-0
#18 UCF vs. Georgia State*	5/12	W, 5-2 (11)	#26 UCF vs. Monmouth	2/25	W, 4-1	#19 UCF vs. Boston College	2/24	W, 6-5



ALL-TIME RANKED RESULTS - WHEN UCF WAS NATIONALLY RANKED (CONTINUED)

#19 UCF vs. Boston College	2/25	L, 8-7	#9 UCF vs. #2 Florida	3/3	W, 4-3	#20 UCF at #8 Florida State	3/21	L, 13-3
#19 UCF vs. Boston College	2/26	W, 5-4	#9 UCF vs. #2 Florida	3/4	L, 10-2	#20 UCF vs. #18 East Carolina*	3/23	W, 9-1
#19 UCF vs. South Florida	2/28	W, 12-1	#9 UCF vs. Columbia	3/6	W, 9-1	#20 UCF vs. #18 East Carolina*	3/24	L, 12-4
#19 UCF at Bethune-Cookman	2/29	W, 8-4	#9 UCF vs. Columbia	3/7	W, 5-1	#20 UCF vs. #18 East Carolina*	3/25	L, 11-6
#19 UCF vs. Siena	3/2	W, 12-4	#9 UCF vs. Columbia	3/8	W, 9-3	#25 UCF at Memphis*	3/30	W, 7-1
#19 UCF vs. Siena	3/3	W, 6-4	#6 UCF at #11 Florida State	3/10	L, 11-8	#25 UCF at Memphis*	3/30	L, 9-0
#19 UCF vs. Siena	3/4	W, 15-2	#6 UCF at #11 Florida State	3/11	L, 15-11	#25 UCF at Memphis*	3/31	W, 9-3
#18 UCF vs. #8 Florida State	3/6	L, 7-6	#6 UCF vs. Fairfield	3/13	W, 11-1	#22 UCF vs. Stetson	4/3	W, 4-1
#18 UCF vs. #8 Florida State	3/7	L, 1-0	#6 UCF vs. Fairfield	3/14	W, 6-5	#22 UCF at UConn*	4/7	W, 10-8
#18 UCF vs. UMass	3/9	W, 16-4	#6 UCF vs. Fairfield	3/15	W, 16-10	#22 UCF at UConn*	4/8	L, 6-2
#18 UCF vs. UMass	3/10	W, 5-4	#7 UCF at Bethune-Cookman	3/17	W, 18-13	#22 UCF at UConn*	4/9	L, 7-6
#18 UCF vs. UMass	3/11	W, 2-1	#7 UCF vs. Presbyterian	3/20	W, 6-5			
#19 UCF vs. #10 Miami	3/14	L, 3-2	#7 UCF vs. Presbyterian	3/21	L, 8-6	2020 Season		8-2
#19 UCF vs. Harvard	3/16	W, 4-3	#7 UCF vs. Presbyterian	3/22	W, 18-4	#17 UCF at Bethune-Cookman	2/25	W, 6-0
#19 UCF vs. Harvard	3/17	W, 4-2	#6 UCF at Jacksonville	3/24	L, 13-9	#17 UCF vs. CSUN	2/28	W, 12-5
#19 UCF vs. Harvard	3/18	W, 6-5	#6 UCF vs. #15 Houston*	3/27	W, 9-2	#17 UCF vs. CSUN	2/29	L, 4-2
#19 UCF at South Florida	3/20	W, 6-2	#6 UCF vs. #15 Houston*	3/28	L, 7-5	#17 UCF vs. CSUN	2/29	W, 10-5
#19 UCF vs. East Carolina*	3/23	W, 2-1	#6 UCF vs. #15 Houston*	3/29	W, 4-3	#17 UCF vs. CSUN	3/1	W, 6-4
#19 UCF vs. East Carolina*	3/24	W, 10-6	#6 UCF vs. #22 Florida Atlantic	3/31	L, 11-5	#14 UCF vs. Jacksonville	3/3	W, 6-0
#19 UCF vs. East Carolina*	3/25	L, 15-6	#6 UCF at Cincinnati*	4/2	L, 4-1	#14 UCF vs. Butler	3/6	W, 2-1
#16 UCF at Florida Atlantic	3/27	W, 11-3	#6 UCF at Cincinnati*	4/3	L, 5-1	#14 UCF vs. Butler	3/7	W, 4-0
#16 UCF at Houston*	3/30	W, 8-3	#6 UCF at Cincinnati*	4/4	W, 2-1	#14 UCF vs. Butler	3/8	W, 4-1
#16 UCF at Houston*	3/31	W, 9-1	#12 UCF vs. Jacksonville	4/7	W, 6-5	#12 UCF vs. #5 Miami	3/11	L, 3-2
#16 UCF at Houston*	4/1	W, 3-1 (10)	#12 UCF vs. UConn*	4/10	L, 6-4			
#14 UCF at #13 Miami	4/4	W, 4-1	#12 UCF vs. UConn*	4/11	L, 15-1	2021 Season		1-2
#14 UCF vs. UAB*	4/6	L, 11-4	#12 UCF vs. UConn*	4/12	W, 5-1	#24 UCF vs. Florida Atlantic	2/19	L, 12-6
#14 UCF vs. UAB*	4/7	W, 7-3	#15 UCF at #6 Miami	4/15	L, 4-2	#24 UCF at Florida Atlantic	2/20	L, 20-15
#14 UCF vs. UAB*	4/8	W, 8-7	#15 UCF at Tulane*	4/17	L, 2-0	#24 UCF at Florida Atlantic	2/21	W, 15-6
#13 UCF vs. Florida A&M	4/10	W, 16-4	#15 UCF at Tulane*	4/18	W, 8-0			
#13 UCF vs. Bethune-Cookman	4/11	W, 6-2	#15 UCF at Tulane*	4/19	L, 10-0 (7)			
#13 UCF at Southern Miss*	4/13	L, 1-0	#24 UCF vs. North Florida	4/21	L, 9-3			
#13 UCF at Southern Miss*	4/14	W, 11-6	#24 UCF at East Carolina*	4/24	L, 6-5			
#13 UCF at Southern Miss*	4/15	W, 12-3	#24 UCF at East Carolina*	4/25	L, 3-2			
#10 UCF vs. Florida Atlantic	4/17	W, 12-3	#24 UCF at East Carolina*	4/26	L, 6-5			
#10 UCF at Tulane*	4/20	W, 1-0						
#10 UCF at Tulane*	4/21	W, 8-7 (12)	\$ - Mobile, Ala.					
#10 UCF at Tulane*	4/22	W, 8-6						
#7 UCF vs. Memphis*	4/27	W, 4-3	2017 Season					
#7 UCF vs. Memphis*	4/28	L, 6-5	#26 UCF at #2 Florida	2/28	W, 14-13			
#7 UCF vs. Memphis*	4/29	L, 1-0	#26 UCF vs. #2 Florida	3/1	L, 4-3			
#13 UCF at Stetson	5/2	W, 5-4 (13)	#26 UCF vs. Stony Brook	3/3	W, 11-2			
#13 UCF vs. Presbyterian	5/5	W, 8-1	#26 UCF vs. Stony Brook	3/4	W, 7-3			
#13 UCF vs. Presbyterian	5/6	L, 7-2	#26 UCF vs. Stony Brook	3/5	W, 8-4			
#13 UCF vs. Presbyterian	5/7	W, 7-2	#27 UCF vs. Bradley	3/14	W, 3-2			
#13 UCF at Marshall*	5/11	W, 8-6	#27 UCF vs. Jacksonville	3/17	W, 12-9			
#13 UCF at Marshall*	5/12	L, 9-6	#27 UCF at Jacksonville	3/18	W, 4-0			
#13 UCF at Marshall*	5/13	W, 13-6	#27 UCF at Jacksonville	3/19	W, 10-3			
#13 UCF vs. #4 Rice*	5/17	W, 8-6	#26 UCF vs. Bethune-Cookman	3/21	L, 7-1			
#13 UCF vs. #4 Rice*	5/18	L, 9-2	#26 UCF vs. Dartmouth	3/24	W, 5-4			
#13 UCF vs. #4 Rice*	5/19	L, 5-2	#26 UCF vs. Dartmouth	3/25	L, 4-3			
#16 UCF vs. UAB^	5/24	L, 15-1 (7)	#26 UCF vs. Dartmouth	3/26	L, 4-1			
#16 UCF vs. East Carolina^	5/25	W, 11-1 (8)	#27 UCF vs. Stetson	4/5	W, 15-0			
#16 UCF vs. Tulane^	5/26	W, 6-2	#27 UCF at #26 South Florida	4/7	W, 5-3			
#15 UCF vs. Missouri State%	6/1	W, 2-1	#27 UCF at #26 South Florida	4/8	L, 5-4			
#15 UCF vs. #25 Stony Brook%	6/2	W, 9-8	#27 UCF at #26 South Florida	4/9	L, 6-5			
#15 UCF vs. #25 Stony Brook%	6/3	L, 12-5	#29 UCF at Florida Atlantic	5/16	L, 7-5			
#15 UCF vs. #25 Stony Brook%	6/4	L, 10-6	#29 UCF vs. #23 South Florida	5/18	L, 9-4			
			#29 UCF vs. #23 South Florida	5/19	L, 7-4			
			#29 UCF vs. #23 South Florida	5/20	W, 9-1			
			#22 UCF vs. East Carolina*	5/23	W, 3-2			
			#22 UCF vs. Tulane^	5/25	L, 14-3			
			#22 UCF vs. South Florida^	5/26	W, 8-3			
			#22 UCF vs. East Carolina^	5/26	W, 12-0			
			#24 UCF vs. #27 Auburn%	6/2	L, 4-0			
			#24 UCF at #16 Florida State%	6/3	L, 7-4			
					L, 6-1			
			^ The American Championship - Clearwater, Fla.					
			% NCAA Tallahassee Regional - Tallahassee, Fla.					
2013 Season		1-3						
#30 UCF vs. Bethune-Cookman	5/1	W, 8-1						
#30 UCF at #9 Florida State	5/3	L, 4-2						
#30 UCF at #9 Florida State	5/4	L, 6-1						
#30 UCF at #9 Florida State	5/5	L, 5-4						
2014 Season		7-4						
#22 UCF vs. Rutgers*	4/25	W, 3-1						
#22 UCF vs. Rutgers*	4/26	W, 4-3 (11)						
#22 UCF vs. Rutgers*	4/27	W, 10-3						
#18 UCF at #13 Houston*	5/2	W, 4-3						
#18 UCF at #13 Houston*	5/3	L, 4-3						
#18 UCF at #13 Houston*	5/4	L, 5-3						
#26 UCF vs. Florida Atlantic	5/6	L, 1-0						
#26 UCF at Florida Atlantic	5/7	W, 4-1						
#26 UCF vs. Presbyterian	5/9	W, 10-0						
#26 UCF vs. Presbyterian	5/10	L, 6-3						
#26 UCF vs. Presbyterian	5/11	W, 11-2						
2015 Season		26-19						
#22 UCF vs. Siena	2/13	W, 4-1						
#22 UCF vs. Siena	2/14	W, 13-4						
#22 UCF vs. Siena	2/15	W, 11-0						
#22 UCF vs. Bethune-Cookman	2/18	W, 10-2						
#22 UCF vs. #15 Arkansas\$	2/20	W, 9-5						
#22 UCF vs. #11 Maryland\$	2/21	W, 7-6						
#22 UCF at South Alabama\$	2/22	W, 7-5						
#15 UCF at Bethune-Cookman	2/25	W, 18-8						
#15 UCF vs. #18 Ole Miss	2/27	W, 5-4						
#15 UCF vs. #18 Ole Miss	3/1	W, 3-2 (7)						
#15 UCF vs. #18 Ole Miss	3/1	L, 4-3						
2018 Season		22-11						
#22 UCF vs. #15 Virginia	2/16	W, 6-3						
#22 UCF vs. Rice	2/17	L, 5-4						
#22 UCF vs. Samford	2/18	L, 5-4						
#24 UCF at Stetson	2/20	L, 1-0						
#24 UCF vs. Savannah State	2/23	W, 4-0						
#24 UCF vs. Savannah State	2/24	W, 6-0						
#24 UCF vs. Savannah State	2/25	W, 15-4						
#23 UCF at Bethune-Cookman	2/27	W, 6-1						
#23 UCF vs. Wagner	3/2	W, 6-3						
#23 UCF vs. Wagner	3/3	W, 10-8						
#23 UCF vs. Wagner	3/4	W, 12-0						
#23 UCF vs. #1 Florida	3/6	W, 9-7						
#23 UCF at #1 Florida	3/7	W, 4-2						
#23 UCF vs. Siena	3/10	W, 1-0						
#23 UCF vs. Siena	3/10	W, 2-0						
#23 UCF vs. Siena	3/11	W, 10-8						
#19 UCF vs. Bradley	3/13	W, 6-5						
#19 UCF vs. Miami	3/14	L, 4-3						
#19 UCF vs. Chicago State	3/16	W, 10-0						
#19 UCF vs. Chicago State	3/17	W, 20-1						
#19 UCF vs. Chicago State	3/18	W, 8-0						
#20 UCF at #8 Florida State	3/20	L, 6-4						

ALL-TIME RANKED RESULTS - RANKED VS. RANKED

All-Time Record - Ranked vs. Ranked	34-51	#6 UCF at #10 Florida State	3/11	L, 15-11
since 2000		#6 UCF vs. #15 Houston	3/27	W, 9-2
		#6 UCF vs. #15 Houston*	3/28	L, 7-5
2000 Season	1-2	#6 UCF vs. #15 Houston*	3/29	W, 4-3
#27 UCF at #7 Florida State\$	5/27	#6 UCF vs. #22 Florida Atlantic	3/31	L, 11-5
#27 UCF at #7 Florida State\$	5/28	#15 UCF at #6 Miami	4/15	L, 4-2
#27 UCF at #7 Florida State\$	5/29			
		2017 Season	3-7	
\$ NCAA Tallahassee Regional - Tallahassee, Fla.		#26 UCF at #2 Florida	2/28	L, 4-3
		#26 UCF vs. #2 Florida	3/1	W, 11-2
2001 Season	7-4	#27 UCF at #26 South Florida*	4/7	L, 5-4
#19 UCF vs. #24 Wake Forest	2/16	#27 UCF at #26 South Florida*	4/8	L, 6-5
#19 UCF at #1 Rice	2/18	#27 UCF at #26 South Florida*	4/9	L, 7-5
#19 UCF vs. #11 Alabama	2/23	#29 UCF vs. #23 South Florida*	5/18	L, 7-4
#19 UCF vs. #11 Alabama	2/24	#29 UCF vs. #23 South Florida*	5/19	W, 9-1
#19 UCF vs. #11 Alabama	2/25	#29 UCF vs. #23 South Florida*	5/20	W, 3-2
#22 UCF at #8 Stetson*	5/5	#24 UCF vs. #27 Auburn\$	6/2	L, 7-4
#22 UCF at #8 Stetson*	5/6	#24 UCF at #16 Florida State\$	6/3	L, 6-1
#22 UCF at #8 Stetson*	5/7			
#14 UCF at #13 South Carolina%	5/26	\$ NCAA Tallahassee Regional - Tallahassee, Fla.		
#14 UCF at #13 South Carolina%	5/27	2018 Season	4-4	
#14 UCF at #13 South Carolina%	5/27	#22 UCF vs. #15 Virginia	2/16	W, 6-3
		#23 UCF vs. #1 Florida	3/6	W, 9-7
		#23 UCF at #1 Florida	3/7	W, 4-2
% NCAA Columbia Regional - Columbia, S.C.		#20 UCF at #8 Florida State	3/20	L, 6-4
2002 Season	0-1	#20 UCF at #8 Florida State	3/21	L, 13-3
#27 UCF at #1 Florida State&	6/1	#20 UCF at #23 East Carolina*	3/23	W, 9-1
		#20 UCF at #23 East Carolina*	3/24	L, 12-4
& NCAA Tallahassee Regional - Tallahassee, Fla.		#20 UCF at #23 East Carolina*	3/25	L, 11-6
2004 Season	6-7	2020 Season	0-1	
#19 UCF at #24 Florida Atlantic*	4/9	#12 UCF at #5 Miami	3/11	L, 3-2
#19 UCF at #24 Florida Atlantic*	4/10			
#19 UCF at #24 Florida Atlantic*	4/11			
#24 UCF at #13 Clemson	5/7			
#24 UCF at #13 Clemson	5/8			
#24 UCF at #13 Clemson	5/9			
#20 UCF at #6 Notre Dame	5/18			
#20 UCF at #6 Notre Dame	5/19			
#20 UCF vs. #24 Oklahoma State#	6/4			
#20 UCF at #16 Florida State#	6/5			
#20 UCF vs. #24 Oklahoma State#	6/5			
#20 UCF at #16 Florida State#	6/6			
#20 UCF at #16 Florida State#	6/6			
# NCAA Tallahassee Regional - Tallahassee, Fla.				
2005 Season	1-2			
#30 UCF vs. #20 Notre Dame	2/19			
#30 UCF vs. #20 Notre Dame	2/20			
#20 UCF at #11 Florida	3/22			
2011 Season	1-3			
#23 UCF vs. #20 Stetson	3/29			
#23 UCF vs. #20 Southern Miss*	4/1			
#23 UCF vs. #20 Southern Miss*	4/2			
#23 UCF vs. #20 Southern Miss*	4/3			
2012 Season	3-8			
#19 UCF at #1 Florida	2/22			
#18 UCF vs. #8 Florida State	3/6			
#18 UCF vs. #8 Florida State	3/7			
#19 UCF vs. #10 Miami	3/14			
#14 UCF at #13 Miami	4/4			
#13 UCF vs. #4 Rice*	5/17			
#13 UCF vs. #4 Rice*	5/18			
#13 UCF vs. #4 Rice*	5/19			
#15 UCF vs. #25 Stony Brook@	6/2			
#15 UCF vs. #25 Stony Brook@	6/3			
#15 UCF vs. #25 Stony Brook@	6/4			
@ NCAA Coral Gables Regional - Coral Gables, Fla.				
2013 Season	0-3			
#30 UCF at #9 Florida State	5/3			
#30 UCF at #9 Florida State	5/4			
#30 UCF at #9 Florida State	5/5			
2014 Season	1-2			
#18 UCF at #13 Houston*	5/2			
#18 UCF at #13 Houston*	5/3			
#18 UCF at #13 Houston*	5/4			
2015 Season	7-7			
#22 UCF vs. #15 Arkansas	2/20			
#22 UCF vs. #11 Maryland	2/21			
#15 UCF vs. #18 Ole Miss	2/27			
#15 UCF vs. #18 Ole Miss	3/1			
#15 UCF vs. #18 Ole Miss	3/1			
#9 UCF vs. #2 Florida	3/3			
#9 UCF at #2 Florida	3/4			
#6 UCF at #10 Florida State	3/10			



ALL-TIME RANKED RESULTS - UNRANKED VS. RANKED

All-Time Record - Unranked vs. Ranked		61-112			2019 Season		5-6	
*since 1999			UCF vs. #13 Miami	3/9	L, 19-2	UCF vs. #15 Auburn	2/22	L, 4-1
			UCF at #12 Miami	3/23	W, 6-3	UCF vs. #15 Auburn	2/23	W, 6-1
1999 Season		3-5	2011 Season		7-5			
UCF vs. #29 South Alabama	1/30	W, 6-3	UCF vs. #29 Alabama	2/27	W, 12-4	UCF at #3 Florida	2/27	W, 12-9
UCF vs. #4 Rice	1/31	L, 8-1	UCF at #29 Miami	3/22	L, 4-1	UCF at #19 Florida State	3/19	W, 9-7
UCF at #8 LSU	2/27	L, 18-4	UCF at #23 Rice*	3/25	W, 7-2	UCF at #14 East Carolina*	3/22	L, 13-8
UCF at #8 LSU	2/28	L, 5-2	UCF at #23 Rice*	3/26	L, 6-2	UCF at #14 East Carolina*	3/23	L, 7-4
UCF vs. #8 Florida Atlantic*	5/1	L, 18-7	UCF at #23 Rice*	3/27	W, 5-4	UCF at #14 East Carolina*	3/24	L, 6-5
UCF vs. #8 Florida Atlantic*	5/2	L, 7-1	UCF at #4 Florida	4/5	W, 4-3	UCF vs. Florida Atlantic	4/16	L, 5-3
UCF vs. #8 Florida Atlantic*	5/3	W, 5-4	UCF vs. #5 Florida	4/20	W, 8-6	UCF at #18 Miami	5/8	W, 8-7
UCF vs. #8 Florida Atlantic^	5/20	W, 7-4	UCF vs. #6 Florida State	5/6	L, 8-0	UCF at #29 Florida Atlantic	5/14	W, 13-10
			UCF vs. #6 Florida State	5/7	W, 14-10	2020 Season		3-0
2000 Season		4-5	UCF vs. #6 Florida State	5/8	L, 6-1	UCF at #8 Auburn	2/21	W, 3-1
UCF vs. #20 North Carolina	1/28	L, 9-6	UCF at #21 Stetson	5/17	W, 7-6	UCF at #8 Auburn	2/22	W, 7-3
UCF vs. #21 Wake Forest	1/29	W, 5-4	UCF vs. #15 Rice*	5/27	L, 4-2	UCF at #8 Auburn	2/23	W, 12-2
UCF vs. #24 Clemson	1/30	W, 5-0	^ Conference USA Championship - Pearl, Miss.		2021 Season		5-5	
UCF at #5 Alabama	2/25	W, 8-5	2013 Season		5-4			
UCF at #5 Alabama	2/26	L, 18-4	UCF vs. #17 Florida	2/19	L, 5-3	UCF at #1 Ole Miss	2/26	W, 3-2
UCF at #5 Alabama	2/27	L, 10-5	UCF at #24 Miami	3/6	L, 5-0	UCF at #1 Ole Miss	2/27	L, 6-5
UCF vs. #11 LSU	3/3	W, 14-13	UCF at #14 Rice*	4/12	W, 5-1	UCF at #17 Florida State	3/24	L, 6-5
UCF vs. #11 LSU	3/4	L, 11-4	UCF at #14 Rice*	4/13	W, 11-7 (12)	UCF at #7 East Carolina*	4/23	L, 4-2
UCF vs. #11 LSU	3/5	L, 4-1	UCF at #14 Rice*	4/14	L, 7-6	UCF at #7 East Carolina*	4/23	W, 10-5
2003 Season		1-2	UCF vs. #30 Houston*	4/26	W, 4-2	UCF at #7 East Carolina*	4/24	L, 11-8
UCF vs. #15 Florida Atlantic*	4/18	W, 8-3	UCF vs. #30 Houston*	4/27	W, 5-4	UCF at #7 East Carolina*	4/25	W, 6-1
UCF vs. #15 Florida Atlantic*	4/19	L, 9-0	UCF vs. #30 Houston*	4/28	W, 7-3	UCF vs. #9 East Carolina^	5/29	L, 5-2
UCF vs. #15 Florida Atlantic*	4/20	L, 7-1	UCF at #19 Rice^	5/23	L, 5-1	UCF vs. #9 East Carolina^	5/29	W, 2-1
			^ Conference USA Championship - Houston, Texas		^ The American Championship - Clearwater, Fla.			
2004 Season		1-2	2014 Season		4-9		2022 Season	
UCF vs. #2 LSU	2/13	L, 4-3 (10)	UCF at #20 Florida	2/18	L, 5-1	UCF vs. #2 Ole Miss	3/4	L, 8-7
UCF vs. #2 LSU	2/14	L, 17-4	UCF at #24 Ole Miss	2/28	L, 4-3 (13)	UCF vs. #2 Ole Miss	3/5	W, 1-0 (12)
UCF vs. #2 LSU	2/15	W, 6-5 (10)	UCF at #24 Ole Miss	3/1	L, 5-4 (10)	UCF vs. #2 Ole Miss	3/6	L, 9-1
2006 Season		1-9	UCF at #24 Ole Miss	3/2	L, 9-2	UCF vs. #23 Miami	3/16	W, 10-5
UCF vs. #13 Florida	3/14	L, 10-3	UCF vs. #2 Florida State	3/11	L, 11-10	UCF at #7 Florida State	3/22	L, 10-2
UCF at #23 Tulane*	4/14	L, 5-1	UCF vs. #2 Florida State	3/12	L, 18-1	UCF at #6 Miami	5/11	L, 16-10
UCF at #23 Tulane*	4/15	W, 9-2	UCF at #25 Miami	3/18	W, 9-2	2023 Season		2-5
UCF at #23 Tulane*	4/16	L, 7-6	UCF vs. #20 Miami	4/9	L, 6-5	UCF vs. #21 Florida State	3/14	W, 14-3
UCF vs. #1 Rice*	4/28	L, 2-0	UCF vs. #9 Louisville*	4/17	W, 8-2	UCF vs. #21 Florida State	3/15	W, 6-3
UCF vs. #1 Rice*	4/29	L, 2-1	UCF vs. #9 Louisville*	4/17	W, 4-3 (11)	UCF at #11 Miami	4/4	L, 14-3
UCF vs. #1 Rice*	4/30	L, 6-3	UCF vs. #9 Louisville*	4/18	L, 3-2	UCF at #12 East Carolina*	4/6	L, 17-7 (7)
UCF at #10 Houston*	5/5	L, 10-5	UCF at #4 Florida State	5/13	W, 8-3	UCF at #12 East Carolina*	4/6	L, 11-5
UCF at #10 Houston*	5/6	L, 6-2	UCF vs. #12 Houston^	5/23	L, 13-8	UCF at #12 East Carolina*	4/7	L, 3-2 (12)
UCF at #10 Houston*	5/7	L, 5-2	^ The American Championship - Clearwater, Fla.		UCF vs. #11 East Carolina^	5/26	L, 7-6 (13)	
2007 Season		3-10	2015 Season		0-1		^ The American Championship - Clearwater, Fla.	
UCF vs. #15 TCU	2/9	L, 10-1	UCF at #12 Florida Atlantic	5/6	L, 10-2			
UCF vs. #15 TCU	2/10	L, 12-1	2016 Season		2-13			
UCF vs. #15 TCU	2/11	W, 8-6	UCF vs. #1 Florida	3/1	L, 9-5	UCF's All-Time Record vs. Ranked Opponents		95-163
UCF at #17 Florida	4/10	W, 6-2	UCF at #1 Florida	3/2	L, 4-0	*since 1999		
UCF at #6 Rice*	4/20	L, 10-1	UCF at #24 Rice	3/4	L, 4-3			
UCF at #6 Rice*	4/21	L, 4-2	UCF at #24 Rice	3/5	L, 2-0			
UCF at #6 Rice*	4/22	L, 8-0	UCF at #24 Rice	3/6	L, 13-10			
UCF vs. #28 Stetson	5/2	L, 10-7	UCF at #10 Florida State	3/22	L, 7-2			
UCF at #28 Stetson	5/8	W, 14-3	UCF at #10 Florida State	3/23	L, 5-4 (11)			
UCF at #30 East Carolina*	5/11	L, 8-6	UCF vs. #12 Florida Atlantic	4/5	L, 5-0			
UCF at #30 East Carolina*	5/12	L, 8-7	UCF at #24 Houston*	4/8	W, 2-1			
UCF at #30 East Carolina*	5/13	L, 13-8	UCF at #24 Houston*	4/9	L, 4-3			
UCF vs. #2 Rice^	5/23	L, 16-6	UCF at #24 Houston*	4/10	L, 1-0			
			UCF at #1 Miami	4/13	L, 8-4			
2008 Season		3-4	UCF at #17 Florida Atlantic	4/26	W, 3-1			
UCF vs. #5 Missouri	2/25	W, 10-9 (7)	UCF vs. #11 Tulane^	5/24	L, 4-3			
UCF vs. #4 Rice*	4/25	W, 4-2	UCF vs. #11 Tulane^	5/27	L, 5-0			
UCF vs. #4 Rice*	4/26	L, 4-3	^ The American Championship - Clearwater, Fla.					
UCF vs. #4 Rice*	4/27	L, 7-6	2017 Season		2-3			
UCF at #27 Tulane*	5/2	L, 5-2	UCF vs. #2 Florida State	3/7	L, 5-2			
UCF at #27 Tulane*	5/3	L, 6-1	UCF vs. #2 Florida State	3/8	L, 5-0			
UCF at #27 Tulane*	5/4	W, 12-1 (7)	UCF vs. #11 Houston*	3/31	W, 5-2			
2009 Season		2-12	UCF vs. #11 Houston*	4/1	L, 3-1			
UCF at #1 LSU	2/27	L, 13-4	UCF vs. #11 Houston*	4/2	W, 6-1			
UCF at #1 LSU	2/28	L, 11-2	2018 Season		5-6			
UCF at #1 LSU	3/1	L, 16-0	UCF vs. #30 Wichita State*	4/27	W, 9-5			
UCF vs. #25 Florida	3/18	L, 7-3	UCF vs. #30 Wichita State*	4/28	L, 5-4			
UCF at #23 East Carolina*	3/20	L, 26-1	UCF vs. #30 Wichita State*	4/29	W, 8-4			
UCF at #23 East Carolina*	3/21	L, 13-3	UCF at #19 Houston*	5/5	W, 3-2			
UCF at #23 East Carolina*	3/22	L, 10-3	UCF at #19 Houston*	5/5	W, 6-4			
UCF at #22 Florida	4/8	L, 16-3	UCF at #19 Houston*	5/6	L, 6-3			
UCF vs. #25 South Florida	4/28	W, 9-5	UCF vs. #26 Oklahoma	5/11	W, 5-4			
UCF at #25 South Florida	4/29	L, 9-3	UCF vs. #26 Oklahoma	5/12	L, 7-3			
UCF at #2 Rice*	5/8	W, 5-0	UCF vs. #26 Oklahoma	5/13	L, 7-4			
UCF at #2 Rice*	5/9	L, 10-2	UCF vs. #15 East Carolina^	5/22	L, 8-4			
UCF at #2 Rice*	5/10	L, 8-7	UCF vs. #18 Houston^	5/23	L, 6-2			
UCF vs. #15 East Carolina^	5/20	L, 6-3	^ The American Championship - Clearwater, Fla.					
2010 Season		1-2						
UCF at #5 Florida	2/24	L, 7-6						