



Officials: Rick Crawford, Chance Moore, Blake Harris

Cincinnati - 76

Record: 16-9 (5-7)

| NO. | Name | F/C | Min | FG | 3P | FT | Rebounds | | | Fouls | | TP | AS | TO | ST | Blocks | | +/- |
|---------------|-------------------|-----|-------|-------|------|-------|----------|----|-----|-------|----|----|----|----|----|--------|----|-----|
| | | | | M-A | M-A | M-A | OR | DR | TOT | PF | FD | | | | | BS | BA | |
| 41 | Simas Lukosius | F | 30:01 | 4-11 | 2-8 | 2-2 | 1 | 2 | 3 | 2 | 0 | 12 | 2 | 3 | 0 | 0 | 0 | 11 |
| 55 | Aziz Bandaogo | C | 26:02 | 5-7 | 0-0 | 3-5 | 4 | 4 | 8 | 2 | 4 | 13 | 0 | 1 | 0 | 2 | 0 | 7 |
| 0 | Dan Skillings Jr. | G | 31:28 | 5-14 | 1-4 | 4-8 | 3 | 5 | 8 | 1 | 7 | 15 | 2 | 1 | 1 | 1 | 4 | 19 |
| 1 | Day Day Thomas | G | 25:56 | 4-13 | 1-5 | 0-0 | 1 | 2 | 3 | 5 | 1 | 9 | 3 | 1 | 4 | 0 | 1 | 8 |
| 15 | John Newman III | G | 29:45 | 2-5 | 1-3 | 1-2 | 1 | 4 | 5 | 3 | 1 | 6 | 1 | 2 | 0 | 0 | 0 | 3 |
| 2 | Jizzle James | | 14:02 | 3-7 | 0-2 | 1-2 | 0 | 0 | 0 | 0 | 3 | 7 | 1 | 1 | 0 | 0 | 0 | -6 |
| 13 | Jamille Reynolds | | 14:00 | 2-3 | 0-0 | 2-2 | 3 | 6 | 9 | 1 | 1 | 6 | 0 | 1 | 0 | 0 | 0 | -5 |
| 5 | CJ Fredrick | | 14:44 | 2-4 | 1-2 | 0-0 | 0 | 1 | 1 | 1 | 0 | 5 | 1 | 0 | 0 | 0 | 0 | -18 |
| 10 | Josh Reed | | 14:02 | 1-3 | 1-2 | 0-0 | 3 | 0 | 3 | 0 | 0 | 3 | 1 | 0 | 1 | 0 | 0 | -9 |
| 30 | Viktor Lakhin | | 00:00 | 0-0 | 0-0 | 0-0 | 0 | 0 | 0 | 0 | 0 | 0 | 0 | 0 | 0 | 0 | 0 | 0 |
| Team | | | | | | | 2 | 3 | 5 | | | 0 | | | 1 | | | |
| Totals | | | | 28-67 | 7-26 | 13-21 | 18 | 27 | 45 | 15 | 17 | 76 | 11 | 11 | 6 | 3 | 5 | 2 |

| Shooting By Period | | | |
|--------------------|-------|-------|--|
| 1st FG% | 15-36 | 41.7% | |
| 3PT% | 4-15 | 26.7% | |
| FT% | 3-5 | 60% | |
| 2nd FG% | 13-31 | 41.9% | |
| 3PT% | 3-11 | 27.3% | |
| FT% | 10-16 | 62.5% | |
| GM FG% | 28-67 | 41.8% | |
| 3PT% | 7-26 | 26.9% | |
| FT% | 13-21 | 61.9% | |

Dead Ball Rebounds: 4, 0

Technical Fouls::NONE

UCF - 74

Record: 13-11 (4-8)

| NO. | Name | F/C | Min | FG | 3P | FT | Rebounds | | | Fouls | | TP | AS | TO | ST | Blocks | | +/- |
|---------------|---------------------|-----|-------|-------|------|-------|----------|----|-----|-------|----|----|----|----|----|--------|----|-----|
| | | | | M-A | M-A | M-A | OR | DR | TOT | PF | FD | | | | | BS | BA | |
| 11 | Ibrahima Diallo | F | 19:25 | 2-5 | 0-0 | 4-4 | 3 | 3 | 6 | 2 | 2 | 8 | 0 | 0 | 1 | 3 | 1 | -21 |
| 21 | C.J. Walker | F | 20:31 | 1-5 | 0-1 | 0-0 | 0 | 1 | 1 | 1 | 1 | 2 | 0 | 1 | 0 | 0 | 2 | -17 |
| 2 | Shemarri Allen | G | 34:01 | 5-9 | 1-1 | 4-6 | 2 | 2 | 4 | 5 | 3 | 15 | 7 | 2 | 1 | 0 | 0 | -1 |
| 3 | Darius Johnson | G | 29:46 | 6-17 | 2-5 | 2-3 | 0 | 4 | 4 | 3 | 4 | 16 | 5 | 2 | 4 | 0 | 0 | -2 |
| 24 | Jaylin Sellers | G | 33:39 | 6-13 | 1-4 | 2-2 | 0 | 4 | 4 | 1 | 1 | 15 | 0 | 0 | 0 | 0 | 0 | -3 |
| 5 | Omar Payne | | 20:35 | 3-3 | 0-0 | 0-0 | 0 | 3 | 3 | 2 | 1 | 6 | 0 | 1 | 1 | 2 | 0 | 19 |
| 13 | Marchelus Avery | | 12:49 | 2-2 | 0-0 | 2-3 | 1 | 2 | 3 | 1 | 2 | 6 | 1 | 1 | 1 | 0 | 0 | 3 |
| 22 | Nils Machowski | | 09:49 | 1-1 | 0-0 | 0-0 | 0 | 2 | 2 | 0 | 1 | 2 | 1 | 2 | 0 | 0 | 0 | 5 |
| 1 | Antwann Jones | | 07:12 | 1-2 | 0-0 | 0-0 | 0 | 1 | 1 | 0 | 0 | 2 | 0 | 0 | 0 | 0 | 0 | -5 |
| 31 | Thierno Sylla | | 08:58 | 1-2 | 0-1 | 0-0 | 1 | 1 | 2 | 0 | 0 | 2 | 0 | 0 | 0 | 0 | 0 | 10 |
| 12 | DeMarr Langford Jr. | | 03:15 | 0-0 | 0-0 | 0-0 | 0 | 0 | 0 | 2 | 0 | 0 | 0 | 0 | 0 | 0 | 0 | 2 |
| Team | | | | | | | 1 | 2 | 3 | | | 0 | | | 0 | | | |
| Totals | | | | 28-59 | 4-12 | 14-18 | 8 | 25 | 33 | 17 | 15 | 74 | 14 | 9 | 8 | 5 | 3 | -2 |

| Shooting By Period | | | |
|--------------------|-------|-------|--|
| 1st FG% | 12-29 | 41.4% | |
| 3PT% | 1-7 | 14.3% | |
| FT% | 5-5 | 100% | |
| 2nd FG% | 16-30 | 53.3% | |
| 3PT% | 3-5 | 60.0% | |
| FT% | 9-13 | 69.2% | |
| GM FG% | 28-59 | 47.5% | |
| 3PT% | 4-12 | 33.3% | |
| FT% | 14-18 | 77.8% | |

Dead Ball Rebounds: 0, 0

Technical Fouls::NONE

| | CIN | UCF |
|------------------|----------------------------|---------------------------|
| Biggest lead | 14 (2 nd 17:39) | 2 (1 st 18:51) |
| Best Scoring Run | 9(2 nd 19:21) | 8(1 st 4:10) |
| Lead Changes | 3 | |
| Times Tied | 5 | |
| Time with Lead | 35:46 | 00:29 |

| Points from | CIN | UCF |
|---------------|-----|-----|
| Turnovers | 19 | 14 |
| Paint | 36 | 36 |
| Second Chance | 12 | 8 |
| Fast Breaks | 10 | 13 |
| Bench | 21 | 18 |

| | Period by Period Scoring | | |
|-----|--------------------------|-----|-----|
| | 1st | 2nd | TOT |
| CIN | 37 | 39 | 76 |
| UCF | 30 | 44 | 74 |



Cincinnati at UCF

02/17/24 Addition Financial Arena, Orlando
2023-24 Men's Basketball

Game Time: 4:00 PM
Game Duration: 2:18
Attendance: 8,624

Officials: Rick Crawford, Chance Moore, Blake Harris

Period 1

Quarter Starters:

| | | | | | |
|------------|-------------------|-------------|-----------------|---------------|---------------|
| UCF | 2 Allen S | 3 Johnson D | 11 Diallo I | 21 Walker C | 24 Sellers J |
| CIN | 0 Skillings Jr. D | 1 Thomas D | 15 Newman III J | 41 Lukosius S | 55 Bandaogo A |

| Game Time | UCF | Score | Diff | CIN |
|-----------|--|-------------|-----------|---|
| 20:00 | 11 DIALLO I jumpball lost | | | 55 BANDAOGO A jumpball won |
| 19:36 | | | | 15 NEWMAN III J turnover lost ball (1) |
| 19:22 | 3 JOHNSON D 2pt FG from turnover outside the paint, jump shot missed | | | |
| 19:16 | | | | 55 BANDAOGO A defensive rebound (1) |
| 18:56 | 3 JOHNSON D steal (1) | | | 41 LUKOSIUS S turnover bad pass (1) |
| 18:51 | 21 WALKER C 2pt FG fast break from turnover in the paint, dunk, made (2) | 2-0 | 2 | |
| 18:51 | 2 ALLEN S assist (1) | | | |
| 18:29 | | 2-3 | -1 | 41 LUKOSIUS S 3pt FG , jump shot made (3) |
| 18:29 | | | | 0 SKILLINGS JR. D assist (1) |
| 18:09 | 2 ALLEN S turnover bad pass (1) | | | 1 THOMAS D steal (1) |
| 18:04 | | | | 1 THOMAS D 2pt FG from turnover in the paint, layup missed |
| 18:01 | | | | 0 SKILLINGS JR. D offensive rebound (1) |
| 18:00 | | | | 0 SKILLINGS JR. D 2pt FG from turnover second chance in the paint, layup missed |
| 17:57 | 2 ALLEN S defensive rebound (1) | | | |
| 17:57 | 24 SELLERS J foul drawn (1) | | | 15 NEWMAN III J foul shooting (1 - 1) |
| 17:57 | 24 SELLERS J free throw fast break 1 - 2 made (1) | 3-3 | 0 | |
| 17:57 | 24 SELLERS J free throw fast break 2 - 2 made (2) | 4-3 | 1 | |
| 17:50 | 11 DIALLO I foul shooting (1 - 1) | | | 0 SKILLINGS JR. D foul drawn (1) |
| 17:50 | | | | 0 SKILLINGS JR. D free throw fast break 1 - 2 missed |
| 17:50 | | | | offensive dead ball rebound (1) |
| 17:50 | | 4-4 | 0 | 0 SKILLINGS JR. D free throw fast break 2 - 2 made (1) |
| 17:32 | 24 SELLERS J 2pt FG outside the paint, turnaround jump shot missed | | | |
| 17:27 | | | | 15 NEWMAN III J defensive rebound (1) |
| 17:11 | | | | 15 NEWMAN III J 3pt FG , jump shot missed |
| 17:07 | | | | 55 BANDAOGO A offensive rebound (2) |
| 17:07 | | | | 55 BANDAOGO A 2pt FG second chance in the paint, layup missed |
| 17:07 | defensive rebound (2) | | | |
| 16:54 | 3 JOHNSON D 3pt FG , jump shot missed | | | |
| 16:50 | | | | 15 NEWMAN III J defensive rebound (2) |
| 16:39 | | 4-6 | -2 | 1 THOMAS D 2pt FG outside the paint, jump shot made (2) |
| 16:27 | 24 SELLERS J 3pt FG , jump shot missed | | | |
| 16:24 | | | | 1 THOMAS D defensive rebound (1) |
| 16:16 | | 4-8 | -4 | 55 BANDAOGO A 2pt FG in the paint, dunk, made (2) |
| 16:16 | | | | 41 LUKOSIUS S assist (1) |
| 15:54 | 11 DIALLO I 2pt FG in the paint, hook shot missed | | | |
| 15:50 | | | | 0 SKILLINGS JR. D defensive rebound (2) |
| 15:45 | | 4-10 | -6 | 0 SKILLINGS JR. D 2pt FG in the paint, layup made (3) |
| 15:27 | 3 JOHNSON D 2pt FG outside the paint, jump shot missed | | | |
| 15:24 | | | | 0 SKILLINGS JR. D defensive rebound (3) |
| 15:22 | 2 ALLEN S foul shooting (1 - 2) | | | 0 SKILLINGS JR. D foul drawn (2) |



Cincinnati at UCF

02/17/24 Addition Financial Arena, Orlando
2023-24 Men's Basketball

Game Time: 4:00 PM
Game Duration: 2:18
Attendance: 8,624

Officials: Rick Crawford, Chance Moore, Blake Harris

| Game Time | UCF | Score | Diff | CIN |
|-----------|---|--------------|------------|---|
| 15:22 | | 4-11 | -7 | 0 SKILLINGS JR. D free throw 1 - 2 made (4) |
| 15:22 | | | | 0 SKILLINGS JR. D free throw 2 - 2 missed |
| 15:22 | 11 DIALLO I defensive rebound (1) | | | |
| 15:22 | Timeout media | | | |
| 15:07 | 24 SELLERS J 2pt FG in the paint, dunk, made (4) | 6-11 | -5 | |
| 15:07 | 3 JOHNSON D assist (1) | | | |
| 14:57 | | 6-14 | -8 | 0 SKILLINGS JR. D 3pt FG , jump shot made (7) |
| 14:05 | 2 ALLEN S substitution out | | | |
| 14:05 | 11 DIALLO I substitution out | | | |
| 14:05 | 21 WALKER C substitution out | | | |
| 14:05 | 5 PAYNE O substitution in | | | |
| 14:05 | 13 AVERY M substitution in | | | |
| 14:05 | 22 MACHOWSKI N substitution in | | | |
| 14:05 | | | | 1 THOMAS D substitution out |
| 14:05 | | | | 55 BANDAOGO A substitution out |
| 14:05 | | | | 2 JAMES J substitution in |
| 14:05 | | | | 13 REYNOLDS J substitution in |
| 14:05 | 22 MACHOWSKI N turnover lost ball (1) | | | 0 SKILLINGS JR. D steal (1) |
| 14:05 | | 6-16 | -10 | 0 SKILLINGS JR. D 2pt FG from turnover in the paint, layup made (9) |
| 14:05 | 3 JOHNSON D foul shooting (1 - 3) | | | 0 SKILLINGS JR. D foul drawn (3) |
| 14:05 | | 6-17 | -11 | 0 SKILLINGS JR. D free throw 1 - 1 made (10) |
| 14:02 | | | | 0 SKILLINGS JR. D substitution out |
| 14:02 | | | | 5 FREDRICK C substitution in |
| 13:38 | 13 AVERY M 2pt FG outside the paint, jump shot made (2) | 8-17 | -9 | |
| 13:38 | 13 AVERY M foul drawn (1) | | | 41 LUKOSIUS S foul shooting (1 - 2) |
| 13:38 | 13 AVERY M free throw 1 - 1 made (3) | 9-17 | -8 | |
| 13:38 | 3 JOHNSON D substitution out | | | |
| 13:38 | 22 MACHOWSKI N substitution out | | | |
| 13:38 | 1 JONES A substitution in | | | |
| 13:38 | 2 ALLEN S substitution in | | | |
| 13:27 | | 9-19 | -10 | 13 REYNOLDS J 2pt FG in the paint, dunk, made (2) |
| 13:27 | | | | 2 JAMES J assist (1) |
| 13:11 | 24 SELLERS J 2pt FG in the paint, floating jump shot missed | | | |
| 13:05 | | | | 15 NEWMAN III J defensive rebound (3) |
| 12:56 | | | | 41 LUKOSIUS S 3pt FG , jump shot missed |
| 12:52 | 1 JONES A defensive rebound (1) | | | |
| 12:32 | 5 PAYNE O 2pt FG outside the paint, jump shot made (2) | 11-19 | -8 | |
| 12:32 | 2 ALLEN S assist (2) | | | |
| 12:11 | | | | 2 JAMES J 2pt FG in the paint, layup missed |
| 12:08 | 2 ALLEN S defensive rebound (2) | | | |
| 12:02 | 2 ALLEN S 2pt FG in the paint, layup missed | | | |
| 11:59 | | | | 13 REYNOLDS J defensive rebound (1) |
| 11:47 | | 11-21 | -10 | 2 JAMES J 2pt FG in the paint, floating jump shot made (2) |
| 11:37 | 1 JONES A 2pt FG in the paint, jump shot made (2) | 13-21 | -8 | |
| 11:13 | | | | 2 JAMES J 3pt FG , jump shot missed |
| 11:09 | 24 SELLERS J defensive rebound (1) | | | |
| 11:04 | 24 SELLERS J 2pt FG outside the paint, jump shot missed | | | |
| 11:00 | | | | 15 NEWMAN III J defensive rebound (4) |



Cincinnati at UCF

02/17/24 Addition Financial Arena, Orlando
2023-24 Men's Basketball

Game Time: 4:00 PM
Game Duration: 2:18
Attendance: 8,624

Officials: Rick Crawford, Chance Moore, Blake Harris

| Game Time | UCF | Score | Diff | CIN |
|-----------|---|--------------|------------|---|
| 10:44 | 5 PAYNE O foul personal (1 - 4) | | | 2 JAMES J foul drawn (1) |
| 10:44 | Timeout media | | | |
| 10:44 | 5 PAYNE O substitution out | | | |
| 10:44 | 13 AVERY M substitution out | | | |
| 10:44 | 24 SELLERS J substitution out | | | |
| 10:44 | 11 DIALLO I substitution in | | | |
| 10:44 | 21 WALKER C substitution in | | | |
| 10:44 | 22 MACHOWSKI N substitution in | | | |
| 10:44 | | | | 2 JAMES J substitution out |
| 10:44 | | | | 13 REYNOLDS J substitution out |
| 10:44 | | | | 15 NEWMAN III J substitution out |
| 10:44 | | | | 41 LUKOSIUS S substitution out |
| 10:44 | | | | 0 SKILLINGS JR. D substitution in |
| 10:44 | | | | 1 THOMAS D substitution in |
| 10:44 | | | | 10 REED J substitution in |
| 10:44 | | | | 55 BANDAOGO A substitution in |
| 10:31 | | | | 0 SKILLINGS JR. D 3pt FG , jump shot missed |
| 10:28 | 22 MACHOWSKI N defensive rebound (1) | | | |
| 10:16 | 21 WALKER C 2pt FG in the paint, turnaround jump shot blocked | | | |
| 10:16 | | | | 0 SKILLINGS JR. D block (1) |
| 10:09 | | | | 0 SKILLINGS JR. D defensive rebound (4) |
| 09:58 | | | | 1 THOMAS D 2pt FG outside the paint, floating jump shot missed |
| 09:53 | | | | 55 BANDAOGO A offensive rebound (3) |
| 09:53 | jump ball situation | | | |
| 09:53 | 11 DIALLO I steal (1) | | | 55 BANDAOGO A turnover bad pass (1) |
| 09:43 | 21 WALKER C foul offensive (1 - 5) | | | 0 SKILLINGS JR. D foul drawn (4) |
| 09:43 | 21 WALKER C turnover offensive (1) | | | |
| 09:29 | | | | 0 SKILLINGS JR. D 3pt FG from turnover, jump shot missed |
| 09:25 | | | | 10 REED J offensive rebound (1) |
| 09:22 | | 13-24 | -11 | 5 FREDRICK C 3pt FG from turnover second chance, jump shot made (3) |
| 09:22 | | | | 10 REED J assist (1) |
| 09:10 | 2 ALLEN S 2pt FG in the paint, dunk, made (2) | 15-24 | -9 | |
| 09:10 | 22 MACHOWSKI N assist (1) | | | |
| 08:52 | | | | 1 THOMAS D 3pt FG , jump shot missed |
| 08:48 | 11 DIALLO I defensive rebound (2) | | | |
| 08:38 | 2 ALLEN S foul drawn (1) | | | 55 BANDAOGO A foul shooting (1 - 3) |
| 08:38 | 2 ALLEN S free throw 1 - 2 made (3) | 16-24 | -8 | |
| 08:38 | 1 JONES A substitution out | | | |
| 08:38 | 11 DIALLO I substitution out | | | |
| 08:38 | 21 WALKER C substitution out | | | |
| 08:38 | 22 MACHOWSKI N substitution out | | | |
| 08:38 | 3 JOHNSON D substitution in | | | |
| 08:38 | 5 PAYNE O substitution in | | | |
| 08:38 | 24 SELLERS J substitution in | | | |
| 08:38 | 31 SYLLA T substitution in | | | |
| 08:38 | 2 ALLEN S free throw 2 - 2 made (4) | 17-24 | -7 | |



Cincinnati at UCF

02/17/24 Addition Financial Arena, Orlando
2023-24 Men's Basketball

Game Time: 4:00 PM
Game Duration: 2:18
Attendance: 8,624

Officials: Rick Crawford, Chance Moore, Blake Harris

| Game Time | UCF | Score | Diff | CIN |
|-----------|---|--------------|-----------|---|
| 08:11 | | | | 0 SKILLINGS JR. D 2pt FG outside the paint, pull up jump shot missed |
| 08:01 | 31 SYLLA T defensive rebound (1) | | | |
| 07:54 | 3 JOHNSON D 3pt FG , jump shot made (3) | 20-24 | -4 | |
| 07:54 | 2 ALLEN S assist (3) | | | |
| 07:26 | | 20-26 | -6 | 55 BANDAOGO A 2pt FG in the paint, dunk, made (4) |
| 07:26 | | | | 5 FREDRICK C assist (1) |
| 07:07 | 5 PAYNE O turnover bad pass (1) | | | 1 THOMAS D steal (2) |
| 07:01 | | 20-28 | -8 | 1 THOMAS D 2pt FG fast break from turnover in the paint, layup made (4) |
| 06:37 | 5 PAYNE O foul drawn (1) | | | 1 THOMAS D foul personal (1 - 4) |
| 06:37 | Timeout media | | | |
| 06:37 | | | | 0 SKILLINGS JR. D substitution out |
| 06:37 | | | | 1 THOMAS D substitution out |
| 06:37 | | | | 10 REED J substitution out |
| 06:37 | | | | 55 BANDAOGO A substitution out |
| 06:37 | | | | 2 JAMES J substitution in |
| 06:37 | | | | 13 REYNOLDS J substitution in |
| 06:37 | | | | 15 NEWMAN III J substitution in |
| 06:37 | | | | 41 LUKOSIUS S substitution in |
| 06:25 | 3 JOHNSON D 2pt FG in the paint, floating jump shot missed | | | |
| 06:20 | 31 SYLLA T offensive rebound (2) | | | |
| 06:15 | 31 SYLLA T 3pt FG second chance, jump shot missed | | | |
| 06:12 | | | | defensive rebound (15) |
| 05:56 | | | | 15 NEWMAN III J 2pt FG in the paint, jump shot missed |
| 05:53 | 24 SELLERS J defensive rebound (2) | | | |
| 05:46 | 24 SELLERS J 2pt FG in the paint, layup made (6) | 22-28 | -6 | |
| 05:36 | 2 ALLEN S steal (1) | | | 15 NEWMAN III J turnover lost ball (2) |
| 05:30 | 31 SYLLA T 2pt FG fast break from turnover in the paint, layup made (2) | 24-28 | -4 | |
| 05:30 | 3 JOHNSON D assist (2) | | | |
| 05:30 | | | | Timeout 30 Sec |
| 05:30 | | | | 2 JAMES J substitution out |
| 05:30 | | | | 5 FREDRICK C substitution out |
| 05:30 | | | | 0 SKILLINGS JR. D substitution in |
| 05:30 | | | | 1 THOMAS D substitution in |
| 05:09 | | | | 41 LUKOSIUS S 3pt FG , jump shot missed |
| 05:05 | | | | 13 REYNOLDS J offensive rebound (2) |
| 05:03 | | | | 1 THOMAS D 3pt FG second chance, jump shot missed |
| 05:00 | 3 JOHNSON D defensive rebound (1) | | | |
| 04:57 | 24 SELLERS J 2pt FG fast break in the paint, layup made (8) | 26-28 | -2 | |
| 04:57 | 3 JOHNSON D assist (3) | | | |
| 04:31 | 5 PAYNE O steal (1) | | | 13 REYNOLDS J turnover lost ball (1) |
| 04:21 | 2 ALLEN S 2pt FG from turnover in the paint, floating jump shot missed | | | |
| 04:10 | 2 ALLEN S offensive rebound (3) | | | |
| 04:10 | 2 ALLEN S 2pt FG from turnover second chance in the paint, layup made (6) | 28-28 | 0 | |
| 04:02 | | | | 0 SKILLINGS JR. D 3pt FG , jump shot missed |
| 03:57 | 3 JOHNSON D defensive rebound (2) | | | |
| 03:48 | 3 JOHNSON D 3pt FG , jump shot missed | | | |



Cincinnati at UCF

02/17/24 Addition Financial Arena, Orlando
2023-24 Men's Basketball

Game Time: 4:00 PM
Game Duration: 2:18
Attendance: 8,624

Officials: Rick Crawford, Chance Moore, Blake Harris

| Game Time | UCF | Score | Diff | CIN |
|----------------------|--|--------------|-----------|---|
| 03:43 | | | | 13 REYNOLDS J defensive rebound (3) |
| 03:24 | | 28-30 | -2 | 13 REYNOLDS J 2pt FG in the paint, hook shot made (4) |
| 03:24 | | | | 1 THOMAS D assist (1) |
| 02:52 | 3 JOHNSON D 2pt FG outside the paint, jump shot missed | | | |
| 02:50 | | | | 1 THOMAS D defensive rebound (2) |
| 02:50 | 3 JOHNSON D foul personal (2 - 6) | | | 1 THOMAS D foul drawn (1) |
| 02:50 | Timeout media | | | |
| 02:50 | 3 JOHNSON D substitution out | | | |
| 02:50 | 5 PAYNE O substitution out | | | |
| 02:50 | 31 SYLLA T substitution out | | | |
| 02:50 | 11 DIALLO I substitution in | | | |
| 02:50 | 21 WALKER C substitution in | | | |
| 02:50 | 22 MACHOWSKI N substitution in | | | |
| 02:50 | | | | 13 REYNOLDS J substitution out |
| 02:50 | | | | 55 BANDAOGO A substitution in |
| 02:35 | | 28-32 | -4 | 55 BANDAOGO A 2pt FG in the paint, dunk, made (6) |
| 02:35 | | | | 15 NEWMAN III J assist (1) |
| 02:03 | 22 MACHOWSKI N 2pt FG outside the paint, floating jump shot made (2) | 30-32 | -2 | |
| 01:43 | | 30-35 | -5 | 15 NEWMAN III J 3pt FG , jump shot made (3) |
| 01:43 | | | | 1 THOMAS D assist (2) |
| 01:31 | 22 MACHOWSKI N turnover bad pass (2) | | | 1 THOMAS D steal (3) |
| 01:25 | | 30-37 | -7 | 0 SKILLINGS JR. D 2pt FG fast break from turnover in the paint, layup made (12) |
| 01:24 | Timeout 30 Sec | | | |
| 01:24 | | | | 41 LUKOSIUS S substitution out |
| 01:24 | | | | 10 REED J substitution in |
| 01:13 | 22 MACHOWSKI N foul drawn (1) | | | 15 NEWMAN III J foul personal (2 - 5) |
| 01:13 | | | | 15 NEWMAN III J substitution out |
| 01:13 | | | | 5 FREDRICK C substitution in |
| 01:01 | 21 WALKER C 3pt FG , jump shot missed | | | |
| 00:57 | 2 ALLEN S offensive rebound (4) | | | |
| 00:54 | 24 SELLERS J 3pt FG second chance, jump shot missed | | | |
| 00:51 | | | | 5 FREDRICK C defensive rebound (1) |
| 00:33 | | | | 10 REED J 2pt FG in the paint, layup missed |
| 00:29 | | | | 0 SKILLINGS JR. D offensive rebound (5) |
| 00:29 | | | | 0 SKILLINGS JR. D 2pt FG second chance in the paint, layup blocked |
| 00:29 | 11 DIALLO I block (1) | | | |
| 00:29 | | | | offensive rebound (21) |
| 00:29 | | | | 10 REED J substitution out |
| 00:29 | | | | 41 LUKOSIUS S substitution in |
| 00:18 | | | | 41 LUKOSIUS S 3pt FG second chance, jump shot missed |
| 00:14 | | | | 55 BANDAOGO A offensive rebound (4) |
| 00:11 | | | | 55 BANDAOGO A 2pt FG second chance in the paint, layup missed |
| 00:08 | | | | 41 LUKOSIUS S offensive rebound (1) |
| 00:03 | | | | 1 THOMAS D 3pt FG second chance, jump shot missed |
| 00:01 | 21 WALKER C defensive rebound (1) | | | |
| END OF PERIOD | | | | |



Official Basketball Play by Play - First Half

Cincinnati at UCF

02/17/24 Addition Financial Arena, Orlando
2023-24 Men's Basketball

Game Time: 4:00 PM
Game Duration: 2:18
Attendance: 8,624

Officials: Rick Crawford, Chance Moore, Blake Harris

| Game Time | UCF | Score | Diff | CIN |
|---------------|-----|-------|------|-----|
| UCF 30-37 CIN | | | | |



Cincinnati at UCF

02/17/24 Addition Financial Arena, Orlando
2023-24 Men's Basketball

Game Time: 4:00 PM
Game Duration: 2:18
Attendance: 8,624

Officials: Rick Crawford, Chance Moore, Blake Harris

Cincinnati - 37

| NO. | Name | Min | FG | | | Rebounds | | | Fouls | | TP | AS | TO | ST | Blocks | | +/- |
|---------------|-------------------|---------|-------|------|-----|----------|----|-----|-------|----|----|----|----|----|--------|----|-----|
| | | | M-A | M-A | M-A | OR | DR | TOT | PF | FD | | | | | BS | BA | |
| 41 | Simas Lukosius | F 14:59 | 1-4 | 1-4 | 0-0 | 1 | 0 | 1 | 1 | 0 | 3 | 1 | 1 | 0 | 0 | 0 | 7 |
| 55 | Aziz Bandaogo | C 12:52 | 3-5 | 0-0 | 0-0 | 3 | 1 | 4 | 1 | 0 | 6 | 0 | 1 | 0 | 0 | 0 | 13 |
| 0 | Dan Skillings Jr. | G 15:35 | 4-10 | 1-4 | 3-5 | 2 | 3 | 5 | 0 | 4 | 12 | 1 | 0 | 1 | 1 | 1 | 14 |
| 1 | Day Day Thomas | G 15:32 | 2-7 | 0-3 | 0-0 | 0 | 2 | 2 | 1 | 1 | 4 | 2 | 0 | 3 | 0 | 0 | 11 |
| 15 | John Newman III | G 14:40 | 1-3 | 1-2 | 0-0 | 0 | 4 | 4 | 2 | 0 | 3 | 1 | 2 | 0 | 0 | 0 | 7 |
| 2 | Jizzle James | 04:28 | 1-3 | 0-1 | 0-0 | 0 | 0 | 0 | 0 | 1 | 2 | 1 | 0 | 0 | 0 | 0 | -4 |
| 13 | Jamille Reynolds | 07:08 | 2-2 | 0-0 | 0-0 | 1 | 2 | 3 | 0 | 0 | 4 | 0 | 1 | 0 | 0 | 0 | -6 |
| 5 | CJ Fredrick | 09:45 | 1-1 | 1-1 | 0-0 | 0 | 1 | 1 | 0 | 0 | 3 | 1 | 0 | 0 | 0 | 0 | -7 |
| 10 | Josh Reed | 05:02 | 0-1 | 0-0 | 0-0 | 1 | 0 | 1 | 0 | 0 | 0 | 1 | 0 | 0 | 0 | 0 | 0 |
| Team | | | | | | 1 | 1 | 2 | | | 0 | | 0 | | | | |
| Totals | | | 15-36 | 4-15 | 3-5 | 9 | 14 | 23 | 5 | 6 | 37 | 8 | 5 | 4 | 1 | 1 | 7 |

| Shooting By Period | | |
|--------------------|-------|-------|
| 1st FG% | 15-36 | 41.7% |
| 3PT% | 4-15 | 26.7% |
| FT% | 3-5 | 60% |
| GM FG% | 15-36 | 41.7% |
| 3PT% | 4-15 | 26.7% |
| FT% | 3-5 | 60.0% |

Dead Ball Rebounds: 1, 0

Technical Fouls::NONE

UCF - 30

| NO. | Name | Min | FG | | | Rebounds | | | Fouls | | TP | AS | TO | ST | Blocks | | +/- |
|---------------|-----------------|---------|-------|-----|-----|----------|----|-----|-------|----|----|----|----|----|--------|----|-----|
| | | | M-A | M-A | M-A | OR | DR | TOT | PF | FD | | | | | BS | BA | |
| 11 | Ibrahima Diallo | F 10:51 | 0-1 | 0-0 | 0-0 | 0 | 2 | 2 | 1 | 0 | 0 | 0 | 0 | 1 | 1 | 0 | -13 |
| 21 | C.J. Walker | F 10:51 | 1-3 | 0-1 | 0-0 | 0 | 1 | 1 | 1 | 0 | 2 | 0 | 1 | 0 | 0 | 1 | -13 |
| 2 | Shemarri Allen | G 19:33 | 2-4 | 0-0 | 2-2 | 2 | 2 | 4 | 1 | 1 | 6 | 3 | 1 | 1 | 0 | 0 | -7 |
| 3 | Darius Johnson | G 12:10 | 1-7 | 1-3 | 0-0 | 0 | 2 | 2 | 2 | 0 | 3 | 3 | 0 | 1 | 0 | 0 | -2 |
| 24 | Jaylin Sellers | G 17:54 | 3-8 | 0-2 | 2-2 | 0 | 2 | 2 | 0 | 1 | 8 | 0 | 0 | 0 | 0 | 0 | -7 |
| 5 | Omar Payne | 09:09 | 1-1 | 0-0 | 0-0 | 0 | 0 | 0 | 1 | 1 | 2 | 0 | 1 | 1 | 0 | 0 | 6 |
| 13 | Marchelus Avery | 03:21 | 1-1 | 0-0 | 1-1 | 0 | 0 | 0 | 0 | 1 | 3 | 0 | 0 | 0 | 0 | 0 | 0 |
| 22 | Nils Machowski | 05:23 | 1-1 | 0-0 | 0-0 | 0 | 1 | 1 | 0 | 1 | 2 | 1 | 2 | 0 | 0 | 0 | -5 |
| 1 | Antwann Jones | 05:00 | 1-1 | 0-0 | 0-0 | 0 | 1 | 1 | 0 | 0 | 2 | 0 | 0 | 0 | 0 | 0 | 0 |
| 31 | Thierno Sylla | 05:48 | 1-2 | 0-1 | 0-0 | 1 | 1 | 2 | 0 | 0 | 2 | 0 | 0 | 0 | 0 | 0 | 6 |
| Team | | | | | | 0 | 1 | 1 | | | 0 | | 0 | | | | |
| Totals | | | 12-29 | 1-7 | 5-5 | 3 | 13 | 16 | 6 | 5 | 30 | 7 | 5 | 4 | 1 | 1 | -7 |

| Shooting By Period | | |
|--------------------|-------|--------|
| 1st FG% | 12-29 | 41.4% |
| 3PT% | 1-7 | 14.3% |
| FT% | 5-5 | 100% |
| GM FG% | 12-29 | 41.4% |
| 3PT% | 1-7 | 14.3% |
| FT% | 5-5 | 100.0% |

Dead Ball Rebounds: 0, 0

Technical Fouls::NONE

| | CIN | UCF |
|------------------|----------------|---------------|
| Biggest lead | 11 (1st 14:05) | 2 (1st 18:51) |
| Best Scoring Run | 8(1st 15:22) | 8(1st 4:10) |
| Lead Changes | 3 | |
| Times Tied | 3 | |
| Time with Lead | 16:25 | 00:29 |

| Points from | CIN | UCF |
|---------------|-----|-----|
| Turnovers | 10 | 6 |
| Paint | 20 | 16 |
| Second Chance | 3 | 2 |
| Fast Breaks | 5 | 8 |
| Bench | 9 | 11 |

| Period by Period Scoring | | | |
|--------------------------|-----|-----|-----|
| | 1st | 2nd | TOT |
| CIN | 37 | 39 | 76 |
| UCF | 30 | 44 | 74 |



Cincinnati at UCF

02/17/24 Addition Financial Arena, Orlando
2023-24 Men's Basketball

Game Time: 4:00 PM
Game Duration: 2:18
Attendance: 8,624

Officials: Rick Crawford, Chance Moore, Blake Harris

Period 2

Quarter Starters:

| | | | | | |
|------------|-------------------|-------------|-----------------|---------------|---------------|
| UCF | 2 Allen S | 3 Johnson D | 11 Diallo I | 21 Walker C | 24 Sellers J |
| CIN | 0 Skillings Jr. D | 1 Thomas D | 15 Newman III J | 41 Lukosius S | 55 Bandaogo A |

| Game Time | UCF | Score | Diff | CIN |
|-----------|--|--------------|------------|---|
| 20:00 | 22 MACHOWSKI N substitution out | | | |
| 20:00 | 3 JOHNSON D substitution in | | | |
| 20:00 | | | | 5 FREDRICK C substitution out |
| 20:00 | | | | 15 NEWMAN III J substitution in |
| 19:50 | | 30-39 | -9 | 1 THOMAS D 2pt FG outside the paint, floating jump shot made (6) |
| 19:34 | 21 WALKER C 2pt FG in the paint, layup blocked | | | |
| 19:34 | | | | 55 BANDAOGO A block (1) |
| 19:27 | | | | 0 SKILLINGS JR. D defensive rebound (6) |
| 19:21 | | 30-41 | -11 | 41 LUKOSIUS S 2pt FG in the paint, floating jump shot made (5) |
| 19:02 | 2 ALLEN S 3pt FG , jump shot made (9) | 33-41 | -8 | |
| 19:02 | 3 JOHNSON D assist (4) | | | |
| 18:47 | | | | 1 THOMAS D 2pt FG in the paint, layup blocked |
| 18:47 | 11 DIALLO I block (2) | | | |
| 18:46 | | | | offensive rebound (25) |
| 18:44 | | 33-44 | -11 | 1 THOMAS D 3pt FG second chance, jump shot made (9) |
| 18:44 | | | | 0 SKILLINGS JR. D assist (2) |
| 18:22 | 2 ALLEN S 2pt FG in the paint, layup missed | | | |
| 18:20 | 11 DIALLO I offensive rebound (3) | | | |
| 18:20 | 11 DIALLO I foul drawn (1) | | | 55 BANDAOGO A foul shooting (2 - 1) |
| 18:20 | 11 DIALLO I free throw 1 - 2 made (1) | 34-44 | -10 | |
| 18:20 | 11 DIALLO I free throw 2 - 2 made (2) | 35-44 | -9 | |
| 18:08 | | 35-46 | -11 | 55 BANDAOGO A 2pt FG in the paint, dunk, made (8) |
| 18:08 | | | | 41 LUKOSIUS S assist (2) |
| 17:52 | 24 SELLERS J 3pt FG , jump shot missed | | | |
| 17:49 | | | | 55 BANDAOGO A defensive rebound (5) |
| 17:39 | | 35-49 | -14 | 41 LUKOSIUS S 3pt FG , jump shot made (8) |
| 17:39 | | | | 1 THOMAS D assist (3) |
| 17:33 | Timeout 30 Sec | | | |
| 17:33 | Timeout media | | | |
| 17:33 | | | | 0 SKILLINGS JR. D substitution out |
| 17:33 | | | | 5 FREDRICK C substitution in |
| 17:23 | 21 WALKER C 2pt FG in the paint, turnaround jump shot missed | | | |
| 17:18 | 11 DIALLO I offensive rebound (4) | | | |
| 17:15 | 11 DIALLO I 2pt FG second chance in the paint, hook shot made (4) | 37-49 | -12 | |
| 17:06 | 3 JOHNSON D steal (2) | | | 41 LUKOSIUS S turnover lost ball (2) |
| 17:01 | 3 JOHNSON D 2pt FG fast break from turnover in the paint, layup made (5) | 39-49 | -10 | |
| 16:32 | | | | 5 FREDRICK C 3pt FG , jump shot missed |
| 16:26 | | | | 15 NEWMAN III J offensive rebound (5) |
| 16:22 | | 39-51 | -12 | 5 FREDRICK C 2pt FG second chance in the paint, floating jump shot made (5) |
| 16:05 | 11 DIALLO I 2pt FG in the paint, hook shot missed | | | |



Cincinnati at UCF

02/17/24 Addition Financial Arena, Orlando
2023-24 Men's Basketball

Game Time: 4:00 PM
Game Duration: 2:18
Attendance: 8,624

Officials: Rick Crawford, Chance Moore, Blake Harris

| Game Time | UCF | Score | Diff | CIN |
|-----------|---|--------------|------------|--|
| 16:04 | | | | 41 LUKOSIUS S defensive rebound (2) |
| 16:04 | 21 WALKER C foul drawn (1) | | | 5 FREDRICK C foul personal (1 - 2) |
| 16:04 | 3 JOHNSON D substitution out | | | |
| 16:04 | 11 DIALLO I substitution out | | | |
| 16:04 | 21 WALKER C substitution out | | | |
| 16:04 | 5 PAYNE O substitution in | | | |
| 16:04 | 22 MACHOWSKI N substitution in | | | |
| 16:04 | 31 SYLLA T substitution in | | | |
| 16:04 | | | | 41 LUKOSIUS S substitution out |
| 16:04 | | | | 55 BANDAOGO A substitution out |
| 16:04 | | | | 0 SKILLINGS JR. D substitution in |
| 16:04 | | | | 13 REYNOLDS J substitution in |
| 16:04 | Timeout media | | | |
| 15:52 | 2 ALLEN S foul drawn (2) | | | 15 NEWMAN III J foul shooting (3 - 3) |
| 15:52 | 2 ALLEN S free throw 1 - 2 made (10) | 40-51 | -11 | |
| 15:52 | | | | 1 THOMAS D substitution out |
| 15:52 | | | | 15 NEWMAN III J substitution out |
| 15:52 | | | | 2 JAMES J substitution in |
| 15:52 | | | | 10 REED J substitution in |
| 15:52 | 2 ALLEN S free throw 2 - 2 missed | | | |
| 15:50 | | | | 13 REYNOLDS J defensive rebound (4) |
| 15:26 | | | | 0 SKILLINGS JR. D 2pt FG in the paint, layup blocked |
| 15:26 | 5 PAYNE O block (1) | | | |
| 15:19 | | | | 10 REED J offensive rebound (2) |
| 15:18 | | | | turnover shot clock (7) |
| 15:11 | 5 PAYNE O 2pt FG from turnover in the paint, dunk, made (4) | 42-51 | -9 | |
| 15:11 | 2 ALLEN S assist (4) | | | |
| 14:52 | | | | 2 JAMES J 2pt FG in the paint, floating jump shot missed |
| 14:49 | | | | 13 REYNOLDS J offensive rebound (5) |
| 14:45 | | | | 0 SKILLINGS JR. D 2pt FG second chance in the paint, layup blocked |
| 14:45 | 5 PAYNE O block (2) | | | |
| 14:39 | 5 PAYNE O defensive rebound (1) | | | |
| 14:28 | 2 ALLEN S 2pt FG in the paint, floating jump shot made (12) | 44-51 | -7 | |
| 14:16 | | | | 5 FREDRICK C 2pt FG outside the paint, floating jump shot missed |
| 14:12 | 22 MACHOWSKI N defensive rebound (2) | | | |
| 14:08 | 2 ALLEN S 2pt FG in the paint, layup missed | | | |
| 14:04 | | | | 13 REYNOLDS J defensive rebound (6) |
| 13:48 | | | | 2 JAMES J 3pt FG , jump shot missed |
| 13:40 | 24 SELLERS J defensive rebound (3) | | | |
| 13:40 | jump ball situation | | | |
| 13:40 | 2 ALLEN S substitution out | | | |
| 13:40 | 24 SELLERS J substitution out | | | |
| 13:40 | 1 JONES A substitution in | | | |
| 13:40 | 3 JOHNSON D substitution in | | | |
| 13:40 | | | | 5 FREDRICK C substitution out |
| 13:40 | | | | 41 LUKOSIUS S substitution in |
| 13:13 | 3 JOHNSON D turnover lost ball (1) | | | 10 REED J steal (1) |



Cincinnati at UCF

02/17/24 Addition Financial Arena, Orlando
2023-24 Men's Basketball

Game Time: 4:00 PM
Game Duration: 2:18
Attendance: 8,624

Officials: Rick Crawford, Chance Moore, Blake Harris

| Game Time | UCF | Score | Diff | CIN |
|-----------|--|--------------|------------|--|
| 12:58 | | | | 41 LUKOSIUS S 2pt FG from turnover in the paint, floating jump shot missed |
| 12:55 | | | | 13 REYNOLDS J offensive rebound (7) |
| 12:54 | 5 PAYNE O foul shooting (2 - 1) | | | 13 REYNOLDS J foul drawn (1) |
| 12:54 | | 44-52 | -8 | 13 REYNOLDS J free throw 1 - 2 made (5) |
| 12:54 | 5 PAYNE O substitution out | | | |
| 12:54 | 22 MACHOWSKI N substitution out | | | |
| 12:54 | 31 SYLLA T substitution out | | | |
| 12:54 | 11 DIALLO I substitution in | | | |
| 12:54 | 13 AVERY M substitution in | | | |
| 12:54 | 21 WALKER C substitution in | | | |
| 12:54 | | 44-53 | -9 | 13 REYNOLDS J free throw 2 - 2 made (6) |
| 12:41 | 13 AVERY M foul offensive (1 - 2) | | | 0 SKILLINGS JR. D foul drawn (5) |
| 12:41 | 13 AVERY M turnover offensive (1) | | | |
| 12:19 | | 44-56 | -12 | 10 REED J 3pt FG from turnover, jump shot made (3) |
| 12:09 | 1 JONES A 2pt FG outside the paint, jump shot missed | | | |
| 12:05 | | | | 13 REYNOLDS J defensive rebound (8) |
| 11:49 | | | | 10 REED J 3pt FG , jump shot missed |
| 11:45 | 13 AVERY M defensive rebound (1) | | | |
| 11:28 | 11 DIALLO I foul drawn (2) | | | 13 REYNOLDS J foul shooting (1 - 4) |
| 11:28 | Timeout media | | | |
| 11:28 | 1 JONES A substitution out | | | |
| 11:28 | 2 ALLEN S substitution in | | | |
| 11:28 | | | | 13 REYNOLDS J substitution out |
| 11:28 | | | | 55 BANDAOGO A substitution in |
| 11:28 | 11 DIALLO I free throw 1 - 2 made (5) | 45-56 | -11 | |
| 11:28 | 11 DIALLO I free throw 2 - 2 made (6) | 46-56 | -10 | |
| 11:22 | | | | 41 LUKOSIUS S turnover bad pass (3) |
| 11:03 | 11 DIALLO I 2pt FG from turnover in the paint, layup blocked | | | |
| 11:03 | | | | 55 BANDAOGO A block (2) |
| 10:57 | | | | defensive rebound (35) |
| 10:57 | 11 DIALLO I foul personal (2 - 3) | | | 2 JAMES J foul drawn (2) |
| 10:57 | 11 DIALLO I substitution out | | | |
| 10:57 | 5 PAYNE O substitution in | | | |
| 10:57 | | | | 0 SKILLINGS JR. D substitution out |
| 10:57 | | | | 2 JAMES J substitution out |
| 10:57 | | | | 10 REED J substitution out |
| 10:57 | | | | 1 THOMAS D substitution in |
| 10:57 | | | | 5 FREDRICK C substitution in |
| 10:57 | | | | 15 NEWMAN III J substitution in |
| 10:36 | 3 JOHNSON D steal (3) | | | 1 THOMAS D turnover lost ball (1) |
| 10:36 | 3 JOHNSON D foul drawn (1) | | | 1 THOMAS D foul personal (2 - 5) |
| 10:36 | 13 AVERY M substitution out | | | |
| 10:36 | 24 SELLERS J substitution in | | | |
| 10:27 | 2 ALLEN S 2pt FG from turnover in the paint, dunk, made (14) | 48-56 | -8 | |
| 10:02 | 2 ALLEN S foul shooting (2 - 4) | | | 15 NEWMAN III J foul drawn (1) |
| 10:02 | | 48-57 | -9 | 15 NEWMAN III J free throw 1 - 2 made (4) |
| 10:02 | | | | 41 LUKOSIUS S substitution out |
| 10:02 | | | | 10 REED J substitution in |



Cincinnati at UCF

02/17/24 Addition Financial Arena, Orlando
2023-24 Men's Basketball

Game Time: 4:00 PM
Game Duration: 2:18
Attendance: 8,624

Officials: Rick Crawford, Chance Moore, Blake Harris

| Game Time | UCF | Score | Diff | CIN |
|-----------|---|--------------|-----------|---|
| 10:02 | | | | 15 NEWMAN III J free throw 2 - 2 missed |
| 10:01 | 24 SELLERS J defensive rebound (4) | | | |
| 09:52 | 24 SELLERS J 3pt FG , jump shot made (11) | 51-57 | -6 | |
| 09:52 | 2 ALLEN S assist (5) | | | |
| 09:51 | | | | Timeout 30 Sec |
| 09:51 | 21 WALKER C substitution out | | | |
| 09:51 | 13 AVERY M substitution in | | | |
| 09:51 | | | | 5 FREDRICK C substitution out |
| 09:51 | | | | 0 SKILLINGS JR. D substitution in |
| 09:32 | | | | 1 THOMAS D 3pt FG , jump shot missed |
| 09:20 | | | | 10 REED J offensive rebound (3) |
| 09:19 | | | | 15 NEWMAN III J 3pt FG second chance, jump shot missed |
| 09:18 | defensive rebound (24) | | | |
| 09:02 | 3 JOHNSON D 2pt FG in the paint, floating jump shot missed | | | |
| 08:59 | | | | 55 BANDAOGO A defensive rebound (6) |
| 08:42 | | 51-59 | -8 | 55 BANDAOGO A 2pt FG in the paint, layup made (10) |
| 08:42 | 2 ALLEN S foul shooting (3 - 5) | | | 55 BANDAOGO A foul drawn (1) |
| 08:42 | | | | 55 BANDAOGO A free throw 1 - 1 missed |
| 08:42 | 5 PAYNE O defensive rebound (2) | | | |
| 08:34 | 3 JOHNSON D 3pt FG , jump shot made (8) | 54-59 | -5 | |
| 08:34 | 2 ALLEN S assist (6) | | | |
| 07:55 | | | | 1 THOMAS D 2pt FG outside the paint, jump shot missed |
| 07:52 | 5 PAYNE O defensive rebound (3) | | | |
| 07:46 | 3 JOHNSON D foul drawn (2) | | | 1 THOMAS D foul personal (3 - 6) |
| 07:46 | | | | Timeout media |
| 07:46 | 5 PAYNE O substitution out | | | |
| 07:46 | 13 AVERY M substitution out | | | |
| 07:46 | 11 DIALLO I substitution in | | | |
| 07:46 | 21 WALKER C substitution in | | | |
| 07:46 | | | | 10 REED J substitution out |
| 07:46 | | | | 41 LUKOSIUS S substitution in |
| 07:28 | 3 JOHNSON D 2pt FG in the paint, floating jump shot missed | | | |
| 07:23 | 11 DIALLO I offensive rebound (5) | | | |
| 07:23 | 11 DIALLO I 2pt FG second chance in the paint, layup made (8) | 56-59 | -3 | |
| 07:15 | | | | 0 SKILLINGS JR. D 2pt FG in the paint, layup blocked |
| 07:15 | 11 DIALLO I block (3) | | | |
| 07:10 | 11 DIALLO I defensive rebound (6) | | | |
| 07:07 | 2 ALLEN S turnover lost ball (2) | | | 1 THOMAS D steal (4) |
| 07:01 | | 56-61 | -5 | 15 NEWMAN III J 2pt FG from turnover in the paint, layup made (6) |
| 06:41 | 2 ALLEN S foul drawn (3) | | | 0 SKILLINGS JR. D foul shooting (1 - 7) |
| 06:41 | 2 ALLEN S free throw 1 - 2 made (15) | 57-61 | -4 | |
| 06:41 | | | | 1 THOMAS D substitution out |
| 06:41 | | | | 55 BANDAOGO A substitution out |
| 06:41 | | | | 2 JAMES J substitution in |
| 06:41 | | | | 13 REYNOLDS J substitution in |
| 06:40 | 2 ALLEN S free throw 2 - 2 missed | | | |
| 06:39 | | | | 13 REYNOLDS J defensive rebound (9) |
| 06:13 | | | | 41 LUKOSIUS S 3pt FG , jump shot missed |



Cincinnati at UCF

02/17/24 Addition Financial Arena, Orlando
2023-24 Men's Basketball

Game Time: 4:00 PM
Game Duration: 2:18
Attendance: 8,624

Officials: Rick Crawford, Chance Moore, Blake Harris

| Game Time | UCF | Score | Diff | CIN |
|-----------|---|--------------|-----------|---|
| 06:08 | | | | 0 SKILLINGS JR. D offensive rebound (7) |
| 05:59 | | | | 13 REYNOLDS J 2pt FG second chance in the paint, hook shot missed |
| 05:56 | 3 JOHNSON D defensive rebound (3) | | | |
| 05:50 | 24 SELLERS J 2pt FG in the paint, layup made (13) | 59-61 | -2 | |
| 05:50 | 2 ALLEN S assist (7) | | | |
| 05:32 | | 59-63 | -4 | 2 JAMES J 2pt FG outside the paint, jump shot made (4) |
| 05:12 | 24 SELLERS J 2pt FG in the paint, layup missed | | | |
| 05:08 | | | | 0 SKILLINGS JR. D defensive rebound (8) |
| 05:05 | | 59-65 | -6 | 0 SKILLINGS JR. D 2pt FG fast break in the paint, layup made (14) |
| 05:05 | 2 ALLEN S foul shooting (4 - 6) | | | 0 SKILLINGS JR. D foul drawn (6) |
| 05:05 | 11 DIALLO I substitution out | | | |
| 05:05 | 21 WALKER C substitution out | | | |
| 05:05 | 5 PAYNE O substitution in | | | |
| 05:05 | 13 AVERY M substitution in | | | |
| 05:05 | 24 SELLERS J substitution out | | | |
| 05:05 | 12 LANGFORD JR. D substitution in | | | |
| 05:05 | | 59-66 | -7 | 0 SKILLINGS JR. D free throw fast break 1 - 1 made (15) |
| 05:05 | | | | 0 SKILLINGS JR. D substitution out |
| 05:05 | | | | 10 REED J substitution in |
| 05:05 | 2 ALLEN S substitution out | | | |
| 05:05 | 22 MACHOWSKI N substitution in | | | |
| 04:42 | 3 JOHNSON D 2pt FG outside the paint, jump shot made (10) | 61-66 | -5 | |
| 04:27 | 3 JOHNSON D foul shooting (3 - 7) | | | 2 JAMES J foul drawn (3) |
| 04:27 | | | | 2 JAMES J free throw 1 - 2 missed |
| 04:27 | | | | offensive dead ball rebound (2) |
| 04:27 | | | | 13 REYNOLDS J substitution out |
| 04:27 | | | | 55 BANDAOGO A substitution in |
| 04:27 | | 61-67 | -6 | 2 JAMES J free throw 2 - 2 made (5) |
| 04:11 | 5 PAYNE O 2pt FG in the paint, layup made (6) | 63-67 | -4 | |
| 04:11 | 13 AVERY M assist (1) | | | |
| 03:59 | 13 AVERY M steal (1) | | | 2 JAMES J turnover bad pass (1) |
| 03:54 | 13 AVERY M 2pt FG fast break from turnover in the paint, layup made (5) | 65-67 | -2 | |
| 03:54 | | | | Timeout 30 Sec |
| 03:54 | | | | Timeout media |
| 03:54 | 12 LANGFORD JR. D substitution out | | | |
| 03:54 | 22 MACHOWSKI N substitution out | | | |
| 03:54 | 2 ALLEN S substitution in | | | |
| 03:54 | 24 SELLERS J substitution in | | | |
| 03:54 | | | | 2 JAMES J substitution out |
| 03:54 | | | | 10 REED J substitution out |
| 03:54 | | | | 0 SKILLINGS JR. D substitution in |
| 03:54 | | | | 1 THOMAS D substitution in |
| 03:40 | | | | 41 LUKOSIUS S 3pt FG , jump shot missed |
| 03:35 | | | | 1 THOMAS D offensive rebound (3) |
| 03:28 | | | | 1 THOMAS D 2pt FG second chance in the paint, layup missed |
| 03:24 | 3 JOHNSON D defensive rebound (4) | | | |
| 03:17 | 3 JOHNSON D foul drawn (3) | | | 1 THOMAS D foul shooting (4 - 8) |



Cincinnati at UCF

02/17/24 Addition Financial Arena, Orlando
2023-24 Men's Basketball

Game Time: 4:00 PM
Game Duration: 2:18
Attendance: 8,624

Officials: Rick Crawford, Chance Moore, Blake Harris

| Game Time | UCF | Score | Diff | CIN |
|-----------|--|--------------|-----------|--|
| 03:17 | 3 JOHNSON D free throw 1 - 2 made (11) | 66-67 | -1 | |
| 03:17 | 3 JOHNSON D free throw 2 - 2 missed | | | |
| 03:16 | | | | 41 LUKOSIUS S defensive rebound (3) |
| 02:51 | 3 JOHNSON D steal (4) | | | 0 SKILLINGS JR. D turnover lost ball (1) |
| 02:45 | 3 JOHNSON D 2pt FG from turnover in the paint, layup missed | | | |
| 02:45 | | | | 55 BANDAOGO A defensive rebound (7) |
| 02:45 | 24 SELLERS J foul personal (1 - 8) | | | 55 BANDAOGO A foul drawn (2) |
| 02:45 | | 66-68 | -2 | 41 LUKOSIUS S 1&1 free throw 1 made (9) |
| 02:45 | | 66-69 | -3 | 41 LUKOSIUS S 1&1 free throw 2 made (10) |
| 02:30 | 3 JOHNSON D 2pt FG in the paint, layup made (13) | 68-69 | -1 | |
| 02:10 | | | | 41 LUKOSIUS S 3pt FG , jump shot missed |
| 02:09 | | | | 55 BANDAOGO A offensive rebound (8) |
| 02:09 | 2 ALLEN S foul personal (5 - 9) | | | 55 BANDAOGO A foul drawn (3) |
| 02:09 | 2 ALLEN S substitution out | | | |
| 02:09 | 12 LANGFORD JR. D substitution in | | | |
| 02:09 | | 68-70 | -2 | 55 BANDAOGO A 1&1 free throw 1 made (11) |
| 02:09 | | 68-71 | -3 | 55 BANDAOGO A 1&1 free throw 2 made (12) |
| 01:54 | 3 JOHNSON D 2pt FG outside the paint, floating jump shot made (15) | 70-71 | -1 | |
| 01:54 | 3 JOHNSON D foul drawn (4) | | | 1 THOMAS D foul shooting (5 - 9) |
| 01:54 | | | | 1 THOMAS D substitution out |
| 01:54 | | | | 2 JAMES J substitution in |
| 01:54 | 3 JOHNSON D free throw 1 - 1 made (16) | 71-71 | 0 | |
| 01:33 | | 71-73 | -2 | 2 JAMES J 2pt FG in the paint, layup made (7) |
| 01:19 | 24 SELLERS J 2pt FG outside the paint, jump shot made (15) | 73-73 | 0 | |
| 01:19 | 3 JOHNSON D assist (5) | | | |
| 01:19 | Timeout 30 Sec | | | |
| 01:01 | 12 LANGFORD JR. D foul personal (1 - 10) | | | 55 BANDAOGO A foul drawn (4) |
| 01:01 | | | | 55 BANDAOGO A free throw 1 - 2 missed |
| 01:01 | | | | offensive dead ball rebound (3) |
| 01:01 | | | | 0 SKILLINGS JR. D substitution out |
| 01:01 | | | | 10 REED J substitution in |
| 01:01 | | 73-74 | -1 | 55 BANDAOGO A free throw 2 - 2 made (13) |
| 00:39 | 3 JOHNSON D 2pt FG outside the paint, step back jump shot missed | | | |
| 00:38 | offensive rebound (31) | | | |
| 00:39 | | | | 41 LUKOSIUS S substitution out |
| 00:39 | | | | 0 SKILLINGS JR. D substitution in |
| 00:39 | 3 JOHNSON D turnover bad pass (2) | | | |
| 00:22 | | | | Timeout 60 Sec |
| 00:22 | | | | 10 REED J substitution out |
| 00:22 | | | | 41 LUKOSIUS S substitution in |
| 00:11 | | 73-76 | -3 | 41 LUKOSIUS S 2pt FG from turnover in the paint, layup made (12) |
| 00:05 | 3 JOHNSON D 3pt FG , jump shot missed | | | |
| 00:05 | | | | defensive rebound (45) |
| 00:05 | | | | 55 BANDAOGO A substitution out |
| 00:05 | | | | 30 LAKHIN V substitution in |
| 00:05 | Timeout 60 Sec | | | |
| 00:05 | 12 LANGFORD JR. D foul personal (2 - 11) | | | 0 SKILLINGS JR. D foul drawn (7) |



Cincinnati at UCF

02/17/24 Addition Financial Arena, Orlando
2023-24 Men's Basketball

Game Time: 4:00 PM
Game Duration: 2:18
Attendance: 8,624

Officials: Rick Crawford, Chance Moore, Blake Harris

| Game Time | UCF | Score | Diff | CIN |
|----------------------|---|--------------|-----------|--|
| 00:05 | | | | 0 SKILLINGS JR. D free throw fast break 1 - 2 missed |
| 00:05 | | | | offensive dead ball rebound (4) |
| 00:05 | 12 LANGFORD JR. D substitution out | | | |
| 00:05 | 22 MACHOWSKI N substitution in | | | |
| 00:05 | | | | 30 LAKHIN V substitution out |
| 00:05 | | | | 55 BANDAOGO A substitution in |
| 00:05 | | | | 0 SKILLINGS JR. D free throw fast break 2 - 2 missed |
| 00:05 | 13 AVERY M defensive rebound (2) | | | |
| 00:02 | 13 AVERY M foul drawn (2) | | | 41 LUKOSIUS S foul personal (2 - 10) |
| 00:02 | 13 AVERY M free throw fast break 1 - 2 made (6) | 74-76 | -2 | |
| 00:02 | | | | 2 JAMES J substitution out |
| 00:02 | | | | 13 REYNOLDS J substitution in |
| 00:02 | 13 AVERY M free throw fast break 2 - 2 missed | | | |
| 00:02 | 13 AVERY M offensive rebound (3) | | | |
| END OF GAME | | | | |
| UCF 74-76 CIN | | | | |



Cincinnati at UCF

02/17/24 Addition Financial Arena, Orlando
2023-24 Men's Basketball

Game Time: 4:00 PM
Game Duration: 2:18
Attendance: 8,624

Officials: Rick Crawford, Chance Moore, Blake Harris

Cincinnati - 39

| NO. | Name | Min | FG | 3P | FT | Rebounds | | | Fouls | | TP | AS | TO | ST | Blocks | | +/- |
|---------------|-------------------|---------|-------|------|-------|----------|----|-----|-------|----|----|----|----|----|--------|----|-----|
| | | | M-A | M-A | M-A | OR | DR | TOT | PF | FD | | | | | BS | BA | |
| 41 | Simas Lukosius | F 15:03 | 3-7 | 1-4 | 2-2 | 0 | 2 | 2 | 1 | 0 | 9 | 1 | 2 | 0 | 0 | 0 | 4 |
| 55 | Aziz Bandaogo | C 13:10 | 2-2 | 0-0 | 3-5 | 1 | 3 | 4 | 1 | 4 | 7 | 0 | 0 | 0 | 2 | 0 | -6 |
| 0 | Dan Skillings Jr. | G 15:53 | 1-4 | 0-0 | 1-3 | 1 | 2 | 3 | 1 | 3 | 3 | 1 | 1 | 0 | 0 | 3 | 5 |
| 1 | Day Day Thomas | G 10:24 | 2-6 | 1-2 | 0-0 | 1 | 0 | 1 | 4 | 0 | 5 | 1 | 1 | 1 | 0 | 1 | -3 |
| 15 | John Newman III | G 15:05 | 1-2 | 0-1 | 1-2 | 1 | 0 | 1 | 1 | 1 | 3 | 0 | 0 | 0 | 0 | 0 | -4 |
| 5 | CJ Fredrick | 04:59 | 1-3 | 0-1 | 0-0 | 0 | 0 | 0 | 1 | 0 | 2 | 0 | 0 | 0 | 0 | 0 | -11 |
| 13 | Jamille Reynolds | 06:52 | 0-1 | 0-0 | 2-2 | 2 | 4 | 6 | 1 | 1 | 2 | 0 | 0 | 0 | 0 | 0 | 1 |
| 2 | Jizzle James | 09:34 | 2-4 | 0-1 | 1-2 | 0 | 0 | 0 | 0 | 2 | 5 | 0 | 1 | 0 | 0 | 0 | -2 |
| 10 | Josh Reed | 09:00 | 1-2 | 1-2 | 0-0 | 2 | 0 | 2 | 0 | 0 | 3 | 0 | 0 | 1 | 0 | 0 | -9 |
| 30 | Viktor Lakhin | 00:00 | 0-0 | 0-0 | 0-0 | 0 | 0 | 0 | 0 | 0 | 0 | 0 | 0 | 0 | 0 | 0 | 0 |
| Team | | | | | | 1 | 2 | 3 | | | 0 | | 1 | | | | |
| Totals | | | 13-31 | 3-11 | 10-16 | 9 | 13 | 22 | 10 | 11 | 39 | 3 | 6 | 2 | 2 | 4 | -5 |

| Shooting By Period | | |
|---------------------|-------|-------|
| 2 nd FG% | 13-31 | 41.9% |
| 3PT% | 3-11 | 27.3% |
| FT% | 10-16 | 62.5% |
| GM FG% | 13-31 | 41.9% |
| 3PT% | 3-11 | 27.3% |
| FT% | 10-16 | 62.5% |

Dead Ball Rebounds: 3, 0

Technical Fouls::NONE

UCF - 44

| NO. | Name | Min | FG | 3P | FT | Rebounds | | | Fouls | | TP | AS | TO | ST | Blocks | | +/- |
|---------------|---------------------|---------|-------|-----|------|----------|----|-----|-------|----|----|----|----|----|--------|----|-----|
| | | | M-A | M-A | M-A | OR | DR | TOT | PF | FD | | | | | BS | BA | |
| 11 | Ibrahima Diallo | F 08:34 | 2-4 | 0-0 | 4-4 | 3 | 1 | 4 | 1 | 2 | 8 | 0 | 0 | 0 | 2 | 1 | -8 |
| 21 | C.J. Walker | F 09:40 | 0-2 | 0-0 | 0-0 | 0 | 0 | 0 | 0 | 1 | 0 | 0 | 0 | 0 | 0 | 1 | -4 |
| 2 | Shemarri Allen | G 14:28 | 3-5 | 1-1 | 2-4 | 0 | 0 | 0 | 4 | 2 | 9 | 4 | 1 | 0 | 0 | 0 | 6 |
| 3 | Darius Johnson | G 17:36 | 5-10 | 1-2 | 2-3 | 0 | 2 | 2 | 1 | 4 | 13 | 2 | 2 | 3 | 0 | 0 | 0 |
| 24 | Jaylin Sellers | G 15:45 | 3-5 | 1-2 | 0-0 | 0 | 2 | 2 | 1 | 0 | 7 | 0 | 0 | 0 | 0 | 0 | 4 |
| 5 | Omar Payne | 11:26 | 2-2 | 0-0 | 0-0 | 0 | 3 | 3 | 1 | 0 | 4 | 0 | 0 | 0 | 2 | 0 | 13 |
| 22 | Nils Machowski | 04:26 | 0-0 | 0-0 | 0-0 | 0 | 1 | 1 | 0 | 0 | 0 | 0 | 0 | 0 | 0 | 0 | 10 |
| 31 | Thierno Sylla | 03:10 | 0-0 | 0-0 | 0-0 | 0 | 0 | 0 | 0 | 0 | 0 | 0 | 0 | 0 | 0 | 0 | 4 |
| 1 | Antwann Jones | 02:12 | 0-1 | 0-0 | 0-0 | 0 | 0 | 0 | 0 | 0 | 0 | 0 | 0 | 0 | 0 | 0 | -5 |
| 13 | Marchelus Avery | 09:28 | 1-1 | 0-0 | 1-2 | 1 | 2 | 3 | 1 | 1 | 3 | 1 | 1 | 1 | 0 | 0 | 3 |
| 12 | DeMarr Langford Jr. | 03:15 | 0-0 | 0-0 | 0-0 | 0 | 0 | 0 | 2 | 0 | 0 | 0 | 0 | 0 | 0 | 0 | 2 |
| Team | | | | | | 1 | 1 | 2 | | | 0 | | 0 | | | | |
| Totals | | | 16-30 | 3-5 | 9-13 | 5 | 12 | 17 | 11 | 10 | 44 | 7 | 4 | 4 | 4 | 2 | 5 |

| Shooting By Period | | |
|---------------------|-------|-------|
| 2 nd FG% | 16-30 | 53.3% |
| 3PT% | 3-5 | 60.0% |
| FT% | 9-13 | 69.2% |
| GM FG% | 16-30 | 53.3% |
| 3PT% | 3-5 | 60.0% |
| FT% | 9-13 | 69.2% |

Dead Ball Rebounds: 0, 0

Technical Fouls::NONE

| | CIN | UCF |
|------------------|----------------------------|---------------------------|
| Biggest lead | 14 (2 nd 17:39) | 0 (1 st 20:00) |
| Best Scoring Run | 5(2 nd 17:39) | 5(2 nd 14:28) |
| Lead Changes | 0 | |
| Times Tied | 2 | |
| Time with Lead | 19:11 | 00:00 |

| Points from | CIN | UCF |
|---------------|-----|-----|
| Turnovers | 9 | 8 |
| Paint | 16 | 20 |
| Second Chance | 9 | 6 |
| Fast Breaks | 5 | 5 |
| Bench | 12 | 7 |

| | Period by Period Scoring | | |
|-----|--------------------------|-----|-----|
| | 1st | 2nd | TOT |
| CIN | 37 | 39 | 76 |
| UCF | 30 | 44 | 74 |



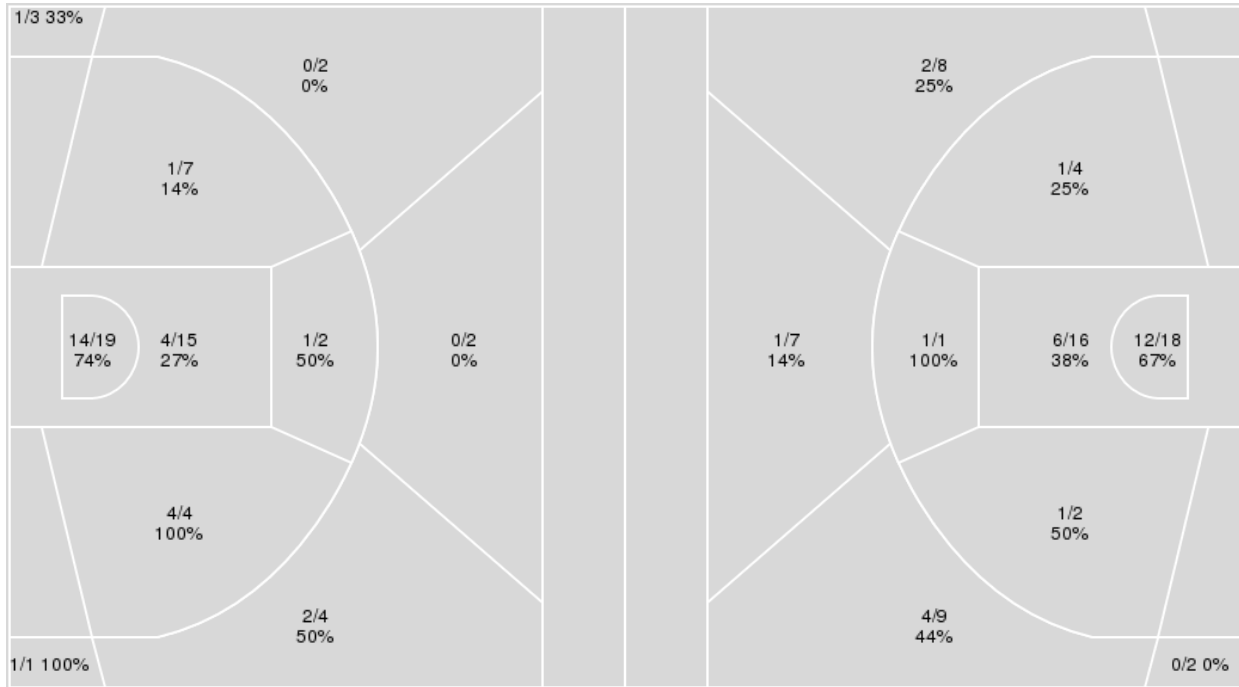
Officials: Rick Crawford, Chance Moore, Blake Harris

{ Players => All; } FG Types => All; Results => All;

{ Players => 0, 1, 2, 3, 5, 10, 11, 13, 14, 15, 21, 30, 33, 41, 44, 55; } FG
 Types => All; Results => All;

UCF

Cincinnati



| UCF | M/A | % |
|-------------|-------|----|
| Field Goals | 28/59 | 47 |
| 2 Points | 24/47 | 51 |
| 3 Points | 4/12 | 33 |
| Free Throws | 14/18 | 78 |

| Cincinnati | M/A | % |
|-------------|-------|----|
| Field Goals | 28/67 | 42 |
| 2 Points | 21/41 | 51 |
| 3 Points | 7/26 | 27 |
| Free Throws | 13/21 | 62 |



Cincinnati at UCF

02/17/24 Addition Financial Arena, Orlando
2023-24 Men's Basketball

Game Time: 4:00 PM
Game Duration: 2:18
Attendance: 8,624

Officials: Rick Crawford, Chance Moore, Blake Harris

Cincinnati

| No | Name | Mins | | Score | | Points Diff | | Points per Min | | Assists | | Rebounds | | Steals | | Turnovers | |
|----|-------------------|-------|-------|---------|---------|-------------|-----|----------------|------|---------|-----|----------|-----|--------|-----|-----------|-----|
| | | On | Off | On | Off | On | Off | On | Off | On | Off | On | Off | On | Off | On | Off |
| 0 | Dan Skillings Jr. | 31:28 | 08:32 | 67 - 48 | 9 - 26 | 19 | -17 | 2.13 | 1.05 | 10 | 1 | 39 | 6 | 6 | 0 | 7 | 4 |
| 1 | Day Day Thomas | 25:56 | 14:04 | 53 - 45 | 23 - 29 | 8 | -6 | 2.04 | 1.64 | 10 | 1 | 30 | 15 | 4 | 2 | 7 | 4 |
| 2 | Jizzle James | 14:02 | 25:58 | 23 - 29 | 53 - 45 | -6 | 8 | 1.64 | 2.04 | 1 | 10 | 15 | 30 | 2 | 4 | 4 | 7 |
| 5 | CJ Fredrick | 14:44 | 25:16 | 14 - 32 | 62 - 42 | -18 | 20 | 0.95 | 2.45 | 3 | 8 | 18 | 27 | 1 | 5 | 5 | 6 |
| 10 | Josh Reed | 14:02 | 25:58 | 16 - 25 | 60 - 49 | -9 | 11 | 1.14 | 2.31 | 2 | 9 | 15 | 30 | 2 | 4 | 4 | 7 |
| 13 | Jamille Reynolds | 14:00 | 26:00 | 19 - 24 | 57 - 50 | -5 | 7 | 1.36 | 2.19 | 2 | 9 | 16 | 29 | 2 | 4 | 3 | 8 |
| 15 | John Newman III | 29:45 | 10:15 | 64 - 61 | 12 - 13 | 3 | -1 | 2.15 | 1.17 | 9 | 2 | 30 | 15 | 4 | 2 | 8 | 3 |
| 30 | Viktor Lakhin | 00:00 | 39:60 | 0 - 0 | 76 - 74 | 0 | 2 | 0.00 | 1.90 | 0 | 11 | 0 | 45 | 0 | 6 | 0 | 11 |
| 41 | Simas Lukosius | 30:01 | 09:59 | 67 - 56 | 9 - 18 | 11 | -9 | 2.23 | 0.90 | 9 | 2 | 33 | 12 | 5 | 1 | 9 | 2 |
| 55 | Aziz Bandaogo | 26:02 | 13:58 | 57 - 50 | 19 - 24 | 7 | -5 | 2.19 | 1.36 | 9 | 2 | 29 | 16 | 4 | 2 | 8 | 3 |

UCF

| No | Name | Mins | | Score | | Points Diff | | Points per Min | | Assists | | Rebounds | | Steals | | Turnovers | |
|----|---------------------|-------|-------|---------|---------|-------------|-----|----------------|------|---------|-----|----------|-----|--------|-----|-----------|-----|
| | | On | Off | On | Off | On | Off | On | Off | On | Off | On | Off | On | Off | On | Off |
| 1 | Antwann Jones | 07:12 | 32:48 | 7 - 12 | 67 - 64 | -5 | 3 | 0.97 | 2.04 | 2 | 12 | 6 | 27 | 1 | 7 | 3 | 6 |
| 2 | Shemarri Allen | 34:01 | 05:59 | 59 - 60 | 15 - 16 | -1 | -1 | 1.73 | 2.51 | 12 | 2 | 29 | 4 | 7 | 1 | 5 | 4 |
| 3 | Darius Johnson | 29:46 | 10:14 | 60 - 62 | 14 - 14 | -2 | 0 | 2.02 | 1.37 | 11 | 3 | 23 | 10 | 7 | 1 | 7 | 2 |
| 5 | Omar Payne | 20:35 | 19:25 | 47 - 28 | 27 - 48 | 19 | -21 | 2.28 | 1.39 | 9 | 5 | 20 | 13 | 5 | 3 | 4 | 5 |
| 11 | Ibrahima Diallo | 19:25 | 20:35 | 27 - 48 | 47 - 28 | -21 | 19 | 1.39 | 2.28 | 5 | 9 | 13 | 20 | 3 | 5 | 5 | 4 |
| 12 | DeMarr Langford Jr. | 03:15 | 36:45 | 11 - 9 | 63 - 67 | 2 | -4 | 3.39 | 1.71 | 2 | 12 | 1 | 32 | 1 | 7 | 1 | 8 |
| 13 | Marchelus Avery | 12:49 | 27:11 | 27 - 24 | 47 - 52 | 3 | -5 | 2.11 | 1.73 | 4 | 10 | 11 | 22 | 3 | 5 | 3 | 6 |
| 21 | C.J. Walker | 20:31 | 19:29 | 32 - 49 | 42 - 27 | -17 | 15 | 1.56 | 2.16 | 6 | 8 | 14 | 19 | 4 | 4 | 5 | 4 |
| 22 | Nils Machowski | 09:49 | 30:11 | 20 - 15 | 54 - 61 | 5 | -7 | 2.04 | 1.79 | 3 | 11 | 9 | 24 | 2 | 6 | 4 | 5 |
| 24 | Jaylin Sellers | 33:39 | 06:21 | 63 - 66 | 11 - 10 | -3 | 1 | 1.87 | 1.73 | 12 | 2 | 30 | 3 | 5 | 3 | 6 | 3 |
| 31 | Thierno Sylla | 08:58 | 31:02 | 17 - 7 | 57 - 69 | 10 | -12 | 1.90 | 1.84 | 4 | 10 | 9 | 24 | 2 | 6 | 2 | 7 |

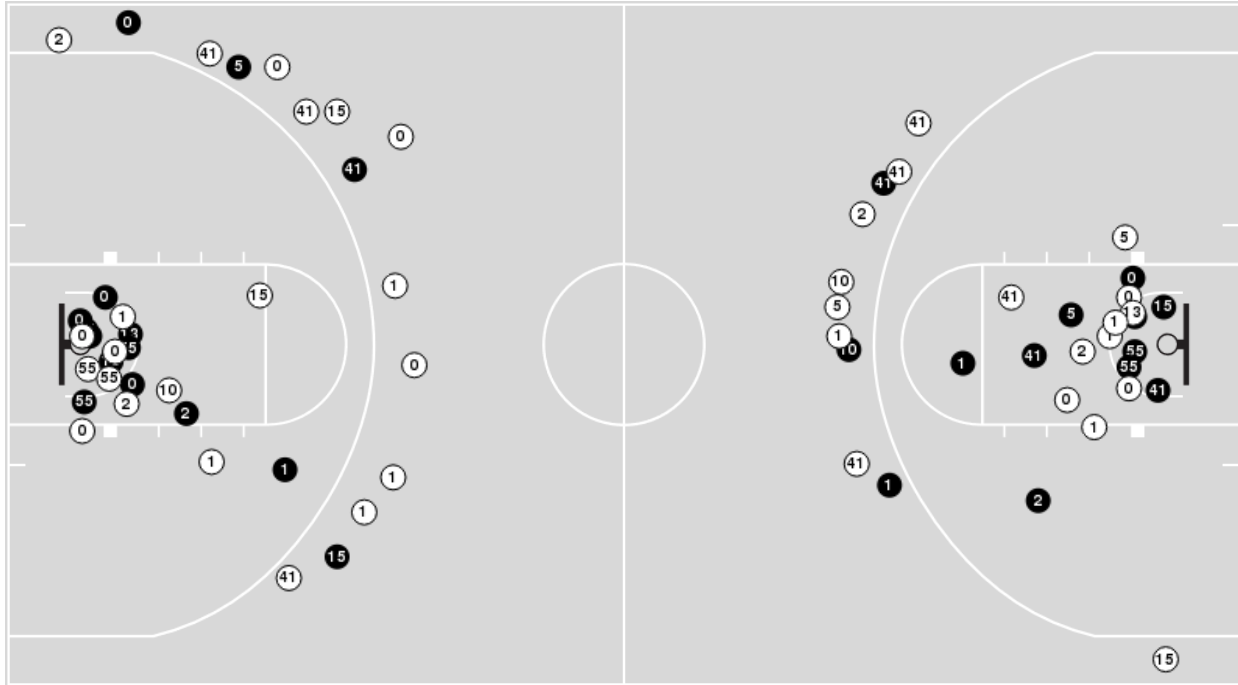


Officials: Rick Crawford, Chance Moore, Blake Harris

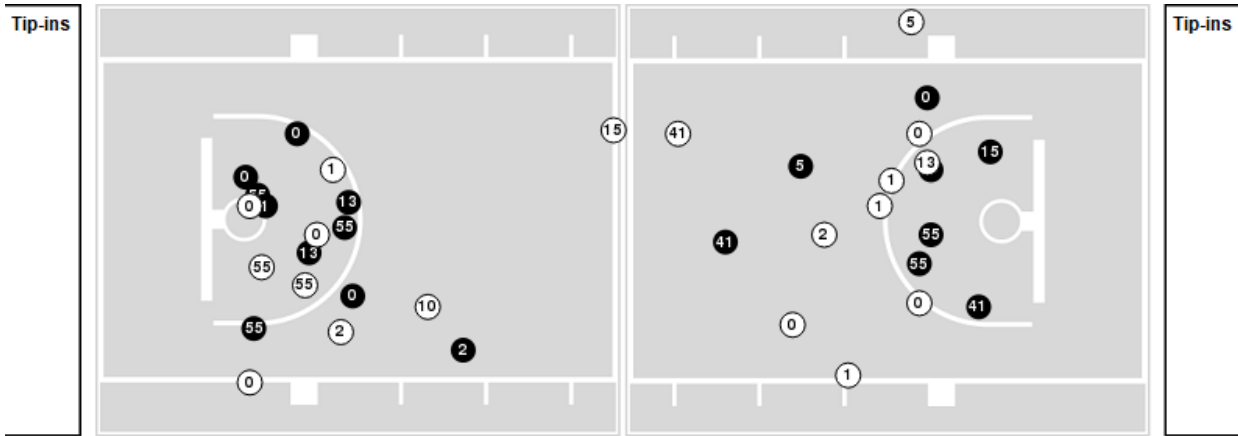
Players => 0, 1, 2, 3, 5, 10, 11, 13, 14, 15, 21, 30, 33, 41, 44, 55 FG Types=>All Results=>All

Cincinnati

All Field Goals



Blow Up Chart



● Made ○ Missed N - Player Number

| Cincinnati | M/A | % |
|-------------|-------|----|
| Field Goals | 28/67 | 42 |
| 2 Points | 21/41 | 51 |
| 3 Points | 7/26 | 27 |
| Free Throws | 13/21 | 62 |

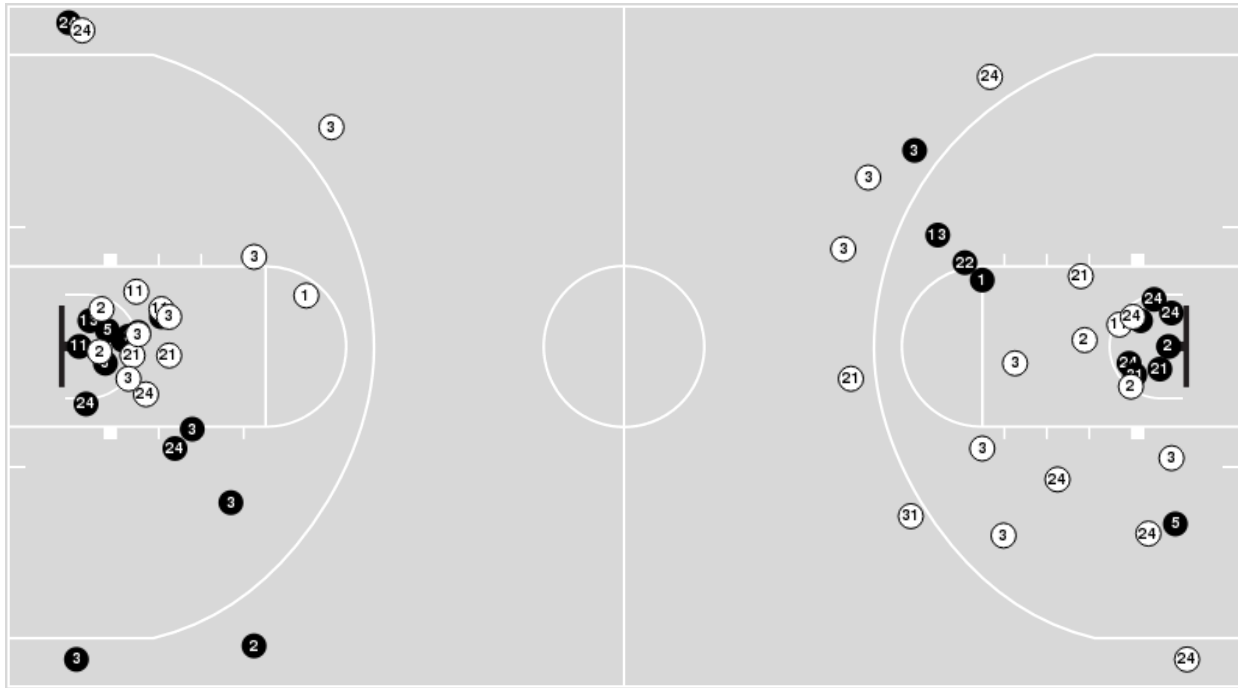
| Cincinnati | M/A | % |
|----------------------|--------------|----|
| Points in the Paint | 36 (18 / 34) | 53 |
| Fast Break Points | 10 (7/10) | 70 |
| Second Chance Points | 12 (7/18) | 39 |
| Effective FG% | 47 | |



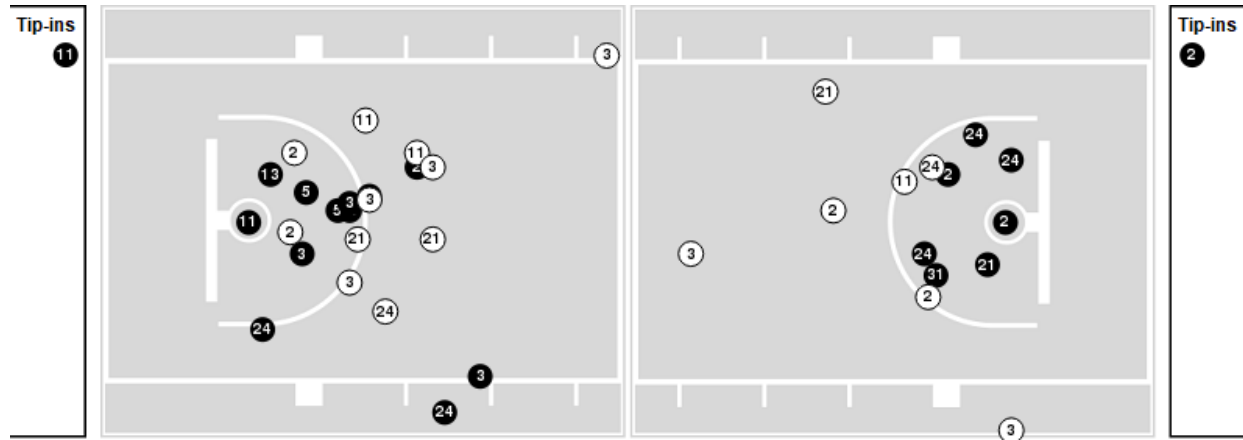
Officials: Rick Crawford, Chance Moore, Blake Harris

Players => AllFG Types=>AllResults=>All
UCF

All Field Goals



Blow Up Chart



N Made **O** Missed N - Player Number

| UCF | M/A | % |
|-------------|-------|----|
| Field Goals | 28/59 | 47 |
| 2 Points | 24/47 | 51 |
| 3 Points | 4/12 | 33 |
| Free Throws | 14/18 | 78 |

| UCF | M/A | % |
|----------------------|--------------|----|
| Points in the Paint | 36 (18 / 34) | 53 |
| Fast Break Points | 13 (8/9) | 89 |
| Second Chance Points | 8 (5/7) | 71 |
| Effective FG% | 51 | |



Cincinnati at UCF

02/17/24 Addition Financial Arena, Orlando
2023-24 Men's Basketball

Game Time: 4:00 PM
Game Duration: 2:18
Attendance: 8,624

Officials: Rick Crawford, Chance Moore, Blake Harris

Cincinnati

| Lineup | Quarter On | Time On | Quarter Off | Time Off | Time on Court | Score | Score Diff | Reb | Stl | Tov | Ass | PPP |
|---|------------|---------|-------------|----------|---------------|-------|------------|-----|-----|-----|-----|--------|
| 0- Skillings Jr. D/ 1- Thomas D/ 15- Newman III J/ 41- Lukosius S/ 55- Bandaogo A/ | 1 | 20:00 | 1 | 14:05 | 05:55 | 14-6 | 8 | 8 | 1 | 2 | 2 | 1.3011 |
| 0- Skillings Jr. D/ 2- James J/ 13- Reynolds J/ 15- Newman III J/ 41- Lukosius S/ | 1 | 14:05 | 1 | 14:02 | 00:03 | 3-0 | 3 | 0 | 1 | 0 | 0 | 2.0833 |
| 2- James J/ 5- Fredrick C/ 13- Reynolds J/ 15- Newman III J/ 41- Lukosius S/ | 1 | 14:02 | 1 | 10:44 | 03:18 | 4-7 | -3 | 3 | 0 | 0 | 1 | 0.8000 |
| 0- Skillings Jr. D/ 1- Thomas D/ 5- Fredrick C/ 10- Reed J/ 55- Bandaogo A/ | 1 | 10:44 | 1 | 06:37 | 04:07 | 7-7 | 0 | 3 | 1 | 1 | 2 | 1.0000 |
| 2- James J/ 5- Fredrick C/ 13- Reynolds J/ 15- Newman III J/ 41- Lukosius S/ | 1 | 06:37 | 1 | 05:30 | 01:07 | 0-4 | -4 | 1 | 0 | 1 | 0 | 0.0000 |
| 0- Skillings Jr. D/ 1- Thomas D/ 13- Reynolds J/ 15- Newman III J/ 41- Lukosius S/ | 1 | 05:30 | 1 | 02:50 | 02:40 | 2-4 | -2 | 3 | 0 | 1 | 1 | 0.5000 |
| 0- Skillings Jr. D/ 1- Thomas D/ 15- Newman III J/ 41- Lukosius S/ 55- Bandaogo A/ | 1 | 02:50 | 1 | 01:24 | 01:26 | 7-2 | 5 | 0 | 1 | 0 | 2 | 2.3333 |
| 0- Skillings Jr. D/ 1- Thomas D/ 10- Reed J/ 15- Newman III J/ 55- Bandaogo A/ | 1 | 01:24 | 1 | 01:13 | 00:11 | 0-0 | 0 | 0 | 0 | 0 | 0 | 0.0000 |
| 0- Skillings Jr. D/ 1- Thomas D/ 5- Fredrick C/ 10- Reed J/ 55- Bandaogo A/ | 1 | 01:13 | 1 | 00:29 | 00:43 | 0-0 | 0 | 3 | 0 | 0 | 0 | 0.0000 |
| 0- Skillings Jr. D/ 1- Thomas D/ 5- Fredrick C/ 41- Lukosius S/ 55- Bandaogo A/ | 1 | 00:29 | 2 | 20:00 | 00:29 | 0-0 | 0 | 2 | 0 | 0 | 0 | 0.0000 |
| 0- Skillings Jr. D/ 1- Thomas D/ 15- Newman III J/ 41- Lukosius S/ 55- Bandaogo A/ | 2 | 20:00 | 2 | 17:33 | 02:27 | 12-5 | 7 | 3 | 0 | 0 | 3 | 2.4000 |
| 1- Thomas D/ 5- Fredrick C/ 15- Newman III J/ 41- Lukosius S/ 55- Bandaogo A/ | 2 | 17:33 | 2 | 16:04 | 01:29 | 2-4 | -2 | 2 | 0 | 1 | 0 | 1.0000 |
| 0- Skillings Jr. D/ 1- Thomas D/ 5- Fredrick C/ 13- Reynolds J/ 15- Newman III J/ | 2 | 16:04 | 2 | 15:52 | 00:12 | 0-1 | -1 | 0 | 0 | 0 | 0 | 0.0000 |
| 0- Skillings Jr. D/ 2- James J/ 5- Fredrick C/ 10- Reed J/ 13- Reynolds J/ | 2 | 15:52 | 2 | 13:40 | 02:12 | 0-4 | -4 | 4 | 0 | 1 | 0 | 0.0000 |
| 0- Skillings Jr. D/ 2- James J/ 10- Reed J/ 13- Reynolds J/ 41- Lukosius S/ | 2 | 13:40 | 2 | 11:28 | 02:12 | 5-0 | 5 | 2 | 1 | 0 | 0 | 1.7361 |
| 0- Skillings Jr. D/ 2- James J/ 10- Reed J/ 41- Lukosius S/ 55- Bandaogo A/ | 2 | 11:28 | 2 | 10:57 | 00:31 | 0-2 | -2 | 1 | 0 | 1 | 0 | 0.0000 |
| 1- Thomas D/ 5- Fredrick C/ 15- Newman III J/ 41- Lukosius S/ 55- Bandaogo A/ | 2 | 10:57 | 2 | 10:02 | 00:55 | 1-2 | -1 | 0 | 0 | 1 | 0 | 0.6944 |
| 1- Thomas D/ 5- Fredrick C/ 10- Reed J/ 15- Newman III J/ 55- Bandaogo A/ | 2 | 10:02 | 2 | 09:51 | 00:11 | 0-3 | -3 | 0 | 0 | 0 | 0 | 0.0000 |
| 0- Skillings Jr. D/ 1- Thomas D/ 10- Reed J/ 15- Newman III J/ 55- Bandaogo A/ | 2 | 09:51 | 2 | 07:46 | 02:05 | 2-3 | -1 | 2 | 0 | 0 | 0 | 0.5814 |
| 0- Skillings Jr. D/ 1- Thomas D/ 15- Newman III J/ 41- Lukosius S/ 55- Bandaogo A/ | 2 | 07:46 | 2 | 06:41 | 01:05 | 2-3 | -1 | 0 | 1 | 0 | 0 | 1.0000 |
| 0- Skillings Jr. D/ 2- James J/ 13- Reynolds J/ 15- Newman III J/ 41- Lukosius S/ | 2 | 06:41 | 2 | 05:05 | 01:36 | 5-2 | 3 | 3 | 0 | 0 | 0 | 1.4535 |
| 2- James J/ 10- Reed J/ 13- Reynolds J/ 15- Newman III J/ 41- Lukosius S/ | 2 | 05:05 | 2 | 04:27 | 00:38 | 0-2 | -2 | 0 | 0 | 0 | 0 | 0.0000 |
| 2- James J/ 10- Reed J/ 15- Newman III J/ 41- Lukosius S/ 55- Bandaogo A/ | 2 | 04:27 | 2 | 03:54 | 00:33 | 1-4 | -3 | 0 | 0 | 1 | 0 | 0.6944 |
| 0- Skillings Jr. D/ 1- Thomas D/ 15- Newman III J/ 41- Lukosius S/ 55- Bandaogo A/ | 2 | 03:54 | 2 | 01:54 | 02:00 | 4-5 | -1 | 4 | 0 | 1 | 0 | 1.0638 |
| 0- Skillings Jr. D/ 2- James J/ 15- Newman III J/ 41- Lukosius S/ 55- Bandaogo A/ | 2 | 01:54 | 2 | 01:01 | 00:53 | 2-3 | -1 | 0 | 0 | 0 | 0 | 1.3889 |
| 2- James J/ 10- Reed J/ 15- Newman III J/ 41- Lukosius S/ 55- Bandaogo A/ | 2 | 01:01 | 2 | 00:39 | 00:21 | 1-0 | 1 | 0 | 0 | 0 | 0 | 2.2727 |
| 0- Skillings Jr. D/ 2- James J/ 10- Reed J/ 15- Newman III J/ 55- Bandaogo A/ | 2 | 00:39 | 2 | 00:22 | 00:17 | 0-0 | 0 | 0 | 0 | 0 | 0 | 0.0000 |
| 0- Skillings Jr. D/ 2- James J/ 15- Newman III J/ 41- Lukosius S/ 55- Bandaogo A/ | 2 | 00:22 | 2 | 00:05 | 00:17 | 2-0 | 2 | 1 | 0 | 0 | 0 | 2.0000 |
| 0- Skillings Jr. D/ 2- James J/ 15- Newman III J/ 30- Lakhin V/ 41- Lukosius S/ | 2 | 00:05 | 2 | 00:05 | 00:00 | 0-0 | 0 | 0 | 0 | 0 | 0 | 0.0000 |
| 0- Skillings Jr. D/ 2- James J/ 15- Newman III J/ 41- Lukosius S/ 55- Bandaogo A/ | 2 | 00:05 | 2 | 00:02 | 00:03 | 0-1 | -1 | 0 | 0 | 0 | 0 | 0.0000 |
| 0- Skillings Jr. D/ 13- Reynolds J/ 15- Newman III J/ 41- Lukosius S/ 55- Bandaogo A/ | 2 | 00:02 | 2 | 00:00 | 00:02 | 0-0 | 0 | 0 | 0 | 0 | 0 | 0.0000 |



Cincinnati at UCF

02/17/24 Addition Financial Arena, Orlando
2023-24 Men's Basketball

Game Time: 4:00 PM
Game Duration: 2:18
Attendance: 8,624

Officials: Rick Crawford, Chance Moore, Blake Harris

UCF

| Lineup | Quarter On | Time On | Quarter Off | Time Off | Time on Court | Score | Score Diff | Reb | Stl | Tov | Ass | PPP |
|---|------------|---------|-------------|----------|---------------|-------|------------|-----|-----|-----|-----|--------|
| 2- Allen S/3- Johnson D/11- Diallo I/21- Walker C/24- Sellers J/ | 1 | 20:00 | 1 | 14:05 | 05:55 | 6-14 | -8 | 3 | 1 | 1 | 2 | 0.6073 |
| 3- Johnson D/5- Payne O/13- Avery M/22- Machowski N/24- Sellers J/ | 1 | 14:05 | 1 | 13:38 | 00:27 | 3-3 | 0 | 0 | 0 | 1 | 0 | 1.2295 |
| 1- Jones A/2- Allen S/5- Payne O/13- Avery M/24- Sellers J/ | 1 | 13:38 | 1 | 10:44 | 02:54 | 4-4 | 0 | 3 | 0 | 0 | 1 | 0.8000 |
| 1- Jones A/2- Allen S/11- Diallo I/21- Walker C/22- Machowski N/ | 1 | 10:44 | 1 | 08:38 | 02:06 | 3-3 | 0 | 2 | 1 | 1 | 1 | 0.8721 |
| 2- Allen S/3- Johnson D/5- Payne O/24- Sellers J/31- Sylla T/ | 1 | 08:38 | 1 | 02:50 | 05:48 | 12-6 | 6 | 6 | 2 | 1 | 3 | 1.2712 |
| 2- Allen S/11- Diallo I/21- Walker C/22- Machowski N/24- Sellers J/ | 1 | 02:50 | 2 | 20:00 | 02:50 | 2-7 | -5 | 2 | 0 | 1 | 0 | 0.6667 |
| 2- Allen S/3- Johnson D/11- Diallo I/21- Walker C/24- Sellers J/ | 2 | 20:00 | 2 | 16:04 | 03:56 | 9-14 | -5 | 2 | 1 | 0 | 1 | 1.3081 |
| 2- Allen S/5- Payne O/22- Machowski N/24- Sellers J/31- Sylla T/ | 2 | 16:04 | 2 | 13:40 | 02:24 | 5-0 | 5 | 3 | 0 | 0 | 1 | 1.2887 |
| 1- Jones A/3- Johnson D/5- Payne O/22- Machowski N/31- Sylla T/ | 2 | 13:40 | 2 | 12:54 | 00:46 | 0-1 | -1 | 0 | 0 | 1 | 0 | 0.0000 |
| 1- Jones A/3- Johnson D/11- Diallo I/13- Avery M/21- Walker C/ | 2 | 12:54 | 2 | 11:28 | 01:26 | 0-4 | -4 | 1 | 0 | 1 | 0 | 0.0000 |
| 2- Allen S/3- Johnson D/11- Diallo I/13- Avery M/21- Walker C/ | 2 | 11:28 | 2 | 10:57 | 00:31 | 2-0 | 2 | 0 | 0 | 0 | 0 | 1.0638 |
| 2- Allen S/3- Johnson D/5- Payne O/13- Avery M/21- Walker C/ | 2 | 10:57 | 2 | 10:36 | 00:21 | 0-0 | 0 | 0 | 1 | 0 | 0 | 0.0000 |
| 2- Allen S/3- Johnson D/5- Payne O/21- Walker C/24- Sellers J/ | 2 | 10:36 | 2 | 09:51 | 00:45 | 5-1 | 4 | 1 | 0 | 0 | 1 | 2.5000 |
| 2- Allen S/3- Johnson D/5- Payne O/13- Avery M/24- Sellers J/ | 2 | 09:51 | 2 | 07:46 | 02:05 | 3-2 | 1 | 3 | 0 | 0 | 1 | 1.5000 |
| 2- Allen S/3- Johnson D/11- Diallo I/21- Walker C/24- Sellers J/ | 2 | 07:46 | 2 | 05:05 | 02:41 | 5-6 | -1 | 3 | 0 | 1 | 1 | 1.0246 |
| 2- Allen S/3- Johnson D/5- Payne O/13- Avery M/24- Sellers J/ | 2 | 05:05 | 2 | 05:05 | 00:00 | 0-0 | 0 | 0 | 0 | 0 | 0 | 0.0000 |
| 2- Allen S/3- Johnson D/5- Payne O/12- Langford Jr. D/13- Avery M/ | 2 | 05:05 | 2 | 05:05 | 00:00 | 0-1 | -1 | 0 | 0 | 0 | 0 | 0.0000 |
| 3- Johnson D/5- Payne O/12- Langford Jr. D/13- Avery M/22- Machowski N/ | 2 | 05:05 | 2 | 03:54 | 01:11 | 6-1 | 5 | 0 | 1 | 0 | 1 | 2.0000 |
| 2- Allen S/3- Johnson D/5- Payne O/13- Avery M/24- Sellers J/ | 2 | 03:54 | 2 | 02:09 | 01:45 | 3-2 | 1 | 1 | 1 | 0 | 0 | 1.0417 |
| 3- Johnson D/5- Payne O/12- Langford Jr. D/13- Avery M/24- Sellers J/ | 2 | 02:09 | 2 | 00:05 | 02:03 | 5-7 | -2 | 1 | 0 | 1 | 1 | 1.1261 |
| 3- Johnson D/5- Payne O/13- Avery M/22- Machowski N/24- Sellers J/ | 2 | 00:05 | 2 | 00:00 | 00:05 | 1-0 | 1 | 2 | 0 | 0 | 0 | - |
| | | | | | | | | | | | | 8.3333 |



Cincinnati at UCF

02/17/24 Addition Financial Arena, Orlando
2023-24 Men's Basketball

Game Time: 4:00 PM
Game Duration: 2:18
Attendance: 8,624

Officials: Rick Crawford, Chance Moore, Blake Harris

Cincinnati

| Lineup | Time | Score | Score Diff | Pts/Min | Reb | Stl | Tov | Ass | PPP |
|---|-------|-------|------------|---------|-----|-----|-----|-----|--------|
| 0- Skillings Jr. D/ 1- Thomas D/ 15- Newman III J/ 41- Lukosius S/ 55- Bandaogo A/ | 12:53 | 39-21 | 18 | 3.0272 | 15 | 3 | 3 | 7 | 1.5905 |
| 0- Skillings Jr. D/ 1- Thomas D/ 5- Fredrick C/ 10- Reed J/ 55- Bandaogo A/ | 04:50 | 7-7 | 0 | 1.4458 | 6 | 1 | 1 | 2 | 1.0000 |
| 2- James J/ 5- Fredrick C/ 13- Reynolds J/ 15- Newman III J/ 41- Lukosius S/ | 04:25 | 4-11 | -7 | 0.9057 | 4 | 0 | 1 | 1 | 0.5714 |
| 0- Skillings Jr. D/ 1- Thomas D/ 13- Reynolds J/ 15- Newman III J/ 41- Lukosius S/ | 02:40 | 2-4 | -2 | 0.7500 | 3 | 0 | 1 | 1 | 0.5000 |
| 1- Thomas D/ 5- Fredrick C/ 15- Newman III J/ 41- Lukosius S/ 55- Bandaogo A/ | 02:24 | 3-6 | -3 | 1.2500 | 2 | 0 | 2 | 0 | 0.8721 |
| 0- Skillings Jr. D/ 1- Thomas D/ 10- Reed J/ 15- Newman III J/ 55- Bandaogo A/ | 02:16 | 2-3 | -1 | 0.8824 | 2 | 0 | 0 | 0 | 0.5814 |
| 0- Skillings Jr. D/ 2- James J/ 5- Fredrick C/ 10- Reed J/ 13- Reynolds J/ | 02:12 | 0-4 | -4 | 0.0000 | 4 | 0 | 1 | 0 | 0.0000 |
| 0- Skillings Jr. D/ 2- James J/ 10- Reed J/ 13- Reynolds J/ 41- Lukosius S/ | 02:12 | 5-0 | 5 | 2.2727 | 2 | 1 | 0 | 0 | 1.7361 |
| 0- Skillings Jr. D/ 2- James J/ 13- Reynolds J/ 15- Newman III J/ 41- Lukosius S/ | 01:39 | 8-2 | 6 | 4.8485 | 3 | 1 | 0 | 0 | 1.6393 |
| 0- Skillings Jr. D/ 2- James J/ 15- Newman III J/ 41- Lukosius S/ 55- Bandaogo A/ | 01:13 | 4-4 | 0 | 3.2698 | 1 | 0 | 0 | 0 | 1.3889 |
| 2- James J/ 10- Reed J/ 15- Newman III J/ 41- Lukosius S/ 55- Bandaogo A/ | 00:54 | 2-4 | -2 | 2.2181 | 0 | 0 | 1 | 0 | 1.0638 |
| 2- James J/ 10- Reed J/ 13- Reynolds J/ 15- Newman III J/ 41- Lukosius S/ | 00:38 | 0-2 | -2 | 0.0000 | 0 | 0 | 0 | 0 | 0.0000 |
| 0- Skillings Jr. D/ 2- James J/ 10- Reed J/ 41- Lukosius S/ 55- Bandaogo A/ | 00:31 | 0-2 | -2 | 0.0000 | 1 | 0 | 1 | 0 | 0.0000 |
| 0- Skillings Jr. D/ 1- Thomas D/ 5- Fredrick C/ 41- Lukosius S/ 55- Bandaogo A/ | 00:29 | 0-0 | 0 | 0.0000 | 2 | 0 | 0 | 0 | 0.0000 |
| 0- Skillings Jr. D/ 2- James J/ 10- Reed J/ 15- Newman III J/ 55- Bandaogo A/ | 00:17 | 0-0 | 0 | 0.0000 | 0 | 0 | 0 | 0 | 0.0000 |
| 0- Skillings Jr. D/ 1- Thomas D/ 5- Fredrick C/ 13- Reynolds J/ 15- Newman III J/ | 00:12 | 0-1 | -1 | 0.0000 | 0 | 0 | 0 | 0 | 0.0000 |
| 1- Thomas D/ 5- Fredrick C/ 10- Reed J/ 15- Newman III J/ 55- Bandaogo A/ | 00:11 | 0-3 | -3 | 0.0000 | 0 | 0 | 0 | 0 | 0.0000 |
| 0- Skillings Jr. D/ 13- Reynolds J/ 15- Newman III J/ 41- Lukosius S/ 55- Bandaogo A/ | 00:02 | 0-0 | 0 | 0.0000 | 0 | 0 | 0 | 0 | 0.0000 |
| 0- Skillings Jr. D/ 2- James J/ 15- Newman III J/ 30- Lakhin V/ 41- Lukosius S/ | 00:00 | 0-0 | 0 | 0.0000 | 0 | 0 | 0 | 0 | 0.0000 |



Cincinnati at UCF

02/17/24 Addition Financial Arena, Orlando
2023-24 Men's Basketball

Game Time: 4:00 PM
Game Duration: 2:18
Attendance: 8,624

Officials: Rick Crawford, Chance Moore, Blake Harris

UCF

| Lineup | Time | Score | Score Diff | Pts/Min | Reb | Stl | Tov | Ass | PPP |
|---|-------|-------|------------|---------|-----|-----|-----|-----|--------|
| 2- Allen S/ 3- Johnson D/ 11- Diallo I/ 21- Walker C/ 24- Sellers J/ | 12:32 | 20-34 | -14 | 1.5957 | 8 | 2 | 2 | 4 | 0.9242 |
| 2- Allen S/ 3- Johnson D/ 5- Payne O/ 24- Sellers J/ 31- Sylla T/ | 05:48 | 12-6 | 6 | 2.0690 | 6 | 2 | 1 | 3 | 1.2712 |
| 2- Allen S/ 3- Johnson D/ 5- Payne O/ 13- Avery M/ 24- Sellers J/ | 03:50 | 6-4 | 2 | 1.5652 | 4 | 1 | 0 | 1 | 1.2295 |
| 1- Jones A/ 2- Allen S/ 5- Payne O/ 13- Avery M/ 24- Sellers J/ | 02:54 | 4-4 | 0 | 1.3793 | 3 | 0 | 0 | 1 | 0.8000 |
| 2- Allen S/ 11- Diallo I/ 21- Walker C/ 22- Machowski N/ 24- Sellers J/ | 02:50 | 2-7 | -5 | 0.7059 | 2 | 0 | 1 | 0 | 0.6667 |
| 2- Allen S/ 5- Payne O/ 22- Machowski N/ 24- Sellers J/ 31- Sylla T/ | 02:24 | 5-0 | 5 | 2.0833 | 3 | 0 | 0 | 1 | 1.2887 |
| 1- Jones A/ 2- Allen S/ 11- Diallo I/ 21- Walker C/ 22- Machowski N/ | 02:06 | 3-3 | 0 | 1.4286 | 2 | 1 | 1 | 1 | 0.8721 |
| 3- Johnson D/ 5- Payne O/ 12- Langford Jr. D/ 13- Avery M/ 24- Sellers J/ | 02:03 | 5-7 | -2 | 2.4213 | 1 | 0 | 1 | 1 | 1.1261 |
| 1- Jones A/ 3- Johnson D/ 11- Diallo I/ 13- Avery M/ 21- Walker C/ | 01:26 | 0-4 | -4 | 0.0000 | 1 | 0 | 1 | 0 | 0.0000 |
| 3- Johnson D/ 5- Payne O/ 12- Langford Jr. D/ 13- Avery M/ 22- Machowski N/ | 01:11 | 6-1 | 5 | 5.0704 | 0 | 1 | 0 | 1 | 2.0000 |
| 1- Jones A/ 3- Johnson D/ 5- Payne O/ 22- Machowski N/ 31- Sylla T/ | 00:46 | 0-1 | -1 | 0.0000 | 0 | 0 | 1 | 0 | 0.0000 |
| 2- Allen S/ 3- Johnson D/ 5- Payne O/ 21- Walker C/ 24- Sellers J/ | 00:45 | 5-1 | 4 | 6.6667 | 1 | 0 | 0 | 1 | 2.5000 |
| 3- Johnson D/ 5- Payne O/ 13- Avery M/ 22- Machowski N/ 24- Sellers J/ | 00:32 | 4-3 | 1 | 7.4766 | 2 | 0 | 1 | 0 | 1.7241 |
| 2- Allen S/ 3- Johnson D/ 11- Diallo I/ 13- Avery M/ 21- Walker C/ | 00:31 | 2-0 | 2 | 3.8710 | 0 | 0 | 0 | 0 | 1.0638 |
| 2- Allen S/ 3- Johnson D/ 5- Payne O/ 13- Avery M/ 21- Walker C/ | 00:21 | 0-0 | 0 | 0.0000 | 0 | 1 | 0 | 0 | 0.0000 |
| 2- Allen S/ 3- Johnson D/ 5- Payne O/ 12- Langford Jr. D/ 13- Avery M/ | 00:00 | 0-1 | -1 | NaN | 0 | 0 | 0 | 0 | 0.0000 |