



KNIGHTS

MEN'S BASKETBALL



2024 PHILLIPS 66 BIG 12 CONFERENCE CHAMPIONSHIP | FIRST ROUND | TUESDAY, MARCH 12, 2024 | 12:30 P.M. ET

16-14 OVERALL	7-11 BIG 12	61 NET RANKING		12-19 OVERALL	4-14 BIG 12	120 NET RANKING
Johnny Dawkins HEAD COACH / DUKE, 1986	147-101 AT UCF, 8TH SEASON	303-216 OVERALL, 16TH SEASON		Nike Boynton HEAD COACH / SOUTH CAROLINA, 2004	119-108 AT OKLAHOMA ST., 7TH SEASON	119-108 OVERALL, 7TH SEASON
UCF KNIGHTS ESPN BPI - 51 KenPom - 60			#12 Seed	Kansas City, Mo. T-Mobile Center (18,000)		#13 Seed
				OKLAHOMA ST. COWBOYS ESPN BPI - 115 KenPom - 107		

SCHEDULE & RESULTS

Overall Record: 16-14

Big 12 Conference: 7-11 | Non-Conference: 9-3

Home: 11-7 | Away: 3-7 | Neutral: 2-0

Nov. 6	FIU	ESPN+	W, 85-62
Nov. 10	at #13/13 Miami	ACCNX	L, 88-72
Nov. 16	Cal St. Fullerton	ESPN+	W, 72-44
Nov. 19	vs. South Dakota State*	PassThaBall Live	W, 83-80
Nov. 20	vs. Charlotte*	PassThaBall Live	W, 74-71 (OT)
Nov. 26	Stetson	ESPN+	L, 85-82
Dec. 2	Lipscomb	ESPN+	W, 72-57
Dec. 6	Jacksonville	ESPN+	W, 94-52
Dec. 10	Ole Miss	ESPN+	L, 70-68
Dec. 18	Maine	ESPN+	W, 74-51
Dec. 21	Florida A&M	ESPN+	W, 69-56
Dec. 29	Bethune-Cookman	ESPN+	W, 98-54



Jan. 6	at Kansas State*	ESPN2	L, 77-52
Jan. 10	#3/3 Kansas*	ESPN+	W, 65-60
Jan. 13	#18/17 BYU*	ESPN+	L, 63-58
Jan. 17	at Texas*	Longhorn Network	W, 77-71
Jan. 20	at #5/5 Houston*	ESPN+	L, 57-42
Jan. 23	West Virginia*	ESPN+	W, 72-59
Jan. 27	at Cincinnati*	ESPN+	L, 68-57
Jan. 31	#18/18 Baylor*	ESPN+	L, 77-69
Feb. 3	#23/24 Oklahoma*	ESPN+	W, 74-63
Feb. 10	at #23/23 Texas Tech*	ESPN+	L, 66-59
Feb. 13	at #19/17 BYU*	ESPN+	L, 90-88
Feb. 17	Cincinnati*	ESPN+	L, 76-74
Feb. 20	at West Virginia*	ESPNU	L, 77-67
Feb. 24	#23/23 Texas Tech*	ESPN+	W, 75-61
Feb. 28	at Oklahoma State*	ESPN+	W, 77-71
Mar. 2	#8/6 Iowa State*	ESPN+	L, 60-52
Mar. 6	#1/1 Houston*	ESPN+	L, 67-59
Mar. 9	at TCU*	ESPN+	W, 79-77

2024 Phillips 66 Big 12 Men's Basketball Championship

Mar. 12	vs. Oklahoma State	ESPN+	12:30 p.m.
---------	--------------------	-------	------------

* - Jacksonville Classic - hosted in St. Augustine, Fla.
 * - Big 12 Conference contest
 Home games are in bold
 Rankings listed are AP/Coaches polls, receiving votes not displayed
 All times Eastern

SOCIAL KNIGHTS

- Twitter/X @UCF_MBB
- Instagram @UCF.MBB
- Facebook /UCFMensBasketball
- UCF Athletics (Twitter/X) @UCFNight
- Hashtags #ChargeOn
- Website www.ucfnights.com

BROADCAST INFORMATION

Media	Channel	PxP	Analyst
TV	Big 12 Now on ESPN+	Rich Hollenberg	Fran Fraschilla
Radio	FM 96.9 The Game	Marc Daniels	-

SERIES AT A GLANCE

Overall	UCF leads 2-0
At a Neutral Site	UCF leads 1-0
Last Meeting	Feb. 28, 2024: UCF won 77-71 in Stillwater

UCFACTS - KNIGHT NOTES

WRAPPING UP INAUGURAL BIG 12 CONFERENCE SLATE WITH A WIN

- UCF visited TCU for its final regular season game of its first season in the Big 12 and came away with a 79-77 victory. It was the first time this season in 15 tries that UCF erased a deficit with under two minutes to play to come back and win the game. The contest had a season-high 17 lead changes and 14 ties.
- Darius Johnson was sensational, willing UCF to victory with 33 points and nine rebounds, both career-highs, as well as tying a career high in three pointers made with five. He was an efficient 9-for-13 from the field including five-of-six from deep.
- Two of UCF's road wins this season came in the state of Texas and all of them were in the central time zone.
- UCF finishes the year 7-5 against teams that were already in the Big 12 prior to the Knights joining for the 2023-24 season.
- Eleven of UCF's 18 conference games were decided by single-digits in the score column.

TRIO NAMED ALL-BIG 12 HONORABLE MENTION

- Ibrahima Diallo, Darius Johnson and Jaylin Sellers earned All-Big 12 Honorable Mention nods as announced by the conference on Sunday, Mar. 10. The trio will go down as the first to garner postseason recognition in UCF's new league.
- As of the end of the regular season Diallo has led the Big 12 in blocks per game since Jan. 2 and led the Knights in blocks in 16 of 30 scheduled contests. He swatted three or more blocks in nine regular season games. He also had three of UCF's six double-doubles on the season, averaging 11.7 points and 15.0 rebounds across those three contests.
- Johnson had a campaign to remember, one that saw him improve in many areas. He more than doubled the amount of three-pointers he made last season, setting a new career-high, as well as earning career bests in points per game, steals and assists.
- Sellers was the first Knight to earn a Big 12 award, earning a Co-Newcomer of the Week honor back on Nov. 27. He has ranked among the top point scorers in the Big 12 all season and finished in fifth with 16.0 points per game. Going into postseason play, Sellers is on pace to have the highest scoring season at UCF since B.J. Taylor posted 17.4 during the 2016-17 campaign.

DEFENDING AT AN ELITE LEVEL

- UCF is an impressive 74-9 when holding opponents to 60 points or less since Dawkins' arrival in 2016-17.
- The Knights have posted an 81-16 record under Dawkins when holding an opponent under 40% shooting from the field. When holding a team to 33.3% or less, UCF is 37-2 under Dawkins. Furthermore, the Black and Gold are 15-1 when holding a team to under 30% from the field under their current head coach.

HELD OFF BY HOUSTON

- The Knights led Houston through halftime on Mar. 6 with the Cougars ranked No. 1 in the nation. It was the first time UCF had led a top-ranked team through the first half. However, Houston led for the final 12:01 of the contest, handing UCF an eight-point loss on Senior Knight, where Antwann Jones, Shemarri Allen, Omar Payne, Ibrahima Diallo and C.J. Walker were celebrated.
- Houston was the first No. 1 team that UCF had hosted, drawing a crowd of 9,390 into Addition Financial Arena, the sixth-highest mark in the history of Addition Financial Arena. The Cougars missed nine free-throws in front of the palm frond-filled student section in the second half, the most by an opponent in Big 12 play at that end of the floor.
- The Knights and Cougars first met in the 2005-06 season in Conference USA, the Knights' first year in the league. The pair then went to the American Athletic Conference in 2013-14 and departed together this past offseason for the Big 12.
- Houston was one of four No. 1 teams UCF has faced in its history. The most recent prior to this March's meeting was another meeting in March as UCF was edged by No. 1 Duke in the second round of the 2019 NCAA Tournament. The other two meetings with a top-ranked team were at Memphis in 2008 and in the 1996 NCAA Tournament against UMass.

LAST GAME'S STARTING FIVE

	3	Darius Johnson	GP-GS	Pts.	Reb.	Ast.	FG%	3P%	FT%
JR-6	Ranks 15th in nation and third in Big 12 in steals per game at 2.27		30-29	14.8	3.2	3.7	.402	.375	.817
	24	Jaylin Sellers	GP-GS	Pts.	Reb.	Ast.	FG%	3P%	FT%
JR-6	Earned sixth 20+ point game of season with 20 points vs. No. 23 Oklahoma		30-29	16.0	3.5	1.1	.424	.302	.839
	2	Shemarri Allen	GP-GS	Pts.	Reb.	Ast.	FG%	3P%	FT%
SR-6	Ranks fifth in the Big 12 in steals per game, averaging 1.82		28-27	7.6	3.8	2.7	.399	.225	.622
	21	C.J. Walker	GP-GS	Pts.	Reb.	Ast.	FG%	3P%	FT%
SR-7	Scored a season-high 15 points on Senior Knight vs. No. 1 Houston		17-13	7.5	4.9	0.6	.385	.250	.653
	11	Ibrahima Diallo	GP-GS	Pts.	Reb.	Ast.	FG%	3P%	FT%
SR-7	Leads the Big 12 in blocks (53) and blocks per game (1.83)		29-16	6.2	5.6	0.4	.559	-	.573



UCF, NOT CENTRAL FLORIDA

A warm Sunshine State hello to all our new conference-mates in the Big 12 and to others we may not have crossed paths with before. The 2023-24 season is our first in our new conference, and we'd like to make sure you are referred to correctly on all accounts. Please refer to the University of Central Florida as UCF, not Central Florida, on all references. Also, it is not "Golden Knights," instead, we are simply known as the "Knights."

TEAM COMPARISON

UCF			OSU			
Big 12	Nat'l	Value	Stat Category	Value	Nat'l	Big 12
12	247	71.3	Points per Game	71.3	248	13
3	47	67.0	Scoring Defense	72.6	195	13
11	121	+4.3	Scoring Margin	-1.3	254	13
14	297	42.1	Field Goal %	44.3	206	10
5	33	40.9	Opponent Field Goal %	45.9	301	14
14	303	31.3	3-Point %	33.5	208	11
12	253	6.6	3-Point Makes per Game	8.1	114	4
8	130	32.8	Opponent 3-Point %	33.6	176	10
9	232	70.7	Free Throw %	69.8	270	11
5	80	37.47	Rebounds per Game	33.58	282	14
3	47	12.23	Offensive Rebounds per Game	9.16	265	13
7	82	+3.1	Rebound Margin	-0.1	210	13
14	291	11.6	Assists per Game	13.4	150	10
12	274	12.9	Turnovers per Game	12.9	280	13
4	41	14.30	Turnovers Forced per Game	11.68	187	9
14	310	0.90	Assist-to-Turnover Ratio	1.04	220	11
4	21	8.7	Steals per Game	6.3	185	9
1	17	5.1	Blocks per Game	2.6	289	14

bold & italic indicates top 50 national ranking - updated to include all games through Sun., Mar. 10

RECORD BY STARTING LINEUP

GUARD	GUARD	GUARD/FWD	FORWARD	FORWARD	RECORD/PPG
Johnson	Sellers	Allen	Langford Jr.	Payne	4-2 / 74.7
Johnson	Sellers	Allen	Sylla	Payne	3-2 / 80.2
Johnson	Sellers	Avery	Sylla	Payne	1-0 / 72.0
Langford Jr.	Sellers	Allen	Sylla	Payne	1-0 / 74.0
Johnson	Sellers	Allen	Walker	Diallo	5-7 / 67.3
Johnson	Allen	Avery	Walker	Diallo	1-0 / 77.0
Johnson	Sellers	Langford Jr.	Sylla	Diallo	0-1 / 57.0
Johnson	Sellers	Jones	Sylla	Diallo	0-1 / 69.0
Johnson	Sellers	Jones	Allen	Diallo	1-0 / 74.0
Johnson	Sellers	Jones	Allen	Payne	0-1 / 59.0

PPG represents points scored by UCF in games with starting lineup, not the starters' combined stats

CONSECUTIVE STARTS

Player	Active UCF Streak	Longest UCF Streak	Longest Career Streak
Darius Johnson	20	24	24
Jaylin Sellers	14	15	45
Shemarri Allen	10	11	25
C.J. Walker	8	13	13
Ibrahima Diallo	8	8	39
Omar Payne	0	13	13
Thierno Sylla	0	7	7
DeMarr Langford Jr.	0	3	25
Antwann Jones	0	3	3
Marchelus Avery	0	1	5

**indicates active longest career streak*

SERIES INFORMATION

Total Meetings	2
Series	UCF leads 2-0
in Orlando / Stillwater / Neutral	N/A / 1-0 / 1-0
Last Meeting	Feb. 28, 2024; UCF won 77-71 in Stillwater
Last UCF Win	Feb. 28, 2024; 77-71
Last Home Win	N/A
Last Road Win	Feb. 28, 2024; 77-71
Last Neutral Win	Nov. 18, 2022; 60-56 (OT)
Last Loss	N/A
Last Home Loss	N/A
Last Road Loss	N/A
Last Neutral Loss	N/A
Largest Margin of Victory	6; Feb. 28, 2024; 77-71
Largest Margin of Defeat	N/A
Streak	UCF W2

Date	Previous Meetings		Result
	H/A/N	W/L	
Feb. 28, 2024	A	W	77-71
Nov. 18, 2022	N	W	60-56 (OT)

UCFACTS - KNIGHT NOTES (CONT.)

GO DJ, THAT'S OUR DJ

- Darius Johnson's career night at TCU on Mar. 9 was the cherry on top of what has been an incredible season.
- His 33-point outing at TCU was a career-high, and the five made three-pointers tied a career-high. The scoring performance topped a 29-point outing at West Virginia on Feb. 20, which was a career-high at the time and shattered the 25-point career-best he set earlier in the season against Charlotte (Nov. 20) and Ole Miss (Dec. 10).
- Johnson has snatched 2.27 steals per game, a mark that's third in the conference and 15th in the nation. The TCU game saw an 11-game streak with multiple steals snapped, a run that saw him swipe exactly four steals on six occasions. He has added to seventh on UCF's career steals list at 153 and is already at a career high for steals in a season.
- Johnson is now sitting in eighth place on UCF's career assists list with 306, passing UCF Hall of Famer Bo Clark. He reached the 300 mark vs. Iowa State on Mar. 2, 2024 and got his 200th career assist against Miami on Nov. 10, 2023.
- Johnson compiled 23 points, 10 assists and seven rebounds in UCF's contest against No. 18 Baylor. It was the third double-double of his career and the first of the season. The 10 assists tied a career high while five made threes set a new career high.
- Johnson had a stretch of 10 games where he shot 48% on 52 three-point attempts, which came to an end after not making a three-pointer against Houston on Jan. 20. Overall, Johnson made at least two threes in those 10 games and had strung together 12 straight games with at least one three. The 10-game surge boosted his season three-point pct. to 39.5%.

THE SPACE GAME

- UCF's contest against No. 8/6 Iowa State was the third men's basketball space game in program history. The Space Game is a celebration of UCF's connections to its origin and its ties to NASA and countless space related projects over the years.
- The Knights were a perfect 2-0 in Space Games until Iowa State topped UCF 60-52.
- UCF's rich history of space exploration made its way to the hardwood during the 2019-20 season for the first "Space Game" in program history. The Citronauts, or 'Nauts for short, topped Tulsa 83-75 on Feb. 9, 2020, behind Darin Green Jr.'s 26 points. The Space Game made its long-awaited return during the 2022-23 campaign with a fresh set of white uniforms with a new 'Nauts script logo across the chest. The uniforms debuted on Feb. 11, 2023, as the 'Nauts launched a barrage of threes, netting 17 and setting the single-game record for made three-pointers in school history while beating Tulsa 96-52.

CORRALING THE COWBOYS

- UCF erased a 12-point deficit to earn its second road win of Big 12 play, beating Oklahoma State 77-71. The Knights trailed by a dozen with 4:37 on the clock in the first half but were able to cut the deficit to four by halftime.
- The Knights outscored Oklahoma State 39-29 the rest of the way, holding the Cowboys to just one three pointer in the second half and a clip of 36.4% from the field. Four Knights finished with 10+ points (Johnson, 15; Allen, 14; Sellers, 12; Walker, 10).
- The Black and Gold are now 2-0 against Oklahoma State, with its other win coming in the semifinals of the Baha Mar Hoops Bahamas Championship in a ballroom at the Baha Mar in Nassau, Bahamas. The Knights beat the Cowboys 60-56 in overtime and then topped Santa Clara to win the tournament. UCF erased a 17-point deficit in the first meeting to win.

RANKED RECORD REACHED IN TOPPING OF TEXAS TECH

- For the first time in program history, UCF achieved three wins over a ranked opponent in a single season after knocking off No. 23/23 Texas Tech 75-61 in the second game of the in-season series. The Knights now own victories over No. 3/3 Kansas, No. 23/24 Oklahoma and No. 23/23 Texas Tech on the 2023-24 campaign. Prior to this season, the Knights had beaten multiple ranked opponents in the same campaign just once, topping No. 6 Houston on the road and beating No. 19 Cincinnati in Orlando in 2018-19. The year ended with UCF making an NCAA Tournament appearance.
- UCF used a 20-3 run to race past the Red Raiders, doing so after the halfway point in the second half. The run took 8:33 of time off the clock and reached its end with under two minutes remaining in the game.
- The Knights turned the ball over just once inside the final 16 minutes of gameplay, recording their fifth straight game with fewer than 10 turnovers. UCF improved on its rebounding woes after losing the board battle in each contest during the four-game losing streak, tying Texas Tech in boards with 36 apiece. The Red Raiders were the team that started UCF's losing skid.

WALKER SPRINTING BACK

- C.J. Walker has returned to full form after spending parts of the last two seasons with injury. He scored a season-high 15 points against No. 1 Houston, leading UCF in scoring. In total, Walker has five games with double-digit points this season. Because of his injuries, Walker hadn't scored a double-digit game since Mar. 6, 2022 until Dec. 29, 2023.
- After missing 37 straight UCF games due to injury, Walker made his return to the court on Dec. 21, 2023 against Florida A&M. He missed the final 27 games of 2022-23 and the first 10 of the current campaign and missed an additional four straight games later in the calendar, but made his return for the team's road game at No. 23 Texas Tech.
- Walker made his return to the starting lineup in UCF's game versus Kansas for the first time since March 11, 2022, against Memphis. He finished the contest leading the team in blocks with three while scoring seven points in 29:45 on the floor.

PAINT BEASTS

- Ibrahima Diallo and Omar Payne have been critical to UCF's success this season, playing a role in UCF's high block numbers. (See "Big 12 Block Party" for more.)
- Diallo leads the team in total blocked shots on the season, but it was Payne who held the edge in conference play.
- Diallo recorded two double-doubles in a span of 10 days, posting 11 points and 19 rebounds against No. 18/17 BYU on Jan. 13 before scoring 14 points and 12 rebounds on Jan. 23 against West Virginia. He owns three double-doubles on the year.
- Payne earned a career-high six blocks in UCF's game at West Virginia on Feb. 20 and has earned 27 of his 43 blocks during Big 12 play. Diallo recorded 26 rejections in league games.

BIG 12 BLOCK PARTY

- As a team, UCF is hovering near a top-10 national ranking in blocks per game, currently sitting 17th with 5.1 per game.
- According to KenPom, the Knights rank seventh in the nation in block percentage with a mark of 15.1%, which is the amount of blocked shots divided by the amount of two-point attempts an opponent takes.
- Ibrahima Diallo is currently averaging 1.83 blocks per game which stands as the top mark in the Big 12 and 42nd nationally. He retook the conference's blocks per game lead on Jan. 2 after leading the league from Nov. 17-Dec. 29. Diallo has led the Knights in blocked shots in 16 games thus far and has nine games with three or more blocks.
- Diallo ranks as KenPom's No. 8 player in block percentage with a clip of 11.4% while Omar Payne has a mark of 10.9%
- Payne has averaged 1.43 blocks per game, a mark that ranks fifth in the Big 12 with 43 total blocks. He swatted aside a career-high six shots at West Virginia, topping his previous season-high of four blocks against No. 23 Oklahoma.

UNLUCKY; THE MARGIN IS SLIM

- UCF snapped its four game losing streak with a home victory over No. 23 Texas Tech. During the skid, the Knights lost two contests by two points in back-to-back games (at BYU, 90-88; vs. Cincinnati, 76-74). Eight of UCF's 11 losses in Big 12 Conference play have been by single digits. Two of the Knights' non-conference losses were by a single possession.
- KenPom has UCF ranked as the 40th unluckiest team in the country, continuing on a trend that had the Knights as the sixth unluckiest team in the nation last season. UCF finished the 2022-23 season with six losses decided by a single possession and 12 decided by single digits.

QUICK FACTS

UCF INFORMATION

Location	Orlando, Fla.
Founded	1963
Enrollment	68,442
Nickname	Knights
Colors	Black and Gold
Conference	Big 12 Conference
University President	Alexander Cartwright
Director of Athletics	Terry Mohajir
Athletics Phone	(407) 823-2261
Ticket Office Phone	(407) 823-1000

ADDITION FINANCIAL ARENA

Capacity	10,000
Year Opened	Fall 2007
Press Row Phone	(954) 531-4322

BASKETBALL HISTORY

First Year of Basketball	1969-70 (55th season)
First Year in Division I	1984-85 (40th season)
First Year in Big 12	2023-24 (1st season)
All-Time Record	844-689/897-689*
NCAA Tournaments/Last	Five/2019

* 2008-09 (17-14), 2009-10 (15-17), 2010-11 (21-12) victories vacated due to NCAA sanctions

2023-24 TEAM INFORMATION

2022-23 Record	19-15
Conference Record/Finish	8-10/7th
Home Record	11-6
Road Record	5-7
Neutral Record	3-2
Conference Tournament	Quarterfinals
Postseason	NIT Second Round
Starters Returning/Lost	1/4
Total Returning/Lost	7/9
Newcomers	10

STRATEGIC COMMUNICATIONS

Primary Contact	Ken Landis
Cell Phone	(954) 531-4322
Email	klandis@athletics.ucf.edu
Secondary Contact	Ryan Ladika
Email	rladika@athletics.ucf.edu
Mailing Address	Roth Athletics Center 4192 North Orion Blvd. Orlando, FL 32816 www.UCFKnights.com
Website	@UCF_MBB
Twitter	UCF.MBB
Instagram	/UCFMensBasketball
Facebook	

CONFERENCE AFFILIATION HISTORY

	Independent 1984-90		Atlantic Sun 1993-05
	American South 1990-91		Conference USA 2005-13
	Sun Belt 1991-92		American Athletic 2013-23
	Independent 1992-93		Big 12 2023-present

UCFACTS - KNIGHT NOTES (CONT.)

SELLERS DOESN'T NEED TO BUY BUCKETS

- Jaylin Sellers has been one of the nation's most prolific scorers to begin 2023-24, averaging 16.0 points per game which is fifth in the Big 12. He led the Big 12 in scoring from Nov. 27-Dec. 18.
- Sellers earned his sixth 20-point game this season when UCF hosted No. 23 Oklahoma, his second of Big 12 play and second since his career-high 34-point outing (first 30+ point outing of career) against Stetson on Nov. 26. He registered six 20-point outings in 62 career games with Ball State and has matched that with the Knights this season.
- His 34 points scored against Stetson were the most by a Knight since Brandon Mahan had 32 points against No. 15 Florida State on Dec. 19, 2020. Since then, only C.J. Kelly (Jan. 4, 2023 at ECU) and Ithiel Horton (Jan. 11, 2023 vs. Memphis) had reached the 30-point threshold.
- Sellers scored 15 points or more in UCF's first eight games of the season and scored double-digit points in the first 12 games. The last UCF newcomer to score double digits in their first 12 games was Aubrey Dawkins, who helped lead the Knights to an NCAA Tournament appearance in 2018-19. Dawkins went on to score 10+ points in 18 consecutive contests to begin his redshirt junior campaign and tallied 20 or more points on four occasions during the streak.
- Sellers' efforts against Charlotte and Stetson earned a nod as the Big 12 Conference's Co-Newcomer of the Week on Nov. 27. He averaged 26.5 points, pulling in 7.0 rebounds and shooting 59.4% from the field and 46.2% from the three-point arc.
- Sellers scored 23 points in his UCF debut in the season opener. He followed that with a 22-point, 11-rebound double-double at Miami. His first two games as a Knight were eerily similar to that of UCF's 2023 NBA Draft first-round pick Taylor Hendricks, who scored 23 points in the 2022-23 opener and had a 16-point, 12-rebound double-double in his second game.

BATTLE OF THE BOARDS

- UCF's rebounding margin is 7.6 boards per game higher in games the Knights win (+6.6) than in games they lose (-1.0).
- The Knights were outrebounded by 30 boards combined during their four-game losing streak and were outrebounded in each contest during the stretch. UCF is 1-7 this season in Big 12 Conference play when getting outrebounded.

DEFENSE IS A HABIT

- According to ESPN's BPI, UCF currently has the nation's 10th strongest defense and the 12th best according to KenPom.
- UCF teams under Dawkins have traditionally been outstanding defensively, finishing ranked in the top 50 nationally in scoring defense in four of his seven seasons, including two top 10 finishes, finishing sixth in 2016-17 and third in 2017-18.
- The Knights have never finished a season under Dawkins with opponents averaging north of 70 points and have improved upon their scoring defense ranking each season since 2020-21.
- Last season, UCF was ranked top 50 in multiple defensive categories, ranking 29th in opponent three-point percentage (30.7%), 38th in turnovers forced per game (14.82) and 47th in scoring defense (65.5).
- UCF held opponents to 60 points or less in five straight contests at one point during the 2022-23 season. It was a historic streak, marking the first time in Dawkins' 15-year coaching career that any of his teams accomplished the feat. Prior to the Knights' historic streak, the last time UCF had accomplished the feat of holding teams to less than 60 points in five straight games was during 2003-04, which was part of a 14-game winning streak that helped fuel an NCAA Tournament run.
- Since Dawkins' first season as the Knights' head coach in 2016-17, UCF has improved upon their steals per game each season, averaging 4.0 that first campaign to 7.7 at the end of last season, and climbing even higher this go-around.

TURNOVER TIME

- UCF is currently averaging 14.30 forced turnovers per game, a mark that ranks 41st in the nation and fourth in the Big 12. The mark stands as the second best in the Dawkins era, nearing the top mark of 14.82 achieved last season. Until the Feb. 17 game against Cincinnati, UCF had been north of that 14.82 mark all season. A big part of the Knights' turnovers forced have been their steals per game, averaging nearly 10 per game at 8.7, a mark that is 21st in the nation.
- UCF has forced 20 or more turnovers in four games, 15 or more in 12 games and forced double-digit turnovers in all but three.
- KenPom has UCF's defense listed as 29th in the nation in turnover percentage with a 20.6% clip, which indicates that roughly one of every five Knight possessions stems from a turnover. (Calculated by turnovers divided by possessions)
- The Black and Gold forced 26 turnovers against Bethune-Cookman on Dec. 29, 2023, a season high and the highest of the Dawkins era. UCF nabbed 16 steals against FIU on opening night, the first time the Knights recorded 16 steals since facing Cincinnati on Feb. 19, 2020.

DANCIN' DEFENSE

- UCF's defense is posting remarkable numbers so far in 2023-24, numbers that haven't been seen since the team's 2018-19 NCAA Tournament run. The Knights earned their first NCAA Tournament victory that season, a 73-58 win over VCU. The defensive numbers of that run stack up closely with those of this season's team. A direct comparison to a few key categories are below, with the national ranking in parentheses while bold italics indicates a top 25 national mark.

Season	Scoring Defense	Opponent FG%	TOs Forced p/gm.	Steals p/gm.	Blocks p/gm.
2018-19	64.5 (27th)	39.4 (11th)	12.15 (255th)	5.7 (244th)	4.5 (35th)
2023-24	67.0 (44th)	40.9 (33rd)	14.30 (41st)	8.7 (21st)	5.1 (17th)

TOUGH AS NAILS

- At the beginning of Big 12 Conference play, every Big 12 team occupied the top 14 toughest strength of schedule slots, according to ESPN's BPI.
- The Knights had a four game stretch which they faced consecutive ranked opponents, earning a win over No. 23 Oklahoma during the run. UCF then wrapped up its home slate with a two-game stretch against two top-10 foes (No. 8/6 Iowa State, No. 1/1 Houston) following the win at Oklahoma State.

STRENGTH IN NUMBERS

- The Knights have used 10 different starting lineups this season and have won with seven of them. UCF is one of 20 teams in NCAA Division I to use double-digit lineups and one of 11 teams to win with seven or more lineups.
- UCF's bench has been a contributing factor to its success this season, outscoring opponents by a margin of 138 points and holding the scoring edge in 18 games.
- The Knights' bench averages 22.4 points per game, a mark that is 99th nationally and fifth in the Big 12 Conference.
- Marchelus Avery, who has come off the bench in 26 of 28 games he's played, is the team's fourth-leading scorer this year.

RANKED MATCHUPS RECORD

- Through its regular season slate, UCF had 11 meetings with ranked opponents, a program record in a single season. Of the 11 matchups against ranked foes, 10 were in Big 12 play. The Knights snatched wins against No. 3 Kansas, No. 23/24 Oklahoma and No. 23 Texas Tech, representing the most ranked win in a single campaign in program history. While not ranked, TCU finished UCF's regular season schedule and were receiving votes in the coaches poll.
- The 11 contests against top-25 foes topped the nine games against ranked opponents during the 2013-14 campaign. Other years with a high number of ranked foes include seven in 2017-18 and five in the 2018-19 season.

BIG 12 CONFERENCE



Standings School	Big 12		Overall		H	A	N	Streak
	W-L	Pct.	W-L	Pct.				
Houston	15-3	.833	28-3	.903	17-0	7-3	4-0	W9
Iowa State	13-5	.722	24-7	.774	18-0	5-5	1-2	L1
Baylor	11-7	.611	22-9	.710	15-2	4-5	3-2	L1
Texas Tech	11-7	.611	22-9	.710	15-2	4-6	3-1	W3
BYU	10-8	.556	22-9	.710	16-2	3-7	3-0	W1
Kansas	10-8	.556	22-9	.710	15-1	3-7	4-1	L1
Texas	9-9	.500	20-11	.645	14-4	4-6	2-1	W1
TCU	9-9	.500	20-11	.645	12-4	6-5	2-2	L1
Oklahoma	8-10	.444	20-11	.645	14-4	3-6	3-1	L1
Kansas State	8-10	.444	18-13	.581	15-3	2-8	1-2	W1
Cincinnati	7-11	.389	18-13	.581	14-5	4-7	0-1	W1
UCF	7-11	.389	16-14	.533	11-7	3-7	2-0	W1
Oklahoma State	4-14	.222	12-19	.387	10-8	1-9	1-2	L5
West Virginia	4-14	.222	9-22	.290	9-9	0-9	0-4	L5

Standings updated through the completion of the regular season

Preseason Coaches Poll

1. Kansas (12).....	168
2. Houston (2).....	153
3. Texas.....	143
4. Baylor.....	137
5. TCU.....	113
6. Kansas State.....	106
7. Iowa State.....	95
8. Texas Tech.....	80
9. West Virginia.....	70
10. Oklahoma State.....	57
11. Cincinnati.....	55
12. Oklahoma.....	54
13. BYU.....	29
14. UCF.....	14

Preseason Player of the Year

Hunter Dickinson, C, Sr., Kansas

Honorable Mention

Jalen Bridges, Baylor
 RayJ Dennis, Baylor
 Ja'Kobe Walter, Baylor
 Jamal Shead, Houston
 Kevin McCullar Jr., Kansas
 Arthur Kaluma, Kansas State
 Tylor Perry, Kansas State
 Dylan Disu, Texas
 Tyrese Hunter, Texas
 Dillon Mitchell, Texas
 Jesse Edwards, West Virginia
listed alphabetically by school

Preseason Newcomer of the Year

Hunter Dickinson, C, Sr., Kansas

Preseason Freshman of the Year

Ja'Kobe Walter, F, Baylor

Preseason All-Big 12 Team

L.J. Cryer, G, Sr., Houston
 Hunter Dickinson, C, Sr., Kansas
 Dejuan Harris Jr., G, Kansas
 Emanuel Miller, F, Sr., TCU
 Max Abmas, G, Jr., Texas

Weekly Honors

Week	Player of the Week	Newcomer of the Week
Week 1	Ja'Kobe Walter, Baylor, G, Fr.	Hunter Dickinson, Kansas, C, Sr.
Week 2	Hunter Dickinson, Kansas, C, Sr.	Hunter Dickinson, Kansas, C, Sr.
Week 3	Kevin McCullar Jr., KU, G, Gr.	Jaylin Sellers, UCF, G, Jr.
	-	RayJ Dennis, Baylor, G, Sr.
Week 4	Emanuel Miller, TCU, F, Sr.	Chance McMillian, Texas Tech, G, Sr.
Week 5	Arthur Kaluma, Kansas State, F, Jr.	Keshon Gilbert, Iowa State, G, Jr.
Week 6	Micah Peavy, TCU, G, Sr.	Max Abmas, Texas, G, Gr.
Week 7	Raequan Battle, West Virginia, G, Gr.	Raequan Battle, West Virginia, G, Gr.
Week 8	Raequan Battle, West Virginia, G, Gr.	Keshon Gilbert, Iowa State, G, Jr.
	Pop Isaacs, Texas Tech, G, So.	-
Week 9	Hunter Dickinson, Kansas, C, Sr.	Hunter Dickinson, Kansas, C, Sr.
Week 10	Emanuel Miller, TCU, F, Sr.	Max Abmas, Texas, G, Gr.
Week 11	Jamal Shead, Houston, G, Sr.	Arthur Kaluma, Kansas State, F, Jr.
Week 12	Emanuel Miller, TCU, F, Sr.	Chance McMillian, Texas Tech, G, Sr.
Week 13	Hunter Dickinson, Kansas, C, Sr.	Max Abmas, Texas, G, Gr.
Week 14	Dylan Disu, Texas, F, Gr.	Yves Missi, Baylor, C, Fr.
Week 15	Jayden Nunn, Baylor, G, Jr.	Jayden Nunn, Baylor, G, Jr.
Week 16	Tylor Perry, Kansas State, G, Sr.	Chendall Weaver, Texas, G, So.
Week 17	Tyrese Hunter, Texas, G, Jr.	Darrion Williams, Texas Tech, F, So.
	Darrion Williams, Texas Tech, F, So.	

UCFACTS - KNIGHT NOTES (CONT.)

- UCF snapped its streak of eight straight losses to ranked foes with the 65-60 win over No. 3 Kansas on Jan. 10; the most recent win before that was an 86-74 win in Tallahassee over No. 15 Florida State on Dec. 19, 2020.
- The week 17 poll snapped a streak that saw the Big 12 Conference lead the nation in amount of teams in the AP Poll for 13 straight weeks. The Big 12 had eight ranked teams in the week 11 and 13 polls, which was a Big 12 record.
- Twenty percent of the AP Poll's Preseason Top 25 was on the Knights' schedule heading into 2023-24 as five opponents were featured in the preseason rankings while an additional two were receiving votes. (No. 1 Kansas, No. 7 Houston, No. 13 Miami, No. 18 Texas and No. 20 Baylor.)

BRACKETOLOGY

- As of ESPN's Joe Lunardi's Mar. 11 bracketology, UCF has faced 10 teams slated to be in the NCAA Tournament this season. They are: Houston (1-Seed), Iowa State (2-Seed), Baylor (3-Seed), Kansas (4-Seed), BYU (5-Seed), Texas Tech (7-Seed), Texas (8-Seed), Oklahoma (9-Seed), TCU (10-Seed) and Stetson (16-Seed).
- Nine teams on UCF's 2023-24 schedule made the 2022-23 NCAA Tournament with seven of the nine winning at least one tournament game. They are Miami (Final Four), Kansas State (Elite Eight), Texas (Elite Eight), Houston (Sweet 16), Kansas (Second Rd.), Baylor (Second Rd.), TCU (Second Rd.), West Virginia (First Rd.) and Iowa State (First Rd.).

PROTECTING HOME COURT

- UCF has made a habit of protecting Addition Financial Arena under head coach Johnny Dawkins, going 93-34 at home.
- Dawkins and the Knights have earned five wins against ranked foes on their home floor, with an overall record of 5-9.

FILLING ADDITION FINANCIAL

- UCF finished its inaugural Big 12 home schedule with all nine contests finishing in the top 20 in attendance in Addition Financial Arena's history, including four in the top seven, including the highest of the season against Kansas at 9,469 fans.
- The Knights wrapped up the home slate with two announced sellouts prior to tip, joining the only other sellout which was in the 2017 NIT vs. Illinois. UCF sold out the arena against No. 3 Kansas with 9,469 fans while hosting 9,387 fans against No. 23 Oklahoma. The NIT contest against Illinois saw 10,011 fans enter the turnstiles.
- UCF's Big 12 home opener against No. 3 Kansas was announced as a sellout on Dec. 5, 2023, more than month before tip. It was the third highest-attended game in the arena's history. Just days later, another 9,137 fans piled into the building to watch UCF take on No. 18/17 BYU.

BATTLED TO THE END AT BYU

- Down by as many as 19 points and trailing by double-digits at multiple times, the Knights never quit in their contest at BYU, falling by a final score of 90-88. UCF used a barrage of three-pointers late in the contest to keep themselves in it.
- UCF scored 62 points in the second half, the first time scoring 60 or more in a half during the Johnny Dawkins era and the first time since scoring 60 in the first half against ECU on Jan. 16, 2016 in an 89-69 victory. UCF scored 51 of its 62 points in the final 15 minutes of the contest against BYU.
- The Knights turned BYU over 17 times in the game, the highest mark posted in UCF's Big 12 slate. UCF cashed in on 27 points off Cougar turnovers compared to nine points that BYU scored via the Knights nine turnovers.
- UCF went 14-for-26 from the free throw line while BYU shot 40-for-46. A UCF opponent had not made over 35 free throws since Feb. 27, 2010 when Marshall made 43-of-67 free throw attempts; UCF went on to lose that night 121-115 in triple OT.
- The Black and Gold shot just 29.3% in the first meeting between the two sides in January before shooting an impressive 50.7% against BYU in the second meeting to post the highest point total BYU had surrendered to that point on the year.

JAYLIN REACHES 1K

- UCF junior Jaylin Sellers achieved and surpassed the 1,000-career point mark on Saturday at No. 23 Texas Tech, posting 14 points with an impressive four-for-six mark from three-point land.
- Sellers began his career with 207 points in his freshman year at Ball State, shooting 55.1% from the field on his way to a MAC All-Freshman Team nod. His sophomore season saw him explode onto the national scene with a 45.0% clip from long range and was ranked as one of the top 35 three-point shooters, according to KenPom. Sellers compiled 420 points along the way, averaging 13.5 points in his second season. In his first season as a Knight, Sellers has gathered a career-best 428 points, a clip of 16.5 points per game. He has become a true three-level scorer, scoring from each range with confidence.

TOUGH OUTING AT TECH

- The Knights never led in their road contest at No. 23 Texas Tech, but were right there down the home stretch, trailing by one or two points on multiple occasions down the stretch.
- UCF was outrebounded, something that has only happened on six occasions this season, going 2-4 in those games.
- While UCF's defense didn't put up its normal block, steal or turnover numbers, it held Texas Tech to around 10 points under their average points per game on the season. The Knights also held the Red Raiders' leading scorer, Pop Isaacs, to just seven points in the ballgame; he averaged 19.4 points per game in conference play leading up to the Saturday night clash.

CAPTURING CAREER WIN NO. 300

- UCF head coach Johnny Dawkins achieved a milestone in the Knights' win over No. 23/24 Oklahoma, winning his 300th career game as a head coach. He became the sixth active Big 12 Conference head coach to reach the milestone and became one of 82 active Division I head coaches to hit 300.

NATIONALLY RANKED KNIGHTS

Jaylin Sellers	Value	NCAA Rk.	Big 12 Rk.	Omar Payne	Value	NCAA Rk.	Big 12 Rk.
Category				Category			
Points per Game	16.0	194	6	Blocks	43	105	4
Points	479	205	6	Blocks per Game	1.43	103	5
Field Goal Percentage	42.4	288	6				
Field Goals	158	304	8	Darius Johnson			
Field Goal Attempts	373	208	6	Category	Value	NCAA Rk.	Big 12 Rk.
Free Throw Percentage	83.9	111	9	Assists per Game	3.7	195	15
Free Throws	115	150	7	Assists	111	198	14
Free Throw Attempts	137	221	9	Steals per Game	2.27	15	3
				Steals	68	19	3
				Free Throw Percentage	81.7	163	12
				Minutes per Game	32.30	295	13
Ibrahima Diallo							
Category	Value	NCAA Rk.	Big 12 Rk.	Shemarri Allen			
Blocks	53	57	1	Category	Value	NCAA Rk.	Big 12 Rk.
Blocks per Game	1.83	42	1	Steals per Game	1.82	81	5
Offensive Reb. per Game	2.03	273	14	Steals	51	121	7

updated to include all games through Sun., Mar. 10





POLLS & RANKINGS

AP POLL				COACHES POLL			
Week 19 - Mar. 11				Week 19 - Mar. 11			
Rk.	Team (1st Votes)	Record	Pts.	Rk.	Team (1st Votes)	Record	Pts.
1	Houston (52)	28-3	1540	1	Houston (29)	28-3	772
2	UConn (6)	28-3	1471	2	UConn	28-3	732
3	Purdue (4)	28-3	1453	3	Purdue (2)	28-3	728
4	North Carolina	25-6	1361	4	North Carolina	25-6	671
5	Tennessee	24-7	1291	5	Tennessee	24-7	653
6	Arizona	24-7	1125	6	Creighton	23-8	569
7	Iowa State	24-7	1120	7	Arizona	24-7	566
8	Creighton	23-8	1094	8	Iowa State	24-7	546
9	Kentucky	23-8	1018	9	Kentucky	23-8	513
10	Marquette	23-8	1011	10	Marquette	23-8	487
11	Duke	24-7	976	11	Duke	24-7	481
12	Auburn	24-7	914	12	Auburn	24-7	423
13	Illinois	23-8	802	13	Baylor	22-9	387
14	Baylor	22-9	786	14	Illinois	23-8	385
15	South Carolina	25-6	567	15	Gonzaga	24-6	274
16	Kansas	22-9	558	16	South Carolina	25-6	273
17	Gonzaga	24-6	511	17	Kansas	22-9	256
18	Utah State	26-5	486	18	Utah State	26-5	249
19	Alabama	21-10	432	19	Alabama	21-10	217
20	BYU	22-9	381	20	Saint Mary's	24-7	193
21	Saint Mary's	24-7	306	21	BYU	22-9	166
22	Washington State	23-8	239	22	Nevada	26-6	109
23	Nevada	26-6	223	23	Texas Tech	22-9	104
24	Dayton	24-6	155	24	Dayton	24-6	103
25	Texas Tech	22-9	149	25	Washington State	23-8	82

RECEIVING VOTES: Boise St. 46, South Florida 27, San Diego St. 21, Drake 16, **Texas 14**, James Madison 14, FAU 11, Florida 8, Princeton 7, Nebraska 6, New Mexico 4, Colorado 2, McNeese St. 2, Colorado St. 1, Wake Forest 1, Indiana St. 1.

RECEIVING VOTES: Boise State 30; San Diego State 19; James Madison 19; Florida 17; Drake 15; South Florida 11; Nebraska 7; **Oklahoma 6**; Florida Atlantic 6; Colorado 3; Princeton 1; Northwestern 1; Indiana State 1

* UCF opponents listed in bold italics.

UCFACTS - KNIGHT NOTES (CONT.)

• Throughout his career, he picked up some memorable wins, winning two NIT championships at Stanford (wins No. 75 and No. 141), UCF's first March Madness victory (No. 223) and an NIT victory over in-state rival Florida (No. 287).

MAKING HISTORY WHILE SENDING THE SOONERS HOME

- UCF matched up with No. 23/24 Oklahoma on Feb. 3 and made history in doing so, beating the Sooners 74-63 for the program's second ranked win of the season, with the other coming at home against No. 3 Kansas.
- The feat of beating two ranked teams was the second occurrence in program history, the other time coming back in 2018-19 when UCF won at No. 6 Houston and then beat No. 19 Cincinnati in Orlando five days apart (Mar. 2 & 7, 2019).
- The Knights never trailed in the ballgame, the second time in UCF's Big 12 Conference slate accomplishing the feat, with the other time coming at home against West Virginia.
- UCF continued its trend of building a double-digit lead, going up by 10 or more for the fourth straight game, leading Oklahoma by as many as 17 at one point.
- The story of the night was free throws as UCF made a season-high 28 on a season-high 32 attempts after shooting just one-of-seven the previous game. Shemarri Allen also returned to the lineup after missing a pair of games due to injury.
- UCF posted their highest blocks and steals marks in Big 12 play this season against the Sooners, swatting aside nine shots and snatching 12 steals. It was the sixth time this season the Knights have registered a dozen or more steals.

A TALE OF TWO HALVES

- UCF's first five Big 12 games saw the Knights trail at halftime and trail by double digits at some point during each contest. On the flip side, UCF led at halftime and led by double digits at some point during each of the next four contests. The Knights came back to win two of their first five contests (No. 3 Kansas and Texas) and nearly a third against BYU. UCF's first two wins in Big 12 Conference play came via the comeback, trailing by 16 to both No. 3 Kansas and Texas. The Knights led for a total of 19:53 in their first four halves of their Big 12 wins, leading Kansas at home for a total of 16:22 and Texas for 3:31 on the road. There were nine lead changes in those first two games UCF won in Big 12 play.
- In their first four Big 12 games, the Knights shot 46.4% in the second half compared to 32.0% in the first, a 14.4% difference.

COUNTRY ROADS CLOSED

- The Knights earned a 15-point victory over West Virginia on Jan. 23, putting UCF at 3-3 in conference play. UCF never trailed against the Mountaineers, the first occurrence in Big 12 play. It was also the first Big 12 game that the Knights haven't trailed at halftime or been down by double digits.
- Ibrahima Diallo earned his second double-double in 10 days, posting 14 points and 12 rebounds while rejecting four shots.
- Shemarri Allen had four steals in the contest, extending his steal streak to eight games. His effort led to him cracking into the top five in steals per game in the Big 12 and in the nation's top 75 with an average of 1.94. As a team, UCF snatched 10 steals, the seventh time this season with double-digit thefts.

COACH DAWKINS - ONE OF ONE

- UCF's Johnny Dawkins is the only Big 12 Conference head coach to play in the NBA and be a first round draft pick. BYU's Mark Pope joins Dawkins as the only other Big 12 head coach to play in the Association.
- Dawkins was honored as the Naismith College Player of the Year in 1986 and is the only current head coach in NCAA Division I who has won the award. There are two former winners of the honor that served as head coaches as Patrick Ewing (1985 winner) was the Georgetown head coach from 2017-2023 while Danny Manning (1988 winner) was the head coach at Tulsa from 2012-14 and Wake Forest from 2014-20 and is now an associate head coach at Louisville.
- Dawkins is one of 13 coaches in the Power 5 and Big East who played in the NBA and is one of just five coaches who averaged double-digit points while in The Association. Dawkins averaged 11.1 points per game in nine seasons.

TAKING DOWN TEXAS

- UCF earned its first Big 12 road league win with a 77-71 win at Texas, one that saw the Knights come from down 12 at halftime, 15 in the second half, and 16 in the first. The 12 point deficit was the most UCF had trailed at halftime this season, and the 44 points allowed in the first half were the most UCF had allowed to an opponent in the first half this season.
- UCF finished the game with a 31-12 run over the final 12 minutes, including a 10-0 run in a two-minute span to help mount the comeback. The Knights finished the game with their highest field-goal percentage in a game this season at 50.9%.
- Led by Jaylin Sellers' 24 points, the Knights had five players score double digit points for the second time this season. Shemarri Allen had 17, Darius Johnson had 11 while C.J. Walker and Omar Payne had 10 each.
- The Knights only led for 3:31 of the game, but found a way to win in the end, taking the lead for the final time at 69-68.

WE BELONG - BEATING NO. 3 KANSAS

- In his Jan. 4 press conference ahead of UCF's Big 12 Conference slate, head coach Johnny Dawkins relayed the message to his players and the media that "we belong" in the team's new conference. He and his team proved it six days later, beating No. 3 Kansas 65-60 in UCF's first league game at home as part of the Big 12.
- The win was highest-ranked team that UCF had beat in its history, topping the program's victory over No. 4 UConn in 2011. It was just the team's second win over a top-five team. The victory snapped a streak of eight losses to ranked foes, with the

UCF WEEK-BY-WEEK

	AP	COACHES	NET	ESPN BPI	KENPOM	RECORD
Preseason	NR	NR	-	49	72	0-0
Week 2	NR	NR	-	48	73	1-1
Week 3	NR	NR	-	47	64	3-1
Week 4	NR	NR	-	59	78	4-2
Week 5	NR	NR	112	66	79	5-2
Week 6	NR	NR	83	58	75	6-3
Week 7	NR	NR	84	57	80	6-3
Week 8	NR	NR	82	61	78	8-3
Week 9	NR	NR	69	53	75	9-3
Week 10	NR	NR	80	64	87	9-4
Week 11	NR	NR	75	64	77	10-5
Week 12	NR	NR	67	55	72	11-6
Week 13	NR	NR	71	56	72	12-7
Week 14	NR	NR	67	55	69	13-8
Week 15	NR	NR	66	58	65	13-9
Week 16	NR	NR	68	53	70	13-11
Week 17	NR	NR	69	59	70	14-12
Week 18	NR	NR	65	57	65	15-13
Week 19	NR	NR	61	55	60	16-14
Final	-	-	-	-	-	-

All rankings are updated on Monday of each respective week. First NET rankings debuted in Week 5.

BIG 12 CONFERENCE TEAMS IN NATIONAL POLLS

Week	Baylor	BYU	UCF	Cincinnati	Houston	Iowa State	Kansas	Kansas State	Oklahoma	Oklahoma State	TCU	Texas	Texas Tech	West Virginia
Preseason	20/17	-	-	-	7/6	-/RV	1/1	RV/RV	-	-	RV/RV	18/18	-	-
Week 2	15/13	RV/RV	-	-	6/6	RV/RV	1/1	-	-	-	RV/RV	19/17	-	-
Week 3	13/12	RV/RV	-	-	6/6	RV/RV	1/1	-/RV	RV/-	-	RV/RV	15/17	-	-
Week 4	9/9	19/19	-	RV/RV	6/5	RV/RV	5/6	RV/-	25/RV	-	RV/RV	16/18	-	-
Week 5	6/6	14/113	-	RV/RV	2/3	-/RV	2/3	-	19/22	-	RV/RV	12/16	-	-
Week 6	6/6	18/17	-	-/RV	4/3	RV/RV	2/2	RV/-	11/12	-	RV/RV	19/22	-	-
Week 7	10/10	17/15	-	-	3/3	RV/RV	2/2	-	7/8	-	RV/RV	19/22	-	-
Week 8	17/19	14/12	-	-	3/3	RV/RV	2/2	-	12/13	-	-/RV	21/24	-	-
Week 9	18/18	12/12	-	-	3/3	RV/RV	2/2	-	11/11	-	-/RV	20/22	-	-
Week 10	14/14	18/17	-	RV/RV	2/2	RV/RV	3/3	-	9/9	-	RV/RV	25/RV	RV/RV	-
Week 11	9/9	20/19	-	-	5/5	24/20	3/4	-	15/16	-	19/22	RV/RV	25/25	-
Week 12	15/14	21/19	-	-	4/4	23/18	7/8	RV/RV	11/13	-	RV/RV	RV/RV	20/21	-
Week 13	18/18	22/21	-	-	4/4	12/11	8/9	-	23/24	-	25/25	RV/RV	15/15	-
Week 14	13/13	21/19	-	-	5/5	14/14	4/4	-	RV/RV	-	RV/RV	RV/RV	23/23	-
Week 15	12/13	19/17	-	-	3/3	10/10	6/7	-	25/21	-	RV/RV	RV/-	RV/RV	-
Week 16	11/11	25/21	-	-	2/2	6/6	9/10	-	-/RV	-	RV/25	-	23/23	-
Week 17	15/14	RV/RV	-	-	1/1	8/6	7/9	-	RV/RV	-	RV/RV	-	RV/RV	-
Week 18	11/11	20/23	-	-	1/1	6/6	14/15	-	-/RV	-	-/RV	RV/-	RV/RV	-
Week 19	14/13	20/21	-	-	1/1	7/8	16/17	-	-/RV	-	-	RV/-	25/23	-
FINAL	-	-	-	-	-	-	-	-	-	-	-	-	-	-

Rankings are listed as AP/USA Today

ON THIS DAY IN UCF MBB HISTORY

MARCH
12

2014 - UCF 94, Temple 90 (201) - Memphis, Tenn.
The Knights' first postseason tournament game as members of The American needed extra time to be decided. Isaiah Sykes scored a career-high 36 points with nine rebounds. He hit a game tying free throw with under 40 seconds left to force overtime. He nearly won it in the first OT period with a three at the buzzer, but it was offline.

QUICK GLANCE - GAME LEADERS

Points	Rebounds	Steals	Omar Payne - 2 Thierno Sylla - 1
Darius Johnson - 14 Jaylin Sellers - 13 Marchelus Avery - 3 Thierno Sylla - 1 C.J. Walker - 1	Ibrahima Diallo - 9 Jaylin Sellers - 5 Thierno Sylla - 5 C.J. Walker - 4 Shemarr Allen - 3 Marchelus Avery - 3 Darius Johnson - 3 Omar Payne - 3	Darius Johnson - 18 Shemarr Allen - 10 Jaylin Sellers - 3 Marchelus Avery - 2 C.J. Walker - 2 Ibrahima Diallo - 1 Antwann Jones - 1 DeMarr Langford Jr. - 1 Nils Machowski - 1 Omar Payne - 1	20-Point Games Darius Johnson - 6 Jaylin Sellers - 6 Marchelus Avery - 1 Thierno Sylla - 1
Assists	Blocks	Double Digit Points	30-Point Games
Darius Johnson - 18 Shemarr Allen - 12 Antwann Jones - 2 Nils Machowski - 2 Jaylin Sellers - 2 Marchelus Avery - 1 Ibrahima Diallo - 1 DeMarr Langford Jr. - 1 Omar Payne - 1	Ibrahima Diallo - 16 Omar Payne - 11 Thierno Sylla - 4 Shemarr Allen - 3 Marchelus Avery - 3 C.J. Walker - 3	Darius Johnson - 25 Marchelus Avery - 9 Shemarr Allen - 7 C.J. Walker - 5 Ibrahima Diallo - 4 Antwann Jones - 3 Nils Machowski - 2	Darius Johnson - 1 Jaylin Sellers - 1 Ibrahima Diallo - 4 Omar Payne - 1 Jaylin Sellers - 1 Thierno Sylla - 1 Double-Doubles Ibrahima Diallo - 3 Darius Johnson - 1 Jaylin Sellers - 1 Thierno Sylla - 1

IN UCF WINS VS. LOSSES

	IN UCF WINS	IN UCF LOSSES
Field Goal Percentage	44.7%	39.2%
Three-Point Percentage	35.3%	26.6%
Free Throw Percentage	73.9%	66.2%
Rebounds per Game	39.5	35.1
Offensive Rebounds per Game	11.9	12.6
Rebound Margin	+6.6	-1.0
Assists per Game	12.8	10.3
Turnovers per Game	12.4	13.4
Points per Game	77.5	64.2
Opponent Points per Game	61.8	72.9
Opponent Field Goal Percentage	38.4%	43.8%
Opponent Three-Point Percentage	29.8%	36.0%
Opponent Free Throw Percentage	73.9%	75.5%
Opponent Turnovers per Game	15.4	13.0

DOUBLE-DOUBLE TRACKER

Date	Opponent	Player	Pts.	Reb.	Ast.	Stl.
Nov. 10	at #13/13 Miami	Jaylin Sellers	22	11	1	2
Nov. 20	vs. Charlotte	Ibrahima Diallo	10	14	0	3
Dec. 6	Jacksonville	Thierno Sylla	20	11	1	0
Jan. 13	#18/17 BYU	Ibrahima Diallo	11	19	1	1
Jan. 23	West Virginia	Ibrahima Diallo	14	12	0	1
Jan. 31	#18/18 Baylor	Darius Johnson	23	7	10	2

2023-24 SUPERLATIVES

Largest UCF Lead 44, vs. Bethune-Cookman (12/29/23) 44, vs. Jacksonville (12/6/23)	Biggest UCF Deficit 35, at Kansas State (1/6/24)
Largest UCF Deficit in a Win 16, at Texas (1/17/24) 16, vs. Kansas (1/10/24)	Biggest UCF Lead in a Loss 13, vs. Stetson (11/26/23)
Largest UCF Halftime Lead 30, vs. Jacksonville (12/6/23)	Biggest Halftime Deficit 16, at Kansas State (1/6/24)
Highest UCF First Half FG% 57.7%, vs. Baylor (1/31/24)	Lowest UCF First Half FG% 12.5%, at Houston (1/20/24)
Highest UCF Second Half FG% 61.5%, vs. South Dakota St. (11/19/23)	Lowest UCF Second Half FG% 20.0%, at Houston (1/20/24)
Most Points by UCF in First Half 48, vs. Jacksonville (12/6/23)	Fewest Points by UCF in First Half 14, at Houston (1/20/24)
Fewest Points by Opponent in First Half 18, vs. Maine (12/18/23) 18, vs. Jacksonville (12/6/23) 18, vs. Cal St. Fullerton (11/16/23)	Most Points by Opponent in First Half 44, at Texas (1/17/24)
Most Points by UCF in Second Half 62, at BYU (2/13/24)	Fewest Points by UCF in Second Half 18, at Cincinnati (1/27/24)
Fewest Points by Opponent in Second Half 23, vs. Kansas (1/10/24)	Most Points by Opponent in Second Half 55, vs. Stetson (11/26/23)
Largest Halftime Deficit Erased 12, at Texas (1/17/24)	Largest Halftime Lead Blown 12, at Cincinnati (1/17/24)
Largest Margin of Victory 44, vs. Bethune-Cookman (12/29/23)	Largest Margin of Defeat 25, at Kansas State (1/6/24)

UCFACTS - KNIGHT NOTES (CONT.)

most recent an 86-74 win at No. 15 Florida state on Dec. 19, 2020.

- UCF turned Kansas over 18 times in the game, which was the second straight game and third time on the year the Jayhawks coughed up a season high in giveaways. UCF forced 30 turnovers in its first two Big 12 games.
- The 60 points the Knights held Kansas to were the second fewest UCF has allowed to a top-three opponent, the other occurrence was 59 against No. 2 Florida on Dec. 4, 2003. Additionally, the 23 points the Black and Gold allowed in the second half were the fewest to that point in the season. Kansas only made seven field goals in the second half, the fewest since they only made six against Texas on March 5, 2022.
- Jaylin Sellers made four threes in the game, the first time a Knight made at least four threes in a game against a ranked opponent since Darin Green Jr. had four against No. 7 Houston on Jan. 29, 2022.
- The Knights trailed by 16 at one point in the contest, comparing similarly to their last win against a Big 12 team, beating Oklahoma State in the Baha Mar Hoops Bahamas Championship semifinals last season when they erased a 17-point deficit to win 60-56 in overtime.
- UCF's first over No. 3 Kansas was a part of a 24-hour overhaul of the top three, as No. 1 Purdue, No. 2 Houston and Kansas all lost within a day of each other.

DAWKINS VS. KANSAS, BILL SELF

- With UCF's Jan. 10 victory over No. 3 Kansas, Knights' head coach Johnny Dawkins is 4-0 against Kansas (two wins as a player, two as a coach) and 4-0 against Bill Self (two wins as a head coach, two as an assistant).
- Dawkins first encountered Kansas in his senior year at Duke in the 1985-86 season. The Blue Devils beat the Jayhawks just five games into the season and later met in the 1986 National Semifinal. Dawkins led Duke with 24 points, helping lift the Blue Devils to a 71-67 victory and a trip to the championship game. He finished the semifinal game shooting 11-of-17 from the floor while playing 38 minutes.
- The next two meetings against Kansas came at two different stops. At the helm of Stanford, Dawkins led the Cardinal to an NCAA Tournament Second Round 60-57 victory at the hands of a Bill Self led Kansas team, advancing to the Sweet 16. Dawkins' fourth meeting against Kansas and fourth meeting against Self was Jan. 10 in UCF's 65-60 win over the Jayhawks.
- The first two meetings against Self came with Dawkins as an assistant coach at his alma mater under Mike Krzyzewski. The Blue Devils bested Self as a head coach at Tulsa in the 1999 NCAA Tournament, downing the Golden Hurricane 97-56 in the Second Round. Two seasons later, Self crossed paths with the pair of Duke legends on Nov. 28, 2000 in a top-10 matchup. The duo of top-ranked Blue Devils got the best of No. 9 Illinois in a 78-77 thriller.

NON-CONFERENCE SLATE COMPLETE

- The Knights finished their non-conference schedule with a record of 9-3, the sixth time in seven seasons (not counting the COVID-19 affected 2020-21 season) under Dawkins with nine or more non-conference victories. It's the fifth season finishing with exactly nine non-conference wins.
- UCF's defense shone in non-conference play, holding opponents to 64.2 points per game, a mark that ranked 35th in the nation. Additionally, UCF was top 50 in the nation in turnovers forced p/gm. (17.08; 10th), blocks p/gm. (5.6; 15th in the nation), field goal percentage defense (38.6%; 20th), steals p/gm. (9.8; 21st), offensive rebounds p/gm. (13.58; 29th), free throw attempts p/gm. (23.9; 30th), total rebounds p/gm. (40.92; 36th) and free throws made p/gm. (16.5; 46th).
- The Black and Gold's average scoring margin in the non-conference slate was 14.4 with a victory margin of 21.5.

STAYED IN THE SUNSHINE STATE

- For the first time in program history, the Knights didn't leave the state of Florida during their non-conference schedule.
- UCF left home just twice in the 2023-24 non-conference slate, visiting No. 13 Miami on Nov. 10 and taking part in the Jacksonville Classic in St. Augustine, Florida, where it faced South Dakota State and Charlotte.
- The Knights had a total of nine home contests in the non-conference schedule and hosted five in-state foes.

BEATING FLORIDA FOES

UCF has found success against in-state opponents under head coach Johnny Dawkins, going 26-10 against teams from Florida since his arrival. UCF finished its non-conference slate with a record of 4-2 against Sunshine State opponents this

GAME-BY-GAME LEAD/DEFICIT

Date	Opponent	Result	Largest Lead	Largest Deficit	Time Led	Time Trailed	Lead Changes
Nov. 6	FIU	W, 85-62	30 (2nd half, 16:11)	2 (1st half, 19:08)	38:25	0:22	1
Nov. 10	at #13/13 Miami	L, 88-72	Never Led	20 (2nd half, 0:54)	0:00	39:44	None
Nov. 16	Cal St. Fullerton	W, 72-44	32 (2nd half, 3:03)	5 (1st half, 16:43)	31:23	7:25	2
Nov. 19	South Dakota St.	W, 83-80	8 (2nd half, 17:06)	7 (1st half, 10:15)	28:27	8:08	5
Nov. 20	Charlotte	W, 74-71 (OT)	9 (1st half, 12:20)	8 (2nd half, 11:03)	14:22	25:40	8
Nov. 26	Stetson	L, 85-82	13 (1st half, 11:31)	6 (2nd half, 3:03)	32:41	6:21	3
Dec. 2	Lipscomb	W, 72-57	18 (2nd half, 18:54)	3 (1st half, 16:44)	34:57	3:29	3
Dec. 6	Jacksonville	W, 94-52	44 (2nd half, 1:16)	Never Trailed	38:29	0:00	None
Dec. 10	Ole Miss	L, 70-68	3 (1st half, 15:33)	9 (1st half, 0:39)	8:22	24:21	10
Dec. 18	Maine	W, 74-51	32 (2nd half, 11:55)	1 (1st half, 16:59)	36:39	1:17	6
Dec. 21	Florida A&M	W, 69-56	13 (2nd half, 3:37)	2 (1st half, 7:15)	33:45	1:07	2
Dec. 29	Bethune-Cookman	W, 98-54	44 (2nd half, 5:09)	3 (1st half, 15:28)	36:55	2:32	4
Jan. 6	at Kansas State	L, 77-52	Never Led	35 (2nd half, 12:00)	0:00	39:34	None
Jan. 10	#3/3 Kansas	W, 65-60	7 (1st half, 17:49)	16 (1st half, 3:45)	16:22	21:59	4
Jan. 13	#18/17 BYU	L, 63-58	4 (1st half, 14:41)	13 (2nd half, 7:17)	5:02	33:04	4
Jan. 17	at Texas	W, 77-71	7 (2nd half, 0:31)	16 (1st half, 12:34)	3:31	34:03	5
Jan. 20	at #5/5 Houston	L, 57-42	Never Led	25 (2nd half, 8:37)	0:00	36:57	None
Jan. 23	West Virginia	W, 72-59	21 (2nd half, 10:41)	Never Trailed	39:14	0:00	None
Jan. 27	at Cincinnati	L, 68-57	12 (1st half, 1:04)	13 (2nd half, 0:26)	26:01	11:07	4
Jan. 31	#18/18 Baylor	L, 77-69	10 (1st half, 14:49)	9 (2nd half, 2:51)	30:58	6:42	3
Feb. 3	#23/24 Oklahoma	W, 74-63	17 (2nd half, 6:13)	Never Trailed	39:39	0:00	None
Feb. 10	at #23/23 Texas Tech	L, 66-59	Never Led	10 (1st half, 7:16)	0:00	37:26	None
Feb. 13	at #21/19 BYU	L, 90-88	Never Led	19 (2nd half, 17:18)	0:00	37:38	None
Feb. 17	Cincinnati	L, 76-74	2 (1st half, 18:51)	14 (2nd half, 17:39)	0:29	35:46	3
Feb. 20	at West Virginia	L, 77-67	Never Led	15 (2nd half, 1:36)	0:00	38:59	0
Feb. 24	#23/23 Texas Tech	W, 75-61	19 (2nd half, 1:09)	5 (1st half, 15:42)	28:43	9:39	5
Feb. 28	at Oklahoma State	W, 77-71	8 (2nd half, 9:43)	12 (1st half, 4:37)	17:49	20:40	1
Mar. 2	#8/6 Iowa State	L, 60-52	4 (1st half, 18:57)	10 (2nd half, 0:26)	10:13	27:59	9
Mar. 6	#1/1 Houston	L, 67-59	7 (1st half, 7:52)	10 (2nd half, 3:18)	27:01	12:01	1
Mar. 9	at TCU	W, 79-77	6 (1st half, 14:45)	5 (2nd half, 13:01)	15:45	18:47	17

HISTORY VS. RANKED OPPONENTS

Date	Rank/Opponent	Result
3/6/24	No. 1 Houston	L, 67-59
3/2/24	No. 6 Iowa State	L, 60-52
2/24/24	No. 23 Texas Tech	W, 75-61
2/13/24	at No. 17 BYU	L, 90-88
2/10/24	at No. 23 Texas Tech	L, 66-59
2/3/24	No. 23 Oklahoma	W, 74-63
1/31/24	No. 18 Baylor	L, 77-69
1/20/24	at No. 5 Houston	L, 57-42
1/13/24	No. 17 BYU	L, 63-58
1/10/24	No. 3 Kansas	W, 65-60
11/10/24	at No. 13 Miami	L, 88-72
1/25/23	No. 3 Houston	L, 82-71
12/31/22	at No. 3 Houston	L, 71-65
2/27/22	at No. 14 Houston	L, 70-52
1/29/22	No. 7 Houston	L, 63-49
12/1/21	at No. 20 Auburn	L, 85-68
1/17/21	at No. 11 Houston	L, 75-58
12/26/20	vs. No. 6 Houston	L, 63-54
12/19/20	at No. 15 Florida State	W, 86-74
3/24/19	vs. No. 1 Duke	L, 77-76
3/7/19	No. 19 Cincinnati	W, 58-55
3/2/19	at No. 6 Houston	W, 67-62
2/21/19	at No. 23 Cincinnati	L, 60-55
2/7/19	No. 12 Houston	L, 77-68
3/9/18	vs. No. 21 Houston	L, 84-56
3/1/18	No. 11 Wichita State	L, 75-71 (OT)
2/6/18	at No. 6 Cincinnati	L, 77-40
1/25/18	at No. 16 Wichita State	L, 81-62
1/16/18	No. 11 Cincinnati	L, 49-38
12/3/17	at No. 24 Alabama	W, 65-62
11/24/17	vs. No. 20 West Virginia	L, 83-45
3/11/17	vs. No. 12 SMU	L, 70-59
2/26/17	No. 15 Cincinnati	W, 53-49
2/8/17	at No. 11 Cincinnati	L, 60-50
11/20/16	vs. No. 3 Villanova	L, 67-57
1/10/16	at No. 15 SMU	L, 88-73
3/13/14	vs. No. 12 Cincinnati	L, 61-58
3/1/14	at No. 23 SMU	L, 70-55
2/19/14	No. 7 Cincinnati	L, 77-49
2/12/14	at No. 20 Memphis	L, 76-70
2/9/14	No. 22 Connecticut	L, 75-55
2/1/14	at No. 7 Louisville	L, 87-70
1/29/14	No. 22 Memphis	L, 69-59
1/23/14	at No. 15 Cincinnati	L, 69-51
12/31/13	No. 10 Louisville	L, 90-65
3/2/13	No. 17 Memphis	L, 76-67
2/13/13	at No. 22 Memphis	L, 93-71
11/23/12	at No. 7 Florida	L, 79-66
11/25/11	vs. No. 4 UConn	W, 68-63
11/14/11	at No. 24 Florida State	L, 73-50
12/1/10	vs. No. 16 Florida	W, 57-54 **
1/5/10	at No. 14 Ole Miss	L, 84-56
12/20/09	at No. 14 UConn	L, 60-51
2/9/08	at No. 1 Memphis	L, 85-64
11/23/07	vs. No. 18 Kansas State	L, 73-71 (OT)
11/22/07	vs. No. 19 Villanova	L, 76-68
1/31/07	No. 11 Memphis	L, 87-65
1/28/06	at No. 3 Memphis	L, 94-61
1/3/06	at No. 19 Kentucky	L, 59-51
12/3/05	at No. 11 Florida	L, 80-47
3/18/05	vs. No. 13 UConn	L, 77-71
3/19/04	vs. No. 6 Pittsburgh	L, 53-44
12/4/03	vs. No. 2 Florida	L, 59-39
12/12/02	No. 25 Coll. of Charleston	W, 82-64
11/27/98	at No. 7 Michigan State	L, 87-64
3/14/96	vs. No. 1 UMass	L, 92-70
12/19/95	at No. 19 Georgia	L, 103-54
3/17/94	vs. No. 6 Purdue	L, 98-67
12/7/91	at No. 5 North Carolina	L, 101-72
12/2/89	at No. 12 North Carolina	L, 92-42
12/28/88	vs. No. 10 Florida State	L, 97-64
11/25/88	at No. 17 Florida State	L, 133-79
11/27/84	at No. 17 Arkansas	L, 59-45

highest ranking at time of game is listed

** Florida win vacated by the NCAA

Record Breakdown vs. Ranked Teams			
No. 1	Top 5	Top 10	Top 25
0-3	2-10	3-22	10-61**

All games from the previous category are included in next column. Don't add!

Home	Away	Neutral
6-14	3-32	1-15**

** indicates a win vacated by the NCAA (vs. Florida, 12/1/10), actual value displayed in each category are accurate with the subtraction of the vacated win.

UCFACTS - KNIGHT NOTES (CONT.)

year, beating FIU, Jacksonville, Florida A&M and Bethune-Cookman. The Knights finished 3-3 against Florida foes last season with wins over Florida, Florida State and Stetson.

- The Knights opened the season with back-to-back in-state opponents, defeating FIU 85-62 and traveling to then No. 13 Miami with an 88-72 final in favor of the Hurricanes. In total, UCF will face teams from the state of Florida this season.
- Prior to the season's start, UCF had already beat Florida, Florida State, Miami, Stetson, South Florida, Jacksonville and Bethune-Cookman under Johnny Dawkins' run through the state. FIU and Florida A&M were added to that list this season.

ANTWANN'S DEBUT

- Fifth-year transfer guard Antwann Jones made his UCF debut in the team's contest against Ole Miss on Dec. 10, 2023, playing nearly 16 minutes, scoring three points while tallying four rebounds and three assists. The three assists were tied for the team lead on the evening. Jones was previously with Louisiana (2021-22), Creighton (2020-21) and Memphis (2018-19).

SYLLA WAS SWISHING!

- Sophomore forward Thierno Sylla had a breakout game against Jacksonville on 12/6, scoring 20 points and hauling in 11 rebounds and added two blocked shots and an assist. The points, rebounds, field goals made (seven) and attempted (11), as well as free throws made (four) and attempted (five) were all career highs.

BUCKETS IN BUNCHES

- UCF's streak of eight consecutive games of scoring 72 or more points in each contest to start a season was snapped after scoring 68 against Ole Miss on Dec. 10. The Knights averaged 79.2 points per game over the streak to start the 2023-24 campaign, which averaged 7.7 points per contest better than the 71.5 posted last season.
- The last time a UCF team began the first eight games of a season with 72 or more points scored in each game was during the 1979-80 season, a year in which the Knights went 24-4 and made a run to the Division II NCAA Tournament Sweet 16. That team pieced together 17 straight 72+ point outings to begin the year and averaged 101.2 points per game on the run.
- The 72+ point streak was the longest under Dawkins, besting a previous run of five in a row in the 2019-20 season.

DEFENDING DECEMBER

- UCF is 38-12 in the month of December under Johnny Dawkins, never losing more than two games in any December while he has been at the helm. Two of Dawkins' five victories over top-25 teams at UCF have come in the month of December.
- The Black and Gold are 29-4 at home in December during Dawkins' tenure.
- The Knights have averaged 72.2 points per game in December under Dawkins while holding foes to just 61.3 points per game, a double-digit margin of 10.9 points per contest.

AVERY'S TRANSFER WAIVER APPROVED

- Marchelus Avery, who arrived at UCF over the offseason from New Mexico State, had his NCAA transfer waiver approved on Nov. 15, making him eligible to play in the team's Nov. 16 contest against Cal St. Fullerton.
- After sitting out for the team's first two games, Avery made an instant impact, scoring nine points and collecting four rebounds and an assist in 14 minutes on the floor. He followed up his debut with 22 points and a career-high four three-point makes against South Dakota St. on Nov. 19.

JACKSONVILLE CLASSIC CHAMPS

- UCF earned a pair of hard-fought victories at the Jacksonville Classic hosted in St. Augustine, Fla., fending off a late South Dakota State rally to win 83-80 and then overcoming a deficit of eight in the second half and erasing a six-point deficit with just 1:14 remaining in overtime to power to a 74-71 victory over Charlotte. Darius Johnson was named tournament MVP.
- The trip was the Knights' last road trip in non-conference play, as they won't hit the road until their Big 12 Conference opener at Kansas State on Jan. 6.
- The Knights have earned three non-conference tournament titles under head coach Johnny Dawkins. Last season, UCF won the Baha Mar Hoops Bahamas Championship with a 60-56 overtime victory over Oklahoma State and a 57-50 win over Santa Clara. The Knights were winners of the Myrtle Beach Invitational during the 2018-19 campaign, beating Cal St. Fullerton, Saint Joseph's and Western Kentucky.
- The Jacksonville Classic was hosted by Flagler, whose court is dubbed Clark Family Court after former UCF great Bo Clark who played with the Knights from 1975-80. He came to talk with the team prior to the tournament's start and attended both games. Clark still leads the Black and Gold in all-time points, scoring average, field goals made and attempted and free throws made and is eighth in assists and 10th in steals. His number, 23, is retired high above Addition Financial Arena.

TALL GUYS

- UCF ranks as the 67th tallest team in the country when counting players that have played in a game, according to KenPom.com and is ranked 27th in effective height and 24th at the center position. "Effective height" according to KenPom is the average of the center and power forward position.
- All of UCF's forwards are 6'7" or taller and three of them measure 6'10" or higher (Ibrahima Diallo, 7'0"; Thierno Sylla, 6'11"; Omar Payne, 6'10").

NEW KIDS ON THE BLOCK MAKE AN IMMEDIATE IMPACT OPENING NIGHT

- Ten of the 13 Knights who saw minutes against FIU were making their debuts for UCF. The newcomers combined for 61 points, 12 assists, and 31 rebounds. Of the 10 who made their Knight debuts, eight were not on the roster last season while the other two redshirted with the Black and Gold last season.
- UCF was one of just 16 teams in NCAA Division I with a completely different starting five in the 2023-24 season opener when compared to the 2022-23 starting five. Darius Johnson was the lone returner from the previous year to be in the starting lineup in 2023-24, but he missed the 2022-23 opener with an injury.

KNIGHTS WORLDWIDE

- UCF is one of 13 teams in NCAA Division I that has six or more countries represented on the 2023-24 roster.
- Outside of the 12 players on the roster from the U.S., the Knights have a player from Lithuania, Senegal, Thailand, Germany and Guinea. Overall, four continents are represented on this year's squad (North America, 12; Africa, 2; Europe, 2; Asia, 1)
- Arizona, Hawaii and Portland lead the nation with the most diverse rosters, having eight countries represented. UCLA and Sacramento State have seven while UCF, Oregon State, Georgia Tech, Stetson, Albilene Christian, Utah, Southern Miss and Campbell each have six.
- Of the eight teams with six or more countries represented, the country most represented on a single team outside the United States was Australia, which had four players represented on Sacramento State.

NEW KNIGHTS

- UCF has 10 newcomers on this year's roster. Of the newcomers, four are fifth-year players, two are seniors, one is a junior and three are freshmen. UCF's newcomers for the 2023-24 season that played collegiately during 2022-23 combined for 56.5 points per game last year.
- According to KenPom, UCF is bottom 35 in continuity ranking at No. 334. However, UCF is in the top 40% of teams in



RECORD WATCH

Career Assists at UCF

1. Sinua Phillips (1990-94)	531
2. Cory Perry (1996-00)	512
3. Al Miller (1999-03)	397
4. Mike Clark (1969-73)	361
5. Isaiah Sykes (2010-14)	336
6. B.J. Taylor (2014-19)	324
7. Mike O'Donnell (2005-08)	319
8. Darius Johnson (2021-present)	306
9. Bo Clark (1975-77, 78-80)	302
10. Darryl Davis (1991-95)	294

Career Free Throw Percentage at UCF (min. 100 attempts)

1. Brandon Mahan (2019-22)	856 (137-160)
2. Cleveland Jackson (1977-79)	838 (224-267)
3. Harry Kennedy (1994-97)	833 (183-221)
4. Gerald Jones (1978-80)	821 (206-251)
5. Dave Noel (2005-08)	812 (242-298)
6. Jason Thornton (1998-02)	811 (99-122)
7. Bo Clark (1975-77, 78-80)	813 (456-561)
8. Darius Johnson (2021-present)	808 (185-229)
9. Pete Krull (1977-80)	797 (141-177)
10. Chris Wallen (1984-88)	791 (117-148)
11. Jimmie Ferrell (1980-83)	790 (158-200)

Career Steals at UCF

1. Jerry Prather (1974-78)	290
2. Cory Perry (1996-00)	205
3. Isaiah Sykes (2010-14)	183
4. Ed Smith (1970-74)	181
5. Sinua Phillips (1990-94)	179
6. Calvin Lingelbach (1973-77)	161
7. Darius Johnson (2021-present)	153
8. Ruben Cotton (1979-81)	149
9. Cleveland Jackson (1977-79)	142
10. Mike O'Donnell (2005-08)	140

* A.J. Rompra (211, 2008-12) 2008-11 statistics vacated due to NCAA

FEAR THE FRONDS

"The Most Florida Free Throw Distraction"

The legend will go...The night before UCF basketball's inaugural Big 12 home game vs. No. 3 Kansas in 2024, there was a HUGE storm that left palm fronds scattered across campus. Students picked them up and carried them into the game to distract Jayhawk free throw shooters in the second half. It worked, as Kansas went 6-for-11 from the line missing five free throws, as the Knights earned a five-point victory, 65-60.

UCF opponents shoot at a lower percentage in front of the palm frond filled student section this season. A full breakdown is below.

Date	Opponent	1st Half FTA-FTM	2nd Half FTA-FTM	Palm Frond Misses
Jan. 10	Kansas	0-for-0	6-for-11	5
Jan. 13	BYU	3-for-4	9-for-13	4
Jan. 23	West Virginia	4-for-7	2-for-3	1
Jan. 31	Baylor	3-for-4	17-for-21	4
Feb. 3	Oklahoma	8-for-10	10-for-12	2
Feb. 17	Cincinnati	3-for-5	10-for-16	6
Feb. 24	Texas Tech	6-for-8	7-for-12	5
Mar. 2	Iowa State	6-for-8	7-for-11	4
Mar. 6	Houston	2-for-2	7-for-16	9
TOTALS		35-for-48	75-for-115	40
		72.9%	65.2%	



UCFACTS - KNIGHT NOTES (CONT.)

KenPom's experience category, sitting at No. 117.

- Shemarri Allen, a transfer from UMKC, was named to the All-Summit League Second Team and All-Defensive Team last season, all while scoring 17 points per game. Jaylin Sellers was named All-MAC Third Team at Ball State last year, scoring 13.5 points per game and shooting 45% from three-point land.
- Freshmen Mintautas Mockus and Nils Machowski come to UCF after playing basketball in Lithuania and Germany, respectively, while rookie Comeh Emuobor was a consensus top 200 recruit entering the college scene.
- Other transfers rostered are Omar Payne (transferred in from Jacksonville), Ibrahima Diallo (San Jose State), DeMarr Langford Jr. (Boston College), Marchelus Avery (New Mexico State) and Antwann Jones, who was inactive last season but was on Louisiana's roster in 2021-22.

A SUMMER TO REMEMBER

- There were many memorable moments for UCF over the summer. The program had its first lottery pick at the NBA Draft, officially moved to the Big 12 Conference, took a 10-day trip to Italy and saw head coach Johnny Dawkins enshrined in the National Collegiate Basketball Hall of Fame.
- **June 22** - Taylor Hendricks became UCF's first lottery pick and first rounder, going ninth overall to the Utah Jazz in the 2023 NBA Draft. He became the Knights' fifth former student-athlete to play in the NBA when he participated in Utah's season opener against Sacramento. Hendricks was also UCF's first one-and-done.
- **July 1** - UCF officially became a part of the Big 12 after spending 10 seasons in the American Athletic Conference. Before that, the Knights were a part of Conference USA (2005-13), Atlantic Sun (1993-05), Sun Belt (1991-92) and American South (1990-91) in their Division I era. UCF won all four of its conference titles in the Atlantic Sun. A full breakdown of UCF's conference affiliation can be found on page three.
- **Aug. 6-16** - UCF took a tour of Italy, playing four games over the course of the 10-day trip and winning all four, giving a squad with 10 newcomers and 17 total student-athletes time to gel on and off the court.
- **Aug. 30** - UCF head coach Johnny Dawkins is enshrined in the National Collegiate Basketball Hall of Fame for his days as a player at Duke. He was inducted alongside his legendary coach, Mike Krzyzewski. Dawkins played for the Blue Devils from 1982-83 through 1985-86, earning consensus All-America honors twice and was named the 1986 Naismith National Player of the Year and was named All-American as a freshman in 1983. Dawkins later went on to coach with "Coach K" for 10 seasons, winning a national championship in 2000-01.

DAWKINS ERA AT UCF

- Dawkins has continued to rewrite UCF's history books, as he is responsible for eight of UCF's 10 total wins over ranked opponents. Prior to his arrival, the program had won two total games against ranked foes from 1984-2016.
- UCF had never won two games against ranked teams in a single season, and Dawkins has now accomplished the feat twice. It first happened during the 2018-19 campaign, taking down No. 6 Houston and then No. 19 Cincinnati in Orlando in a span of five days in March. Now, the Knights have wins over three top-25 foes in 2023-24, beating No. 3 Kansas in January while topping No. 23 Oklahoma and No. 23 Texas Tech in February.
- Johnny Dawkins picked up win No. 100 as UCF's head coach in the Knights' win over N.C. A&T on Dec. 11, 2022, becoming just the third coach in UCF history to reach the milestone. Dawkins has a .594 winning percentage since starting with the Knights in 2016, which is the second best of any UCF coach in program history (Torchy Clark, .754 from 1969-83).
- He has the third-most wins of any UCF coach, trailing only Clark's 274 and Kirk Speraw's 247 from 1993-2010.
- Dawkins is the fastest coach to earn 100 wins in program history in the Division I era, needing only 162 games to do so.
- Dawkins had his squad off to a 4-0 start to begin the 2021-22 season, tying 2017-18 for his best start to a season at UCF.
- Dawkins led UCF to its first NIT Final Four (2017), first at-large berth to the NCAA Tournament (2019) and first NCAA Tournament win (2019). Additionally, he led the Knights back to the postseason in 2023, reaching the NIT Second Round.

POSTSEASON PUSHES

- The Knights have made the postseason in three of Johnny Dawkins' seven years at the helm of the UCF program. It's an unprecedented stretch, the first of its kind in Knights history.
- UCF experienced immediate postseason success by making the NIT in the first year under Dawkins' new leadership, reaching the NIT Semifinal in Madison Square Garden in 2016-17.
- The Black and Gold returned to the NCAA Tournament for the first time since 2005 when they earned an at-large bid into the 2019 bracket as a No. 9 seed. Dawkins led the Knights to their first NCAA Tournament victory in program history, beating VCU 73-58 in the first round. The Black and Gold were narrowly defeated in the next round, falling to top-seeded Duke 77-76.
- UCF returned to the postseason by making the NIT in 2022-23 and earning a first round victory over in-state foe Florida. The Knights were the only team to hold Florida below 50 points during 2022-23 while the 49 Gator points were the least they've scored at home since Jan. 13, 1962 when they beat Auburn 43-40. Taylor Hendricks led the way with 17 points and eight rebounds in the victory.
- The Knights have been to five total NCAA DI Tournaments and three NITs, totaling eight postseason appearances.

LEAGUED HIM!

- Taylor Hendricks became UCF's first lottery pick and first round selection, getting drafted by the Utah Jazz with the ninth pick in the 2023 NBA Draft.
- Hendricks became the third Knight selected in the NBA Draft and second in the modern era, joining Jermaine Taylor (2009, Round 2, Pick 32) and Bennie Shaw (1976, Round 9, Pick 146). Hendricks became the fifth Knight to ever play in the NBA, joining Taylor (Houston, Sacramento), Tacko Fall (Boston, Cleveland), Mark Jones (Orlando) and Matt Williams (Miami).
- The Big 12 Conference has 57 players on NBA rosters as of the beginning of the 2023-24 season. UCF is one of 12 teams in the conference to have at least one player represented on an NBA roster. Hendricks is joined on the Jazz by four other alumni from Big 12 institutions; Keyonte George (Baylor), Talen Horton-Tucker (Iowa State), Ochai Agbaji (Kansas) and Udoka Azubuike (Kansas).
- While at UCF, Hendricks shattered the American Athletic Conference record for most rookie of the week honors won, tallying nine with the previous record being six. He was unanimously named to the league's all-freshman team and received a nod to the all-conference second team.
- Hendricks led the team in scoring, averaging 15.1 points per game (515 total points) and also in rebounding, averaging 7.0 boards per contest (237 total rebounds, 80 offensive). He started all 34 of UCF's games, one of two Knights to do so on the 2022-23 roster and played 1,179 minutes, the second most in a single season in program history.
- Hendricks was the only in the country to finish the season with 60+ three pointers, 55+ blocks and 35+ dunks.
- When all was said and done, Hendricks had shattered UCF rookie records. He finished with the most single-season points (515), scoring average (15.1), rebounds (237), offensive rebounds (80), rebound average (7.0) field goal makes and attempts (184-for-385), free throw makes and attempts (86-for-110) and minutes (1,179), all tops of UCF's freshman leaderboards. He was second in blocks (59), fourth in steals (31) and three-point field-goals (61). He also finished 10th on UCF's all-time three-point percentage list.

CHECK OUT THE CHECK!

- UCF Athletics has renewed its contract with Nike. A new five-year deal keeps Nike as the official apparel and footwear provider of the Knights through the 2028-29 academic year.

MEDIA QUICK GLANCE SHEET

last game's starters noted with gold numbers



1

ANTWANN JONES
5th • G • 6-6 • 215 • Orlando, Fla. • Louisiana/Creighton/Memphis

GP/GS	PPG	APG	RPG	FG%	3FG%	FT%
23-24	21/3	4.0	1.2	1.6	43.8%	29.6%
Career	94/11	3.9	1.5	2.3	41.2%	32.2%
Career Highs	Pts: 16	Asst: 6	Reb: 7	Stl: 3		
Season High	Pts: 15	Asst: 3	Reb: 4	Stl: 2		

- Recorded a season-high 15 points against No. 23 Oklahoma on 2/3/24, which was one short of a career high
- Made his first start as a Knight on 1/31/24 vs. No. 18 Baylor, it was his first start since 11/21/21 with Louisiana
- Scored 10 points in UCF's 44-point win over Bethune-Cookman on 12/29/23, his first double-digit scoring effort since 12/23/20 against Xavier as a member of Creighton's program where he scored 13
- Recorded a team-high three assists in his first game as a Knight in UCF's two-point loss to Ole Miss on 12/10/23
- 12/10/23 was the first game of the season that Jones was eligible to play



2

SHEMARRRI ALLEN
Fr. • G • 6-4 • 190 • Arden, N.C. • UMCK/Cowley CC

GP/GS	PPG	APG	RPG	FG%	3FG%	FT%
23-24	28/27	7.6	2.6	3.8	39.9%	22.5%
Career	86/61	9.8	2.4	3.9	43.2%	26.4%
Career Highs	Pts: 34	Asst: 9	Reb: 9	Stl: 6		
Season High	Pts: 17	Asst: 7	Reb: 9	Stl: 5		

- Exited the West Virginia game (1/23/24) with an injury before returning to action against No. 23 Oklahoma (2/3/24)
- Impressed with season highs in points and assists at Texas (1/17/24) and added four steals and four rebounds
- Led the Knights in steals against No. 18/17 BYU with a season-high five swipes, previous season high was four vs. CSFU
- Scored a season-high 14 points against Ole Miss, followed that up with nine points, nine rebounds and five assists vs. Maine
- Led the Summit League in steals in 2022-23 with 59; Ranked top 10 in conference in FG% (6th), free throws made (5th), minutes per game (6th) and points per game (6th). Named All-Defensive Team and Second Team All-Conference.



3

DARIUS JOHNSON
Jr. • G • 6-1 • 200 • Boyds, Md.

GP/GS	PPG	APG	RPG	FG%	3FG%	FT%
23-24	30/29	14.8	3.7	3.2	40.2%	37.5%
Career	85/64	10.4	3.6	3.2	37.9%	32.5%
Career Highs	Pts: 33	Asst: 10	Reb: 9	Stl: 7		
Season High	Pts: 33	Asst: 10	Reb: 9	Stl: 4		

- Scored a career-high 33 points at TCU on Mar. 9, topping the career-high mark he achieved on Feb. 20 at West Virginia, scoring 29. That 29 mark also topped career-highs of 25 he had against Ole Miss and Charlotte earlier this year.
- Is already at a career high for steals in a season, had 11 straight games with 2+ steals, streak snapped at TCU (3/9/24)
- Has achieved a career high in assists this season. Surpassed 300 career assists in UCF's game vs. Iowa State (3/2/24)
- Climbed into sole possession of eighth place on UCF's career assists list with three against No. 1 Houston on 3/6/24.
- Has 24 double-digit scoring efforts in 2023-24 after scoring double digits in 14 of 25 games last season



4

COMEH EMUOBOR
Fr. • G • 6-5 • 205 • Raleigh, N.C.

GP/GS	PPG	APG	RPG	FG%	3FG%	FT%
23-24	9/0	2.1	0.1	1.0	35.0%	33.3%
Career	9/0	2.1	0.1	1.0	35.0%	33.3%
Career Highs	Pts: 5	Asst: 1	Reb: 3	Stl: 1		
Season High	Pts: 5	Asst: 1	Reb: 3	Stl: 1		

- Scored his first points with a three-ball against Cal St. Fullerton in UCF's third game, added two more on a free throw
- Made his collegiate debut in UCF's '23-'24 opener, pulling in one rebound in 6:18 of action
- A three-star small forward recruit ranked No. 7 in North Carolina and No. 41 at his position according to 247 Sports
- A top 200 national recruit according to 247 Sports' composite ranking
- Transferred to Brewster Academy for his senior season in high school
- Was North Carolina All-State in his sophomore and junior seasons, spending both at Ravenscroft High in Raleigh



5

OMAR PAYNE
5th • F • 6-10 • 228 • Kissimmee, Fla. • Jacksonville/Illinois/Florida

GP/GS	PPG	APG	RPG	FG%	3FG%	FT%
23-24	30/14	4.3	0.6	3.8	59.1%	27.3%
Career	141/41	3.6	0.4	3.0	62.5%	33.3%
Career Highs	Pts: 19	Asst: 3	Reb: 11	Stl: 3	Blk: 6	
Season High	Pts: 10	Asst: 3	Reb: 10	Stl: 3	Blk: 6	

- Swatted a career-high six blocked shots at West Virginia on Feb. 20, topping his previous best of five back in 2021
- Scored seven points and grabbed nine rebounds with three assists and two steals against former team Jacksonville
- Snatched a career-high three steals in UCF's win over South Dakota St.
- Scored four points with six rebounds in 15 minutes of game time in his first game as a Knight.
- Led Jacksonville in field goal percentage (.598) and blocks (26) last season
- Was on NCAA Tournament teams with Illinois (2021-22) and Florida (2020-21)



11

IBRAHIMA DIALLO
5th • F • 7-0 • 246 • Saly, Senegal • San Jose State/Ohio State

GP/GS	PPG	APG	RPG	FG%	3FG%	FT%
23-24	29/16	6.2	0.4	5.6	55.9%	57.3%
Career	90/63	5.2	0.3	5.4	54.7%	50.3%
Career Highs	Pts: 16	Asst: 3	Reb: 19	Stl: 3	Blk: 8	
Season High	Pts: 14	Asst: 3	Reb: 19	Stl: 3	Blk: 5	

- Leads the Big 12 in blocks per game with an average of 1.83 per contest, led from Nov. 19-Dec. 29 and retook lead on Jan. 2
- Has led UCF in blocks in 16 contests so far in 2023-24 and has blocked three or more shots in nine games
- Recorded his second double-double in 10 days: (14 pts., 12 reb. vs. West Virginia; 10 pts., 19 reb. vs. No. 18/17 BYU). Has three double-doubles on the season and six in his career. The 14 points is a season-high.
- Earned his first UCF start on 1/10/24 against Kansas and posted a then season-high in points (13) and assists (3)
- Arrived in the United States from Senegal in 2016, while he was in high school



12

DEMARR LANGFORD JR.
Sr. • G • 6-5 • 230 • Worcester, Mass. • Boston College

GP/GS	PPG	APG	RPG	FG%	3FG%	FT%
23-24	22/8	1.7	0.5	1.5	41.2%	50.0%
Career	95/62	7.2	1.6	3.4	44.3%	25.4%
Career Highs	Pts: 23	Asst: 8	Reb: 11	Stl: 4		
Season High	Pts: 7	Asst: 5	Reb: 5	Stl: 3		

- Tied a season-high in points with seven at No. 19/17 BYU (2/13/24)
- Recorded a season-high five assists against Bethune-Cookman on 12/29/23, leading the team in assists that evening
- Pulled in a season-high five rebounds his last time out vs. Maine on 12/18/23
- Earned a start for his first appearance as a Knight, scoring five points, three assists, two steals and a rebound
- Played in 23 games, starting in 15 and playing 651 minutes with Boston College in 2022-23; averaged 7.0 points per game and shot 44.2% (65-for-147) from the field



13

MARCHELLUS AVERY
Sr. • F • 6-7 • 210 • Richmond, Va. • New Mexico State / NW Florida State

GP/GS	PPG	APG	RPG	FG%	3FG%	FT%
23-24	28/2	7.5	0.7	3.9	38.9%	32.3%
Career	72/11	6.6	0.7	3.6	42.9%	35.0%
Career Highs	Pts: 26	Asst: 3	Reb: 10	Stl: 3		
Season High	Pts: 22	Asst: 3	Reb: 7	Stl: 3		

- Had back-to-back games with four three-pointers made against Cincinnati and No. 18 Baylor, which tied the career high set earlier this season vs. South Dakota St.
- Is UCF's fourth-leading scorer and first in terms of production off the bench, averaging 7.7 ppg on 38.8% shooting.
- Impressed in his second game as a Knight, scoring 22 points and making a career-high four three pointers against South Dakota St.
- Made his Knights debut with nine points, four rebounds, a block and an assist in 14 minutes against Cal St. Fullerton
- Missed the first two games of 2023-24 due to the NCAA reviewing his transfer waiver, was approved 11/15/23



15

TYLER HENDRICKS
R-Fr. • G • 6-6 • 190 • Fort Lauderdale, Fla.

GP/GS	PPG	APG	RPG	FG%	3FG%	FT%
23-24	12/0	2.8	0.2	1.3	44.0%	35.7%
Career	12/0	2.8	0.2	1.3	44.0%	35.7%
Career Highs	Pts: 7	Asst: 1	Reb: 4	Stl: 1		
Season High	Pts: 7	Asst: 1	Reb: 4	Stl: 1		

- Made his collegiate debut in UCF's '23-'24 season opener, scoring seven points and pulling in four rebounds
- Did not see game action during the 2022-23 season, earning a redshirt
- Was one of 12 sets of twins and one of 33 sets of brothers in NCAA Division I college basketball along with Taylor Hendricks, UCF's first lottery and first round NBA Draft pick, going ninth overall to the Utah Jazz in 2023.
- Played for Calvary Christian Academy in Fort Lauderdale, Fla. and helped lead them to a Florida 3A state championship as a junior and senior in 2020-21 and 2021-22




21

C.J. WALKER
5th • F • 6-8 • 215 • Sanford, Fla. • Oregon

GP/GS	PPG	APG	RPG	FG%	3FG%	FT%
23-24	17/13	7.6	0.5	4.9	38.5%	25.0%
Career	100/54	6.6	0.7	4.4	42.8%	29.1%
Career Highs	Pts: 19	Asst: 3	Reb: 16	Stl: 3	Blk: 4	
Season High	Pts: 15	Asst: 3	Reb: 9	Stl: 2	Blk: 3	

- Scored a season-high 15 points against No. 1 Houston on Senior Knight, his fifth double-digit outing of the campaign
- Made his return to the starting lineup on Jan. 10, 2024 against Kansas for the first time since March 11, 2022. Recorded a team-high three blocks against the Jayhawks along with seven points and two rebounds in nearly 30 minutes.
- Scored 10 points and gathered five rebounds and three assists in his second game back from injury vs. B-CU (12/29/23)
- Made his 2023-24 season debut on 12/21 after missing the first 10 games with an injury; grabbed four rebounds
- Battled injuries throughout the '22-'23 season; the team announced he was out for the remainder of the season on 1/8



22

NILS MACHOWSKI
Fr. • G • 6-3 • 180 • Berlin, Germany

GP/GS	PPG	APG	RPG	FG%	3FG%	FT%
23-24	29/9	2.1	0.9	1.2	32.7%	27.3%
Career	23/0	2.1	0.9	1.2	32.7%	27.3%
Career Highs	Pts: 13	Asst: 3	Reb: 5	Stl: 2		
Season High	Pts: 13	Asst: 3	Reb: 5	Stl: 2		

- Pulled in a career-high five rebounds at West Virginia on Feb. 20
- Tied for the team lead in steals in UCF's contest against No. 18 Baylor, snatching a pair of thefts
- Tallied 13 points on five-of-seven shooting, including three-for-three from three-point land against Miami (11/10/23)
- Made his collegiate debut on opening night for UCF, scoring five points with an assist, steal and rebound
- Spent time in the top tier of German basketball with Alba Berlin; Won back-to-back U19 championships with Alba Berlin in 2022 and 2023
- Was the starting point guard on the 2022 German National Team in the U18 European Championship



24

JAYLIN SELLERS
Jr. • G • 6-4 • 196 • Columbus, Ga. • Ball State

GP/GS	PPG	APG	RPG	FG%	3FG%	FT%
23-24	30/29	16.0	1.1	3.5	42.4%	30.2%
Career	92/64	12.0	0.8	3.0	47.1%	37.8%
Career Highs	Pts: 34	Asst: 5	Reb: 14	Stl: 4		
Season High	Pts: 34	Asst: 5	Reb: 11	Stl: 4		

- Averages 17.3 points per game in games that UCF wins and 14.4 in games UCF loses.
- Led the Big 12 in points per game from Nov. 27-Dec. 18, now sitting fifth in the league with a mark of 16.0
- Has 27 games this season in double-digit scoring. Compiled 23 last season, including six with 20+ points
- Posted a career-high 34 pts. against Stetson (11/26/23), helping him earn the Big 12's Co-Newcomer of the Week nod
- Impressed in his UCF debut on opening night, scoring 25 points, and earned 22-point, 11-rebound next outing at Miami
- Shot 45% from the three point line in 2022-23 (54-for-120) and was 49% from the field (144-for-249)



31

THIERNO SYLLA
So. • F • 6-11 • 216 • Conakry, Guinea

GP/GS	PPG	APG	RPG	FG%	3FG%	FT%
23-24	29/9	4.1	0.3	3.9	38.9%	27.8%
Career	56/9	3.2	0.2	2.6	41.4%	31.0%
Career Highs	Pts: 20	Asst: 2	Reb: 11	Stl: 2	Blk: 2	
Season High	Pts: 20	Asst: 2	Reb: 11	Stl: 2	Blk: 2	

- Had a career night vs. Jacksonville (12/6/23), scoring 20 points and 11 rebounds, his first career double-double
- Recorded his first two collegiate starts at the Jacksonville Classic, starting against South Dakota St. and Charlotte
- Earned a career-high two steals in UCF's '23-'24 opener, also cashed in nine points, one shy of tying a career high
- Appeared in 27 games, coming off the bench in all of them and playing in 167 minutes in 2022-23
- Scored a 2022-23 season-high 10 points twice (11/23 vs. Evansville, 2/11 vs. Tulsa)
- Played at Royal Crown Academic School in Ontario, Canada prior to collegiate basketball

UCF'S RECORD WHEN...

Category	Season	B12
Win the tip	13-8	6-6
Lose the tip	3-6	1-5
Home games	11-7	4-5
Away games	3-7	3-6
Neutral site games	2-0	N/A
vs. Top 25 teams	3-8	3-7
Lead at Halftime	11-4	3-3
Trail at Halftime	4-10	3-8
Tied at Halftime	1-0	1-0
In Overtime	1-0	0-0
Lead with 10:00 remaining	13-3	5-2
Trail with 10:00 remaining	3-11	2-9
Tied with 10:00 remaining	0-0	0-0
Lead with 5:00 remaining	13-1	5-1
Trail with 5:00 remaining	2-12	1-9
Tied with 5:00 remaining	1-1	1-1
Lead with 2:00 remaining	15-0	6-0
Trail with 2:00 remaining	1-14	1-11
Tied with 2:00 remaining	0-0	0-0
Score Fewer than 50 Points	0-1	0-1
Score 50-59 Points	0-6	0-6
Score 60-69 Points	2-3	1-2
Score 70-79 Points	10-2	6-1
Score 80-89 Points	2-2	0-1
Score 90+ Points	2-0	0-0
Opponent Scores Fewer than 50 Points	1-0	0-0
Opponent Scores 50-59 Points	6-1	1-1
Opponent Scores 60-69 Points	4-5	3-5
Opponent Scores 70-79 Points	4-5	3-4
Opponent Scores 80-89 Points	1-2	0-0
Opponent Scores 90+ Points	0-1	0-1
Shoot Under 30 Percent	0-2	0-2
Shoot 30-39 Percent	3-5	1-4
Shoot 40-49 Percent	11-5	5-3
Shoot 50+ Percent	2-2	1-2
Opponent Shoots Under 30 Percent	1-0	0-0
Opponent Shoots 30-39 Percent	8-2	8-2
Opponent Shoots 40-49 Percent	5-11	2-9
Opponent Shoots 50+ Percent	2-1	2-0
Outrebound Opponent	12-7	4-4
Outrebounded by Opponent	2-7	1-7
Rebounds equal	2-0	2-0
Commit fewer turnovers	10-7	3-5
Commit more turnovers	4-6	3-6
Turnovers equal	2-1	1-0
Outscore opponent's bench	10-8	2-7
Opponent bench scores more	6-6	5-4
Games Decided by 1-5 Points	4-5	2-3
Games Decided by 6-10 Points	2-5	2-5
Games Decided by 11-19 Points	5-3	3-2
Games Decided by 20+ Points	5-1	0-1
Wearing white	9-6	4-4
Wearing black	7-7	3-6
Wearing Citronauts	0-1	0-1
November	4-2	N/A
December	5-1	N/A
January	3-5	3-5
February	3-4	3-4
March	1-2	1-2
Monday	3-0	0-0
Tuesday	1-2	1-2
Wednesday	4-2	3-2
Thursday	2-0	0-0
Friday	1-1	0-0
Saturday	4-7	3-7
Sunday	1-2	0-0

THE LAST TIME...

Category	UCF	Opponent
Scored 100	107 vs. Memphis (1/11/23)	104 vs. Memphis (1/11/23)
Scored 110	115 vs. West Florida (11/12/10)	127 vs. Southern (2/24/93)
Scored 120	130 vs. Florida Tech (1/23/80)	127 vs. Southern (2/24/93)
Scored under 40	38 vs. #11 Cincinnati (1/16/18)	44 vs. Bethune-Cookman (12/29/23)
Scored under 50	49 vs. #7 Houston (1/29/22)	44 vs. Bethune-Cookman (12/29/23)
Won by 30	44 vs. Bethune-Cookman (12/29/23)	37 at #6 Cincinnati (2/6/18)
Won by 40	44 vs. Bethune-Cookman (12/29/23)	42 at Coll. of Charles. (2/1/96)
Won by 50	54 vs. West Florida (11/12/10)	50 at North Carolina (12/2/89)
Scored 50 in the 1st half	51 vs. Tulsa (2/11/23)	52 at Memphis (2/1/21)
Scored 50 in the 2nd half	62 at #19 BYU (2/13/24)	51 at #19 BYU (2/13/24)
Scored 60 points or fewer in win	52-45 vs. Wichita State (12/28/22)	60-52 vs. #8 Iowa State (3/2/24)
Scored 90 points or more in loss	98-95 vs. UNC Asheville (11/7/22)	107-104 vs. Memphis (1/11/23)
Made 40 FG	40 at Marshall (2/27/10)	41 at Florida State (12/6/14)
Attempted 80 FG	81 vs. UNC Asheville (11/7/22)	80 vs. Tulane (1/14/15)
Shot under 30% from the field	15.9% at Houston (1/20/24)	23.5% vs. Cal St. Fullerton (11/16/23)
Made 12 3-pt FG	14, vs. #18 Baylor (1/31/24)	13 vs. Stetson (11/26/23)
Made 15 3-pt FG	15 vs. Jacksonville (12/6/23)	16 vs. Tulane (1/14/15)
Didn't make a 3-pt FG	0-14 at #6 Cincinnati (2/6/18)	0-23 vs. UAB (1/9/13)
Attempted 30 3-pt FG	38 at West Virginia (2/20/24)	30 vs. Stetson (11/26/23)
Made 30 FT	33 vs. Memphis (1/11/23)	40 at #19 BYU (2/13/24)
Made 35 FT	36 vs. Bethune (12/22/15)	40 at #19 BYU (2/13/24)
Attempted 40 FT	44 vs. South Florida (2/13/19)	40 at #19 BYU (2/13/24)
Attempted 50 FT	56 vs. FAU (12/15/93)	67 at Marshall (2/27/10)
Made 5 or less free throws	1-for-7, vs. #18 Baylor (1/31/24)	3-for-5, vs. Stetson (12/21/22)
Shot 100% on FTs (min. 10 att.)	11-for-11, at Michigan (12/6/20)	16-for-16, vs. SMU (3/4/20)
Shot 40% or worse on FTs	1-for-7, vs. #18 Baylor (1/31/24)	6-for-18, vs. Memphis (1/12/22)
Had 50 rebounds	52 vs. Jacksonville (12/6/23)	53 at South Florida (1/15/22)
Had 60 rebounds	69 vs. West Florida (12/17/93)	61 at Georgia (12/19/95)
Had 20+ offensive rebounds	20, vs. Bethune-Cookman (12/29/23)	21, at South Florida (1/15/22)
Had 5 or less offensive rebounds	5, vs. South Dakota State (11/19/23)	4, at Texas (1/17/24)
Had 25 assists	28 vs. Tulsa (2/11/23)	28 vs. Louisville (12/31/13)
Had 30 assists	30 vs. Campbell (2/28/04)	43 at Dayton (12/3/88)
Had 15 steals	16 vs. FIU (11/6/23)	16 at Cincinnati (2/4/23)
Had 20 steals	22 vs. Navy (12/6/03)	20 at Memphis (2/1/21)
Had 10 blocks	10 at West Virginia (2/20/24)	11 at Miami (11/10/23)
Had 14 blocks	14 vs. Temple (3/12/14)	15 vs. St. John's (11/26/17)
Didn't record a block	vs. #8 Iowa State (3/2/24)	at TCU (3/9/24)
Committed 5 or less turnovers	5, vs. South Dakota State (11/19/23)	4, vs. SMU (2/24/19)
Committed 20+ turnovers	22, vs. #8 Iowa State (3/2/23)	26, vs. Bethune-Cookman (12/29/23)
Won an OT game	74-71 vs. Charlotte (11/20/23)	77-70 vs. Temple (1/28/23)
Lost an OT game	77-70 vs. Temple (1/28/23)	74-71 vs. Charlotte (11/20/23)
Multiple OT game	107-104 vs. Memphis (1/11/23)	98-95 vs. UNC Asheville (11/7/22)
Made Game-Winning Buzzer Beater	69-66 vs. ECU (2/20/22)	68-66 vs. Missouri (12/17/22)
Category	UCF Player	
Scored 25 pts	33, Darius Johnson at TCU (3/9/24)	
Scored 30 pts	33, Darius Johnson at TCU (3/9/24)	
Scored 35 pts	36, Aubrey Dawkins at Temple (3/9/19)	
Scored 40 pts	45, Jermaine Taylor vs. Rice (2/25/09)	
Two players score 20 pts	vs. South Dakota State (11/19/23)	
	Marchelus Avery (22), Jaylin Sellers (20)	
Two players score 25 pts	vs. Michigan (12/30/21)	
	Darin Green Jr. (27), Brandon Mahan (26)	
Three players score 20 pts	at #15 Florida State (12/19/20)	
	Brandon Mahan (32), Isaiah Adams (22), Darin Green Jr. (20)	
Five players score 10 pts	at Texas (1/17/24)	
	Jaylin Sellers (24), Shemarri Allen (17), Darius Johnson (11)	
	Omar Payne (10), C.J. Walker (10)	
Three reserves score 10 pts	vs. Bethune-Cookman (12/29/23)	
	Marchelus Avery (11), Antwann Jones (10), C.J. Walker (10)	
Made 20 FG	23, Bo Clark vs. Florida Tech (1/17/79)	
Attempted 20 FG	23, Darius Johnson at West Virginia (2/20/24)	
Attempted 30 FG	31, Jermaine Taylor vs. ECU (3/7/09)	
Made 5 3-point FG	5, Darius Johnson at TCU (3/9/24)	
Made 6 3-point FG	7, Ithiel Horton vs. South Florida (2/22/23)	
Made 7 3-point FG	7, Ithiel Horton vs. South Florida (2/22/23)	
Made 10 3-point FG	11, Matt Williams vs. South Florida (1/17/17)	
Attempted 15 3-pt FG	15, Darius Johnson at West Virginia (2/20/24)	
Attempted 20 3-pt FG	21, Matt Williams vs. South Florida (1/17/17)	
Made 10 FT	10, Darius Johnson at TCU (3/9/24)	
Made 15 FT	15, Bennie Shaw vs. Medgar Evers (12/18/75)	
Attempted 15 FT	15, Collin Smith vs. Cincinnati (1/11/20)	
Attempted 20 FT	21, Tacko Fall vs. South Florida (2/13/19)	
Had 15 rebounds	19, Ibrahima Diallo vs. #18 BYU (1/13/24)	
Had 20 rebounds	20, Tacko Fall vs. SMU (2/24/19)	
Had 10 assists	10, Darius Johnson vs. #18 Baylor (1/31/24)	
Had 12 assists	13, Brandon Goodwin at Tulane (2/19/15)	
Had 6 blocks	6, Omar Payne, at West Virginia (2/20/24)	
Had 8 blocks	8, Tom Herzog vs. Bethune-Cookman (12/11/10)	
Had 7 steals	7, Darius Johnson at Wichita State (2/8/23)	
Had a double-double	Darius Johnson vs. #18 Baylor - 23 pts/10 ast (1/31/24)	
Two players had double-doubles	Taylor Hendricks vs. Stetson - 16 pts/10 reb (12/21/22)	
	Darius Johnson vs. Stetson - 16 pts/10 ast (12/21/22)	
Had a triple-double	Isaiah Sykes vs. East Carolina - 20 pts/16 reb/11 ast (2/9/13)	

team rankings in "The Last Time" section are via the AP poll

UCF AT THE 2024 PHILLIPS 66 BIG 12 CONFERENCE CHAMPIONSHIP

CONF. TOURN. - THE LAST TIME UCF...

Round	Date	Opponent (seed)	Result	Conference
First Round	Mar. 9, 2023	SMU (No. 10)	W, 76-70	The American
Second Round	Not a round in previous conferences			
Quarterfinals	Mar. 10, 2023	Memphis (No. 2)	L, 81-76	The American
Semifinals	Mar. 11, 2017	SMU (No. 1)	L, 70-59	The American
Final	Mar. 5, 2005			
Won Tournament	Mar. 5, 2005	Gardner-Webb (No. 1)	W, 63-54	Atlantic Sun

CONF. TOURN. HISTORY AT A GLANCE

Last Tournament Title..... 2005, Atlantic Sun
 Total Tournament Titles..... 4 (2005, 2004, 1996, 1994; all in Atlantic Sun)

UCF VS. BIG 12

Conf. Opponent	All-Time Record	Big 12 Tournament	All-Time Conf. Tour.
Baylor	0-1	Never Faced	Never Faced
BYU	0-2	Never Faced	Never Faced
Cincinnati	5-17	Never Faced	0-1 (AAC)
Houston	11-24	Never Faced	0-2 (1 AAC, 1 CUSA)
Iowa State	0-1	Never Faced	Never Faced
Kansas	1-0	Never Faced	Never Faced
Kansas State	0-3	Never Faced	Never Faced
Oklahoma	1-2	Never Faced	Never Faced
Oklahoma State	2-0	Never Faced	Never Faced
Texas	1-0	Never Faced	Never Faced
TCU	1-0	Never Faced	Never Faced
Texas Tech	1-1	Never Faced	Never Faced
West Virginia	1-2	Never Faced	Never Faced

UCF CONFERENCE TOURN. HISTORY

American Athletic Conference			
2023 - Fort Worth, Texas - No. 7 seed			
March 9	SMU - No. 10 seed	First Round	W, 76-70
March 10	Memphis - No. 2 seed	Quarterfinals	L, 81-76
2022 - Fort Worth, Texas - No. 6 seed			
March 10	South Florida - No. 11 seed	First Round	W, 60-58
March 11	Memphis - No. 3 seed	Quarterfinals	L, 85-69
2021 - Fort Worth, Texas - No. 6 seed			
March 11	ECU - No. 11 seed	First Round	W, 72-62
March 12	Memphis - No. 3 seed	Quarterfinals	L, 70-62
2020 - Fort Worth, Texas - No. 8 seed			
Canceled			
2019 - Memphis, Tenn. - No. 4 seed			
March 15	Memphis - No. 5 seed	Quarterfinals	L, 79-55
2018 - Orlando, Fla. - No. 6 seed			
March 8	ECU - No. 11 seed	First Round	W, 66-52
March 9	Houston - No. 3 seed	Quarterfinals	L, 84-56
2017 - Hartford, Conn. - No. 4 seed			
March 10	Memphis - No. 5 seed	Quarterfinals	W, 84-54
March 11	SMU - No. 1 seed	Semifinals	L, 70-59
2016 - Orlando, Fla. - No. 7 seed			
March 10	Tulane - No. 10 seed	First Round	L, 65-63
2015 - Hartford, Conn. - No. 9 seed			
March 12	ECU - No. 8 seed	First Round	L, 81-80 (OT)
2014 - Memphis, Tenn. - No. 9 seed			
March 12	Temple - No. 8 seed	First Round	W, 94-90 (2OT)
March 13	Cincinnati - No. 1 seed	Quarterfinals	L, 61-58

Conference USA

2013 - Tulsa, Okla.
 Ineligible for postseason play due to NCAA sanctions

2012 - Memphis, Tenn. - No. 4 seed			
March 8	UAB - No. 5 seed	Quarterfinals	W, 64-54
March 9	at Memphis - No. 1 seed	Semifinals	L, 83-52
2011 - El Paso, Texas - No. 9 seed			
March 9	ECU - No. 8 seed	First Round	L, 75-60
2010 - Tulsa, Okla. - No. 9 seed			
March 10	SMU - No. 8 seed	First Round	W, 69-53
March 11	UTEP - No. 1 seed	Quarterfinals	L, 76-54
2009 - Memphis, Tenn. - No. 6 seed			
March 11	Southern Miss - No. 11 seed	First Round	L, 77-53
2008 - Memphis, Tenn. - No. 4 seed			
March 13	Southern Miss - No. 5 seed	Quarterfinals	L, 68-62
2007 - Memphis, Tenn. - No. 2 seed			
March 8	Rice - No. 7 seed	Quarterfinals	L, 53-51
2006 - Memphis, Tenn. - No. 5 seed			
March 8	East Carolina - No. 12 seed	First Round	W, 65-52
March 9	Houston - No. 4 seed	Quarterfinals	L, 71-52

Atlantic Sun

2005 - Nashville, Tenn. - No. 2 seed			
March 3	Mercer - No. 7 seed	Quarterfinals	W, 81-68
March 4	Belmont - No. 3 seed	Semifinals	W, 66-61
March 5	Gardner-Webb - No. 1 seed	Final	W, 63-54
2004 - Nashville, Tenn. - No. 2 seed			
March 4	Jacksonville - No. 7 seed	Quarterfinals	W, 71-63
March 5	Belmont - No. 3 seed	Semifinals	W, 64-62
March 6	Troy - No. 1 seed	Final	W, 60-55

CONFERENCE TOURNAMENT HISTORY SUMMARY

UCF holds an all-time record of 30-25 at NCAA Division I conference tournaments, participating in The American, Conference USA, Atlantic Sun, Sun Belt and American South. The Knights finished 6-9 at The American Championship, which was better than their 3-7 record from their time in Conference USA.

The last time UCF won more than one game in a conference tournament was the 2005 Atlantic Sun Championship when the Knights won three games en route to their fourth league title. The Black and Gold are aiming for their sixth trip to the NCAA Tournament. The Knights won four Atlantic Sun Tournaments from 1994 to 2005, going 21-7 overall in the tournaments during that span. Before joining the A-Sun, UCF played and lost one game in the Sun Belt Championship (1992) and one in the American South (1991).

2024 PHILLIPS 66 BIG 12 CONFERENCE CHAMPIONSHIP BRACKET



ADDITION FINANCIAL ARENA



The UCF men's and women's basketball programs have called the beautiful 10,000-seat Addition Financial Arena their home since the start of the 2007-08 season. Located in the heart of Knights Plaza on the expansive north side of campus, the state-of-the-art facility opened in the fall of 2007 to packed crowds at multiple events.

Addition Financial Arena's unique design provides an intimate atmosphere for all students, alumni, fans and supporters, while creating an intimidating environment for opponents. With a raucous student section, dubbed the "Knightmare," Addition Financial Arena has quickly become one of the more formidable basketball facilities in the entire southeast. The design offers perfect sight lines for all fans, giving every fan a spectacular view.

Approximately 7,000 seats make up the lower bowl, with an additional 3,000 seats situated in the upper level. Club level seating is on the east side of the arena, with exclusive access to the regal Black and Gold Club before, during and after each game.

The facility features 16 luxury boxes and suites, a club lounge, open concourse areas and numerous concession options. Fans benefit from a state-of-the-art audio and video system. The scoreboard located at center court features four video screens that show replays and player information with an LED ribbon board stretching around the bottom.

Patrons enter the building through a spacious lobby that has conveniently located concession and apparel stands.

Addition Financial Arena sits on the northern side of campus and is nestled in with UCF's other athletics facilities, including FBC Mortgage Stadium, The Venue, John Euliano Park and the UCF Soccer/Track Complex. FBC Mortgage Stadium also opened up during the same September week in 2007.

The arena is the centerpiece of an area that includes apartment-style dormitories with 2,000 total beds and about 100,000-square feet of retail space. Before and after games, fans can dine and shop at establishments like Barnes & Noble Bookstore, Burger U, Gringos Locos, Domino's, The Pop Parlour, Dunkin', Jimmy John's, Subway and Knightro's.

The neighboring retail area has room for 24 shops.

Addition Financial Arena also hosts premiere concerts along with UCF commencement ceremonies. The Central Florida Crusaders, expansion members of the National Indoor Soccer League, began fielding men's and women's teams in the venue for the 2022-23 season.

The arena is located directly in front of UCF's old home, The Venue, which re-opened following a year of massive renovations to create a new home for the women's volleyball program as well as dedicated practice facilities for both the men's and women's basketball programs. The Knights played in the former 5,100-seat building from 1991-2007.

Construction on the new facility began in November of 2005. The arena was designed by HOK Sports and constructed by KUD International.

The arena officially opened on Sept. 8, 2007, with a Reba McEntire concert. The first UCF event at the new arena occurred on Sept. 28, 2007, when the UCF volleyball team hosted East Carolina.



Capacity	10,000
Construction Began	November 2005
Construction Completed	August 2007
Design	HOK Sports
Construction	KUD International
Cost	\$80 million
Luxury Suites	16
Lower Level Seats	5,598
Upper Level Seats	3,365
Club Seats	502
Concession Stands	7
Points of Sale	28
Video Boards	4
First UCF Game	UCF 63, Nevada 60 (11/11/07)

Highest Single-Game Home Attendance Records

1.	10,011	Illinois (3/22/17)
2.	9,825	Memphis (1/10/09)
3.	9,469	Kansas (1/10/24)
4.	9,460	Marshall (1/13/10)
5.	9,392	Iowa State (3/2/24)
6.	9,390	Houston (3/6/24)
7.	9,387	Oklahoma (2/3/24)
8.	9,383	Houston (1/25/23)
9.	9,358	Michigan (12/30/21)
10.	9,347	Rice (1/22/11)
11.	9,343	Florida State (11/13/13)
12.	9,141	Cincinnati (3/7/19)
13.	9,137	BYU (1/13/24)
14.	9,094	Marshall (1/5/11)
15.	8,882	West Virginia (1/23/24)
16.	8,734	Memphis (1/18/12)
17.	8,727	Massachusetts (11/13/09)
18.	8,711	Texas Tech (2/24/24)
19.	8,683	Baylor (1/31/24)
20.	8,624	Cincinnati (2/17/24)

Single-Season Home Attendance

1.	130,076 (7,226/18 games)	2023-24
2.	121,036 (6,370/19 games)	2010-11
3.	97,297 (5,723/17 games)	2011-12
4.	90,466 (4,523/20 games)	2012-13
5.	90,067 (5,298/17 games)	2013-14
6.	89,664 (5,274/17 games)	2022-23

Addition Financial Arena Record by Coaches

Coach	Seasons	Addition Financial Record	Win Pct.
Kirk Speraw	3	34-13 / 12-13*	.725 / .480*
Donnie Jones	6	74-33 / 59-33*	.692 / .641*
Johnny Dawkins	8	93-34	.732

*2008-09, 2009-10, 2010-11 victories vacated due to NCAA sanctions

Season-by-Season Record in Addition Financial Arena

Season	Head Coach	Home Record
2007-08	Kirk Speraw	12-4
2008-09	Kirk Speraw	13-3 / 0-3*
2009-10	Kirk Speraw	9-6 / 0-6*
2010-11	Donnie Jones	15-4 / 0-4*
2011-12	Donnie Jones	16-1
2012-13	Donnie Jones	15-5
2013-14	Donnie Jones	10-7
2014-15	Donnie Jones	10-8
2015-16	Donnie Jones	8-8
2016-17	Johnny Dawkins	15-3
2017-18	Johnny Dawkins	12-4
2018-19	Johnny Dawkins	15-2
2019-20	Johnny Dawkins	10-6
2020-21	Johnny Dawkins	6-3
2021-22	Johnny Dawkins	13-3
2022-23	Johnny Dawkins	11-6
2023-24	Johnny Dawkins	11-7
17 Seasons	3 Head Coaches	201-80 / 164-80*
		.715 / .672 Win %

*2008-09, 2009-10, 2010-11 victories vacated due to NCAA sanctions

UCF's Addition Financial Arena Winning Streaks

G	Began	Ended	Coach	Team to End Streak
14*	2/12/11	1/28/12	Donnie Jones	Southern Miss, 78-65
12**	2/6/08	1/10/09	Kirk Speraw	Memphis, 73-66
10	11/24/18	2/7/19	Johnny Dawkins	No. 12 Houston, 77-68
10*	11/12/10	1/19/11	Donnie Jones	East Carolina, 68-61
7	2/14/17	11/30/17	Johnny Dawkins	Missouri, 62-59
7	1/30/12	11/20/12	Donnie Jones	Middle Tennessee, 75-61
7*	3/7/09	12/30/09	Kirk Speraw	Jacksonville, 61-51
6	12/4/22	1/25/23	Johnny Dawkins	No. 3 Houston, 82-71
6	1/5/13	2/20/13	Donnie Jones	Marshall, 82-70
6	11/17/13	12/31/13	Donnie Jones	No. 10 Louisville, 90-65

*Streak is actually 11 due to three consecutive home wins at the end of the 2010-11 season being vacated via to NCAA sanctions
**Streak is actually four due to eight consecutive home wins to begin the 2008-09 season being vacated via to NCAA sanctions
*entire winning streak vacated due to NCAA sanctions



Johnny Dawkins

Head Coach | Eighth Season

UCF head men's coach Johnny Dawkins has built a particularly glossy college basketball playing and coaching catalogue—most recently including 2023 induction into the National Collegiate Basketball Hall of Fame and selection of a UCF player in the first round of the 2023 NBA Draft—as he joins the Knights in heading into Big 12 Conference play in 2023-24.

Dawkins' resume showcases:

- 15 seasons as a major-college head coach (the last seven at UCF), including eight postseason berths and a pair of National Invitation Tournament titles
- Extensive player development, highlighted by Taylor Hendricks' selection in the first round of the 2023 NBA Draft after only a single season at UCF

- 10 additional previous seasons of experience as an assistant coach at Duke, including NCAA Championship appearances every year, an NCAA title in 2001 and seven Atlantic Coast Conference Tournament crowns
 - A nine-year NBA career that included a career double-figure scoring average
 - A collegiate playing career at Duke that featured national player-of-the-year recognition as a senior as the school's all-time top career scorer, later culminating with his 2023 National Collegiate Basketball Hall of Fame selection
- In seven seasons at UCF, Dawkins has led the program to unprecedented heights, in the only seven-year stretch with three or more postseason appearances. He led the Knights to their first NCAA Championship victory in 2019. He's also responsible for producing UCF's first lottery pick after Taylor Hendricks was selected by the Utah Jazz with the ninth overall pick in the 2023 NBA Draft. Now, Dawkins will look to bring the Knights to even greater achievements as UCF beginning in 2023-24 begins participation in one of the deepest, most challenging conferences in college basketball, the Big 12.

Dawkins boasts five wins over ranked opponents in his time at the helm of the Knights, accounting for the majority of UCF's wins over Associated Press top-25 teams in the program's history. Most recently, the Knights topped in-state rival and 15th-ranked Florida State in Tallahassee in 2020, the program's first victory over the Seminoles. The Knights ripped off consecutive victories over No. 6 Houston and No. 19 Cincinnati during the 2018-19 regular-season run to the NCAA Championship, solidifying themselves in the field of 64. UCF defeated No. 24 Alabama in December 2017, after earning the first ranked win under Dawkins on Feb. 26, 2017, beating No. 15 Cincinnati 53-49. UCF cracked the AP poll on Mar. 4, 2019, for the first time since 2011, earning a ranking of 25th late in the regular season. It was the latest into a season that the Knights had been ranked. The home finale against Cincinnati in 2019 marked the first matchup of ranked teams at Addition Financial Arena.

Dawkins was named UCF's seventh head men's basketball coach on Mar. 23, 2016.

The 2019 NCAA Championship Run

The 2018-19 season was Dawkins' best to date with the Knights as he guided UCF to a number-nine seed in the NCAA Championship bracket, its highest seed in five all-time NCAA Championship appearances, and defeated eighth-seeded VCU 73-58 in first-round action.

UCF then came inches away from upsetting top overall seed Duke in the second round, ultimately falling 77-76 to Mike Krzyzewski, Zion Williamson and RJ Barrett as BJ Taylor's floater rimmed out and Aubrey Dawkins' tip-in barely missed at the buzzer.

The Knights were stellar down the stretch to secure their at-large NCAA Championship berth, winning on the road at No. 6/8 Houston to snap the Cougars' 33-game home win streak and topping No. 19/20 Cincinnati in Orlando. It marked the first time UCF had earned multiple victories over ranked opponents in the same season, and the Knights did it in back-to-back games.

Dawkins led UCF back to the NCAA Championship for the first time since 2005, and the first time as an at-large selection (with the previous four NCAA Championships as champions of the Atlantic Sun Conference Tournament in 1994, 1996, 2004 and 2005). He helped three individuals earn all-conference accolades from the American Athletic Conference in 2018-19, as UCF led the league with three honorees. BJ Taylor became the first Knight to earn first-team AAC honors, while Aubrey Dawkins was named second team and Tacko Fall added third-team honors. It marked just the second time that the Knights put multiple student-athletes on the AAC all-conference teams and the ninth time in the program's Division I history that multiple Knights earned all-conference honors in the same season (dating back to the 1993-94 season). With two players on the three all-conference teams, only Houston had more players earn all-conference honors.

Following the end of the 2018-19 regular season, Dawkins was named a finalist for the Skip Prosser Man of the Year Award and the Ben Jobe National Coach of the Year Award.

UCF finished the year 24-9, tied for the fourth most wins in a season in program history. The Knights' 23 regular-season wins marked a record in UCF's Division I era. The team went 13-5 in AAC play, the team's most league wins since joining that conference, and earned the number-four seed in the conference tournament for the second time in three seasons.

Dominant Defense

Known for their defense under Dawkins, the Knights ranked 11th in the nation in field-goal percentage defense, holding opponents to just 39.4 percent shooting in the 2018-19 NCAA Championship run. UCF was also 27th in scoring defense, allowing 64.5 points per game that season.

Defense always has been a priority with UCF teams, as four of Dawkins' seven seasons with the Knights have seen the team finish inside the top 50 nationally in scoring defense, including two top-10 finishes. UCF ranked third in the nation in scoring defense in 2017-18, holding teams to 61.7 points per game and 40.1% shooting, slotting the team at the No. 10 spot in the country. Dawkins' first season with UCF in 2016-17 saw the team finish No. 1 in field-goal percentage defense, limiting foes to 36.5% from the field, and No. 6 in scoring defense, with opponents averaging 61.2 points per contest.

Highly-Touted Hendricks

Taylor Hendricks qualifies as UCF's top recruit in program history. He came into college as a top-100 player in two of

COACHING EXPERIENCE

2016-present	UCF	Head Coach
2008-16	Stanford	Head Coach
2000-08	Duke	Associate Head Coach
2006-08	USA Basketball	Player Personnel
1998-99	Duke	Assistant Coach

NBA EXPERIENCE

1994-95	Detroit Pistons
1989-94	Philadelphia 76ers
1986-89	San Antonio Spurs
1986	Drafted, Spurs - 10th Overall

the three major recruit rankings as ESPN pinned him No. 54 and Rivals had him at No. 87. Hendricks lived up to the hype on opening night, dropping a team-best 23 points in his collegiate debut and finishing with averages of 15.3 points and 6.9 rebounds.

Through plenty of work and coaching throughout the season, Hendricks quietly began to creep into mock drafts across the country. At season's end, Hendricks had achieved two career-high marks of 25 points and recorded five double-doubles. He was the nation's only player to make 60 or more three-pointers, tally 55 or more blocks and record 35 or more dunks. He was honored with a unanimous selection to the American Athletic Conference All-Rookie Team and was named second-team All-AAC.

Hendricks announced his intent to enter the NBA Draft on Mar. 22, 2023, making him UCF's first one-and-done player. The freshman phenom later went on to become the Knights' first lottery pick as well as a first-round selection, going ninth to the Utah Jazz in the 2023 NBA Draft. Enshrined in the College Basketball Hall of Fame Dawkins was honored Aug. 30, 2023, as an inductee in the 18th class of the National Collegiate Basketball Hall of Fame. He was joined by former Duke coach Mike Krzyzewski, who was officially honored in the class of 2023 after initially being among the Hall of Fame's Founding Class in 2006.

Dawkins was inducted for his playing days as a Blue Devil and is one of the most decorated players in Duke history. He is regarded as a key early figure in the program's ascent to becoming a national power. From 1982-86, Dawkins piled up 2,556 points – a mark that stood as the school's scoring record until 2006 and remains second all-time. He was a two-time consensus All-American, a four-time All-ACC selection—and was recipient of the 1986 Naismith National Player of the Year award.

As a senior, Dawkins led Duke to the ACC regular-season and tournament titles, and an appearance in the NCAA national championship game. The 10th overall pick by the Spurs in the 1986 NBA Draft, Dawkins saw action in nine professional seasons with the Spurs, 76ers and Pistons. He averaged 11.1 points and 5.5 assists through 541 career NBA games.

UCF Player Honors

Multiple players have earned conference and national honors under Dawkins' tenure. Tacko Fall earned a spot on the Lefty Driesell Defensive All-America team in 2016-17 and was named the American Athletic Conference Defensive Player of the Year. B.J. Taylor earned first-team All-AAC and NABC first-team All-District honors in 2018-19.

Seven nods to the All-AAC Team were awarded while the Knights were members of that league. An additional three All-Rookie Team honors were earned, all over the last three seasons. Taylor Hendricks earned second-team All-Conference honors as well as a unanimous nod to the All-Rookie Team in 2022-23, as well as tallying a record nine conference rookie-of-the-week accolades. Darius Johnson and Isaiah Adams preceded Hendricks in earning All-Rookie Team nods in 2021-22 and 2020-21, respectively. Aubrey Dawkins (2018-19) and Taylor (2016-17) are the other Knights who received All-AAC second-team honors, while Darin Green Jr. (2021-22), Brandon Mahan (2020-21), Darius Perry (2020-21) and Fall (2018-19) all were members of an AAC third team.

Postseason Pushes

On top of the NCAA Championship run in 2018-19, the Knights have punched two tickets to the NIT under Dawkins' direction. In the most recent trip in 2023, the Knights travelled to Gainesville, Florida, and handily beat Florida 67-49, UCF's first road victory against the Gators in program history. The Knights were the only team to hold Florida under 50 points all season. It was the sixth time that season UCF limited an opponent to 50 points or fewer. The Knights' run came to an end in their inaugural meeting with top-seeded Oregon in Eugene.

The 2016-17 season took UCF to New York's Madison Square Garden in Dawkins' first year at the helm of the Knights. UCF hosted its first NIT game, defeating Colorado for the program's first postseason win in an NIT or NCAA game. The Knights went on to defeat top-seeded Illinois State on the road, before coming home to the first sell-out crowd at Addition Financial Arena and winning 68-58 over Illinois to earn a spot in the NIT semifinals. Under Dawkins' leadership, UCF led all NCAA Division I teams in defensive field-goal percentage, holding opponents to just 36.5 percent from the floor. The Knights were also sixth in the nation, allowing only 61.2 points per game, and gave up 45 or fewer points in four games over the course of the year. Dawkins was a finalist for both the Jim Phelan and Ben Jobe National Coach of the Year awards in his first season at UCF. Matt Williams set UCF records for three-pointers in a career, season and game, before signing a professional contract with the Miami Heat

Notable Notes

In UCF's Dec. 11, 2021, win over North Carolina A&T, Dawkins picked up his 100th victory with the Knights, becoming the fastest coach in program history and just the third one to do so. Following the end of the 2022-23 season, Dawkins stands 131-87 all-time as head coach of the Knights, a winning percentage of .600, currently the second-highest in program history, trailing only Torchy Clark's .755 mark.





In seven years, Dawkins has done a similarly successful job with his players in the classroom. With Dawkins at the helm, the Knights men's basketball program recorded an average semester team grade-point average over 3.0 for the first time in recorded history in 2018. Then the Knights did it again, setting a new program record with an average semester GPA of 3.03 in spring 2019. Under Dawkins' watch, more than 45 nods have been earned by Knights on the AAC All-Academic team.

When Dawkins took over at UCF, the Knights had gone 12-18 the season before and hadn't finished above .500 since 2012-13. He led UCF to a 24-12 record in his first season at the helm, the sixth-best turnaround in the nation. With just seven scholarship players due to transfers and injuries, the Knights earned the fourth seed – their highest ever – in the American Athletic Conference Tournament, eventually falling to league champion SMU in the semifinals.

Stanford Stint

Stanford put together four 20-win seasons in Dawkins' tenure as head coach. He is only the second coach in Stanford history with at least four 20-win seasons. Stanford's success on the court came against some of the toughest schedules in the nation. During the 2015-16 season, the Cardinal faced the sixth-most difficult slate in the country—with a nation-leading 17 of Stanford's 30 games against RPI top-50 squads. Stanford's strength of schedule was rated in the top 50 each of his final four seasons, including two in the top 20, with an average rank of 27.75.

The Cardinal basketball program also excelled in the classroom during Dawkins' tenure, earning at least three Pac-12 All-Academic selections for five consecutive seasons and producing back-to-back Pac-12 Scholar-Athlete of the Year recipients (2014, 2015). Stanford also received annual national academic recognition, with three players earning National Association of Basketball Coaches (NABC) Honors Court status in 2015. The Cardinal was one of 20 NCAA Division I teams to earn an NABC Team Academic Excellence Award in 2016.

In 2012, Dawkins mentored Chasson Randle to become the consummate student-athlete. Randle finished that season as Stanford's all-time leading scorer and earned the program's initial first-team Academic All-America selection since 2006. Under Dawkins, Stanford recorded back-to-back perfect Academic Progress Rate (APR) scores of 1,000 in both the 2012-13 and 2013-14 reports.

Player development was also markedly improved at Stanford under Dawkins' tutelage. Four Cardinal players were selected in the NBA Draft following their collegiate careers—including 2014 first-round pick Josh Huestis.

Learning from a Legend

The Washington, D.C., native coached for 10 years under the legendary Mike Krzyzewski at Duke. During Dawkins' decade as a coach at Duke, the Blue Devils won a national championship (2001), tallied six ACC regular-season championships, recorded seven ACC Tournament titles and posted a 330-60 (.846) record. In four consecutive seasons from 1999-2002, Duke finished the regular season ranked No. 1 in both national polls, a first in college basketball history. Duke reached a No. 1 national ranking in seven of 10 seasons with Dawkins on the coaching staff.

While at Duke, he also served as the player personnel director for the USA Basketball Senior National Team from 2006-08.

Decorated at Duke

Following a prolific high school career at Mackin Catholic High School in Washington, D.C. (McDonald's All-American and third-team Parade All-American), Dawkins made his way to Duke, where he would become one of the most decorated players to set foot in Durham, North Carolina.

He played for the Blue Devils from 1982-83 through 1985-86, earning consensus All-America honors twice (1985, 1986). Dawkins was also voted the 1986 Naismith National Player of the Year and named a Freshman All-American in 1983. During his collegiate career, he helped lead Duke to three NCAA Championship berths, including an NCAA title-game appearance in 1986. He was an All-ACC honoree all four seasons as a Blue Devil. Dawkins helped Duke win the 1986 ACC Tournament title in his senior season, claiming the MVP award in the process.

Dawkins finished his career as the school's all-time leading scorer and held that honor until 2006 when J.J. Redick surpassed his mark of 2,556 points. He recorded double-figure point totals in 129 of 133 collegiate games. Dawkins led the Blue Devils in scoring all four years, recording the fourth-highest season point total in school history with 809 in 1986. Dawkins remains Duke's career record-holder in field goals (1,026) and field goals attempted (2,019) while also setting the school's single-season mark for field goals (331) during the 1986 campaign.

Dawkins was inducted into the Duke Sports Hall of Fame in September 1996. His jersey number 24 was retired by the school.

COACHING RECORD

Year	School	Record	Pct
2008-09	Stanford	20-14	.588
2009-10	Stanford	14-18	.438
2010-11	Stanford	15-16	.484
2011-12	Stanford	26-11	.703
2012-13	Stanford	19-15	.559
2013-14	Stanford	23-13	.639
2014-15	Stanford	24-13	.649
2015-16	Stanford	15-15	.500
2016-17	UCF	24-12	.667
2017-18	UCF	19-13	.594
2018-19	UCF	24-9	.742
2019-20	UCF	16-14	.533
2020-21	UCF	11-12	.478
2021-22	UCF	18-12	.600
2022-23	UCF	19-15	.559
2023-24	UCF	16-14	.533
At UCF	8 Seasons	147-101	.593
Total	16 Seasons	303-216	.584

COACHING HIGHLIGHTS

2008-09	CBI Semifinals
2011-12	NIT Champions
2012-13	NIT Second Round
2013-14	NCAA Sweet 16
2014-15	NIT Champions
2016-17	NIT Semifinals
	Finalist for Jim Phelan National Coach of the Year
	Finalist for Ben Jobe National Coach of the Year
2018-19	Finalist for Skip Prosser Man of the Year
	Finalist for Ben Jobe National Coach of the Year
	NCAA Tournament
2022-23	NIT Second Round

COLLEGIATE CAREER

1982-86	Duke University
1985-86	Naismith National Player of the Year
	Consensus First Team All-America
	First Team All-ACC
	NCAA East Regional MVP
	ACC Tournament MVP
	Duke Team MVP
	Duke Co-Captain
1984-85	Consensus First Team All-America
	First Team All-ACC
	Duke Team MVP
1983-84	Second Team All-ACC
	Duke Team MVP
1982-83	Freshman All-America
	Second Team All-ACC
	Duke Team MVP

THE DAWKINS FILE

Hometown	Washington, D.C.
High School	Mackin Catholic
College	Duke, 1986

Professional Experience

A 1986 first-round NBA Draft pick (10th overall) by San Antonio, Dawkins saw action in nine NBA seasons with the Spurs (1986-89), Philadelphia 76ers (1989-94) and Detroit Pistons (1994-95). He averaged 11.1 points, 2.5 rebounds and 5.5 assists over 541 career NBA games.

Giving Back to the Game

Dawkins has served as a member of the National Association of Basketball Coaches Board of Directors since 2012. He currently serves on the NCAA Division I Men's Basketball Ethics Coalition, an independent committee of current and former coaches, charged with promoting ethical conduct through leadership, education and mentoring opportunities, while identifying key issues challenging the coaching community.



0 Charlie May

Guard | Redshirt Freshman | 6-5 | 183
Boca Raton, Fla. | St. Andrew's School

MAY NOTEBOOK

- Made his collegiate debut in the final minute of UCF's 2023-24 season opener in an 85-62 victory over FIU
- Did not see game action during the 2022-23 season.
- Helped St. Andrews to a state championship in his high school sophomore season.
- May and St. Andrews earned three district titles from his freshman to junior years.
- Was the team captain of his St. Andrews squad in his senior season.
- His father, Dusty May, is entering his sixth season head coach of the Florida Atlantic's men's basketball team and led the program to its first NCAA Final Four during the 2022-23 season. His brother, Jack May, is on Florida's men's basketball roster as a redshirt junior guard for the 2023-24 season.

COLLEGE PATH

22-23: Freshman - UCF
23-24: Redshirt Freshman - UCF

SOCIAL MEDIA

@charlie.may12
@charlie12may

Did You Know?

Major: Communications
 Favorite pro athlete: Paul George
 Favorite pro team: Indiana Pacers
 Pre-game ritual: Listen to Youngboy
 Favorite movie: Step Brothers
 Favorite TV show: The Office
 Favorite music artist: NBA Youngboy
 Favorite food: Pizza
 Second favorite sport: Football
 Favorite off-day activity: Playing video games
 Fun fact: His dog has one eye
 Hidden talent: Good at Wii bowling

GAME-BY-GAME STATS

Opponent	Date	GS	MIN	Total		3-Pointers		Free throws		Rebounds				PF	A	TO	BLK	STL	PTS	AVG
				FG-FGA	PCT	3FG-3FGA	PCT	FT-FTA	PCT	OFF	DEF	TOT	AVG							
FIU	11/06/2023		00:38	0-0	.000	0-0	.000	0-0	.000	0	0	0	0.0	0	0	0	0	0	0	0.0
Cal St. Fullerton	11/16/2023		00:31	0-0	.000	0-0	.000	0-0	.000	0	0	0	0.0	0	0	0	0	0	0	0.0
Lipscomb	12/02/2023		01:37	0-1	.000	0-0	.000	0-0	.000	0	1	1	0.3	0	0	0	0	0	0	0.0
Jacksonville	12/06/2023		02:03	0-0	.000	0-0	.000	0-0	.000	0	1	1	0.5	0	0	0	0	0	0	0.0
Maine	12/18/2023		02:17	0-0	.000	0-0	.000	0-0	.000	0	1	1	0.6	2	0	0	0	0	0	0.0
Bethune-Cookman	12/29/2023		02:56	0-0	.000	0-0	.000	0-0	.000	0	0	0	0.5	0	0	1	0	1	0	0.0
Totals			0 10:02	0-1	.000	0-0	.000	0-0	.000	0	3	3	0.5	2	0	1	0	1	0	0.0

Player Averages

Games Played	Minutes/game	Points/game	FG Pct	3FG Pct	FT Pct	Rebounds/game	Assists/game	Turnovers/game	Assist/Turnover ratio	Steals/game	Blocks/game
6	1.7	0.0	0.0	0.0	0.0	0.5	0.0	0.2	0.0	0.2	0.0

MISCELLANEOUS

Situation	'23-'24
Led team in scoring	-
Led team in rebounds	-
Led team in assists	-
Led team in blocks	-
Led team in steals	-
Double-Doubles	-
Double Figure Points	-
5+ Rebounds	-
Double Figure Rebounds	-
20-Point Games	-
30-Point Games	-
3+ Three Pointers	-
5+ Assists	-
3+ Steals	-
3+ Blocks	-

2023-24 GAME HIGHS


Points	N/A	-
Rebounds	1	3x, last vs. Maine (12/18/23)
Assists	N/A	-
Steals	1	Bethune-Cookman (12/29/23)
Blocks	N/A	-
FGs Made	N/A	-
FGs Attempted	1	Lipscomb (12/2/23)
3-Pt. FGs Made	N/A	-
3-Pt. FGs Attempted	N/A	-
FTs Made	N/A	-
FTs Attempted	N/A	-

SINGLE-GAME CAREER HIGHS

Points	N/A	-
Rebounds	1	3x, last vs. Maine (12/18/23)
Assists	N/A	-
Steals	1	Bethune-Cookman (12/29/23)
Blocks	N/A	-
FGs Made	N/A	-
FGs Attempted	1	Lipscomb (12/2/23)
3-Pt. FGs Made	N/A	-
3-Pt. FGs Attempted	N/A	-
FTs Made	N/A	-
FTs Attempted	N/A	-

CAREER STATS

SEASON	TEAM	Field Goals		3-Point		F-Throws		Rebounds				Scoring									
		GP-GS	MIN/AVG	FG-FGA	FG%	3FG-3FGA	3FG%	FT-FTA	FT%	OFF	DEF	TOT	AVG	PF	FO	A	TO	BLK	STL	PTS	AVG
2023-24	UCF	6-0	10/1.7	0-1	.000	0-0	.000	0-0	.000	0	3	3	0.5	2-0	0	1	0	1	0	0	0.0
TOTAL		6-0	10/1.7	0-1	.000	0-0	.000	0-0	.000	0	3	3	0.5	2-0	0	1	0	1	0	0	0.0



1 Antwann Jones

Guard | 5th Year | 6-6 | 215

Orlando, Fla. | Oak Ridge | Louisiana/Creighton/Memphis

JONES NOTEBOOK

- Made his first UCF start on 1/31/24 vs. No. 18 Baylor, his first start since 11/21/21.
- Made his UCF debut on 12/10/23, playing in almost 16 minutes against Ole Miss.
- Played in eight games in 2021-22 with Louisiana, including one start against Jackson State, shooting 40% from the field on the season
- Recorded nine assists and added one block with the Rajin Cajuns
- Played in 30 games in 2020-21 with Creighton, including one start, while averaging 3.4 points, 2.2 rebounds and 1.3 assists per contest in 10.9 minutes per game
- Made his Creighton debut with 11 points, 5 rebounds and 4 assists vs. North Dakota State (Nov. 29), then had 12 points and 6 assists vs. Omaha (Dec. 1)
- Scored a season-high 13 points in 13 minutes with the Bluejays, adding four rebounds and two assists to lead comeback from 13 down vs. No. 22 Xavier (Dec. 23)
- Was able to practice, but redshirted and did not play for Creighton's BIG EAST champion team in 2019-20.
- Averaged 4.7 points and 3.0 rebounds in 16.7 minutes per game during his lone season at Memphis; saw action in 35-of-36 games, with six starts
- Shot 42.4 percent from the field, 34.1 percent from three-point range and 84.4 percent at the line; scored in double-figures seven times, with a high of 16 points vs. Wichita State (Jan. 3); Compiled a streak of four straight games with 11 points or more from Dec. 22-Jan. 3, averaging 12.8 points in that span

COLLEGE PATH

18-19: Freshman - Memphis
19-20: Sophomore - Creighton
20-21: R-Sophomore - Creighton
21-22: R-Junior - Louisiana
22-23: R-Senior - Did Not Play
23-24: 5th Year - UCF

SOCIAL MEDIA

@_twannnnn
 @j5_twann

Did You Know?

Major: Marketing
Favorite pro athlete: Shaquille O'Neal
Favorite pro team: Baltimore Ravens
Pre-game ritual: Pray, drink Starbucks, stretch, practice shooting, meditate
Favorite movie(s): Iron Man
Favorite TV show: Power
Favorite music artist: Kodak Black
Favorite food: Penne pasta alla vodka
Second favorite sport: UFC
Favorite off-day activity: Sleeping
Fun fact: He and his mom share the same birthday
Hidden talent: Can rap

MISCELLANEOUS

Situation	'23-'24
Led team in scoring	-
Led team in rebounds	-
Led team in assists	2
Led team in blocks	-
Led team in steals	1
Double-Doubles	-
Double Figure Points	3
5+ Rebounds	1
Double Figure Rebounds	-
20-Point Games	-
30-Point Games	-
3+ Three Pointers	1
5+ Assists	-
3+ Steals	-
3+ Blocks	-

GAME-BY-GAME STATS

Opponent	Date	GS	MIN	Total		3-Pointers		Free throws		Rebounds				PF	A	TO	BLK	STL	PTS	AVG
				FG-FGA	PCT	3FG-3FGA	PCT	FT-FTA	PCT	OFF	DEF	TOT	AVG							
Ole Miss	12/10/2023		15:55	0-2	.000	0-1	.000	3-6	.500	2	2	4	4.0	1	3	0	0	0	3	3.0
Maine	12/18/2023		14:36	1-3	.333	0-1	.000	0-2	.000	0	2	2	3.0	2	1	1	0	0	2	2.5
Florida A&M	12/21/2023		02:58	0-0	.000	0-0	.000	0-0	.000	0	0	0	2.0	1	0	0	0	0	0	1.7
Bethune-Cookman	12/29/2023		08:23	4-6	.667	2-2	1.000	0-0	.000	1	1	2	2.0	0	1	1	0	0	10	3.8
at Kansas St.	01/06/2024		14:09	0-3	.000	0-1	.000	0-0	.000	0	2	2	2.0	2	2	1	0	0	0	3.0
Kansas	01/10/2024		03:41	0-0	.000	0-0	.000	0-0	.000	1	0	1	1.8	1	0	1	0	0	0	2.5
at Texas	01/17/2024		04:14	0-2	.000	0-2	.000	0-0	.000	0	1	1	1.7	0	0	1	0	1	0	2.1
at Houston	01/20/2024		03:15	1-3	.333	0-1	.000	0-0	.000	0	0	0	1.5	0	0	0	0	0	1	2.1
West Virginia	01/23/2024		25:02	5-7	.714	1-1	1.000	2-2	1.000	1	0	1	1.4	0	3	0	1	1	13	3.3
at Cincinnati	01/27/2024		24:47	3-8	.375	1-2	.500	1-1	1.000	2	4	6	1.9	0	2	1	0	2	8	3.8
Baylor	01/31/2024	*	22:49	2-3	.667	1-2	.500	1-2	.500	2	1	3	2.0	3	3	2	1	1	6	4.0
Oklahoma	02/03/2024	*	21:05	6-7	.857	3-4	.750	0-0	.000	0	1	1	1.9	4	1	1	0	2	15	4.9
at Texas Tech	02/10/2024	*	29:15	2-8	.250	0-4	.000	0-0	.000	0	3	3	2.0	1	3	1	0	0	4	4.8
at BYU	02/13/2024		18:29	3-6	.500	0-1	.000	0-1	.000	0	1	1	1.9	1	2	1	0	1	6	4.9
Cincinnati	02/17/2024		07:12	1-2	.500	0-0	.000	0-0	.000	0	1	1	1.9	0	0	0	0	0	2	4.7
at West Virginia	02/20/2024		09:43	0-2	.000	0-1	.000	0-0	.000	0	0	0	1.8	1	0	0	0	0	0	4.4
Texas Tech	02/24/2024		11:44	3-4	.750	0-0	.000	0-0	.000	0	2	2	1.8	1	1	1	0	0	6	4.5
at Oklahoma St.	02/28/2024		11:45	1-2	.500	0-1	.000	2-4	.500	0	2	2	1.8	1	1	1	0	0	4	4.5
Iowa St.	03/02/2024		11:13	0-1	.000	0-1	.000	0-0	.000	0	2	2	1.8	1	1	1	0	0	0	4.3
Houston	03/06/2024		03:36	0-2	.000	0-1	.000	0-0	.000	0	0	0	1.7	0	0	0	0	0	0	4.1
at TCU	03/09/2024		12:46	0-2	.000	0-1	.000	3-4	.750	0	0	0	1.6	2	0	2	0	0	3	4.0
Totals		3	276:37	32-73	.438	8-27	.296	12-22	.545	9	25	34	1.6	22	24	16	2	9	84	4.0

Player Averages

Games Played	Minutes/game	Points/game	FG Pct	3FG Pct	FT Pct	Rebounds/game	Assists/game	Turnovers/game	Assist/Turnover ratio	Steals/game	Blocks/game
21	13.2	4.0	43.8	29.6	54.5	1.6	1.1	0.8	1.5	0.4	0.1

2023-24 GAME HIGHS

Points	15	Oklahoma (2/3/24)
Rebounds	6	at Cincinnati (1/27/24)
Assists	3	4x, last at Texas Tech (2/10/24)
Steals	2	2x, last vs. Oklahoma (2/3/24)
Blocks	1	2x, last vs. Baylor (1/31/24)
FGs Made	6	Oklahoma (2/3/24)
FGs Attempted	8	2x, last at Texas Tech (2/10/24)
3-Pt. FGs Made	3	Oklahoma (2/3/24)
3-Pt. FGs Attempted	4	2x, last at Texas Tech (2/10/24)
FTs Made	3	2x, last at TCU (3/9/24)
FTs Attempted	6	Ole Miss (12/10/23)

SINGLE-GAME CAREER HIGHS

Points	16	Wichita State (1/3/19)
Rebounds	7	2x, last vs. Kennesaw St. (12/4/20)
Assists	6	Little Rock (12/19/18)
Steals	3	3x, last at Creighton (3/22/19)
Blocks	3	UCF (1/27/19)
FGs Made	7	Wichita State (1/3/19)
FGs Attempted	14	Canisius (11/23/18)
3-Pt. FGs Made	3	Oklahoma (2/3/24)
3-Pt. FGs Attempted	5	ECU (1/10/19)
FTs Made	7	Kennesaw St. (12/4/20)
FTs Attempted	8	Kennesaw St. (12/4/20)

CAREER STATS

SEASON	TEAM	GP-GS	MIN/AVG	Field Goals		3-Point		F-Throws		Rebounds				Scoring						
				FG-FGA	FG%	3FG-3FGA	3FG%	FT-FTA	FT%	OFF	DEF	TOT	AVG	PF-FO	A	TO	BLK	STL	PTS	AVG
2018-19	Mem	35-6	580/16.6	56-132	.424	15-44	.341	38-45	.844	18	86	104	3.0	59-2	64	51	14	23	165	4.7
2020-21	CU	30-1	326/10.9	34-91	.374	12-37	.324	22-32	.688	15	52	67	2.2	36-0	39	22	6	7	102	3.4
2021-22	LA	8-1	65/8.1	6-15	.400	2-7	.286	3-7	.429	4	8	12	1.5	6-0	9	4	1	0	17	2.1
2023-24	UCF	21-3	277/13.2	32-73	.438	8-27	.296	12-22	.545	9	25	34	1.6	22-0	24	16	2	9	84	4.0
TOTAL FOR UCF		21-3	277/13.2	32-73	.438	8-27	.296	12-22	.545	9	25	34	1.6	22-0	24	16	2	9	84	4.0
TOTAL		94-11	1248/13.3	128-311	.412	37-115	.322	75-106	.708	46	171	217	2.3	123-2	136	93	23	39	368	3.9





2 Shemarri Allen

Guard | 5th Year | 6-4 | 190
Arden, N.C. | T.C. Roberson | UMKC / Cowley CC

ALLEN NOTEBOOK

- Played 30 minutes in his UCF debut on opening night against FIU, earning the start while posting eight points, five rebounds, five assists and three steals.
- Earned Second Team All-Summit League and Summit League All-Defensive Team honors in 2022-23 in his senior season at UMKC, a year in which he appeared in 29 games, making 28 starts
- Averaged 17.0 points on 41.4% shooting in 2022-23, adding 5.0 rebounds, 2.7 assists and 2.0 steals per game. He finished the year ranked top-10 in the Summit in FG% (6th), free throws made (5th), minutes per game (6th), points per game (6th) and steals per game (1st); finished the campaign ranked top-100 in the NCAA in free throw attempts (70th), minutes per game (96th), steals (57th) and steals per game (28th)

- Scored in double-digits in 25 games, including 10 games above 20 points
- Notched season-high 34 points in triple-OT game at Denver on Dec. 29, including game-tying three at end of regulation
- Suffered season-ending arm injury against North Dakota on Feb. 18
- Appeared in 30 games in 2021-22, starting in seven and averaged 23.5 minutes per game, sixth-best on team. His 57.9% field goal percentage was second-best on team
- Earned first-career start against Morehead State on Nov. 27, 2021, notching six points, five rebounds and three assists

COLLEGE PATH

19-20: Freshman - Cowley CC
20-21: Sophomore - Cowley CC
21-22: Junior - UMKC
22-23: Senior - UMKC
23-24: 5th Year - UCF

SOCIAL MEDIA

@shemarrallen
@shemarrallen23

CAREER HONORS

Second Team All-Summit League 2022-23
Summit League All-Defensive Team 2022-23

Did You Know?

Major: Liberal Arts/Business
Favorite pro athlete: LeBron James
Favorite pro team: Dallas Mavericks
Favorite movie: Love and Basketball
Favorite TV show: Power
Favorite music artist: NBA Youngboy
Favorite food: Soul Food
Second favorite sport: Football
Favorite off-day activity: Stream video games
Fun fact: Played soccer in high school
Hidden talent: Can juggle

MISCELLANEOUS

Situation	'23-'24
Led team in scoring	-
Led team in rebounds	3
Led team in assists	12
Led team in blocks	3
Led team in steals	10
Double-Doubles	-
Double Figure Points	7
5+ Rebounds	5
Double Figure Rebounds	-
20-Point Games	-
30-Point Games	-
3+ Three Pointers	1
5+ Assists	6
3+ Steals	6
3+ Blocks	1

GAME-BY-GAME STATS

Opponent	Date	GS	MIN	Total		3-Pointers		Free throws		Rebounds				PF	A	TO	BLK	STL	PTS	AVG
				FG-FGA	PCT	3FG-3FGA	PCT	FT-FTA	PCT	OFF	DEF	TOT	AVG							
FIU	11/06/2023	*	29:16	3-7	.429	0-1	.000	2-3	.667	2	3	5	5.0	2	5	2	0	3	8	8.0
at Miami (FL)	11/10/2023	*	18:03	1-6	.167	0-0	.000	0-2	.000	2	2	4	4.5	4	1	4	0	0	2	5.0
Cal St. Fullerton	11/16/2023	*	29:24	3-9	.333	2-5	.400	1-2	.500	1	2	3	4.0	2	2	2	1	4	9	6.3
vs South Dakota St.	11/19/2023	*	34:00	3-5	.600	0-0	.000	1-2	.500	1	3	4	4.0	3	3	1	0	1	7	6.5
vs Charlotte	11/20/2023	*	39:00	1-5	.200	0-0	.000	0-0	.000	1	3	4	4.0	4	2	2	3	0	2	5.6
Stetson	11/26/2023	*	34:08	4-9	.444	0-0	.000	3-3	1.000	0	1	1	3.5	4	0	3	0	1	11	6.5
Lipscomb	12/02/2023	*	23:34	2-3	.667	0-1	.000	0-0	.000	0	2	2	3.3	1	2	3	0	1	4	6.1
Jacksonville	12/06/2023	*	24:46	3-9	.333	0-3	.000	1-4	.250	1	3	4	3.4	4	3	0	1	3	7	6.3
Ole Miss	12/10/2023	*	26:14	5-10	.500	0-2	.000	4-4	1.000	0	3	3	3.3	5	2	1	0	0	14	7.1
Maine	12/18/2023	*	20:57	3-6	.500	0-1	.000	3-6	.500	1	8	9	3.9	0	5	0	0	0	9	7.3
Florida A&M	12/21/2023	*	33:28	4-8	.500	3-5	.600	0-0	.000	1	5	6	4.1	1	2	2	1	2	11	7.6
Bethune-Cookman	12/29/2023	*	23:26	3-8	.375	0-1	.000	1-1	1.000	1	3	4	4.1	0	3	1	1	2	7	7.6
at Kansas St.	01/06/2024	*	23:14	3-8	.375	0-0	.000	0-0	.000	0	1	1	3.8	3	2	1	0	1	6	7.5
Kansas	01/10/2024	*	29:48	1-7	.143	0-1	.000	0-0	.000	1	5	6	4.0	2	0	2	2	3	2	7.1
BYU	01/13/2024	*	33:02	2-7	.286	0-2	.000	2-2	1.000	0	6	6	4.1	2	3	2	2	5	6	7.0
at Texas	01/17/2024	*	36:21	6-12	.500	1-5	.200	4-5	.800	2	2	4	4.1	1	7	4	0	4	17	7.6
at Houston	01/20/2024	*	30:50	1-7	.143	1-3	.333	2-5	.400	2	1	3	4.1	3	0	2	0	1	5	7.5
West Virginia	01/23/2024	*	28:52	1-6	.167	0-1	.000	0-1	.000	1	3	4	4.1	1	5	3	2	4	2	7.2
Oklahoma	02/03/2024	*	33:14	3-6	.500	0-1	.000	3-5	.600	3	5	8	4.3	3	2	1	2	2	9	7.3
at Texas Tech	02/10/2024	*	26:10	0-2	.000	0-1	.000	0-0	.000	1	1	2	4.2	4	3	0	0	0	0	6.9
at BYU	02/13/2024	*	22:51	4-8	.500	0-1	.000	1-4	.250	2	1	3	4.1	4	1	2	0	2	9	7.0
Cincinnati	02/17/2024	*	34:01	5-9	.556	1-1	1.000	4-6	.667	2	2	4	4.1	5	7	2	0	1	15	7.4
at West Virginia	02/20/2024	*	25:08	3-7	.429	1-3	.333	0-0	.000	0	0	0	3.9	5	3	1	1	1	7	7.3
Texas Tech	02/24/2024	*	27:28	3-6	.500	0-1	.000	3-4	.750	0	2	2	3.8	3	0	1	0	2	9	7.4
at Oklahoma St.	02/28/2024	*	32:37	2-4	.500	0-0	.000	10-12	.833	0	4	4	3.8	2	2	1	0	2	14	7.7
Iowa St.	03/02/2024	*	28:46	4-5	.800	0-0	.000	3-6	.500	1	1	2	3.8	5	1	5	0	2	11	7.8
Houston	03/06/2024	*	34:32	2-6	.333	0-0	.000	3-3	1.000	1	2	3	3.7	2	4	2	1	1	7	7.8
at TCU	03/09/2024	*	32:31	2-8	.250	0-1	.000	0-2	.000	1	3	4	3.8	1	6	1	1	3	4	7.6
Totals			27	815:41	.399	9-40	.225	51-82	.622	28	77	105	3.8	76	76	51	18	51	214	7.6

Player Averages

Games Played	Minutes/game	Points/game	FG Pct	3FG Pct	FT Pct	Rebounds/game	Assists/game	Turnovers/game	Assist/Turnover ratio	Steals/game	Blocks/game
28	29.1	7.6	39.9	22.5	62.2	3.8	2.7	1.8	1.5	1.8	0.6

2023-24 GAME HIGHS

Points 17 at Texas (1/17/24)
Rebounds 9 Maine (12/18/23)
Assists 7 2x, last vs. Cincinnati (2/17/24)
Steals 5 BYU (1/13/24)
Blocks 3 vs. Charlotte (11/20/23)
FGs Made 6 at Texas (1/17/24)
FGs Attempted 12 at Texas (1/17/24)
3-Pt. FGs Made 3 Florida A&M (12/21/23)
3-Pt. FGs Attempted 5 3x, last at Texas (1/17/24)
FTs Made 10 at Oklahoma State (2/28/24)
FTs Attempted 12 at Oklahoma State (2/28/24)

SINGLE-GAME CAREER HIGHS

Points 34 at Denver (12/29/22)
Rebounds 9 2x, last vs. Maine (12/18/23)
Assists 9 Calvary (12/4/21)
Steals 6 at North Dakota (1/19/23)
Blocks 3 2x, last vs. Charlotte (11/20/23)
FGs Made 12 at Denver (12/29/22)
FGs Attempted 29 at Denver (12/29/22)
3-Pt. FGs Made 3 2x, last vs. Florida A&M (12/21/23)
3-Pt. FGs Attempted 8 at Denver (12/29/22)
FTs Made 11 Idaho St. (11/29/22)
FTs Attempted 16 at North Dakota St. (1/21/23)

CAREER STATS

SEASON	TEAM	GP-GS	MIN/AVG	Field Goals		3-Point		F-Throws		Rebounds				Scoring						
				FG-FGA	FG%	3FG-3FGA	3FG%	FT-FTA	FT%	OFF	DEF	TOT	AVG	PF-FO	A	TO	BLK	STL	PTS	AVG
2021-22	KC	30-7	702/23.4	55-95	.579	0-15	.000	34-62	.548	22	65	87	2.9	107-9	65	30	14	26	144	4.8
2022-23	KC	29-28	1006/34.7	172-415	.414	24-70	.343	125-174	.718	50	95	145	5.0	83-1	77	71	13	59	493	17.0
2023-24	UCF	28-27	816/29.1	77-193	.399	9-40	.225	51-82	.622	28	77	105	3.8	76-4	76	51	18	51	214	7.6
TOTAL FOR UCF		28-27	816/29.1	77-193	.399	9-40	.225	51-82	.622	28	77	105	3.8	76-4	76	51	18	51	214	7.6
TOTAL		87-62	2524/29.0	304-703	.432	33-125	.264	210-318	.660	100	237	337	3.9	266-14	218	152	45	136	851	9.8



3 Darius Johnson

Guard | Junior | 6-1 | 200
Boys, Md. | Episcopal (Va.)

JOHNSON NOTEBOOK

- Set a new career-high with 33 points at TCU on Mar. 9, 2024, just five games after setting a previous career-best 29 points at West Virginia on Feb. 20, 2024.
- Posted a then-career-high 25 points against Charlotte in the Jacksonville Classic championship game, also tallied career high marks in free throws made (10), free throw attempts (12), and field goals attempted (20)
- Later tied his career-high 25 points four games later against Ole Miss
- Reached 200 career assists with an assist against Miami on 11/10/23
- Posted 15 points, four rebounds and four assists in UCF's 2023-24 season opening victory over FIU
- Scored double digits in 14 games in 2022-23, including five with 15 or more.
- Posted a then-career high 24 points in just his second game of the 2022-23 season after missing the first five games due to injury
- Tallied two games with 10 assists (vs. Stetson, 12/21/22; vs. Tulsa 2/11/23),

- resulting in two double-doubles on the year
- Snatched a steal in all but four of his 25 games in 2022-23, started the year with 10 straight games with a steal
- Named to the AAC All-Freshman Team and earned a pair of AAC Freshman of the Week honors during his rookie campaign. Saw action in all 30 games for the Knights in 2021-22, the only freshman and one of four players to do so.
- Prior to arriving at UCF, he earned a four-star ranking by both ESPN and Rivals.
- Was ranked as the 108th best player in his recruiting class by Rivals, along with the 18th best going guard in the nation and the fourth best player from Virginia.
- Son of UCF Director of Player Development Kelvin Johnson.
- Brother Xavier plays at Southern Illinois, is currently a fifth-year guard and will be playing in his second season with the Salukis after spending three seasons at George Mason. Xavier was named to the MVC All-Defensive Team in 2022-23.

COLLEGE PATH

21-22: Freshman - UCF
22-23: Sophomore - UCF
23-24: Junior - UCF

SOCIAL MEDIA

@dariusjohnson3
@dariusjohnson3

CAREER HONORS

All-Big 12 Honorable Mention
2023-24

All Freshman Team
2021-22

2x Rookie of the Week
Jan. 24, 2022, Feb. 21, 2022

2x Weekly Honor Roll
Dec. 26, Feb. 13

Did You Know?

Major: Hospitality
Favorite pro athlete(s): Damian Lillard, Kevin Durant, Steph Curry
Favorite pro team: Washington Commanders
Pre-game ritual: Nap
Favorite movie(s): Rush Hour
Favorite TV show: Power
Favorite music artist: Youngboy
Favorite food: Chicken
Second favorite sport: Football
Favorite off-day activity: Sleep
Fun fact: Used to play lacrosse
Hidden talent: Can sing

MISCELLANEOUS

Situation	'23-'24
Led team in scoring	14
Led team in rebounds	3
Led team in assists	18
Led team in blocks	-
Led team in steals	18
Double-Doubles	1
Double Figure Points	25
5+ Rebounds	7
Double Figure Rebounds	-
20-Point Games	6
30-Point Games	1
3+ Three Pointers	9
5+ Assists	7
3+ Steals	12
3+ Blocks	-

GAME-BY-GAME STATS

Opponent	Date	GS	MIN	Total		3-Pointers		Free throws		Rebounds				PF	A	TO	BLK	STL	PTS	AVG	
				FG-FGA	PCT	3FG-3FGA	PCT	FT-FTA	PCT	OFF	DEF	TOT	AVG								
FIU	11/06/2023	*	31:19	5-12	.417	3-8	.375	2-4	.500	1	3	4	4.0	3	4	6	0	2	15	15.0	
at Miami (FL)	11/10/2023	*	36:37	6-16	.375	1-6	.167	0-0	.000	1	1	2	3.0	2	1	5	0	1	13	14.0	
Cal St. Fullerton	11/16/2023	*	31:51	1-6	.167	1-2	.500	0-0	.000	0	4	4	3.3	1	3	2	0	1	3	10.3	
vs South Dakota St.	11/19/2023	*	34:00	4-10	.400	0-3	.000	3-5	.600	0	3	3	3.3	4	4	2	0	4	11	10.5	
vs Charlotte	11/20/2023	*	40:00	7-20	.350	1-6	.167	10-12	.833	0	6	6	3.8	2	4	5	0	3	25	13.4	
Stetson	11/26/2023	*	36:33	4-13	.308	1-4	.250	6-6	1.000	1	4	5	4.0	4	7	4	0	2	15	13.7	
Lipscomb	12/02/2023	*	30:30	7-12	.583	3-6	.500	2-2	1.000	0	5	5	4.1	2	3	3	0	2	19	14.4	
Jacksonville	12/06/2023	*	11:47	2-5	.400	2-4	.500	0-0	.000	0	1	1	3.8	4	3	0	0	6	13.4		
Ole Miss	12/10/2023	*	35:41	9-16	.563	2-5	.400	5-8	.625	0	1	1	3.4	2	3	4	1	5	25	14.7	
Maine	12/18/2023	*	22:25	5-6	.833	4-4	1.000	2-2	1.000	0	2	2	3.3	1	3	2	0	1	16	14.8	
Florida A&M	12/21/2023	*	36:50	4-11	.364	2-7	.286	3-4	.750	1	0	1	3.1	1	5	1	0	0	13	14.6	
Bethune-Cookman	12/29/2023	*	24:12	3-7	.429	2-4	.500	2-2	1.000	0	2	2	3.0	3	3	3	0	1	10	14.3	
at Kansas St.	01/06/2024	*	28:46	3-8	.375	2-4	.500	2-2	1.000	2	1	3	3.0	5	2	5	1	3	10	13.9	
Kansas	01/10/2024	*	38:29	5-10	.500	3-6	.500	4-5	.800	1	1	2	2.9	2	6	7	0	3	17	14.1	
BYU	01/13/2024	*	38:27	6-18	.333	2-6	.333	4-5	.800	0	2	2	2.9	2	2	3	0	2	18	14.4	
at Texas	01/17/2024	*	36:28	4-8	.500	3-6	.500	0-0	.000	0	3	3	2.9	3	4	2	0	1	11	14.2	
at Houston	01/20/2024	*	31:49	0-6	.000	0-2	.000	3-4	.750	0	3	3	2.9	4	3	5	0	0	3	13.5	
West Virginia	01/23/2024	*	34:01	1-8	.125	1-6	.167	4-4	1.000	0	4	4	2.9	1	2	2	0	1	7	13.2	
at Cincinnati	01/27/2024	*	33:58	1-9	.111	0-3	.000	0-0	.000	0	1	1	2.8	4	3	2	0	4	2	12.6	
Baylor	01/31/2024	*	36:10	9-12	.750	5-7	.714	0-2	.000	1	6	7	3.1	5	10	4	0	2	23	13.1	
Oklahoma	02/03/2024	*	32:30	2-8	.250	1-3	.333	9-10	.900	0	3	3	3.0	2	8	2	0	4	14	13.1	
at Texas Tech	02/10/2024	*	33:37	4-13	.308	1-5	.200	5-5	1.000	1	1	2	3.0	5	3	2	0	2	14	13.2	
at BYU	02/13/2024	*	24:21	6-11	.545	2-4	.500	6-6	1.000	0	1	1	2.9	5	3	1	0	3	20	13.5	
Cincinnati	02/17/2024	*	29:46	6-17	.353	2-5	.400	2-3	.667	0	4	4	3.0	3	5	2	0	4	16	13.6	
at West Virginia	02/20/2024	*	36:00	10-23	.435	5-15	.333	4-6	.667	0	2	2	2.9	4	4	1	0	4	29	14.2	
Texas Tech	02/24/2024	*	32:35	5-14	.357	3-7	.429	3-4	.750	2	1	3	2.9	1	5	0	0	4	16	14.3	
at Oklahoma St.	02/28/2024	*	34:51	4-11	.364	1-5	.200	6-7	.857	0	5	5	3.0	3	1	2	0	2	15	14.3	
Iowa St.	03/02/2024	*	32:18	3-12	.250	0-7	.000	4-5	.800	0	2	2	3.0	4	2	6	0	4	10	14.1	
Houston	03/06/2024	*	33:38	5-13	.385	2-4	.500	2-3	.667	1	4	5	3.0	4	3	2	0	2	14	14.1	
at TCU	03/09/2024	*	35:42	9-13	.692	5-6	.833	10-10	1.000	3	6	9	3.2	5	2	2	0	1	33	14.8	
Totals			29	975:11	140-348	.402	60-160	.375	103-126	.817	15	82	97	3.2	91	111	87	2	68	443	14.8

2023-24 GAME HIGHS

Points	33	at TCU (3/9/24)
Rebounds	9	at TCU (3/9/24)
Assists	10	Baylor (1/31/24)
Steals	5	Ole Miss (12/10/23)
Blocks	1	2x, last at Kansas State (1/6/24)
FGs Made	10	at West Virginia (2/20/24)
FGs Attempted	23	at West Virginia (2/20/24)
3-Pt. FGs Made	5	3x, last at TCU (3/9/24)
3-Pt. FGs Attempted	15	at West Virginia (2/20/24)
FTs Made	10	2x, last at TCU (3/9/24)
FTs Attempted	12	vs. Charlotte (11/20/23)

SINGLE-GAME CAREER HIGHS

Points	33	at TCU (3/9/24)
Rebounds	9	at TCU (3/9/24)
Assists	10	3x, last vs. Baylor (1/31/24)
Steals	7	at Wichita State (2/8/23)
Blocks	1	5x, last at Kansas State (1/6/24)
FGs Made	10	at West Virginia (2/20/24)
FGs Attempted	23	at West Virginia (2/20/24)
3-Pt. FGs Made	5	3x, last at TCU (3/9/24)
3-Pt. FGs Attempted	15	at West Virginia (2/20/24)
FTs Made	10	2x, last at TCU (3/9/24)
FTs Attempted	12	vs. Charlotte (11/20/23)

CAREER STATS

SEASON	TEAM	GP-GS	MIN/AVG	Field Goals		3-Point		F-Throws		Rebounds				Scoring						
				FG-FGA	FG%	3FG-3FGA	3FG%	FT-FTA	FT%	OFF	DEF	TOT	AVG	PF-FO	A	TO	BLK	STL	PTS	AVG
2021-22	UCF	30-13	709/23.6	64-195	.328	26-87	.299	39-53	.736	16	84	100	3.3	62-2	89	59	1	30	193	6.4
2022-23	UCF	25-22	773/30.9	89-231	.385	28-104	.269	43-50	.860	17	59	76	3.0	65-4	106	61	2	55	249	10.0
2023-24	UCF	30-29	975/32.5	140-348	.402	60-160	.375	103-126	.817	15	82	97	3.2	91-5	111	87	2	68	443	14.8
TOTAL		85-64	2457/28.9	293-774	.379	114-351	.325	185-229	.808	48	225	273	3.2	218-11	306	207	5	153	885	10.4





4 Comeh Emuobor

Guard | Freshman | 6-5 | 205
Raleigh, N.C. | Brewster Academy

EMUOBOR NOTEBOOK

- Scored his first collegiate points on a three-pointer against Cal St. Fullerton on 11/16/23, added two free throws to tally five points in his third collegiate game.
- Made his collegiate debut in UCF's 2023-24 season opening win over FIU on 11/6/23, seeing 6:18 of game action and grabbing a rebound.
- A three-star small forward recruit ranked No. 7 in North Carolina and No. 41 at his position according to 247 Sports
- A top 200 national recruit according to 247 Sports' composite ranking
- Transferred to Brewster Academy in New Hampshire for his senior season
- Was North Carolina All-State in his sophomore and junior seasons, spending both at Ravenscroft High in Raleigh.
- Averaged 17.1 points, 8.0 rebounds and 3.5 assists per game in his junior year at Ravenscroft.
- Was named TISAC (Triangle Independent School Athletic Conference) MVP after his sophomore campaign
- Saw time on varsity his freshman season at Enloe High School, located in Raleigh, North Carolina.

GAME-BY-GAME STATS

Opponent	Date	GS	MIN	Total		3-Pointers		Free throws		Rebounds				PF	A	TO	BLK	STL	PTS	AVG
				FG-FGA	PCT	3FG-3FGA	PCT	FT-FTA	PCT	OFF	DEF	TOT	AVG							
FIU	11/06/2023		06:18	0-2	.000	0-1	.000	0-0	.000	0	1	1	1.0	1	0	0	0	0	0	0.0
at Miami (FL)	11/10/2023		02:06	0-1	.000	0-0	.000	0-0	.000	0	0	0	0.5	0	0	0	0	0	0.0	
Cal St. Fullerton	11/16/2023		03:41	1-1	1.000	1-1	1.000	2-2	1.000	0	1	1	0.7	1	0	0	0	0	1.7	
vs Charlotte	11/20/2023		04:00	0-1	.000	0-1	.000	0-0	.000	0	0	0	0.5	0	0	0	0	0	1.3	
Lipscomb	12/02/2023		12:21	2-5	.400	1-1	1.000	0-0	.000	1	1	2	0.8	0	0	1	0	0	2.0	
Jacksonville	12/06/2023		12:21	1-4	.250	0-1	.000	0-0	.000	0	3	3	1.2	2	1	0	0	1	2.0	
Maine	12/18/2023		09:29	2-4	.500	0-1	.000	0-0	.000	0	0	0	1.0	2	0	0	0	4	2.3	
at Kansas St.	01/06/2024		02:49	1-2	.500	0-0	.000	0-0	.000	0	1	1	1.0	0	0	0	0	2	2.3	
at Houston	01/20/2024		03:15	0-0	.000	0-0	.000	1-2	.500	0	1	1	1.0	0	0	0	0	1	2.1	
Totals			0 56:20	7-20	.350	2-6	.333	3-4	.750	1	8	9	1.0	6	1	1	0	1	19	2.1

Player Averages

Games Played	Minutes/game	Points/game	FG Pct	3FG Pct	FT Pct	Rebounds/game	Assists/game	Turnovers/game	Assist/Turnover ratio	Steals/game	Blocks/game
9	6.3	2.1	35.0	33.3	75.0	1.0	0.1	0.1	1.0	0.1	0.0

COLLEGE PATH

23-24: Freshman - UCF

SOCIAL MEDIA

@comeh5
@comeh_emuobor

Did You Know?

- Major: Undecided
- Favorite pro athlete: Victor Oladipo
- Favorite pro team: Los Angeles Lakers
- Pre-game ritual: Nap
- Favorite movie: Madagascar
- Favorite TV show: Martin
- Favorite music artist: Drake
- Favorite food: Pasta
- Second favorite sport: Soccer
- Favorite off-day activity: Sleep
- Fun fact: Likes animals
- Hidden talent: Can dance

MISCELLANEOUS

Situation	'23-'24
Led team in scoring	-
Led team in rebounds	-
Led team in assists	-
Led team in blocks	-
Led team in steals	-
Double-Doubles	-
Double Figure Points	-
5+ Rebounds	-
Double Figure Rebounds	-
20-Point Games	-
30-Point Games	-
3+ Three Pointers	-
5+ Assists	-
3+ Steals	-
3+ Blocks	-

2023-24 GAME HIGHS

Points	5	2x, last vs. Lipscomb (12/2/23)
Rebounds	3	Jacksonville (12/6/23)
Assists	1	Jacksonville (12/6/23)
Steals	1	Jacksonville (12/6/23)
Blocks	N/A	-
FGs Made	2	2x, last vs. Maine (12/18/23)
FGs Attempted	5	Lipscomb (12/2/23)
3-Pt. FGs Made	1	2x, last vs. Lipscomb (12/2/23)
3-Pt. FGs Attempted	1	6x, last vs. Maine (12/18/23)
FTs Made	2	Cal St. Fullerton (11/16/23)
FTs Attempted	2	2x, last at Houston (1/20/24)

SINGLE-GAME CAREER HIGHS

Points	5	2x, last vs. Lipscomb (12/2/23)
Rebounds	3	Jacksonville (12/6/23)
Assists	1	Jacksonville (12/6/23)
Steals	1	Jacksonville (12/6/23)
Blocks	N/A	-
FGs Made	2	2x, last vs. Maine (12/18/23)
FGs Attempted	5	Lipscomb (12/2/23)
3-Pt. FGs Made	1	2x, last vs. Lipscomb (12/2/23)
3-Pt. FGs Attempted	1	6x, last vs. Maine (12/18/23)
FTs Made	2	Cal St. Fullerton (11/16/23)
FTs Attempted	2	2x, last at Houston (1/20/24)

CAREER STATS

SEASON	TEAM	GP-GS	MIN/AVG	Field Goals		3-Point		F-Throws		Rebounds				Scoring						
				FG-FGA	FG%	3FG-3FGA	3FG%	FT-FTA	FT%	OFF	DEF	TOT	AVG	PF	FO	A	TO	BLK	STL	PTS
2023-24	UCF	9-0	56/6.3	7-20	.350	2-6	.333	3-4	.750	1	8	9	1.0	6-0	1	1	0	1	19	2.1
TOTAL		9-0	56/6.3	7-20	.350	2-6	.333	3-4	.750	1	8	9	1.0	6-0	1	1	0	1	19	2.1



5 Omar Payne

Forward | Fifth Year | 6-10 | 228

Kissimmee, Fla. | Montverde Academy | Jacksonville/Illinois/Florida

PAYNE NOTEBOOK

- Snatched a career-high three steals against South Dakota St. (11/19/23)
- Played 15 minutes in his UCF debut on 11/6/23, snagging a team-leading six rebounds, sinking four points, swatting two blocks and adding a steal
- Led Jacksonville in field goal percentage (.598) and blocks (26) last season
- Played in 25 games with Jacksonville last season, starting nine
- Scored double-digits twice last season with Jacksonville
- Recorded second career double-double, with 17 points and 10 rebounds vs. Voorhees
- Was on NCAA Tournament teams with Illinois (2021-22) and Florida (2020-21)
- Three points in NCAA Tournament first-round win over Chattanooga (3/18/22) with Illinois
- Helped Montverde to a 22-3 record and a semifinal appearance in the GEICO Nationals in the 2018-19 season
- Prior to enrolling at Montverde Academy for his senior year, played at Osceola High School in Kissimmee, Florida for three years and helped the team to the 2017 Class 9A state championship and a 28-2 record
- Top-50 recruit in Class of 2019 ranked No. 44 by ESPN and No. 45 by 247Sports Composite

COLLEGE PATH

19-20: Freshman - Florida
 20-21: Sophomore - Florida
 21-22: Junior - Illinois
 22-23: Senior - Jacksonville
23-24: 5th Year - UCF

SOCIAL MEDIA

@ogomarpayne
 @ogomarpayne

Did You Know?

- Major:** Communications
- Favorite pro athlete:** LeBron James
- Favorite pro team:** Miami Heat
- Pre-game ritual:** Listen to music
- Favorite movie:** The Conjuring
- Favorite TV show:** Family Guy
- Favorite music artist:** Kodak Black
- Favorite food:** Lasagna
- Second favorite sport:** Football
- Favorite off-day activity:** Playing NBA 2K
- Fun fact:** Elite NBA 2K player
- Hidden talent:** Excellent chef

MISCELLANEOUS

Situation	'23-'24
Led team in scoring	-
Led team in rebounds	3
Led team in assists	1
Led team in blocks	11
Led team in steals	1
Double-Doubles	-
Double Figure Points	2
5+ Rebounds	10
Double Figure Rebounds	1
20-Point Games	-
30-Point Games	-
3+ Three Pointers	-
5+ Assists	-
3+ Steals	1
3+ Blocks	4

GAME-BY-GAME STATS

Opponent	Date	GS	MIN	Total		3-Pointers		Free throws		Rebounds				Other				PTS	AVG		
				FG-FGA	PCT	3FG-3FGA	PCT	FT-FTA	PCT	OFF	DEF	TOT	AVG	PF	A	TO	BLK			STL	
FIU	11/06/2023	*	15:05	1-2	.500	0-0	.000	2-2	1.000	2	4	6	6.0	5	0	0	2	1	4	4.0	
at Miami (FL)	11/10/2023	*	15:43	2-2	1.000	0-0	.000	0-0	.000	1	4	5	5.5	5	0	0	1	0	4	4.0	
Cal St. Fullerton	11/16/2023	*	13:26	1-2	.500	0-0	.000	2-4	.500	1	2	3	4.7	3	0	1	0	1	4	4.0	
vs South Dakota St.	11/19/2023	*	20:00	4-4	1.000	0-0	.000	2-2	1.000	1	2	3	4.3	1	0	0	2	3	10	5.5	
vs Charlotte	11/20/2023	*	13:00	2-5	.400	0-0	.000	2-2	1.000	1	1	2	3.8	3	0	1	2	2	6	5.6	
Stetson	11/26/2023	*	17:39	1-1	1.000	0-0	.000	2-2	1.000	0	1	1	3.3	3	0	0	1	0	4	5.3	
Lipscomb	12/02/2023	*	04:20	1-1	1.000	0-0	.000	0-0	.000	0	0	0	2.9	4	0	0	0	0	2	4.9	
Jacksonville	12/06/2023	*	17:59	2-4	.500	1-1	1.000	2-2	1.000	2	7	9	3.6	2	3	3	1	2	7	5.1	
Ole Miss	12/10/2023	*	23:48	2-2	1.000	0-0	.000	2-4	.500	4	6	10	4.3	3	2	0	2	0	6	5.2	
Maine	12/18/2023	*	12:56	2-2	1.000	1-1	1.000	0-0	.000	1	2	3	4.2	2	1	2	3	0	5	5.2	
Florida A&M	12/21/2023	*	17:26	1-2	.500	0-0	.000	2-4	.500	1	1	2	4.0	2	1	2	1	2	4	5.1	
Bethune-Cookman	12/29/2023	*	12:11	3-7	.429	0-0	.000	2-2	1.000	3	1	4	4.0	2	2	1	1	0	8	5.3	
at Kansas St.	01/06/2024	*	22:24	2-6	.333	0-2	.000	0-0	.000	2	2	4	4.0	1	1	1	3	1	4	5.2	
Kansas	01/10/2024	*	15:24	2-3	.667	0-0	.000	0-0	.000	0	3	3	3.9	2	1	0	1	0	4	5.1	
BYU	01/13/2024	*	10:09	0-1	.000	0-1	.000	0-2	.000	1	1	2	3.8	2	0	1	1	0	0	4.8	
at Texas	01/17/2024	*	20:34	5-6	.833	0-0	.000	0-0	.000	4	1	5	3.9	2	0	2	1	0	10	5.1	
at Houston	01/20/2024	*	14:35	1-2	.500	0-1	.000	0-0	.000	1	1	2	3.8	3	0	0	1	1	2	4.9	
West Virginia	01/23/2024	*	16:18	1-2	.500	1-1	1.000	0-0	.000	0	6	6	3.9	2	0	0	0	0	3	4.8	
at Cincinnati	01/27/2024	*	19:45	0-4	.000	0-1	.000	0-0	.000	1	4	5	3.9	5	1	2	1	0	0	4.6	
Baylor	01/31/2024	*	11:02	1-1	1.000	0-0	.000	0-0	.000	1	0	1	3.8	4	0	2	0	0	2	4.5	
Oklahoma	02/03/2024	*	17:19	2-3	.667	0-1	.000	0-0	.000	1	2	3	3.8	3	0	1	4	0	4	4.4	
at Texas Tech	02/10/2024	*	14:48	3-4	.750	0-0	.000	0-2	.000	3	2	5	3.8	2	1	0	1	0	6	4.5	
at BYU	02/13/2024	*	14:21	3-4	.750	0-1	.000	1-2	.500	1	5	6	3.9	4	0	1	2	0	7	4.6	
Cincinnati	02/17/2024	*	20:35	3-3	1.000	0-0	.000	0-0	.000	0	3	3	3.9	2	0	1	2	1	6	4.7	
at West Virginia	02/20/2024	*	21:53	0-2	.000	0-0	.000	1-2	.500	1	4	5	3.9	3	0	1	0	6	1	4.5	
Texas Tech	02/24/2024	*	20:08	4-7	.571	0-0	.000	0-0	.000	0	5	5	4.0	3	2	1	0	1	8	4.7	
at Oklahoma St.	02/28/2024	*	11:37	2-4	.500	0-1	.000	0-0	.000	2	1	3	3.9	4	0	5	1	0	4	4.6	
Iowa St.	03/02/2024	*	11:06	0-0	.000	0-0	.000	1-2	.500	1	1	2	3.9	2	0	1	0	1	1	4.5	
Houston	03/06/2024	*	12:35	0-0	.000	0-0	.000	0-0	.000	1	2	3	3.8	1	0	3	1	0	0	4.3	
at TCU	03/09/2024	*	13:27	1-2	.500	0-0	.000	2-2	1.000	1	2	3	3.8	2	1	2	2	0	4	4.3	
Totals			14	471:33	52-88	.591	3-11	.273	23-36	.639	38	76	114	3.8	82	17	33	43	17	130	4.3

2023-24 GAME HIGHS

Points	10	2x, last at Texas (1/17/24)
Rebounds	10	Ole Miss (12/10/23)
Assists	3	Jacksonville (12/6/23)
Steals	3	vs. South Dakota St. (11/19/23)
Blocks	6	at West Virginia (2/20/24)
FGs Made	5	at Texas (1/17/24)
FGs Attempted	7	2x, last vs. Texas Tech (2/24/24)
3-Pt. FGs Made	1	2x, last vs. Maine (12/18/23)
3-Pt. FGs Attempted	2	at Kansas State (1/6/24)
FTs Made	2	8x, last vs. Bethune-Cookman (12/29/23)
FTs Attempted	4	2x, last vs. Ole Miss (12/10/23)

SINGLE-GAME CAREER HIGHS

Points	19	Auburn (1/18/20)
Rebounds	11	Auburn (1/18/20)
Assists	3	2x, last vs. Jacksonville (12/6/23)
Steals	3	vs. South Dakota St. (11/19/23)
Blocks	6	at West Virginia (2/20/24)
FGs Made	9	Auburn (1/18/20)
FGs Attempted	10	Voorhees (11/20/22)
3-Pt. FGs Made	1	3x, last vs. Maine (12/18/23)
3-Pt. FGs Attempted	2	at Kansas State (1/6/24)
FTs Made	4	at Nebraska (1/11/22)
FTs Attempted	6	Voorhees (11/20/22)

CAREER STATS

SEASON	TEAM	GP-GS	MIN/AVG	Field Goals		3-Point		F-Throws		Rebounds				Scoring						
				FG-FGA	FG%	3FG-3FGA	3FG%	FT-FTA	FT%	OFF	DEF	TOT	AVG	PF-FO	A	TO	BLK	STL	PTS	AVG
2019-20	UF	30-7	452/15.1	51-83	.614	0-0	.000	13-35	.371	54	53	107	3.6	66-1	7	18	34	8	115	3.8
2020-21	UF	24-8	375/15.6	39-52	.750	0-0	.000	12-21	.571	29	47	76	3.2	58-0	9	14	29	10	90	3.8
2021-22	Illini	32-3	240/7.5	21-34	.618	0-0	.000	15-28	.536	19	34	53	1.7	58-1	5	18	24	3	57	1.8
2022-23	JVillie	25-9	424/17.0	52-87	.598	1-1	1.000	15-26	.577	23	57	80	3.2	41-0	13	20	26	8	120	4.8
2023-24	UCF	30-14	472/15.7	52-88	.591	3-11	.273	23-36	.639	38	76	114	3.8	82-3	17	33	43	17	130	4.3
TOTAL FOR UCF		30-14	472/15.7	52-88	.591	3-11	.273	23-36	.639	38	76	114	3.8	82-3	17	33	43	17	130	4.3
TOTAL		141-41	1963/13.9	215-344	.625	4-12	.333	78-146	.534	163	267	430	3.0	305-5	51	103	156	46	512	3.6



10 Mintautas Mockus

Guard/Forward | Freshman | 6-7 | 191
Klaipeda, Lithuania | Klaipeda Vetrunges Gym

MOCKUS NOTEBOOK

- Made his UCF debut in the team's 11/6/23 season opener against FIU, playing seven minutes, scoring two points while grabbing a rebound and steal
- Was the leading scorer among all attendees at the NBA Academy Games in July 2023 in Atlanta, Georgia
- Played in international basketball leagues from 2020-23 in Lithuania and Spain
- Played in the top two leagues in Lithuania, playing 25 games in the Lithuanian Basketball League with Prienai and 40 in the second tier for Kretingos Kretinga and Klaipedos Neptunas-Akvaservis
- Remained in his home country into 2023 and made the jump to the third tier of

Spanish basketball, LEB Plata, and played in nine contests for Clinica Ponferrada

- Was a member of the U18 Lithuania national team for the 2021 FIBA U18 European Challengers tournament; playing in five games, averaging 9.0 points, 6.8 rebounds and 4.4 assists while averaging nearly 22.5 minutes while shooting 40.6% from the field

COLLEGE PATH

23-24: Freshman - UCF

SOCIAL MEDIA

@mintas12
@MintasMoc

Did You Know?

- Major: Communications
- Favorite pro athlete: Luka Doncic
- Favorite pro team: Milwaukee Bucks
- Pre-game ritual: Listen to music
- Favorite movie: The Batman
- Favorite TV show: Stranger Things
- Favorite music artist: Tyler the Creator
- Favorite food: Chinese Food
- Second favorite sport: Soccer
- Favorite off-day activity: Video games
- Fun fact: Likes to swim
- Hidden talent: Can speak four languages

GAME-BY-GAME STATS

Opponent	Date	GS	MIN	Total		3-Pointers		Free throws		Rebounds				PF	A	TO	BLK	STL	PTS	AVG
				FG-FGA	PCT	3FG-3FGA	PCT	FT-FTA	PCT	OFF	DEF	TOT	AVG							
FIU	11/06/2023		07:00	1-4	.250	0-3	.000	0-0	.000	1	0	1	1.0	2	0	0	0	1	2	2.0
at Miami (FL)	11/10/2023		01:38	0-0	.000	0-0	.000	0-0	.000	0	0	0	0.5	1	0	1	0	0	0	1.0
Cal St. Fullerton	11/16/2023		03:41	0-1	.000	0-1	.000	0-0	.000	0	1	1	0.7	0	0	0	0	0	0	0.7
vs Charlotte	11/20/2023		02:00	0-1	.000	0-1	.000	0-0	.000	0	1	1	0.8	0	0	0	0	0	0	0.5
Lipscomb	12/02/2023		02:46	0-1	.000	0-0	.000	0-0	.000	0	1	1	0.8	0	0	1	0	0	0	0.4
Jacksonville	12/06/2023		03:16	1-1	1.000	1-1	1.000	0-1	.000	0	1	1	0.8	0	0	0	0	0	3	0.8
at Kansas St.	01/06/2024		05:53	1-1	1.000	0-0	.000	0-0	.000	0	1	1	0.9	1	1	0	0	0	2	1.0
Baylor	01/31/2024		03:18	0-0	.000	0-0	.000	0-0	.000	0	0	0	0.8	0	0	0	0	0	0	0.9
Totals		0	29:32	3-9	.333	1-6	.167	0-1	.000	1	5	6	0.8	4	1	2	0	1	7	0.9

Player Averages

Games Played	Minutes/game	Points/game	FG Pct	3FG Pct	FT Pct	Rebounds/game	Assists/game	Turnovers/game	Assist/Turnover ratio	Steals/game	Blocks/game
8	3.7	0.9	33.3	16.7	0.0	0.8	0.1	0.3	0.5	0.1	0.0

MISCELLANEOUS

Situation	'23-'24
Led team in scoring	-
Led team in rebounds	-
Led team in assists	-
Led team in blocks	-
Led team in steals	-
Double-Doubles	-
Double Figure Points	-
5+ Rebounds	-
Double Figure Rebounds	-
20-Point Games	-
30-Point Games	-
3+ Three Pointers	-
5+ Assists	-
3+ Steals	-
3+ Blocks	-

2023-24 GAME HIGHS

Points	3	Jacksonville (12/6/23)
Rebounds	1	6x, last at Kansas State (1/6/24)
Assists	1	at Kansas State (1/6/24)
Steals	1	FIU (11/6/23)
Blocks	N/A	-
FGs Made	1	3x, last at Kansas State (1/6/24)
FGs Attempted	4	FIU (11/6/23)
3-Pt. FGs Made	1	Jacksonville (12/6/23)
3-Pt. FGs Attempted	3	FIU (11/6/23)
FTs Made	N/A	-
FTs Attempted	1	Jacksonville (12/6/23)

SINGLE-GAME CAREER HIGHS

Points	3	Jacksonville (12/6/23)
Rebounds	1	6x, last at Kansas State (1/6/24)
Assists	1	at Kansas State (1/6/24)
Steals	1	FIU (11/6/23)
Blocks	N/A	-
FGs Made	1	3x, last at Kansas State (1/6/24)
FGs Attempted	4	FIU (11/6/23)
3-Pt. FGs Made	1	Jacksonville (12/6/23)
3-Pt. FGs Attempted	3	FIU (11/6/23)
FTs Made	N/A	-
FTs Attempted	1	Jacksonville (12/6/23)

CAREER STATS

SEASON	TEAM	GP-GS	MIN/AVG	Field Goals		3-Point		F-Throws		Rebounds				Scoring						
				FG-FGA	FG%	3FG-3FGA	3FG%	FT-FTA	FT%	OFF	DEF	TOT	AVG	PF	FO	A	TO	BLK	STL	PTS
2023-24	UCF	8-0	30/3.7	3-9	.333	1-6	.167	0-1	.000	1	5	6	0.8	4-0	1	2	0	1	7	0.9
TOTAL		8-0	30/3.7	3-9	.333	1-6	.167	0-1	.000	1	5	6	0.8	4-0	1	2	0	1	7	0.9



11 Ibrahima Diallo

Forward | 5th Year | 7-0 | 246

Saly, Senegal | Prolific Prep (Calif.) | San Jose State/Ohio State

DIALLO NOTEBOOK

- Earned his first double-double as a Knight with 10 points and 14 rebounds against Charlotte in the Jacksonville Classic; added three blocks and three steals.
- Led UCF in rebounding and blocks with eight and five respectively against Cal St. Fullerton on 11/16/23, a game where UCF held the Titans to 44 points.
- Played in 11 minutes in UCF's 11/6/23 season opener, leading the team with three blocks, tallying seven points and three rebounds
- Started all 35 games at center in 2022-23 and averaged 6.0 points and 6.0 rebounds per game
- One of the nation's best players in blocking shots at 1.66 pg, ranking 51st in the country
- Set the Provident Credit Union Event Center (San Jose State's home arena)

- record with eight blocks in the win over Alabama State
- Third on San Jose State's single-season blocked shots list with 58, a mark that ranked him 40th nationally
- Ranked seventh in all-time blocked shots prior to leaving San Jose State with 78 in 48 games played
- His eight blocks against Alabama State were tied for the second-highest total in a game in 2022-23
- Played a total of 13 games, seeing 51 minutes of action in his freshman and sophomore seasons at Ohio State
- Arrived in the United States from Senegal in 2016, while he was in high school

COLLEGE PATH

19-20: Freshman - Ohio State
 20-21: Sophomore - Ohio State
 21-22: Junior - San Jose State
 22-23: Senior - San Jose State
23-24: 5th Year - UCF

SOCIAL MEDIA

@ibrahimaa_diallo
 @ibrahimadiallo

CAREER HONORS

All-Big 12 Honorable Mention
 2023-24

Did You Know?

- Major: Communications
- Favorite pro athlete: Joel Embiid
- Favorite pro team: Los Angeles Lakers
- Pre-game ritual: Pray, talk to parents, nap, eat and listen to music
- Favorite movie: Black Panther
- Favorite TV show: Money Heist
- Favorite music artist: Burma Boy
- Favorite food: Jollof Rice
- Second favorite sport: Soccer
- Favorite off-day activity: Sleeping and watching Disney+
- Hidden talent: Very good at soccer

MISCELLANEOUS

Situation	'23-'24
Led team in scoring	-
Led team in rebounds	9
Led team in assists	1
Led team in blocks	16
Led team in steals	1
Double-Doubles	3
Double Figure Points	5
5+ Rebounds	15
Double Figure Rebounds	4
20-Point Games	-
30-Point Games	-
3+ Three Pointers	-
5+ Assists	-
3+ Steals	1
3+ Blocks	9

GAME-BY-GAME STATS

Opponent	Date	GS	MIN	Total		3-Pointers		Free throws		Rebounds				PF	A	TO	BLK	STL	PTS	AVG
				FG-FGA	PCT	3FG-3FGA	PCT	FT-FTA	PCT	OFF	DEF	TOT	AVG							
FIU	11/06/2023		10:37	3-4	.750	0-0	.000	1-1	1.000	1	2	3	3.0	0	0	0	3	1	7	7.0
at Miami (FL)	11/10/2023		24:17	4-5	.800	0-0	.000	1-2	.500	2	2	4	3.5	2	1	0	1	0	9	8.0
Cal St. Fullerton	11/16/2023		22:53	4-7	.571	0-0	.000	0-0	.000	1	7	8	5.0	2	1	0	5	1	8	8.0
vs South Dakota St.	11/19/2023		15:00	3-4	.750	0-0	.000	0-0	.000	0	5	5	5.0	5	0	1	3	0	6	7.5
vs Charlotte	11/20/2023		29:00	4-7	.571	0-0	.000	2-4	.500	6	8	14	6.8	2	0	1	3	3	10	8.0
Stetson	11/26/2023		16:19	1-3	.333	0-0	.000	2-8	.250	1	4	5	6.5	1	0	2	2	0	4	7.3
Lipscomb	12/02/2023		21:06	2-3	.667	0-0	.000	1-4	.250	4	5	9	6.9	2	0	3	1	1	5	7.0
Jacksonville	12/06/2023		07:46	1-1	1.000	0-0	.000	1-2	.500	2	2	4	6.5	2	1	1	2	0	3	6.5
Ole Miss	12/10/2023		13:09	0-2	.000	0-0	.000	1-2	.500	3	0	3	6.1	3	0	2	1	1	1	5.9
Maine	12/18/2023		15:19	1-2	.500	0-0	.000	3-4	.750	0	3	3	5.8	0	1	0	4	0	5	5.8
Florida A&M	12/21/2023		22:34	1-1	1.000	0-0	.000	6-10	.600	4	8	12	6.4	2	0	2	2	1	8	6.0
Bethune-Cookman	12/29/2023		16:48	3-4	.750	0-0	.000	3-4	.750	1	2	3	6.1	1	0	1	0	1	9	6.3
at Kansas St.	01/06/2024		14:30	1-3	.333	0-0	.000	1-2	.500	4	2	6	6.1	1	0	1	1	1	3	6.0
Kansas	01/10/2024	*	24:19	4-6	.667	0-0	.000	5-6	.833	1	4	5	6.0	3	3	0	1	1	13	6.5
BYU	01/13/2024	*	27:20	4-8	.500	0-0	.000	3-8	.375	9	10	19	6.9	5	1	3	2	0	11	6.8
at Texas	01/17/2024	*	19:02	1-1	1.000	0-0	.000	0-0	.000	1	2	3	6.6	2	2	1	3	0	2	6.5
at Houston	01/20/2024	*	16:23	0-2	.000	0-0	.000	0-0	.000	1	4	5	6.5	2	0	0	0	1	0	6.1
West Virginia	01/23/2024	*	22:25	4-9	.444	0-0	.000	6-6	1.000	4	8	12	6.8	1	0	1	4	1	14	6.6
at Cincinnati	01/27/2024	*	05:27	0-0	.000	0-0	.000	0-0	.000	0	0	0	6.5	5	0	2	0	0	0	6.2
Baylor	01/31/2024	*	28:58	4-7	.571	0-0	.000	0-1	.000	0	5	5	6.4	3	0	1	0	0	8	6.3
Oklahoma	02/03/2024	*	16:19	2-5	.400	0-0	.000	1-1	1.000	0	2	2	6.2	3	0	0	3	0	5	6.2
at BYU	02/13/2024	*	18:43	1-4	.250	0-0	.000	0-0	.000	1	2	3	6.0	3	1	1	1	0	2	6.0
Cincinnati	02/17/2024	*	19:25	2-5	.400	0-0	.000	4-4	1.000	3	3	6	6.0	2	0	0	3	1	8	6.1
at West Virginia	02/20/2024	*	15:40	1-2	.500	0-0	.000	1-2	.500	1	3	4	6.0	1	0	1	2	0	3	6.0
Texas Tech	02/24/2024	*	19:52	2-5	.400	0-0	.000	2-3	.667	0	3	3	5.8	3	0	0	2	1	6	6.0
at Oklahoma St.	02/28/2024	*	14:50	4-6	.667	0-0	.000	1-2	.500	2	0	2	5.7	5	0	2	0	1	9	6.1
Iowa St.	03/02/2024	*	18:11	1-1	1.000	0-0	.000	0-1	.000	3	3	6	5.7	2	0	2	0	0	2	6.0
Houston	03/06/2024	*	23:55	2-3	.667	0-0	.000	2-4	.500	1	2	3	5.6	3	0	5	2	1	6	6.0
at TCU	03/09/2024	*	26:34	6-8	.750	0-0	.000	0-1	.000	3	2	5	5.6	2	1	3	2	1	12	6.2
Totals		16	546:40	66-118	.559	0-0	.000	47-82	.573	59	103	162	5.6	68	12	36	53	18	179	6.2

2023-24 GAME HIGHS

Points	14	West Virginia (1/23/24)
Rebounds	19	BYU (1/13/24)
Assists	3	Kansas (1/10/24)
Steals	3	vs. Charlotte (11/20/23)
Blocks	5	Cal St. Fullerton (11/16/23)
FGs Made	6	at TCU (3/9/24)
FGs Attempted	9	West Virginia (1/23/24)
3-Pt. FGs Made	N/A	-
3-Pt. FGs Attempted	N/A	-
FTs Made	6	2x, last vs. West Virginia (1/23/24)
FTs Attempted	10	Florida A&M (12/21/23)


SINGLE-GAME CAREER HIGHS

Points	16	at California Baptist (11/18/21)
Rebounds	19	BYU (1/13/24)
Assists	3	2x, last vs. Kansas (1/10/24)
Steals	3	2x, last vs. Charlotte (11/20/23)
Blocks	8	Alabama State (11/15/22)
FGs Made	7	2x, last vs. New Mexico (2/20/22)
FGs Attempted	11	New Mexico (2/20/22)
3-Pt. FGs Made	N/A	-
3-Pt. FGs Attempted	1	at Utah State (1/21/23)
FTs Made	7	Northern Colorado (11/23/21)
FTs Attempted	10	Florida A&M (12/21/23)

CAREER STATS

SEASON	TEAM	GP-GS	MIN/AVG	Field Goals		3-Point		F-Throws		Rebounds				Scoring						
				FG-FGA	FG%	3FG-3FGA	3FG%	FT-FTA	FT%	OFF	DEF	TOT	AVG	PF-FO	A	TO	BLK	STL	PTS	AVG
2019-20	OSU	8-0	41/5.2	5-13	.385	0-0	.000	0-2	.000	8	7	15	1.9	6-0	0	4	3	0	10	1.3
2020-21	OSU	5-0	10/2.1	0-2	.000	0-0	.000	1-4	.250	3	1	4	0.8	0-0	0	0	1	0	1	0.2
2021-22	SJSU	13-12	287/22.1	44-88	.500	0-0	.000	13-36	.361	35	59	94	7.2	44-3	2	31	20	11	101	7.8
2022-23	SJSU	35-35	609/17.4	88-150	.587	0-1	.000	35-67	.522	77	133	210	6.0	89-1	16	41	58	12	211	6.0
2023-24	UCF	29-16	547/18.9	66-118	.559	0-0	.000	47-82	.573	59	103	162	5.6	68-4	12	36	53	18	179	6.2
TOTAL FOR UCF		29-16	547/18.9	66-118	.559	0-0	.000	47-82	.573	59	103	162	5.6	68-4	12	36	53	18	179	6.2
TOTAL		90-63	1495/16.6	203-371	.547	0-1	.000	96-191	.503	182	303	485	5.4	207-8	30	112	135	41	502	5.6





12 DeMarr Langford Jr.

Guard | Senior | 6-5 | 230
Worcester, Mass. | Brewster Academy | Boston College

LANGFORD NOTEBOOK

- Made his UCF debut in the team's 11/6/23 season opening victory over FIU, getting the start and playing in 27 minutes, earning five points and two steals
- Played in 23 games, starting in 15 and playing 651 minutes in 2022-23 for Boston College
- Averaged 7.0 points per game and shot 44.2% (65-for-147) from the field and added 2.8 rebounds and 1.8 assists per game
- Scored a season-high 20 points on the road at No. 16 Miami on 1/11/23
- Had seven games in which he scored double-digit points in 2022-23
- Played in 32 games, starting in 30 and averaging 34.7 minutes per game in 2021-22 for Boston College; had 19 games in double-digit scoring.
- Averaged 11.3 points per game and shot 45.6% (140-for-307) from the field, both career highs; also averaged 4.8 rebounds and 2.3 assists per game
- Scored a career-high 23 points against Notre Dame on 2/16/22
- Was a consensus top-100 rated recruit; ranked 97th on ESPN 100 list, ranking third among all players in New Hampshire
- Younger brother of former Providence and Boston College guard Makai Ashton-Langford, spending two seasons with Providence from 2017-19 and four with Boston College from 2019-23, finishing his career with 142 games played and a 39.7% clip from the field, averaging 8.3 points per game

COLLEGE PATH

20-21: Freshman - Boston College
21-22: Sophomore - Boston College
22-23: Junior - Boston College
23-24: Senior - UCF

SOCIAL MEDIA

@demarrlangford_jr
@langford_demarr

Did You Know?

- Major:** Communications
- Favorite pro athlete:** Russell Westbrook
- Favorite pro team:** Baltimore Ravens
- Pre-game ritual:** Listen to music and eat cereal
- Favorite movie:** The SpongeBob Movie
- Favorite TV show:** Family Guy
- Favorite music artist:** Juice Wrld
- Favorite food:** His mom's mac and cheese
- Second favorite sport:** Football
- Favorite off-day activity:** Sleeping
- Fun fact:** Thinks if he grew up in a warmer state he'd be playing football
- Hidden talent:** Enjoys fishing

GAME-BY-GAME STATS

Opponent	Date	GS	MIN	Total		3-Pointers		Free throws		Rebounds				PF	A	TO	BLK	STL	PTS	AVG	
				FG-FGA	PCT	3FG-3FGA	PCT	FT-FTA	PCT	OFF	DEF	TOT	AVG								
FIU	11/06/2023	*	26:06	2-4	.500	0-0	.000	1-4	.250	0	1	1	1.0	3	3	0	0	2	5	5.0	
at Miami (FL)	11/10/2023	*	25:21	2-8	.250	0-0	.000	0-0	.000	0	2	2	1.5	1	1	2	0	3	4	4.5	
Cal St. Fullerton	11/16/2023	*	07:21	0-0	.000	0-0	.000	0-0	.000	0	0	0	1.0	0	0	1	0	0	0	3.0	
Jacksonville	12/06/2023	*	11:50	3-4	.750	0-0	.000	1-2	.500	1	0	1	1.0	1	0	0	0	0	7	4.0	
Ole Miss	12/10/2023		05:24	0-0	.000	0-0	.000	0-0	.000	0	1	1	1.0	1	0	2	0	0	0	3.2	
Maine	12/18/2023	*	17:07	0-2	.000	0-0	.000	0-0	.000	3	2	5	1.7	0	0	0	0	0	0	2.7	
Florida A&M	12/21/2023	*	08:40	1-1	1.000	0-0	.000	2-2	1.000	1	1	2	1.7	3	0	1	1	2	4	2.9	
Bethune-Cookman	12/29/2023	*	19:43	1-2	.500	0-0	.000	1-2	.500	2	1	3	1.9	1	5	1	0	2	3	2.9	
at Kansas St.	01/06/2024	*	11:43	1-1	1.000	0-0	.000	0-0	.000	0	0	0	1.7	1	1	0	0	0	2	2.8	
Kansas	01/10/2024		03:46	0-1	.000	0-1	.000	0-0	.000	0	0	0	1.5	0	0	0	0	0	0	2.5	
BYU	01/13/2024		07:29	0-0	.000	0-0	.000	1-2	.500	1	1	2	1.5	0	0	0	0	0	1	2.4	
at Texas	01/17/2024		05:40	0-1	.000	0-0	.000	0-0	.000	1	1	2	1.6	0	0	2	0	0	0	2.2	
at Houston	01/20/2024		03:15	0-0	.000	0-0	.000	0-2	.000	0	1	1	1.5	0	0	0	0	0	0	2.0	
at Cincinnati	01/27/2024	*	03:50	0-0	.000	0-0	.000	0-0	.000	0	0	0	1.4	0	0	0	0	0	0	1.9	
Baylor	01/31/2024		03:47	0-0	.000	0-0	.000	0-0	.000	0	0	0	1.3	0	0	2	0	0	0	1.7	
at BYU	02/13/2024		12:27	2-3	.667	0-0	.000	3-4	.750	1	0	1	1.3	0	0	0	0	0	7	2.1	
Cincinnati	02/17/2024		03:15	0-0	.000	0-0	.000	0-0	.000	0	0	0	1.2	2	0	0	0	0	0	1.9	
Texas Tech	02/24/2024		15:56	1-2	.500	0-0	.000	0-0	.000	2	1	3	1.3	1	0	2	0	2	2	1.9	
at Oklahoma St.	02/28/2024		12:48	0-2	.000	0-0	.000	0-0	.000	1	1	2	1.4	1	0	0	0	0	0	1.8	
Iowa St.	03/02/2024		16:55	1-2	.500	0-0	.000	0-0	.000	3	2	5	1.6	2	0	1	0	1	2	1.9	
Houston	03/06/2024		12:51	0-0	.000	0-0	.000	0-0	.000	0	1	1	1.5	0	0	2	0	0	0	1.8	
at TCU	03/09/2024		06:47	0-1	.000	0-0	.000	0-0	.000	0	0	0	1.5	0	0	0	0	0	0	1.7	
Totals			8	242:01	14-34	.412	0-1	.000	9-18	.500	16	16	32	1.5	17	10	16	1	12	37	1.7

MISCELLANEOUS

Situation	'23-'24
Led team in scoring	-
Led team in rebounds	-
Led team in assists	1
Led team in blocks	-
Led team in steals	1
Double-Doubles	-
Double Figure Points	-
5+ Rebounds	2
Double Figure Rebounds	-
20-Point Games	-
30-Point Games	-
3+ Three Pointers	-
5+ Assists	1
3+ Steals	1
3+ Blocks	-

Player Averages

Games Played	Minutes/game	Points/game	FG Pct	3FG Pct	FT Pct	Rebounds/game	Assists/game	Turnovers/game	Assist/Turnover ratio	Steals/game	Blocks/game
22	11.0	1.7	41.2	0.0	50.0	1.5	0.5	0.7	0.6	0.5	0.0

2023-24 GAME HIGHS

Points	7	2x, last at BYU (2/13/24)
Rebounds	5	2x, last vs. Iowa State (3/2/24)
Assists	5	Bethune-Cookman (12/29/23)
Steals	3	at Miami (11/10/23)
Blocks	1	Florida A&M (12/21/23)
FGs Made	3	Jacksonville (12/6/23)
FGs Attempted	8	at Miami (11/10/23)
3-Pt. FGs Made	N/A	-
3-Pt. FGs Attempted	1	Kansas (1/10/24)
FTs Made	3	at BYU (2/13/24)
FTs Attempted	4	2x, last at BYU (2/13/24)

SINGLE-GAME CAREER HIGHS

Points	23	at Notre Dame (2/16/22)
Rebounds	11	Clemson (2/26/22)
Assists	8	Notre Dame (1/3/23)
Steals	4	2x, last at NC State (2/23/22)
Blocks	3	at Clemson (1/15/22)
FGs Made	10	2x, last at Miami (11/11/23)
FGs Attempted	15	Pittsburgh (1/30/22)
3-Pt. FGs Made	1	16x, last vs. Virginia (2/22/23)
3-Pt. FGs Attempted	5	Villanova (12/20/22)
FTs Made	9	Notre Dame (2/27/21)
FTs Attempted	11	Notre Dame (2/27/21)

CAREER STATS

SEASON	TEAM	GP-GS	MIN/AVG	Field Goals		3-Point		F-Throws		Rebounds				Scoring						
				FG-FGA	FG%	3FG-3FGA	3FG%	FT-FTA	FT%	OFF	DEF	TOT	AVG	PF-FO	A	TO	BLK	STL	PTS	AVG
2020-21	BC	18-9	459/25.5	39-95	.411	4-17	.235	39-52	.750	27	49	76	4.2	24-0	25	35	0	20	121	6.7
2021-22	BC	32-30	1110/34.7	140-307	.456	7-26	.269	75-112	.670	48	107	155	4.8	40-0	73	49	16	35	362	11.3
2022-23	BC	23-15	651/28.3	65-147	.442	5-19	.263	25-35	.714	21	43	64	2.8	32-1	42	36	6	10	160	7.0
2023-24	UCF	22-8	242/11.0	14-34	.412	0-1	.000	9-18	.500	16	16	32	1.5	17-0	10	16	1	12	37	1.7
TOTAL FOR UCF		22-8	242/11.0	14-34	.412	0-1	.000	9-18	.500	16	16	32	1.5	17-0	10	16	1	12	37	1.7
TOTAL		95-62	2462/25.9	258-583	.443	16-63	.254	148-217	.682	112	215	327	3.4	113-1	150	136	23	77	680	7.2



13 Marchelus Avery

Forward | Senior | 6-7 | 210
 Richmond, Va. | Central Pointe Post Grad
 New Mexico State/Northwest Florida State

AVERY NOTEBOOK

- Impressed in his second outing as a Knight, scoring 22 points while making a career-high four three pointers; added two assists and a block
- Made his UCF debut on 11/16/23 against Cal St. Fullerton, scoring nine points while tallying four rebounds and a block in 14 minutes.
- Started seven games for New Mexico State in 2022-23, including five straight contests between December 18-31
- Averaged 8.2 points per game and 4.5 rebounds per game for the Aggies in 2022-23
- Poured in a career-high 26 points versus Northern New Mexico on 11-14 (78.6%)

- shooting from the floor
- Finished with double-digits in the scoring column on seven occasions
- Posted double-doubles versus North Carolina A&T (20 points, 10 rebounds) and at Stephen F. Austin (16 points, 10 rebounds)
- Took part in 23 games in 2021-22 and averaged 4.1 points, 2.5 rebounds and 0.6 assists in 11.1 minutes per game; finished season with shooting splits of .446/.313/.667

COLLEGE PATH

20-21: Freshman - NW Florida State
 21-22: Sophomore - New Mexico State
 22-23: Junior - New Mexico State
 23-24: Senior - UCF

SOCIAL MEDIA

@chiaveryy
 @Ballout_chi

Did You Know?

- Major: Interdisciplinary Studies
- Favorite pro athlete: Derrick Rose
- Favorite pro team: Los Angeles Lakers
- Pre-game ritual: Listen to music, eat, stretch
- Favorite movie: How High
- Favorite TV show: SpongeBob
- Favorite music artist: Babyface Ray
- Favorite food: Chicken nuggets
- Second favorite sport: Football
- Favorite off-day activity: Video games
- Fun fact: Knows how to play the piano
- Hidden talent: Playing football

MISCELLANEOUS

Situation	'23-'24
Led team in scoring	3
Led team in rebounds	3
Led team in assists	1
Led team in blocks	3
Led team in steals	2
Double-Doubles	-
Double Figure Points	10
5+ Rebounds	9
Double Figure Rebounds	-
20-Point Games	1
30-Point Games	-
3+ Three Pointers	6
5+ Assists	-
3+ Steals	2
3+ Blocks	-

GAME-BY-GAME STATS

Opponent	Date	GS	MIN	Total		3-Pointers		Free throws		Rebounds				PF		TO		BLK	STL	PTS	AVG
				FG-FGA	PCT	3FG-3FGA	PCT	FT-FTA	PCT	OFF	DEF	TOT	AVG	A	A						
Cal St. Fullerton	11/16/2023		14:01	4-8	.500	1-3	.333	0-2	.000	1	3	4	4.0	1	1	0	1	0	9	9.0	
vs South Dakota St.	11/19/2023		30:00	7-16	.438	4-9	.444	4-4	1.000	0	2	2	3.0	2	2	1	1	0	22	15.5	
vs Charlotte	11/20/2023		26:00	3-7	.429	0-2	.000	1-2	.500	1	6	7	4.3	1	1	1	0	7	12.7		
Stetson	11/26/2023		24:51	2-10	.200	1-2	.500	2-2	1.000	3	2	5	4.5	2	3	1	0	0	7	11.3	
Lipscomb	12/02/2023	*	25:06	4-9	.444	3-6	.500	1-1	1.000	0	6	6	4.8	1	1	0	2	1	12	11.4	
Jacksonville	12/06/2023		18:38	4-7	.571	3-4	.750	1-2	.500	2	2	4	4.7	0	1	0	0	1	12	11.5	
Ole Miss	12/10/2023		28:22	2-8	.250	2-6	.333	2-2	1.000	3	1	4	4.6	3	0	0	0	3	8	11.0	
Maine	12/18/2023		17:12	5-9	.556	1-1	1.000	1-3	.333	2	4	6	4.8	2	1	0	0	2	12	11.1	
Florida A&M	12/21/2023		28:42	5-7	.714	3-5	.600	0-0	.000	0	2	2	4.4	2	1	1	0	1	13	11.3	
Bethune-Cookman	12/29/2023		17:07	4-7	.571	1-4	.250	2-4	.500	1	4	5	4.5	2	0	2	1	3	11	11.3	
at Kansas St.	01/06/2024		16:59	2-9	.222	0-4	.000	0-0	.000	3	4	7	4.7	0	0	1	0	0	4	10.6	
Kansas	01/10/2024		15:17	2-5	.400	0-3	.000	0-1	.000	2	2	4	4.7	1	0	0	0	0	4	10.1	
BYU	01/13/2024		15:57	0-4	.000	0-2	.000	0-0	.000	0	1	1	4.4	3	0	0	0	0	0	9.3	
at Texas	01/17/2024	*	16:34	1-4	.250	1-3	.333	0-2	.000	0	2	2	4.2	1	0	2	0	0	3	8.9	
at Houston	01/20/2024		24:01	1-9	.111	0-4	.000	8-8	1.000	1	5	6	4.3	0	1	2	1	0	10	8.9	
West Virginia	01/23/2024		01:54	0-0	.000	0-0	.000	0-0	.000	0	1	1	4.1	0	0	0	0	0	0	8.4	
at Cincinnati	01/27/2024		31:17	6-13	.462	4-6	.667	3-4	.750	4	3	7	4.3	1	1	2	1	1	19	9.0	
Baylor	01/31/2024		23:15	6-12	.500	4-8	.500	0-1	.000	2	2	4	4.3	0	2	0	0	1	16	9.4	
Oklahoma	02/03/2024		18:01	0-5	.000	0-4	.000	2-2	1.000	2	6	8	4.5	1	0	1	0	1	2	9.0	
at Texas Tech	02/10/2024		07:34	2-4	.500	0-2	.000	0-1	.000	2	1	3	4.4	1	0	1	0	0	4	8.8	
at BYU	02/13/2024		10:00	2-3	.667	0-1	.000	1-2	.500	1	1	2	4.3	2	2	1	0	1	5	8.6	
Cincinnati	02/17/2024		12:49	2-2	1.000	0-0	.000	2-3	.667	1	2	3	4.2	1	1	1	0	1	6	8.5	
at West Virginia	02/20/2024		23:18	5-13	.385	2-9	.222	2-2	1.000	4	3	7	4.3	3	1	1	0	1	14	8.7	
Texas Tech	02/24/2024		07:31	0-1	.000	0-0	.000	2-2	1.000	1	0	1	4.2	0	0	0	0	0	2	8.4	
at Oklahoma St.	02/28/2024		14:44	2-5	.400	1-3	.333	2-3	.667	2	0	2	4.1	1	2	1	0	1	7	8.4	
Iowa St.	03/02/2024		15:07	0-5	.000	0-4	.000	0-0	.000	1	1	2	4.0	1	1	1	0	0	0	8.0	
Houston	03/06/2024		06:21	0-1	.000	0-0	.000	0-0	.000	0	1	1	3.9	1	0	0	0	0	0	7.7	
at TCU	03/09/2024		09:15	1-2	.500	0-1	.000	0-0	.000	2	1	3	3.9	2	0	0	0	0	2	7.5	
Totals			2 499:53	72-185	.389	31-96	.323	36-53	.679	41	68	109	3.9	35	20	22	8	18	211	7.5	

Player Averages

Games Played	Minutes/game	Points/game	FG Pct	3FG Pct	FT Pct	Rebounds/game	Assists/game	Turnovers/game	Assist/Turnover ratio	Steals/game	Blocks/game
28	17.9	7.5	38.9	32.3	67.9	3.9	0.7	0.8	0.9	0.6	0.3

2023-24 GAME HIGHS

Points	22	vs. South Dakota St. (11/19/23)
Rebounds	8	Oklahoma (2/3/24)
Assists	3	Stetson (11/26/23)
Steals	3	2x, last vs. Bethune-Cookman (12/29/23)
Blocks	2	Lipscomb (12/2/23)
FGs Made	7	vs. South Dakota St. (11/19/23)
FGs Attempted	16	vs. South Dakota St. (11/19/23)
3-Pt. FGs Made	4	3x, last vs. Baylor (1/31/24)
3-Pt. FGs Attempted	9	2x, last at West Virginia (2/20/24)
FTs Made	8	at Houston (1/20/24)
FTs Attempted	8	at Houston (1/20/24)

SINGLE-GAME CAREER HIGHS

Points	26	Northern N.M. (12/18/22)
Rebounds	10	2x, last at SFA (1/4/23)
Assists	3	2x, last at Seattle (1/12/23)
Steals	3	2x, last vs. Bethune-Cookman (12/29/23)
Blocks	2	4x, last vs. Lipscomb (12/2/23)
FGs Made	11	Northern N.M. (12/18/22)
FGs Attempted	16	vs. South Dakota St. (11/19/23)
3-Pt. FGs Made	4	3x, last vs. Baylor (1/31/24)
3-Pt. FGs Attempted	9	2x, last at West Virginia (2/20/24)
FTs Made	8	at Houston (1/20/24)
FTs Attempted	8	at Houston (1/20/24)

CAREER STATS

SEASON	TEAM	GP-GS	MIN/AVG	Field Goals		3-Point		F-Throws		Rebounds				Scoring						
				FG-FGA	FG%	3FG-3FGA	3FG%	FT-FTA	FT%	OFF	DEF	TOT	AVG	PF-FO	A	TO	BLK	STL	PTS	AVG
2021-22	NMSU	23-2	257/11.2	33-74	.446	10-32	.313	18-27	.667	21	36	57	2.5	20-0	13	13	7	11	94	4.1
2022-23	NMSU	21-7	388/18.5	65-137	.474	23-55	.418	20-32	.625	36	58	94	4.5	33-0	19	24	5	11	173	8.2
2023-24	UCF	28-2	500/17.9	72-185	.389	31-96	.323	36-53	.679	41	68	109	3.9	35-0	20	22	8	18	211	7.5
TOTAL FOR UCF		28-2	500/17.9	72-185	.389	31-96	.323	36-53	.679	41	68	109	3.9	35-0	20	22	8	18	211	7.5
TOTAL		72-11	1145/15.9	170-396	.429	64-183	.350	74-112	.661	98	162	260	3.6	88-0	52	59	20	40	478	6.6





14 Michael Kalina

Guard | Redshirt Freshman | 6-1 | 174
Boca Raton, Fla. | North Broward Prep

KALINA NOTEBOOK

- Scored his first collegiate points against Jacksonville on 12/6/23, a three-pointer in the corner.
- Made his collegiate debut against Cal St. Fullerton, subbing in at the end of UCF's 72-44 victory.
- Played at North Broward Prep in Coconut Grove, Fla.
- Helped Eagles to 28-3 record, best in school history, as senior in 2021-22
- Helped North Broward Prep to #5 state ranking and regional semifinals of Florida 4A state tournament (before loss to Calgary Christian Academy and fellow UCF redshirt freshmen Tyler Hendricks and twin brother Taylor)
- Averaged 10.6 points, 4.1 rebounds, 4.6 assists, 1.9 steals as senior in 2021-22
- Earned first-team all-county and first-team all-district honors as junior in 2019-20
- Played for coach Casey Wohleib

COLLEGE PATH

22-23: Freshman - UCF
23-24: Redshirt Freshman - UCF

SOCIAL MEDIA

@michaelkalina9
@michaelkalina9

Did You Know?

Major: Business
Favorite pro athlete: Allen Iverson
Favorite pro team: Philadelphia Eagles
Pre-game ritual: Nap
Favorite movie: Like Mike
Favorite TV show: Prison Break
Favorite music artist: Bryson Tiller
Favorite food: Steak and mac & cheese
Second favorite sport: Football
Favorite off-day activity: Clothes shopping
Fun fact: Tyler and Taylor Hendricks put an end to Michael's high school basketball career
Hidden talent: Can do a backflip

MISCELLANEOUS

Situation	'23-'24
Led team in scoring	-
Led team in rebounds	-
Led team in assists	-
Led team in blocks	-
Led team in steals	-
Double-Doubles	-
Double Figure Points	-
5+ Rebounds	-
Double Figure Rebounds	-
20-Point Games	-
30-Point Games	-
3+ Three Pointers	-
5+ Assists	-
3+ Steals	-
3+ Blocks	-

GAME-BY-GAME STATS

Opponent	Date	GS	MIN	Total			3-Pointers		Free throws		Rebounds				PF	A	TO	BLK	STL	PTS	AVG
				FG	FGA	PCT	3FG	3FGA	PCT	FT	FTA	PCT	OFF	DEF							
Cal St. Fullerton	11/16/2023		00:31	0-0	.000	0-0	.000	0-0	.000	0-0	.000	0	0	0	0.0	0	0	0	0	0	0.0
Lipscomb	12/02/2023		01:37	0-1	.000	0-0	.000	0-0	.000	0-0	.000	0	0	0	0.0	0	0	0	0	0	0.0
Jacksonville	12/06/2023		02:03	1-1	1.000	1-1	1.000	0-0	.000	0-0	.000	0	0	0	0.0	0	0	1	1	0	3 1.0
Maine	12/18/2023		02:17	0-1	.000	0-0	.000	0-0	.000	0-0	.000	0	0	0	0.0	0	0	0	0	0	0 0.8
Bethune-Cookman	12/29/2023		02:56	0-0	.000	0-0	.000	0-0	.000	0-0	.000	0	0	0	0.0	0	0	1	0	0	0 0.6
Totals		0	09:24	1-3	.333	1-1	1.000	0-0	.000	0-0	.000	0	0	0	0.0	0	0	2	1	0	3 0.6

Player Averages

Games Played	Minutes/game	Points/game	FG Pct	3FG Pct	FT Pct	Rebounds/game	Assists/game	Turnovers/game	Assist/Turnover ratio	Steals/game	Blocks/game
5	1.9	0.6	33.3	100.0	0.0	0.0	0.0	0.4	0.0	0.0	0.2

2023-24 GAME HIGHS

Points	3	Jacksonville (12/6/23)
Rebounds	N/A	-
Assists	N/A	-
Steals	N/A	-
Blocks	1	Jacksonville (12/6/23)
Field Goals Made	1	Jacksonville (12/6/23)
Field Goals Attempted	1	3x, last vs. Maine (12/18/23)
3-Point Field Goals Made	1	Jacksonville (12/6/23)
3-Point Field Goals Attempted	1	Jacksonville (12/6/23)
Free Throws Made	N/A	-
Free Throws Attempted	N/A	-

SINGLE-GAME CAREER HIGHS

Points	3	Jacksonville (12/6/23)
Rebounds	N/A	-
Assists	N/A	-
Steals	N/A	-
Blocks	1	Jacksonville (12/6/23)
Field Goals Made	1	Jacksonville (12/6/23)
Field Goals Attempted	1	3x, last vs. Maine (12/18/23)
3-Point Field Goals Made	1	Jacksonville (12/6/23)
3-Point Field Goals Attempted	1	Jacksonville (12/6/23)
Free Throws Made	N/A	-
Free Throws Attempted	N/A	-

CAREER STATS

SEASON	TEAM	GP-GS	MIN/AVG	Field Goals		3-Point		F-Throws		Rebounds				Scoring								
				FG	FGA	FG%	3FG	3FGA	3FG%	FT	FTA	FT%	OFF	DEF	TOT	AVG	PF	FO	A	TO	BLK	STL
2023-24	UCF	5-0	9/1.9	1-3	.333	1-1	1.000	0-0	.000	0	0	0	0.0	0-0	0	2	1	0	0	0	3	0.6
TOTAL		5-0	9/1.9	1-3	.333	1-1	1.000	0-0	.000	0	0	0	0.0	0-0	0	2	1	0	0	3	0.6	



15 Tyler Hendricks

Guard | Redshirt Freshman | 6-6 | 190

Fort Lauderdale, Fla. | Calvary Christian Academy

HENDRICKS NOTEBOOK

- Made his collegiate debut in UCF's 11/6/23 season opener, playing 14 minutes, tallying seven points and four rebounds
- Did not see game action during the 2022-23 season, earning a redshirt
- Was one of 12 sets of twins and one of 33 sets of brothers in NCAA Division I college basketball along with Taylor Hendricks in 2022-23
- ESPN and Rivals three-star prospect
- Played for Calvary Christian Academy in Fort Lauderdale, Fla.
- Led Calvary Christian to Florida 3A state championship as a junior and senior in 2020-21 and 2021-22

- Averaged 6.7 points and 3.3 rebounds as senior in 2021-22
- Averaged 5.3 points and 2.7 rebounds as junior in 2020-21
- Played for coach Cilk McSweeney

COLLEGE PATH

22-23: Freshman - UCF

23-24: Redshirt Freshman - UCF

SOCIAL MEDIA

@tylerxhendricks
@tylerxhendricks

Did You Know?

- Major: Business
- Favorite pro athlete: Russell Westbrook
- Favorite pro team: Utah Jazz
- Pre-game ritual: Pray
- Favorite movie: Transformers
- Favorite TV show: Breaking Bad
- Favorite music artist: Drake
- Favorite food: Pizza
- Second favorite sport: Football
- Favorite off-day activity: Watching Netflix
- Fun fact: Football was the first sport he played
- Hidden talent: Can play piano

GAME-BY-GAME STATS

Opponent	Date	GS	MIN	Total		3-Pointers		Free throws		Rebounds				PF	A	TO	BLK	STL	PTS	AVG	
				FG-FGA	PCT	3FG-3FGA	PCT	FT-FTA	PCT	OFF	DEF	TOT	AVG								
FIU	11/06/2023		14:16	3-4	.750	1-2	.500	0-0	.000	1	3	4	4.0	2	1	2	0	0	7	7.0	
at Miami (FL)	11/10/2023		11:07	0-3	.000	0-1	.000	2-2	1.000	0	0	0	2.0	4	0	0	0	1	2	4.5	
Cal St. Fullerton	11/16/2023		11:07	2-4	.500	0-2	.000	2-2	1.000	0	0	0	1.3	4	0	1	0	0	6	5.0	
vs South Dakota St.	11/19/2023		12:00	2-3	.667	1-2	.500	0-0	.000	0	0	0	1.0	0	1	0	0	0	5	5.0	
vs Charlotte	11/20/2023		07:00	0-0	.000	0-0	.000	0-0	.000	0	1	1	1.0	1	0	1	0	0	0	4.0	
Stetson	11/26/2023		03:03	0-1	.000	0-1	.000	0-0	.000	0	0	0	0.8	2	0	1	0	0	0	3.3	
Lipscomb	12/02/2023		09:51	2-4	.500	1-2	.500	0-0	.000	2	1	3	1.1	1	0	0	0	0	5	3.6	
Jacksonville	12/06/2023		10:00	2-3	.667	2-3	.667	0-1	.000	1	2	3	1.4	0	0	1	0	1	6	3.9	
at Houston	01/20/2024		03:15	0-0	.000	0-0	.000	3-3	1.000	0	0	0	1.2	0	0	0	0	0	3	3.8	
at Cincinnati	01/27/2024		13:01	0-2	.000	0-0	.000	0-0	.000	1	3	4	1.5	0	0	0	0	0	0	3.4	
Baylor	01/31/2024		03:50	0-0	.000	0-0	.000	0-0	.000	0	0	0	1.4	1	0	1	0	0	0	3.1	
at Texas Tech	02/10/2024		01:36	0-1	.000	0-1	.000	0-0	.000	0	1	1	1.3	0	0	0	0	0	0	2.8	
Totals			0	100:06	11-25	.440	5-14	.357	7-8	.875	5	11	16	1.3	15-0	2	7	0	2	34	2.8

Player Averages

Games Played	Minutes/game	Points/game	FG Pct	3FG Pct	FT Pct	Rebounds/game	Assists/game	Turnovers/game	Assist/Turnover ratio	Steals/game	Blocks/game
12	8.3	2.8	44.0	35.7	87.5	1.3	0.2	0.6	0.3	0.2	0.0

MISCELLANEOUS

Situation	'23-'24
Led team in scoring	-
Led team in rebounds	-
Led team in assists	-
Led team in blocks	-
Led team in steals	-
Double-Doubles	-
Double Figure Points	-
5+ Rebounds	-
Double Figure Rebounds	-
20-Point Games	-
30-Point Games	-
3+ Three Pointers	-
5+ Assists	-
3+ Steals	-
3+ Blocks	-

2023-24 GAME HIGHS

Points	7	FIU (11/6/23)
Rebounds	4	2x, last at Cincinnati (1/27/24)
Assists	1	2x, last vs. South Dakota St. (11/19/23)
Steals	1	2x, last vs. Jacksonville (12/6/23)
Blocks	N/A	-
Field Goals Made	3	FIU (11/6/23)
Field Goals Attempted	4	3x, last vs. Lipscomb (12/2/23)
3-Point Field Goals Made	2	Jacksonville (12/6/23)
3-Point Field Goals Attempted	3	Jacksonville (12/6/23)
Free Throws Made	3	at Houston (1/20/24)
Free Throws Attempted	3	at Houston (1/20/24)

SINGLE-GAME CAREER HIGHS

Points	7	FIU (11/6/23)
Rebounds	4	2x, last at Cincinnati (1/27/24)
Assists	1	2x, last vs. South Dakota St. (11/19/23)
Steals	1	2x, last vs. Jacksonville (12/6/23)
Blocks	N/A	-
Field Goals Made	3	FIU (11/6/23)
Field Goals Attempted	4	3x, last vs. Lipscomb (12/2/23)
3-Point Field Goals Made	2	Jacksonville (12/6/23)
3-Point Field Goals Attempted	3	Jacksonville (12/6/23)
Free Throws Made	3	at Houston (1/20/24)
Free Throws Attempted	3	at Houston (1/20/24)

CAREER STATS

SEASON	TEAM	GP-GS	MIN/AVG	Field Goals		3-Point		F-Throws		Rebounds				Scoring						
				FG-FGA	FG%	3FG-3FGA	3FG%	FT-FTA	FT%	OFF	DEF	TOT	AVG	PF-FO	A	TO	BLK	STL	PTS	AVG
2023-24	UCF	12-0	100/8.3	11-25	.440	5-14	.357	7-8	.875	5	11	16	1.3	15-0	2	7	0	2	34	2.8
TOTAL		12-0	100/8.3	11-25	.440	5-14	.357	7-8	.875	5	11	16	1.3	15-0	2	7	0	2	34	2.8



20 Poohpha Warakulnukroh

Guard | Redshirt Sophomore | 5-11 | 177
Bangkok, Thailand | Montverde Academy

WARAKULNUKROH NOTEBOOK

- Was a student manager on the 2021-22 UCF squad before becoming a member of the 2022-23 roster as a student-athlete
- Played in seven games, coming off the bench in each and playing a combined 14 minutes in 2022-23
- Made his collegiate debut in the final 3:34 of gameplay against Western Illinois on 11/14/22. He missed his first free throw and made the second
- Made his first career shot on his first attempt from the floor, a three pointer that rattled in and sent the crowd to their feet
- Was the team MVP and leading scorer on the Varsity/Post Grade Team as a senior at Montverde Academy
- Joined the varsity team in his junior year after moving from Thailand.
- Was a 3x3 National Tournament Champion in Thailand for U-16 as a sophomore
- Was a top 10 tennis player in Thailand and played competitively in golf and soccer as well.
- Born in Bangkok, Thailand, came to the U.S. when he was 15 in August 2019

GAME-BY-GAME STATS

Opponent	Date	GS	MIN	Total		3-Pointers		Free throws		Rebounds				PF	A	TO	BLK	STL	PTS	AVG
				FG-FGA	PCT	3FG-3FGA	PCT	FT-FTA	PCT	OFF	DEF	TOT	AVG							
FIU	11/06/2023		00:38	0-0	.000	0-0	.000	0-0	.000	0	0	0	0.0	0	0	0	0	0	0	0.0
Cal St. Fullerton	11/16/2023		00:31	0-0	.000	0-0	.000	0-0	.000	0	0	0	0.0	0	0	0	0	0	0	0.0
Lipscomb	12/02/2023		01:37	0-2	.000	0-1	.000	0-0	.000	0	0	0	0.0	0	0	0	0	0	0	0.0
Jacksonville	12/06/2023		02:03	0-0	.000	0-0	.000	0-0	.000	0	0	0	0.0	0	1	0	1	0	0	0.0
Maine	12/18/2023		02:17	0-1	.000	0-0	.000	0-0	.000	0	0	0	0.0	1	0	0	0	0	0	0.0
Bethune-Cookman	12/29/2023		02:56	0-0	.000	0-0	.000	2-2	1.000	0	1	1	0.2	0	1	0	0	0	2	0.3
Totals		0	10:02	0-3	.000	0-1	.000	2-2	1.000	0	1	1	0.2	1	2	0	1	0	2	0.3

COLLEGE PATH

22-23: R-Freshman - UCF
23-24: R-Sophomore - UCF

SOCIAL MEDIA

@poohphaw
@PoohphaW10

Did You Know?

Major: Mechanical Engineering / Math
Favorite pro athlete: Steve Nash
Favorite pro team: San Antonio Spurs
Pre-game ritual: Listen to slow music
Favorite movie: Whiplash
Favorite TV show: Breaking Bad
Favorite music artist: Elliott Smith
Favorite food: Thai Food
Second favorite sport: Soccer
Favorite off-day activity: Sleeping
Fun fact: Has a black belt in taekwondo
Hidden talent: Can play the guitar and sing

Player Averages

Games Played	Minutes/game	Points/game	FG Pct	3FG Pct	FT Pct	Rebounds/game	Assists/game	Turnovers/game	Assist/Turnover ratio	Steals/game	Blocks/game
6	1.7	0.3	0.0	0.0	100.0	0.2	0.3	0.0	2.0	0.0	0.2

MISCELLANEOUS

Situation	'23-'24
Led team in scoring	-
Led team in rebounds	-
Led team in assists	-
Led team in blocks	-
Led team in steals	-
Double-Doubles	-
Double Figure Points	-
5+ Rebounds	-
Double Figure Rebounds	-
20-Point Games	-
30-Point Games	-
3+ Three Pointers	-
5+ Assists	-
3+ Steals	-
3+ Blocks	-

2023-24 GAME HIGHS

Points	2	Bethune-Cookman (12/29/23)
Rebounds	1	Bethune-Cookman (12/29/23)
Assists	1	Jacksonville (12/6/23)
Steals	N/A	-
Blocks	1	Jacksonville (12/6/23)
FGs Made	N/A	-
FGs Attempted	2	Lipscomb (12/2/23)
3-Pt. FGs Made	N/A	-
3-Pt. FGs Attempted	1	Lipscomb (12/2/23)
FTs Made	2	Bethune-Cookman (12/29/23)
FTs Attempted	2	Bethune-Cookman (12/29/23)

SINGLE-GAME CAREER HIGHS

Points	4	2x, last vs. ECU (3/5/23)
Rebounds	1	Bethune-Cookman (12/29/23)
Assists	1	3x, last vs. Jacksonville (12/6/23)
Steals	N/A	-
Blocks	1	Jacksonville (12/6/23)
Field Goals Made	1	3x, last vs. ECU (3/5/23)
Field Goals Attempted	2	2x, last vs. Lipscomb (12/2/23)
3-Point Field Goals Made	1	2x, last vs. ECU (3/5/23)
3-Point Field Goals Attempted	1	3x, last vs. Lipscomb (12/2/23)
Free Throws Made	2	Bethune-Cookman (12/29/23)
Free Throws Attempted	2	3x, last vs. Bethune-Cookman (12/29/23)

CAREER STATS

SEASON	TEAM	GP-GS	MIN/AVG	Field Goals		3-Point		F-Throws		Rebounds				Scoring						
				FG-FGA	FG%	3FG-3FGA	3FG%	FT-FTA	FT%	OFF	DEF	TOT	AVG	PF	FO	A	TO	BLK	STL	PTS
2022-23	UCF	7-0	14/2.0	4-6	.667	2-2	1.000	2-4	.500	0	0	0	0.0	3-0	2	1	0	0	12	1.7
2023-24	UCF	6-0	10/1.7	0-3	.000	0-1	.000	2-2	1.000	0	1	1	0.2	1-0	2	0	1	0	2	0.3
TOTAL		13-0	24/1.9	4-9	.444	2-3	.667	4-6	.667	0	1	1	0.1	4-0	4	1	1	0	14	1.1



21 C.J. Walker

Forward | 5th Year | 6-8 | 215
Sanford, Fla. | Oak Ridge | Oregon

WALKER NOTEBOOK

- Made his 2023-24 debut against Florida A&M, seeing 12:45 of action
- Missed the first 10 games of the 2023-24 season with an injury
- Battled injuries throughout the 2022-23 season; the team announced he was out for the remainder of the season on 1/8
- Played in all 30 games for UCF during the 2021-22 season, starting in 19. He finished the regular season strong, averaging 15 points per game over the last three contests as opposed to 8.6 points per game on the year.
- Finished second in rebounding among Knights on the 2021-22 squad.
- Appeared in 21 of UCF's 23 games in 202-21, starting in 15 of them. Was tied for the team lead with five rebounds a game; increased his season total to 5.1 per game during league contests which was 15th among AAC players.
- Led the AAC with 1.7 blocked shots per game during the 2020-21 season; ranked 47th in the country in blocked shots per game.
- Transferred to UCF from Oregon after one year in Eugene (2019-20).
- Appeared in 28 games, starting in seven as a Duck, averaging four points per game his freshman season.
- Made his first career start against Boise State on 11/9/19, just after playing 11 minutes off the bench in his collegiate debut against Fresno State on 11/15/19.
- Was a five-star recruit with a scout grade of 92 according to ESPN.com. Was ranked 19th in ESPN's Top 100 of the 2019 recruiting class.

COLLEGE PATH

19-20: Freshman - Oregon
20-21: Sophomore - UCF
21-22: Junior - UCF
22-23: Senior - UCF
23-24: 5th Year - UCF

SOCIAL MEDIA

@cjwalker_14
@cjwalker_14

Did You Know?

- Major: Communications
- Favorite pro athlete: Vince Carter
- Favorite pro team: Orlando Magic
- Pre-game ritual: Hot tub, stretch, eat a big meal
- Favorite movie: Friday
- Favorite TV show: The Boondocks
- Favorite music artist: Kodak Black
- Favorite food: Sushi
- Second favorite sport: Boxing
- Favorite off-day activity: Nap
- Fun fact: Can beatbox
- Hidden talent: Knows magic tricks

GAME-BY-GAME STATS

Opponent	Date	GS	MIN	Total		3-Pointers		Free throws		Rebounds				PF	A	TO	BLK	STL	PTS	AVG	
				FG-FGA	PCT	3FG-3FGA	PCT	FT-FTA	PCT	OFF	DEF	TOT	AVG								
Florida A&M	12/21/2023		12:45	0-6	.000	0-2	.000	1-2	.500	2	2	4	4.0	0	0	1	0	0	1	1.0	
Bethune-Cookman	12/29/2023		16:02	4-8	.500	0-2	.000	2-2	1.000	0	5	5	4.5	0	3	3	0	1	10	5.5	
at Kansas St.	01/06/2024		20:42	4-8	.500	0-2	.000	0-1	.000	2	2	4	4.3	2	0	1	0	0	8	6.3	
Kansas	01/10/2024	*	29:45	1-8	.125	0-2	.000	5-6	.833	1	1	2	3.8	1	1	0	3	1	7	6.5	
BYU	01/13/2024	*	27:46	2-8	.250	1-2	.500	4-6	.667	3	5	8	4.6	2	0	2	0	0	9	7.0	
at Texas	01/17/2024	*	26:18	5-11	.455	0-1	.000	0-0	.000	3	6	9	5.3	3	0	1	1	0	10	7.5	
at Houston	01/20/2024	*	18:53	1-2	.500	1-1	1.000	1-3	.333	0	2	2	4.9	2	0	2	1	1	4	7.0	
West Virginia	01/23/2024	*	23:02	2-6	.333	0-2	.000	2-3	.667	0	6	6	5.0	2	3	1	0	1	6	6.9	
at Texas Tech	02/10/2024		28:08	5-10	.500	0-1	.000	3-4	.750	3	5	8	5.3	1	0	1	0	1	13	7.6	
at BYU	02/13/2024	*	21:54	2-4	.500	0-1	.000	0-3	.000	0	3	3	5.1	3	0	1	2	0	4	7.2	
Cincinnati	02/17/2024	*	20:31	1-5	.200	0-1	.000	0-0	.000	0	1	1	4.7	1	0	1	0	0	2	6.7	
at West Virginia	02/20/2024	*	19:10	3-6	.500	0-1	.000	1-2	.500	1	8	9	5.1	2	0	1	0	0	7	6.8	
Texas Tech	02/24/2024	*	19:41	2-7	.286	0-0	.000	4-4	1.000	1	6	7	5.2	1	1	2	1	0	8	6.8	
at Oklahoma St.	02/28/2024	*	23:10	2-5	.400	2-2	1.000	4-6	.667	0	6	6	5.3	2	0	1	0	1	10	7.1	
Iowa St.	03/02/2024	*	25:12	3-5	.600	1-1	1.000	0-1	.000	1	3	4	5.2	4	0	2	0	1	7	7.1	
Houston	03/06/2024	*	27:07	6-11	.545	1-2	.500	2-2	1.000	0	3	3	5.1	2	0	1	0	2	15	7.6	
at TCU	03/09/2024	*	19:40	2-7	.286	0-1	.000	3-4	.750	0	3	3	4.9	5	2	1	0	0	7	7.5	
Totals			13	379:46	45-117	.385	6-24	.250	32-49	.653	17	67	84	4.9	33	10	22	8	9	128	7.5

Player Averages

Games Played	Minutes/game	Points/game	FG Pct	3FG Pct	FT Pct	Rebounds/game	Assists/game	Turnovers/game	Assist/Turnover ratio	Steals/game	Blocks/game
17	22.3	7.5	38.5	25.0	65.3	4.9	0.6	1.3	0.5	0.5	0.5

MISCELLANEOUS

Situation	'23-'24
Led team in scoring	1
Led team in rebounds	4
Led team in assists	-
Led team in blocks	3
Led team in steals	2
Double-Doubles	-
Double Figure Points	5
5+ Rebounds	8
Double Figure Rebounds	-
20-Point Games	-
30-Point Games	-
3+ Three Pointers	-
5+ Assists	-
3+ Steals	-
3+ Blocks	1

2023-24 GAME HIGHS

Points	15	Houston (3/6/24)
Rebounds	9	2x, last at West Virginia (2/20/24)
Assists	3	2x, last vs. West Virginia (1/23/24)
Steals	2	Houston (3/6/24)
Blocks	3	Kansas (1/10/24)
FGs Made	6	Houston (3/6/24)
FGs Attempted	11	2x, last vs. Houston (3/6/24)
3-Pt. FGs Made	2	at Oklahoma State (2/28/24)
3-Pt. FGs Attempted	2	8x, last vs. Houston (3/6/24)
FTs Made	5	Kansas (1/10/24)
FTs Attempted	6	3x, last at Oklahoma State (2/28/24)

SINGLE-GAME CAREER HIGHS

Points	19	at Tulsa (03/06/22)
Rebounds	16	at Tulane (03/03/22)
Assists	3	4x, last vs. West Virginia (1/23/24)
Steals	3	2x, last at Memphis (2/1/21)
Blocks	4	3x, last vs. Tulane (2/12/21)
Field Goals Made	8	2x, last Tulsa (3/6/22)
Field Goals Attempted	14	at Tulsa (3/6/22)
3-Point Field Goals Made	2	2x, last at Oklahoma State (2/28/24)
3-Point Field Goals Attempted	4	vs. South Florida (03/10/22)
Free Throws Made	6	2x, last vs Memphis (01/12/22)
Free Throws Attempted	10	Memphis (01/12/22)

CAREER STATS

SEASON	TEAM	GP-GS	MIN/AVG	Field Goals		3-Point		F-Throws		Rebounds				Scoring						
				FG-FGA	FG%	3FG-3FGA	3FG%	FT-FTA	FT%	OFF	DEF	TOT	AVG	PF-FO	A	TO	BLK	STL	PTS	AVG
2019-20	Oregon	28-7	417/14.9	43-113	.381	9-31	.290	17-35	.486	22	49	71	2.5	58-2	8	23	15	11	112	4.0
2020-21	UCF	21-15	540/25.7	55-124	.444	2-14	.143	36-62	.581	34	70	104	5.0	46-1	19	28	36	19	148	7.0
2021-22	UCF	30-19	758/25.3	90-188	.479	13-35	.371	57-98	.582	47	123	170	5.7	49-0	29	29	26	8	250	8.3
2022-23	UCF	4-0	76/19.1	7-19	.368	2-6	.333	4-8	.500	4	10	14	3.5	12-0	2	8	3	3	20	5.0
2023-24	UCF	17-13	380/22.3	45-117	.385	6-24	.250	32-49	.653	17	67	84	4.9	33-1	10	22	8	9	128	7.5
TOTAL FOR UCF		72-47	1754/24.4	197-448	.440	23-79	.291	129-217	.594	102	270	372	5.2	140-2	60	87	73	39	546	7.6
TOTAL		100-54	2171/21.7	240-561	.428	32-110	.291	146-252	.579	124	319	443	4.4	198-4	68	110	88	50	658	6.6





22 Nils Machowski

Guard | Freshman | 6-3 | 180
Berlin, Germany | Paul-Natorp Gymnasium

MACHOWSKI NOTEBOOK

- Went 3-of-3 from three-point land and tallied 13 points against No. 13 Miami
- Made his collegiate debut in UCF's season opener on 11/6/23, playing nine minutes, scoring five points while tallying an assist and steal
- Spent time in the top tier of German basketball with Alba Berlin
- Won back-to-back U19 championships with Alba Berlin in 2022 and 2023
- Hit a game-winning, buzzer-beating, three-point shot to win the 2023 U19 championship
- Was the starting point guard on the 2022 German National Team in the U18 European Championship

- Spent time with the third division of German basketball with Bernau, where he averaged 38.5% from three-point land across 18 contests
- Nils' father, Sebastian Machowski, was a professional basketball player for 17 years, playing small forward in six different countries. One of his stops was Alba Berlin, the same club that his son went on to play for two and a half decades later. Sebastian is currently in his 17th year of coaching and is at the helm of PGE Spojnia Stargard, a team in the first division of Polish basketball.

COLLEGE PATH

23-24: Freshman - UCF

SOCIAL MEDIA

@Niils.21
@niilsftsc

Did You Know?

- Major:** Communications / Minor in Sports Business
- Favorite pro athlete:** Mike James, Lorenzo Brown
- Favorite pro team:** Berlin
- Pre-game ritual:** Listen to music, meditate
- Favorite movie:** Pirates of the Caribbean
- Favorite TV show:** Prison Break
- Favorite music artist:** Rod Wave
- Favorite food:** Indian Food
- Second favorite sport:** Soccer
- Favorite off-day activity:** Go shopping
- Fun fact:** Can speak three languages
- Hidden talent:** Can play piano

MISCELLANEOUS

Situation	'23-'24
Led team in scoring	-
Led team in rebounds	-
Led team in assists	2
Led team in blocks	-
Led team in steals	1
Double-Doubles	-
Double Figure Points	2
5+ Rebounds	1
Double Figure Rebounds	-
20-Point Games	-
30-Point Games	-
3+ Three Pointers	1
5+ Assists	-
3+ Steals	-
3+ Blocks	-

GAME-BY-GAME STATS

Opponent	Date	GS	MIN	Total			3-Pointers		Free throws		Rebounds				PF	A	TO	BLK	STL	PTS	AVG
				FG	FGA	PCT	3FG	3FGA	PCT	FT	FTA	PCT	OFF	DEF							
FIU	11/06/2023		08:41	1-2	.500	1-2	.500	2-2	1.000	1	0	1	1.0	0	1	2	0	1	5	5.0	
at Miami (FL)	11/10/2023		22:13	5-7	.714	3-3	1.000	0-0	.000	0	1	1	1.0	1	1	1	0	0	13	9.0	
Cal St. Fullerton	11/16/2023		13:12	1-3	.333	1-2	.500	1-2	.500	1	2	3	1.7	0	1	0	0	4	7.3		
vs South Dakota St.	11/19/2023		06:00	0-0	.000	0-0	.000	0-0	.000	1	0	1	1.5	0	1	0	0	0	0	5.5	
vs Charlotte	11/20/2023		08:00	0-2	.000	0-1	.000	0-0	.000	0	2	2	1.6	0	0	0	1	0	0	4.4	
Stetson	11/26/2023		08:23	0-1	.000	0-1	.000	0-0	.000	0	1	1	1.5	1	2	1	0	0	0	3.7	
Lipscomb	12/02/2023		14:02	1-2	.500	0-0	.000	2-2	1.000	0	2	2	1.6	0	1	0	0	0	4	3.7	
Jacksonville	12/06/2023		19:31	0-5	.000	0-3	.000	2-2	1.000	0	2	2	1.6	1	3	0	0	1	2	3.5	
Ole Miss	12/10/2023		02:59	0-0	.000	0-0	.000	0-0	.000	0	0	0	1.4	0	0	0	0	0	0	3.1	
Maine	12/18/2023		15:01	1-5	.200	1-4	.250	0-0	.000	0	0	0	1.3	0	1	1	0	1	3	3.1	
Florida A&M	12/21/2023		05:36	0-1	.000	0-1	.000	0-0	.000	0	0	0	1.2	0	0	1	0	0	0	2.8	
Bethune-Cookman	12/29/2023		13:37	0-2	.000	0-2	.000	0-0	.000	0	1	1	1.2	1	3	2	0	2	0	2.6	
at Kansas St.	01/06/2024		04:36	0-0	.000	0-0	.000	0-0	.000	0	0	0	1.1	0	3	0	0	0	0	2.4	
at Texas	01/17/2024		01:31	0-0	.000	0-0	.000	0-0	.000	0	0	0	1.0	0	0	0	0	0	0	2.2	
at Houston	01/20/2024		03:15	0-0	.000	0-0	.000	0-0	.000	0	0	0	0.9	0	0	0	0	1	0	2.1	
West Virginia	01/23/2024		04:20	0-0	.000	0-0	.000	0-0	.000	0	0	0	0.9	0	0	0	0	0	0	1.9	
at Cincinnati	01/27/2024		06:02	1-1	1.000	0-0	.000	0-0	.000	0	0	0	0.8	1	1	0	0	0	2	1.9	
Baylor	01/31/2024		04:50	0-0	.000	0-0	.000	0-1	.000	1	0	1	0.8	0	0	0	0	2	0	1.8	
Oklahoma	02/03/2024		15:45	1-3	.333	1-3	.333	0-0	.000	0	2	2	0.9	1	0	0	0	0	3	1.9	
at Texas Tech	02/10/2024		05:42	0-3	.000	0-2	.000	0-0	.000	0	1	1	0.9	0	0	0	0	1	0	1.8	
at BYU	02/13/2024		16:23	4-7	.571	2-5	.400	1-2	.500	2	1	3	1.0	3	1	0	0	2	11	2.2	
Cincinnati	02/17/2024		09:49	1-1	1.000	0-0	.000	0-0	.000	0	2	2	1.0	0	1	2	0	0	2	2.2	
at West Virginia	02/20/2024		18:34	0-4	.000	0-4	.000	0-0	.000	4	1	5	1.2	1	1	0	0	2	0	2.1	
Totals		0	228:02	16-49	.327	9-33	.273	8-11	.727	10	18	28	1.2	10	21	10	1	13	49	2.1	

Player Averages

Games Played	Minutes/game	Points/game	FG Pct	3FG Pct	FT Pct	Rebounds/game	Assists/game	Turnovers/game	Assist/Turnover ratio	Steals/game	Blocks/game
23	9.9	2.1	32.7	27.3	72.7	1.2	0.9	0.4	2.1	0.6	0.0

2023-24 GAME HIGHS

Points	13	at Miami (11/10/23)
Rebounds	5	at West Virginia (2/20/24)
Assists	3	3x, last at Kansas State (1/6/24)
Steals	2	4x, last at West Virginia (2/20/24)
Blocks	1	2x, last vs. Jacksonville (12/6/23)
Field Goals Made	5	at Miami (11/10/23)
Field Goals Attempted	7	2x, last at BYU (2/13/24)
3-Point Field Goals Made	3	at Miami (11/10/23)
3-Point Field Goals Attempted	5	at BYU (2/13/24)
Free Throws Made	2	3x, last vs. Jacksonville (12/6/23)
Free Throws Attempted	2	5x, last at BYU (2/13/24)

SINGLE-GAME CAREER HIGHS

Points	13	at Miami (11/10/23)
Rebounds	5	at West Virginia (2/20/24)
Assists	3	3x, last at Kansas State (1/6/24)
Steals	2	4x, last at West Virginia (2/20/24)
Blocks	1	2x, last vs. Jacksonville (12/6/23)
Field Goals Made	5	at Miami (11/10/23)
Field Goals Attempted	7	2x, last at BYU (2/13/24)
3-Point Field Goals Made	3	at Miami (11/10/23)
3-Point Field Goals Attempted	5	at BYU (2/13/24)
Free Throws Made	2	3x, last vs. Jacksonville (12/6/23)
Free Throws Attempted	2	5x, last at BYU (2/13/24)

CAREER STATS

		Field Goals		3-Point		F-Throws		Rebounds				Scoring								
SEASON	TEAM	GP-GS	MIN/AVG	FG-FGA	FG%	3FG-3FGA	3FG%	FT-FTA	FT%	OFF	DEF	TOT	AVG	PF-FO	A	TO	BLK	STL	PTS	AVG
2023-24	UCF	23-0	228/9.9	16-49	.327	9-33	.273	8-11	.727	10	18	28	1.2	10-0	21	10	1	13	49	2.1
TOTAL		23-0	228/9.9	16-49	.327	9-33	.273	8-11	.727	10	18	28	1.2	10-0	21	10	1	13	49	2.1



24 Jaylin Sellers

Guard | Junior | 6-4 | 196
Columbus, Ga. | Carver Montgomery | Ball State

SELLERS NOTEBOOK

- Was the first player in UCF basketball history to earn a Big 12 Conference honor, earning a Co-Newcomer of the Week nod on 11/27/23
- Scored a career-high 34 points against Stetson on 11/26/23
- Earned a career-high five assists against Cal St. Fullerton on 11/16/23
- Talled his first double-double as a Knight with 22 points and 11 rebounds at No. 13 Miami, the third double-double of his career
- Had a remarkable UCF debut, scoring a team-high 23 points on 11/6/23 against FIU; added six rebounds, three assists and two steals on 5-of-12 shooting. The 23 points matched that of UCF's first lottery pick, Taylor Hendricks, in his debut in 2022-23.
- Named to the All-MAC Third Team in 2022-23 after being named to the MAC All-Freshman Team in 2021-22
- Was second on the team in scoring in 2022-23, averaging 13.5 points per game while pulling in 3.7 rebounds per contest and totaling 26 assists
- Shot 49% (144-for-294) from the field and 45% (54-for-120) from the three point line, ranking second in the MAC
- Snagged 21 steals which ranked him third on the team and added 16 blocks, also third on the team
- Had 23 games in which he scored double-digit points, including five where he scored over 20 points
- Recorded two double-doubles last season, scoring 18 points and 14 rebounds against Ind.-South Bend and 15 points and 11 rebounds at Toledo

COLLEGE PATH

21-22: Freshman - Ball State
22-23: Sophomore - Ball State
23-24: Junior - UCF

SOCIAL MEDIA

@rtsjaylin
@JaylinSellers

CAREER HONORS

- Big 12 All-Big 12 Honorable Mention 2023-24
- Big 12 Newcomer of the Week Co-Newcomer: Nov. 27, 2023
- All-MAC Third Team 2022-23
- MAC All-Freshman Team 2021-22

Did You Know?

- Major: General Studies
- Favorite pro athlete: Anthony Edwards
- Favorite pro team: Atlanta Hawks
- Pre-game ritual: Workout and pray before the game
- Favorite movie: Love and Basketball
- Favorite TV show: Martin
- Favorite music artist: Rod Wave
- Favorite food: Hot lemon pepper wings
- Second favorite sport: Football
- Hidden talent: Good at playing football

MISCELLANEOUS

Situation	'23-'24
Led team in scoring	13
Led team in rebounds	5
Led team in assists	2
Led team in blocks	-
Led team in steals	3
Double-Doubles	1
Double Figure Points	27
5+ Rebounds	7
Double Figure Rebounds	1
20-Point Games	6
30-Point Games	1
3+ Three Pointers	8
5+ Assists	1
3+ Steals	4
3+ Blocks	-

GAME-BY-GAME STATS

Opponent	Date	GS	MIN	Total		3-Pointers		Free throws		Rebounds				PF			PTS	AVG			
				FG-FGA	PCT	3FG-3FGA	PCT	FT-FTA	PCT	OFF	DEF	TOT	AVG	A	TO	BLK			STL		
FIU	11/06/2023	*	32:06	8-15	.533	1-4	.250	6-7	.857	2	4	6	6.0	1	2	2	0	3	23	23.0	
at Miami (FL)	11/10/2023	*	34:03	9-21	.429	0-7	.000	4-5	.800	6	5	11	8.5	4	1	3	0	2	22	22.5	
Cal St. Fullerton	11/16/2023	*	29:43	7-12	.583	1-2	.500	0-1	.000	3	2	5	7.3	1	5	2	0	0	15	20.0	
vs South Dakota St.	11/19/2023	*	34:00	5-13	.385	2-7	.286	8-11	.727	1	2	3	6.3	2	1	0	0	2	20	20.0	
vs Charlotte	11/20/2023	*	37:00	7-16	.438	3-7	.429	2-2	1.000	5	1	6	6.2	2	0	2	0	0	19	19.8	
Stetson	11/26/2023	*	38:38	12-16	.750	3-6	.500	7-7	1.000	2	6	8	6.5	2	2	1	0	1	34	22.2	
Lipscomb	12/02/2023	*	29:42	6-15	.400	1-8	.125	3-3	1.000	0	0	0	5.6	3	0	2	0	2	16	21.3	
Jacksonville	12/06/2023	*	27:32	4-10	.400	3-8	.375	5-8	.625	0	2	2	5.1	0	0	1	0	2	16	20.6	
Ole Miss	12/10/2023	*	32:19	3-12	.250	0-5	.000	5-7	.714	2	2	4	5.0	3	1	3	0	4	11	19.6	
Maine	12/18/2023	*	28:01	4-9	.444	0-4	.000	5-6	.833	0	2	2	4.7	2	0	0	0	0	13	18.9	
Florida A&M	12/21/2023	*	31:01	5-16	.313	0-4	.000	5-5	1.000	1	2	3	4.5	1	1	1	0	4	15	18.5	
Bethune-Cookman	12/29/2023	*	26:05	4-9	.444	3-6	.500	8-8	1.000	1	3	4	4.5	1	1	0	0	1	19	18.6	
at Kansas St.	01/06/2024	*	27:42	3-13	.231	2-6	.333	0-0	.000	2	2	4	4.5	3	0	1	1	0	8	17.8	
Kansas	01/10/2024	*	36:13	7-11	.636	4-7	.571	0-0	.000	1	1	2	4.3	1	1	0	0	0	18	17.8	
BYU	01/13/2024	*	37:01	3-12	.250	0-5	.000	7-8	.875	1	0	1	4.1	1	0	0	0	1	13	17.5	
at Texas	01/17/2024	*	33:06	7-12	.583	2-6	.333	8-8	1.000	1	4	5	4.1	1	1	0	0	1	24	17.9	
at Houston	01/20/2024	*	30:13	0-7	.000	0-4	.000	4-4	1.000	2	7	9	4.4	1	1	2	0	0	4	17.1	
West Virginia	01/23/2024	*	26:53	5-11	.455	3-6	.500	5-6	.833	2	3	5	4.4	4	2	3	0	1	18	17.1	
at Cincinnati	01/27/2024	*	32:44	7-14	.500	2-4	.500	3-4	.750	2	0	2	4.3	0	2	2	0	1	19	17.2	
Baylor	01/31/2024	*	38:39	5-14	.357	4-9	.444	0-0	.000	0	2	2	4.2	2	4	1	0	0	14	17.1	
Oklahoma	02/03/2024	*	35:30	3-10	.300	1-4	.250	13-14	.929	1	3	4	4.2	0	0	1	0	3	20	17.2	
at Texas Tech	02/10/2024	*	29:36	5-13	.385	4-6	.667	0-0	.000	0	2	2	4.1	1	1	3	0	0	14	17.0	
at BYU	02/13/2024	*	33:32	7-17	.412	2-8	.250	1-2	.500	1	1	2	4.0	2	2	0	0	1	17	17.0	
Cincinnati	02/17/2024	*	33:39	6-13	.462	1-4	.250	2-2	1.000	0	4	4	4.0	1	0	0	0	0	15	17.0	
at West Virginia	02/20/2024	*	27:14	1-11	.091	1-5	.200	3-4	.750	2	1	3	4.0	1	1	2	1	0	6	16.5	
Texas Tech	02/24/2024	*	26:35	6-11	.545	2-3	.667	1-2	.500	0	1	1	3.8	1	1	0	0	1	15	16.5	
at Oklahoma St.	02/28/2024	*	26:23	4-10	.400	2-3	.667	2-2	1.000	2	0	2	3.8	3	0	2	0	0	12	16.3	
Iowa St.	03/02/2024	*	29:13	6-13	.462	0-5	.000	1-1	1.000	0	0	0	3.6	2	0	1	0	1	13	16.2	
Houston	03/06/2024	*	33:40	3-6	.500	0-3	.000	6-9	.667	1	2	3	3.6	3	3	1	1	1	12	16.0	
at TCU	03/09/2024	*	31:59	6-11	.545	1-3	.333	1-1	1.000	0	1	1	3.5	5	1	1	0	1	14	16.0	
Totals			29	950:02	158-373	.424	48-159	.302	115-137	.839	41	65	106	3.5	54	34	37	3	33	479	16.0

2023-24 GAME HIGHS

Points	34	Stetson (11/26/23)
Rebounds	11	at Miami (11/10/23)
Assists	5	Cal St. Fullerton (11/16/23)
Steals	4	2x, last vs. Florida A&M (12/21/23)
Blocks	1	3x, last Houston (3/6/24)
FGs Made	12	Stetson (11/26/23)
FGs Attempted	21	at Miami (11/10/23)
3-Pt. FGs Made	4	3x, last at Texas Tech (2/10/24)
3-Pt. FGs Attempted	9	Baylor (1/31/24)
FTs Made	13	Oklahoma (2/3/24)
FTs Attempted	14	Oklahoma (2/3/24)

SINGLE-GAME CAREER HIGHS

Points	34	Stetson (11/26/23)
Rebounds	14	Ind.-South Bend (11/19/22)
Assists	5	Cal St. Fullerton (11/16/23)
Steals	4	3x, last vs. Florida A&M (12/21/23)
Blocks	3	Akron (1/6/23)
FGs Made	12	Stetson (11/26/23)
FGs Attempted	21	at Miami (11/10/23)
3-Pt. FGs Made	5	Bowling Green (2/11/23)
3-Pt. FGs Attempted	9	2x, last vs. Baylor (1/31/24)
FTs Made	13	Oklahoma (2/3/24)
FTs Attempted	14	Oklahoma (2/3/24)

CAREER STATS

SEASON	TEAM	GP-GS	MIN/AVG	Field Goals		3-Point		F-Throws		Rebounds				Scoring						
				FG-FGA	FG%	3FG-3FGA	3FG%	FT-FTA	FT%	OFF	DEF	TOT	AVG	PF-FO	A	TO	BLK	STL	PTS	AVG
2021-22	BSU	31-5	588/19.0	81-147	.551	24-54	.444	21-32	.656	15	42	57	1.8	53-0	16	28	7	24	207	6.7
2022-23	BSU	31-30	929/30.0	144-294	.490	54-120	.450	78-103	.757	33	82	115	3.7	78-3	26	49	16	21	420	13.5
2023-24	UCF	30-29	950/31.7	158-373	.424	48-159	.302	115-137	.839	41	65	106	3.5	54-1	34	37	3	33	479	16.0
TOTAL FOR UCF		30-29	950/31.7	158-373	.424	48-159	.302	115-137	.839	41	65	106	3.5	54-1	34	37	3	33	479	16.0
TOTAL		92-64	2466/26.8	383-814	.471	126-333	.378	214-272	.787	89	189	278	3.0	185-4	76	114	26	78	1106	12.0



31 Thierno Sylla

Forward | Sophomore | 6-11 | 216
Conakry, Guinea | Royal Crown Academic School

SYLLA NOTEBOOK

- Recorded the first double-double of his career against Jacksonville on 12/6/23, scoring 20 points while pulling in 11 rebounds and adding two blocks
- Made his first two career starts at the Jacksonville Classic in St. Augustine, Fla., helping UCF to a pair of wins and the tournament title
- Earned a career-high seven rebounds and two assists against Cal St. Fullerton
- Appeared in 27 games, coming off the bench in all of them and playing in 167 minutes in 2022-23, averaging 2.2 points and 1.1 rebounds per game
- Was 23-for-49 (46.9%) from the field, including going 12-of-33 (36.4%) from beyond the three-point arc
- Tallied 11 blocks, four assists and three steals on the season
- Scored a season-high 10 points twice (11/23/22 vs. Evansville, 2/11/23 vs. Tulsa)
- Had four games with two blocks
- Played in a season-high 19:32 of game time vs. Tulsa (2/11)
- Prior to UCF, played at Royal Crown Academic School in Ontario, Canada
- Named Defensive player of the year of the OSBA league along with a 1st team all-star nod as a senior
- Also played soccer, starting as a striker on varsity

COLLEGE PATH

22-23: Freshman - UCF
23-24: Sophomore - UCF

SOCIAL MEDIA

@@isthierno_13

Did You Know?

- Major: Business
- Favorite pro athlete: Kevin Durant
- Favorite pro team: Brooklyn Nets
- Pre-game ritual: Meditate
- Favorite movie: How High
- Favorite TV show: Boondocks
- Favorite music artist: Burna Boy
- Favorite food: Rice and plantains
- Second favorite sport: Soccer
- Favorite off-day activity: Going to the movies
- Hidden talent: Nice at playing soccer

MISCELLANEOUS

Situation	'23-'24
Led team in scoring	1
Led team in rebounds	4
Led team in assists	-
Led team in blocks	5
Led team in steals	-
Double-Doubles	1
Double Figure Points	1
5+ Rebounds	11
Double Figure Rebounds	1
20-Point Games	1
30-Point Games	-
3+ Three Pointers	-
5+ Assists	-
3+ Steals	-
3+ Blocks	-

GAME-BY-GAME STATS

Opponent	Date	GS	MIN	Total		3-Pointers		Free throws		Rebounds				PF	A	TO	BLK	STL	PTS	AVG
				FG-FGA	PCT	3FG-3FGA	PCT	FT-FTA	PCT	OFF	DEF	TOT	AVG							
FIU	11/06/2023		18:00	4-6	.667	1-3	.333	0-0	.000	1	1	2	2.0	2	0	3	0	2	9	9.0
at Miami (FL)	11/10/2023		08:52	1-4	.250	1-3	.333	0-0	.000	0	1	1	1.5	0	0	2	0	0	3	6.0
Cal St. Fullerton	11/16/2023		18:07	3-5	.600	2-3	.667	1-3	.333	0	7	7	3.3	0	2	0	1	0	9	7.0
vs South Dakota St.	11/19/2023	*	15:00	1-4	.250	0-3	.000	0-0	.000	0	5	5	3.8	4	1	0	0	2	2	5.8
vs Charlotte	11/20/2023	*	20:00	1-3	.333	1-2	.500	2-2	1.000	2	4	6	4.2	1	0	1	0	0	5	5.6
Stetson	11/26/2023	*	20:28	3-8	.375	1-4	.250	0-0	.000	1	3	4	4.2	2	0	0	0	0	7	5.8
Lipscomb	12/02/2023	*	21:51	0-8	.000	0-3	.000	0-1	.000	3	5	8	4.7	1	2	0	0	2	0	5.0
Jacksonville	12/06/2023	*	28:25	7-11	.636	2-4	.500	4-5	.800	3	8	11	5.5	2	1	1	2	0	20	6.9
Ole Miss	12/10/2023	*	16:09	0-5	.000	0-3	.000	0-1	.000	1	1	2	5.1	1	0	1	2	0	0	6.1
Maine	12/18/2023	*	20:06	2-6	.333	1-2	.500	0-0	.000	3	4	7	5.3	2	1	2	1	0	5	6.0
Bethune-Cookman	12/29/2023		13:38	3-7	.429	0-2	.000	3-6	.500	4	3	7	5.5	0	0	1	0	0	9	6.3
at Kansas St.	01/06/2024		06:33	1-3	.333	1-2	.500	0-0	.000	0	1	1	5.1	1	0	0	0	1	3	6.0
Kansas	01/10/2024		03:18	0-1	.000	0-0	.000	0-0	.000	0	0	0	4.7	0	0	0	0	0	0	5.5
BYU	01/13/2024		02:49	0-0	.000	0-0	.000	0-0	.000	0	0	0	4.4	1	0	0	0	0	0	5.1
at Texas	01/17/2024		00:12	0-0	.000	0-0	.000	0-0	.000	0	0	0	4.1	1	0	0	0	0	0	4.8
at Houston	01/20/2024		17:01	2-6	.333	2-5	.400	2-2	1.000	2	3	5	4.1	1	0	1	0	0	8	5.0
West Virginia	01/23/2024		17:13	3-10	.300	1-5	.200	2-3	.667	1	3	4	4.1	1	0	0	0	1	9	5.2
at Cincinnati	01/27/2024	*	29:09	3-7	.429	1-2	.500	0-0	.000	1	1	2	4.0	2	0	1	2	0	7	5.3
Baylor	01/31/2024	*	23:22	0-1	.000	0-1	.000	0-0	.000	0	3	3	3.9	1	0	0	2	0	0	5.1
Oklahoma	02/03/2024		10:17	1-1	1.000	0-0	.000	0-0	.000	1	0	1	3.8	1	0	2	0	0	2	4.9
at Texas Tech	02/10/2024		23:33	2-5	.400	0-2	.000	0-0	.000	2	7	9	4.0	2	0	0	1	1	4	4.9
at BYU	02/13/2024		06:59	0-0	.000	0-0	.000	0-0	.000	1	1	2	4.0	0	0	0	0	0	0	4.6
Cincinnati	02/17/2024		08:58	1-2	.500	0-1	.000	0-0	.000	1	1	2	3.9	0	0	0	0	0	2	4.5
at West Virginia	02/20/2024		03:20	0-0	.000	0-0	.000	0-0	.000	0	0	0	3.7	0	0	0	0	0	0	4.3
Texas Tech	02/24/2024		18:30	1-1	1.000	1-1	1.000	0-0	.000	1	6	7	3.8	2	0	0	0	0	3	4.3
at Oklahoma St.	02/28/2024		17:15	1-3	.333	0-1	.000	0-0	.000	1	5	6	3.9	4	1	1	0	0	2	4.2
Iowa St.	03/02/2024		11:59	2-3	.667	0-1	.000	2-2	1.000	1	1	2	3.9	0	0	0	0	0	6	4.3
Houston	03/06/2024		11:45	2-2	1.000	0-0	.000	1-2	.500	2	2	4	3.9	3	0	1	0	0	5	4.3
at TCU	03/09/2024		11:19	0-1	.000	0-1	.000	0-0	.000	1	4	5	3.9	0	0	1	0	0	0	4.1
Totals		9	424:09	44-113	.389	15-54	.278	17-27	.630	33	80	113	3.9	35	8	18	11	9	120	4.1

Player Averages

Games Played	Minutes/game	Points/game	FG Pct	3FG Pct	FT Pct	Rebounds/game	Assists/game	Turnovers/game	Assist/Turnover ratio	Steals/game	Blocks/game
29	14.6	4.1	38.9	27.8	63.0	3.9	0.3	0.6	0.4	0.3	0.4

2023-24 GAME HIGHS

Points	20	Jacksonville (12/6/23)
Rebounds	11	Jacksonville (12/6/23)
Assists	2	2x, last vs. Lipscomb (12/2/23)
Steals	2	3x, last vs. Lipscomb (12/2/23)
Blocks	2	4x, last vs. Baylor (1/31/24)
FGs Made	7	Jacksonville (12/6/23)
FGs Attempted	11	Jacksonville (12/6/23)
3-Pt. FGs Made	2	3x, last at Houston (1/20/24)
3-Pt. FGs Attempted	5	2x, last vs. West Virginia (1/23/24)
FTs Made	4	Jacksonville (12/6/23)
FTs Attempted	6	Bethune-Cookman (12/29/23)

SINGLE-GAME CAREER HIGHS

Points	20	Jacksonville (12/6/23)
Rebounds	11	Jacksonville (12/6/23)
Assists	2	2x, last vs. Lipscomb (12/2/23)
Steals	2	3x, last vs. Lipscomb (12/2/23)
Blocks	2	8x, last vs. Baylor (1/31/24)
Field Goals Made	7	Jacksonville (12/6/23)
Field Goals Attempted	11	Jacksonville (12/6/23)
3-Point Field Goals Made	2	6x, last at Houston (1/20/24)
3-Point Field Goals Attempted	5	2x, last vs. West Virginia (1/23/24)
Free Throws Made	4	Jacksonville (12/6/23)
Free Throws Attempted	6	Bethune-Cookman (12/29/23)

CAREER STATS

SEASON	TEAM	GP-GS	MIN/AVG	Field Goals		3-Point		F-Throws		Rebounds				Scoring						
				FG-FGA	FG%	3FG-3FGA	3FG%	FT-FTA	FT%	OFF	DEF	TOT	AVG	PF	FO	A	TO	BLK	STL	PTS
2022-23	UCF	27-0	168/6.2	23-49	.469	12-33	.364	2-6	.333	10	20	30	1.1	38-1	4	10	11	3	60	2.2
2023-24	UCF	29-9	424/14.6	44-113	.389	15-54	.278	17-27	.630	33	80	113	3.9	35-0	8	18	11	9	120	4.1
TOTAL		56-9	592/10.6	67-162	.414	27-87	.310	19-33	.576	43	100	143	2.6	73-1	12	28	22	12	180	3.2

OVERALL STATISTICS

Game Records

Record	Overall	Home	Away	Neutral
ALL GAMES	16-14	11-7	3-7	2-0
CONFERENCE	7-11	4-5	3-6	0-0
NON-CONFERENCE	9-3	7-2	0-1	2-0

Score by Periods

Team	1st	2nd	OT	TOT
UCF	966	1158	15	2139
Opponents	905	1093	12	2010

Team Box Score

No.	Player	Total			3-Point			F-Throw		Rebounds				Other								
		GP-GS	MIN	AVG	FG-FGA	FG%	3FG-3FGA	3FG%	FT-FTA	FT%	OFF	DEF	TOT	AVG	PF	DQ	A	TO	BLK	STL	PTS	AVG
24	SELLERS, Jaylin	30-29	950:02	31.7	158-373	.424	48-159	.302	115-137	.839	41	65	106	3.5	54	1	34	37	3	33	479	16.0
3	JOHNSON, Darius	30-29	975:11	32.5	140-348	.402	60-160	.375	103-126	.817	15	82	97	3.2	91	5	111	87	2	68	443	14.8
2	ALLEN, Shemarri	28-27	815:41	29.1	77-193	.399	9-40	.225	51-82	.622	28	77	105	3.8	76	4	76	51	18	51	214	7.6
13	VERY, Marchelus	28-2	499:53	17.9	72-185	.389	31-96	.323	36-53	.679	41	68	109	3.9	35	0	20	22	8	18	211	7.5
21	WALKER, C.J.	17-13	379:46	22.3	45-117	.385	6-24	.250	32-49	.653	17	67	84	4.9	33	1	10	22	8	9	128	7.5
11	DIALLO, Ibrahim	29-16	546:40	18.9	66-118	.559	0-0	.000	47-82	.573	59	103	162	5.6	68	4	12	36	53	18	179	6.2
5	PAYNE, Omar	30-14	471:33	15.7	52-88	.591	3-11	.273	23-36	.639	38	76	114	3.8	82	3	17	33	43	17	130	4.3
31	SYLLA, Thierno	29-9	424:09	14.6	44-113	.389	15-54	.278	17-27	.630	33	80	113	3.9	35	0	8	18	11	9	120	4.1
1	JONES, Antwann	21-3	276:37	13.2	32-73	.438	8-27	.296	12-22	.545	9	25	34	1.6	22	0	24	16	2	9	84	4.0
15	HENDRICKS, Tyler	12-0	100:06	8.3	11-25	.440	5-14	.357	7-8	.875	5	11	16	1.3	15	0	2	7	0	2	34	2.8
22	MACHOWSKI, Nils	23-0	228:02	9.9	16-49	.327	9-33	.273	8-11	.727	10	18	28	1.2	10	0	21	10	1	13	49	2.1
4	EMJOBOR, Comeh	9-0	56:20	6.3	7-20	.350	2-6	.333	3-4	.750	1	8	9	1.0	6	0	1	1	0	1	19	2.1
12	LANGFORD JR., DeMarr	22-8	242:01	11.0	14-34	.412	0-1	.000	9-18	.500	16	16	32	1.5	17	0	10	16	1	12	37	1.7
10	MOCKUS, Mintautas	8-0	29:32	3.7	3-9	.333	1-6	.167	0-1	.000	1	5	6	0.8	4	0	1	2	0	1	7	0.9
14	KALINA, Michael	5-0	09:24	1.9	1-3	.333	1-1	1.000	0-0	.000	0	0	0	0.0	0	0	0	2	1	0	3	0.6
20	WARAKULNUKROH, Poohpha	6-0	10:02	1.7	0-3	.000	0-1	.000	2-2	1.000	0	1	1	0.2	1	0	2	0	1	0	2	0.3
0	MAY, Charlie	6-0	10:02	1.7	0-1	.000	0-0	.000	0-0	.000	0	3	3	0.5	2	0	0	1	0	1	0	0.0
Team											53	52	105					25				
Total		30	6025		738-1752	.421	198-633	.313	465-658	.707	367	757	1124	37.5	551	18	349	386	152	262	2139	71.3
Opponents		30	6025		669-1637	.409	206-629	.328	466-643	.725	287	744	1031	34.4	542	19	387	429	96	213	2010	67.0

Team Statistics

	UCF	OPP
Scoring	2139	2010
Points per game	71.3	67.0
Scoring margin	+4.3	-
Field goals-att	738-1752	669-1637
Field goal pct	.421	.409
3 point fg-att	198-633	206-629
3-point FG pct	.313	.328
3-pt FG made per game	6.6	6.9
Free throws-att	465-658	466-643
Free throw pct	.707	.725
F-Throws made per game	15.5	15.5
Rebounds	1124	1031
Rebounds per game	37.5	34.4
Rebounding margin	+3.1	-
Assists	349	387
Assists per game	11.6	12.9
Turnovers	386	429
Turnovers per game	12.9	14.3
Turnover margin	+1.4	-
Assist/turnover ratio	0.9	0.9
Steals	262	213
Steals per game	8.7	7.1
Blocks	152	96
Blocks per game	5.1	3.2
Winning streak	1	-
Home win streak	0	-
Attendance	130076	99152
Home games-Avg/Game	18-7226	10-9915
Neutral site-Avg/Game	-	2-469

Team Results

Date	Opponent	Score	Att.
11/06/2023	FIU	W 85-62	6225
11/10/2023	at Miami (FL)	L 72-88	7972
11/16/2023	Cal St. Fullerton	W 72-44	5322
11/19/2023	vs South Dakota St.	W 83-80	609
11/20/2023	vs Charlotte	Wot 74-71	329
11/26/2023	Stetson	L 82-85	5089
12/02/2023	Lipscomb	W 72-57	5152
12/06/2023	Jacksonville	W 94-52	5278
12/10/2023	Ole Miss	L 68-70	6067
12/18/2023	Maine	W 74-51	5014
12/21/2023	Florida A&M	W 69-56	5066
12/29/2023	Bethune-Cookman	W 98-54	5188
01/06/2024	at Kansas St.	L 52-77	9698
01/10/2024	Kansas	W 65-60	9469
01/13/2024	BYU	L 58-63	9137
01/17/2024	at Texas	W 77-71	11235
01/20/2024	at Houston	L 42-57	7184
01/23/2024	West Virginia	W 72-59	8882
01/27/2024	at Cincinnati	L 57-68	12112
01/31/2024	Baylor	L 69-77	8683
02/03/2024	Oklahoma	W 74-63	9387
02/10/2024	at Texas Tech	L 59-66	13715
02/13/2024	at BYU	L 88-90	15590
02/17/2024	Cincinnati	L 74-76	8624
02/20/2024	at West Virginia	L 67-77	9569
02/24/2024	Texas Tech	W 75-61	8711
02/28/2024	at Oklahoma St.	W 77-71	5044
03/02/2024	Iowa St.	L 52-60	9392
03/06/2024	Houston	L 59-67	9390
03/09/2024	at TCU	W 79-77	7033



CONFERENCE STATISTICS

Game Records

Record	Overall	Home	Away	Neutral
ALL GAMES	7-11	4-5	3-6	0-0
CONFERENCE	7-11	4-5	3-6	0-0
NON-CONFERENCE	0-0	0-0	0-0	0-0

Score by Periods

Team	1st	2nd	OT	TOT
UCF	547	649	0	1196
Opponents	598	642	0	1240

Team Box Score

No.	Player	Total			3-Point			F-Throw		Rebounds				PF DQ A			TO BLK STL			PTS	AVG	
		GP-GS	MIN	AVG	FG-FGA	FG%	3FG-3FGA	3FG%	FT-FTA	FT%	OFF	DEF	TOT	AVG	PF	DQ	A	TO	BLK			STL
3	JOHNSON, Darius	18-18	603:26	33.5	83-214	.388	38-101	.376	68-81	.840	11	50	61	3.4	62	5	68	50	1	46	272	15.1
24	SELLERS, Jaylin	18-17	569:52	31.7	84-209	.402	31-91	.341	57-67	.851	18	34	52	2.9	32	1	20	20	3	12	256	14.2
21	WALKER, C.J.	15-13	350:59	23.4	41-103	.398	6-20	.300	29-45	.644	15	60	75	5.0	33	1	7	18	8	8	117	7.8
2	ALLEN, Shemarri	16-16	479:26	30.0	42-108	.389	4-21	.190	35-55	.636	17	39	56	3.5	46	3	46	30	11	34	123	7.7
11	DIALLO, Ibrahima	17-16	331:53	19.5	39-75	.520	0-0	.000	26-41	.634	34	55	89	5.2	46	3	8	23	26	9	104	6.1
13	AVERY, Marchelus	18-1	269:54	15.0	32-97	.330	12-54	.222	22-31	.710	28	36	64	3.6	19	0	9	16	2	7	98	5.4
1	JONES, Antwann	17-3	234:45	13.8	27-62	.435	6-23	.261	9-14	.643	6	20	26	1.5	18	0	19	14	2	9	69	4.1
5	PAYNE, Omar	18-2	287:60	16.0	30-54	.556	1-9	.111	5-12	.417	21	45	66	3.7	47	1	8	23	27	6	66	3.7
31	SYLLA, Thierno	18-2	223:33	12.4	19-46	.413	6-22	.273	7-9	.778	15	38	53	2.9	20	0	1	7	5	3	51	2.8
22	MACHOWSKI, Nils	11-0	90:47	8.3	7-19	.368	3-14	.214	1-3	.333	7	7	14	1.3	6	0	7	2	0	8	18	1.6
4	EMUOBOR, Comeh	2-0	06:04	3.0	1-2	.500	0-0	.000	1-2	.500	0	2	2	1.0	0	0	0	0	0	0	3	1.5
12	LANGFORD JR., DeMarr	14-2	120:28	8.6	5-13	.385	0-1	.000	4-8	.500	9	8	17	1.2	7	0	1	9	0	3	14	1.0
10	MOCKUS, Mintautas	2-0	09:11	4.6	1-1	1.000	0-0	.000	0-0	.000	0	1	1	0.5	1	0	1	0	0	0	2	1.0
15	HENDRICKS, Tyler	4-0	21:42	5.4	0-3	.000	0-1	.000	3-3	1.000	1	4	5	1.3	1	0	0	1	0	0	3	0.8
Team											22	30	52				17					
Total		18	3600		411-1006	.409	107-357	.300	267-371	.720	204	429	633	35.2	338	14	195	230	85	145	1196	66.4
Opponents		18	3600		415-979	.424	131-387	.339	279-388	.719	179	447	626	34.8	307	11	255	224	57	114	1240	68.9

Team Statistics

	UCF	OPP
Scoring	1196	1240
Points per game	66.4	68.9
Scoring margin	-2.4	-
Field goals-att	411-1006	415-979
Field goal pct	.409	.424
3 point fg-att	107-357	131-387
3-point FG pct	.300	.339
3-pt FG made per game	5.9	7.3
Free throws-att	267-371	279-388
Free throw pct	.720	.719
F-Throws made per game	14.8	15.5
Rebounds	633	626
Rebounds per game	35.2	34.8
Rebounding margin	+0.4	-
Assists	195	255
Assists per game	10.8	14.2
Turnovers	230	224
Turnovers per game	12.8	12.4
Turnover margin	-0.3	-
Assist/turnover ratio	0.8	1.1
Steals	145	114
Steals per game	8.1	6.3
Blocks	85	57
Blocks per game	4.7	3.2
Winning streak	1	-
Home win streak	0	-
Attendance	81675	91180
Home games-Avg/Game	9-9075	9-10131
Neutral site-Avg/Game	-	0-0

Team Results

Date	Opponent		Score	Att.
01/06/2024	at Kansas St.	L	52-77	9698
01/10/2024	Kansas	W	65-60	9469
01/13/2024	BYU	L	58-63	9137
01/17/2024	at Texas	W	77-71	11235
01/20/2024	at Houston	L	42-57	7184
01/23/2024	West Virginia	W	72-59	8882
01/27/2024	at Cincinnati	L	57-68	12112
01/31/2024	Baylor	L	69-77	8683
02/03/2024	Oklahoma	W	74-63	9387
02/10/2024	at Texas Tech	L	59-66	13715
02/13/2024	at BYU	L	88-90	15590
02/17/2024	Cincinnati	L	74-76	8624
02/20/2024	at West Virginia	L	67-77	9569
02/24/2024	Texas Tech	W	75-61	8711
02/28/2024	at Oklahoma St.	W	77-71	5044
03/02/2024	Iowa St.	L	52-60	9392
03/06/2024	Houston	L	59-67	9390
03/09/2024	at TCU	W	79-77	7033

LAST 5 STATISTICS

Game Records

Record	Overall	Home	Away	Neutral
ALL GAMES	3-2	1-2	2-0	0-0
CONFERENCE	3-2	1-2	2-0	0-0
NON-CONFERENCE	0-0	0-0	0-0	0-0

Score by Periods

Team	1st	2nd	OT	TOT
UCF	170	172	0	342
Opponents	174	162	0	336

Team Box Score

No.	Player				Total		3-Point		F-Throw		Rebounds											
		GP-GS	MIN	AVG	FG-FGA	FG%	3FG-3FGA	3FG%	FT-FTA	FT%	OFF	DEF	TOT	AVG	PF	DQ	A	TO	BLK	STL	PTS	AVG
3	JOHNSON, Darius	5-5	169:04	33.8	26-63	.413	11-29	.379	25-29	.862	6	18	24	4.8	17	1	13	12	0	13	88	17.6
24	SELLERS, Jaylin	5-5	147:51	29.6	25-51	.490	5-17	.294	11-15	.733	3	4	7	1.4	14	1	5	5	1	4	66	13.2
21	WALKER, C.J.	5-5	114:50	23.0	15-35	.429	4-6	.667	13-17	.765	2	21	23	4.6	14	1	3	7	1	4	47	9.4
2	ALLEN, Shemarri	5-5	155:54	31.2	13-29	.448	0-2	.000	19-27	.704	3	12	15	3.0	13	1	13	10	2	10	45	9.0
11	DIALLO, Ibrahima	5-5	103:22	20.7	15-23	.652	0-0	.000	5-11	.455	9	10	19	3.8	15	1	1	12	6	4	35	7.0
5	PAYNE, Omar	5-0	68:53	13.8	7-13	.538	0-1	.000	3-4	.750	5	11	16	3.2	12	0	3	12	4	2	17	3.4
31	SYLLA, Thierno	5-0	70:48	14.2	6-10	.600	1-4	.250	3-4	.750	6	18	24	4.8	9	0	1	3	0	0	16	3.2
1	JONES, Antwann	5-0	51:04	10.2	4-11	.364	0-4	.000	5-8	.625	0	6	6	1.2	5	0	3	5	0	0	13	2.6
13	AVERY, Marchelus	5-0	52:58	10.6	3-14	.214	1-8	.125	4-5	.800	6	3	9	1.8	5	0	3	2	0	1	11	2.2
12	LANGFORD JR., DeMarr	5-0	65:17	13.1	2-7	.286	0-0	.000	0-0	.000	6	5	11	2.2	4	0	0	5	0	3	4	0.8
Team											9	10	19				5					
Total		5	1000		116-256	.453	22-71	.310	88-120	.733	55	118	173	34.6	108	5	45	78	14	41	342	68.4
Opponents		5	1000		111-267	.416	34-113	.301	80-119	.672	51	101	152	30.4	101	5	66	64	9	38	336	67.2

Team Statistics

	UCF	OPP
Scoring	342	336
Points per game	68.4	67.2
Scoring margin	+1.2	-
Field goals-att	116-256	111-267
Field goal pct	.453	.416
3 point fg-att	22-71	34-113
3-point FG pct	.310	.301
3-pt FG made per game	4.4	6.8
Free throws-att	88-120	80-119
Free throw pct	.733	.672
F-Throws made per game	17.6	16.0
Rebounds	173	152
Rebounds per game	34.6	30.4
Rebounding margin	+4.2	-
Assists	45	66
Assists per game	9.0	13.2
Turnovers	78	64
Turnovers per game	15.6	12.8
Turnover margin	-2.8	-
Assist/turnover ratio	0.6	1.0
Steals	41	38
Steals per game	8.2	7.6
Blocks	14	9
Blocks per game	2.8	1.8
Winning streak	1	-
Home win streak	0	-
Attendance	27493	12077
Home games-Avg/Game	3-9164	2-6039
Neutral site-Avg/Game	-	0-0

Team Results

Date	Opponent		Score	Att.
02/24/2024	Texas Tech	W	75-61	8711
02/28/2024	at Oklahoma St.	W	77-71	5044
03/02/2024	Iowa St.	L	52-60	9392
03/06/2024	Houston	L	59-67	9390
03/09/2024	at TCU	W	79-77	7033

UCF GAME-BY-GAME STATISTICS

Opponent	Date	Score	W/L	Total		3-Pointers		Free throws		Rebounds				Other				PTS	AVG	
				FG-FGA	PCT	3FG-3FGA	PCT	FT-FTA	PCT	OFF	DEF	TOT	AVG	PF	A	TO	BLK			STL
FIU	11/06/2023	85-62	W	31-62	.500	7-24	.292	16-23	.696	13	24	37	37.0	21	16	18	5	16	85	85.0
at Miami (FL)	11/10/2023	72-88	L	30-73	.411	5-20	.250	7-11	.636	17	21	38	37.5	24	6	18	2	7	72	78.5
Cal St. Fullerton	11/16/2023	83-44	W	27-58	.466	9-21	.429	9-18	.500	8	32	40	38.3	15	15	10	8	7	83	76.3
vs South Dakota St.	11/19/2023	82-80	W	29-59	.492	7-24	.292	18-24	.750	5	24	29	36.0	21	13	5	6	12	82	78.0
vs Charlotte	11/20/2023	74-71	W	25-67	.373	5-20	.250	19-24	.792	17	34	51	39.0	16	7	14	10	8	74	77.2
Stetson	11/26/2023	82-85	L	27-62	.435	6-18	.333	22-28	.786	12	23	35	38.3	21	14	13	3	4	82	78.0
Lipscomb	12/02/2023	72-57	W	27-67	.403	9-28	.321	9-13	.692	14	30	44	39.1	15	9	16	3	9	72	77.1
Jacksonville	12/06/2023	94-52	W	31-65	.477	15-33	.455	17-29	.586	17	35	52	40.8	18	17	8	8	11	94	79.3
Ole Miss	12/10/2023	68-70	L	21-57	.368	4-22	.182	22-34	.647	18	21	39	40.6	22	11	14	6	13	68	78.0
Maine	12/18/2023	74-51	W	26-56	.464	8-19	.421	14-23	.609	10	33	43	40.8	16	14	9	8	4	74	77.6
Florida A&M	12/21/2023	69-56	W	21-53	.396	8-24	.333	19-27	.704	12	22	34	40.2	13	10	13	5	12	69	76.8
Bethune-Cookman	12/29/2023	98-54	W	32-67	.478	8-23	.348	26-33	.788	20	29	49	40.9	11	22	18	3	14	98	78.6
at Kansas St.	01/06/2024	52-77	L	22-65	.338	5-21	.238	3-5	.600	16	20	36	40.5	20	12	13	6	7	52	76.5
Kansas	01/10/2024	65-60	W	22-52	.423	7-20	.350	14-18	.778	9	19	28	39.6	13	12	13	7	8	65	75.7
BYU	01/13/2024	58-63	L	17-58	.293	3-18	.167	21-33	.636	17	27	44	39.9	18	6	11	5	8	58	74.5
at Texas	01/17/2024	77-71	W	29-57	.509	7-23	.304	12-15	.800	12	25	37	39.8	14	14	15	5	7	77	74.7
at Houston	01/20/2024	42-57	L	7-44	.159	4-21	.190	24-33	.727	11	30	41	39.8	16	5	15	3	6	42	72.8
West Virginia	01/23/2024	72-59	W	22-59	.373	7-22	.318	21-25	.840	11	34	45	40.1	12	15	11	7	10	72	72.7
at Cincinnati	01/27/2024	57-68	L	21-58	.362	8-18	.444	7-9	.778	12	17	29	39.5	18	10	14	4	8	57	71.9
Baylor	01/31/2024	69-77	L	27-50	.540	14-27	.519	1-7	.143	8	21	29	39.0	19	17	16	3	6	69	71.8
Oklahoma	02/03/2024	74-63	W	20-48	.417	6-20	.300	28-32	.875	8	25	33	38.7	18	11	11	9	12	74	71.9
at Texas Tech	02/10/2024	59-66	L	23-63	.365	5-24	.208	8-12	.667	12	25	37	38.6	17	11	8	2	5	59	71.3
at BYU	02/13/2024	88-90	L	34-67	.507	6-22	.273	14-26	.538	12	20	32	38.3	27	12	9	5	10	88	72.0
Cincinnati	02/17/2024	74-76	L	28-59	.475	4-12	.333	14-18	.778	8	25	33	38.1	17	14	9	5	8	74	72.1
at West Virginia	02/20/2024	67-77	L	23-70	.329	9-38	.237	12-18	.667	13	23	36	38.0	21	11	7	10	9	67	71.9
Texas Tech	02/24/2024	75-61	W	27-58	.466	6-12	.500	15-19	.789	9	27	36	38.0	16	10	8	3	11	75	72.0
at Oklahoma St.	02/28/2024	77-71	W	22-52	.423	6-16	.375	27-36	.750	14	26	40	38.0	26	7	17	1	7	77	72.2
Iowa St.	03/02/2024	52-60	L	20-47	.426	1-19	.053	11-18	.611	11	20	31	37.8	23	5	22	0	10	52	71.5
Houston	03/06/2024	59-67	L	20-44	.455	3-10	.300	16-23	.696	10	22	32	37.6	19	10	18	5	7	59	71.0
at TCU	03/09/2024	79-77	W	27-55	.491	6-14	.429	19-24	.792	11	23	34	37.5	24	13	13	5	6	79	71.3
Total		2139		738-1752	.421	198-633	.313	465-658	.707	367	757	1124	37.5	551	349	386	152	262	2139	71.3
Opponents		2010		669-1637	.409	206-629	.328	466-643	.725	287	744	1031	34.4	542	387	429	96	213	2010	67.0

UCF Averages

Games Played	Points/game	FG Pct	3FG Pct	FT Pct	Rebounds/game	Assists/game	Turnovers/game	Assist/Turnover ratio	Steals/game	Blocks/game
30	71.3	42.1	31.3	70.7	37.5	11.6	12.9	0.9	8.7	5.1

MISCELLANEOUS GAME-BY-GAME STATISTICS

Date	Opp.	W/L Score	Points in Paint			Pts Off 10s			2nd Chance Pts			Fast Break Pts			Bench					
			UCF	Opp.	Diff.	UCF	Opp.	Diff.	UCF	Opp.	Diff.	UCF	Opp.	Diff.	UCF	Opp.	Diff.			
Nov. 6	FIU	W, 85-62	46	26	+20	22	18	+4	20	5	+15	21	24	-3	30	29	+1			
Nov. 10	at #13 Miami	L, 88-72	46	30	+16	10	23	-13	18	9	+9	2	29	-27	27	8	+19			
Nov. 16	Cal St. Fullerton	W, 72-44	30	18	+12	13	13	0	8	2	+6	11	11	0	41	7	+34			
Nov. 19	vs. South Dakota St.	W, 83-80	32	18	+14	25	6	+19	2	10	-8	2	7	-5	33	17	+16			
Nov. 20	vs. Charlotte	W, 74-71; OT	36	38	-2	12	15	-3	15	7	+8	8	10	-2	17	15	+2			
Nov. 26	Stetson	L, 85-82	40	22	+18	21	12	+9	8	4	+4	17	24	-7	11	17	-6			
Dec. 2	Lipscomb	W, 72-57	34	14	+20	24	12	+12	11	0	+11	13	10	+3	23	4	+19			
Dec. 6	Jacksonville	W, 94-52	28	20	+8	19	4	+15	23	15	+8	14	4	+10	38	22	+16			
Dec. 10	Ole Miss	L, 70-68	32	20	+12	14	15	-1	12	7	+5	15	15	0	12	22	-10			
Dec. 18	Maine	W, 74-51	34	36	-2	11	7	+4	8	16	-8	16	11	+5	42	31	+11			
Dec. 21	Florida A&M	W, 69-56	24	32	-8	24	13	+11	8	4	+4	6	9	-3	22	26	-4			
Dec. 29	Bethune-Cookman	W, 98-54	44	24	+20	37	12	+25	13	4	+9	37	12	+25	51	7	+44			
Jan. 6	at Kansas State	L, 77-52	24	32	-8	16	17	-1	11	16	-5	4	8	-4	22	10	+12			
Jan. 10	#3/3 Kansas	W, 65-60	26	32	-6	18	12	+6	15	12	+3	6	13	-7	8	17	-9			
Jan. 13	#18/17 BYU	L, 63-58	22	22	0	12	8	+4	9	12	-3	9	5	+4	1	17	-16			
Jan. 17	at Texas	W, 77-71	34	22	+12	19	11	+8	15	5	+10	12	11	+1	34	7	+27			
Jan. 20	at #5/5 Houston	L, 57-42	6	24	-18	5	15	-10	8	8	0	9	10	-1	26	15	+11			
Jan. 23	West Virginia	W, 72-59	26	16	+10	18	5	+13	13	7	+6	24	6	+18	25	38	-13			
Jan. 27	at Cincinnati	L, 68-57	20	36	-16	12	16	-4	14	10	+4	11	18	-7	29	4	+25			
Jan. 31	#18/18 Baylor	L, 77-69	16	30	-14	6	14	-8	11	15	-4	8	10	-2	18	32	-14			
Feb. 3	#23/24 Oklahoma	W, 74-63	26	28	-2	16	11	+5	9	4	+5	17	9	+8	11	34	-23			
Feb. 10	at #23/23 Texas Tech	L, 66-59	30	28	+2	8	7	+1	15	14	+1	8	2	+6	21	13	+8			
Feb. 13	at #19/17 BYU	L, 90-88	46	26	+20	27	9	+18	18	6	+12	19	4	+15	36	32	+4			
Feb. 17	Cincinnati	L, 76-74	36	36	0	14	19	-5	8	12	-4	13	10	+3	18	21	-3			
Feb. 20	at West Virginia	L, 77-67	20	26	-6	7	10	-3	13	7	+6	13	11	+2	15	9	+6			
Feb. 24	#23/23 Texas Tech	W, 75-61	32	12	+20	17	8	+9	9	9	0	13	15	-2	21	13	+8			
Feb. 28	at Oklahoma State	W, 77-71	26	32	-6	10	21	-11	17	9	+8	5	8	-3	17	19	-2			
Mar. 2	#8/6 Iowa State	L, 60-52	36	20	+16	14	22	-8	11	5	-6	7	10	-3	9	14	-5			
Mar. 6	#1/1 Houston	L, 67-59	28	32	-4	4	22	-18	10	20	-10	14	3	+11	5	0	+5			
Mar. 9	at TCU	W, 79-77	32	26	+6	16	17	-1	13	14	-1	11	15	-4	9	34	-25			
Mar. 12	vs. Oklahoma State																			
TOTALS			912	778	+134	471	394	+77	365	268	+85	365	334	+31	672	534	+138			

OPPONENT GAME-BY-GAME STATISTICS

Opponent	Date	Score	W	Total		3-Pointers		Free throws		Rebounds				PF	A	TO	BLK	STL	PTS	AVG
				FG-FGA	PCT	3FG-3FGA	PCT	FT-FTA	PCT	OFF	DEF	TOT	AVG							
FIU	11/06/2023	85-62	W	17-47	.362	4-18	.222	24-32	.750	9	21	30	30.0	18	10	24	2	11	62	62.0
at Miami (FL)	11/10/2023	72-88	L	26-51	.510	10-21	.476	26-30	.867	6	28	34	32.0	16	13	18	11	14	88	75.0
Cal St. Fullerton	11/16/2023	72-44	W	12-51	.235	3-19	.158	17-21	.810	9	26	35	33.0	18	6	15	1	6	44	64.7
vs South Dakota St.	11/19/2023	83-80	W	24-54	.444	12-28	.429	20-29	.690	12	28	40	34.8	20	12	16	3	3	80	68.5
vs Charlotte	11/20/2023	74-71	Wot	28-66	.424	4-14	.286	11-16	.688	8	28	36	35.0	21	13	10	4	6	71	69.0
Stetson	11/26/2023	82-85	L	25-53	.472	13-30	.433	22-24	.917	6	26	32	34.5	22	17	17	2	6	85	71.7
Lipscomb	12/02/2023	72-57	W	20-52	.385	9-24	.375	8-15	.533	4	27	31	34.0	14	13	20	2	9	57	69.6
Jacksonville	12/06/2023	94-52	W	20-66	.303	4-20	.200	8-16	.500	16	24	40	34.8	21	7	14	0	5	52	67.4
Ole Miss	12/10/2023	68-70	L	20-45	.444	6-15	.400	24-34	.706	7	22	29	34.1	23	11	15	6	8	70	67.7
Maine	12/18/2023	74-51	W	22-64	.344	1-19	.053	6-12	.500	13	26	39	34.6	19	10	9	2	7	51	66.0
Florida A&M	12/21/2023	69-56	W	22-50	.440	5-18	.278	7-11	.636	7	24	31	34.3	21	14	21	3	10	56	65.1
Bethune-Cookman	12/29/2023	98-54	W	18-59	.305	4-16	.250	14-15	.933	11	17	28	33.8	22	6	26	3	14	54	64.2
at Kansas St.	01/06/2024	52-77	L	25-58	.431	9-24	.375	18-23	.783	13	27	40	34.2	12	18	12	6	9	77	65.2
Kansas	01/10/2024	65-60	W	24-47	.511	6-18	.333	6-11	.545	8	24	32	34.1	15	20	18	2	6	60	64.8
BYU	01/13/2024	58-63	L	21-52	.404	9-26	.346	12-17	.706	6	32	38	34.3	22	12	13	5	3	63	64.7
at Texas	01/17/2024	77-71	W	27-54	.500	10-26	.385	7-12	.583	4	18	22	33.6	13	17	11	1	10	71	65.1
at Houston	01/20/2024	42-57	L	20-58	.345	6-18	.333	11-16	.688	10	32	42	34.1	23	12	8	7	11	57	64.6
West Virginia	01/23/2024	72-59	W	21-58	.362	11-28	.393	6-10	.600	6	28	34	34.1	18	14	11	7	4	59	64.3
at Cincinnati	01/27/2024	57-68	L	24-52	.462	3-14	.214	17-25	.680	14	25	39	34.3	12	15	12	3	3	68	64.5
Baylor	01/31/2024	69-77	L	24-51	.471	9-20	.450	20-25	.800	8	18	26	33.9	12	19	9	3	8	77	65.1
Oklahoma	02/03/2024	74-63	W	20-54	.370	5-16	.313	18-22	.818	11	22	33	33.9	20	10	15	2	5	63	65.0
at Texas Tech	02/10/2024	59-66	L	23-60	.383	7-21	.333	13-15	.867	14	30	44	34.3	11	14	10	2	5	66	65.0
at BYU	02/13/2024	88-90	L	21-47	.447	8-23	.348	40-46	.870	9	28	37	34.4	19	12	17	2	4	90	66.1
Cincinnati	02/17/2024	74-76	L	28-67	.418	7-26	.269	13-21	.619	18	27	45	34.9	15	11	11	3	6	76	66.5
at West Virginia	02/20/2024	67-77	L	26-54	.481	7-14	.500	18-26	.692	7	35	42	35.2	14	15	13	5	2	77	67.0
Texas Tech	02/24/2024	75-61	W	20-54	.370	8-28	.286	13-20	.650	10	26	36	35.2	17	12	14	2	4	61	66.7
at Oklahoma St.	02/28/2024	77-71	W	21-52	.404	5-20	.250	24-30	.800	7	20	27	34.9	28	8	12	3	8	71	66.9
Iowa St.	03/02/2024	52-60	L	21-46	.457	5-21	.238	13-19	.684	6	20	26	34.6	18	16	17	1	9	60	66.6
Houston	03/06/2024	59-67	L	25-58	.431	8-24	.333	9-18	.500	16	15	31	34.4	18	11	10	3	9	67	66.7
at TCU	03/09/2024	79-77	W	24-57	.421	8-20	.400	21-32	.656	12	20	32	34.4	20	19	11	0	8	77	67.0
Total		2010		669-1637	.409	206-629	.328	466-643	.725	287	744	1031	34.4	542	387	429	96	213	2010	67.0
UCF		2139		738-1752	.421	198-633	.313	465-658	.707	367	757	1124	37.5	551	349	386	152	262	2139	71.3

Opponents Averages

Games Played	Points/game	FG Pct	3FG Pct	FT Pct	Rebounds/game	Assists/game	Turnovers/game	Assist/Turnover ratio	Steals/game	Blocks/game
30	67.0	40.9	32.8	72.5	34.4	12.9	14.3	0.9	7.1	3.2

LEADERS

Points

##	Player	G	Pts	Pts/G
24	Sellers, Jaylin	30	479	16.0
3	Johnson, Darius	30	443	14.8
2	Allen, Shemarri	28	214	7.6
13	Avery, Marchelus	28	211	7.5
11	Diallo, Ibrahima	29	179	6.2
5	Payne, Omar	30	130	4.3
21	Walker, C.J.	17	128	7.5
31	Sylla, Thierno	29	120	4.1
1	Jones, Antwann	21	84	4.0
22	Machowski, Nils	23	49	2.1
12	Langford Jr., DeMarr	22	37	1.7
15	Hendricks, Tyler	12	34	2.8
4	Emuobor, Comeh	9	19	2.1
10	Mockus, Mintautas	8	7	0.9
14	Kalina, Michael	5	3	0.6
20	Warakulnukroh, Poohpha	6	2	0.3

Scoring Average

##	Player	G	Pts	Pts/G
24	Sellers, Jaylin	30	479	16.0
3	Johnson, Darius	30	443	14.8
2	Allen, Shemarri	28	214	7.6
13	Avery, Marchelus	28	211	7.5
21	Walker, C.J.	17	128	7.5
11	Diallo, Ibrahima	29	179	6.2
5	Payne, Omar	30	130	4.3
31	Sylla, Thierno	29	120	4.1
1	Jones, Antwann	21	84	4.0
15	Hendricks, Tyler	12	34	2.8
22	Machowski, Nils	23	49	2.1
4	Emuobor, Comeh	9	19	2.1
12	Langford Jr., DeMarr	22	37	1.7
10	Mockus, Mintautas	8	7	0.9
14	Kalina, Michael	5	3	0.6
20	Warakulnukroh, Poohpha	6	2	0.3

Field Goal Percentage

##	Player	FG	Att	Pct
5	Payne, Omar	52	88	.591
11	Diallo, Ibrahima	66	118	.559
15	Hendricks, Tyler	11	25	.440
1	Jones, Antwann	32	73	.438
24	Sellers, Jaylin	158	373	.424
12	Langford Jr., DeMarr	14	34	.412
3	Johnson, Darius	140	348	.402
2	Allen, Shemarri	77	193	.399
31	Sylla, Thierno	44	113	.389
13	Avery, Marchelus	72	185	.389
21	Walker, C.J.	45	117	.385
4	Emuobor, Comeh	7	20	.350
10	Mockus, Mintautas	3	9	.333
14	Kalina, Michael	1	3	.333
22	Machowski, Nils	16	49	.327

Field Goal Attempts

##	Player	G	Att	Att/G
24	Sellers, Jaylin	30	373	12.4
3	Johnson, Darius	30	348	11.6
2	Allen, Shemarri	28	193	6.9
13	Avery, Marchelus	28	185	6.6
11	Diallo, Ibrahima	29	118	4.1

Field Goals Made

##	Player	G	Made	Made/G
24	Sellers, Jaylin	30	158	5.3
3	Johnson, Darius	30	140	4.7
2	Allen, Shemarri	28	77	2.8
13	Avery, Marchelus	28	72	2.6
11	Diallo, Ibrahima	29	66	2.3

LEADERS
3-Point FG Percentage

##	Player	3FG	Att	Pct
14	Kalina, Michael	1	1	1.000
3	Johnson, Darius	60	160	.375
15	Hendricks, Tyler	5	14	.357
4	Emuobor, Comeh	2	6	.333
13	Avery, Marchelus	31	96	.323
24	Sellers, Jaylin	48	159	.302
1	Jones, Antwann	8	27	.296
31	Sylla, Thierno	15	54	.278
5	Payne, Omar	3	11	.273
22	Machowski, Nils	9	33	.273
21	Walker, C.J.	6	24	.250
2	Allen, Shemarri	9	40	.225
10	Mockus, Mintautas	1	6	.167

3-Point FG Attempts

##	Player	G	Att	Att/G
3	Johnson, Darius	30	160	5.3
24	Sellers, Jaylin	30	159	5.3
13	Avery, Marchelus	28	96	3.4
31	Sylla, Thierno	29	54	1.9
2	Allen, Shemarri	28	40	1.4

3-Point FG Made

##	Player	G	Made	Made/G
3	Johnson, Darius	30	60	2.0
24	Sellers, Jaylin	30	48	1.6
13	Avery, Marchelus	28	31	1.1
31	Sylla, Thierno	29	15	0.5
2	Allen, Shemarri	28	9	0.3

Free Throw Percentage

##	Player	Made	Att	Pct
20	Warakulnukroh, Poohpha	2	2	1.000
15	Hendricks, Tyler	7	8	.875
24	Sellers, Jaylin	115	137	.839
3	Johnson, Darius	103	126	.817
4	Emuobor, Comeh	3	4	.750
22	Machowski, Nils	8	11	.727
13	Avery, Marchelus	36	53	.679
21	Walker, C.J.	32	49	.653
5	Payne, Omar	23	36	.639
31	Sylla, Thierno	17	27	.630
2	Allen, Shemarri	51	82	.622
11	Diallo, Ibrahima	47	82	.573
1	Jones, Antwann	12	22	.545
12	Langford Jr., DeMarr	9	18	.500

Free Throw Attempts

##	Player	G	Att	Att/G
24	Sellers, Jaylin	30	137	4.6
3	Johnson, Darius	30	126	4.2
2	Allen, Shemarri	28	82	2.9
11	Diallo, Ibrahima	29	82	2.8
13	Avery, Marchelus	28	53	1.9

Free Throws Made

##	Player	G	Made	Made/G
24	Sellers, Jaylin	30	115	3.8
3	Johnson, Darius	30	103	3.4
2	Allen, Shemarri	28	51	1.8
11	Diallo, Ibrahima	29	47	1.6
13	Avery, Marchelus	28	36	1.3

Rebounds

##	Player	G	Reb	Reb/G
11	Diallo, Ibrahima	29	162	5.6
5	Payne, Omar	30	114	3.8
31	Sylla, Thierno	29	113	3.9
13	Avery, Marchelus	28	109	3.9
24	Sellers, Jaylin	30	106	3.5

Assists

##	Player	G	Ast	Ast/G
3	Johnson, Darius	30	111	3.7
2	Allen, Shemarri	28	76	2.7
24	Sellers, Jaylin	30	34	1.1
1	Jones, Antwann	21	24	1.1
22	Machowski, Nils	23	21	0.9

Rebounds Average

##	Player	G	Reb	Reb/G
11	Diallo, Ibrahima	29	162	5.6
21	Walker, C.J.	17	84	4.9
31	Sylla, Thierno	29	113	3.9
13	Avery, Marchelus	28	109	3.9
5	Payne, Omar	30	114	3.8

Steals

##	Player	G	Stl	Stl/G
3	Johnson, Darius	30	68	2.3
2	Allen, Shemarri	28	51	1.8
24	Sellers, Jaylin	30	33	1.1
13	Avery, Marchelus	28	18	0.6
11	Diallo, Ibrahima	29	18	0.6

LEADERS

Offensive Rebounds

##	Player	G	OReb	OReb/G
11	Diallo, Ibrahima	29	59	2.0
24	Sellers, Jaylin	30	41	1.4
13	Avery, Marchelus	28	41	1.5
5	Payne, Omar	30	38	1.3
31	Sylla, Thierno	29	33	1.1

Blocked Shots

##	Player	G	Blk	Blk/G
11	Diallo, Ibrahima	29	53	1.8
5	Payne, Omar	30	43	1.4
2	Allen, Shemarri	28	18	0.6
31	Sylla, Thierno	29	11	0.4
13	Avery, Marchelus	28	8	0.3

Defensive Rebounds

##	Player	G	DReb	DReb/G
11	Diallo, Ibrahima	29	103	3.6
3	Johnson, Darius	30	82	2.7
31	Sylla, Thierno	29	80	2.8
2	Allen, Shemarri	28	77	2.8
5	Payne, Omar	30	76	2.5

Minutes

##	Player	G	Min	Min/G
3	Johnson, Darius	30	975	32:30
24	Sellers, Jaylin	30	950	31:40
2	Allen, Shemarri	28	816	29:08
11	Diallo, Ibrahima	29	547	18:51
13	Avery, Marchelus	28	500	17:51

Fouls

##	Player	G	PF	PF/G
3	Johnson, Darius	30	91	3.0
5	Payne, Omar	30	82	2.7
2	Allen, Shemarri	28	76	2.7
11	Diallo, Ibrahima	29	68	2.3
24	Sellers, Jaylin	30	54	1.8

Turnovers

##	Player	G	TO	TO/G
3	Johnson, Darius	30	87	2.9
2	Allen, Shemarri	28	51	1.8
24	Sellers, Jaylin	30	37	1.2
11	Diallo, Ibrahima	29	36	1.2
5	Payne, Omar	30	33	1.1

Foul Outs

##	Player	G	FO
3	Johnson, Darius	30	5
2	Allen, Shemarri	28	4
11	Diallo, Ibrahima	29	4
5	Payne, Omar	30	3
24	Sellers, Jaylin	30	1

UCF GAME HIGHS

POINTS	98	Bethune-Cookman (12/29/2023)
	94	Jacksonville (12/06/2023)
	88	at BYU (02/13/2024)
	85	FIU (11/06/2023)
	83	vs South Dakota St. (N) (11/19/2023)
FIELD GOALS MADE	34	at BYU (02/13/2024)
	32	Bethune-Cookman (12/29/2023)
FIELD GOAL ATTEMPTS	73	at Miami (FL) (11/10/2023)
	70	at West Virginia (02/20/2024)
FIELD GOAL PERCENTAGE	.540 (27-50)	Baylor (01/31/2024)
	.509 (29-57)	at Texas (01/17/2024)
3 PT FG MADE	15	Jacksonville (12/06/2023)
	14	Baylor (01/31/2024)
3 PT FG ATTEMPTS	38	at West Virginia (02/20/2024)
	33	Jacksonville (12/06/2023)
3 PT FG PERCENTAGE	.519 (14-27)	Baylor (01/31/2024)
	.500 (6-12)	Texas Tech (02/24/2024)
FREE THROWS MADE	28	Oklahoma (02/03/2024)
	27	at Oklahoma St. (02/28/2024)
FREE THROW ATTEMPTS	36	at Oklahoma St. (02/28/2024)
	34	Ole Miss (12/10/2023)
FREE THROW PERCENTAGE	.875 (28-32)	Oklahoma (02/03/2024)
	.840 (21-25)	West Virginia (01/23/2024)
REBOUNDS	52	Jacksonville (12/06/2023)
	51	vs Charlotte (N) (11/20/2023)
ASSISTS	22	Bethune-Cookman (12/29/2023)
	17	Baylor (01/31/2024)
	17	Jacksonville (12/06/2023)
STEALS	16	FIU (11/06/2023)
	14	Bethune-Cookman (12/29/2023)
BLOCKED SHOTS	10	at West Virginia (02/20/2024)
	10	vs Charlotte (N) (11/20/2023)
TURNOVERS	22	Iowa St. (03/02/2024)
	18	Houston (03/06/2024)
	18	Bethune-Cookman (12/29/2023)
	18	at Miami (FL) (11/10/2023)
	18	FIU (11/06/2023)
FOULS	27	at BYU (02/13/2024)
	26	at Oklahoma St. (02/28/2024)

OPPONENT GAME HIGHS

POINTS	90		at BYU (02/13/2024)
	88		at Miami (FL) (11/10/2023)
	85		Stetson (11/26/2023)
	80		vs South Dakota St. (N) (11/19/2023)
	77		at TCU (03/09/2024)
	77		at West Virginia (02/20/2024)
	77		Baylor (01/31/2024)
	77		at Kansas St. (01/06/2024)
FIELD GOALS MADE	28		Cincinnati (02/17/2024)
	28		vs Charlotte (N) (11/20/2023)
FIELD GOAL ATTEMPTS	67		Cincinnati (02/17/2024)
	66		Jacksonville (12/06/2023)
	66		vs Charlotte (N) (11/20/2023)
FIELD GOAL PERCENTAGE	.511	(24-47)	Kansas (01/10/2024)
	.510	(26-51)	at Miami (FL) (11/10/2023)
3 PT FG MADE	13		Stetson (11/26/2023)
	12		vs South Dakota St. (N) (11/19/2023)
3 PT FG ATTEMPTS	30		Stetson (11/26/2023)
	28		Texas Tech (02/24/2024)
	28		West Virginia (01/23/2024)
	28		vs South Dakota St. (N) (11/19/2023)
3 PT FG PERCENTAGE	.500	(7-14)	at West Virginia (02/20/2024)
	.476	(10-21)	at Miami (FL) (11/10/2023)
FREE THROWS MADE	40		at BYU (02/13/2024)
	26		at Miami (FL) (11/10/2023)
FREE THROW ATTEMPTS	46		at BYU (02/13/2024)
	34		Ole Miss (12/10/2023)
FREE THROW PERCENTAGE	.933	(14-15)	Bethune-Cookman (12/29/2023)
	.917	(22-24)	Stetson (11/26/2023)
REBOUNDS	45		Cincinnati (02/17/2024)
	44		at Texas Tech (02/10/2024)
ASSISTS	20		Kansas (01/10/2024)
	19		at TCU (03/09/2024)
	19		Baylor (01/31/2024)
STEALS	14		Bethune-Cookman (12/29/2023)
	14		at Miami (FL) (11/10/2023)
BLOCKED SHOTS	11		at Miami (FL) (11/10/2023)
	7		West Virginia (01/23/2024)
	7		at Houston (01/20/2024)
TURNOVERS	26		Bethune-Cookman (12/29/2023)
	24		FIU (11/06/2023)
FOULS	28		at Oklahoma St. (02/28/2024)
	23		at Houston (01/20/2024)
	23		Ole Miss (12/10/2023)

UCF GAME LOWS

POINTS	42		at Houston (01/20/2024)
	52		Iowa St. (03/02/2024)
	52		at Kansas St. (01/06/2024)
	57		at Cincinnati (01/27/2024)
	58		BYU (01/13/2024)
FIELD GOALS MADE	7		at Houston (01/20/2024)
	17		BYU (01/13/2024)
FIELD GOAL ATTEMPTS	44		Houston (03/06/2024)
	44		at Houston (01/20/2024)
FIELD GOAL PERCENTAGE	.159	(7-44)	at Houston (01/20/2024)
	.293	(17-58)	BYU (01/13/2024)
3 PT FG MADE	1		Iowa St. (03/02/2024)
	3		Houston (03/06/2024)
	3		BYU (01/13/2024)
3 PT FG ATTEMPTS	10		Houston (03/06/2024)
	12		Texas Tech (02/24/2024)
	12		Cincinnati (02/17/2024)
3 PT FG PERCENTAGE	.053	(1-19)	Iowa St. (03/02/2024)
	.167	(3-18)	BYU (01/13/2024)
FREE THROWS MADE	1		Baylor (01/31/2024)
	3		at Kansas St. (01/06/2024)
FREE THROW ATTEMPTS	5		at Kansas St. (01/06/2024)
	7		Baylor (01/31/2024)
FREE THROW PERCENTAGE	.143	(1-7)	Baylor (01/31/2024)
	.500	(9-18)	Cal St. Fullerton (11/16/2023)
REBOUNDS	28		Kansas (01/10/2024)
	29		Baylor (01/31/2024)
	29		at Cincinnati (01/27/2024)
	29		vs South Dakota St. (N) (11/19/2023)
ASSISTS	5		Iowa St. (03/02/2024)
	5		at Houston (01/20/2024)
STEALS	4		Maine (12/18/2023)
	4		Stetson (11/26/2023)
BLOCKED SHOTS	0		Iowa St. (03/02/2024)
	1		at Oklahoma St. (02/28/2024)
TURNOVERS	5		vs South Dakota St. (N) (11/19/2023)
	7		at West Virginia (02/20/2024)
FOULS	11		Bethune-Cookman (12/29/2023)
	12		West Virginia (01/23/2024)

OPPONENT GAME LOWS

POINTS	44		Cal St. Fullerton (11/16/2023)
	51		Maine (12/18/2023)
	52		Jacksonville (12/06/2023)
	54		Bethune-Cookman (12/29/2023)
	56		Florida A&M (12/21/2023)
FIELD GOALS MADE	12		Cal St. Fullerton (11/16/2023)
	17		FIU (11/06/2023)
FIELD GOAL ATTEMPTS	45		Ole Miss (12/10/2023)
	46		Iowa St. (03/02/2024)
FIELD GOAL PERCENTAGE	.235	(12-51)	Cal St. Fullerton (11/16/2023)
	.303	(20-66)	Jacksonville (12/06/2023)
3 PT FG MADE	1		Maine (12/18/2023)
	3		at Cincinnati (01/27/2024)
	3		Cal St. Fullerton (11/16/2023)
3 PT FG ATTEMPTS	14		at West Virginia (02/20/2024)
	14		at Cincinnati (01/27/2024)
	14		vs Charlotte (N) (11/20/2023)
3 PT FG PERCENTAGE	.053	(1-19)	Maine (12/18/2023)
	.158	(3-19)	Cal St. Fullerton (11/16/2023)
FREE THROWS MADE	6		West Virginia (01/23/2024)
	6		Kansas (01/10/2024)
	6		Maine (12/18/2023)
FREE THROW ATTEMPTS	10		West Virginia (01/23/2024)
	11		Kansas (01/10/2024)
	11		Florida A&M (12/21/2023)
FREE THROW PERCENTAGE	.500	(9-18)	Houston (03/06/2024)
	.500	(8-16)	Jacksonville (12/06/2023)
	.500	(6-12)	Maine (12/18/2023)
REBOUNDS	22		at Texas (01/17/2024)
	26		Iowa St. (03/02/2024)
	26		Baylor (01/31/2024)
ASSISTS	6		Bethune-Cookman (12/29/2023)
	6		Cal St. Fullerton (11/16/2023)
STEALS	2		at West Virginia (02/20/2024)
	3		at Cincinnati (01/27/2024)
	3		BYU (01/13/2024)
	3		vs South Dakota St. (N) (11/19/2023)
BLOCKED SHOTS	0		at TCU (03/09/2024)
	0		Jacksonville (12/06/2023)
TURNOVERS	8		at Houston (01/20/2024)
	9		Baylor (01/31/2024)
	9		Maine (12/18/2023)
FOULS	11		at Texas Tech (02/10/2024)
	12		Baylor (01/31/2024)
	12		at Cincinnati (01/27/2024)
	12		at Kansas St. (01/06/2024)

UCF PLAYER GAME HIGHS

POINTS	34		Jaylin Sellers vs Stetson (11/26/2023)
	33		Darius Johnson at TCU (03/09/2024)
	29		Darius Johnson at West Virginia (02/20/2024)
	25		Darius Johnson vs Ole Miss (12/10/2023)
	25		Darius Johnson vs Charlotte (N) (11/20/2023)
FIELD GOALS MADE	12		Jaylin Sellers vs Stetson (11/26/2023)
	10		Darius Johnson at West Virginia (02/20/2024)
FIELD GOAL ATTEMPTS	23		Darius Johnson at West Virginia (02/20/2024)
	21		Jaylin Sellers at Miami (FL) (11/10/2023)
FIELD GOAL PERCENTAGE (min 5 made)	.857	(6-7)	Antwann Jones vs Oklahoma (02/03/2024)
	.833	(5-6)	Omar Payne at Texas (01/17/2024)
	.833	(5-6)	Darius Johnson vs Maine (12/18/2023)
3 PT FG MADE	5		Darius Johnson at TCU (03/09/2024)
	5		Darius Johnson at West Virginia (02/20/2024)
	5		Darius Johnson vs Baylor (01/31/2024)
3 PT FG ATTEMPTS	15		Darius Johnson at West Virginia (02/20/2024)
	9		Marchelus Avery at West Virginia (02/20/2024)
	9		Jaylin Sellers vs Baylor (01/31/2024)
	9		Marchelus Avery vs South Dakota St. (N) (11/19/2023)
3 PT FG PERCENTAGE (min 2 made)	1.000	(4-4)	Darius Johnson vs Maine (12/18/2023)
	1.000	(3-3)	Nils Machowski at Miami (FL) (11/10/2023)
	1.000	(2-2)	C.J. Walker at Oklahoma St. (02/28/2024)
	1.000	(2-2)	Antwann Jones vs Bethune-Cookman (12/29/2023)
FREE THROWS MADE	13		Jaylin Sellers vs Oklahoma (02/03/2024)
	10		Darius Johnson at TCU (03/09/2024)
	10		Shemarri Allen at Oklahoma St. (02/28/2024)
	10		Darius Johnson vs Charlotte (N) (11/20/2023)
FREE THROW ATTEMPTS	14		Jaylin Sellers vs Oklahoma (02/03/2024)
	12		Shemarri Allen at Oklahoma St. (02/28/2024)
	12		Darius Johnson vs Charlotte (N) (11/20/2023)
FREE THROW PERCENTAGE (min 3 made)	1.000	(10-10)	Darius Johnson at TCU (03/09/2024)
	1.000	(8-8)	Marchelus Avery at Houston (01/20/2024)
	1.000	(8-8)	Jaylin Sellers at Texas (01/17/2024)
	1.000	(8-8)	Jaylin Sellers vs Bethune-Cookman (12/29/2023)
	1.000	(7-7)	Jaylin Sellers vs Stetson (11/26/2023)
	1.000	(6-6)	Darius Johnson at BYU (02/13/2024)
	1.000	(6-6)	Ibrahima Diallo vs West Virginia (01/23/2024)
	1.000	(6-6)	Darius Johnson vs Stetson (11/26/2023)
	1.000	(5-5)	Darius Johnson at Texas Tech (02/10/2024)
	1.000	(5-5)	Jaylin Sellers vs Florida A&M (12/21/2023)
	1.000	(4-4)	C.J. Walker vs Texas Tech (02/24/2024)
	1.000	(4-4)	Ibrahima Diallo vs Cincinnati (02/17/2024)
	1.000	(4-4)	Darius Johnson vs West Virginia (01/23/2024)
	1.000	(4-4)	Jaylin Sellers at Houston (01/20/2024)
	1.000	(4-4)	Shemarri Allen vs Ole Miss (12/10/2023)
	1.000	(4-4)	Marchelus Avery vs South Dakota St. (N) (11/19/2023)
	1.000	(3-3)	Shemarri Allen vs Houston (03/06/2024)
1.000	(3-3)	Tyler Hendricks at Houston (01/20/2024)	
1.000	(3-3)	Jaylin Sellers vs Lipscomb (12/02/2023)	
1.000	(3-3)	Shemarri Allen vs Stetson (11/26/2023)	
REBOUNDS	19		Ibrahima Diallo vs BYU (01/13/2024)
	14		Ibrahima Diallo vs Charlotte (N) (11/20/2023)
ASSISTS	10		Darius Johnson vs Baylor (01/31/2024)
	8		Darius Johnson vs Oklahoma (02/03/2024)
STEALS	5		Shemarri Allen vs BYU (01/13/2024)
	5		Darius Johnson vs Ole Miss (12/10/2023)
BLOCKED SHOTS	6		Omar Payne at West Virginia (02/20/2024)
	5		Ibrahima Diallo vs Cal St. Fullerton (11/16/2023)
TURNOVERS	7		Darius Johnson vs Kansas (01/10/2024)
	6		Darius Johnson vs Iowa St. (03/02/2024)
	6		Darius Johnson vs FIU (11/06/2023)

OPPONENT PLAYER GAME HIGHS

POINTS	26		Jalen Blackmon vs Stetson (11/26/2023)
	25		LJ Cryer vs Houston (03/06/2024)
	25		Taylor Perry at Kansas St. (01/06/2024)
	24		RaeQuan Battle at West Virginia (02/20/2024)
	24		Langston Love vs Baylor (01/31/2024)
FIELD GOALS MADE	9		LJ Cryer vs Houston (03/06/2024)
	8		Dan Skillings Jr. at Cincinnati (01/27/2024)
	8		Ithiel Horton at Texas (01/17/2024)
	8		Lu'cye Patterson vs Charlotte (N) (11/20/2023)
	8		Charlie Easley vs South Dakota St. (N) (11/19/2023)
FIELD GOAL ATTEMPTS	19		Dhason Dyson vs Bethune-Cookman (12/29/2023)
	17		LJ Cryer vs Houston (03/06/2024)
FIELD GOAL PERCENTAGE (min 5 made)	1.000	(5-5)	Shannon Grant vs Florida A&M (12/21/2023)
	1.000	(5-5)	Vincent Lee vs Cal St. Fullerton (11/16/2023)
3 PT FG MADE	6		Taylor Perry at Kansas St. (01/06/2024)
	6		Jalen Blackmon vs Stetson (11/26/2023)
3 PT FG ATTEMPTS	13		John-Michael Wright at Oklahoma St. (02/28/2024)
	11		LJ Cryer vs Houston (03/06/2024)
	11		Max Abmas at Texas (01/17/2024)
	11		Taylor Perry at Kansas St. (01/06/2024)
3 PT FG PERCENTAGE (min 2 made)	1.000	(5-5)	Wooga Poplar at Miami (FL) (11/10/2023)
	1.000	(3-3)	Luke Appel vs South Dakota St. (N) (11/19/2023)
	1.000	(3-3)	Javaunte Hawkins vs FIU (11/06/2023)
	1.000	(2-2)	Eemeli Yalaho vs Texas Tech (02/24/2024)
	1.000	(2-2)	Josiah Harris at West Virginia (02/20/2024)
FREE THROWS MADE	12		Jaxson Robinson at BYU (02/13/2024)
	10		Trevin Knell at BYU (02/13/2024)
FREE THROW ATTEMPTS	13		Trevin Knell at BYU (02/13/2024)
	13		Jaxson Robinson at BYU (02/13/2024)
FREE THROW PERCENTAGE (min 3 made)	1.000	(8-8)	RaeQuan Battle at West Virginia (02/20/2024)
	1.000	(8-8)	Jakobi Heady vs Bethune-Cookman (12/29/2023)
	1.000	(8-8)	Stephan Swenson vs Stetson (11/26/2023)
	1.000	(7-7)	Eric Dailey Jr. at Oklahoma St. (02/28/2024)
	1.000	(7-7)	Langston Love vs Baylor (01/31/2024)
	1.000	(6-6)	Joe Toussaint at Texas Tech (02/10/2024)
	1.000	(6-6)	Jalen Blackmon vs Stetson (11/26/2023)
	1.000	(6-6)	Wooga Poplar at Miami (FL) (11/10/2023)
	1.000	(5-5)	John Hugley IV vs Oklahoma (02/03/2024)
	1.000	(5-5)	Taylor Perry at Kansas St. (01/06/2024)
	1.000	(4-4)	Quinn Slazinski at West Virginia (02/20/2024)
	1.000	(4-4)	Aly Khalifa at BYU (02/13/2024)
	1.000	(4-4)	Javian McCollum vs Oklahoma (02/03/2024)
	1.000	(4-4)	Richie Saunders vs BYU (01/13/2024)
	1.000	(4-4)	Grayson Carper vs Cal St. Fullerton (11/16/2023)
	1.000	(4-4)	Dashon Gittens vs FIU (11/06/2023)
1.000	(4-4)	George Pridgett Jr. vs FIU (11/06/2023)	
1.000	(3-3)	Dan Skillings Jr. at Cincinnati (01/27/2024)	
1.000	(3-3)	Derrick Carter-Hollinger Jr. vs Bethune-Cookman (12/29/2023)	
REBOUNDS	14		David N'Guessan at Kansas St. (01/06/2024)
	13		Darrion Williams at Texas Tech (02/10/2024)
ASSISTS	9		Stephan Swenson vs Stetson (11/26/2023)
	8		Jamal Shead vs Houston (03/06/2024)
	8		RayJ Dennis vs Baylor (01/31/2024)
	8		Dajuan Harris Jr. vs Kansas (01/10/2024)
	8		Roderick Coffee III vs Florida A&M (12/21/2023)
STEALS	5		Allen Flanigan vs Ole Miss (12/10/2023)
	5		Bensley Joseph at Miami (FL) (11/10/2023)
BLOCKED SHOTS	4		Moussa Cisse vs Ole Miss (12/10/2023)
	4		Bensley Joseph at Miami (FL) (11/10/2023)



NUMERICAL ROSTER

No.	Name	Pos.	Ht.	Wt.	Yr.	Hometown / High School (Previous Schools)
0	Charlie May	G	6-5	183	R-Fr.	Boca Raton, Fla. / St. Andrews School
1	Antwann Jones	G	6-6	215	5th	Orlando, Fla. / Oak Ridge (Louisiana/Creighton/Memphis)
2	Shemarri Allen	G	6-4	190	5th	Arden, N.C. / T.C. Roberson (UMKC/Cowley CC)
3	Darius Johnson	G	6-1	200	Jr.	Boyd's, Md. / Episcopal [Va.]
4	Comeh Emuobor	G	6-5	205	Fr.	Raleigh, N.C. / Brewster Academy
5	Omar Payne	F	6-10	228	5th	Kissimmee, Fla. / Montverde Academy (Jacksonville/Illinois/Florida)
10	Mintautas Mockus	G/F	6-7	191	Fr.	Klaipeda, Lithuania / Klaipeda Vetrunges Gymnasium
11	Ibrahima Diallo	F	7-0	246	5th	Saly, Senegal / Prolific Prep [Calif.] (San Jose State/Ohio State)
12	DeMarr Langford Jr.	G	6-5	230	Sr.	Worcester, Mass. / Brewster Academy (Boston College)
13	Marchelus Avery	F	6-7	210	Sr.	Richmond, Va./Central Pointe (New Mexico State/NW Florida State)
14	Michael Kalina	G	6-1	174	R-Fr.	Boca Raton, Fla. / North Broward Prep
15	Tyler Hendricks	G	6-6	190	R-Fr.	Fort Lauderdale, Fla. / Calvary Christian Academy
20	Poohpha Warakulnukroh	G	5-11	177	R-So.	Bangkok, Thailand / Montverde Academy
21	C.J. Walker	F	6-8	215	5th	Sanford, Fla. / Oak Ridge (Oregon)
22	Nils Machowski	G	6-3	180	Fr.	Berlin, Germany / Paul-Natorp Gymnasium
24	Jaylin Sellers	G	6-4	196	Jr.	Columbus, Ga. / Carver Montgomery (Ball State)
31	Thierno Sylla	F	6-11	216	So.	Conakry, Guinea / Royal Crown Academic School

ALPHABETICAL ROSTER

No.	Name	Pos.	Ht.	Wt.	Yr.	Hometown / High School (Previous Schools)
2	Shemarri Allen	G	6-4	190	5th	Arden, N.C. / T.C. Roberson (UMKC/Cowley CC)
13	Marchelus Avery	F	6-7	210	Sr.	Richmond, Va./Central Pointe (New Mexico State/NW Florida State)
11	Ibrahima Diallo	F	7-0	246	5th	Saly, Senegal / Prolific Prep [Calif.] (San Jose State/Ohio State)
4	Comeh Emuobor	G	6-5	205	Fr.	Raleigh, N.C. / Brewster Academy
15	Tyler Hendricks	G	6-6	190	R-Fr.	Fort Lauderdale, Fla. / Calvary Christian Academy
1	Antwann Jones	G	6-6	215	5th	Orlando, Fla. / Oak Ridge (Louisiana/Creighton/Memphis)
3	Darius Johnson	G	6-1	200	Jr.	Boyd's, Md. / Episcopal [Va.]
14	Michael Kalina	G	6-1	174	R-Fr.	Boca Raton, Fla. / North Broward Prep
12	DeMarr Langford Jr.	G	6-5	230	Sr.	Worcester, Mass. / Brewster Academy (Boston College)
22	Nils Machowski	G	6-3	180	Fr.	Berlin, Germany / Paul-Natorp Gymnasium
0	Charlie May	G	6-5	183	R-Fr.	Boca Raton, Fla. / St. Andrews School
10	Mintautas Mockus	G/F	6-7	191	Fr.	Klaipeda, Lithuania / Klaipeda Vetrunges Gymnasium
5	Omar Payne	F	6-10	228	5th	Kissimmee, Fla. / Montverde Academy (Jacksonville/Illinois/Florida)
24	Jaylin Sellers	G	6-4	196	Jr.	Columbus, Ga. / Carver Montgomery (Ball State)
31	Thierno Sylla	F	6-11	216	So.	Conakry, Guinea / Royal Crown Academic School
21	C.J. Walker	F	6-8	215	5th	Sanford, Fla. / Oak Ridge (Oregon)
20	Poohpha Warakulnukroh	G	5-11	177	R-So.	Bangkok, Thailand / Montverde Academy

COACHING STAFF

Head Coach: Johnny Dawkins (Duke, 1986) - Eighth Season
Assistant Coach: Kevin Norris (Miami, 1998) - Eighth Season
Assistant Coach: Robbie Laing (Troy, 1982) - Eighth Season
Assistant Coach: Mamadou N'Diaye (Auburn, 2000) - Third Season
Assistant Coach/Recruiting Coordinator: Tyson Waterman (Winthrop, 2000) - First Season
Assistant Coach: Ben Witherspoon (Embry-Riddle, 2006) - Second Season
Director of Player Development: Kelvin Johnson (Richmond, 1985) - Seventh Season
Director of Operations: Jaycob Ammerman (Flagler, 2013) - Eighth Season
Assistant Director of Operations: Morgan Leonard (UCF, 2018) - Fifth Season
Athletic Trainer: Raymond Chiu (Texas, 2015) - Fifth Season
Head Strength Coach: Charles Stephenson (Virginia, 1989) - Third Season
Assoc. Director of Equipment: John Whitford (Manchester, 1995) - 21st Season

PRONUNCIATION GUIDE

#	Player Name	First Name	Last Name	Notes
4	Comeh Emuobor	Comb-AY	Eh-mo-bor	--
5	Omar Payne	--	Pain	--
10	Mintautas Mockus	Min-toe-tuss	Motz-kuss	--
11	Ibrahima Diallo	EE-bruh-heem-uh	--	--
13	Marchelus Avery	Mar-chell-us	--	--
14	Michael Kalina	--	Kuh-leen-uh	--
20	Poohpha Warakulnukroh	Pooh-pa	War-uh-COOL-nuh-crow	--
22	Nils Machowski	Kneels	Mah-hov-ski	--
31	Thierno Sylla	Tee-air-no	Sill-uh	--
AC	Robbie Laing	--	Lang	Hard A
AC	Mamadou N'Diaye	Mom-uh-doo	N-jai	Rhymes with try and dry
DOBO	Jaycob Ammerman	Jacob	Am-err-man	Like hammer, but without "H"
AT	Raymond Chiu	--	Chew	--

BREAKDOWN BY CLASS

5th Year	Sophomore
Shemarri Allen (G)	Thierno Sylla (F)
Ibrahima Diallo (F)	Poohpha Warakulnukroh (G) ^
Antwann Jones (G)	
Omar Payne (F)	Freshman
C.J. Walker (F)	Comeh Emuobor (G)
	Tyler Hendricks (G) ^
Senior	Michael Kalina (G) ^
Marchelus Avery (F)	Nils Machowski (G)
DeMarr Langford Jr. (G)	Charlie May (G) ^
	Mintautas Mockus (G/F)
Junior	
Darius Johnson (G)	
Jaylin Sellers (G)	* - Have utilized a redshirt

BREAKDOWN BY LOCATION

Florida	5
C.J. Walker (Sanford)	
Michael Kalina (Boca Raton)	
Tyler Hendricks (Fort Lauderdale)	
Charlie May (Boca Raton)	
Antwann Jones (Orlando)	
Omar Payne (Kissimmee)	
North Carolina	2
Shemarri Allen (Arden)	
Comeh Emuobor (Raleigh)	
Georgia	1
Jaylin Sellers (Columbus)	
Maryland	1
Darius Johnson (Boyd's)	
Massachusetts	1
DeMarr Langford Jr. (Worcester)	
Virginia	1
Marchelus Avery (Richmond)	
International Knights	
Germany	1
Nils Machowski (Berlin)	
Guinea	1
Thierno Sylla (Conakry)	
Lithuania	1
Mintautas Mockus (Klaipeda)	
Senegal	1
Ibrahima Diallo (Saly)	
Thailand	1
Poohpha Warakulnukroh (Bangkok)	


BREAKDOWN BY HEIGHT

Ibrahima Diallo	7'0"
Thierno Sylla	6'11"
Omar Payne	6'10"
C.J. Walker	6'8"
Marchelus Avery	6'7"
Mintautas Mockus	6'7"
Tyler Hendricks	6'6"
Antwann Jones	6'6"
Comeh Emuobor	6'5"
DeMarr Langford Jr.	6'5"
Charlie May	6'5"
Shemarri Allen	6'4"
Jaylin Sellers	6'4"
Nils Machowski	6'3"
Darius Johnson	6'1"
Michael Kalina	6'1"
Poohpha Warakulnukroh	5'11"

TV ROSTER



#0 - Charlie May
G • R-Fr. • 6-5
Boca Raton, Fla.



#1 - Antwann Jones
G • 5th • 6-6
Orlando, Fla.



#2 - Shemarri Allen
G • 5th • 6-4
Arden, N.C.



#3 - Darius Johnson
G • Jr. • 6-1
Boysds, Md.



#4 - Comeh Emuobor
G • Fr. • 6-5
Raleigh, N.C.



#5 - Omar Payne
F • 5th • 6-10
Kissimmee, Fla.



#10 - Mintautas Mockus
G/F • Fr. • 6-7
Klaipeda, Lithuania



#11 - Ibrahima Diallo
F • 5th • 7-0
Saly, Senegal



#12 - DeMarr Langford Jr.
G • Sr. • 6-5
Worcester, Mass.



#13 - Marchelus Avery
F • Sr. • 6-7
Richmond, Va.



#14 - Michael Kalina
G • R-Fr. • 6-1
Boca Raton, Fla.



#15 - Tyler Hendricks
G • R-Fr. • 6-6
Fort Lauderdale, Fla.



#20 - Poohpha Warakulnukroh
G • R-So. • 5-11
Bangkok, Thailand



#21 - C.J. Walker
F • 5th. • 6-8
Sanford, Fla.



#22 - Nils Machowski
G • Fr. • 6-3
Berlin, Germany



#24 - Jaylin Sellers
G • Jr. • 6-4
Columbus, Ga.



#31 - Thierno Sylla
F • So. • 6-11
Conakry, Guinea

Coaching Staff



Johnny Dawkins
Head Coach
Eighth Season



Kevin Norris
Assistant Coach
Eighth Season



Robbie Laing
Assistant Coach
Eighth Season



Mamadou N'Diaye
Assistant Coach
Third Season



Tyson Waterman
Assistant Coach/
Recruiting Coordinator
First Season



Ben Witherspoon
Assistant Coach
Second Season