



KNIGHTS

MEN'S BASKETBALL



PHILLIPS 66 BIG 12 CONFERENCE CHAMPIONSHIP | SECOND ROUND | WEDNESDAY, MARCH 13, 2024 | 12:30 P.M. ET

17-14 OVERALL	7-11 BIG 12	61 NET RANKING		22-9 OVERALL	10-8 BIG 12	12 NET RANKING
Johnny Dawkins HEAD COACH / DUKE, 1986	148-101 AT UCF, 8TH SEASON	304-216 OVERALL, 16TH SEASON		Mark Pope HEAD COACH / KENTUCKY, 1996	109-50 AT BYU, 5TH SEASON	186-108 OVERALL, 9TH SEASON
UCF KNIGHTS ESPN BPI - 50 KenPom - 58			#12 Seed	Kansas City, Mo. T-Mobile Center (18,000)	#5 Seed	BYU COUGARS ESPN BPI - 16 KenPom - 16

SCHEDULE & RESULTS

Overall Record: 17-14

Postseason: 1-0 | Big 12 Conference: 7-11 | Non-Conference: 9-3
Home: 11-7 | Away: 3-7 | Neutral: 3-0

Nov. 6	FIU	ESPN+	W, 85-62
Nov. 10	at #13/13 Miami	ACCNX	L, 88-72
Nov. 16	Cal St. Fullerton	ESPN+	W, 72-44
Nov. 19	vs. South Dakota State*	PassThaBall Live	W, 83-80
Nov. 20	vs. Charlotte*	PassThaBall Live	W, 74-71 (OT)
Nov. 26	Stetson	ESPN+	L, 85-82
Dec. 2	Lipscomb	ESPN+	W, 72-57
Dec. 6	Jacksonville	ESPN+	W, 94-52
Dec. 10	Ole Miss	ESPN+	L, 70-68
Dec. 18	Maine	ESPN+	W, 74-51
Dec. 21	Florida A&M	ESPN+	W, 69-56
Dec. 29	Bethune-Cookman	ESPN+	W, 98-54



Jan. 6	at Kansas State*	ESPN2	L, 77-52
Jan. 10	#3/3 Kansas*	ESPN+	W, 65-60
Jan. 13	#18/17 BYU*	ESPN+	L, 63-58
Jan. 17	at Texas*	Longhorn Network	W, 77-71
Jan. 20	at #5/5 Houston*	ESPN+	L, 57-42
Jan. 23	West Virginia*	ESPN+	W, 72-59
Jan. 27	at Cincinnati*	ESPN+	L, 68-57
Jan. 31	#18/18 Baylor*	ESPN+	L, 77-69
Feb. 3	#23/24 Oklahoma*	ESPN+	W, 74-63
Feb. 10	at #23/23 Texas Tech*	ESPN+	L, 66-59
Feb. 13	at #19/17 BYU*	ESPN+	L, 90-88
Feb. 17	Cincinnati*	ESPN+	L, 76-74
Feb. 20	at West Virginia*	ESPNU	L, 77-67
Feb. 24	#23/23 Texas Tech*	ESPN+	W, 75-61
Feb. 28	at Oklahoma State*	ESPN+	W, 77-71
Mar. 2	#8/6 Iowa State*	ESPN+	L, 60-52
Mar. 6	#1/1 Houston*	ESPN+	L, 67-59
Mar. 9	at TCU*	ESPN+	W, 79-77

2024 Phillips 66 Big 12 Men's Basketball Championship

Mar. 12	vs. Oklahoma State	ESPN+	W, 77-62
Mar. 13	vs. #20/21 BYU	ESPN2	12:30 p.m.

* - Jacksonville Classic - hosted in St. Augustine, Fla.
* - Big 12 Conference contest
Home games are in bold
Rankings listed are AP/Coaches polls, receiving votes not displayed
All times Eastern

SOCIAL KNIGHTS

- Twitter/X @UCF_MBB
- Instagram @UCF.MBB
- Facebook /UCFMensBasketball
- UCF Athletics (Twitter/X) @UCFKnights
- Hashtags #ChargeOn
- Website www.ucfknight.com

BROADCAST INFORMATION

Media	Channel	PxP	Analyst
TV	ESPN2	Rich Hollenberg	Fran Fraschilla
Radio	FM 96.9 The Game	Marc Daniels	-

SERIES AT A GLANCE

Overall	BYU leads 2-0
At a Neutral Site	First Meeting
Last Meeting	Feb. 13, 2024; BYU won 90-88 in Provo

UCFACTS - KNIGHT NOTES

CORRALLING THE COWBOYS

- The Knights built a lead by as many as 27 points in their first round matchup against Oklahoma State, cruising to a 77-62 victory UCF's first Big 12 Conference Championship contest. UCF committed its second lowest number of turnovers this season while also the Cowboys to just 11 free throw attempts, the second lowest of the season by a UCF opponent.
- Ibrahima Diallo led the team in scoring for the first time on the season as he posted his fourth double-double of the campaign and seventh of his career, netting 17 points and grabbing 11 boards while snatching three steals and two blocks.
- The Black and Gold topped Oklahoma State in Stillwater 77-71 back on Feb. 28, doing so by erasing a 12-point first half deficit. The Knights trailed by a dozen with 4:37 on the clock in the first half but were able to cut the deficit to four by halftime. UCF outscored Oklahoma State 39-29 the rest of the way, holding the Cowboys to just one three pointer in the second half and a clip of 36.4% from the field. Four Knights finished with 10+ points (Johnson, 15; Allen, 14; Sellers, 12; Walker, 10).
- The Black and Gold are now 3-0 against Oklahoma State, with its other win coming in the semifinals of the Baha Mar Hoops Bahamas Championship in a ballroom at the Baha Mar in Nassau, Bahamas. The Knights beat the Cowboys 60-56 in overtime and then topped Santa Clara to win the tournament. UCF erased a 17-point deficit in the first meeting to win.

WRAPPING UP INAUGURAL BIG 12 CONFERENCE SLATE WITH A WIN

- UCF visited TCU for its final regular season game of its first season in the Big 12 and came away with a 79-77 victory. It was the first time this season in 15 tries that UCF erased a deficit with under two minutes to play to come back and win the game. The contest had a season-high 17 lead changes and 14 ties.
- Darius Johnson was sensational, willing UCF to victory with 33 points and nine rebounds, both career-highs, as well as tying a career high in three pointers made with five. He was an efficient 9-for-13 from the field including five-of-six from deep.
- Two of UCF's road wins this season came in the state of Texas and all of them were in the central time zone.
- UCF finishes the regular season going 7-5 against teams that were already in the Big 12 prior to the Knights joining for 2023-24
- Eleven of UCF's 18 conference games were decided by single-digits in the score column.

TRIO NAMED ALL-BIG 12 HONORABLE MENTION

- Ibrahima Diallo, Darius Johnson and Jaylin Sellers earned All-Big 12 Honorable Mention nods as announced by the conference on Sunday, Mar. 10. The trio will go down as the first to garner postseason recognition in UCF's new league.
- As of the end of the regular season Diallo has led the Big 12 in blocks per game since Jan. 2 and led the Knights in blocks in 16 of 30 scheduled contests. He swatted three or more blocks in nine regular season games. He also had three of UCF's six double-doubles on the season, averaging 11.7 points and 15.0 rebounds across those three contests.
- Johnson had a campaign to remember, one that saw him improve in many areas. He more than doubled the amount of three-pointers he made last season, setting a new career-high, as well as earning career bests in points per game, steals and assists.
- Sellers was the first Knight to earn a Big 12 award, earning a Co-Newcomer of the Week honor back on Nov. 27. He has ranked among the top point scorers in the Big 12 all season and finished in fifth with 16.0 points per game. Going into postseason play, Sellers is on pace to have the highest scoring season at UCF since B.J. Taylor posted 17.4 during the 2016-17 campaign.

DEFENDING AT AN ELITE LEVEL

- UCF is an impressive 74-9 when holding opponents to 60 points or less since Dawkins' arrival in 2016-17.
- The Knights have posted an 82-16 record under Dawkins when holding an opponent under 40% shooting from the field. When holding a team to 33.3% or less, UCF is 37-2 under Dawkins. Furthermore, the Black and Gold are 15-1 when holding a team to under 30% from the field under their current head coach.

LAST GAME'S STARTING FIVE

	GP-GS	Pts.	Reb.	Ast.	FG%	3P%	FT%
 3 Darius Johnson JR-F Ranks 15th in nation and third in Big 12 in steals per game at 2.27	31-30	14.6	3.3	3.7	.399	.382	.820
 24 Jaylin Sellers JR-F Earned sixth 20+ point game of season with 20 points vs. No. 23 Oklahoma	31-30	15.7	3.5	1.2	.423	.298	.843
 2 Shemarri Allen SR-F Ranks fifth in the Big 12 in steals per game, averaging 1.82	29-28	7.4	3.8	2.7	.391	.220	.651
 21 C.J. Walker SR-F Scored a season-high 15 points on Senior Knight vs. No. 1 Houston	18-14	7.8	4.9	0.6	.386	.286	.654
 11 Ibrahima Diallo SR-F Leads the Big 12 in blocks (53) and blocks per game (1.83)	30-17	6.5	5.8	0.4	.557	-	.568



UCF, NOT CENTRAL FLORIDA

A warm Sunshine State hello to all our new conference-mates in the Big 12 and to others we may not have crossed paths with before. The 2023-24 season is our first in our new conference, and we'd like to make sure we are referred to correctly on all accounts. Please refer to the University of Central Florida as UCF, not Central Florida, on all references. Also, it is not "Golden Knights," instead, we are simply known as the "Knights."

TEAM COMPARISON

Big 12	Nat'l	Value	Stat Category	Value	Nat'l	Big 12
12	247	71.3	Points per Game	82.2	20	1
3	47	67.0	Scoring Defense	69.5	97	8
11	121	+4.3	Scoring Margin	-12.7	13	3
14	297	42.1	Field Goal %	46.5	73	5
5	33	40.9	Opponent Field Goal %	42.6	102	8
14	303	31.3	3-Point %	35.0	125	5
12	253	6.6	3-Point Makes per Game	11.3	2	1
8	130	32.8	Opponent 3-Point %	31.0	34	3
9	232	70.7	Free Throw %	73.2	114	5
5	80	37.47	Rebounds per Game	39.87	19	1
3	47	12.23	Offensive Rebounds per Game	12.16	51	4
7	82	+3.1	Rebound Margin	+6.7	23	2
14	291	11.6	Assists per Game	18.7	3	2
12	274	12.9	Turnovers per Game	10.7	75	2
4	41	14.30	Turnovers Forced per Game	11.29	233	12
14	310	0.90	Assist-to-Turnover Ratio	1.75	7	1
4	21	8.7	Steals per Game	6.1	225	12
1	17	5.1	Blocks per Game	3.0	233	11

bold & italic indicates top 50 national ranking - updated to include all games through Sun., Mar. 10

RECORD BY STARTING LINEUP

GUARD	GUARD	GUARD/FWD	FORWARD	FORWARD	RECORD/PPG
Johnson	Sellers	Allen	Langford Jr.	Payne	4-2 / 74.7
Johnson	Sellers	Allen	Sylla	Payne	3-2 / 80.2
Johnson	Sellers	Avery	Sylla	Payne	1-0 / 72.0
Langford Jr.	Sellers	Allen	Sylla	Payne	1-0 / 74.0
Johnson	Sellers	Allen	Walker	Diallo	6-7 / 68.1
Johnson	Allen	Avery	Walker	Diallo	1-0 / 77.0
Johnson	Sellers	Langford Jr.	Sylla	Diallo	0-1 / 57.0
Johnson	Sellers	Jones	Sylla	Diallo	0-1 / 69.0
Johnson	Sellers	Jones	Allen	Diallo	1-0 / 74.0
Johnson	Sellers	Jones	Allen	Payne	0-1 / 59.0

PPG represents points scored by UCF in games with starting lineup, not the starters' combined stats

CONSECUTIVE STARTS

Player	Active UCF Streak	Longest UCF Streak	Longest Career Streak
Darius Johnson	21	24	24
Jaylin Sellers	15	15	45
Shemarri Allen	11	11	25
C.J. Walker	9	13	13
Ibrahima Diallo	9	9	39
Omar Payne	0	13	13
Thierno Sylla	0	7	7
DeMarr Langford Jr.	0	3	25
Antwann Jones	0	3	3
Marchelus Avery	0	1	5

**indicates active longest career streak*

SERIES INFORMATION

Total Meetings	2
Series	BYU leads 2-0
in Orlando / Stillwater / Neutral	0-1 / 0-1 / N/A
Last Meeting	Feb. 13, 2024; BYU won 90-88 in Provo
Last UCF Win	N/A
Last Home Win	N/A
Last Road Win	N/A
Last Neutral Win	N/A
Last Loss	Feb. 13, 2024; 90-88
Last Home Loss	Jan. 13, 2024; 63-58
Last Road Loss	Feb. 13, 2024; 90-88
Last Neutral Loss	N/A
Largest Margin of Victory	N/A
Largest Margin of Defeat	5; Jan. 13, 2024; 63-58
Streak	BYU W2

Date	Previous Meetings		Result
	H/A/N	W/L	
Feb. 13, 2024	A	L	90-88
Jan. 13, 2024	H	L	63-58

UCFACTS - KNIGHT NOTES (CONT.)

HELD OFF BY HOUSTON

- The Knights led Houston through halftime on Mar. 6 with the Cougars ranked No. 1 in the nation. It was the first time UCF had led a top-ranked team through the first half. However, Houston led for the final 12:01 of the contest, handing UCF an eight-point loss on Senior Knight, where Antwann Jones, Shemarri Allen, Omar Payne, Ibrahima Diallo and C.J. Walker were celebrated.
- Houston was the first No. 1 team that UCF had hosted, drawing a crowd of 9,390 into Addition Financial Arena, the sixth-highest mark in the history of Addition Financial Arena. The Cougars missed nine free-throws in front of the palm frond-filled student section in the second half, the most by an opponent in Big 12 play at that end of the floor
- The Knights and Cougars first met in the 2005-06 season in Conference USA, the Knights' first year in the league. The pair then went to the American Athletic Conference in 2013-14 and departed together this past offseason for the Big 12.
- Houston was one of four No. 1 teams UCF has faced in its history. The most recent prior to this March's meeting was another meeting in March as UCF was edged by No. 1 Duke in the second round of the 2019 NCAA Tournament. The other two meetings with a top-ranked team were at Memphis in 2008 and in the 1996 NCAA Tournament against UMass.

GO DJ, THAT'S OUR DJ

- Darius Johnson's career night at TCU on Mar. 9 was the cherry on top of what has been an incredible season.
- His 33-point outing at TCU was a career-high, and the five made three-pointers tied a career-high. The scoring performance topped a 29-point outing at West Virginia on Feb. 20, which was a career-high at the time and shattered the 25-point career-best he set earlier in the season against Charlotte (Nov. 20) and Ole Miss (Dec. 10).
- Johnson has snapped 2.27 steals per game, a mark that's third in the conference and 15th in the nation. The TCU game saw an 11-game streak with multiple steals snapped, a run that saw him swipe exactly four steals on six occasions. He has climbed into seventh on UCF's career steals list at 153 and is already at a career high for steals in a season.
- Johnson is now sitting in eighth place on UCF's career assists list with 306, passing UCF Hall of Famer Bo Clark. He reached the 300 mark vs. Iowa State on Mar. 2, 2024 and got his 200th career assist against Miami on Nov. 10, 2023.
- Johnson compiled 23 points, 10 assists and seven rebounds in UCF's contest against No. 18 Baylor. It was the third double-double of his career and the first of the season. The 10 assists tied a career high while five made threes set a new career high.
- Johnson had a stretch of 10 games where he shot 48% on 52 three-point attempts, which came to an end after not making a three-pointer against Houston on Jan. 20. Overall, Johnson made at least two threes in those 10 games and had strung together 12 straight games with at least one three. The 10-game surge boosted his season three-point pct. to 39.5%.

THE SPACE GAME

- UCF's contest against No. 8/6 Iowa State was the third men's basketball space game in program history. The Space Game is a celebration of UCF's connections to its origin and its ties to NASA and countless space related projects over the years.
- The Knights were a perfect 2-0 in Space Games until Iowa State topped UCF 60-52.
- UCF's rich history of space exploration made its way to the hardwood during the 2019-20 season for the first "Space Game" in program history. The Citronauts, or 'Nauts for short, topped Tulsa 83-75 on Feb. 9, 2020, behind Darin Green Jr.'s 26 points. The Space Game made its long-awaited return during the 2022-23 campaign with a fresh set of white uniforms with a new 'Nauts script logo across the chest. The uniforms debuted on Feb. 11, 2023, as the 'Nauts launched a barrage of threes, netting 17 and setting the single-game record for made three-pointers in school history while beating Tulsa 96-52.

RANKED RECORD REACHED IN TOPPING OF TEXAS TECH

- For the first time in program history, UCF achieved three wins over a ranked opponent in a single season after knocking off No. 23/23 Texas Tech 75-61 in the second game of the in-season series. The Knights now own victories over No. 3/3 Kansas, No. 23/24 Oklahoma and No. 23/23 Texas Tech on the 2023-24 campaign. Prior to this season, the Knights had beaten multiple ranked opponents in the same campaign just once, topping No. 6 Houston on the road and beating No. 19 Cincinnati in Orlando in 2018-19. The year ended with UCF making an NCAA Tournament appearance.
- UCF used a 20-3 run to race past the Red Raiders, doing so after the halfway point in the second half. The run took 8:33 of time off the clock and reached its end with under two minutes remaining in the game.
- The Knights turned the ball over just once in the final 16 minutes of gameplay, recording their fifth straight game with fewer than 10 turnovers. UCF improved on its rebounding woes after losing the board battle in each contest during the four-game losing streak, tying Texas Tech in boards with 36 apiece. The Red Raiders were the team that started UCF's losing skid.

WALKER SPRINTING BACK

- C.J. Walker has returned to full form after spending parts of the last two seasons with injury. He scored a season-high 15 points against No. 1 Houston, leading UCF in scoring. In total, Walker has five games with double-digit points this season. Because of his injuries, Walker hadn't scored a double-digit game since Mar. 6, 2022 until Dec. 29, 2023.
- After missing 37 straight UCF games due to injury, Walker made his return to the court on Dec. 21, 2023 against Florida A&M. He missed the final 27 games of 2022-23 and the first 10 of the current campaign and missed an additional four straight games later in the calendar, but made his return for the team's road game at No. 23 Texas Tech.
- Walker made his return to the starting lineup in UCF's game versus Kansas for the first time since March 11, 2022, against Memphis. He finished the contest leading the team in blocks with three while scoring seven points in 29:45 on the floor.

PAINT BEASTS

- Ibrahima Diallo and Omar Payne have been critical to UCF's success this season, playing a role in UCF's high block numbers. (See "Big 12 Block Party" for more.)
- Diallo leads the team in total blocked shots on the season, but it was Payne who held the edge in conference play.
- Diallo recorded two double-doubles in a span of 10 days, posting 11 points and 19 rebounds against No. 18/17 BYU on Jan. 13 before scoring 14 points and 12 rebounds on Jan. 23 against West Virginia. He owns three double-doubles on the year.
- Payne earned a career-high six blocks in UCF's game at West Virginia on Feb. 20 and has earned 27 of his 43 blocks during Big 12 play. Diallo recorded 26 rejections in league games.

BIG 12 BLOCK PARTY

- As a team, UCF is hovering near a top-10 national ranking in blocks per game, currently sitting 17th with 5.1 per game.
- According to KenPom, the Knights rank seventh in the nation in block percentage with a mark of 15.1%, which is the amount of blocked shots divided by the amount of two-point attempts an opponent takes.
- Ibrahima Diallo is currently averaging 1.83 blocks per game which stands as the top mark in the Big 12 and 42nd nationally. He retook the conference's blocks per game lead on Jan. 2 after leading the league from Nov. 17-Dec. 29. Diallo has led the Knights in blocked shots in 16 games thus far and has nine games with three or more blocks.
- Diallo ranks as KenPom's No. 8 player in block percentage with a clip of 11.4% while Omar Payne has a mark of 10.9%
- Payne has averaged 1.43 blocks per game, a mark that ranks fifth in the Big 12 with 43 total blocks. He swatted aside a career-high six shots at West Virginia, topping his previous season-high of four blocks against No. 23 Oklahoma.

UNLUCKY; THE MARGIN IS SLIM

- UCF snapped its four game losing streak with a home victory over No. 23 Texas Tech. During the skid, the Knights lost two contests by two points in back-to-back games (at BYU, 90-88; vs. Cincinnati, 76-74). Eight of UCF's 11 losses in Big 12 Conference play have been by single digits. Two of the Knights' non-conference losses were by a single possession.

QUICK FACTS

UCF INFORMATION

Location	Orlando, Fla.
Founded	1963
Enrollment	68,442
Nickname	Knights
Colors	Black and Gold
Conference	Big 12 Conference
University President	Alexander Cartwright
Director of Athletics	Terry Mohajir
Athletics Phone	(407) 823-2261
Ticket Office Phone	(407) 823-1000

ADDITION FINANCIAL ARENA

Capacity	10,000
Year Opened	Fall 2007
Press Row Phone	(954) 531-4322

BASKETBALL HISTORY

First Year of Basketball	1969-70 (55th season)
First Year in Division I	1984-85 (40th season)
First Year in Big 12	2023-24 (1st season)
All-Time Record	845-689/898-689*
NCAA Tournaments/Lost	Five/2019

* 2008-09 (17-14), 2009-10 (15-17), 2010-11 (21-12) victories vacated due to NCAA sanctions

2023-24 TEAM INFORMATION

2022-23 Record	19-15
Conference Record/Finish	8-10/7th
Home Record	11-6
Road Record	5-7
Neutral Record	3-2
Conference Tournament	Quarterfinals
Postseason	NIT Second Round
Starters Returning/Lost	1/4
Total Returning/Lost	7/9
Newcomers	10

STRATEGIC COMMUNICATIONS

Primary Contact	Ken Landis
Cell Phone	(954) 531-4322
Email	klandis@athletics.ucf.edu
Secondary Contact	Ryan Ladika
Email	rjadika@athletics.ucf.edu
Mailing Address	Roth Athletics Center 4192 North Orion Blvd. Orlando, FL 32816 www.UCFKnights.com
Website	@UCF_MBB
Twitter	UCF.MBB
Instagram	UCFMensBasketball
Facebook	

CONFERENCE AFFILIATION HISTORY

	Independent 1984-90		Atlantic Sun 1993-05
	American South 1990-91		Conference USA 2005-13
	Sun Belt 1991-92		American Athletic 2013-23
	Independent 1992-93		Big 12 2023-present

UCFACTS - KNIGHT NOTES (CONT.)

• KenPom has UCF ranked as the 40th unluckiest team in the country, continuing on a trend that had the Knights as the sixth unluckiest team in the nation last season. UCF finished the 2022-23 season with six losses decided by a single possession and 12 decided by single digits.

SELLERS DOESN'T NEED TO BUY BUCKETS

- Jaylin Sellers has been one of the nation's most prolific scorers to begin 2023-24, averaging 16.0 points per game which is fifth in the Big 12. He led the Big 12 in scoring from Nov. 27-Dec. 18.
- Sellers earned his sixth 20-point game this season when UCF hosted No. 23 Oklahoma, his second of Big 12 play and second since his career-high 34-point outing (first 30+ point outing of career) against Stetson on Nov. 26. He registered six 20-point outings in 62 career games with Ball State and has matched that with the Knights this season.
- His 34 points scored against Stetson were the most by a Knight since Brandon Mahan had 32 points against No. 15 Florida State on Dec. 19, 2020. Since then, only C.J. Kelly (Jan. 4, 2023 at ECU) and Ithiel Horton (Jan. 11, 2023 vs. Memphis) had reached the 30-point threshold.
- Sellers scored 15 points or more in UCF's first eight games of the season and scored double-digit points in the first 12 games. The last UCF newcomer to score double digits in their first 12 games was Aubrey Dawkins, who helped lead the Knights to an NCAA Tournament appearance in 2018-19. Dawkins went on to score 10+ points in 18 consecutive contests to begin his redshirt junior campaign and tallied 20 or more points on four occasions during the streak.
- Sellers' efforts against Charlotte and Stetson earned a nod as the Big 12 Conference's Co-Newcomer of the Week on Nov. 27. He averaged 26.5 points, pulling in 7.0 rebounds and shooting 59.4% from the field and 46.2% from the three-point arc.
- Sellers scored 23 points in his UCF debut in the season opener. He followed that with a 22-point, 11-rebound double-double at Miami. His first two games as a Knight were eerily similar to that of UCF's 2023 NBA Draft first-round pick Taylor Hendricks, who scored 23 points in the 2022-23 opener and had a 16-point, 12-rebound double-double in his second game.

BATTLE OF THE BOARDS

- UCF's rebounding margin is 7.6 boards per game higher in games the Knights win (+6.6) than in games they lose (-1.0).
- The Knights were outrebounded by 30 boards combined during their four-game losing streak and were outrebounded in each contest during the stretch. UCF is 1-7 this season in Big 12 Conference play when getting outrebounded.

DEFENSE IS A HABIT

- According to ESPN's BPI, UCF currently has the nation's 10th strongest defense and the 12th best according to KenPom.
- UCF teams under Dawkins have traditionally been outstanding defensively, finishing ranked in the top 50 nationally in scoring defense in four of his seven seasons, including two top 10 finishes, finishing sixth in 2016-17 and third in 2017-18.
- The Knights have never finished a season under Dawkins with opponents averaging north of 70 points and have improved upon their scoring defense ranking each season since 2020-21.
- Last season, UCF was ranked top 50 in multiple defensive categories, ranking 29th in opponent three-point percentage (30.7%), 38th in turnovers forced per game (14.82) and 47th in scoring defense (65.5).
- UCF held opponents to 60 points or less in five straight contests at one point during the 2022-23 season. It was a historic streak, marking the first time in Dawkins' 15-year coaching career that any of his teams accomplished the feat. Prior to the Knights' historic streak, the last time UCF had accomplished the feat of holding teams to less than 60 points in five straight games was during 2003-04, which was part of a 14-game winning streak that helped fuel an NCAA Tournament run.
- Since Dawkins' first season as the Knights' head coach in 2016-17, UCF has improved upon their steals per game each season, averaging 4.0 that first campaign to 7.7 at the end of last season, and climbing even higher this go-around.

TURNOVER TIME

- UCF is currently averaging 14.30 forced turnovers per game, a mark that ranks 41st in the nation and fourth in the Big 12. The mark stands as the second best in the Dawkins era, nearing the top mark of 14.82 achieved last season. Until the Feb. 17 game against Cincinnati, UCF had been north of that 14.82 mark all season. A big part of the Knights' turnovers forced have been their steals per game, averaging nearly 10 per game at 8.7, a mark that is 21st in the nation.
- UCF has forced 20 or more turnovers in four games, 15 or more in 12 games and forced double-digit turnovers in all but three.
- KenPom has UCF's defense listed as 29th in the nation in turnover percentage with a 20.6% clip, which indicates that roughly one of every five Knight possessions stems from a turnover. (Calculated by turnovers divided by possessions)
- The Black and Gold forced 26 turnovers against Bethune-Cookman on Dec. 29, 2023, a season high and the highest of the Dawkins era. UCF nabbed 16 steals against FIU on opening night, the first time the Knights recorded 16 steals since facing Cincinnati on Feb. 19, 2020.

DANCIN' DEFENSE

- UCF's defense is posting remarkable numbers so far in 2023-24, numbers that haven't been seen since the team's 2018-19 NCAA Tournament run. The Knights earned their first NCAA Tournament victory that season, a 73-58 win over VCU. The defensive numbers of that run stack up closely with those of this season's team. A direct comparison to a few key categories are below, with the national ranking in parentheses while bold italics indicates a top 25 national mark.

Season	Scoring Defense	Opponent FG%	TOs Forced p/gm.	Steals p/gm.	Blocks p/gm.
2018-19	64.5 (27th)	39.4 (11th)	12.15 (255th)	5.7 (244th)	4.5 (35th)
2023-24	67.0 (44th)	40.9 (33rd)	14.30 (41st)	8.7 (21st)	5.1 (17th)

TOUGH AS NAILS

- At the beginning of Big 12 Conference play, every Big 12 team occupied the top 14 toughest strength of schedule slots, according to ESPN's BPI.
- The Knights had a four game stretch which they faced consecutive ranked opponents, earning a win over No. 23 Oklahoma during the run. UCF then wrapped up its home slate with a two-game stretch against two top-10 foes (No. 8/6 Iowa State, No. 1/1 Houston) following the win at Oklahoma State.

STRENGTH IN NUMBERS

- The Knights have used 10 different starting lineups this season and have won with seven of them. UCF is one of 20 teams in NCAA Division I to use double-digit lineups and one of 11 teams to win with seven or more lineups.
- UCF's bench has been a contributing factor to its success this season, outscoring opponents by a margin of 138 points and holding the scoring edge in 18 games.
- The Knights' bench averages 22.4 points per game, a mark that is 99th nationally and fifth in the Big 12 Conference.
- Marchelus Avery, who has come off the bench in 26 of 28 games he's played, is the team's fourth-leading scorer this year.

RANKED MATCHUPS RECORD

- Through its regular season slate, UCF had 11 meetings with ranked opponents, a program record in a single season. Of the 11 matchups against ranked foes, 10 were in Big 12 play. The Knights snatched wins against No. 3 Kansas, No. 23/24

BIG 12 CONFERENCE



School	Big 12		Overall			Streak
	W-L	Pct.	W-L	Pct.	H A N	
Houston	15-3	.833	28-3	.903	17-0 7-3 4-0	W9
Iowa State	13-5	.722	24-7	.774	18-0 5-5 1-2	L1
Baylor	11-7	.611	22-9	.710	15-2 4-5 3-2	L1
Texas Tech	11-7	.611	22-9	.710	15-2 4-6 3-1	W3
BYU	10-8	.556	22-9	.710	16-2 3-7 3-0	W1
Kansas	10-8	.556	22-9	.710	15-1 3-7 4-1	L1
Texas	9-9	.500	20-11	.645	14-4 4-6 2-1	W1
TCU	9-9	.500	20-11	.645	12-4 6-5 2-2	L1
Oklahoma	8-10	.444	20-11	.645	14-4 3-6 3-1	L1
Kansas State	8-10	.444	18-13	.581	15-3 2-8 1-2	W1
Cincinnati	7-11	.389	18-13	.581	14-5 4-7 0-1	W1
UCF	7-11	.389	16-14	.533	11-7 3-7 2-0	W1
Oklahoma State	4-14	.222	12-19	.387	10-8 1-9 1-2	L5
West Virginia	4-14	.222	9-22	.290	9-9 0-9 0-4	L5

Standings updated through the completion of the regular season

Preseason Coaches Poll

1. Kansas (12).....	168
2. Houston (2).....	153
3. Texas.....	143
4. Baylor.....	137
5. TCU.....	113
6. Kansas State.....	106
7. Iowa State.....	95
8. Texas Tech.....	80
9. West Virginia.....	70
10. Oklahoma State.....	57
11. Cincinnati.....	55
12. Oklahoma.....	54
13. BYU.....	29
14. UCF.....	14

Preseason Player of the Year

Hunter Dickinson, C, Sr., Kansas

Honorable Mention

Jalen Bridges, Baylor
 RayJ Dennis, Baylor
 Ja'Kobe Walter, Baylor
 Jamal Shead, Houston
 Kevin McCullar Jr., Kansas
 Arthur Kaluma, Kansas State
 Tylor Perry, Kansas State
 Dylan Disu, Texas
 Tyrese Hunter, Texas
 Dillon Mitchell, Texas
 Jesse Edwards, West Virginia
listed alphabetically by school

Preseason Newcomer of the Year

Hunter Dickinson, C, Sr., Kansas

Preseason Freshman of the Year

Ja'Kobe Walter, F, Baylor

Preseason All-Big 12 Team

L.J. Cryer, G, Sr., Houston
 Hunter Dickinson, C, Sr., Kansas
 Dejuan Harris Jr., G, Kansas
 Emanuel Miller, F, Sr., TCU
 Max Abmams, G, Gr., Texas

Weekly Honors

Week	Player of the Week	Newcomer of the Week
Week 1	Ja'Kobe Walter, Baylor, G, Fr.	Hunter Dickinson, Kansas, C, Sr.
Week 2	Hunter Dickinson, Kansas, C, Sr.	Hunter Dickinson, Kansas, C, Sr.
Week 3	Kevin McCullar Jr., KU, G, Gr.	Jaylin Sellers, UCF, G, Jr.
Week 4	Emanuel Miller, TCU, F, Sr.	RayJ Dennis, Baylor, G, Sr.
Week 5	Arthur Kaluma, Kansas State, F, Jr.	Chance McMillian, Texas Tech, G, Sr.
Week 6	Micah Peavy, TCU, G, Sr.	Keshon Gilbert, Iowa State, G, Jr.
Week 7	Raequan Battle, West Virginia, G, Gr.	Max Abmas, Texas, G, Gr.
Week 8	Raequan Battle, West Virginia, G, Gr.	Raequan Battle, West Virginia, G, Gr.
Week 9	Hunter Dickinson, Kansas, C, Sr.	Keshon Gilbert, Iowa State, G, Jr.
Week 10	Emanuel Miller, TCU, F, Sr.	-
Week 11	Jamal Shead, Houston, G, Sr.	Hunter Dickinson, Kansas, C, Sr.
Week 12	Emanuel Miller, TCU, F, Sr.	Max Abmas, Texas, G, Gr.
Week 13	Hunter Dickinson, Kansas, C, Sr.	Arthur Kaluma, Kansas State, F, Jr.
Week 14	Dylan Disu, Texas, F, Gr.	Chance McMillian, Texas Tech, G, Sr.
Week 15	Jayden Nunn, Baylor, G, Jr.	Max Abmas, Texas, G, Gr.
Week 16	Tylor Perry, Kansas State, G, Sr.	Yves Missi, Baylor, C, Fr.
Week 17	Tyrese Hunter, Texas, G, Jr.	Jayden Nunn, Baylor, G, Jr.
	Darrion Williams, Texas Tech, F, So.	Chendall Weaver, Texas, G, So.
		Darrion Williams, Texas Tech, F, So.

UCFACTS - KNIGHT NOTES (CONT.)

Oklahoma and No. 23 Texas Tech, representing the most ranked win in a single campaign in program history. While not ranked, TCU finished UCF's regular season schedule and were receiving votes in the coaches poll.

- The 11 contests against top-25 foes topped the nine games against ranked opponents during the 2013-14 campaign. Other years with a high number of ranked foes include seven in 2017-18 and five in the 2018-19 season.
- UCF snapped its streak of eight straight losses to ranked foes with the 65-60 win over No. 3 Kansas on Jan. 10; the most recent win before that was an 86-74 win in Tallahassee over No. 15 Florida State on Dec. 19, 2020.
- The week 17 poll snapped a streak that saw the Big 12 Conference lead the nation in amount of teams in the AP Poll for 13 straight weeks. The Big 12 had eight ranked teams in the week 11 and 13 polls, which was a Big 12 record.
- Twenty percent of the AP Poll's Preseason Top 25 was on the Knights' schedule heading into 2023-24 as five opponents were featured in the preseason rankings while an additional two were receiving votes. (No. 1 Kansas, No. 7 Houston, No. 13 Miami, No. 18 Texas and No. 20 Baylor.)

BRACKETOLOGY

- As of ESPN's Joe Lunardi's Mar. 11 bracketology, UCF has faced 10 teams slated to be in the NCAA Tournament this season. They are: Houston (1-Seed), Iowa State (2-Seed), Baylor (3-Seed), Kansas (4-Seed), BYU (5-Seed), Texas Tech (7-Seed), Texas (8-Seed), Oklahoma (9-Seed), TCU (10-Seed) and Stetson (16-Seed).
- Nine teams on UCF's 2023-24 schedule made the 2022-23 NCAA Tournament with seven of the nine winning at least one tournament game. They are Miami (Final Four), Kansas State (Elite Eight), Texas (Elite Eight), Houston (Sweet 16), Kansas (Second Rd.), Baylor (Second Rd.), TCU (Second Rd.), West Virginia (First Rd.) and Iowa State (First Rd.).

PROTECTING HOME COURT

- UCF has made a habit of protecting Addition Financial Arena under head coach Johnny Dawkins, going 93-34 at home.
- Dawkins and the Knights have earned five wins against ranked foes on their home floor, with an overall record of 5-9.

FINLING ADDITION FINANCIAL

- UCF finished its inaugural Big 12 home schedule with all nine contests finishing in the top 20 in attendance in Addition Financial Arena's history, including four in the top seven, including the highest of the season against Kansas at 9,469 fans.
- The Knights wrapped up the home slate with two announced sellouts prior to tip, joining the only other sellout which was in the 2017 NIT vs. Illinois. UCF sold out the arena against No. 3 Kansas with 9,469 fans while hosting 9,387 fans against No. 23 Oklahoma. The NIT contest against Illinois saw 10,011 fans enter the turnstiles.
- UCF's Big 12 home opener against No. 3 Kansas was announced as a sellout on Dec. 5, 2023, more than month before tip. It was the third highest-attended game in the arena's history. Just days later, another 9,137 fans piled into the building to watch UCF take on No. 18/17 BYU.

BATTLED TO THE END AT BYU

- Down by as many as 19 points and trailing by double-digits at multiple times, the Knights never quit in their contest at BYU, falling by a final score of 90-88. UCF used a barrage of three-pointers late in the contest to keep themselves in it.
- UCF scored 62 points in the second half, the first time scoring 60 or more in a half during the Johnny Dawkins era and the first time since scoring 60 in the first half against ECU on Jan. 16, 2016 in an 89-69 victory. UCF scored 51 of its 62 points in the final 15 minutes of the contest against BYU.
- The Knights turned BYU over 17 times in the game, the highest mark posted in UCF's Big 12 slate. UCF cashed in on 27 points off Cougar turnovers compared to nine points that BYU scored via the Knights nine turnovers.
- UCF went 14-for-26 from the free throw line while BYU shot 40-for-46. A UCF opponent had not made over 35 free throws since Feb. 27, 2010 when Marshall made 43-of-67 free throw attempts; UCF went on to lose that night 121-115 in triple OT.
- The Black and Gold shot just 29.3% in the first meeting between the two sides in January before shooting an impressive 50.7% against BYU in the second meeting to post the highest point total BYU had surrendered to that point on the year.

JAYLIN REACHES 1K

- UCF junior Jaylin Sellers achieved and surpassed the 1,000-career point mark on Saturday at No. 23 Texas Tech, posting 14 points with an impressive four-for-six mark from three-point land.
- Sellers began his career with 207 points in his freshman year at Ball State, shooting 55.1% from the field on his way to a MAC All-Freshman Team nod. His sophomore season saw him explode onto the national scene with a 45.0% clip from long range and was ranked as one of the top 35 three-point shooters, according to KenPom. Sellers compiled 420 points along the way, averaging 13.5 points in his second season. In his first season as a Knight, Sellers has gathered a career-best 428 points, a clip of 16.5 points per game. He has become a true three-level scorer, scoring from each range with confidence.

TOUGH OUTING AT TECH

- The Knights never led in their road contest at No. 23 Texas Tech, but were right there down the home stretch, trailing by one or two points on multiple occasions down the stretch.
- UCF was outrebounded, something that has only happened on six occasions this season, going 2-4 in those games.
- While UCF's defense didn't put up its normal block, steal or turnover numbers, it held Texas Tech to around 10 points under their average points per game on the season. The Knights also held the Red Raiders' leading scorer, Pop Isaacs, to just seven points in the ballgame; he averaged 19.4 points per game in conference play leading up to the Saturday night clash.

NATIONALLY RANKED KNIGHTS

Jaylin Sellers	Value	NCAA Rk.	Big 12 Rk.	Omar Payne	Value	NCAA Rk.	Big 12 Rk.
Category				Category			
Points per Game	16.0	194	6	Blocks	43	105	4
Points	479	205	6	Blocks per Game	1.43	103	5
Field Goal Percentage	42.4	288	6				
Field Goals	158	304	8	Darius Johnson			
Field Goal Attempts	373	208	6	Category	Value	NCAA Rk.	Big 12 Rk.
Free Throw Percentage	83.9	111	9	Assists per Game	3.7	195	15
Free Throws	115	150	7	Assists	111	198	14
Free Throw Attempts	137	221	9	Steals per Game	2.27	15	3
				Steals	68	19	3
Ibrahima Diallo				Free Throw Percentage	81.7	163	12
Category	Value	NCAA Rk.	Big 12 Rk.	Minutes per Game	32.30	295	13
Blocks	53	57	1				
Blocks per Game	1.83	42	1	Shemarri Allen			
Offensive Reb. per Game	2.03	273	14	Category	Value	NCAA Rk.	Big 12 Rk.
				Steals per Game	1.82	81	5
				Steals	51	121	7

updated to include all games through Sun., Mar. 10





POLLS & RANKINGS

AP POLL			COACHES POLL		
Week 19 - Mar. 11			Week 19 - Mar. 11		
Rk.	Team (1st Votes)	Record Pts.	Rk.	Team (1st Votes)	Record Pts.
1	Houston (52)	28-3 1540	1	Houston (29)	28-3 772
2	UConn (6)	28-3 1471	2	UConn	28-3 732
3	Purdue (4)	28-3 1453	3	Purdue (2)	28-3 728
4	North Carolina	25-6 1361	4	North Carolina	25-6 671
5	Tennessee	24-7 1291	5	Tennessee	24-7 653
6	Arizona	24-7 1125	6	Creighton	23-8 569
7	Iowa State	24-7 1120	7	Arizona	24-7 566
8	Creighton	23-8 1094	8	Iowa State	24-7 546
9	Kentucky	23-8 1018	9	Kentucky	23-8 513
10	Marquette	23-8 1011	10	Marquette	23-8 487
11	Duke	24-7 976	11	Duke	24-7 481
12	Auburn	24-7 914	12	Auburn	24-7 423
13	Illinois	23-8 802	13	Baylor	22-9 387
14	Baylor	22-9 786	14	Illinois	23-8 385
15	South Carolina	25-6 567	15	Gonzaga	24-6 274
16	Kansas	22-9 558	16	South Carolina	25-6 273
17	Gonzaga	24-6 511	17	Kansas	22-9 256
18	Utah State	26-5 486	18	Utah State	26-5 249
19	Alabama	21-10 432	19	Alabama	21-10 217
20	BYU	22-9 381	20	Saint Mary's	24-7 193
21	Saint Mary's	24-7 306	21	BYU	22-9 166
22	Washington State	23-8 239	22	Nevada	26-6 109
23	Nevada	26-6 223	23	Texas Tech	22-9 104
24	Dayton	24-6 155	24	Dayton	24-6 103
25	Texas Tech	22-9 149	25	Washington State	23-8 82

RECEIVING VOTES: Boise St. 46, South Florida 27, San Diego St. 21, Drake 16, **Texas 14**, James Madison 14, FAU 11, Florida 8, Princeton 7, Nebraska 6, New Mexico 4, Colorado 2, McNeese St. 2, Colorado St. 1, Wake Forest 1, Indiana St 1.

RECEIVING VOTES: Boise State 30; San Diego State 19; James Madison 19; Florida 17; Drake 15; South Florida 11; Nebraska 7; **Oklahoma 6**; Florida Atlantic 6; Colorado 3; Princeton 1; Northwestern 1; Indiana State 1

* UCF opponents listed in bold italics.

UCFACTS - KNIGHT NOTES (CONT.)

CAPTURING CAREER WIN NO. 300

- UCF head coach Johnny Dawkins achieved a milestone in the Knights' win over No. 23/24 Oklahoma, winning his 300th career game as a head coach. He became the sixth active Big 12 Conference head coach to reach the milestone and became one of 82 active Division I head coaches to hit 300.
- Throughout his career, he picked up some memorable wins, winning two NIT championships at Stanford (wins No. 75 and No. 141), UCF's first March Madness victory (No. 223) and an NIT victory over in-state rival Florida (No. 287).

MAKING HISTORY WHILE SENDING THE SOONERS HOME

- UCF matched up with No. 23/24 Oklahoma on Feb. 3 and made history in doing so, beating the Sooners 74-63 for the program's second ranked win of the season, with the other coming at home against No. 3 Kansas.
- The feat of beating two ranked teams was the second occurrence in program history, the other time coming back in 2018-19 when UCF won at No. 6 Houston and then beat No. 19 Cincinnati in Orlando five days apart (Mar. 2 & 7, 2019).
- The Knights never trailed in the ballgame, the second time in UCF's Big 12 Conference slate accomplishing the feat, with the other time coming at home against West Virginia.
- UCF continued its trend of building a double-digit lead, going up by 10 or more for the fourth straight game, leading Oklahoma by as many as 17 at one point.
- The story of the night was free throws as UCF made a season-high 28 on a season-high 32 attempts after shooting just one-of-seven the previous game. Shemarri Allen also returned to the lineup after missing a pair of games due to injury.
- UCF posted their highest blocks and steals marks in Big 12 play this season against the Sooners, swatting aside nine shots and snatching 12 steals. It was the sixth time this season the Knights have registered a dozen or more steals.

A TALE OF TWO HALVES

- UCF's first five Big 12 games saw the Knights trail at halftime and trail by double digits at some point during each contest. On the flip side, UCF led at halftime and led by double digits at some point during each of the next four contests. The Knights came back to win two of their first five contests (No. 3 Kansas and Texas) and nearly a third against BYU. UCF's first two wins in Big 12 Conference play came via the comeback, trailing by 16 to both No. 3 Kansas and Texas. The Knights led for a total of 19:53 in their first four halves of their Big 12 wins, leading Kansas at home for a total of 16:22 and Texas for 3:31 on the road. There were nine lead changes in those first two games UCF won in Big 12 play.
- In their first four Big 12 games, the Knights shot 46.4% in the second half compared to 32.0% in the first, a 14.4% difference.

COUNTRY ROADS CLOSED

- The Knights earned a 13-point victory over West Virginia on Jan. 23, putting UCF at 3-3 in conference play. UCF never trailed against the Mountaineers, the first occurrence in Big 12 play. It was also the first Big 12 game that the Knights haven't trailed at halftime or been down by double digits.
- Ibrahima Diallo earned his second double-double in 10 days, posting 14 points and 12 rebounds while rejecting four shots.
- Shemarri Allen had four steals in the contest, extending his steal streak to eight games. His effort led to him cracking into the top five in steals per game in the Big 12 and in the nation's top 75 with an average of 1.94. As a team, UCF snatched 10 steals, the seventh time this season with double-digit thefts.

COACH DAWKINS - ONE OF ONE

- UCF's Johnny Dawkins is the only Big 12 Conference head coach to play in the NBA and be a first round draft pick. BYU's Mark Pope joins Dawkins as the only other Big 12 head coach to play in the Association.
- Dawkins was honored as the Naismith College Player of the Year in 1986 and is the only current head coach in NCAA Division I who has won the award. There are two former winners of the honor that served as head coaches as Patrick Ewing (1985 winner) was the Georgetown head coach from 2017-2023 while Danny Manning (1988 winner) was the head coach at Tulsa from 2012-14 and Wake Forest from 2014-20 and is now an associate head coach at Louisville.
- Dawkins is one of 13 coaches in the Power 5 and Big East who played in the NBA and is one of just five coaches who averaged double-digit points while in The Association. Dawkins averaged 11.1 points per game in nine seasons.

TAKING DOWN TEXAS

- UCF earned its first Big 12 road league win with a 77-71 win at Texas, one that saw the Knights come from down 12 at halftime, 15 in the second half, and 16 in the first. The 12 point deficit was the most UCF had trailed at halftime this season, and the 44 points allowed in the first half were the most UCF had allowed to an opponent in the first half this season.
- UCF finished the game with a 31-12 run over the final 12 minutes, including a 10-0 run in a two-minute span to help mount the comeback. The Knights finished the game with their highest field-goal percentage in a game this season at 50.9%.
- Led by Jaylin Sellers' 24 points, the Knights had five players score double digit points for the second time this season. Shemarri Allen had 17, Darius Johnson had 11 while C.J. Walker and Omar Payne had 10 each.
- The Knights only led for 3:31 of the game, but found a way to win in the end, taking the lead for the final time at 69-68.

WE BELONG - BEATING NO. 3 KANSAS

- In his Jan. 4 press conference ahead of UCF's Big 12 Conference slate, head coach Johnny Dawkins relayed the message to

UCF WEEK-BY-WEEK

	AP	COACHES	NET	ESPN BPI	KENPOM	RECORD
Preseason	NR	NR	-	49	72	0-0
Week 2	NR	NR	-	48	73	1-1
Week 3	NR	NR	-	47	64	3-1
Week 4	NR	NR	-	59	78	4-2
Week 5	NR	NR	112	66	79	5-2
Week 6	NR	NR	83	58	75	6-3
Week 7	NR	NR	84	57	80	6-3
Week 8	NR	NR	82	61	78	8-3
Week 9	NR	NR	69	53	75	9-3
Week 10	NR	NR	80	64	87	9-4
Week 11	NR	NR	75	64	77	10-5
Week 12	NR	NR	67	55	72	11-6
Week 13	NR	NR	71	56	72	12-7
Week 14	NR	NR	67	55	69	13-8
Week 15	NR	NR	66	58	65	13-9
Week 16	NR	NR	68	53	70	13-11
Week 17	NR	NR	69	59	70	14-12
Week 18	NR	NR	65	57	65	15-13
Week 19	NR	NR	61	55	60	16-14
Final	-	-	-	-	-	-

All rankings are updated on Monday of each respective week. First NET rankings debuted in Week 5.

BIG 12 CONFERENCE TEAMS IN NATIONAL POLLS

Week	Baylor	BYU	UCF	Cincinnati	Houston	Iowa State	Kansas	Kansas State	Oklahoma	Oklahoma State	TCU	Texas	Texas Tech	West Virginia
Preseason	20/17	-	-	-	7/6	-/RV	1/1	RV/RV	-	-	RV/RV	18/18	-	-
Week 2	15/13	RV/RV	-	-	6/6	RV/RV	1/1	-	-	-	RV/RV	19/17	-	-
Week 3	13/12	RV/RV	-	-	6/6	RV/RV	1/1	-/RV	RV/-	-	RV/RV	15/17	-	-
Week 4	9/9	19/19	-	RV/RV	6/5	RV/RV	5/6	RV/-	25/RV	-	RV/RV	16/18	-	-
Week 5	6/6	14/113	-	RV/RV	2/3	-/RV	2/3	-	19/22	-	RV/RV	12/16	-	-
Week 6	6/6	18/17	-	-/RV	4/3	RV/RV	2/2	RV/-	11/12	-	RV/RV	19/22	-	-
Week 7	10/10	17/15	-	-	3/3	RV/RV	2/2	-	7/8	-	RV/RV	19/22	-	-
Week 8	17/19	14/12	-	-	3/3	RV/RV	2/2	-	12/13	-	-/RV	21/24	-	-
Week 9	18/18	12/12	-	-	3/3	RV/RV	2/2	-	11/11	-	-/RV	20/22	-	-
Week 10	14/14	18/17	-	RV/RV	2/2	RV/RV	3/3	-	9/9	-	RV/RV	25/RV	RV/RV	-
Week 11	9/9	20/19	-	-	5/5	24/20	3/4	-	15/16	-	19/22	RV/RV	25/25	-
Week 12	15/14	21/19	-	-	4/4	23/18	7/8	RV/RV	11/13	-	RV/RV	RV/RV	20/21	-
Week 13	18/18	22/21	-	-	4/4	12/11	8/9	-	23/24	-	25/25	RV/RV	15/15	-
Week 14	13/13	21/19	-	-	5/5	14/14	4/4	-	RV/RV	-	RV/RV	RV/RV	23/23	-
Week 15	12/13	19/17	-	-	3/3	10/10	6/7	-	25/21	-	RV/RV	RV/-	RV/RV	-
Week 16	11/11	25/21	-	-	2/2	6/6	9/10	-	-/RV	-	RV/25	-	23/23	-
Week 17	15/14	RV/RV	-	-	1/1	8/6	7/9	-	RV/RV	-	RV/RV	-	RV/RV	-
Week 18	11/11	20/23	-	-	1/1	6/6	14/15	-	-/RV	-	-/RV	RV/-	RV/RV	-
Week 19	14/13	20/21	-	-	1/1	7/8	16/17	-	-/RV	-	-	RV/-	25/23	-
FINAL	-	-	-	-	-	-	-	-	-	-	-	-	-	-

Rankings are listed as AP/USA Today

DID YOU KNOW?



With the win against Oklahoma State, UCF now has won each of its last four initial games at its postseason tournaments. The Knights earned victories in their first game at the American Athletic Conference Championship in 2021, 2022 and 2023 before winning its Big 12 Conference Championship debut on Tuesday.

QUICK GLANCE - GAME LEADERS

Points	Rebounds	Steals	Omar Payne - 2
Darius Johnson - 14	Ibrahima Diallo - 10	Darius Johnson - 18	Thierno Sylla - 1
Jaylin Sellers - 13	Jaylin Sellers - 5	Shemarri Allen - 11	20-Point Games
Marchelus Avery - 3	Thierno Sylla - 5	Jaylin Sellers - 3	Darius Johnson - 6
Ibrahima Diallo - 1	C.J. Walker - 4	Marchelus Avery - 2	Jaylin Sellers - 6
Thierno Sylla - 1	Shemarri Allen - 3	Ibrahima Diallo - 2	Marchelus Avery - 1
C.J. Walker - 1	Marchelus Avery - 3	C.J. Walker - 2	Thierno Sylla - 1
Assists	Darius Johnson - 3	Antwann Jones - 1	30-Point Games
Darius Johnson - 19	Omar Payne - 3	DeMarr Langford Jr. - 1	Darius Johnson - 1
Shemarri Allen - 12	Blocks	Nils Machowski - 1	Jaylin Sellers - 1
Antwann Jones - 2	Ibrahima Diallo - 17	Omar Payne - 1	Double Digit Rebs.
Nils Machowski - 2	Omar Payne - 12	Double Digit Points	Ibrahima Diallo - 5
Jaylin Sellers - 2	Thierno Sylla - 5	Jaylin Sellers - 27	Omar Payne - 1
Marchelus Avery - 1	C.J. Walker - 4	Darius Johnson - 26	Jaylin Sellers - 1
Ibrahima Diallo - 1	Shemarri Allen - 3	Marchelus Avery - 9	Thierno Sylla - 1
DeMarr Langford Jr. - 1	Marchelus Avery - 3	Shemarri Allen - 7	Double-Doubles
Omar Payne - 1		C.J. Walker - 6	Ibrahima Diallo - 3
		Ibrahima Diallo - 5	Darius Johnson - 3
		Antwann Jones - 3	Jaylin Sellers - 1
		Nils Machowski - 2	Thierno Sylla - 1

IN UCF WINS VS. LOSSES

	IN UCF WINS	IN UCF LOSSES
Field Goal Percentage	44.4%	39.2%
Three-Point Percentage	36.0%	26.6%
Free Throw Percentage	74.0%	66.2%
Rebounds per Game	39.7	35.1
Offensive Rebounds per Game	11.9	12.6
Rebound Margin	+6.6	-1.0
Assists per Game	12.8	10.3
Turnovers per Game	12.1	13.4
Points per Game	77.5	64.2
Opponent Points per Game	61.8	72.9
Opponent Field Goal Percentage	38.3%	43.8%
Opponent Three-Point Percentage	29.9%	36.0%
Opponent Free Throw Percentage	68.9%	75.5%
Opponent Turnovers per Game	15.3	13.0

DOUBLE-DOUBLE TRACKER

Date	Opponent	Player	Pts.	Reb.	Ast.	Stl.
Nov. 10	at #13/13 Miami	Jaylin Sellers	22	11	1	2
Nov. 20	vs. Charlotte	Ibrahima Diallo	10	14	0	3
Dec. 6	Jacksonville	Thierno Sylla	20	11	1	0
Jan. 13	#18/17 BYU	Ibrahima Diallo	11	19	1	0
Jan. 23	West Virginia	Ibrahima Diallo	14	12	0	1
Jan. 31	#18/18 Baylor	Darius Johnson	23	7	10	2
Mar. 12	vs. Oklahoma State	Ibrahima Diallo	17	11	0	3

2023-24 SUPERLATIVES

Largest UCF Lead 44, vs. Bethune-Cookman (12/29/23) 44, vs. Jacksonville (12/6/23)	Biggest UCF Deficit 35, at Kansas State (1/6/24)
Largest UCF Deficit in a Win 16, at Texas (1/17/24) 16, vs. Kansas (1/10/24)	Biggest UCF Lead in a Loss 13, vs. Stetson (11/26/23)
Largest UCF Halftime Lead 30, vs. Jacksonville (12/6/23)	Biggest Halftime Deficit 16, at Kansas State (1/6/24)
Highest UCF First Half FG% 57.7%, vs. Baylor (1/31/24)	Lowest UCF First Half FG% 20.0%, at Houston (1/20/24)
Highest UCF Second Half FG% 61.5%, vs. South Dakota St. (11/19/23)	Lowest UCF Second Half FG% 20.0%, at Houston (1/20/24)
Most Points by UCF in First Half 48, vs. Jacksonville (12/6/23)	Fewest Points by UCF in First Half 14, at Houston (1/20/24)
Fewest Points by Opponent in First Half 18, vs. Maine (12/18/23) 18, vs. Jacksonville (12/6/23) 18, vs. Cal St. Fullerton (11/16/23)	Most Points by Opponent in First Half 44, at Texas (1/17/24)
Most Points by UCF in Second Half 62, at BYU (2/13/24)	Fewest Points by UCF in Second Half 18, at Cincinnati (1/27/24)
Fewest Points by Opponent in Second Half 23, vs. Kansas (1/10/24)	Most Points by Opponent in Second Half 55, vs. Stetson (11/26/23)
Largest Halftime Deficit Erased 12, at Texas (1/17/24)	Largest Halftime Lead Blown 12, at Cincinnati (1/27/24)
Largest Margin of Victory 44, vs. Bethune-Cookman (12/29/23)	Largest Margin of Defeat 25, at Kansas State (1/6/24)

UCFACTS - KNIGHT NOTES (CONT.)

his players and the media that "we belong" in the team's new conference. He and his team proved it six days later, beating No. 3 Kansas 65-60 in UCF's first league game at home as part of the Big 12.

- The win was highest-ranked team that UCF had beat in its history, topping the program's victory over No. 4 UConn in 2011. It was just the team's second win over a top-five team. The victory snapped a streak of eight losses to ranked foes, with the most recent an 86-74 win at No. 15 Florida state on Dec. 19, 2020.
- UCF turned Kansas over 18 times in the game, which was the second straight game and third time on the year the Jayhawks coughed up a season high in giveaways. UCF forced 30 turnovers in its first two Big 12 games.
- The 60 points the Knights held Kansas to were the second fewest UCF has allowed to a top-three opponent, the other occurrence was 59 against No. 2 Florida on Dec. 4, 2003. Additionally, the 23 points the Black and Gold allowed in the second half were the fewest to that point in the season. Kansas only made seven field goals in the second half, the fewest since they only made six against Texas on March 5, 2022.
- Jaylin Sellers made four threes in the game, the first time a Knight made at least four threes in a game against a ranked opponent since Darin Green Jr. had four against No. 7 Houston on Jan. 29, 2022.
- The Knights trailed by 16 at one point in the contest, comparing similarly to their last win against a Big 12 team, beating Oklahoma State in the Baha Mar Hoops Bahamas Championship semifinals last season when they erased a 17-point deficit to win 60-56 in overtime.
- UCF's win over No. 3 Kansas was a part of a 24-hour overhaul of the top three, as No. 1 Purdue, No. 2 Houston and Kansas all lost within a day of each other.

DAWKINS VS. KANSAS, BILL SELF

- With UCF's Jan. 10 victory over No. 3 Kansas, Knights' head coach Johnny Dawkins is 4-0 against Kansas (two wins as a player, two as a coach) and 4-0 against Bill Self (two wins as a head coach, two as an assistant).
- Dawkins first encountered Kansas in his senior year at Duke in the 1985-86 season. The Blue Devils beat the Jayhawks just five games into the season and later met in the 1986 National Semifinal. Dawkins led Duke with 24 points, helping lift the Blue Devils to a 71-67 victory and a trip to the championship game. He finished the semifinal game shooting 11-of-17 from the floor while playing 38 minutes.
- The next two meetings against Kansas came at two different stops. At the helm of Stanford, Dawkins led the Cardinal to an NCAA Tournament Second Round 60-57 victory at the hands of a Bill Self led Kansas team, advancing to the Sweet 16. Dawkins' fourth meeting against Kansas and fourth meeting against Self was Jan. 10 in UCF's 65-60 win over the Jayhawks.
- The first two meetings against Self came with Dawkins as an assistant coach at his alma mater under Mike Krzyzewski. The Blue Devils bested Self as a head coach at Tulsa in the 1999 NCAA Tournament, downing the Golden Hurricane 97-56 in the Second Round. Two seasons later, Self crossed paths with the pair of Duke legends on Nov. 28, 2000 in a top-10 matchup. The duo of top-ranked Blue Devils got the best of No. 9 Illinois in a 78-77 thriller.

NON-CONFERENCE SLATE COMPLETE

- The Knights finished their non-conference schedule with a record of 9-3, the sixth time in seven seasons (not counting the COVID-19 affected 2020-21 season) under Dawkins with nine or more non-conference victories. It's the fifth season finishing with exactly nine non-conference wins.
- UCF's defense shone in non-conference play, holding opponents to 64.2 points per game, a mark that ranked 35th in the nation. Additionally, UCF was top 50 in the nation in turnovers forced p/gm. (17.08; 10th), blocks p/gm. (5.6; 15th in the nation), field goal percentage defense (38.6%; 20th), steals p/gm. (9.8; 21st), offensive rebounds p/gm. (13.58; 29th), free throw attempts p/gm. (23.9; 30th), total rebounds p/gm. (40.92; 36th) and free throws made p/gm. (16.5; 46th).
- The Black and Gold's average scoring margin in the non-conference slate was 14.4 with a victory margin of 21.5.

STAYED IN THE SUNSHINE STATE

- For the first time in program history, the Knights didn't leave the state of Florida during their non-conference schedule.
- UCF left home just twice in the 2023-24 non-conference slate, visiting No. 13 Miami on Nov. 10 and taking part in the Jacksonville Classic in St. Augustine, Florida, where it faced South Dakota State and Charlotte.
- The Knights had a total of nine home contests in the non-conference schedule and hosted five in-state foes.

GAME-BY-GAME LEAD/DEFICIT

Date	Opponent	Result	Largest Lead	Largest Deficit	Time Led	Time Trailed	Lead Changes
Nov. 6	FIU	W, 85-62	30 (2nd half, 16:11)	2 (1st half, 19:08)	38:25	0:22	1
Nov. 10	at #13/13 Miami	L, 88-72	Never Led	20 (2nd half, 0:54)	0:00	39:44	None
Nov. 16	Cal St. Fullerton	W, 72-44	32 (2nd half, 3:03)	5 (1st half, 16:43)	31:23	7:25	2
Nov. 19	South Dakota St.	W, 83-80	8 (2nd half, 17:06)	7 (1st half, 10:15)	28:27	8:08	5
Nov. 20	Charlotte	W, 74-71 (OT)	9 (1st half, 12:20)	8 (2nd half, 11:03)	14:22	25:40	8
Nov. 26	Stetson	L, 85-82	13 (1st half, 11:31)	6 (2nd half, 3:03)	32:41	6:21	3
Dec. 2	Lipscomb	W, 72-57	18 (2nd half, 18:54)	3 (1st half, 16:44)	34:57	3:29	3
Dec. 6	Jacksonville	W, 94-52	44 (2nd half, 1:16)	Never Trailed	38:29	0:00	None
Dec. 10	Ole Miss	L, 70-68	3 (1st half, 15:33)	9 (1st half, 0:39)	8:22	24:21	10
Dec. 18	Maine	W, 74-51	32 (2nd half, 11:55)	1 (1st half, 16:59)	36:39	1:17	6
Dec. 21	Florida A&M	W, 69-56	13 (2nd half, 3:37)	2 (1st half, 7:15)	33:45	1:07	2
Dec. 29	Bethune-Cookman	W, 98-54	44 (2nd half, 5:09)	3 (1st half, 15:28)	36:55	2:32	4
Jan. 6	at Kansas State	L, 77-52	Never Led	35 (2nd half, 12:00)	0:00	39:34	None
Jan. 10	#3/3 Kansas	W, 65-60	7 (1st half, 17:49)	16 (1st half, 3:45)	16:22	21:59	4
Jan. 13	#18/17 BYU	L, 63-58	4 (1st half, 14:41)	13 (2nd half, 7:17)	5:02	33:04	4
Jan. 17	at Texas	W, 77-71	7 (2nd half, 0:31)	16 (1st half, 12:34)	3:31	34:03	5
Jan. 20	at #5/5 Houston	L, 57-42	Never Led	25 (2nd half, 8:37)	0:00	36:57	None
Jan. 23	West Virginia	W, 72-59	21 (2nd half, 10:41)	Never Trailed	39:14	0:00	None
Jan. 27	at Cincinnati	L, 68-57	12 (1st half, 1:04)	13 (2nd half, 0:26)	26:01	11:07	4
Jan. 31	#18/18 Baylor	L, 77-69	10 (1st half, 14:49)	9 (2nd half, 2:51)	30:58	6:42	3
Feb. 3	#23/24 Oklahoma	W, 74-63	17 (2nd half, 6:13)	Never Trailed	39:39	0:00	None
Feb. 10	at #23/23 Texas Tech	L, 66-59	Never Led	10 (1st half, 7:16)	0:00	37:26	None
Feb. 13	at #21/19 BYU	L, 90-88	Never Led	19 (2nd half, 17:18)	0:00	37:38	None
Feb. 17	Cincinnati	L, 76-74	2 (1st half, 18:51)	14 (2nd half, 17:39)	0:29	35:46	3
Feb. 20	at West Virginia	L, 77-67	Never Led	15 (2nd half, 1:36)	0:00	38:59	0
Feb. 24	#23/23 Texas Tech	W, 75-61	19 (2nd half, 1:09)	5 (1st half, 15:42)	28:43	9:39	5
Feb. 28	at Oklahoma State	W, 77-71	8 (2nd half, 9:43)	12 (1st half, 4:37)	17:49	20:40	1
Mar. 2	#8/6 Iowa State	L, 60-52	4 (1st half, 18:57)	10 (2nd half, 0:26)	10:13	27:59	9
Mar. 6	#1/1 Houston	L, 67-59	7 (1st half, 7:52)	10 (2nd half, 3:18)	27:01	12:01	1
Mar. 9	at TCU	W, 79-77	6 (1st half, 14:45)	5 (2nd half, 13:01)	15:45	18:47	17
Mar. 12	vs. Oklahoma State	W, 77-62	27 (2nd half, 7:24)	3 (1st half, 4:38)	34:57	1:43	5



HISTORY VS. RANKED OPPONENTS

Date	Rank/Opponent	Result
3/6/24	No. 1 Houston	L, 67-59
3/2/24	No. 6 Iowa State	L, 60-52
2/24/24	No. 23 Texas Tech	W, 75-61
2/13/24	at No. 17 BYU	L, 90-88
2/10/24	at No. 23 Texas Tech	L, 66-59
2/3/24	No. 23 Oklahoma	W, 74-63
1/31/24	No. 18 Baylor	L, 77-69
1/20/24	at No. 5 Houston	L, 57-42
1/13/24	No. 17 BYU	L, 63-58
1/10/24	No. 3 Kansas	W, 65-60
11/10/24	at No. 13 Miami	L, 88-72
1/25/23	No. 3 Houston	L, 82-71
12/31/22	at No. 3 Houston	L, 71-65
2/27/22	at No. 14 Houston	L, 70-52
1/29/22	No. 7 Houston	L, 63-49
12/1/21	at No. 20 Auburn	L, 85-68
1/17/21	at No. 11 Houston	L, 75-58
12/26/20	vs. No. 6 Houston	L, 63-54
12/19/20	at No. 15 Florida State	W, 86-74
3/24/19	vs. No. 1 Duke	L, 77-76
3/7/19	No. 19 Cincinnati	W, 58-55
3/2/19	at No. 6 Houston	W, 67-62
2/21/19	at No. 23 Cincinnati	L, 60-55
2/7/19	No. 12 Houston	L, 77-68
3/9/18	vs. No. 21 Houston	L, 84-56
3/1/18	No. 11 Wichita State	L, 75-71 (OT)
2/6/18	at No. 6 Cincinnati	L, 77-40
1/25/18	at No. 16 Wichita State	L, 81-62
1/16/18	No. 1 Cincinnati	L, 49-38
12/3/17	at No. 24 Alabama	W, 65-62
11/24/17	vs. No. 20 West Virginia	L, 83-45
3/11/17	vs. No. 12 SMU	L, 70-59
2/26/17	No. 15 Cincinnati	W, 53-49
2/8/17	at No. 11 Cincinnati	L, 60-50
11/20/16	vs. No. 3 Villanova	L, 67-57
1/10/16	at No. 15 SMU	L, 88-73
3/13/14	vs. No. 12 Cincinnati	L, 61-58
3/1/14	at No. 23 SMU	L, 70-55
2/19/14	No. 7 Cincinnati	L, 77-49
2/12/14	at No. 20 Memphis	L, 76-70
2/9/14	No. 22 Connecticut	L, 75-55
2/1/14	at No. 7 Louisville	L, 87-70
1/29/14	No. 22 Memphis	L, 69-59
1/23/14	at No. 15 Cincinnati	L, 69-51
12/31/13	No. 10 Louisville	L, 90-65
3/2/13	No. 17 Memphis	L, 76-67
2/13/13	at No. 22 Memphis	L, 93-71
11/23/12	at No. 7 Florida	L, 79-66
11/25/11	vs. No. 4 UConn	W, 68-63
11/14/11	at No. 24 Florida State	L, 73-50
12/1/10	vs. No. 16 Florida	W, 57-54 **
1/5/10	at No. 14 Ole Miss	L, 84-56
12/20/09	at No. 14 UConn	L, 60-51
2/9/08	at No. 1 Memphis	L, 85-64
11/23/07	vs. No. 18 Kansas State	L, 73-71 (OT)
11/22/07	vs. No. 19 Villanova	L, 76-68
1/31/07	No. 11 Memphis	L, 87-65
1/28/06	at No. 3 Memphis	L, 94-61
1/3/06	at No. 19 Kentucky	L, 59-51
12/3/05	at No. 11 Florida	L, 80-47
3/18/05	vs. No. 13 UConn	L, 77-71
3/19/04	vs. No. 6 Pittsburgh	L, 53-44
12/4/03	vs. No. 2 Florida	L, 59-39
12/12/02	No. 25 Coll. of Charleston	W, 82-64
11/27/98	at No. 7 Michigan State	L, 87-64
3/14/96	vs. No. 1 UMass	L, 92-70
12/19/95	at No. 19 Georgia	L, 103-54
3/17/94	vs. No. 6 Purdue	L, 98-67
12/7/91	at No. 5 North Carolina	L, 101-72
12/2/89	at No. 12 North Carolina	L, 92-42
12/28/88	vs. No. 10 Florida State	L, 97-64
11/25/88	at No. 17 Florida State	L, 133-79
11/27/84	at No. 17 Arkansas	L, 59-45

highest ranking at time of game is listed

** Florida win vacated by the NCAA

Record Breakdown vs. Ranked Teams			
No. 1	Top 5	Top 10	Top 25
0-3	2-10	3-22	10-61**

All games from the previous category are included in next column. Don't add!

Home	Away	Neutral
6-14	3-32	1-15**

** indicates a win vacated by the NCAA (vs. Florida, 12/1/10), actual value displayed in each category are accurate with the subtraction of the vacated win.

UCFACTS - KNIGHT NOTES (CONT.)

BEATING FLORIDA FOES

- UCF has found success against in-state opponents under head coach Johnny Dawkins, going 26-10 against teams from Florida since his arrival. UCF finished its non-conference slate with a record of 4-2 against Sunshine State opponents this year, beating FIU, Jacksonville, Florida A&M and Bethune-Cookman. The Knights finished 3-3 against Florida foes last season with wins over Florida, Florida State and Stetson.
- The Knights opened the season with back-to-back in-state opponents, defeating FIU 85-62 and traveling to then No. 13 Miami with an 88-72 final in favor of the Hurricanes. In total, UCF will face teams from the state of Florida this season.
- Prior to the season's start, UCF had already beat Florida, Florida State, Miami, Stetson, South Florida, Jacksonville and Bethune-Cookman under Johnny Dawkins' run through the state. FIU and Florida A&M were added to that list this season.

ANTWANN'S DEBUT

- Fifth-year transfer guard Antwann Jones made his UCF debut in the team's contest against Ole Miss on Dec. 10, 2023, playing nearly 16 minutes, scoring three points while tallying four rebounds and three assists. The three assists were tied for the team lead on the evening. Jones was previously with Louisiana (2021-22), Creighton (2020-21) and Memphis (2018-19).

SYLLA WAS SWISHING!

- Sophomore forward Thierno Sylla had a breakout game against Jacksonville on 12/6, scoring 20 points and hauling in 11 rebounds and added two blocked shots and an assist. The points, rebounds, field goals made (seven) and attempted (11), as well as free throws made (four) and attempted (five) were all career highs.

BUCKETS IN BUNCHES

- UCF's streak of eight consecutive games of scoring 72 or more points in each contest to start a season was snapped after scoring 68 against Ole Miss on Dec. 10. The Knights averaged 79.2 points per game over the streak to start the 2023-24 campaign, which averaged 7.7 points per contest better than the 71.5 posted last season.
- The last time a UCF team began the first eight games of a season with 72 or more points scored in each game was during the 1979-80 season, a year in which the Knights went 24-4 and made a run to the Division II NCAA Tournament Sweet 16. That team pieced together 17 straight 72+ point outings to begin the year and averaged 101.2 points per game on the run.
- The 72+ point streak was the longest under Dawkins, besting a previous run of five in a row in the 2019-20 season.

DEFENDING DECEMBER

- UCF is 38-12 in the month of December under Johnny Dawkins, never losing more than two games in any December while he has been at the helm. Two of Dawkins' five victories over top-25 teams at UCF have come in the month of December.
- The Black and Gold are 29-4 at home in December during Dawkins' tenure.
- The Knights have averaged 72.2 points per game in December under Dawkins while holding foes to just 61.3 points per game, a double-digit margin of 10.9 points per contest.

EVERY'S TRANSFER WAIVER APPROVED

- Marchelus Avery, who arrived at UCF over the offseason from New Mexico State, had his NCAA transfer waiver approved on Nov. 15, making him eligible to play in the team's Nov. 16 contest against Cal St. Fullerton.
- After sitting out for the team's first two games, Avery made an instant impact, scoring nine points and collecting four rebounds and an assist in 14 minutes on the floor. He followed up his debut with 22 points and a career-high four three-point makes against South Dakota St. on Nov. 19.

JACKSONVILLE CLASSIC CHAMPS

- UCF earned a pair of hard-fought victories at the Jacksonville Classic hosted in St. Augustine, Fla., fending off a late South Dakota State rally to win 83-80 and then overcoming a deficit of eight in the second half and erasing a six-point deficit with just 1:14 remaining in overtime to power to a 74-71 victory over Charlotte. Darius Johnson was named tournament MVP.
- The trip was the Knights' last road trip in non-conference play, as they won't hit the road until their Big 12 Conference opener at Kansas State on Jan. 6.
- The Knights have earned three non-conference tournament titles under head coach Johnny Dawkins. Last season, UCF won the Baha Mar Hoops Bahamas Championship with a 60-56 overtime victory over Oklahoma State and a 57-50 win over Santa Clara. The Knights were winners of the Myrtle Beach Invitational during the 2018-19 campaign, beating Cal St. Fullerton, Saint Joseph's and Western Kentucky.
- The Jacksonville Classic was hosted by Flagler, whose court is dubbed Clark Family Court after former UCF great Bo Clark who played with the Knights from 1975-80. He came to talk with the team prior to the tournament's start and attended both games. Clark still leads the Black and Gold in all-time points, scoring average, field goals made and attempted and free throws made and is eighth in assists and 10th in steals. His number, 23, is retired high above Addition Financial Arena.

TALL GUYS

- UCF ranks as the 67th tallest team in the country when counting players that have played in a game, according to KenPom.com and is ranked 27th in effective height and 24th at the center position. "Effective height" according to KenPom is the average of the center and power forward position.
- All of UCF's forwards are 6'7" or taller and three of them measure 6'10" or higher (Ibrahima Diallo, 7'0"; Thierno Sylla, 6'11"; Omar Payne, 6'10").

NEW KIDS ON THE BLOCK MAKE AN IMMEDIATE IMPACT OPENING NIGHT

- Ten of the 13 Knights who saw minutes against FIU were making their debuts for UCF. The newcomers combined for 61 points, 12 assists, and 31 rebounds. Of the 10 who made their Knight debuts, eight were not on the roster last season while the other two redshirted with the Black and Gold last season.
- UCF was one of just 16 teams in NCAA Division I with a completely different starting five in the 2023-24 season opener when compared to the 2022-23 starting five. Darius Johnson was the lone returner from the previous year to be in the starting lineup in 2023-24, but he missed the 2022-23 opener with an injury.

KNIGHTS WORLDWIDE

- UCF is one of 13 teams in NCAA Division I that has six or more countries represented on the 2023-24 roster.
- Outside of the 12 players on the roster from the U.S., the Knights have a player from Lithuania, Senegal, Thailand, Germany and Guinea. Overall, four continents are represented on this year's squad (North America, 12; Africa, 2; Europe, 2; Asia, 1).
- Arizona, Hawaii and Portland lead the nation with the most diverse rosters, having eight countries represented. UCLA and Sacramento State have seven while UCF, Oregon State, Georgia Tech, Stetson, Albilene Christian, Utah, Southern Miss and Campbell each have six.
- Of the eight teams with six or more countries represented, the country most represented on a single team outside the United States was Australia, which had four players represented on Sacramento State.

NEW KNIGHTS



RECORD WATCH

Career Assists at UCF

1. Sinua Phillips (1990-94)	531
2. Cory Perry (1996-00)	512
3. Al Miller (1999-03)	397
4. Mike Clark (1969-73)	361
5. Isaiah Sykes (2010-14)	336
6. B.J. Taylor (2014-19)	324
7. Mike O'Donnell (2005-08)	319
8. Darius Johnson (2021-present)	311
9. Bo Clark (1975-77, 78-80)	302
10. Darryl Davis (1991-95)	294

Career Free Throw Percentage at UCF (min. 100 attempts)

1. Brandon Mahan (2019-22)	856 (137-160)
2. Cleveland Jackson (1977-79)	838 (224-267)
3. Harry Kennedy (1994-97)	833 (183-221)
4. Gerald Jones (1978-80)	821 (206-251)
5. Dave Noel (2005-08)	812 (242-298)
6. Jason Thornton (1998-02)	811 (99-122)
7. Bo Clark (1975-77, 78-80)	813 (456-561)
8. Darius Johnson (2021-present)	810 (187-231)
9. Pete Krull (1977-80)	797 (141-177)
10. Chris Wallen (1984-88)	791 (117-148)
11. Jimmie Ferrell (1980-83)	790 (158-200)

Career Steals at UCF

1. Jerry Prather (1974-78)	290
2. Cory Perry (1996-00)	205
3. Isaiah Sykes (2010-14)	183
4. Ed Smith (1970-74)	181
5. Sinua Phillips (1990-94)	179
6. Calvin Lingelbach (1973-77)	161
7. Darius Johnson (2021-present)	154
8. Ruben Cotton (1979-81)	149
9. Cleveland Jackson (1977-79)	142
10. Mike O'Donnell (2005-08)	140

* A.J. Rompra (211, 2008-12) 2008-11 statistics vacated due to NCAA


FEAR THE FRONDS

"The Most Florida Free Throw Distraction"

The legend will go...The night before UCF basketball's inaugural Big 12 home game vs. No. 3 Kansas in 2024, there was a HUGE storm that left palm fronds scattered across campus. Students picked them up and carried them into the game to distract Jayhawk free throw shooters in the second half. It worked, as Kansas went 6-for-11 from the line missing five free throws, as the Knights earned a five-point victory, 65-60.

UCF opponents shoot at a lower percentage in front of the palm frond filled student section this season. A full breakdown is below.

Date	Opponent	1st Half FTA-FTM	2nd Half FTA-FTM	Palm Frond Misses
Jan. 10	Kansas	0-for-0	6-for-11	5
Jan. 13	BYU	3-for-4	9-for-13	4
Jan. 23	West Virginia	4-for-7	2-for-3	1
Jan. 31	Baylor	3-for-4	17-for-21	4
Feb. 3	Oklahoma	8-for-10	10-for-12	2
Feb. 17	Cincinnati	3-for-5	10-for-16	6
Feb. 24	Texas Tech	6-for-8	7-for-12	5
Mar. 2	Iowa State	6-for-8	7-for-11	4
Mar. 6	Houston	2-for-2	7-for-16	9
TOTALS		35-for-48	75-for-115	40
		72.9%	65.2%	



UCFACTS - KNIGHT NOTES (CONT.)

- UCF has 10 newcomers on this year's roster. Of the newcomers, four are fifth-year players, two are seniors, one is a junior and three are freshmen. UCF's newcomers for the 2023-24 season that played collegiately during 2022-23 combined for 56.5 points per game last year.
- According to KenPom, UCF is bottom 35 in continuity ranking at No. 334. However, UCF is in the top 40% of teams in KenPom's experience category, sitting at No. 117.
- Shemarr Allen, a transfer from UMKC, was named to the All-Summit League Second Team and All-Defensive Team last season, all while scoring 17 points per game. Jaylin Sellers was named All-MAC Third Team at Ball State last year, scoring 13.5 points per game and shooting 45% from three-point land.
- Freshmen Mintautas Mockus and Nils Machowski come to UCF after playing basketball in Lithuania and Germany, respectively, while rookie Comeh Emuobor was a consensus top 200 recruit entering the college scene.
- Other transfers rostered are Omar Payne (transferred in from Jacksonville), Ibrahima Diallo (San Jose State), DeMarr Langford Jr. (Boston College), Marchelus Avery (New Mexico State) and Antwann Jones, who was inactive last season but was on Louisiana's roster in 2021-22.

A SUMMER TO REMEMBER

- There were many memorable moments for UCF over the summer. The program had its first lottery pick at the NBA Draft, officially moved to the Big 12 Conference, took a 10-day trip to Italy and saw head coach Johnny Dawkins enshrined in the National Collegiate Basketball Hall of Fame.
- **June 22** - Taylor Hendricks became UCF's first lottery pick and first rounder, going ninth overall to the Utah Jazz in the 2023 NBA Draft. He became the Knights' fifth former student-athlete to play in the NBA when he participated in Utah's season opener against Sacramento. Hendricks was also UCF's first one-and-done.
- **July 1** - UCF officially became a part of the Big 12 after spending 10 seasons in the American Athletic Conference. Before that, the Knights were a part of Conference USA (2005-13), Atlantic Sun (1993-05), Sun Belt (1991-92) and American South (1990-91) in their Division I era. UCF won all four of its conference titles in the Atlantic Sun. A full breakdown of UCF's conference affiliation can be found on page three.
- **Aug. 6-16** - UCF took a tour of Italy, playing four games over the course of the 10-day trip and winning all four, giving a squad with 10 newcomers and 17 total student-athletes time to gel on and off the court.
- **Aug. 30** - UCF head coach Johnny Dawkins is enshrined in the National Collegiate Basketball Hall of Fame for his days as a player at Duke. He was inducted alongside his legendary coach, Mike Krzyzewski. Dawkins played for the Blue Devils from 1982-83 through 1985-86, earning consensus All-America honors twice and was named the 1986 Naismith National Player of the Year and was named All-American as a freshman in 1983. Dawkins later went on to coach with "Coach K" for 10 seasons, winning a national championship in 2000-01.

DAWKINS ERA AT UCF

- Dawkins has continued to rewrite UCF's history books, as he is responsible for eight of UCF's 10 total wins over ranked opponents. Prior to his arrival, the program had won two total games against ranked foes from 1984-2016.
- UCF had never won two games against ranked teams in a single season, and Dawkins has now accomplished the feat twice. It first happened during the 2018-19 campaign, taking down No. 6 Houston and then No. 19 Cincinnati in Orlando in a span of five days in March. Now, the Knights have wins over three top-25 foes in 2023-24, beating No. 3 Kansas in January while topping No. 23 Oklahoma and No. 23 Texas Tech in February.
- Johnny Dawkins picked up win No. 100 as UCF's head coach in the Knights' win over N.C. A&T on Dec. 11, 2022, becoming just the third coach in UCF history to reach the milestone. Dawkins has a .594 winning percentage since starting with the Knights in 2016, which is the second best of any UCF coach in program history (Torchy Clark, .754 from 1969-83).
- He has the third-most wins of any UCF coach, trailing only Clark's 274 and Kirk Speraw's 247 from 1993-2010.
- Dawkins is the fastest coach to earn 100 wins in program history in the Division I era, needing only 162 games to do so.
- Dawkins had his squad off to a 4-0 start to begin the 2021-22 season, tying 2017-18 for his best start to a season at UCF.
- Dawkins led UCF to its first NIT Final Four (2017), first at-large berth to the NCAA Tournament (2019) and first NCAA Tournament win (2019). Additionally, he led the Knights back to the postseason in 2023, reaching the NIT Second Round.

POSTSEASON PUSHES

- The Knights have made the postseason in three of Johnny Dawkins' seven years at the helm of the UCF program. It's an unprecedented stretch, the first of its kind in Knights history.
- UCF experienced immediate postseason success by making the NIT in the first year under Dawkins' new leadership, reaching the NIT Semifinal in Madison Square Garden in 2016-17.
- The Black and Gold returned to the NCAA Tournament for the first time since 2005 when they earned an at-large bid into the 2019 bracket as a No. 9 seed. Dawkins led the Knights to their first NCAA Tournament victory in program history, beating VCU 73-58 in the first round. The Black and Gold were narrowly defeated in the next round, falling to top-seeded Duke 77-76.
- UCF returned to the postseason by making the NIT in 2022-23 and earning a first round victory over in-state foe Florida. The Knights were the only team to hold Florida below 50 points during 2022-23 while the 49 Gator points were the least they've scored at home since Jan. 13, 1962 when they beat Auburn 43-40. Taylor Hendricks led the way with 17 points and eight rebounds in the victory.
- The Knights have been to five total NCAA DI Tournaments and three NITs, totaling eight postseason appearances.

LEAGUED HIM!

- Taylor Hendricks became UCF's first lottery pick and first round selection, getting drafted by the Utah Jazz with the ninth pick in the 2023 NBA Draft.
- Hendricks became the third Knight selected in the NBA Draft and second in the modern era, joining Jermaine Taylor (2009, Round 2, Pick 32) and Bennie Shaw (1976, Round 9, Pick 146). Hendricks became the fifth Knight to ever play in the NBA, joining Taylor (Houston, Sacramento), Tacko Fall (Boston, Cleveland), Mark Jones (Orlando) and Matt Williams (Miami).
- The Big 12 Conference has 57 players on NBA rosters as of the beginning of the 2023-24 season. UCF is one of 12 teams in the conference to have at least one player represented on an NBA roster. Hendricks is joined on the Jazz by four other alumni from Big 12 institutions; Keyonte George (Baylor), Talen Horton-Tucker (Iowa State), Ochai Agbaji (Kansas) and Udoka Azubuike (Kansas).
- While at UCF, Hendricks shattered the American Athletic Conference record for most rookie of the week honors won, tallying nine with the previous record being six. He was unanimously named to the league's all-freshman team and received a nod to the all-conference second team.
- Hendricks led the team in scoring, averaging 15.1 points per game (515 total points) and also in rebounding, averaging 7.0 boards per contest (237 total rebounds, 80 offensive). He started all 34 of UCF's games, one of two Knights to do so on the 2022-23 roster and played 1,179 minutes, the second most in a single season in program history.
- Hendricks was the only in the country to finish the season with 60+ three pointers, 55+ blocks and 35+ dunks.
- When all was said and done, Hendricks had shattered UCF rookie records. He finished with the most single-season points (515), scoring average (15.1), rebounds (237), offensive rebounds (80), rebound average (7.0) field goal makes and attempts (184-for-385), free throw makes and attempts (86-for-110) and minutes (1,179), all tops of UCF's freshman leaderboards. He was second in blocks (59), fourth in steals (31) and three-point field-goals (61). He also finished 10th on UCF's all-time three-point percentage list.

UCF'S RECORD WHEN...

Category	Season	B12
Win the tip	13-8	6-6
Lose the tip	4-6	1-5
Home games	11-7	4-5
Away games	3-7	3-6
Neutral site games	3-0	N/A
vs. Top 25 teams	3-8	3-7
Lead at Halftime	12-4	3-3
Trail at Halftime	4-10	3-8
Tied at Halftime	1-0	1-0
In Overtime	1-0	0-0
Lead with 10:00 remaining	14-3	5-2
Trail with 10:00 remaining	3-11	2-9
Tied with 10:00 remaining	0-0	0-0
Lead with 5:00 remaining	14-1	5-1
Trail with 5:00 remaining	2-12	1-9
Tied with 5:00 remaining	1-1	1-1
Lead with 2:00 remaining	16-0	6-0
Trail with 2:00 remaining	1-14	1-11
Tied with 2:00 remaining	0-0	0-0
Score Fewer than 50 Points	0-1	0-1
Score 50-59 Points	0-6	0-6
Score 60-69 Points	2-3	1-2
Score 70-79 Points	11-2	6-1
Score 80-89 Points	2-2	0-1
Score 90+ Points	2-0	0-0
Opponent Scores Fewer than 50 Points	1-0	0-0
Opponent Scores 50-59 Points	6-1	1-1
Opponent Scores 60-69 Points	5-5	3-5
Opponent Scores 70-79 Points	4-5	3-4
Opponent Scores 80-89 Points	1-2	0-0
Opponent Scores 90+ Points	0-1	0-1
Shoot Under 30 Percent	0-2	0-2
Shoot 30-39 Percent	3-5	1-4
Shoot 40-49 Percent	12-5	5-3
Shoot 50+ Percent	2-2	1-2
Opponent Shoots Under 30 Percent	1-0	0-0
Opponent Shoots 30-39 Percent	9-2	8-2
Opponent Shoots 40-49 Percent	5-11	2-9
Opponent Shoots 50+ Percent	2-1	2-0
Outrebound Opponent	13-7	4-4
Outrebounded by Opponent	2-7	1-7
Rebounds equal	2-0	2-0
Commit fewer turnovers	11-7	3-5
Commit more turnovers	4-6	3-6
Turnovers equal	2-1	1-0
Outscore opponent's bench	11-8	2-7
Opponent bench scores more	6-6	5-4
Games Decided by 1-5 Points	4-5	2-3
Games Decided by 6-10 Points	2-5	2-5
Games Decided by 11-19 Points	6-3	3-2
Games Decided by 20+ Points	5-1	0-1
Wearing white	10-6	4-4
Wearing black	7-7	3-6
Wearing Citronauts	0-1	0-1
November	4-2	N/A
December	5-1	N/A
January	3-5	3-5
February	3-4	3-4
March	2-2	1-2
Monday	3-0	0-0
Tuesday	2-2	1-2
Wednesday	4-2	3-2
Thursday	2-0	0-0
Friday	1-1	0-0
Saturday	4-7	3-7
Sunday	1-2	0-0

THE LAST TIME...

Category	UCF	Opponent
Scored 100	107 vs. Memphis (1/11/23)	104 vs. Memphis (1/11/23)
Scored 110	115 vs. West Florida (11/12/10)	127 vs. Southern (2/24/93)
Scored 120	130 vs. Florida Tech (1/23/80)	127 vs. Southern (2/24/93)
Scored under 40	38 vs. #11 Cincinnati (1/16/18)	44 vs. Bethune-Cookman (12/29/23)
Scored under 50	49 vs. #7 Houston (1/29/22)	44 vs. Bethune-Cookman (12/29/23)
Won by 30	44 vs. Bethune-Cookman (12/29/23)	37 at #6 Cincinnati (2/6/18)
Won by 40	44 vs. Bethune-Cookman (12/29/23)	42 at Coll. of Charles. (2/1/96)
Won by 50	54 vs. West Florida (11/12/10)	50 at North Carolina (12/2/89)
Scored 50 in the 1st half	51 vs. Tulsa (2/11/23)	52 at Memphis (2/1/21)
Scored 50 in the 2nd half	62 at #19 BYU (2/13/24)	51 at #19 BYU (2/13/24)
Scored 60 points or fewer in win	52-45 vs. Wichita State (12/28/22)	60-52 vs. #8 Iowa State (3/2/24)
Scored 90 points or more in loss	98-95 vs. UNC Asheville (11/7/22)	107-104 vs. Memphis (1/11/23)
Made 40 FG	40 at Marshall (2/27/10)	41 at Florida State (12/6/14)
Attempted 80 FG	81 vs. UNC Asheville (11/7/22)	80 vs. Tulane (1/14/15)
Shot under 30% from the field	15.9% at Houston (1/20/24)	23.5% vs. Cal St. Fullerton (11/16/23)
Made 12 3-pt FG	14, vs. #18 Baylor (1/31/24)	13 vs. Stetson (11/26/23)
Made 15 3-pt FG	15 vs. Jacksonville (12/6/23)	16 vs. Tulane (1/14/15)
Didn't make a 3-pt FG	0-14 at #6 Cincinnati (2/6/18)	0-23 vs. UAB (1/9/13)
Attempted 30 3-pt FG	38 at West Virginia (2/20/24)	30 vs. Stetson (11/26/23)
Made 30 FT	33 vs. Memphis (1/11/23)	40 at #19 BYU (2/13/24)
Made 35 FT	36 vs. Bethune (12/22/15)	40 at #19 BYU (2/13/24)
Attempted 40 FT	44 vs. South Florida (2/13/19)	40 at #19 BYU (2/13/24)
Attempted 50 FT	56 vs. FAU (12/15/93)	67 at Marshall (2/27/10)
Made 5 or less free throws	1-for-7, vs. #18 Baylor (1/31/24)	3-for-5, vs. Stetson (12/21/22)
Shot 100% on FTs (min. 10 att.)	11-for-11, at Michigan (12/6/20)	16-for-16, vs. SMU (3/4/20)
Shot 40% or worse on FTs	1-for-7, vs. #18 Baylor (1/31/24)	6-for-18, vs. Memphis (1/12/22)
Had 50 rebounds	52 vs. Jacksonville (12/6/23)	53 at South Florida (1/15/22)
Had 60 rebounds	69 vs. West Florida (12/17/93)	61 at Georgia (12/19/95)
Had 20+ offensive rebounds	20, vs. Bethune-Cookman (12/29/23)	21, at South Florida (1/15/22)
Had 5 or less offensive rebounds	5, vs. South Dakota State (11/19/23)	4, at Texas (1/17/24)
Had 25 assists	28 vs. Tulsa (2/11/23)	28 vs. Louisville (12/31/13)
Had 30 assists	30 vs. Campbell (2/28/04)	43 at Dayton (12/3/88)
Had 15 steals	16 vs. FIU (11/6/23)	16 at Cincinnati (2/4/23)
Had 20 steals	22 vs. Navy (12/6/03)	20 at Memphis (2/1/21)
Had 10 blocks	10 at West Virginia (2/20/24)	11 vs. Oklahoma State (3/12/24)
Had 14 blocks	14 vs. Temple (3/12/14)	15 vs. St. John's (11/26/17)
Didn't record a block	vs. #8 Iowa State (3/2/24)	at TCU (3/9/24)
Committed 5 or less turnovers	5, vs. South Dakota State (11/19/23)	4, vs. SMU (2/24/19)
Committed 20+ turnovers	22, vs. #8 Iowa State (3/2/23)	26, vs. Bethune-Cookman (12/29/23)
Won an OT game	74-71 vs. Charlotte (11/20/23)	77-70 vs. Temple (1/28/23)
Lost an OT game	77-70 vs. Temple (1/28/23)	74-71 vs. Charlotte (11/20/23)
Multiple OT game	107-104 vs. Memphis (1/11/23)	98-95 vs. UNC Asheville (11/7/22)
Made Game-Winning Buzzer Beater	69-66 vs. ECU (2/20/22)	68-66 vs. Missouri (12/17/22)

Category	UCF Player
Scored 25 pts	33, Darius Johnson at TCU (3/9/24)
Scored 30 pts	33, Darius Johnson at TCU (3/9/24)
Scored 35 pts	36, Aubrey Dawkins at Temple (3/9/19)
Scored 40 pts	45, Jermaine Taylor vs. Rice (2/25/09)
Two players score 20 pts	vs. South Dakota State (11/19/23)
	Marchelus Avery (22), Jaylin Sellers (20)
Two players score 25 pts	vs. Michigan (12/30/21)
	Darin Green Jr. (27), Brandon Mahan (26)
Three players score 20 pts	at #15 Florida State (12/19/20)
	Brandon Mahan (32), Isaiah Adams (22), Darin Green Jr. (20)
Five players score 10 pts	at Texas (1/17/24)
	Jaylin Sellers (24), Shemarri Allen (17), Darius Johnson (11)
	Omar Payne (10), C.J. Walker (10)
Three reserves score 10 pts	vs. Bethune-Cookman (12/29/23)
	Marchelus Avery (11), Antwann Jones (10), C.J. Walker (10)
Made 20 FG	23, Bo Clark vs. Florida Tech (1/17/79)
Attempted 20 FG	23, Darius Johnson at West Virginia (2/20/24)
Attempted 30 FG	31, Jermaine Taylor vs. ECU (3/7/09)
Made 5 3-point FG	5, Darius Johnson at TCU (3/9/24)
Made 6 3-point FG	7, Ithiel Horton vs. South Florida (2/22/23)
Made 7 3-point FG	7, Ithiel Horton vs. South Florida (2/22/23)
Made 10 3-point FG	11, Matt Williams vs. South Florida (1/17/17)
Attempted 15 3-pt FG	15, Darius Johnson at West Virginia (2/20/24)
Attempted 20 3-pt FG	21, Matt Williams vs. South Florida (1/17/17)
Made 10 FT	10, Darius Johnson at TCU (3/9/24)
Made 15 FT	15, Bennie Shaw vs. Medgar Evers (12/18/75)
Attempted 15 FT	15, Collin Smith vs. Cincinnati (1/11/20)
Attempted 20 FT	21, Tacko Fall vs. South Florida (2/13/19)
Had 15 rebounds	19, Ibrahima Diallo vs. #18 BYU (1/13/24)
Had 20 rebounds	20, Tacko Fall vs. SMU (2/24/19)
Had 10 assists	10, Darius Johnson vs. #18 Baylor (1/31/24)
Had 12 assists	13, Brandon Goodwin at Tulane (2/19/15)
Had 6 blocks	6, Omar Payne, at West Virginia (2/20/24)
Had 8 blocks	8, Tom Herzog vs. Bethune-Cookman (12/11/10)
Had 7 steals	7, Darius Johnson at Wichita State (2/8/23)
Had a double-double	Ibrahima Diallo vs. Oklahoma State - 17 pts/11 reb (3/12/24)
Two players had double-doubles	Taylor Hendricks vs. Stetson - 16 pts/10 reb (12/21/22)
	Darius Johnson vs. Stetson - 16 pts/10 ast (12/21/22)
Had a triple-double	Isaiah Sykes vs. East Carolina - 20 pts/16 reb/11 ast (2/9/13)

team rankings in "The Last Time" section are via the AP poll

UCF AT THE 2024 PHILLIPS 66 BIG 12 CONFERENCE CHAMPIONSHIP

CONF. TOURN. - THE LAST TIME UCF...

Appeared in...

Round	Date	Opponent (seed)	Result	Conference
First Round	Mar. 12, 2024	Oklahoma State (No. 13)	W, 77-62	Big 12
Second Round	Not a round in previous conferences			
Quarterfinals	Mar. 10, 2023	Memphis (No. 2)	L, 81-76	The American
Semifinals	Mar. 11, 2017	SMU (No. 1)	L, 70-59	The American
Final	Mar. 5, 2005	Gardner-Webb (No. 1)	W, 63-54	Atlantic Sun
Won Tournament	Mar. 5, 2005	Gardner-Webb (No. 1)	W, 63-54	Atlantic Sun

CONF. TOURN. HISTORY AT A GLANCE

Last Tournament Title..... 2005, Atlantic Sun
 Total Tournament Titles..... 4 (2005, 2004, 1996, 1994; all in Atlantic Sun)

UCF VS. BIG 12

Conf. Opponent	All-Time Record	Big 12 Tournament	All-Time Conf. Tour.
Baylor	0-1	Never Faced	Never Faced
BYU	0-2	Never Faced	Never Faced
Cincinnati	5-17	Never Faced	0-1 (AAC)
Houston	11-24	Never Faced	0-2 (1 AAC, 1 CUSA)
Iowa State	0-1	Never Faced	Never Faced
Kansas	1-0	Never Faced	Never Faced
Kansas State	0-3	Never Faced	Never Faced
Oklahoma	1-2	Never Faced	Never Faced
Oklahoma State	3-0	1-0	1-0
Texas	1-0	Never Faced	Never Faced
TCU	1-0	Never Faced	Never Faced
Texas Tech	1-1	Never Faced	Never Faced
West Virginia	1-2	Never Faced	Never Faced

UCF CONFERENCE TOURN. HISTORY

American Athletic Conference

2023 - Fort Worth, Texas - No. 7 seed			
March 9	SMU - No. 10 seed	First Round	W, 76-70
March 10	Memphis - No. 2 seed	Quarterfinals	L, 81-76
2022 - Fort Worth, Texas - No. 6 seed			
March 10	South Florida - No. 11 seed	First Round	W, 60-58
March 11	Memphis - No. 3 seed	Quarterfinals	L, 85-69
2021 - Fort Worth, Texas - No. 6 seed			
March 11	ECU - No. 11 seed	First Round	W, 72-62
March 12	Memphis - No. 3 seed	Quarterfinals	L, 70-62
2020 - Fort Worth, Texas - No. 8 seed			
Canceled			
2019 - Memphis, Tenn. - No. 4 seed			
March 15	Memphis - No. 5 seed	Quarterfinals	L, 79-55
2018 - Orlando, Fla. - No. 6 seed			
March 8	ECU - No. 11 seed	First Round	W, 66-52
March 9	Houston - No. 3 seed	Quarterfinals	L, 84-56
2017 - Hartford, Conn. - No. 4 seed			
March 10	Memphis - No. 5 seed	Quarterfinals	W, 84-54
March 11	SMU - No. 1 seed	Semifinals	L, 70-59
2016 - Orlando, Fla. - No. 7 seed			
March 10	Tulane - No. 10 seed	First Round	L, 65-63
2015 - Hartford, Conn. - No. 9 seed			
March 12	ECU - No. 8 seed	First Round	L, 81-80 (OT)
2014 - Memphis, Tenn. - No. 9 seed			
March 12	Temple - No. 8 seed	First Round	W, 94-90 (2OT)
March 13	Cincinnati - No. 1 seed	Quarterfinals	L, 61-58

Conference USA

2013 - Tulsa, Okla.			
Ineligible for postseason play due to NCAA sanctions			
2012 - Memphis, Tenn. - No. 4 seed			
March 8	UAB - No. 5 seed	Quarterfinals	W, 64-54
March 9	at Memphis - No. 1 seed	Semifinals	L, 83-52
2011 - El Paso, Texas - No. 9 seed			
March 9	ECU - No. 8 seed	First Round	L, 75-60
2010 - Tulsa, Okla. - No. 9 seed			
March 10	SMU - No. 8 seed	First Round	W, 69-53
March 11	UTEP - No. 1 seed	Quarterfinals	L, 76-54
2009 - Memphis, Tenn. - No. 6 seed			
March 11	Southern Miss - No. 11 seed	First Round	L, 77-53
2008 - Memphis, Tenn. - No. 4 seed			
March 13	Southern Miss - No. 5 seed	Quarterfinals	L, 68-62
2007 - Memphis, Tenn. - No. 2 seed			
March 8	Rice - No. 7 seed	Quarterfinals	L, 53-51
2006 - Memphis, Tenn. - No. 5 seed			
March 8	East Carolina - No. 12 seed	First Round	W, 65-52
March 9	Houston - No. 4 seed	Quarterfinals	L, 71-52

Atlantic Sun

2005 - Nashville, Tenn. - No. 2 seed			
March 3	Mercer - No. 7 seed	Quarterfinals	W, 81-68
March 4	Belmont - No. 3 seed	Semifinals	W, 66-61
March 5	Gardner-Webb - No. 1 seed	Final	W, 63-54
2004 - Nashville, Tenn. - No. 2 seed			
March 4	Jacksonville - No. 7 seed	Quarterfinals	W, 71-63
March 5	Belmont - No. 3 seed	Semifinals	W, 64-62
March 6	Troy - No. 1 seed	Final	W, 60-55

CONFERENCE TOURNAMENT HISTORY SUMMARY

UCF holds an all-time record of 31-25 at NCAA Division I conference tournaments, participating in The American, Conference USA, Atlantic Sun, Sun Belt and American South. The Knights finished 6-9 at The American Championship, which was better than their 3-7 record from their time in Conference USA.

The last time UCF won more than one game in a conference tournament was the 2005 Atlantic Sun Championship when the Knights won three games en route to their fourth league title. The Black and Gold are aiming for their sixth trip to the NCAA Tournament. The Knights won four Atlantic Sun Tournaments from 1994 to 2005, going 21-7 overall in the tournaments during that span. Before joining the A-Sun, UCF played and lost one game in the Sun Belt Championship (1992) and one in the American South (1991).

UCF debuted in the Big 12 Conference Championship with a victory in the first round against 13th-seeded Oklahoma State.



2024 PHILLIPS 66 BIG 12 CONFERENCE CHAMPIONSHIP BRACKET



ADDITION FINANCIAL ARENA



The UCF men's and women's basketball programs have called the beautiful 10,000-seat Addition Financial Arena their home since the start of the 2007-08 season. Located in the heart of Knights Plaza on the expansive north side of campus, the state-of-the-art facility opened in the fall of 2007 to packed crowds at multiple events.

Addition Financial Arena's unique design provides an intimate atmosphere for all students, alumni, fans and supporters, while creating an intimidating environment for opponents. With a raucous student section, dubbed the "Knightmare," Addition Financial Arena has quickly become one of the more formidable basketball facilities in the entire southeast. The design offers perfect sight lines for all fans, giving every fan a spectacular view.

Approximately 7,000 seats make up the lower bowl, with an additional 3,000 seats situated in the upper level. Club level seating is on the east side of the arena, with exclusive access to the regal Black and Gold Club before, during and after each game.

The facility features 16 luxury boxes and suites, a club lounge, open concourse areas and numerous concession options. Fans benefit from a state-of-the-art audio and video system. The scoreboard located at center court features four video screens that show replays and player information with an LED ribbon board stretching around the bottom.

Patrons enter the building through a spacious lobby that has conveniently located concession and apparel stands.

Addition Financial Arena sits on the northern side of campus and is nestled in with UCF's other athletics facilities, including FBC Mortgage Stadium, The Venue, John Euliano Park and the UCF Soccer/Track Complex. FBC Mortgage Stadium also opened up during the same September week in 2007.

The arena is the centerpiece of an area that includes apartment-style dormitories with 2,000 total beds and about 100,000-square feet of retail space. Before and after games, fans can dine and shop at establishments like Barnes & Noble Bookstore, Burger U, Gringos Locos, Domino's, The Pop Parlour, Dunkin', Jimmy John's, Subway and Knightro's.

The neighboring retail area has room for 24 shops.

Addition Financial Arena also hosts premiere concerts along with UCF commencement ceremonies. The Central Florida Crusaders, expansion members of the National Indoor Soccer League, began fielding men's and women's teams in the venue for the 2022-23 season.

The arena is located directly in front of UCF's old home, The Venue, which re-opened following a year of massive renovations to create a new home for the women's volleyball program as well as dedicated practice facilities for both the men's and women's basketball programs. The Knights played in the former 5,100-seat building from 1991-2007.

Construction on the new facility began in November of 2005. The arena was designed by HOK Sports and constructed by KUD International.

The arena officially opened on Sept. 8, 2007, with a Reba McEntire concert. The first UCF event at the new arena occurred on Sept. 28, 2007, when the UCF volleyball team hosted East Carolina.



Capacity	10,000
Construction Began	November 2005
Construction Completed	August 2007
Design	HOK Sports
Construction	KUD International
Cost	\$80 million
Luxury Suites	16
Lower Level Seats	5,598
Upper Level Seats	3,365
Club Seats	502
Concession Stands	7
Points of Sale	28
Video Boards	4
First UCF Game	UCF 63, Nevada 60 (11/11/07)

Highest Single-Game Home Attendance Records

1.	10,011	Illinois (3/22/17)
2.	9,825	Memphis (1/10/09)
3.	9,469	Kansas (1/10/24)
4.	9,460	Marshall (1/13/10)
5.	9,392	Iowa State (3/2/24)
6.	9,390	Houston (3/6/24)
7.	9,387	Oklahoma (2/3/24)
8.	9,383	Houston (1/25/23)
9.	9,358	Michigan (12/30/21)
10.	9,347	Rice (1/22/11)
11.	9,343	Florida State (11/13/13)
12.	9,141	Cincinnati (3/7/19)
13.	9,137	BYU (1/13/24)
14.	9,094	Marshall (1/5/11)
15.	8,882	West Virginia (1/23/24)
16.	8,734	Memphis (1/18/12)
17.	8,727	Massachusetts (11/13/09)
18.	8,711	Texas Tech (2/24/24)
19.	8,683	Baylor (1/31/24)
20.	8,624	Cincinnati (2/17/24)

Single-Season Home Attendance

1.	130,076 (7,226/18 games)	2023-24
2.	121,036 (6,370/19 games)	2010-11
3.	97,297 (5,723/17 games)	2011-12
4.	90,466 (4,523/20 games)	2012-13
5.	90,067 (5,298/17 games)	2013-14
6.	89,664 (5,274/17 games)	2022-23

Addition Financial Arena Record by Coaches

Coach	Seasons	Addition Financial Record	Win Pct.
Kirk Speraw	3	34-13 / 12-13*	.725 / .480*
Donnie Jones	6	74-33 / 59-33*	.692 / .641*
Johnny Dawkins	8	93-34	.732

*2008-09, 2009-10, 2010-11 victories vacated due to NCAA sanctions

Season-by-Season Record in Addition Financial Arena

Season	Head Coach	Home Record
2007-08	Kirk Speraw	12-4
2008-09	Kirk Speraw	13-3 / 0-3*
2009-10	Kirk Speraw	9-6 / 0-6*
2010-11	Donnie Jones	15-4 / 0-4*
2011-12	Donnie Jones	16-1
2012-13	Donnie Jones	15-5
2013-14	Donnie Jones	10-7
2014-15	Donnie Jones	10-8
2015-16	Donnie Jones	8-8
2016-17	Johnny Dawkins	15-3
2017-18	Johnny Dawkins	12-4
2018-19	Johnny Dawkins	15-2
2019-20	Johnny Dawkins	10-6
2020-21	Johnny Dawkins	6-3
2021-22	Johnny Dawkins	13-3
2022-23	Johnny Dawkins	11-6
2023-24	Johnny Dawkins	11-7
17 Seasons	3 Head Coaches	201-80 / 164-80*
		.715 / .672 Win %

*2008-09, 2009-10, 2010-11 victories vacated due to NCAA sanctions

UCF's Addition Financial Arena Winning Streaks

G	Began	Ended	Coach	Team to End Streak
14*	2/12/11	1/28/12	Donnie Jones	Southern Miss, 78-65
12**	2/6/08	1/10/09	Kirk Speraw	Memphis, 73-66
10	11/24/18	2/7/19	Johnny Dawkins	No. 12 Houston, 77-68
10*	11/12/10	1/19/11	Donnie Jones	East Carolina, 68-61
7	2/14/17	11/30/17	Johnny Dawkins	Missouri, 62-59
7	1/30/12	11/20/12	Donnie Jones	Middle Tennessee, 75-61
7*	3/7/09	12/30/09	Kirk Speraw	Jacksonville, 61-51
6	12/4/22	1/25/23	Johnny Dawkins	No. 3 Houston, 82-71
6	1/5/13	2/20/13	Donnie Jones	Marshall, 82-70
6	11/17/13	12/31/13	Donnie Jones	No. 10 Louisville, 90-65

*Streak is actually 11 due to three consecutive home wins at the end of the 2010-11 season being vacated via to NCAA sanctions
**Streak is actually four due to eight consecutive home wins to begin the 2008-09 season being vacated via to NCAA sanctions
*entire winning streak vacated due to NCAA sanctions



Johnny Dawkins

Head Coach | Eighth Season

UCF head men's coach Johnny Dawkins has built a particularly glossy college basketball playing and coaching catalogue—most recently including 2023 induction into the National Collegiate Basketball Hall of Fame and selection of a UCF player in the first round of the 2023 NBA Draft—as he joins the Knights in heading into Big 12 Conference play in 2023-24.

Dawkins' resume showcases:

- 15 seasons as a major-college head coach (the last seven at UCF), including eight postseason berths and a pair of National Invitation Tournament titles
- Extensive player development, highlighted by Taylor Hendricks' selection in the first round of the 2023 NBA Draft after only a single season at UCF

- 10 additional previous seasons of experience as an assistant coach at Duke, including NCAA Championship appearances every year, an NCAA title in 2001 and seven Atlantic Coast Conference Tournament crowns
 - A nine-year NBA career that included a career double-figure scoring average
 - A collegiate playing career at Duke that featured national player-of-the-year recognition as a senior as the school's all-time top career scorer, later culminating with his 2023 National Collegiate Basketball Hall of Fame selection
- In seven seasons at UCF, Dawkins has led the program to unprecedented heights, in the only seven-year stretch with three or more postseason appearances. He led the Knights to their first NCAA Championship victory in 2019. He's also responsible for producing UCF's first lottery pick after Taylor Hendricks was selected by the Utah Jazz with the ninth overall pick in the 2023 NBA Draft. Now, Dawkins will look to bring the Knights to even greater achievements as UCF beginning in 2023-24 begins participation in one of the deepest, most challenging conferences in college basketball, the Big 12.

Dawkins boasts five wins over ranked opponents in his time at the helm of the Knights, accounting for the majority of UCF's wins over Associated Press top-25 teams in the program's history. Most recently, the Knights topped in-state rival and 15th-ranked Florida State in Tallahassee in 2020, the program's first victory over the Seminoles. The Knights ripped off consecutive victories over No. 6 Houston and No. 19 Cincinnati during the 2018-19 regular-season run to the NCAA Championship, solidifying themselves in the field of 64. UCF defeated No. 24 Alabama in December 2017, after earning the first ranked win under Dawkins on Feb. 26, 2017, beating No. 15 Cincinnati 53-49. UCF cracked the AP poll on Mar. 4, 2019, for the first time since 2011, earning a ranking of 25th late in the regular season. It was the latest into a season that the Knights had been ranked. The home finale against Cincinnati in 2019 marked the first matchup of ranked teams at Addition Financial Arena.

Dawkins was named UCF's seventh head men's basketball coach on Mar. 23, 2016.

The 2019 NCAA Championship Run

The 2018-19 season was Dawkins' best to date with the Knights as he guided UCF to a number-nine seed in the NCAA Championship bracket, its highest seed in five all-time NCAA Championship appearances, and defeated eighth-seeded VCU 73-58 in first-round action.

UCF then came inches away from upsetting top overall seed Duke in the second round, ultimately falling 77-76 to Mike Krzyzewski, Zion Williamson and RJ Barrett as BJ Taylor's floater rimmed out and Aubrey Dawkins' tip-in barely missed at the buzzer.

The Knights were stellar down the stretch to secure their at-large NCAA Championship berth, winning on the road at No. 6/8 Houston to snap the Cougars' 33-game home win streak and topping No. 19/20 Cincinnati in Orlando. It marked the first time UCF had earned multiple victories over ranked opponents in the same season, and the Knights did it in back-to-back games.

Dawkins led UCF back to the NCAA Championship for the first time since 2005, and the first time as an at-large selection (with the previous four NCAA Championships as champions of the Atlantic Sun Conference Tournament in 1994, 1996, 2004 and 2005). He helped three individuals earn all-conference accolades from the American Athletic Conference in 2018-19, as UCF led the league with three honorees. BJ Taylor became the first Knight to earn first-team AAC honors, while Aubrey Dawkins was named second team and Tacko Fall added third-team honors. It marked just the second time that the Knights put multiple student-athletes on the AAC all-conference teams and the ninth time in the program's Division I history that multiple Knights earned all-conference honors in the same season (dating back to the 1993-94 season). With two players on the three all-conference teams, only Houston had more players earn all-conference honors.

Following the end of the 2018-19 regular season, Dawkins was named a finalist for the Skip Prosser Man of the Year Award and the Ben Jobe National Coach of the Year Award.

UCF finished the year 24-9, tied for the fourth most wins in a season in program history. The Knights' 23 regular-season wins marked a record in UCF's Division I era. The team went 13-5 in AAC play, the team's most league wins since joining that conference, and earned the number-four seed in the conference tournament for the second time in three seasons.

Dominant Defense

Known for their defense under Dawkins, the Knights ranked 11th in the nation in field-goal percentage defense, holding opponents to just 39.4 percent shooting in the 2018-19 NCAA Championship run. UCF was also 27th in scoring defense, allowing 64.5 points per game that season.

Defense always has been a priority with UCF teams, as four of Dawkins' seven seasons with the Knights have seen the team finish inside the top 50 nationally in scoring defense, including two top-10 finishes. UCF ranked third in the nation in scoring defense in 2017-18, holding teams to 61.7 points per game and 40.1% shooting, slotting the team at the No. 10 spot in the country. Dawkins' first season with UCF in 2016-17 saw the team finish No. 1 in field-goal percentage defense, limiting foes to 36.5% from the field, and No. 6 in scoring defense, with opponents averaging 61.2 points per contest.

Highly-Touted Hendricks

Taylor Hendricks qualifies as UCF's top recruit in program history. He came into college as a top-100 player in two of

COACHING EXPERIENCE

2016-present	UCF	Head Coach
2008-16	Stanford	Head Coach
2000-08	Duke	Associate Head Coach
2006-08	USA Basketball	Player Personnel
1998-99	Duke	Assistant Coach

NBA EXPERIENCE

1994-95	Detroit Pistons
1989-94	Philadelphia 76ers
1986-89	San Antonio Spurs
1986	Drafted, Spurs - 10th Overall

the three major recruit rankings as ESPN pinned him No. 54 and Rivals had him at No. 87. Hendricks lived up to the hype on opening night, dropping a team-best 23 points in his collegiate debut and finishing with averages of 15.3 points and 6.9 rebounds.

Through plenty of work and coaching throughout the season, Hendricks quietly began to creep into mock drafts across the country. At season's end, Hendricks had achieved two career-high marks of 25 points and recorded five double-doubles. He was the nation's only player to make 60 or more three-pointers, tally 55 or more blocks and record 35 or more dunks. He was honored with a unanimous selection to the American Athletic Conference All-Rookie Team and was named second-team All-AAC.

Hendricks announced his intent to enter the NBA Draft on Mar. 22, 2023, making him UCF's first one-and-done player. The freshman phenom later went on to become the Knights' first lottery pick as well as a first-round selection, going ninth to the Utah Jazz in the 2023 NBA Draft. Enshrined in the College Basketball Hall of Fame Dawkins was honored Aug. 30, 2023, as an inductee in the 18th class of the National Collegiate Basketball Hall of Fame. He was joined by former Duke coach Mike Krzyzewski, who was officially honored in the class of 2023 after initially being among the Hall of Fame's Founding Class in 2006.

Dawkins was inducted for his playing days as a Blue Devil and is one of the most decorated players in Duke history. He is regarded as a key early figure in the program's ascent to becoming a national power. From 1982-86, Dawkins piled up 2,556 points – a mark that stood as the school's scoring record until 2006 and remains second all-time. He was a two-time consensus All-American, a four-time All-ACC selection—and was recipient of the 1986 Naismith National Player of the Year award.

As a senior, Dawkins led Duke to the ACC regular-season and tournament titles, and an appearance in the NCAA national championship game. The 10th overall pick by the Spurs in the 1986 NBA Draft, Dawkins saw action in nine professional seasons with the Spurs, 76ers and Pistons. He averaged 11.1 points and 5.5 assists through 541 career NBA games.

UCF Player Honors

Multiple players have earned conference and national honors under Dawkins' tenure. Tacko Fall earned a spot on the Lefty Driesell Defensive All-America team in 2016-17 and was named the American Athletic Conference Defensive Player of the Year. B.J. Taylor earned first-team All-AAC and NABC first-team All-District honors in 2018-19.

Seven nods to the All-AAC Team were awarded while the Knights were members of that league. An additional three All-Rookie Team honors were earned, all over the last three seasons. Taylor Hendricks earned second-team All-Conference honors as well as a unanimous nod to the All-Rookie Team in 2022-23, as well as tallying a record nine conference rookie-of-the-week accolades. Darius Johnson and Isaiah Adams preceded Hendricks in earning All-Rookie Team nods in 2021-22 and 2020-21, respectively. Aubrey Dawkins (2018-19) and Taylor (2016-17) are the other Knights who received All-AAC second-team honors, while Darin Green Jr. (2021-22), Brandon Mahan (2020-21), Darius Perry (2020-21) and Fall (2018-19) all were members of an AAC third team.

Postseason Pushes

On top of the NCAA Championship run in 2018-19, the Knights have punched two tickets to the NIT under Dawkins' direction. In the most recent trip in 2023, the Knights travelled to Gainesville, Florida, and handily beat Florida 67-49, UCF's first road victory against the Gators in program history. The Knights were the only team to hold Florida under 50 points all season. It was the sixth time that season UCF limited an opponent to 50 points or fewer. The Knights' run came to an end in their inaugural meeting with top-seeded Oregon in Eugene.

The 2016-17 season took UCF to New York's Madison Square Garden in Dawkins' first year at the helm of the Knights. UCF hosted its first NIT game, defeating Colorado for the program's first postseason win in an NIT or NCAA game. The Knights went on to defeat top-seeded Illinois State on the road, before coming home to the first sell-out crowd at Addition Financial Arena and winning 68-58 over Illinois to earn a spot in the NIT semifinals. Under Dawkins' leadership, UCF led all NCAA Division I teams in defensive field-goal percentage, holding opponents to just 36.5 percent from the floor. The Knights were also sixth in the nation, allowing only 61.2 points per game, and gave up 45 or fewer points in four games over the course of the year. Dawkins was a finalist for both the Jim Phelan and Ben Jobe National Coach of the Year awards in his first season at UCF. Matt Williams set UCF records for three-pointers in a career, season and game, before signing a professional contract with the Miami Heat

Notable Notes

In UCF's Dec. 11, 2021, win over North Carolina A&T, Dawkins picked up his 100th victory with the Knights, becoming the fastest coach in program history and just the third one to do so. Following the end of the 2022-23 season, Dawkins stands 131-87 all-time as head coach of the Knights, a winning percentage of .600, currently the second-highest in program history, trailing only Torch Clark's .755 mark.





In seven years, Dawkins has done a similarly successful job with his players in the classroom. With Dawkins at the helm, the Knights men's basketball program recorded an average semester team grade-point average over 3.0 for the first time in recorded history in 2018. Then the Knights did it again, setting a new program record with an average semester GPA of 3.03 in spring 2019. Under Dawkins' watch, more than 45 nods have been earned by Knights on the AAC All-Academic team.

When Dawkins took over at UCF, the Knights had gone 12-18 the season before and hadn't finished above .500 since 2012-13. He led UCF to a 24-12 record in his first season at the helm, the sixth-best turnaround in the nation. With just seven scholarship players due to transfers and injuries, the Knights earned the fourth seed – their highest ever – in the American Athletic Conference Tournament, eventually falling to league champion SMU in the semifinals.

Stanford Stint

Stanford put together four 20-win seasons in Dawkins' tenure as head coach. He is only the second coach in Stanford history with at least four 20-win seasons. Stanford's success on the court came against some of the toughest schedules in the nation. During the 2015-16 season, the Cardinal faced the sixth-most difficult slate in the country—with a nation-leading 17 of Stanford's 30 games against RPI top-50 squads. Stanford's strength of schedule was rated in the top 50 each of his final four seasons, including two in the top 20, with an average rank of 27.75.

The Cardinal basketball program also excelled in the classroom during Dawkins' tenure, earning at least three Pac-12 All-Academic selections for five consecutive seasons and producing back-to-back Pac-12 Scholar-Athlete of the Year recipients (2014, 2015). Stanford also received annual national academic recognition, with three players earning National Association of Basketball Coaches (NABC) Honors Court status in 2015. The Cardinal was one of 20 NCAA Division I teams to earn an NABC Team Academic Excellence Award in 2016.

In 2012, Dawkins mentored Chasson Randle to become the consummate student-athlete. Randle finished that season as Stanford's all-time leading scorer and earned the program's initial first-team Academic All-America selection since 2006. Under Dawkins, Stanford recorded back-to-back perfect Academic Progress Rate (APR) scores of 1,000 in both the 2012-13 and 2013-14 reports.

Player development was also markedly improved at Stanford under Dawkins' tutelage. Four Cardinal players were selected in the NBA Draft following their collegiate careers—including 2014 first-round pick Josh Huestis.

Learning from a Legend

The Washington, D.C., native coached for 10 years under the legendary Mike Krzyzewski at Duke. During Dawkins' decade as a coach at Duke, the Blue Devils won a national championship (2001), tallied six ACC regular-season championships, recorded seven ACC Tournament titles and posted a 330-60 (.846) record. In four consecutive seasons from 1999-2002, Duke finished the regular season ranked No. 1 in both national polls, a first in college basketball history. Duke reached a No. 1 national ranking in seven of 10 seasons with Dawkins on the coaching staff.

While at Duke, he also served as the player personnel director for the USA Basketball Senior National Team from 2006-08.

Decorated at Duke

Following a prolific high school career at Mackin Catholic High School in Washington, D.C. (McDonald's All-American and third-team Parade All-American), Dawkins made his way to Duke, where he would become one of the most decorated players to set foot in Durham, North Carolina.

He played for the Blue Devils from 1982-83 through 1985-86, earning consensus All-America honors twice (1985, 1986). Dawkins was also voted the 1986 Naismith National Player of the Year and named a Freshman All-American in 1983. During his collegiate career, he helped lead Duke to three NCAA Championship berths, including an NCAA title-game appearance in 1986. He was an All-ACC honoree all four seasons as a Blue Devil. Dawkins helped Duke win the 1986 ACC Tournament title in his senior season, claiming the MVP award in the process.

Dawkins finished his career as the school's all-time leading scorer and held that honor until 2006 when J.J. Redick surpassed his mark of 2,556 points. He recorded double-figure point totals in 129 of 133 collegiate games. Dawkins led the Blue Devils in scoring all four years, recording the fourth-highest season point total in school history with 809 in 1986. Dawkins remains Duke's career record-holder in field goals (1,026) and field goals attempted (2,019) while also setting the school's single-season mark for field goals (331) during the 1986 campaign.

Dawkins was inducted into the Duke Sports Hall of Fame in September 1996. His jersey number 24 was retired by the school.

COACHING RECORD

Year	School	Record	Pct
2008-09	Stanford	20-14	.588
2009-10	Stanford	14-18	.438
2010-11	Stanford	15-16	.484
2011-12	Stanford	26-11	.703
2012-13	Stanford	19-15	.559
2013-14	Stanford	23-13	.639
2014-15	Stanford	24-13	.649
2015-16	Stanford	15-15	.500
2016-17	UCF	24-12	.667
2017-18	UCF	19-13	.594
2018-19	UCF	24-9	.742
2019-20	UCF	16-14	.533
2020-21	UCF	11-12	.478
2021-22	UCF	18-12	.600
2022-23	UCF	19-15	.559
2023-24	UCF	17-14	.548
At UCF	8 Seasons	148-101	.594
Total	16 Seasons	304-216	.585

COACHING HIGHLIGHTS

2008-09	CBI Semifinals
2011-12	NIT Champions
2012-13	NIT Second Round
2013-14	NCAA Sweet 16
2014-15	NIT Champions
2016-17	NIT Semifinals
	Finalist for Jim Phelan National Coach of the Year
	Finalist for Ben Jobe National Coach of the Year
2018-19	Finalist for Skip Prosser Man of the Year
	Finalist for Ben Jobe National Coach of the Year
	NCAA Tournament
2022-23	NIT Second Round

COLLEGIATE CAREER

1982-86	Duke University
1985-86	Naismith National Player of the Year
	Consensus First Team All-America
	First Team All-ACC
	NCAA East Regional MVP
	ACC Tournament MVP
	Duke Team MVP
	Duke Co-Captain
1984-85	Consensus First Team All-America
	First Team All-ACC
	Duke Team MVP
1983-84	Second Team All-ACC
	Duke Team MVP
1982-83	Freshman All-America
	Second Team All-ACC
	Duke Team MVP

THE DAWKINS FILE

Hometown	Washington, D.C.
High School	Mackin Catholic
College	Duke, 1986

Professional Experience

A 1986 first-round NBA Draft pick (10th overall) by San Antonio, Dawkins saw action in nine NBA seasons with the Spurs (1986-89), Philadelphia 76ers (1989-94) and Detroit Pistons (1994-95). He averaged 11.1 points, 2.5 rebounds and 5.5 assists over 541 career NBA games.

Giving Back to the Game

Dawkins has served as a member of the National Association of Basketball Coaches Board of Directors since 2012. He currently serves on the NCAA Division I Men's Basketball Ethics Coalition, an independent committee of current and former coaches, charged with promoting ethical conduct through leadership, education and mentoring opportunities, while identifying key issues challenging the coaching community.



0 Charlie May

Guard | Redshirt Freshman | 6-5 | 183
Boca Raton, Fla. | St. Andrew's School

MAY NOTEBOOK

- Made his collegiate debut in the final minute of UCF's 2023-24 season opener in an 85-62 victory over FIU
- Did not see game action during the 2022-23 season.
- Helped St. Andrews to a state championship in his high school sophomore season.
- May and St. Andrews earned three district titles from his freshman to junior years.
- Was the team captain of his St. Andrews squad in his senior season.
- His father, Dusty May, is entering his sixth season head coach of the Florida Atlantic's men's basketball team and led the program to its first NCAA Final Four during the 2022-23 season. His brother, Jack May, is on Florida's men's basketball roster as a redshirt junior guard for the 2023-24 season.

COLLEGE PATH

22-23: Freshman - UCF
23-24: Redshirt Freshman - UCF

SOCIAL MEDIA

@charlie.may12
@charlie12may

Did You Know?

Major: Communications
Favorite pro athlete: Paul George
Favorite pro team: Indiana Pacers
Pre-game ritual: Listen to Youngboy
Favorite movie: Step Brothers
Favorite TV show: The Office
Favorite music artist: NBA Youngboy
Favorite food: Pizza
Second favorite sport: Football
Favorite off-day activity: Playing video games
Fun fact: His dog has one eye
Hidden talent: Good at Wii bowling

GAME-BY-GAME STATS

Opponent	Date	GS	MIN	Total		3-Pointers		Free throws		Rebounds				PF	A	TO	BLK	STL	PTS	AVG	
				FG-FGA	PCT	3FG-3FGA	PCT	FT-FTA	PCT	OFF	DEF	TOT	AVG								
FIU	11/06/2023		00:38	0-0	.000	0-0	.000	0-0	.000	0	0	0	0.0	0	0	0	0	0	0	0.0	
Cal St. Fullerton	11/16/2023		00:31	0-0	.000	0-0	.000	0-0	.000	0	0	0	0.0	0	0	0	0	0	0	0.0	
Lipscomb	12/02/2023		01:37	0-1	.000	0-0	.000	0-0	.000	0	1	1	0.3	0	0	0	0	0	0	0.0	
Jacksonville	12/06/2023		02:03	0-0	.000	0-0	.000	0-0	.000	0	1	1	0.5	0	0	0	0	0	0	0.0	
Maine	12/18/2023		02:17	0-0	.000	0-0	.000	0-0	.000	0	1	1	0.6	2	0	0	0	0	0	0.0	
Bethune-Cookman	12/29/2023		02:56	0-0	.000	0-0	.000	0-0	.000	0	0	0	0.5	0	0	1	0	1	0	0.0	
Totals			0	10:02	0-1	.000	0-0	.000	0-0	.000	0	3	3	0.5	2	0	1	0	1	0	0.0

Player Averages

Games Played	Minutes/game	Points/game	FG Pct	3FG Pct	FT Pct	Rebounds/game	Assists/game	Turnovers/game	Assist/Turnover ratio	Steals/game	Blocks/game
6	1.7	0.0	0.0	0.0	0.0	0.5	0.0	0.2	0.0	0.2	0.0

MISCELLANEOUS

Situation	'23-'24
Led team in scoring	-
Led team in rebounds	-
Led team in assists	-
Led team in blocks	-
Led team in steals	-
Double-Doubles	-
Double Figure Points	-
5+ Rebounds	-
Double Figure Rebounds	-
20-Point Games	-
30-Point Games	-
3+ Three Pointers	-
5+ Assists	-
3+ Steals	-
3+ Blocks	-

2023-24 GAME HIGHS


Points	N/A	-
Rebounds	1	3x, last vs. Maine (12/18/23)
Assists	N/A	-
Steals	1	Bethune-Cookman (12/29/23)
Blocks	N/A	-
FGs Made	N/A	-
FGs Attempted	1	Lipscomb (12/2/23)
3-Pt. FGs Made	N/A	-
3-Pt. FGs Attempted	N/A	-
FTs Made	N/A	-
FTs Attempted	N/A	-

SINGLE-GAME CAREER HIGHS

Points	N/A	-
Rebounds	1	3x, last vs. Maine (12/18/23)
Assists	N/A	-
Steals	1	Bethune-Cookman (12/29/23)
Blocks	N/A	-
FGs Made	N/A	-
FGs Attempted	1	Lipscomb (12/2/23)
3-Pt. FGs Made	N/A	-
3-Pt. FGs Attempted	N/A	-
FTs Made	N/A	-
FTs Attempted	N/A	-

CAREER STATS

SEASON	TEAM	Field Goals		3-Point		F-Throws		Rebounds				Scoring								
		GP-GS	MIN/AVG	FG-FGA	FG%	3FG-3FGA	3FG%	FT-FTA	FT%	OFF	DEF	TOT	AVG	PF-FO	A	TO	BLK	STL	PTS	AVG
2023-24	UCF	6-0	10/1.7	0-1	.000	0-0	.000	0-0	.000	0	3	3	0.5	2-0	0	1	0	1	0	0.0
TOTAL		6-0	10/1.7	0-1	.000	0-0	.000	0-0	.000	0	3	3	0.5	2-0	0	1	0	1	0	0.0



1 Antwann Jones

Guard | 5th Year | 6-6 | 215

Orlando, Fla. | Oak Ridge | Louisiana/Creighton/Memphis

JONES NOTEBOOK

- Made his first UCF start on 1/31/24 vs. No. 18 Baylor, his first start since 11/21/21.
- Made his UCF debut on 12/10/23, playing in almost 16 minutes against Ole Miss.
- Played in eight games in 2021-22 with Louisiana, including one start against Jackson State, shooting 40% from the field on the season
- Recorded nine assists and added one block with the Rajin Cajuns
- Played in 30 games in 2020-21 with Creighton, including one start, while averaging 3.4 points, 2.2 rebounds and 1.3 assists per contest in 10.9 minutes per game
- Made his Creighton debut with 11 points, 5 rebounds and 4 assists vs. North Dakota State (Nov. 29), then had 12 points and 6 assists vs. Omaha (Dec. 1)
- Scored a season-high 13 points in 13 minutes with the Bluejays, adding four rebounds and two assists to lead comeback from 13 down vs. No. 22 Xavier (Dec. 23)
- Was able to practice, but redshirted and did not play for Creighton's BIG EAST champion team in 2019-20.
- Averaged 4.7 points and 3.0 rebounds in 16.7 minutes per game during his lone season at Memphis; saw action in 35-of-36 games, with six starts
- Shot 42.4 percent from the field, 34.1 percent from three-point range and 84.4 percent at the line; scored in double-figures seven times, with a high of 16 points vs. Wichita State (Jan. 3); Compiled a streak of four straight games with 11 points or more from Dec. 22-Jan. 3, averaging 12.8 points in that span

COLLEGE PATH

18-19: Freshman - Memphis
19-20: Sophomore - Creighton
20-21: R-Sophomore - Creighton
21-22: R-Junior - Louisiana
22-23: R-Senior - Did Not Play
23-24: 5th Year - UCF

SOCIAL MEDIA

@_twannnnn
 @j5_twann

Did You Know?

Major: Marketing
Favorite pro athlete: Shaquille O'Neal
Favorite pro team: Baltimore Ravens
Pre-game ritual: Pray, drink Starbucks, stretch, practice shooting, meditate
Favorite movie(s): Iron Man
Favorite TV show: Power
Favorite music artist: Kodak Black
Favorite food: Penne pasta alla vodka
Second favorite sport: UFC
Favorite off-day activity: Sleeping
Fun fact: He and his mom share the same birthday
Hidden talent: Can rap

GAME-BY-GAME STATS

Opponent	Date	GS	MIN	Total		3-Pointers		Free throws		Rebounds				PF	A	TO	BLK	STL	PTS	AVG
				FG-FGA	PCT	3FG-3FGA	PCT	FT-FTA	PCT	OFF	DEF	TOT	AVG							
Ole Miss	12/10/2023		15:55	0-2	.000	0-1	.000	3-6	.500	2	2	4	4.0	1	3	0	0	0	3	3.0
Maine	12/18/2023		14:36	1-3	.333	0-1	.000	0-2	.000	0	2	2	3.0	2	1	1	0	0	2	2.5
Florida A&M	12/21/2023		02:58	0-0	.000	0-0	.000	0-0	.000	0	0	0	2.0	1	0	0	0	0	0	1.7
Bethune-Cookman	12/29/2023		08:23	4-6	.667	2-2	1.000	0-0	.000	1	1	2	2.0	0	1	1	0	0	10	3.8
at Kansas St.	01/06/2024		14:09	0-3	.000	0-1	.000	0-0	.000	0	2	2	2.0	2	2	1	0	0	0	3.0
Kansas	01/10/2024		03:41	0-0	.000	0-0	.000	0-0	.000	1	0	1	1.8	1	0	1	0	0	0	2.5
at Texas	01/17/2024		04:14	0-2	.000	0-2	.000	0-0	.000	0	1	1	1.7	0	0	1	0	1	0	2.1
at Houston	01/20/2024		03:15	1-3	.333	0-1	.000	0-0	.000	0	0	0	1.5	0	0	0	0	1	2	2.1
West Virginia	01/23/2024		25:02	5-7	.714	1-1	1.000	2-2	1.000	1	0	1	1.4	0	3	0	1	1	13	3.3
at Cincinnati	01/27/2024		24:47	3-8	.375	1-2	.500	1-1	1.000	2	4	6	1.9	0	2	1	0	2	8	3.8
Baylor	01/31/2024	*	22:49	2-3	.667	1-2	.500	1-2	.500	2	1	3	2.0	3	3	2	1	1	6	4.0
Oklahoma	02/03/2024	*	21:05	6-7	.857	3-4	.750	0-0	.000	0	1	1	1.9	4	1	1	0	2	15	4.9
at Texas Tech	02/10/2024	*	29:15	2-8	.250	0-4	.000	0-0	.000	0	3	3	2.0	1	3	1	0	0	4	4.8
at BYU	02/13/2024		18:29	3-6	.500	0-1	.000	0-1	.000	0	1	1	1.9	1	2	1	0	1	6	4.9
Cincinnati	02/17/2024		07:12	1-2	.500	0-0	.000	0-0	.000	0	1	1	1.9	0	0	0	0	0	2	4.7
at West Virginia	02/20/2024		09:43	0-2	.000	0-1	.000	0-0	.000	0	0	0	1.8	1	0	0	0	0	0	4.4
Texas Tech	02/24/2024		11:44	3-4	.750	0-0	.000	0-0	.000	0	2	2	1.8	1	1	1	0	0	6	4.5
at Oklahoma St.	02/28/2024		11:45	1-2	.500	0-1	.000	2-4	.500	0	2	2	1.8	1	1	1	0	0	4	4.5
Iowa St.	03/02/2024		11:13	0-1	.000	0-1	.000	0-0	.000	0	2	2	1.8	1	1	1	0	0	0	4.3
Houston	03/06/2024		03:36	0-2	.000	0-1	.000	0-0	.000	0	0	0	1.7	0	0	0	0	0	0	4.1
at TCU	03/09/2024		12:46	0-2	.000	0-1	.000	3-4	.750	0	0	0	1.6	2	0	2	0	0	3	4.0
vs Oklahoma St.	03/12/2024		10:44	3-4	.750	1-1	1.000	0-0	.000	0	1	1	1.6	0	1	0	0	1	7	4.1
Totals		3	287:20	35-77	.455	9-28	.321	12-22	.545	9	26	35	1.6	22	25	16	2	10	91	4.1

Player Averages

Games Played	Minutes/game	Points/game	FG Pct	3FG Pct	FT Pct	Rebounds/game	Assists/game	Turnovers/game	Assist/Turnover ratio	Steals/game	Blocks/game
22	13.1	4.1	45.5	32.1	54.5	1.6	1.1	0.7	1.6	0.5	0.1

MISCELLANEOUS

Situation	'23-'24
Led team in scoring	-
Led team in rebounds	-
Led team in assists	2
Led team in blocks	-
Led team in steals	1
Double-Doubles	-
Double Figure Points	3
5+ Rebounds	1
Double Figure Rebounds	-
20-Point Games	-
30-Point Games	-
3+ Three Pointers	1
5+ Assists	-
3+ Steals	-
3+ Blocks	-

2023-24 GAME HIGHS

Points	15	Oklahoma (2/3/24)
Rebounds	6	at Cincinnati (1/27/24)
Assists	3	4x, last at Texas Tech (2/10/24)
Steals	2	2x, last vs. Oklahoma (2/3/24)
Blocks	1	2x, last vs. Baylor (1/31/24)
FGs Made	6	Oklahoma (2/3/24)
FGs Attempted	8	2x, last at Texas Tech (2/10/24)
3-Pt. FGs Made	3	Oklahoma (2/3/24)
3-Pt. FGs Attempted	4	2x, last at Texas Tech (2/10/24)
FTs Made	3	2x, last at TCU (3/9/24)
FTs Attempted	6	Ole Miss (12/10/23)

SINGLE-GAME CAREER HIGHS

Points	16	Wichita State (1/3/19)
Rebounds	7	2x, last vs. Kennesaw St. (12/4/20)
Assists	6	Little Rock (12/19/18)
Steals	3	3x, last at Creighton (3/22/19)
Blocks	3	UCF (1/27/19)
FGs Made	7	Wichita State (1/3/19)
FGs Attempted	14	Canisius (11/23/18)
3-Pt. FGs Made	3	Oklahoma (2/3/24)
3-Pt. FGs Attempted	5	ECU (1/10/19)
FTs Made	7	Kennesaw St. (12/4/20)
FTs Attempted	8	Kennesaw St. (12/4/20)

CAREER STATS

SEASON	TEAM	GP-GS	MIN/AVG	Field Goals		3-Point		F-Throws		Rebounds				Scoring						
				FG-FGA	FG%	3FG-3FGA	3FG%	FT-FTA	FT%	OFF	DEF	TOT	AVG	PF-FO	A	TO	BLK	STL	PTS	AVG
2018-19	Mem	35-6	580/16.6	56-132	.424	15-44	.341	38-45	.844	18	86	104	3.0	59-2	64	51	14	23	165	4.7
2020-21	CU	30-1	326/10.9	34-91	.374	12-37	.324	22-32	.688	15	52	67	2.2	36-0	39	22	6	7	102	3.4
2021-22	LA	8-1	65/8.1	6-15	.400	2-7	.286	3-7	.429	4	8	12	1.5	6-0	9	4	1	0	17	2.1
2023-24	UCF	22-3	287/13.1	35-77	.455	9-28	.321	12-22	.545	9	26	35	1.6	22-0	25	16	2	10	91	4.1
TOTAL FOR UCF		22-3	287/13.1	35-77	.455	9-28	.321	12-22	.545	9	26	35	1.6	22-0	25	16	2	10	91	4.1
TOTAL		95-11	1259/13.3	131-315	.416	38-116	.328	75-106	.708	46	172	218	2.3	123-2	137	93	23	40	375	3.9





2 Shemarri Allen

Guard | 5th Year | 6-4 | 190
Arden, N.C. | T.C. Roberson | UMKC / Cowley CC

ALLEN NOTEBOOK

- Played 30 minutes in his UCF debut on opening night against FIU, earning the start while posting eight points, five rebounds, five assists and three steals.
- Earned Second Team All-Summit League and Summit League All-Defensive Team honors in 2022-23 in his senior season at UMKC, a year in which he appeared in 29 games, making 28 starts
- Averaged 17.0 points on 41.4% shooting in 2022-23, adding 5.0 rebounds, 2.7 assists and 2.0 steals per game. He finished the year ranked top-10 in the Summit in FG% (6th), free throws made (5th), minutes per game (6th), points per game (6th) and steals per game (1st); finished the campaign ranked top-100 in the NCAA in free throw attempts (70th), minutes per game (96th), steals (57th) and steals per game (28th)

- Scored in double-digits in 25 games, including 10 games above 20 points
- Notched season-high 34 points in triple-OT game at Denver on Dec. 29, including game-tying three at end of regulation
- Suffered season-ending arm injury against North Dakota on Feb. 18
- Appeared in 30 games in 2021-22, starting in seven and averaged 23.5 minutes per game, sixth-best on team. His 57.9% field goal percentage was second-best on team
- Earned first-career start against Morehead State on Nov. 27, 2021, notching six points, five rebounds and three assists

COLLEGE PATH

19-20: Freshman - Cowley CC
20-21: Sophomore - Cowley CC
21-22: Junior - UMKC
22-23: Senior - UMKC
23-24: 5th Year - UCF

SOCIAL MEDIA

@shemarrallen
@shemarrallen23

CAREER HONORS

Second Team All-Summit League 2022-23
Summit League All-Defensive Team 2022-23

Did You Know?

Major: Liberal Arts/Business
Favorite pro athlete: LeBron James
Favorite pro team: Dallas Mavericks
Favorite movie: Love and Basketball
Favorite TV show: Power
Favorite music artist: NBA Youngboy
Favorite food: Soul Food
Second favorite sport: Football
Favorite off-day activity: Stream video games
Fun fact: Played soccer in high school
Hidden talent: Can juggle

MISCELLANEOUS

Situation	'23-'24
Led team in scoring	-
Led team in rebounds	3
Led team in assists	12
Led team in blocks	3
Led team in steals	11
Double-Doubles	-
Double Figure Points	7
5+ Rebounds	6
Double Figure Rebounds	-
20-Point Games	-
30-Point Games	-
3+ Three Pointers	1
5+ Assists	6
3+ Steals	7
3+ Blocks	1

GAME-BY-GAME STATS

Opponent	Date	GS	MIN	Total		3-Pointers		Free throws		Rebounds				PF A TO BLK STL				PTS		AVG	
				FG-FGA	PCT	3FG-3FGA	PCT	FT-FTA	PCT	OFF	DEF	TOT	AVG	PF	A	TO	BLK	STL	PTS		
FIU	11/06/2023	*	29:16	3-7	.429	0-1	.000	2-3	.667	2	3	5	5.0	2	5	2	0	3	8	8.0	
at Miami (FL)	11/10/2023	*	18:03	1-6	.167	0-0	.000	0-2	.000	2	2	4	4.5	4	1	4	0	0	2	5.0	
Cal St. Fullerton	11/16/2023	*	29:24	3-9	.333	2-5	.400	1-2	.500	1	2	3	4.0	2	2	2	1	4	9	6.3	
vs South Dakota St.	11/19/2023	*	34:00	3-5	.600	0-0	.000	1-2	.500	1	3	4	4.0	3	3	1	0	1	7	6.5	
vs Charlotte	11/20/2023	*	39:00	1-5	.200	0-0	.000	0-0	.000	1	3	4	4.0	4	2	2	3	0	2	5.6	
Stetson	11/26/2023	*	34:08	4-9	.444	0-0	.000	3-3	1.000	0	1	1	3.5	4	0	3	0	1	11	6.5	
Lipscomb	12/02/2023	*	23:34	2-3	.667	0-1	.000	0-0	.000	0	2	2	3.3	1	2	3	0	1	4	6.1	
Jacksonville	12/06/2023	*	24:46	3-9	.333	0-3	.000	1-4	.250	1	3	4	3.4	4	3	0	1	3	7	6.3	
Ole Miss	12/10/2023	*	26:14	5-10	.500	0-2	.000	4-4	1.000	0	3	3	3.3	5	2	1	0	0	14	7.1	
Maine	12/18/2023	*	20:57	3-6	.500	0-1	.000	3-6	.500	1	8	9	3.9	0	5	0	0	0	9	7.3	
Florida A&M	12/21/2023	*	33:28	4-8	.500	3-5	.600	0-0	.000	1	5	6	4.1	1	2	2	1	2	11	7.6	
Bethune-Cookman	12/29/2023	*	23:26	3-8	.375	0-1	.000	1-1	1.000	1	3	4	4.1	0	3	1	1	2	7	7.6	
at Kansas St.	01/06/2024	*	23:14	3-8	.375	0-0	.000	0-0	.000	0	1	1	3.8	3	2	1	0	1	6	7.5	
Kansas	01/10/2024	*	29:48	1-7	.143	0-1	.000	0-0	.000	1	5	6	4.0	2	0	2	2	3	2	7.1	
BYU	01/13/2024	*	33:02	2-7	.286	0-2	.000	2-2	1.000	0	6	6	4.1	2	3	2	2	5	6	7.0	
at Texas	01/17/2024	*	36:21	6-12	.500	1-5	.200	4-5	.800	2	2	4	4.1	1	7	4	0	4	17	7.6	
at Houston	01/20/2024	*	30:50	1-7	.143	1-3	.333	2-5	.400	2	1	3	4.1	3	0	2	0	1	5	7.5	
West Virginia	01/23/2024	*	28:52	1-6	.167	0-1	.000	0-1	.000	1	3	4	4.1	1	5	3	2	4	2	7.2	
Oklahoma	02/03/2024	*	33:14	3-6	.500	0-1	.000	3-5	.600	3	5	8	4.3	3	2	1	2	2	9	7.3	
at Texas Tech	02/10/2024	*	26:10	0-2	.000	0-1	.000	0-0	.000	1	1	2	4.2	4	3	0	0	0	0	6.9	
at BYU	02/13/2024	*	22:51	4-8	.500	0-1	.000	1-4	.250	2	1	3	4.1	4	1	2	0	2	9	7.0	
Cincinnati	02/17/2024	*	34:01	5-9	.556	1-1	1.000	4-6	.667	2	2	4	4.1	5	7	2	0	1	15	7.4	
at West Virginia	02/20/2024	*	25:08	3-7	.429	1-3	.333	0-0	.000	0	0	0	3.9	5	3	1	1	1	7	7.3	
Texas Tech	02/24/2024	*	27:28	3-6	.500	0-1	.000	3-4	.750	0	2	2	3.8	3	0	1	0	2	9	7.4	
at Oklahoma St.	02/28/2024	*	32:37	2-4	.500	0-0	.000	10-12	.833	0	4	4	3.8	2	2	1	0	2	14	7.7	
Iowa St.	03/02/2024	*	28:46	4-5	.800	0-0	.000	3-6	.500	1	1	2	3.8	5	1	5	0	2	11	7.8	
Houston	03/06/2024	*	34:32	2-6	.333	0-0	.000	3-3	1.000	1	2	3	3.7	2	4	2	1	1	7	7.8	
at TCU	03/09/2024	*	32:31	2-8	.250	0-1	.000	0-2	.000	1	3	4	3.8	1	6	1	1	3	4	7.6	
vs Oklahoma St.	03/12/2024	*	29:18	0-4	.000	0-1	.000	2-2	1.000	1	5	6	3.8	2	2	1	0	3	2	7.4	
Totals			28	844:59	77-197	.391	9-41	.220	53-84	.631	29	82	111	3.8	78	78	52	18	54	216	7.4

Player Averages

Games Played	Minutes/game	Points/game	FG Pct	3FG Pct	FT Pct	Rebounds/game	Assists/game	Turnovers/game	Assist/Turnover ratio	Steals/game	Blocks/game
29	29.1	7.4	39.1	22.0	63.1	3.8	2.7	1.8	1.5	1.9	0.6

2023-24 GAME HIGHS


Points 17 at Texas (1/17/24)
Rebounds 9 Maine (12/18/23)
Assists 7 2x, last vs. Cincinnati (2/17/24)
Steals 5 BYU (1/13/24)
Blocks 3 vs. Charlotte (11/20/23)
FGs Made 6 at Texas (1/17/24)
FGs Attempted 12 at Texas (1/17/24)
3-Pt. FGs Made 3 Florida A&M (12/21/23)
3-Pt. FGs Attempted 5 3x, last at Texas (1/17/24)
FTs Made 10 at Oklahoma State (2/28/24)
FTs Attempted 12 at Oklahoma State (2/28/24)

SINGLE-GAME CAREER HIGHS

Points 34 at Denver (12/29/22)
Rebounds 9 2x, last vs. Maine (12/18/23)
Assists 9 Calvary (12/4/21)
Steals 6 at North Dakota (1/19/23)
Blocks 3 2x, last vs. Charlotte (11/20/23)
FGs Made 12 at Denver (12/29/22)
FGs Attempted 29 at Denver (12/29/22)
3-Pt. FGs Made 3 2x, last vs. Florida A&M (12/21/23)
3-Pt. FGs Attempted 8 at Denver (12/29/22)
FTs Made 11 Idaho St. (11/29/22)
FTs Attempted 16 at North Dakota St. (1/21/23)

CAREER STATS

SEASON	TEAM	GP-GS	MIN/AVG	Field Goals		3-Point		F-Throws		Rebounds				Scoring						
				FG-FGA	FG%	3FG-3FGA	3FG%	FT-FTA	FT%	OFF	DEF	TOT	AVG	PF-FO	A	TO	BLK	STL	PTS	AVG
2021-22	KC	30-7	702/23.4	55-95	.579	0-15	.000	34-62	.548	22	65	87	2.9	107-9	65	30	14	26	144	4.8
2022-23	KC	29-28	1006/34.7	172-415	.414	24-70	.343	125-174	.718	50	95	145	5.0	83-1	77	71	13	59	493	17.0
2023-24	UCF	29-28	845/29.1	77-197	.391	9-41	.220	53-84	.631	29	82	111	3.8	78-4	78	52	18	54	216	7.4
TOTAL FOR UCF		29-28	845/29.1	77-197	.391	9-41	.220	53-84	.631	29	82	111	3.8	78-4	78	52	18	54	216	7.4
TOTAL		88-63	2553/29.0	304-707	.430	33-126	.262	212-320	.663	101	242	343	3.9	268-14	220	153	45	139	853	9.7



3 Darius Johnson

Guard | Junior | 6-1 | 200
Boys, Md. | Episcopal (Va.)

JOHNSON NOTEBOOK

- Set a new career-high with 33 points at TCU on Mar. 9, 2024, just five games after setting a previous career-best 29 points at West Virginia on Feb. 20, 2024.
- Posted a then-career-high 25 points against Charlotte in the Jacksonville Classic championship game, also tallied career high marks in free throws made (10), free throw attempts (12), and field goals attempted (20)
- Later tied his career-high 25 points four games later against Ole Miss
- Reached 200 career assists with an assist against Miami on 11/10/23
- Posted 15 points, four rebounds and four assists in UCF's 2023-24 season opening victory over FIU
- Scored double digits in 14 games in 2022-23, including five with 15 or more.
- Posted a then-career high 24 points in just his second game of the 2022-23 season after missing the first five games due to injury
- Tallied two games with 10 assists (vs. Stetson, 12/21/22; vs. Tulsa 2/11/23),

- resulting in two double-doubles on the year
- Snatched a steal in all but four of his 25 games in 2022-23, started the year with 10 straight games with a steal
- Named to the AAC All-Freshman Team and earned a pair of AAC Freshman of the Week honors during his rookie campaign. Saw action in all 30 games for the Knights in 2021-22, the only freshman and one of four players to do so.
- Prior to arriving at UCF, he earned a four-star ranking by both ESPN and Rivals.
- Was ranked as the 108th best player in his recruiting class by Rivals, along with the 18th best going guard in the nation and the fourth best player from Virginia.
- Son of UCF Director of Player Development Kelvin Johnson.
- Brother Xavier plays at Southern Illinois, is currently a fifth-year guard and will be playing in his second season with the Salukis after spending three seasons at George Mason. Xavier was named to the MVC All-Defensive Team in 2022-23.

COLLEGE PATH

21-22: Freshman - UCF
22-23: Sophomore - UCF
23-24: Junior - UCF

SOCIAL MEDIA

@dariusjohnson3
@dariusjohnson3

CAREER HONORS

All-Big 12 Honorable Mention
2023-24

All Freshman Team
2021-22

2x Rookie of the Week
Jan. 24, 2022, Feb. 21, 2022

2x Weekly Honor Roll
Dec. 26, Feb. 13

Did You Know?

Major: Hospitality
Favorite pro athlete(s): Damian Lillard, Kevin Durant, Steph Curry
Favorite pro team: Washington Commanders
Pre-game ritual: Nap
Favorite movie(s): Rush Hour
Favorite TV show: Power
Favorite music artist: Youngboy
Favorite food: Chicken
Second favorite sport: Football
Favorite off-day activity: Sleep
Fun fact: Used to play lacrosse
Hidden talent: Can sing

MISCELLANEOUS

Situation	'23-'24
Led team in scoring	14
Led team in rebounds	3
Led team in assists	19
Led team in blocks	-
Led team in steals	18
Double-Doubles	1
Double Figure Points	26
5+ Rebounds	8
Double Figure Rebounds	-
20-Point Games	6
30-Point Games	1
3+ Three Pointers	10
5+ Assists	8
3+ Steals	12
3+ Blocks	-

GAME-BY-GAME STATS

Opponent	Date	GS	MIN	Total		3-Pointers		Free throws		Rebounds				Other				PTS	AVG		
				FG-FGA	PCT	3FG-3FGA	PCT	FT-FTA	PCT	OFF	DEF	TOT	AVG	PF	A	TO	BLK			STL	
FIU	11/06/2023	*	31:19	5-12	.417	3-8	.375	2-4	.500	1	3	4	4.0	3	4	6	0	2	15	15.0	
at Miami (FL)	11/10/2023	*	36:37	6-16	.375	1-6	.167	0-0	.000	1	1	2	3.0	2	1	5	0	1	13	14.0	
Cal St. Fullerton	11/16/2023	*	31:51	1-6	.167	1-2	.500	0-0	.000	0	4	4	3.3	1	3	2	0	1	3	10.3	
vs South Dakota St.	11/19/2023	*	34:00	4-10	.400	0-3	.000	3-5	.600	0	3	3	3.3	4	4	2	0	4	11	10.5	
vs Charlotte	11/20/2023	*	40:00	7-20	.350	1-6	.167	10-12	.833	0	6	6	3.8	2	4	5	0	3	25	13.4	
Stetson	11/26/2023	*	36:33	4-13	.308	1-4	.250	6-6	1.000	1	4	5	4.0	4	7	4	0	2	15	13.7	
Lipscomb	12/02/2023	*	30:30	7-12	.583	3-6	.500	2-2	1.000	0	5	5	4.1	2	3	3	0	2	19	14.4	
Jacksonville	12/06/2023	*	11:47	2-5	.400	2-4	.500	0-0	.000	0	1	1	3.8	4	3	0	0	0	6	13.4	
Ole Miss	12/10/2023	*	35:41	9-16	.563	2-5	.400	5-8	.625	0	1	1	3.4	2	3	4	1	5	25	14.7	
Maine	12/18/2023	*	22:25	5-6	.833	4-4	1.000	2-2	1.000	0	2	2	3.3	1	3	2	0	1	16	14.8	
Florida A&M	12/21/2023	*	36:50	4-11	.364	2-7	.286	3-4	.750	1	0	1	3.1	1	5	1	0	0	13	14.6	
Bethune-Cookman	12/29/2023	*	24:12	3-7	.429	2-4	.500	2-2	1.000	0	2	2	3.0	3	3	3	0	1	10	14.3	
at Kansas St.	01/06/2024	*	28:46	3-8	.375	2-4	.500	2-2	1.000	2	1	3	3.0	5	2	5	1	3	10	13.9	
Kansas	01/10/2024	*	38:29	5-10	.500	3-6	.500	4-5	.800	1	1	2	2.9	2	6	7	0	3	17	14.1	
BYU	01/13/2024	*	38:27	6-18	.333	2-6	.333	4-5	.800	0	2	2	2.9	2	2	3	0	2	18	14.4	
at Texas	01/17/2024	*	36:28	4-8	.500	3-6	.500	0-0	.000	0	3	3	2.9	3	4	2	0	1	11	14.2	
at Houston	01/20/2024	*	31:49	0-6	.000	0-2	.000	3-4	.750	0	3	3	2.9	4	3	5	0	0	3	13.5	
West Virginia	01/23/2024	*	34:01	1-8	.125	1-6	.167	4-4	1.000	0	4	4	2.9	1	2	2	0	1	7	13.2	
at Cincinnati	01/27/2024	*	33:58	1-9	.111	0-3	.000	0-0	.000	0	1	1	2.8	4	3	2	0	4	2	12.6	
Baylor	01/31/2024	*	36:10	9-12	.750	5-7	.714	0-2	.000	1	6	7	3.1	5	10	4	0	2	23	13.1	
Oklahoma	02/03/2024	*	32:30	2-8	.250	1-3	.333	9-10	.900	0	3	3	3.0	2	8	2	0	4	14	13.1	
at Texas Tech	02/10/2024	*	33:37	4-13	.308	1-5	.200	5-5	1.000	1	1	2	3.0	5	3	2	0	2	14	13.2	
at BYU	02/13/2024	*	24:21	6-11	.545	2-4	.500	6-6	1.000	0	1	1	2.9	5	3	1	0	3	20	13.5	
Cincinnati	02/17/2024	*	29:46	6-17	.353	2-5	.400	2-3	.667	0	4	4	3.0	3	5	2	0	4	16	13.6	
at West Virginia	02/20/2024	*	36:00	10-23	.435	5-15	.333	4-6	.667	0	2	2	2.9	4	4	1	0	4	29	14.2	
Texas Tech	02/24/2024	*	32:35	5-14	.357	3-7	.429	3-4	.750	2	1	3	2.9	1	5	0	0	4	16	14.3	
at Oklahoma St.	02/28/2024	*	34:51	4-11	.364	1-5	.200	6-7	.857	0	5	5	3.0	3	1	2	0	2	15	14.3	
Iowa St.	03/02/2024	*	32:18	3-12	.250	0-7	.000	4-5	.800	0	2	2	3.0	4	2	6	0	4	10	14.1	
Houston	03/06/2024	*	33:38	5-13	.385	2-4	.500	2-3	.667	1	4	5	3.0	4	3	2	0	2	14	14.1	
at TCU	03/09/2024	*	35:42	9-13	.692	5-6	.833	10-10	1.000	3	6	9	3.2	5	2	2	0	1	33	14.8	
vs Oklahoma St.	03/12/2024	*	32:15	3-10	.300	3-5	.600	2-2	1.000	0	6	6	3.3	0	5	0	1	1	11	14.6	
Totals			30	1007:26	143-358	.399	63-165	.382	105-128	.820	15	88	103	3.3	91	116	87	3	69	454	14.6

2023-24 GAME HIGHS

Points	33	at TCU (3/9/24)
Rebounds	9	at TCU (3/9/24)
Assists	10	Baylor (1/31/24)
Steals	5	Ole Miss (12/10/23)
Blocks	1	3x, last vs. Oklahoma State (3/12/24)
FGs Made	10	at West Virginia (2/20/24)
FGs Attempted	23	at West Virginia (2/20/24)
3-Pt. FGs Made	5	3x, last at TCU (3/9/24)
3-Pt. FGs Attempted	15	at West Virginia (2/20/24)
FTs Made	10	2x, last at TCU (3/9/24)
FTs Attempted	12	vs. Charlotte (11/20/23)

SINGLE-GAME CAREER HIGHS

Points	33	at TCU (3/9/24)
Rebounds	9	at TCU (3/9/24)
Assists	10	3x, last vs. Baylor (1/31/24)
Steals	7	at Wichita State (2/8/23)
Blocks	1	6x, last vs. Oklahoma State (3/12/24)
FGs Made	10	at West Virginia (2/20/24)
FGs Attempted	23	at West Virginia (2/20/24)
3-Pt. FGs Made	5	3x, last at TCU (3/9/24)
3-Pt. FGs Attempted	15	at West Virginia (2/20/24)
FTs Made	10	2x, last at TCU (3/9/24)
FTs Attempted	12	vs. Charlotte (11/20/23)

CAREER STATS

SEASON	TEAM	GP-GS	MIN/AVG	Field Goals		3-Point		F-Throws		Rebounds				Scoring						
				FG-FGA	FG%	3FG-3FGA	3FG%	FT-FTA	FT%	OFF	DEF	TOT	AVG	PF-FO	A	TO	BLK	STL	PTS	AVG
2021-22	UCF	30-13	709/23.6	64-195	.328	26-87	.299	39-53	.736	16	84	100	3.3	62-2	89	59	1	30	193	6.4
2022-23	UCF	25-22	773/30.9	89-231	.385	28-104	.269	43-50	.860	17	59	76	3.0	65-4	106	61	2	55	249	10.0
2023-24	UCF	31-30	1007/32.5	143-358	.399	63-165	.382	105-128	.820	15	88	103	3.3	91-5	116	87	3	69	454	14.6
TOTAL		86-65	2489/28.9	296-784	.378	117-356	.329	187-231	.810	48	231	279	3.2	218-11	311	207	6	154	896	10.4





4 Comeh Emuobor

Guard | Freshman | 6-5 | 205
Raleigh, N.C. | Brewster Academy

EMUOBOR NOTEBOOK

- Scored his first collegiate points on a three-pointer against Cal St. Fullerton on 11/16/23, added two free throws to tally five points in his third collegiate game.
- Made his collegiate debut in UCF's 2023-24 season opening win over FIU on 11/6/23, seeing 6:18 of game action and grabbing a rebound.
- A three-star small forward recruit ranked No. 7 in North Carolina and No. 41 at his position according to 247 Sports
- A top 200 national recruit according to 247 Sports' composite ranking
- Transferred to Brewster Academy in New Hampshire for his senior season
- Was North Carolina All-State in his sophomore and junior seasons, spending both at Ravenscroft High in Raleigh.
- Averaged 17.1 points, 8.0 rebounds and 3.5 assists per game in his junior year at Ravenscroft.
- Was named TISAC (Triangle Independent School Athletic Conference) MVP after his sophomore campaign
- Saw time on varsity his freshman season at Enloe High School, located in Raleigh, North Carolina.

GAME-BY-GAME STATS

Opponent	Date	GS	MIN	Total		3-Pointers		Free throws		Rebounds				PF	A	TO	BLK	STL	PTS	AVG
				FG	PCT	3FG	PCT	FT	PCT	OFF	DEF	TOT	AVG							
FIU	11/06/2023		06:18	0-2	.000	0-1	.000	0-0	.000	0	1	1	1.0	1	0	0	0	0	0	0.0
at Miami (FL)	11/10/2023		02:06	0-1	.000	0-0	.000	0-0	.000	0	0	0	0.5	0	0	0	0	0	0.0	
Cal St. Fullerton	11/16/2023		03:41	1-1	1.000	1-1	1.000	2-2	1.000	0	1	1	0.7	1	0	0	0	0	5	1.7
vs Charlotte	11/20/2023		04:00	0-1	.000	0-1	.000	0-0	.000	0	0	0	0.5	0	0	0	0	0	0	1.3
Lipscomb	12/02/2023		12:21	2-5	.400	1-1	1.000	0-0	.000	1	1	2	0.8	0	0	1	0	0	5	2.0
Jacksonville	12/06/2023		12:21	1-4	.250	0-1	.000	0-0	.000	0	3	3	1.2	2	1	0	0	1	2	2.0
Maine	12/18/2023		09:29	2-4	.500	0-1	.000	0-0	.000	0	0	0	1.0	2	0	0	0	0	4	2.3
at Kansas St.	01/06/2024		02:49	1-2	.500	0-0	.000	0-0	.000	0	1	1	1.0	0	0	0	0	0	2	2.3
at Houston	01/20/2024		03:15	0-0	.000	0-0	.000	1-2	.500	0	1	1	1.0	0	0	0	0	0	1	2.1
vs Oklahoma St.	03/12/2024		02:14	0-0	.000	0-0	.000	0-0	.000	0	0	0	0.9	0	0	0	0	0	0	1.9
Totals		0	58:34	7-20	.350	2-6	.333	3-4	.750	1	8	9	0.9	6	1	1	0	1	19	1.9

Player Averages

Games Played	Minutes/game	Points/game	FG Pct	3FG Pct	FT Pct	Rebounds/game	Assists/game	Turnovers/game	Assist/Turnover ratio	Steals/game	Blocks/game
10	5.9	1.9	35.0	33.3	75.0	0.9	0.1	0.1	1.0	0.1	0.0

COLLEGE PATH

23-24: Freshman - UCF

SOCIAL MEDIA

@comeh5
@comeh_emuobor

Did You Know?

- Major: Undecided
- Favorite pro athlete: Victor Oladipo
- Favorite pro team: Los Angeles Lakers
- Pre-game ritual: Nap
- Favorite movie: Madagascar
- Favorite TV show: Martin
- Favorite music artist: Drake
- Favorite food: Pasta
- Second favorite sport: Soccer
- Favorite off-day activity: Sleep
- Fun fact: Likes animals
- Hidden talent: Can dance

MISCELLANEOUS

Situation	'23-'24
Led team in scoring	-
Led team in rebounds	-
Led team in assists	-
Led team in blocks	-
Led team in steals	-
Double-Doubles	-
Double Figure Points	-
5+ Rebounds	-
Double Figure Rebounds	-
20-Point Games	-
30-Point Games	-
3+ Three Pointers	-
5+ Assists	-
3+ Steals	-
3+ Blocks	-

2023-24 GAME HIGHS

Points	5	2x, last vs. Lipscomb (12/2/23)
Rebounds	3	Jacksonville (12/6/23)
Assists	1	Jacksonville (12/6/23)
Steals	1	Jacksonville (12/6/23)
Blocks	N/A	-
FGs Made	2	2x, last vs. Maine (12/18/23)
FGs Attempted	5	Lipscomb (12/2/23)
3-Pt. FGs Made	1	2x, last vs. Lipscomb (12/2/23)
3-Pt. FGs Attempted	1	6x, last vs. Maine (12/18/23)
FTs Made	2	Cal St. Fullerton (11/16/23)
FTs Attempted	2	2x, last at Houston (1/20/24)

SINGLE-GAME CAREER HIGHS

Points	5	2x, last vs. Lipscomb (12/2/23)
Rebounds	3	Jacksonville (12/6/23)
Assists	1	Jacksonville (12/6/23)
Steals	1	Jacksonville (12/6/23)
Blocks	N/A	-
FGs Made	2	2x, last vs. Maine (12/18/23)
FGs Attempted	5	Lipscomb (12/2/23)
3-Pt. FGs Made	1	2x, last vs. Lipscomb (12/2/23)
3-Pt. FGs Attempted	1	6x, last vs. Maine (12/18/23)
FTs Made	2	Cal St. Fullerton (11/16/23)
FTs Attempted	2	2x, last at Houston (1/20/24)

CAREER STATS

SEASON	TEAM	GP-GS	MIN/AVG	Field Goals		3-Point		F-Throws		Rebounds				Scoring						
				FG	PCT	3FG	PCT	FT	PCT	OFF	DEF	TOT	AVG	PF	FO	A	TO	BLK	STL	PTS
2023-24	UCF	10-0	59/5.9	7-20	.350	2-6	.333	3-4	.750	1	8	9	0.9	6-0	1	1	0	1	19	1.9
TOTAL		10-0	59/5.9	7-20	.350	2-6	.333	3-4	.750	1	8	9	0.9	6-0	1	1	0	1	19	1.9



5 Omar Payne

Forward | Fifth Year | 6-10 | 228

Kissimmee, Fla. | Montverde Academy | Jacksonville/Illinois/Florida

PAYNE NOTEBOOK

- Snatched a career-high three steals against South Dakota St. (11/19/23)
- Played 15 minutes in his UCF debut on 11/6/23, snagging a team-leading six rebounds, sinking four points, swatting two blocks and adding a steal
- Led Jacksonville in field goal percentage (.598) and blocks (26) last season
- Played in 25 games with Jacksonville last season, starting nine
- Scored double-digits twice last season with Jacksonville
- Recorded second career double-double, with 17 points and 10 rebounds vs. Voorhees
- Was on NCAA Tournament teams with Illinois (2021-22) and Florida (2020-21)
- Three points in NCAA Tournament first-round win over Chattanooga (3/18/22) with Illinois
- Helped Montverde to a 22-3 record and a semifinal appearance in the GEICO Nationals in the 2018-19 season
- Prior to enrolling at Montverde Academy for his senior year, played at Osceola High School in Kissimmee, Florida for three years and helped the team to the 2017 Class 9A state championship and a 28-2 record
- Top-50 recruit in Class of 2019 ranked No. 44 by ESPN and No. 45 by 247Sports Composite

COLLEGE PATH

19-20: Freshman - Florida
 20-21: Sophomore - Florida
 21-22: Junior - Illinois
 22-23: Senior - Jacksonville
23-24: 5th Year - UCF

SOCIAL MEDIA

@ogomarpayne
 @ogomarpayne

Did You Know?

- Major: Communications
- Favorite pro athlete: LeBron James
- Favorite pro team: Miami Heat
- Pre-game ritual: Listen to music
- Favorite movie: The Conjuring
- Favorite TV show: Family Guy
- Favorite music artist: Kodak Black
- Favorite food: Lasagna
- Second favorite sport: Football
- Favorite off-day activity: Playing NBA 2K
- Fun fact: Elite NBA 2K player
- Hidden talent: Excellent chef

MISCELLANEOUS

Situation	'23-'24
Led team in scoring	-
Led team in rebounds	3
Led team in assists	1
Led team in blocks	12
Led team in steals	1
Double-Doubles	-
Double Figure Points	2
5+ Rebounds	10
Double Figure Rebounds	1
20-Point Games	-
30-Point Games	-
3+ Three Pointers	-
5+ Assists	-
3+ Steals	1
3+ Blocks	4

GAME-BY-GAME STATS

Opponent	Date	GS	MIN	Total		3-Pointers		Free throws		Rebounds				PF	A	TO	BLK	STL	PTS	AVG	
				FG-FGA	PCT	3FG-3FGA	PCT	FT-FTA	PCT	OFF	DEF	TOT	AVG								
FIU	11/06/2023	*	15:05	1-2	.500	0-0	.000	2-2	1.000	2	4	6	6.0	5	0	0	2	1	4	4.0	
at Miami (FL)	11/10/2023	*	15:43	2-2	1.000	0-0	.000	0-0	.000	1	4	5	5.5	5	0	1	0	1	4	4.0	
Cal St. Fullerton	11/16/2023	*	13:26	1-2	.500	0-0	.000	2-4	.500	1	2	3	4.7	3	0	1	0	1	4	4.0	
vs South Dakota St.	11/19/2023	*	20:00	4-4	1.000	0-0	.000	2-2	1.000	1	2	3	4.3	1	0	0	2	3	10	5.5	
vs Charlotte	11/20/2023	*	13:00	2-5	.400	0-0	.000	2-2	1.000	1	1	2	3.8	3	0	1	2	2	6	5.6	
Stetson	11/26/2023	*	17:39	1-1	1.000	0-0	.000	2-2	1.000	0	1	1	3.3	3	0	0	1	0	4	5.3	
Lipscomb	12/02/2023	*	04:20	1-1	1.000	0-0	.000	0-0	.000	0	0	0	2.9	4	0	0	0	0	2	4.9	
Jacksonville	12/06/2023	*	17:59	2-4	.500	1-1	1.000	2-2	1.000	2	7	9	3.6	2	3	3	1	2	7	5.1	
Ole Miss	12/10/2023	*	23:48	2-2	1.000	0-0	.000	2-4	.500	4	6	10	4.3	3	2	0	2	0	6	5.2	
Maine	12/18/2023	*	12:56	2-2	1.000	1-1	1.000	0-0	.000	1	2	3	4.2	2	1	2	3	0	5	5.2	
Florida A&M	12/21/2023	*	17:26	1-2	.500	0-0	.000	2-4	.500	1	1	2	4.0	2	1	2	1	2	4	5.1	
Bethune-Cookman	12/29/2023	*	12:11	3-7	.429	0-0	.000	2-2	1.000	3	1	4	4.0	2	2	1	1	0	8	5.3	
at Kansas St.	01/06/2024	*	22:24	2-6	.333	0-2	.000	0-0	.000	2	2	4	4.0	1	1	1	3	1	4	5.2	
Kansas	01/10/2024	*	15:24	2-3	.667	0-0	.000	0-0	.000	0	3	3	3.9	2	1	0	1	0	4	5.1	
BYU	01/13/2024	*	10:09	0-1	.000	0-1	.000	0-2	.000	1	1	2	3.8	2	0	1	1	0	0	4.8	
at Texas	01/17/2024	*	20:34	5-6	.833	0-0	.000	0-0	.000	4	1	5	3.9	2	0	2	1	0	10	5.1	
at Houston	01/20/2024	*	14:35	1-2	.500	0-1	.000	0-0	.000	1	1	2	3.8	3	0	0	1	1	2	4.9	
West Virginia	01/23/2024	*	16:18	1-2	.500	1-1	1.000	0-0	.000	0	6	6	3.9	2	0	0	0	0	3	4.8	
at Cincinnati	01/27/2024	*	19:45	0-4	.000	0-1	.000	0-0	.000	1	4	5	3.9	5	1	2	1	0	0	4.6	
Baylor	01/31/2024	*	11:02	1-1	1.000	0-0	.000	0-0	.000	1	0	1	3.8	4	0	2	0	0	2	4.5	
Oklahoma	02/03/2024	*	17:19	2-3	.667	0-1	.000	0-0	.000	1	2	3	3.8	3	0	1	4	0	4	4.4	
at Texas Tech	02/10/2024	*	14:48	3-4	.750	0-0	.000	0-2	.000	3	2	5	3.8	2	1	0	1	0	6	4.5	
at BYU	02/13/2024	*	14:21	3-4	.750	0-1	.000	1-2	.500	1	5	6	3.9	4	0	1	2	0	7	4.6	
Cincinnati	02/17/2024	*	20:35	3-3	1.000	0-0	.000	0-0	.000	0	3	3	3.9	2	0	1	2	1	6	4.7	
at West Virginia	02/20/2024	*	21:53	0-2	.000	0-0	.000	1-2	.500	1	4	5	3.9	3	1	0	6	1	1	4.5	
Texas Tech	02/24/2024	*	20:08	4-7	.571	0-0	.000	0-0	.000	0	5	5	4.0	3	2	1	0	1	8	4.7	
at Oklahoma St.	02/28/2024	*	11:37	2-4	.500	0-1	.000	0-0	.000	2	1	3	3.9	4	0	5	1	0	4	4.6	
Iowa St.	03/02/2024	*	11:06	0-0	.000	0-0	.000	1-2	.500	1	1	2	3.9	2	0	1	0	1	1	4.5	
Houston	03/06/2024	*	12:35	0-0	.000	0-0	.000	0-0	.000	1	2	3	3.8	1	0	3	1	0	0	4.3	
at TCU	03/09/2024	*	13:27	1-2	.500	0-0	.000	2-2	1.000	1	2	3	3.8	2	1	2	2	0	4	4.3	
vs Oklahoma St.	03/12/2024	*	13:21	0-5	.000	0-1	.000	2-4	.500	0	2	2	3.7	1	0	0	2	0	2	4.3	
Totals			14	484:54	52-93	.559	3-12	.250	25-40	.625	38	78	116	3.7	83	17	33	45	17	132	4.3

2023-24 GAME HIGHS

Points	10	2x, last at Texas (1/17/24)
Rebounds	10	Ole Miss (12/10/23)
Assists	3	Jacksonville (12/6/23)
Steals	3	vs. South Dakota St. (11/19/23)
Blocks	6	at West Virginia (2/20/24)
FGs Made	5	at Texas (1/17/24)
FGs Attempted	7	2x, last vs. Texas Tech (2/24/24)
3-Pt. FGs Made	1	2x, last vs. Maine (12/18/23)
3-Pt. FGs Attempted	2	at Kansas State (1/6/24)
FTs Made	2	9x, last vs. Oklahoma State (3/12/24)
FTs Attempted	4	3x, last vs. Oklahoma State (3/12/24)

SINGLE-GAME CAREER HIGHS

Points	19	Auburn (1/18/20)
Rebounds	11	Auburn (1/18/20)
Assists	3	2x, last vs. Jacksonville (12/6/23)
Steals	3	vs. South Dakota St. (11/19/23)
Blocks	6	at West Virginia (2/20/24)
FGs Made	9	Auburn (1/18/20)
FGs Attempted	10	Voorhees (11/20/22)
3-Pt. FGs Made	1	3x, last vs. Maine (12/18/23)
3-Pt. FGs Attempted	2	at Kansas State (1/6/24)
FTs Made	4	at Nebraska (1/11/22)
FTs Attempted	6	Voorhees (11/20/22)

CAREER STATS

SEASON	TEAM	GP-GS	MIN/AVG	Field Goals		3-Point		F-Throws		Rebounds				Scoring						
				FG-FGA	FG%	3FG-3FGA	3FG%	FT-FTA	FT%	OFF	DEF	TOT	AVG	PF-FO	A	TO	BLK	STL	PTS	AVG
2019-20	UF	30-7	452/15.1	51-83	.614	0-0	.000	13-35	.371	54	53	107	3.6	66-1	7	18	34	8	115	3.8
2020-21	UF	24-8	375/15.6	39-52	.750	0-0	.000	12-21	.571	29	47	76	3.2	58-0	9	14	29	10	90	3.8
2021-22	Illini	32-3	240/7.5	21-34	.618	0-0	.000	15-28	.536	19	34	53	1.7	58-1	5	18	24	3	57	1.8
2022-23	JVille	25-9	424/17.0	52-87	.598	1-1	1.000	15-26	.577	23	57	80	3.2	41-0	13	20	26	8	120	4.8
2023-24	UCF	31-14	485/15.6	52-93	.559	3-12	.250	25-40	.625	38	78	116	3.7	83-3	17	33	45	17	132	4.3
TOTAL FOR UCF		31-14	485/15.6	52-93	.559	3-12	.250	25-40	.625	38	78	116	3.7	83-3	17	33	45	17	132	4.3
TOTAL		142-41	1976/13.9	215-349	.616	4-13	.308	80-150	.533	163	269	432	3.0	306-5	51	103	158	46	514	3.6



10 Mintautas Mockus

Guard/Forward | Freshman | 6-7 | 191
Klaipeda, Lithuania | Klaipeda Vetrunges Gym

MOCKUS NOTEBOOK

- Made his UCF debut in the team's 11/6/23 season opener against FIU, playing seven minutes, scoring two points while grabbing a rebound and steal
- Was the leading scorer among all attendees at the NBA Academy Games in July 2023 in Atlanta, Georgia
- Played in international basketball leagues from 2020-23 in Lithuania and Spain
- Played in the top two leagues in Lithuania, playing 25 games in the Lithuanian Basketball League with Prienai and 40 in the second tier for Kretingos Kretinga and Klaipedos Neptunas-Akvaservis
- Remained in his home country into 2023 and made the jump to the third tier of

Spanish basketball, LEB Plata, and played in nine contests for Clinica Ponferrada

- Was a member of the U18 Lithuania national team for the 2021 FIBA U18 European Challengers tournament; playing in five games, averaging 9.0 points, 6.8 rebounds and 4.4 assists while averaging nearly 22.5 minutes while shooting 40.6% from the field

COLLEGE PATH

23-24: Freshman - UCF

SOCIAL MEDIA

@mintas12
@MintasMoc

Did You Know?

- Major: Communications
- Favorite pro athlete: Luka Doncic
- Favorite pro team: Milwaukee Bucks
- Pre-game ritual: Listen to music
- Favorite movie: The Batman
- Favorite TV show: Stranger Things
- Favorite music artist: Tyler the Creator
- Favorite food: Chinese Food
- Second favorite sport: Soccer
- Favorite off-day activity: Video games
- Fun fact: Likes to swim
- Hidden talent: Can speak four languages

GAME-BY-GAME STATS

Opponent	Date	GS	MIN	Total		3-Pointers		Free throws		Rebounds				PF	A	TO	BLK	STL	PTS	AVG
				FG-FGA	PCT	3FG-3FGA	PCT	FT-FTA	PCT	OFF	DEF	TOT	AVG							
FIU	11/06/2023		07:00	1-4	.250	0-3	.000	0-0	.000	1	0	1	1.0	2	0	0	0	1	2	2.0
at Miami (FL)	11/10/2023		01:38	0-0	.000	0-0	.000	0-0	.000	0	0	0	0.5	1	0	1	0	0	0	1.0
Cal St. Fullerton	11/16/2023		03:41	0-1	.000	0-1	.000	0-0	.000	0	1	1	0.7	0	0	0	0	0	0	0.7
vs Charlotte	11/20/2023		02:00	0-1	.000	0-1	.000	0-0	.000	0	1	1	0.8	0	0	0	0	0	0	0.5
Lipscomb	12/02/2023		02:46	0-1	.000	0-0	.000	0-0	.000	0	1	1	0.8	0	0	1	0	0	0	0.4
Jacksonville	12/06/2023		03:16	1-1	1.000	1-1	1.000	0-1	.000	0	1	1	0.8	0	0	0	0	0	3	0.8
at Kansas St.	01/06/2024		05:53	1-1	1.000	0-0	.000	0-0	.000	0	1	1	0.9	1	1	0	0	0	2	1.0
Baylor	01/31/2024		03:18	0-0	.000	0-0	.000	0-0	.000	0	0	0	0.8	0	0	0	0	0	0	0.9
Totals		0	29:32	3-9	.333	1-6	.167	0-1	.000	1	5	6	0.8	4	1	2	0	1	7	0.9

Player Averages

Games Played	Minutes/game	Points/game	FG Pct	3FG Pct	FT Pct	Rebounds/game	Assists/game	Turnovers/game	Assist/Turnover ratio	Steals/game	Blocks/game
8	3.7	0.9	33.3	16.7	0.0	0.8	0.1	0.3	0.5	0.1	0.0

MISCELLANEOUS

Situation	'23-'24
Led team in scoring	-
Led team in rebounds	-
Led team in assists	-
Led team in blocks	-
Led team in steals	-
Double-Doubles	-
Double Figure Points	-
5+ Rebounds	-
Double Figure Rebounds	-
20-Point Games	-
30-Point Games	-
3+ Three Pointers	-
5+ Assists	-
3+ Steals	-
3+ Blocks	-

2023-24 GAME HIGHS

Points	3	Jacksonville (12/6/23)
Rebounds	1	6x, last at Kansas State (1/6/24)
Assists	1	at Kansas State (1/6/24)
Steals	1	FIU (11/6/23)
Blocks	N/A	-
FGs Made	1	3x, last at Kansas State (1/6/24)
FGs Attempted	4	FIU (11/6/23)
3-Pt. FGs Made	1	Jacksonville (12/6/23)
3-Pt. FGs Attempted	3	FIU (11/6/23)
FTs Made	N/A	-
FTs Attempted	1	Jacksonville (12/6/23)

SINGLE-GAME CAREER HIGHS

Points	3	Jacksonville (12/6/23)
Rebounds	1	6x, last at Kansas State (1/6/24)
Assists	1	at Kansas State (1/6/24)
Steals	1	FIU (11/6/23)
Blocks	N/A	-
FGs Made	1	3x, last at Kansas State (1/6/24)
FGs Attempted	4	FIU (11/6/23)
3-Pt. FGs Made	1	Jacksonville (12/6/23)
3-Pt. FGs Attempted	3	FIU (11/6/23)
FTs Made	N/A	-
FTs Attempted	1	Jacksonville (12/6/23)

CAREER STATS

SEASON	TEAM	GP-GS	MIN/AVG	Field Goals		3-Point		F-Throws		Rebounds				Scoring						
				FG-FGA	FG%	3FG-3FGA	3FG%	FT-FTA	FT%	OFF	DEF	TOT	AVG	PF	FO	A	TO	BLK	STL	PTS
2023-24	UCF	8-0	30/3.7	3-9	.333	1-6	.167	0-1	.000	1	5	6	0.8	4-0	1	2	0	1	7	0.9
TOTAL		8-0	30/3.7	3-9	.333	1-6	.167	0-1	.000	1	5	6	0.8	4-0	1	2	0	1	7	0.9



11 Ibrahima Diallo

Forward | 5th Year | 7-0 | 246
Saly, Senegal | Prolific Prep (Calif.) | San Jose State/Ohio State

DIALLO NOTEBOOK

- Set a career-high in points in UCF's debut game in the Big 12 Championship, scoring 17 points and adding 11 rebounds for his fourth double-double of '23-'24.
- Earned his first double-double as a Knight with 10 points and 14 rebounds against Charlotte in the Jacksonville Classic; added three blocks and three steals.
- Led UCF in rebounding and blocks with eight and five respectively against Cal St. Fullerton on 11/16/23, a game where UCF held the Titans to 44 points.
- Played in 11 minutes in UCF's 11/6/23 season opener, leading the team with three blocks, tallying seven points and three rebounds
- Started all 35 games at center in 2022-23 and averaged 6.0 points and 6.0 rebounds per game and was one of the nation's best players in blocking shots at 1.66 pg, ranking 51st in the country
- Set the Provident Credit Union Event Center (San Jose State's home arena) record with eight blocks in the win over Alabama State
- Third on San Jose State's single-season blocked shots list with 58, a mark that ranked him 40th nationally
- Ranked seventh in all-time blocked shots prior to leaving San Jose State with 78 in 48 games played
- His eight blocks against Alabama State were tied for the second-highest total in a game in 2022-23
- Played a total of 13 games, seeing 51 minutes of action in his freshman and sophomore seasons at Ohio State
- Arrived in the United States from Senegal in 2016, while he was in high school

COLLEGE PATH

19-20: Freshman - Ohio State
20-21: Sophomore - Ohio State
21-22: Junior - San Jose State
22-23: Senior - San Jose State
23-24: 5th Year - UCF

SOCIAL MEDIA

@ibrahimaa_diallo
@ibrahimadiallo

CAREER HONORS

All-Big 12 Honorable Mention
2023-24

Did You Know?

- Major: Communications
- Favorite pro athlete: Joel Embiid
- Favorite pro team: Los Angeles Lakers
- Pre-game ritual: Pray, talk to parents, nap, eat and listen to music
- Favorite movie: Black Panther
- Favorite TV show: Money Heist
- Favorite music artist: Burma Boy
- Favorite food: Jollof Rice
- Second favorite sport: Soccer
- Favorite off-day activity: Sleeping and watching Disney+
- Hidden talent: Very good at soccer

MISCELLANEOUS

Situation	'23-'24
Led team in scoring	1
Led team in rebounds	10
Led team in assists	1
Led team in blocks	17
Led team in steals	2
Double-Doubles	4
Double Figure Points	6
5+ Rebounds	16
Double Figure Rebounds	5
20-Point Games	-
30-Point Games	-
3+ Three Pointers	-
5+ Assists	-
3+ Steals	2
3+ Blocks	9

GAME-BY-GAME STATS

Opponent	Date	GS	MIN	Total		3-Pointers		Free throws		Rebounds				PF	A	TO	BLK	STL	PTS	AVG
				FG-FGA	PCT	3FG-3FGA	PCT	FT-FTA	PCT	OFF	DEF	TOT	AVG							
FIU	11/06/2023		10:37	3-4	.750	0-0	.000	1-1	1.000	1	2	3	3.0	0	0	0	3	1	7	7.0
at Miami (FL)	11/10/2023		24:17	4-5	.800	0-0	.000	1-2	.500	2	2	4	3.5	2	1	0	1	0	9	8.0
Cal St. Fullerton	11/16/2023		22:53	4-7	.571	0-0	.000	0-0	.000	1	7	8	5.0	2	1	0	5	1	8	8.0
vs South Dakota St.	11/19/2023		15:00	3-4	.750	0-0	.000	0-0	.000	0	5	5	5.0	5	0	1	3	0	6	7.5
vs Charlotte	11/20/2023		29:00	4-7	.571	0-0	.000	2-4	.500	6	8	14	6.8	2	0	1	3	3	10	8.0
Stetson	11/26/2023		16:19	1-3	.333	0-0	.000	2-8	.250	1	4	5	6.5	1	0	2	2	0	4	7.3
Lipscomb	12/02/2023		21:06	2-3	.667	0-0	.000	1-4	.250	4	5	9	6.9	2	0	3	1	1	5	7.0
Jacksonville	12/06/2023		07:46	1-1	1.000	0-0	.000	1-2	.500	2	2	4	6.5	2	1	1	2	0	3	6.5
Ole Miss	12/10/2023		13:09	0-2	.000	0-0	.000	1-2	.500	3	0	3	6.1	3	0	2	1	1	1	5.9
Maine	12/18/2023		15:19	1-2	.500	0-0	.000	3-4	.750	0	3	3	5.8	0	1	0	4	0	5	5.8
Florida A&M	12/21/2023		22:34	1-1	1.000	0-0	.000	6-10	.600	4	8	12	6.4	2	0	2	2	1	8	6.0
Bethune-Cookman	12/29/2023		16:48	3-4	.750	0-0	.000	3-4	.750	1	2	3	6.1	1	0	1	0	1	9	6.3
at Kansas St.	01/06/2024		14:30	1-3	.333	0-0	.000	1-2	.500	4	2	6	6.1	1	0	1	1	1	3	6.0
Kansas	01/10/2024	*	24:19	4-6	.667	0-0	.000	5-6	.833	1	4	5	6.0	3	3	0	1	1	13	6.5
BYU	01/13/2024	*	27:20	4-8	.500	0-0	.000	3-8	.375	9	10	19	6.9	5	1	3	2	0	11	6.8
at Texas	01/17/2024	*	19:02	1-1	1.000	0-0	.000	0-0	.000	1	2	3	6.6	2	2	1	3	0	2	6.5
at Houston	01/20/2024	*	16:23	0-2	.000	0-0	.000	0-0	.000	1	4	5	6.5	2	0	0	0	1	0	6.1
West Virginia	01/23/2024	*	22:25	4-9	.444	0-0	.000	6-6	1.000	4	8	12	6.8	1	0	1	4	1	14	6.6
at Cincinnati	01/27/2024	*	05:27	0-0	.000	0-0	.000	0-0	.000	0	0	0	6.5	5	0	2	0	0	0	6.2
Baylor	01/31/2024	*	28:58	4-7	.571	0-0	.000	0-1	.000	0	5	5	6.4	3	0	1	0	0	8	6.3
Oklahoma	02/03/2024	*	16:19	2-5	.400	0-0	.000	1-1	1.000	0	2	2	6.2	3	0	0	3	0	5	6.2
at BYU	02/13/2024	*	18:43	1-4	.250	0-0	.000	0-0	.000	1	2	3	6.0	3	1	1	1	0	2	6.0
Cincinnati	02/17/2024	*	19:25	2-5	.400	0-0	.000	4-4	1.000	3	3	6	6.0	2	0	0	3	1	8	6.1
at West Virginia	02/20/2024	*	15:40	1-2	.500	0-0	.000	1-2	.500	1	3	4	6.0	1	0	1	2	0	3	6.0
Texas Tech	02/24/2024	*	19:52	2-5	.400	0-0	.000	2-3	.667	0	3	3	5.8	3	0	0	2	1	6	6.0
at Oklahoma St.	02/28/2024	*	14:50	4-6	.667	0-0	.000	1-2	.500	2	0	2	5.7	5	0	2	0	1	9	6.1
Iowa St.	03/02/2024	*	18:11	1-1	1.000	0-0	.000	0-1	.000	3	3	6	5.7	2	0	2	0	0	2	6.0
Houston	03/06/2024	*	23:55	2-3	.667	0-0	.000	2-4	.500	1	2	3	5.6	3	0	5	2	1	6	6.0
at TCU	03/09/2024	*	26:34	6-8	.750	0-0	.000	0-1	.000	3	2	5	5.6	2	1	3	2	1	12	6.2
vs Oklahoma St.	03/12/2024	*	22:47	7-13	.538	0-0	.000	3-6	.500	5	6	11	5.8	2	0	2	2	3	17	6.5
Totals		17	569:27	73-131	.557	0-0	.000	50-88	.568	64	109	173	5.8	70	12	38	55	21	196	6.5

2023-24 GAME HIGHS


Points	17	vs. Oklahoma State (3/12/24)
Rebounds	19	BYU (1/13/24)
Assists	3	Kansas (1/10/24)
Steals	3	2x, last vs. Oklahoma State (3/12/24)
Blocks	5	Cal St. Fullerton (11/16/23)
FGs Made	7	vs. Oklahoma State (3/12/24)
FGs Attempted	13	vs. Oklahoma State (3/12/24)
3-Pt. FGs Made	N/A	-
3-Pt. FGs Attempted	N/A	-
FTs Made	6	2x, last vs. West Virginia (1/23/24)
FTs Attempted	10	Florida A&M (12/21/23)

SINGLE-GAME CAREER HIGHS

Points	17	vs. Oklahoma State (3/12/24)
Rebounds	19	BYU (1/13/24)
Assists	3	2x, last vs. Kansas (1/10/24)
Steals	3	3x, last vs. Oklahoma State (3/12/24)
Blocks	8	Alabama State (11/15/22)
FGs Made	7	3x, last vs. Oklahoma State (3/12/24)
FGs Attempted	13	vs. Oklahoma State (3/12/24)
3-Pt. FGs Made	N/A	-
3-Pt. FGs Attempted	1	at Utah State (1/21/23)
FTs Made	7	Northern Colorado (11/23/21)
FTs Attempted	10	Florida A&M (12/21/23)

CAREER STATS

SEASON	TEAM	GP-GS	MIN/AVG	Field Goals		3-Point		F-Throws		Rebounds				Scoring						
				FG-FGA	FG%	3FG-3FGA	3FG%	FT-FTA	FT%	OFF	DEF	TOT	AVG	PF-FO	A	TO	BLK	STL	PTS	AVG
2019-20	OSU	8-0	41/5.2	5-13	.385	0-0	.000	0-2	.000	8	7	15	1.9	6-0	0	4	3	0	10	1.3
2020-21	OSU	5-0	10/2.1	0-2	.000	0-0	.000	1-4	.250	3	1	4	0.8	0-0	0	0	1	0	1	0.2
2021-22	SJSU	13-12	287/22.1	44-88	.500	0-0	.000	13-36	.361	35	59	94	7.2	44-3	2	31	20	11	101	7.8
2022-23	SJSU	35-35	609/17.4	88-150	.587	0-1	.000	35-67	.522	77	133	210	6.0	89-1	16	41	58	12	211	6.0
2023-24	UCF	30-17	569/19.0	73-131	.557	0-0	.000	50-88	.568	64	109	173	5.8	70-4	12	38	55	21	196	6.5
TOTAL FOR UCF	30-17	569/19.0	73-131	.557	0-0	.000	50-88	.568	64	109	173	5.8	70-4	12	38	55	21	196	6.5	
TOTAL	91-64	1517/16.7	210-384	.547	0-1	.000	99-197	.503	187	309	496	5.5	209-8	30	114	137	44	519	5.7	



12 DeMarr Langford Jr.

Guard | Senior | 6-5 | 230
Worcester, Mass. | Brewster Academy | Boston College

LANGFORD NOTEBOOK

- Made his UCF debut in the team's 11/6/23 season opening victory over FIU, getting the start and playing in 27 minutes, earning five points and two steals
- Played in 23 games, starting in 15 and playing 651 minutes in 2022-23 for Boston College
- Averaged 7.0 points per game and shot 44.2% (65-for-147) from the field and added 2.8 rebounds and 1.8 assists per game
- Scored a season-high 20 points on the road at No. 16 Miami on 1/11/23
- Had seven games in which he scored double-digit points in 2022-23
- Played in 32 games, starting in 30 and averaging 34.7 minutes per game in 2021-22 for Boston College; had 19 games in double-digit scoring.

- Averaged 11.3 points per game and shot 45.6% (140-for-307) from the field, both career highs; also averaged 4.8 rebounds and 2.3 assists per game
- Scored a career-high 23 points against Notre Dame on 2/16/22
- Was a consensus top-100 rated recruit; ranked 97th on ESPN 100 list, ranking third among all players in New Hampshire
- Younger brother of former Providence and Boston College guard Makai Ashton-Langford, spending two seasons with Providence from 2017-19 and four with Boston College from 2019-23, finishing his career with 142 games played and a 39.7% clip from the field, averaging 8.3 points per game

COLLEGE PATH

20-21: Freshman - Boston College
21-22: Sophomore - Boston College
22-23: Junior - Boston College
23-24: Senior - UCF

SOCIAL MEDIA

@demarrlangford_jr
@langford_demarr

Did You Know?

Major: Communications
Favorite pro athlete: Russell Westbrook
Favorite pro team: Baltimore Ravens
Pre-game ritual: Listen to music and eat cereal
Favorite movie: The SpongeBob Movie
Favorite TV show: Family Guy
Favorite music artist: Juice Wrld
Favorite food: His mom's mac and cheese
Second favorite sport: Football
Favorite off-day activity: Sleeping
Fun fact: Thinks if he grew up in a warmer state he'd be playing football
Hidden talent: Enjoys fishing

MISCELLANEOUS

Situation '23-'24

Led team in scoring	-
Led team in rebounds	-
Led team in assists	1
Led team in blocks	-
Led team in steals	1
Double-Doubles	-
Double Figure Points	-
5+ Rebounds	2
Double Figure Rebounds	-
20-Point Games	-
30-Point Games	-
3+ Three Pointers	-
5+ Assists	1
3+ Steals	1
3+ Blocks	-

GAME-BY-GAME STATS

Opponent	Date	GS	MIN	Total		3-Pointers		Free throws		Rebounds				Other							
				FG-FGA	PCT	3FG-3FGA	PCT	FT-FTA	PCT	OFF	DEF	TOT	AVG	PF	A	TO	BLK	STL	PTS	AVG	
FIU	11/06/2023	*	26:06	2-4	.500	0-0	.000	1-4	.250	0	1	1	1.0	3	3	0	0	2	5	5.0	
at Miami (FL)	11/10/2023	*	25:21	2-8	.250	0-0	.000	0-0	.000	0	2	2	1.5	1	1	2	0	3	4	4.5	
Cal St. Fullerton	11/16/2023	*	07:21	0-0	.000	0-0	.000	0-0	.000	0	0	0	1.0	0	0	1	0	0	0	3.0	
Jacksonville	12/06/2023	*	11:50	3-4	.750	0-0	.000	1-2	.500	1	0	1	1.0	1	0	0	0	0	7	4.0	
Ole Miss	12/10/2023		05:24	0-0	.000	0-0	.000	0-0	.000	0	1	1	1.0	1	0	2	0	0	0	3.2	
Maine	12/18/2023	*	17:07	0-2	.000	0-0	.000	0-0	.000	3	2	5	1.7	0	0	0	0	0	0	2.7	
Florida A&M	12/21/2023	*	08:40	1-1	1.000	0-0	.000	2-2	1.000	1	1	2	1.7	3	0	1	1	2	4	2.9	
Bethune-Cookman	12/29/2023	*	19:43	1-2	.500	0-0	.000	1-2	.500	2	1	3	1.9	1	5	1	0	2	3	2.9	
at Kansas St.	01/06/2024	*	11:43	1-1	1.000	0-0	.000	0-0	.000	0	0	0	1.7	1	1	0	0	0	2	2.8	
Kansas	01/10/2024		03:46	0-1	.000	0-1	.000	0-0	.000	0	0	0	1.5	0	0	0	0	0	0	2.5	
BYU	01/13/2024		07:29	0-0	.000	0-0	.000	1-2	.500	1	1	2	1.5	0	0	0	0	0	1	2.4	
at Texas	01/17/2024		05:40	0-1	.000	0-0	.000	0-0	.000	1	1	2	1.6	0	0	2	0	0	0	2.2	
at Houston	01/20/2024		03:15	0-0	.000	0-0	.000	0-2	.000	0	1	1	1.5	0	0	0	0	0	0	2.0	
at Cincinnati	01/27/2024	*	03:50	0-0	.000	0-0	.000	0-0	.000	0	0	0	1.4	0	0	0	0	0	0	1.9	
Baylor	01/31/2024		03:47	0-0	.000	0-0	.000	0-0	.000	0	0	0	1.3	0	0	2	0	0	0	1.7	
at BYU	02/13/2024		12:27	2-3	.667	0-0	.000	3-4	.750	1	0	1	1.3	0	0	0	0	0	7	2.1	
Cincinnati	02/17/2024		03:15	0-0	.000	0-0	.000	0-0	.000	0	0	0	1.2	2	0	0	0	0	0	1.9	
Texas Tech	02/24/2024		15:56	1-2	.500	0-0	.000	0-0	.000	2	1	3	1.3	1	0	2	0	2	2	1.9	
at Oklahoma St.	02/28/2024		12:48	0-2	.000	0-0	.000	0-0	.000	1	1	2	1.4	1	0	0	0	0	0	1.8	
Iowa St.	03/02/2024		16:55	1-2	.500	0-0	.000	0-0	.000	3	2	5	1.6	2	0	1	0	1	2	1.9	
Houston	03/06/2024		12:51	0-0	.000	0-0	.000	0-0	.000	0	1	1	1.5	0	0	2	0	0	0	1.8	
at TCU	03/09/2024		06:47	0-1	.000	0-0	.000	0-0	.000	0	0	0	1.5	0	0	0	0	0	0	1.7	
vs Oklahoma St.	03/12/2024		02:45	0-0	.000	0-0	.000	0-0	.000	0	0	0	1.4	0	0	0	0	0	0	1.6	
Totals			8	244:46	14-34	.412	0-1	.000	9-18	.500	16	16	32	1.4	17	10	16	1	12	37	1.6

Player Averages

Games Played	Minutes/game	Points/game	FG Pct	3FG Pct	FT Pct	Rebounds/game	Assists/game	Turnovers/game	Assist/Turnover ratio	Steals/game	Blocks/game
23	10.6	1.6	41.2	0.0	50.0	1.4	0.4	0.7	0.6	0.5	0.0

2023-24 GAME HIGHS

Points	7	2x, last at BYU (2/13/24)
Rebounds	5	2x, last vs. Iowa State (3/2/24)
Assists	5	Bethune-Cookman (12/29/23)
Steals	3	at Miami (11/10/23)
Blocks	1	Florida A&M (12/21/23)
FGs Made	3	Jacksonville (12/6/23)
FGs Attempted	8	at Miami (11/10/23)
3-Pt. FGs Made	N/A	-
3-Pt. FGs Attempted	1	Kansas (1/10/24)
FTs Made	3	at BYU (2/13/24)
FTs Attempted	4	2x, last at BYU (2/13/24)

SINGLE-GAME CAREER HIGHS

Points	23	at Notre Dame (2/16/22)
Rebounds	11	Clemson (2/26/22)
Assists	8	Notre Dame (1/3/23)
Steals	4	2x, last at NC State (2/23/22)
Blocks	3	at Clemson (1/15/22)
FGs Made	10	2x, last at Miami (1/11/23)
FGs Attempted	15	Pittsburgh (1/30/22)
3-Pt. FGs Made	1	16x, last vs. Virginia (2/22/23)
3-Pt. FGs Attempted	5	Villanova (12/20/22)
FTs Made	9	Notre Dame (2/27/21)
FTs Attempted	11	Notre Dame (2/27/21)

CAREER STATS

SEASON	TEAM	GP-GS	MIN/AVG	Field Goals		3-Point		F-Throws		Rebounds				Scoring						
				FG-FGA	FG%	3FG-3FGA	3FG%	FT-FTA	FT%	OFF	DEF	TOT	AVG	PF-FO	A	TO	BLK	STL	PTS	AVG
2020-21	BC	18-9	459/25.5	39-95	.411	4-17	.235	39-52	.750	27	49	76	4.2	24-0	25	35	0	20	121	6.7
2021-22	BC	32-30	1110/34.7	140-307	.456	7-26	.269	75-112	.670	48	107	155	4.8	40-0	73	49	16	35	362	11.3
2022-23	BC	23-15	651/28.3	65-147	.442	5-19	.263	25-35	.714	21	43	64	2.8	32-1	42	36	6	10	160	7.0
2023-24	UCF	23-8	245/10.6	14-34	.412	0-1	.000	9-18	.500	16	16	32	1.4	17-0	10	16	1	12	37	1.6
TOTAL FOR UCF		23-8	245/10.6	14-34	.412	0-1	.000	9-18	.500	16	16	32	1.4	17-0	10	16	1	12	37	1.6
TOTAL		96-62	2465/25.7	258-583	.443	16-63	.254	148-217	.682	112	215	327	3.4	113-1	150	136	23	77	680	7.1



13 Marchelus Avery

Forward | Senior | 6-7 | 210
 Richmond, Va. | Central Pointe Post Grad
 New Mexico State/Northwest Florida State

AVERY NOTEBOOK

- Impressed in his second outing as a Knight, scoring 22 points while making a career-high four three pointers; added two assists and a block
- Made his UCF debut on 11/16/23 against Cal St. Fullerton, scoring nine points while tallying four rebounds and a block in 14 minutes.
- Started seven games for New Mexico State in 2022-23, including five straight contests between December 18-31
- Averaged 8.2 points per game and 4.5 rebounds per game for the Aggies in 2022-23
- Poured in a career-high 26 points versus Northern New Mexico on 11-14 (.78.6%)

- shooting from the floor
- Finished with double-digits in the scoring column on seven occasions
- Posted double-doubles versus North Carolina A&T (20 points, 10 rebounds) and at Stephen F. Austin (16 points, 10 rebounds)
- Took part in 23 games in 2021-22 and averaged 4.1 points, 2.5 rebounds and 0.6 assists in 11.1 minutes per game; finished season with shooting splits of .446/.313/.667

COLLEGE PATH

20-21: Freshman - NW Florida State
 21-22: Sophomore - New Mexico State
 22-23: Junior - New Mexico State
 23-24: Senior - UCF

SOCIAL MEDIA

@chiaveryy
 @Ballout_chi

Did You Know?

- Major: Interdisciplinary Studies
- Favorite pro athlete: Derrick Rose
- Favorite pro team: Los Angeles Lakers
- Pre-game ritual: Listen to music, eat, stretch
- Favorite movie: How High
- Favorite TV show: SpongeBob
- Favorite music artist: Babyface Ray
- Favorite food: Chicken nuggets
- Second favorite sport: Football
- Favorite off-day activity: Video games
- Fun fact: Knows how to play the piano
- Hidden talent: Playing football

MISCELLANEOUS

Situation	'23-'24
Led team in scoring	3
Led team in rebounds	3
Led team in assists	1
Led team in blocks	3
Led team in steals	2
Double-Doubles	-
Double Figure Points	10
5+ Rebounds	10
Double Figure Rebounds	-
20-Point Games	1
30-Point Games	-
3+ Three Pointers	6
5+ Assists	-
3+ Steals	2
3+ Blocks	-

GAME-BY-GAME STATS

Opponent	Date	GS	MIN	Total		3-Pointers		Free throws		Rebounds				PF		TO		BLK	STL	PTS	AVG
				FG-FGA	PCT	3FG-3FGA	PCT	FT-FTA	PCT	OFF	DEF	TOT	AVG	A	A						
Cal St. Fullerton	11/16/2023		14:01	4-8	.500	1-3	.333	0-2	.000	1	3	4	4.0	1	1	0	1	0	9	9.0	
vs South Dakota St.	11/19/2023		30:00	7-16	.438	4-9	.444	4-4	1.000	0	2	2	3.0	2	2	1	1	0	22	15.5	
vs Charlotte	11/20/2023		26:00	3-7	.429	0-2	.000	1-2	.500	1	6	7	4.3	1	1	1	0	7	12.7		
Stetson	11/26/2023		24:51	2-10	.200	1-2	.500	2-2	1.000	3	2	5	4.5	2	3	1	0	0	7	11.3	
Lipscomb	12/02/2023	*	25:06	4-9	.444	3-6	.500	1-1	1.000	0	6	6	4.8	1	1	0	2	1	12	11.4	
Jacksonville	12/06/2023		18:38	4-7	.571	3-4	.750	1-2	.500	2	2	4	4.7	0	1	0	0	1	12	11.5	
Ole Miss	12/10/2023		28:22	2-8	.250	2-6	.333	2-2	1.000	3	1	4	4.6	3	0	0	0	3	8	11.0	
Maine	12/18/2023		17:12	5-9	.556	1-1	1.000	1-3	.333	2	4	6	4.8	2	1	0	0	2	12	11.1	
Florida A&M	12/21/2023		28:42	5-7	.714	3-5	.600	0-0	.000	0	2	2	4.4	2	1	1	0	1	13	11.3	
Bethune-Cookman	12/29/2023		17:07	4-7	.571	1-4	.250	2-4	.500	1	4	5	4.5	2	0	2	1	3	11	11.3	
at Kansas St.	01/06/2024		16:59	2-9	.222	0-4	.000	0-0	.000	3	4	7	4.7	0	0	1	0	0	4	10.6	
Kansas	01/10/2024		15:17	2-5	.400	0-3	.000	0-1	.000	2	2	4	4.7	1	0	0	0	0	4	10.1	
BYU	01/13/2024		15:57	0-4	.000	0-2	.000	0-0	.000	0	1	1	4.4	3	0	0	0	0	0	9.3	
at Texas	01/17/2024	*	16:34	1-4	.250	1-3	.333	0-2	.000	0	2	2	4.2	1	0	2	0	0	3	8.9	
at Houston	01/20/2024		24:01	1-9	.111	0-4	.000	8-8	1.000	1	5	6	4.3	0	1	2	1	0	10	8.9	
West Virginia	01/23/2024		01:54	0-0	.000	0-0	.000	0-0	.000	0	1	1	4.1	0	0	0	0	0	0	8.4	
at Cincinnati	01/27/2024		31:17	6-13	.462	4-6	.667	3-4	.750	4	3	7	4.3	1	1	2	1	1	19	9.0	
Baylor	01/31/2024		23:15	6-12	.500	4-8	.500	0-1	.000	2	2	4	4.3	0	2	0	0	1	16	9.4	
Oklahoma	02/03/2024		18:01	0-5	.000	0-4	.000	2-2	1.000	2	6	8	4.5	1	0	1	0	1	2	9.0	
at Texas Tech	02/10/2024		07:34	2-4	.500	0-2	.000	0-1	.000	2	1	3	4.4	1	0	1	0	0	4	8.8	
at BYU	02/13/2024		10:00	2-3	.667	0-1	.000	1-2	.500	1	1	2	4.3	2	2	1	0	1	5	8.6	
Cincinnati	02/17/2024		12:49	2-2	1.000	0-0	.000	2-3	.667	1	2	3	4.2	1	1	1	0	1	6	8.5	
at West Virginia	02/20/2024		23:18	5-13	.385	2-9	.222	2-2	1.000	4	3	7	4.3	3	1	1	0	1	14	8.7	
Texas Tech	02/24/2024		07:31	0-1	.000	0-0	.000	2-2	1.000	1	0	1	4.2	0	0	0	0	0	2	8.4	
at Oklahoma St.	02/28/2024		14:44	2-5	.400	1-3	.333	2-3	.667	2	0	2	4.1	1	2	1	0	1	7	8.4	
Iowa St.	03/02/2024		15:07	0-5	.000	0-4	.000	0-0	.000	1	1	2	4.0	1	1	1	0	0	0	8.0	
Houston	03/06/2024		06:21	0-1	.000	0-0	.000	0-0	.000	0	1	1	3.9	1	0	0	0	0	0	7.7	
at TCU	03/09/2024		09:15	1-2	.500	0-1	.000	0-0	.000	2	1	3	3.9	2	0	0	0	0	2	7.5	
vs Oklahoma St.	03/12/2024		13:09	2-4	.500	2-2	1.000	0-0	.000	2	3	5	3.9	0	2	0	0	0	6	7.5	
Totals		2	513:02	74-189	.392	33-98	.337	36-53	.679	43	71	114	3.9	35	22	22	8	18	217	7.5	

Player Averages

Games Played	Minutes/game	Points/game	FG Pct	3FG Pct	FT Pct	Rebounds/game	Assists/game	Turnovers/game	Assist/Turnover ratio	Steals/game	Blocks/game
29	17.7	7.5	39.2	33.7	67.9	3.9	0.8	0.8	1.0	0.6	0.3

2023-24 GAME HIGHS

Points	22	vs. South Dakota St. (11/19/23)
Rebounds	8	Oklahoma (2/3/24)
Assists	3	Stetson (11/26/23)
Steals	3	2x, last vs. Bethune-Cookman (12/29/23)
Blocks	2	Lipscomb (12/2/23)
FGs Made	7	vs. South Dakota St. (11/19/23)
FGs Attempted	16	vs. South Dakota St. (11/19/23)
3-Pt. FGs Made	4	3x, last vs. Baylor (1/31/24)
3-Pt. FGs Attempted	9	2x, last at West Virginia (2/20/24)
FTs Made	8	at Houston (1/20/24)
FTs Attempted	8	at Houston (1/20/24)

SINGLE-GAME CAREER HIGHS

Points	26	Northern N.M. (12/18/22)
Rebounds	10	2x, last at SFA (1/4/23)
Assists	3	2x, last at Seattle (1/12/23)
Steals	3	2x, last vs. Bethune-Cookman (12/29/23)
Blocks	2	4x, last vs. Lipscomb (12/2/23)
FGs Made	11	Northern N.M. (12/18/22)
FGs Attempted	16	vs. South Dakota St. (11/19/23)
3-Pt. FGs Made	4	3x, last vs. Baylor (1/31/24)
3-Pt. FGs Attempted	9	2x, last at West Virginia (2/20/24)
FTs Made	8	at Houston (1/20/24)
FTs Attempted	8	at Houston (1/20/24)

CAREER STATS

SEASON	TEAM	GP-GS	MIN/AVG	Field Goals		3-Point		F-Throws		Rebounds				Scoring						
				FG-FGA	FG%	3FG-3FGA	3FG%	FT-FTA	FT%	OFF	DEF	TOT	AVG	PF-FO	A	TO	BLK	STL	PTS	AVG
2021-22	NMSU	23-2	257/11.2	33-74	.446	10-32	.313	18-27	.667	21	36	57	2.5	20-0	13	13	7	11	94	4.1
2022-23	NMSU	21-7	388/18.5	65-137	.474	23-55	.418	20-32	.625	36	58	94	4.5	33-0	19	24	5	11	173	8.2
2023-24	UCF	29-2	513/17.7	74-189	.392	33-98	.337	36-53	.679	43	71	114	3.9	35-0	22	22	8	18	217	7.5
TOTAL FOR UCF		29-2	513/17.7	74-189	.392	33-98	.337	36-53	.679	43	71	114	3.9	35-0	22	22	8	18	217	7.5
TOTAL		73-11	1158/15.9	172-400	.430	66-185	.357	74-112	.661	100	165	265	3.6	88-0	54	59	20	40	484	6.6





14 Michael Kalina

Guard | Redshirt Freshman | 6-1 | 174
Boca Raton, Fla. | North Broward Prep

KALINA NOTEBOOK

- Scored his first collegiate points against Jacksonville on 12/6/23, a three-pointer in the corner.
- Made his collegiate debut against Cal St. Fullerton, subbing in at the end of UCF's 72-44 victory.
- Played at North Broward Prep in Coconut Grove, Fla.
- Helped Eagles to 28-3 record, best in school history, as senior in 2021-22
- Helped North Broward Prep to #5 state ranking and regional semifinals of Florida 4A state tournament (before loss to Calgary Christian Academy and fellow UCF redshirt freshmen Tyler Hendricks and twin brother Taylor)
- Averaged 10.6 points, 4.1 rebounds, 4.6 assists, 1.9 steals as senior in 2021-22
- Earned first-team all-county and first-team all-district honors as junior in 2019-20
- Played for coach Casey Wohleb

COLLEGE PATH

22-23: Freshman - UCF
23-24: Redshirt Freshman - UCF

SOCIAL MEDIA

@michaelkalina9
@michaelkalina9

Did You Know?

Major: Business
Favorite pro athlete: Allen Iverson
Favorite pro team: Philadelphia Eagles
Pre-game ritual: Nap
Favorite movie: Like Mike
Favorite TV show: Prison Break
Favorite music artist: Bryson Tiller
Favorite food: Steak and mac & cheese
Second favorite sport: Football
Favorite off-day activity: Clothes shopping
Fun fact: Tyler and Taylor Hendricks put an end to Michael's high school basketball career
Hidden talent: Can do a backflip

GAME-BY-GAME STATS

Opponent	Date	GS	MIN	Total			3-Pointers		Free throws		Rebounds				PF	A	TO	BLK	STL	PTS	AVG
				FG	FGA	PCT	3FG	3FGA	PCT	FT	FTA	PCT	OFF	DEF							
Cal St. Fullerton	11/16/2023		00:31	0-0	.000	0-0	.000	0-0	.000	0	0	0	0.0	0	0	0	0	0	0	0	0.0
Lipscomb	12/02/2023		01:37	0-1	.000	0-0	.000	0-0	.000	0	0	0	0.0	0	0	0	0	0	0	0	0.0
Jacksonville	12/06/2023		02:03	1-1	1.000	1-1	1.000	0-0	.000	0	0	0	0.0	0	0	1	1	0	3	1.0	
Maine	12/18/2023		02:17	0-1	.000	0-0	.000	0-0	.000	0	0	0	0.0	0	0	0	0	0	0	0	0.8
Bethune-Cookman	12/29/2023		02:56	0-0	.000	0-0	.000	0-0	.000	0	0	0	0.0	0	0	1	0	0	0	0	0.6
Totals		0	09:24	1-3	.333	1-1	1.000	0-0	.000	0	0	0	0.0	0	0	2	1	0	3	0.6	

Player Averages

Games Played	Minutes/game	Points/game	FG Pct	3FG Pct	FT Pct	Rebounds/game	Assists/game	Turnovers/game	Assist/Turnover ratio	Steals/game	Blocks/game
5	1.9	0.6	33.3	100.0	0.0	0.0	0.0	0.4	0.0	0.0	0.2

MISCELLANEOUS

Situation	'23-'24
Led team in scoring	-
Led team in rebounds	-
Led team in assists	-
Led team in blocks	-
Led team in steals	-
Double-Doubles	-
Double Figure Points	-
5+ Rebounds	-
Double Figure Rebounds	-
20-Point Games	-
30-Point Games	-
3+ Three Pointers	-
5+ Assists	-
3+ Steals	-
3+ Blocks	-

2023-24 GAME HIGHS

Points	3	Jacksonville (12/6/23)
Rebounds	N/A	-
Assists	N/A	-
Steals	N/A	-
Blocks	1	Jacksonville (12/6/23)
Field Goals Made	1	Jacksonville (12/6/23)
Field Goals Attempted	1	3x, last vs. Maine (12/18/23)
3-Point Field Goals Made	1	Jacksonville (12/6/23)
3-Point Field Goals Attempted	1	Jacksonville (12/6/23)
Free Throws Made	N/A	-
Free Throws Attempted	N/A	-

SINGLE-GAME CAREER HIGHS

Points	3	Jacksonville (12/6/23)
Rebounds	N/A	-
Assists	N/A	-
Steals	N/A	-
Blocks	1	Jacksonville (12/6/23)
Field Goals Made	1	Jacksonville (12/6/23)
Field Goals Attempted	1	3x, last vs. Maine (12/18/23)
3-Point Field Goals Made	1	Jacksonville (12/6/23)
3-Point Field Goals Attempted	1	Jacksonville (12/6/23)
Free Throws Made	N/A	-
Free Throws Attempted	N/A	-

CAREER STATS

SEASON	TEAM	GP-GS	MIN/AVG	Field Goals		3-Point		F-Throws		Rebounds				Scoring						
				FG	FGA	FG%	3FG	3FGA	3FG%	FT	FTA	FT%	OFF	DEF	TOT	AVG	PF	FO	A	TO
2023-24	UCF	5-0	9/1.9	1-3	.333	1-1	1.000	0-0	.000	0	0	0	0.0	0-0	0	2	1	0	3	0.6
TOTAL		5-0	9/1.9	1-3	.333	1-1	1.000	0-0	.000	0	0	0	0.0	0-0	0	2	1	0	3	0.6



15 Tyler Hendricks

Guard | Redshirt Freshman | 6-6 | 190

Fort Lauderdale, Fla. | Calvary Christian Academy

HENDRICKS NOTEBOOK

- Made his collegiate debut in UCF's 11/6/23 season opener, playing 14 minutes, tallying seven points and four rebounds
- Did not see game action during the 2022-23 season, earning a redshirt
- Was one of 12 sets of twins and one of 33 sets of brothers in NCAA Division I college basketball along with Taylor Hendricks in 2022-23
- ESPN and Rivals three-star prospect
- Played for Calvary Christian Academy in Fort Lauderdale, Fla.
- Led Calvary Christian to Florida 3A state championship as a junior and senior in 2020-21 and 2021-22

- Averaged 6.7 points and 3.3 rebounds as senior in 2021-22
- Averaged 5.3 points and 2.7 rebounds as junior in 2020-21
- Played for coach Cilk McSweeney

COLLEGE PATH

22-23: Freshman - UCF

23-24: Redshirt Freshman - UCF

SOCIAL MEDIA

@tylerxhendricks
@tylerxhendricks

Did You Know?

- Major: Business
- Favorite pro athlete: Russell Westbrook
- Favorite pro team: Utah Jazz
- Pre-game ritual: Pray
- Favorite movie: Transformers
- Favorite TV show: Breaking Bad
- Favorite music artist: Drake
- Favorite food: Pizza
- Second favorite sport: Football
- Favorite off-day activity: Watching Netflix
- Fun fact: Football was the first sport he played
- Hidden talent: Can play piano

GAME-BY-GAME STATS

Opponent	Date	GS	MIN	Total			3-Pointers			Free throws		Rebounds				PF	A	TO	BLK	STL	PTS	AVG
				FG-FGA	PCT	3FG-3FGA	PCT	FT-FTA	PCT	OFF	DEF	TOT	AVG									
FIU	11/06/2023		14:16	3-4	.750	1-2	.500	0-0	.000	1	3	4	4.0	2	1	2	0	0	0	7	7.0	
at Miami (FL)	11/10/2023		11:07	0-3	.000	0-1	.000	2-2	1.000	0	0	0	2.0	4	0	0	0	1	2	4.5		
Cal St. Fullerton	11/16/2023		11:07	2-4	.500	0-2	.000	2-2	1.000	0	0	0	1.3	4	0	1	0	0	6	5.0		
vs South Dakota St.	11/19/2023		12:00	2-3	.667	1-2	.500	0-0	.000	0	0	0	1.0	0	1	0	0	0	5	5.0		
vs Charlotte	11/20/2023		07:00	0-0	.000	0-0	.000	0-0	.000	0	1	1	1.0	1	0	1	0	0	0	4.0		
Stetson	11/26/2023		03:03	0-1	.000	0-1	.000	0-0	.000	0	0	0	0.8	2	0	1	0	0	0	3.3		
Lipscomb	12/02/2023		09:51	2-4	.500	1-2	.500	0-0	.000	2	1	3	1.1	1	0	0	0	0	5	3.6		
Jacksonville	12/06/2023		10:00	2-3	.667	2-3	.667	0-1	.000	1	2	3	1.4	0	0	1	0	1	6	3.9		
at Houston	01/20/2024		03:15	0-0	.000	0-0	.000	3-3	1.000	0	0	0	1.2	0	0	0	0	0	3	3.8		
at Cincinnati	01/27/2024		13:01	0-2	.000	0-0	.000	0-0	.000	1	3	4	1.5	0	0	0	0	0	0	3.4		
Baylor	01/31/2024		03:50	0-0	.000	0-0	.000	0-0	.000	0	0	0	1.4	1	0	1	0	0	0	3.1		
at Texas Tech	02/10/2024		01:36	0-1	.000	0-1	.000	0-0	.000	0	1	1	1.3	0	0	0	0	0	0	2.8		
vs Oklahoma St.	03/12/2024		02:14	1-1	1.000	0-0	.000	0-0	.000	0	0	0	1.2	0	0	0	0	0	2	2.8		
Totals		0	102:20	12-26	.462	5-14	.357	7-8	.875	5	11	16	1.2	15	2	7	0	2	36	2.8		

Player Averages

Games Played	Minutes/game	Points/game	FG Pct	3FG Pct	FT Pct	Rebounds/game	Assists/game	Turnovers/game	Assist/Turnover ratio	Steals/game	Blocks/game
13	7.9	2.8	46.2	35.7	87.5	1.2	0.2	0.5	0.3	0.2	0.0

MISCELLANEOUS

Situation	'23-'24
Led team in scoring	-
Led team in rebounds	-
Led team in assists	-
Led team in blocks	-
Led team in steals	-
Double-Doubles	-
Double Figure Points	-
5+ Rebounds	-
Double Figure Rebounds	-
20-Point Games	-
30-Point Games	-
3+ Three Pointers	-
5+ Assists	-
3+ Steals	-
3+ Blocks	-

2023-24 GAME HIGHS

Points	7	FIU (11/6/23)
Rebounds	4	2x, last at Cincinnati (1/27/24)
Assists	1	2x, last vs. South Dakota St. (11/19/23)
Steals	1	2x, last vs. Jacksonville (12/6/23)
Blocks	N/A	-
Field Goals Made	3	FIU (11/6/23)
Field Goals Attempted	4	3x, last vs. Lipscomb (12/2/23)
3-Point Field Goals Made	2	Jacksonville (12/6/23)
3-Point Field Goals Attempted	3	Jacksonville (12/6/23)
Free Throws Made	3	at Houston (1/20/24)
Free Throws Attempted	3	at Houston (1/20/24)

SINGLE-GAME CAREER HIGHS

Points	7	FIU (11/6/23)
Rebounds	4	2x, last at Cincinnati (1/27/24)
Assists	1	2x, last vs. South Dakota St. (11/19/23)
Steals	1	2x, last vs. Jacksonville (12/6/23)
Blocks	N/A	-
Field Goals Made	3	FIU (11/6/23)
Field Goals Attempted	4	3x, last vs. Lipscomb (12/2/23)
3-Point Field Goals Made	2	Jacksonville (12/6/23)
3-Point Field Goals Attempted	3	Jacksonville (12/6/23)
Free Throws Made	3	at Houston (1/20/24)
Free Throws Attempted	3	at Houston (1/20/24)

CAREER STATS

SEASON	TEAM	GP-GS	MIN/AVG	Field Goals		3-Point		F-Throws		Rebounds				Scoring						
				FG-FGA	FG%	3FG-3FGA	3FG%	FT-FTA	FT%	OFF	DEF	TOT	AVG	PF-FO	A	TO	BLK	STL	PTS	AVG
2023-24	UCF	13-0	102/7.9	12-26	.462	5-14	.357	7-8	.875	5	11	16	1.2	15-0	2	7	0	2	36	2.8
TOTAL		13-0	102/7.9	12-26	.462	5-14	.357	7-8	.875	5	11	16	1.2	15-0	2	7	0	2	36	2.8



20 Poohpha Warakulnukroh

Guard | Redshirt Sophomore | 5-11 | 177
Bangkok, Thailand | Montverde Academy

WARAKULNUKROH NOTEBOOK

- Was a student manager on the 2021-22 UCF squad before becoming a member of the 2022-23 roster as a student-athlete
- Played in seven games, coming off the bench in each and playing a combined 14 minutes in 2022-23
- Made his collegiate debut in the final 3:34 of gameplay against Western Illinois on 11/14/22. He missed his first free throw and made the second
- Made his first career shot on his first attempt from the floor, a three pointer that rattled in and sent the crowd to their feet
- Was the team MVP and leading scorer on the Varsity/Post Grade Team as a senior at Montverde Academy
- Joined the varsity team in his junior year after moving from Thailand.
- Was a 3x3 National Tournament Champion in Thailand for U-16 as a sophomore
- Was a top 10 tennis player in Thailand and played competitively in golf and soccer as well.
- Born in Bangkok, Thailand, came to the U.S. when he was 15 in August 2019

GAME-BY-GAME STATS

Opponent	Date	GS	MIN	Total		3-Pointers		Free throws		Rebounds				PF	A	TO	BLK	STL	PTS	AVG
				FG-FGA	PCT	3FG-3FGA	PCT	FT-FTA	PCT	OFF	DEF	TOT	AVG							
FIU	11/06/2023		00:38	0-0	.000	0-0	.000	0-0	.000	0	0	0	0.0	0	0	0	0	0	0	0.0
Cal St. Fullerton	11/16/2023		00:31	0-0	.000	0-0	.000	0-0	.000	0	0	0	0.0	0	0	0	0	0	0	0.0
Lipscomb	12/02/2023		01:37	0-2	.000	0-1	.000	0-0	.000	0	0	0	0.0	0	0	0	0	0	0	0.0
Jacksonville	12/06/2023		02:03	0-0	.000	0-0	.000	0-0	.000	0	0	0	0.0	0	1	0	1	0	0	0.0
Maine	12/18/2023		02:17	0-1	.000	0-0	.000	0-0	.000	0	0	0	0.0	1	0	0	0	0	0	0.0
Bethune-Cookman	12/29/2023		02:56	0-0	.000	0-0	.000	2-2	1.000	0	1	1	0.2	0	1	0	0	0	2	0.3
Totals		0	10:02	0-3	.000	0-1	.000	2-2	1.000	0	1	1	0.2	1	2	0	1	0	2	0.3

COLLEGE PATH

22-23: R-Freshman - UCF
23-24: R-Sophomore - UCF

SOCIAL MEDIA

@poohphaw
@PoohphaW10

Did You Know?

Major: Mechanical Engineering / Math
Favorite pro athlete: Steve Nash
Favorite pro team: San Antonio Spurs
Pre-game ritual: Listen to slow music
Favorite movie: Whiplash
Favorite TV show: Breaking Bad
Favorite music artist: Elliott Smith
Favorite food: Thai Food
Second favorite sport: Soccer
Favorite off-day activity: Sleeping
Fun fact: Has a black belt in taekwondo
Hidden talent: Can play the guitar and sing

Player Averages

Games Played	Minutes/game	Points/game	FG Pct	3FG Pct	FT Pct	Rebounds/game	Assists/game	Turnovers/game	Assist/Turnover ratio	Steals/game	Blocks/game
6	1.7	0.3	0.0	0.0	100.0	0.2	0.3	0.0	2.0	0.0	0.2

MISCELLANEOUS

Situation	'23-'24
Led team in scoring	-
Led team in rebounds	-
Led team in assists	-
Led team in blocks	-
Led team in steals	-
Double-Doubles	-
Double Figure Points	-
5+ Rebounds	-
Double Figure Rebounds	-
20-Point Games	-
30-Point Games	-
3+ Three Pointers	-
5+ Assists	-
3+ Steals	-
3+ Blocks	-

2023-24 GAME HIGHS

Points	2	Bethune-Cookman (12/29/23)
Rebounds	1	Bethune-Cookman (12/29/23)
Assists	1	Jacksonville (12/6/23)
Steals	N/A	-
Blocks	1	Jacksonville (12/6/23)
FGs Made	N/A	-
FGs Attempted	2	Lipscomb (12/2/23)
3-Pt. FGs Made	N/A	-
3-Pt. FGs Attempted	1	Lipscomb (12/2/23)
FTs Made	2	Bethune-Cookman (12/29/23)
FTs Attempted	2	Bethune-Cookman (12/29/23)

SINGLE-GAME CAREER HIGHS

Points	4	2x, last vs. ECU (3/5/23)
Rebounds	1	Bethune-Cookman (12/29/23)
Assists	1	3x, last vs. Jacksonville (12/6/23)
Steals	N/A	-
Blocks	1	Jacksonville (12/6/23)
Field Goals Made	1	3x, last vs. ECU (3/5/23)
Field Goals Attempted	2	2x, last vs. Lipscomb (12/2/23)
3-Point Field Goals Made	1	2x, last vs. ECU (3/5/23)
3-Point Field Goals Attempted	1	3x, last vs. Lipscomb (12/2/23)
Free Throws Made	2	Bethune-Cookman (12/29/23)
Free Throws Attempted	2	3x, last vs. Bethune-Cookman (12/29/23)

CAREER STATS

SEASON	TEAM	GP-GS	MIN/AVG	Field Goals		3-Point		F-Throws		Rebounds				Scoring						
				FG-FGA	FG%	3FG-3FGA	3FG%	FT-FTA	FT%	OFF	DEF	TOT	AVG	PF-FO	A	TO	BLK	STL	PTS	AVG
2022-23	UCF	7-0	14/2.0	4-6	.667	2-2	1.000	2-4	.500	0	0	0	0.0	3-0	2	1	0	0	12	1.7
2023-24	UCF	6-0	10/1.7	0-3	.000	0-1	.000	2-2	1.000	0	1	1	0.2	1-0	2	0	1	0	2	0.3
TOTAL		13-0	24/1.9	4-9	.444	2-3	.667	4-6	.667	0	1	1	0.1	4-0	4	1	1	0	14	1.1



21 C.J. Walker

Forward | 5th Year | 6-8 | 215
Sanford, Fla. | Oak Ridge | Oregon

WALKER NOTEBOOK

- Made his 2023-24 debut against Florida A&M, seeing 12:45 of action
- Missed the first 10 games of the 2023-24 season with an injury
- Battled injuries throughout the 2022-23 season; the team announced he was out for the remainder of the season on 1/8
- Played in all 30 games for UCF during the 2021-22 season, starting in 19. He finished the regular season strong, averaging 15 points per game over the last three contests as opposed to 8.6 points per game on the year.
- Finished second in rebounding among Knights on the 2021-22 squad.
- Appeared in 21 of UCF's 23 games in 202-21, starting in 15 of them. Was tied for the team lead with five rebounds a game; increased his season total to 5.1 per game during league contests which was 15th among AAC players.
- Led the AAC with 1.7 blocked shots per game during the 2020-21 season; ranked 47th in the country in blocked shots per game.
- Transferred to UCF from Oregon after one year in Eugene (2019-20).
- Appeared in 28 games, starting in seven as a Duck, averaging four points per game his freshman season.
- Made his first career start against Boise State on 11/9/19, just after playing 11 minutes off the bench in his collegiate debut against Fresno State on 11/15/19.
- Was a five-star recruit with a scout grade of 92 according to ESPN.com. Was ranked 19th in ESPN's Top 100 of the 2019 recruiting class.

COLLEGE PATH

19-20: Freshman - Oregon
20-21: Sophomore - UCF
21-22: Junior - UCF
22-23: Senior - UCF
23-24: 5th Year - UCF

SOCIAL MEDIA

@cjwalker_14
@cjwalker_14

Did You Know?

- Major: Communications
- Favorite pro athlete: Vince Carter
- Favorite pro team: Orlando Magic
- Pre-game ritual: Hot tub, stretch, eat a big meal
- Favorite movie: Friday
- Favorite TV show: The Boondocks
- Favorite music artist: Kodak Black
- Favorite food: Sushi
- Second favorite sport: Boxing
- Favorite off-day activity: Nap
- Fun fact: Can beatbox
- Hidden talent: Knows magic tricks

MISCELLANEOUS

Situation	'23-'24
Led team in scoring	1
Led team in rebounds	4
Led team in assists	-
Led team in blocks	4
Led team in steals	2
Double-Doubles	-
Double Figure Points	6
5+ Rebounds	8
Double Figure Rebounds	-
20-Point Games	-
30-Point Games	-
3+ Three Pointers	-
5+ Assists	-
3+ Steals	-
3+ Blocks	1

GAME-BY-GAME STATS

Opponent	Date	GS	MIN	Total		3-Pointers		Free throws		Rebounds				PF	A	TO	BLK	STL	PTS	AVG
				FG-FGA	PCT	3FG-3FGA	PCT	FT-FTA	PCT	OFF	DEF	TOT	AVG							
Florida A&M	12/21/2023		12:45	0-6	.000	0-2	.000	1-2	.500	2	2	4	4.0	0	0	1	0	0	1	1.0
Bethune-Cookman	12/29/2023		16:02	4-8	.500	0-2	.000	2-2	1.000	0	5	5	4.5	0	3	3	0	1	10	5.5
at Kansas St.	01/06/2024		20:42	4-8	.500	0-2	.000	0-1	.000	2	2	4	4.3	2	0	1	0	0	8	6.3
Kansas	01/10/2024	*	29:45	1-8	.125	0-2	.000	5-6	.833	1	1	2	3.8	1	1	0	3	1	7	6.5
BYU	01/13/2024	*	27:46	2-8	.250	1-2	.500	4-6	.667	3	5	8	4.6	2	0	2	0	0	9	7.0
at Texas	01/17/2024	*	26:18	5-11	.455	0-1	.000	0-0	.000	3	6	9	5.3	3	0	1	1	0	10	7.5
at Houston	01/20/2024	*	18:53	1-2	.500	1-1	1.000	1-3	.333	0	2	2	4.9	2	0	2	1	1	4	7.0
West Virginia	01/23/2024	*	23:02	2-6	.333	0-2	.000	2-3	.667	0	6	6	5.0	2	3	1	0	1	6	6.9
at Texas Tech	02/10/2024		28:08	5-10	.500	0-1	.000	3-4	.750	3	5	8	5.3	1	0	1	0	1	13	7.6
at BYU	02/13/2024	*	21:54	2-4	.500	0-1	.000	0-3	.000	0	3	3	5.1	3	0	1	2	0	4	7.2
Cincinnati	02/17/2024	*	20:31	1-5	.200	0-1	.000	0-0	.000	0	1	1	4.7	1	0	1	0	0	2	6.7
at West Virginia	02/20/2024	*	19:10	3-6	.500	0-1	.000	1-2	.500	1	8	9	5.1	2	0	1	0	0	7	6.8
Texas Tech	02/24/2024	*	19:41	2-7	.286	0-0	.000	4-4	1.000	1	6	7	5.2	1	1	2	1	0	8	6.8
at Oklahoma St.	02/28/2024	*	23:10	2-5	.400	2-2	1.000	4-6	.667	0	6	6	5.3	2	0	1	0	1	10	7.1
Iowa St.	03/02/2024	*	25:12	3-5	.600	1-1	1.000	0-1	.000	1	3	4	5.2	4	0	2	0	1	7	7.1
Houston	03/06/2024	*	27:07	6-11	.545	1-2	.500	2-2	1.000	0	3	3	5.1	2	0	1	0	2	15	7.6
at TCU	03/09/2024	*	19:40	2-7	.286	0-1	.000	3-4	.750	0	3	3	4.9	5	2	1	0	0	7	7.5
vs Oklahoma St.	03/12/2024	*	20:29	4-10	.400	2-4	.500	2-3	.667	1	3	4	4.9	2	0	0	2	1	12	7.8
Totals		14	400:15	49-127	.386	8-28	.286	34-52	.654	18	70	88	4.9	35	10	22	10	10	140	7.8

Player Averages

Games Played	Minutes/game	Points/game	FG Pct	3FG Pct	FT Pct	Rebounds/game	Assists/game	Turnovers/game	Assist/Turnover ratio	Steals/game	Blocks/game
18	22.2	7.8	38.6	28.6	65.4	4.9	0.6	1.2	0.5	0.6	0.6

2023-24 GAME HIGHS

Points	15	Houston (3/6/24)
Rebounds	9	2x, last at West Virginia (2/20/24)
Assists	3	2x, last vs. West Virginia (1/23/24)
Steals	2	Houston (3/6/24)
Blocks	3	Kansas (1/10/24)
FGs Made	6	Houston (3/6/24)
FGs Attempted	11	2x, last vs. Houston (3/6/24)
3-Pt. FGs Made	2	vs. Oklahoma State (3/12/24)
3-Pt. FGs Attempted	4	vs. Oklahoma State (3/12/24)
FTs Made	5	Kansas (1/10/24)
FTs Attempted	6	3x, last at Oklahoma State (2/28/24)

SINGLE-GAME CAREER HIGHS

Points	19	at Tulsa (03/06/22)
Rebounds	16	at Tulane (03/03/22)
Assists	3	4x, last vs. West Virginia (1/23/24)
Steals	3	2x, last at Memphis (2/1/21)
Blocks	4	3x, last vs. Tulane (2/12/21)
Field Goals Made	8	2x, last Tulsa (3/6/22)
Field Goals Attempted	14	at Tulsa (3/6/22)
3-Point Field Goals Made	2	vs. Oklahoma State (3/12/24)
3-Point Field Goals Attempted	4	2x, last vs. Oklahoma State (3/12/24)
Free Throws Made	6	2x, last vs. Memphis (1/12/22)
Free Throws Attempted	10	Memphis (1/12/22)

CAREER STATS

SEASON	TEAM	GP-GS	MIN/AVG	Field Goals		3-Point		F-Throws		Rebounds				Scoring						
				FG-FGA	FG%	3FG-3FGA	3FG%	FT-FTA	FT%	OFF	DEF	TOT	AVG	PF-FO	A	TO	BLK	STL	PTS	AVG
2019-20	Oregon	28-7	417/14.9	43-113	.381	9-31	.290	17-35	.486	22	49	71	2.5	58-2	8	23	15	11	112	4.0
2020-21	UCF	21-15	540/25.7	55-124	.444	2-14	.143	36-62	.581	34	70	104	5.0	46-1	19	28	36	19	148	7.0
2021-22	UCF	30-19	758/25.3	90-188	.479	13-35	.371	57-98	.582	47	123	170	5.7	49-0	29	29	26	8	250	8.3
2022-23	UCF	4-0	76/19.1	7-19	.368	2-6	.333	4-8	.500	4	10	14	3.5	12-0	2	8	3	3	20	5.0
2023-24	UCF	18-14	400/22.2	49-127	.386	8-28	.286	34-52	.654	18	70	88	4.9	35-1	10	22	10	10	140	7.8
TOTAL FOR UCF		73-48	1774/24.3	201-458	.439	25-83	.301	131-220	.595	103	273	376	5.2	142-2	60	87	75	40	558	7.6
TOTAL		101-55	2192/21.7	244-571	.427	34-114	.298	148-255	.580	125	322	447	4.4	200-4	68	110	90	51	670	6.6





22 Nils Machowski

Guard | Freshman | 6-3 | 180
Berlin, Germany | Paul-Natorp Gymnasium

MACHOWSKI NOTEBOOK

- Went 3-of-3 from three-point land and tallied 13 points against No. 13 Miami
- Made his collegiate debut in UCF's season opener on 11/6/23, playing nine minutes, scoring five points while tallying an assist and steal
- Spent time in the top tier of German basketball with Alba Berlin
- Won back-to-back U19 championships with Alba Berlin in 2022 and 2023
- Hit a game-winning, buzzer-beating, three-point shot to win the 2023 U19 championship
- Was the starting point guard on the 2022 German National Team in the U18 European Championship
- Spent time with the third division of German basketball with Bernau, where he averaged 38.5% from three-point land across 18 contests
- Nils' father, Sebastian Machowski, was a professional basketball player for 17 years, playing small forward in six different countries. One of his stops was Alba Berlin, the same club that his son went on to play for two and a half decades later. Sebastian is currently in his 17th year of coaching and is at the helm of PGE Spojnia Stargard, a team in the first division of Polish basketball.

COLLEGE PATH

23-24: Freshman - UCF

SOCIAL MEDIA

@Niils.21_@nillsftsc

Did You Know?

- Major: Communications / Minor in Sports Business
- Favorite pro athlete: Mike James, Lorenzo Brown
- Favorite pro team: Berlin
- Pre-game ritual: Listen to music, meditate
- Favorite movie: Pirates of the Caribbean
- Favorite TV show: Prison Break
- Favorite music artist: Rod Wave
- Favorite food: Indian Food
- Second favorite sport: Soccer
- Favorite off-day activity: Go shopping
- Fun fact: Can speak three languages
- Hidden talent: Can play piano

MISCELLANEOUS

Situation	'23-'24
Led team in scoring	-
Led team in rebounds	-
Led team in assists	2
Led team in blocks	-
Led team in steals	1
Double-Doubles	-
Double Figure Points	2
5+ Rebounds	1
Double Figure Rebounds	-
20-Point Games	-
30-Point Games	-
3+ Three Pointers	1
5+ Assists	-
3+ Steals	-
3+ Blocks	-

GAME-BY-GAME STATS

Opponent	Date	GS	MIN	Total			3-Pointers		Free throws		Rebounds				PF	A	TO	BLK	STL	PTS	AVG
				FG	FGA	PCT	3FG	3FGA	PCT	FT	FTA	PCT	OFF	DEF							
FIU	11/06/2023		08:41	1-2	.500	1-2	.500	2-2	1.000	1	0	1	1.0	0	1	2	0	1	5	5.0	
at Miami (FL)	11/10/2023		22:13	5-7	.714	3-3	1.000	0-0	.000	0	1	1	1.0	1	1	1	0	0	13	9.0	
Cal St. Fullerton	11/16/2023		13:12	1-3	.333	1-2	.500	1-2	.500	1	2	3	1.7	0	1	0	0	0	4	7.3	
vs South Dakota St.	11/19/2023		06:00	0-0	.000	0-0	.000	0-0	.000	1	0	1	1.5	0	1	0	0	0	0	5.5	
vs Charlotte	11/20/2023		08:00	0-2	.000	0-1	.000	0-0	.000	0	2	2	1.6	0	0	0	1	0	0	4.4	
Stetson	11/26/2023		08:23	0-1	.000	0-1	.000	0-0	.000	0	1	1	1.5	1	2	1	0	0	0	3.7	
Lipscomb	12/02/2023		14:02	1-2	.500	0-0	.000	2-2	1.000	0	2	2	1.6	0	1	0	0	0	4	3.7	
Jacksonville	12/06/2023		19:31	0-5	.000	0-3	.000	2-2	1.000	0	2	2	1.6	1	3	0	0	1	2	3.5	
Ole Miss	12/10/2023		02:59	0-0	.000	0-0	.000	0-0	.000	0	0	0	1.4	0	0	0	0	0	0	3.1	
Maine	12/18/2023		15:01	1-5	.200	1-4	.250	0-0	.000	0	0	0	1.3	0	1	1	0	1	3	3.1	
Florida A&M	12/21/2023		05:36	0-1	.000	0-1	.000	0-0	.000	0	0	0	1.2	0	0	1	0	0	0	2.8	
Bethune-Cookman	12/29/2023		13:37	0-2	.000	0-2	.000	0-0	.000	0	1	1	1.2	1	3	2	0	2	0	2.6	
at Kansas St.	01/06/2024		04:36	0-0	.000	0-0	.000	0-0	.000	0	0	0	1.1	0	3	0	0	0	0	2.4	
at Texas	01/17/2024		01:31	0-0	.000	0-0	.000	0-0	.000	0	0	0	1.0	0	0	0	0	0	0	2.2	
at Houston	01/20/2024		03:15	0-0	.000	0-0	.000	0-0	.000	0	0	0	0.9	0	0	0	0	1	0	2.1	
West Virginia	01/23/2024		04:20	0-0	.000	0-0	.000	0-0	.000	0	0	0	0.9	0	0	0	0	0	0	1.9	
at Cincinnati	01/27/2024		06:02	1-1	1.000	0-0	.000	0-0	.000	0	0	0	0.8	1	1	0	0	0	2	1.9	
Baylor	01/31/2024		04:50	0-0	.000	0-0	.000	0-1	.000	1	0	1	0.8	0	0	0	0	2	0	1.8	
Oklahoma	02/03/2024		15:45	1-3	.333	1-3	.333	0-0	.000	0	2	2	0.9	1	0	0	0	0	3	1.9	
at Texas Tech	02/10/2024		05:42	0-3	.000	0-2	.000	0-0	.000	0	1	1	0.9	0	0	0	0	1	0	1.8	
at BYU	02/13/2024		16:23	4-7	.571	2-5	.400	1-2	.500	2	1	3	1.0	3	1	0	0	2	11	2.2	
Cincinnati	02/17/2024		09:49	1-1	1.000	0-0	.000	0-0	.000	0	2	2	1.0	0	1	2	0	0	2	2.2	
at West Virginia	02/20/2024		18:34	0-4	.000	0-4	.000	0-0	.000	4	1	5	1.2	1	1	0	0	2	0	2.1	
vs Oklahoma St.	03/12/2024		02:14	0-0	.000	0-0	.000	0-0	.000	0	0	0	1.2	1	0	0	0	0	0	2.0	
Totals			0	230:16	16-49	.327	9-33	.273	8-11	.727	10	18	28	1.2	11	21	10	1	13	49	2.0

Player Averages

Games Played	Minutes/game	Points/game	FG Pct	3FG Pct	FT Pct	Rebounds/game	Assists/game	Turnovers/game	Assist/Turnover ratio	Steals/game	Blocks/game
24	9.6	2.0	32.7	27.3	72.7	1.2	0.9	0.4	2.1	0.5	0.0

2023-24 GAME HIGHS

Points	13	at Miami (11/10/23)
Rebounds	5	at West Virginia (2/20/24)
Assists	3	3x, last at Kansas State (1/6/24)
Steals	2	4x, last at West Virginia (2/20/24)
Blocks	1	2x, last vs. Jacksonville (12/6/23)
Field Goals Made	5	at Miami (11/10/23)
Field Goals Attempted	7	2x, last at BYU (2/13/24)
3-Point Field Goals Made	3	at Miami (11/10/23)
3-Point Field Goals Attempted	5	at BYU (2/13/24)
Free Throws Made	2	3x, last vs. Jacksonville (12/6/23)
Free Throws Attempted	2	5x, last at BYU (2/13/24)

SINGLE-GAME CAREER HIGHS

Points	13	at Miami (11/10/23)
Rebounds	5	at West Virginia (2/20/24)
Assists	3	3x, last at Kansas State (1/6/24)
Steals	2	4x, last at West Virginia (2/20/24)
Blocks	1	2x, last vs. Jacksonville (12/6/23)
Field Goals Made	5	at Miami (11/10/23)
Field Goals Attempted	7	2x, last at BYU (2/13/24)
3-Point Field Goals Made	3	at Miami (11/10/23)
3-Point Field Goals Attempted	5	at BYU (2/13/24)
Free Throws Made	2	3x, last vs. Jacksonville (12/6/23)
Free Throws Attempted	2	5x, last at BYU (2/13/24)

CAREER STATS

		Field Goals		3-Point		F-Throws		Rebounds				Scoring								
SEASON	TEAM	GP-GS	MIN/AVG	FG-FGA	FG%	3FG-3FGA	3FG%	FT-FTA	FT%	OFF	DEF	TOT	AVG	PF-FO	A	TO	BLK	STL	PTS	AVG
2023-24	UCF	24-0	230/9.6	16-49	.327	9-33	.273	8-11	.727	10	18	28	1.2	11-0	21	10	1	13	49	2.0
TOTAL		24-0	230/9.6	16-49	.327	9-33	.273	8-11	.727	10	18	28	1.2	11-0	21	10	1	13	49	2.0

OVERALL STATISTICS

Game Records

Record	Overall	Home	Away	Neutral
ALL GAMES	17-14	11-7	3-7	3-0
CONFERENCE	7-11	4-5	3-6	0-0
NON-CONFERENCE	10-3	7-2	0-1	3-0

Score by Periods

Team	1st	2nd	OT	TOT
UCF	1001	1200	15	2216
Opponents	936	1124	12	2072

Team Box Score

No.	Player	Total			3-Point			F-Throw		Rebounds				PF DQ A TO BLK STL PTS AVG									
		GP-GS	MIN	AVG	FG-FGA	FG%	3FG-3FGA	3FG%	FT-FTA	FT%	OFF	DEF	TOT	AVG	PF	DQ	A	TO	BLK	STL	PTS	AVG	
24	SELLERS, Jaylin	31-30	982:35	31.7	161-381	.423	48-161	.298	118-140	.843	41	66	107	3.5	54	1	36	39	3	33	488	15.7	
3	JOHNSON, Darius	31-30	1007:26	32.5	143-358	.399	63-165	.382	105-128	.820	15	88	103	3.3	91	5	116	87	3	69	454	14.6	
21	WALKER, C.J.	18-14	400:15	22.2	49-127	.386	8-28	.286	34-52	.654	18	70	88	4.9	35	1	10	22	10	10	140	7.8	
13	VERY, Marchelus	29-2	513:02	17.7	74-189	.392	33-98	.337	36-53	.679	43	71	114	3.9	35	0	22	22	8	18	217	7.5	
2	ALLEN, Shemarri	29-28	844:59	29.1	77-197	.391	9-41	.220	53-84	.631	29	82	111	3.8	78	4	78	52	18	54	216	7.4	
11	DIALLO, Ibrahima	30-17	569:27	19.0	73-131	.557	0-0	.000	50-88	.568	64	109	173	5.8	70	4	12	38	55	21	196	6.5	
31	SYLLA, Thierno	30-9	440:07	14.7	46-116	.397	16-56	.286	21-31	.677	33	82	115	3.8	35	0	8	20	13	9	129	4.3	
5	PAYNE, Omar	31-14	484:54	15.6	52-93	.559	3-12	.250	25-40	.625	38	78	116	3.7	83	3	17	33	45	17	132	4.3	
1	JONES, Antwann	22-3	287:20	13.1	35-77	.455	9-28	.321	12-22	.545	9	26	35	1.6	22	0	25	16	2	10	91	4.1	
15	HENDRICKS, Tyler	13-0	102:20	7.9	12-26	.462	5-14	.357	7-8	.875	5	11	16	1.2	15	0	2	7	0	2	36	2.8	
22	MACHOWSKI, Nils	24-0	230:16	9.6	16-49	.327	9-33	.273	8-11	.727	10	18	28	1.2	11	0	21	10	1	13	49	2.0	
4	EMUOBOR, Comeh	10-0	58:34	5.9	7-20	.350	2-6	.333	3-4	.750	1	8	9	0.9	6	0	1	1	0	1	19	1.9	
12	LANGFORD JR., DeMarr	23-8	244:46	10.6	14-34	.412	0-1	.000	9-18	.500	16	16	32	1.4	17	0	10	16	1	12	37	1.6	
10	MOCKUS, Mintautas	8-0	29:32	3.7	3-9	.333	1-6	.167	0-1	.000	1	5	6	0.8	4	0	1	2	0	1	7	0.9	
14	KALINA, Michael	5-0	09:24	1.9	1-3	.333	1-1	1.000	0-0	.000	0	0	0	0.0	0	0	0	2	1	0	3	0.6	
20	WARAKULNUKROH, Poohpha	6-0	10:02	1.7	0-3	.000	0-1	.000	2-2	1.000	0	1	1	0.2	1	0	2	0	1	0	2	0.3	
0	MAY, Charlie	6-0	10:02	1.7	0-1	.000	0-0	.000	0-0	.000	0	3	3	0.5	2	0	0	1	0	1	0	0.0	
Team											57	53	110					25					
Total		31	6225		763-1814	.421	207-651	.318	483-682	.708	380	787	1167	37.6	559	18	361	393	161	271	2216	71.5	
Opponents		31	6225		692-1699	.407	215-658	.327	473-654	.723	297	771	1068	34.5	558	19	399	442	107	217	2072	66.8	

Team Statistics

	UCF	OPP
Scoring	2216	2072
Points per game	71.5	66.8
Scoring margin	+4.6	-
Field goals-att	763-1814	692-1699
Field goal pct	.421	.407
3 point fg-att	207-651	215-658
3-point FG pct	.318	.327
3-pt FG made per game	6.7	6.9
Free throws-att	483-682	473-654
Free throw pct	.708	.723
F-Throws made per game	15.6	15.3
Rebounds	1167	1068
Rebounds per game	37.6	34.5
Rebounding margin	+3.2	-
Assists	361	399
Assists per game	11.6	12.9
Turnovers	393	442
Turnovers per game	12.7	14.3
Turnover margin	+1.6	-
Assist/turnover ratio	0.9	0.9
Steals	271	217
Steals per game	8.7	7.0
Blocks	161	107
Blocks per game	5.2	3.5
Winning streak	2	-
Home win streak	0	-
Attendance	130076	99152
Home games-Avg/Game	18-7226	10-9915
Neutral site-Avg/Game	-	3-313

Team Results

Date	Opponent	Score	Att.
11/06/2023	FIU	W 85-62	6225
11/10/2023	at Miami (FL)	L 72-88	7972
11/16/2023	Cal St. Fullerton	W 72-44	5322
11/19/2023	vs South Dakota St.	W 83-80	609
11/20/2023	vs Charlotte	Wot 74-71	329
11/26/2023	Stetson	L 82-85	5089
12/02/2023	Lipscomb	W 72-57	5152
12/06/2023	Jacksonville	W 94-52	5278
12/10/2023	Ole Miss	L 68-70	6067
12/18/2023	Maine	W 74-51	5014
12/21/2023	Florida A&M	W 69-56	5066
12/29/2023	Bethune-Cookman	W 98-54	5188
01/06/2024	at Kansas St.	L 52-77	9698
01/10/2024	Kansas	W 65-60	9469
01/13/2024	BYU	L 58-63	9137
01/17/2024	at Texas	W 77-71	11235
01/20/2024	at Houston	L 42-57	7184
01/23/2024	West Virginia	W 72-59	8882
01/27/2024	at Cincinnati	L 57-68	12112
01/31/2024	Baylor	L 69-77	8683
02/03/2024	Oklahoma	W 74-63	9387
02/10/2024	at Texas Tech	L 59-66	13715
02/13/2024	at BYU	L 88-90	15590
02/17/2024	Cincinnati	L 74-76	8624
02/20/2024	at West Virginia	L 67-77	9569
02/24/2024	Texas Tech	W 75-61	8711
02/28/2024	at Oklahoma St.	W 77-71	5044
03/02/2024	Iowa St.	L 52-60	9392
03/06/2024	Houston	L 59-67	9390
03/09/2024	at TCU	W 79-77	7033
03/12/2024	vs Oklahoma St.	W 77-62	0



CONFERENCE STATISTICS

Game Records

Record	Overall	Home	Away	Neutral
ALL GAMES	7-11	4-5	3-6	0-0
CONFERENCE	7-11	4-5	3-6	0-0
NON-CONFERENCE	0-0	0-0	0-0	0-0

Score by Periods

Team	1st	2nd	OT	TOT
UCF	547	649	0	1196
Opponents	598	642	0	1240

Team Box Score

No.	Player	Total			3-Point			F-Throw		Rebounds				PF DQ A			TO BLK STL			PTS	AVG	
		GP-GS	MIN	AVG	FG-FGA	FG%	3FG-3FGA	3FG%	FT-FTA	FT%	OFF	DEF	TOT	AVG	PF	DQ	A	TO	BLK			STL
3	JOHNSON, Darius	18-18	603:26	33.5	83-214	.388	38-101	.376	68-81	.840	11	50	61	3.4	62	5	68	50	1	46	272	15.1
24	SELLERS, Jaylin	18-17	569:52	31.7	84-209	.402	31-91	.341	57-67	.851	18	34	52	2.9	32	1	20	20	3	12	256	14.2
21	WALKER, C.J.	15-13	350:59	23.4	41-103	.398	6-20	.300	29-45	.644	15	60	75	5.0	33	1	7	18	8	8	117	7.8
2	ALLEN, Shemarri	16-16	479:26	30.0	42-108	.389	4-21	.190	35-55	.636	17	39	56	3.5	46	3	46	30	11	34	123	7.7
11	DIALLO, Ibrahima	17-16	331:53	19.5	39-75	.520	0-0	.000	26-41	.634	34	55	89	5.2	46	3	8	23	26	9	104	6.1
13	VERY, Marchelus	18-1	269:54	15.0	32-97	.330	12-54	.222	22-31	.710	28	36	64	3.6	19	0	9	16	2	7	98	5.4
1	JONES, Antwann	17-3	234:45	13.8	27-62	.435	6-23	.261	9-14	.643	6	20	26	1.5	18	0	19	14	2	9	69	4.1
5	PAYNE, Omar	18-2	287:60	16.0	30-54	.556	1-9	.111	5-12	.417	21	45	66	3.7	47	1	8	23	27	6	66	3.7
31	SYLLA, Thierno	18-2	223:33	12.4	19-46	.413	6-22	.273	7-9	.778	15	38	53	2.9	20	0	1	7	5	3	51	2.8
22	MACHOWSKI, Nils	11-0	90:47	8.3	7-19	.368	3-14	.214	1-3	.333	7	7	14	1.3	6	0	7	2	0	8	18	1.6
4	EMUOBOR, Comeh	2-0	06:04	3.0	1-2	.500	0-0	.000	1-2	.500	0	2	2	1.0	0	0	0	0	0	0	3	1.5
12	LANGFORD JR., DeMarr	14-2	120:28	8.6	5-13	.385	0-1	.000	4-8	.500	9	8	17	1.2	7	0	1	9	0	3	14	1.0
10	MOCKUS, Mintautas	2-0	09:11	4.6	1-1	1.000	0-0	.000	0-0	.000	0	1	1	0.5	1	0	1	0	0	0	2	1.0
15	HENDRICKS, Tyler	4-0	21:42	5.4	0-3	.000	0-1	.000	3-3	1.000	1	4	5	1.3	1	0	0	1	0	0	3	0.8
Team											22	30	52				17					
Total		18	3600		411-1006	.409	107-357	.300	267-371	.720	204	429	633	35.2	338	14	195	230	85	145	1196	66.4
Opponents		18	3600		415-979	.424	131-387	.339	279-388	.719	179	447	626	34.8	307	11	255	224	57	114	1240	68.9

Team Statistics

	UCF	OPP
Scoring	1196	1240
Points per game	66.4	68.9
Scoring margin	-2.4	-
Field goals-att	411-1006	415-979
Field goal pct	.409	.424
3 point fg-att	107-357	131-387
3-point FG pct	.300	.339
3-pt FG made per game	5.9	7.3
Free throws-att	267-371	279-388
Free throw pct	.720	.719
F-Throws made per game	14.8	15.5
Rebounds	633	626
Rebounds per game	35.2	34.8
Rebounding margin	+0.4	-
Assists	195	255
Assists per game	10.8	14.2
Turnovers	230	224
Turnovers per game	12.8	12.4
Turnover margin	-0.3	-
Assist/turnover ratio	0.8	1.1
Steals	145	114
Steals per game	8.1	6.3
Blocks	85	57
Blocks per game	4.7	3.2
Winning streak	1	-
Home win streak	0	-
Attendance	81675	91180
Home games-Avg/Game	9-9075	9-10131
Neutral site-Avg/Game	-	0-0

Team Results

Date	Opponent		Score	Att.
01/06/2024	at Kansas St.	L	52-77	9698
01/10/2024	Kansas	W	65-60	9469
01/13/2024	BYU	L	58-63	9137
01/17/2024	at Texas	W	77-71	11235
01/20/2024	at Houston	L	42-57	7184
01/23/2024	West Virginia	W	72-59	8882
01/27/2024	at Cincinnati	L	57-68	12112
01/31/2024	Baylor	L	69-77	8683
02/03/2024	Oklahoma	W	74-63	9387
02/10/2024	at Texas Tech	L	59-66	13715
02/13/2024	at BYU	L	88-90	15590
02/17/2024	Cincinnati	L	74-76	8624
02/20/2024	at West Virginia	L	67-77	9569
02/24/2024	Texas Tech	W	75-61	8711
02/28/2024	at Oklahoma St.	W	77-71	5044
03/02/2024	Iowa St.	L	52-60	9392
03/06/2024	Houston	L	59-67	9390
03/09/2024	at TCU	W	79-77	7033

LAST 5 STATISTICS

Game Records

Record	Overall	Home	Away	Neutral
ALL GAMES	3-2	0-2	2-0	1-0
CONFERENCE	2-2	0-2	2-0	0-0
NON-CONFERENCE	1-0	0-0	0-0	1-0

Score by Periods

Team	1st	2nd	OT	TOT
UCF	169	175	0	344
Opponents	173	164	0	337

Team Box Score

No.	Player				Total		3-Point		F-Throw		Rebounds											
		GP-GS	MIN	AVG	FG-FGA	FG%	3FG-3FGA	3FG%	FT-FTA	FT%	OFF	DEF	TOT	AVG	PF	DQ	A	TO	BLK	STL	PTS	AVG
3	JOHNSON, Darius	5-5	168:44	33.7	24-59	.407	11-27	.407	24-27	.889	4	23	27	5.4	16	1	13	12	1	10	83	16.6
24	SELLERS, Jaylin	5-5	153:48	30.8	22-48	.458	3-16	.188	13-16	.813	3	4	7	1.4	13	1	6	7	1	3	60	12.0
21	WALKER, C.J.	5-5	115:38	23.1	17-38	.447	6-10	.600	11-16	.688	2	18	20	4.0	15	1	2	5	2	5	51	10.2
11	DIALLO, Ibrahima	5-5	106:17	21.3	20-31	.645	0-0	.000	6-14	.429	14	13	27	5.4	14	1	1	14	6	6	46	9.2
2	ALLEN, Shemarri	5-5	157:44	31.5	10-27	.370	0-2	.000	18-25	.720	4	15	19	3.8	12	1	15	10	2	11	38	7.6
31	SYLLA, Thierno	5-0	68:16	13.7	7-12	.583	1-5	.200	7-8	.875	5	14	19	3.8	7	0	1	5	2	0	22	4.4
13	AVERY, Marchelus	5-0	58:36	11.7	5-17	.294	3-10	.300	2-3	.667	7	6	13	2.6	5	0	5	2	0	1	15	3.0
1	JONES, Antwann	5-0	50:04	10.0	4-11	.364	1-5	.200	5-8	.625	0	5	5	1.0	4	0	3	4	0	1	14	2.8
5	PAYNE, Omar	5-0	62:06	12.4	3-11	.273	0-2	.000	5-8	.625	5	8	13	2.6	10	0	1	11	6	1	11	2.2
15	HENDRICKS, Tyler	1-0	02:14	2.2	1-1	1.000	0-0	.000	0-0	.000	0	0	0	0.0	0	0	0	0	0	0	2	2.0
12	LANGFORD JR., DeMarr	5-0	52:06	10.4	1-5	.200	0-0	.000	0-0	.000	4	4	8	1.6	3	0	0	3	0	1	2	0.4
4	EMUOBOR, Comeh	1-0	02:14	2.2	0-0	.000	0-0	.000	0-0	.000	0	0	0	0.0	0	0	0	0	0	0	0	0.0
22	MACHOWSKI, Nils	1-0	02:14	2.2	0-0	.000	0-0	.000	0-0	.000	0	0	0	0.0	1	0	0	0	0	0	0	0.0
Team											11	11	22					4				
Total		5	1000		114-260	.438	25-77	.325	91-125	.728	59	121	180	36.0	100	5	47	77	20	39	344	68.8
Opponents		5	1000		114-275	.415	35-114	.307	74-110	.673	51	102	153	30.6	100	4	66	63	18	38	337	67.4

Team Statistics

	UCF	OPP
Scoring	344	337
Points per game	68.8	67.4
Scoring margin	+1.4	-
Field goals-att	114-260	114-275
Field goal pct	.438	.415
3 point fg-att	25-77	35-114
3-point FG pct	.325	.307
3-pt FG made per game	5.0	7.0
Free throws-att	91-125	74-110
Free throw pct	.728	.673
F-Throws made per game	18.2	14.8
Rebounds	180	153
Rebounds per game	36.0	30.6
Rebounding margin	+5.4	-
Assists	47	66
Assists per game	9.4	13.2
Turnovers	77	63
Turnovers per game	15.4	12.6
Turnover margin	-2.8	-
Assist/turnover ratio	0.6	1.0
Steals	39	38
Steals per game	7.8	7.6
Blocks	20	18
Blocks per game	4.0	3.6
Winning streak	2	-
Home win streak	0	-
Attendance	18782	12077
Home games-Avg/Game	2-9391	2-6039
Neutral site-Avg/Game	-	1-0

Team Results

Date	Opponent		Score	Att.
02/28/2024	at Oklahoma St.	W	77-71	5044
03/02/2024	Iowa St.	L	52-60	9392
03/06/2024	Houston	L	59-67	9390
03/09/2024	at TCU	W	79-77	7033
03/12/2024	vs Oklahoma St.	W	77-62	0

OPPONENT GAME-BY-GAME STATISTICS

Opponent	Date	Score	W	Total		3-Pointers		Free throws		Rebounds				PF	A	TO	BLK	STL	PTS	AVG
				FG-FGA	PCT	3FG-3FGA	PCT	FT-FTA	PCT	OFF	DEF	TOT	AVG							
FIU	11/06/2023	85-62	W	17-47	.362	4-18	.222	24-32	.750	9	21	30	30.0	18	10	24	2	11	62	62.0
at Miami (FL)	11/10/2023	72-88	L	26-51	.510	10-21	.476	26-30	.867	6	28	34	32.0	16	13	18	11	14	88	75.0
Cal St. Fullerton	11/16/2023	72-44	W	12-51	.235	3-19	.158	17-21	.810	9	26	35	33.0	18	6	15	1	6	44	64.7
vs South Dakota St.	11/19/2023	83-80	W	24-54	.444	12-28	.429	20-29	.690	12	28	40	34.8	20	12	16	3	3	80	68.5
vs Charlotte	11/20/2023	74-71	Wot	28-66	.424	4-14	.286	11-16	.688	8	28	36	35.0	21	13	10	4	6	71	69.0
Stetson	11/26/2023	82-85	L	25-53	.472	13-30	.433	22-24	.917	6	26	32	34.5	22	17	17	2	6	85	71.7
Lipscomb	12/02/2023	72-57	W	20-52	.385	9-24	.375	8-15	.533	4	27	31	34.0	14	13	20	2	9	57	69.6
Jacksonville	12/06/2023	94-52	W	20-66	.303	4-20	.200	8-16	.500	16	24	40	34.8	21	7	14	0	5	52	67.4
Ole Miss	12/10/2023	68-70	L	20-45	.444	6-15	.400	24-34	.706	7	22	29	34.1	23	11	15	6	8	70	67.7
Maine	12/18/2023	74-51	W	22-64	.344	1-19	.053	6-12	.500	13	26	39	34.6	19	10	9	2	7	51	66.0
Florida A&M	12/21/2023	69-56	W	22-50	.440	5-18	.278	7-11	.636	7	24	31	34.3	21	14	21	3	10	56	65.1
Bethune-Cookman	12/29/2023	98-54	W	18-59	.305	4-16	.250	14-15	.933	11	17	28	33.8	22	6	26	3	14	54	64.2
at Kansas St.	01/06/2024	52-77	L	25-58	.431	9-24	.375	18-23	.783	13	27	40	34.2	12	18	12	6	9	77	65.2
Kansas	01/10/2024	65-60	W	24-47	.511	6-18	.333	6-11	.545	8	24	32	34.1	15	20	18	2	6	60	64.8
BYU	01/13/2024	58-63	L	21-52	.404	9-26	.346	12-17	.706	6	32	38	34.3	22	12	13	5	3	63	64.7
at Texas	01/17/2024	77-71	W	27-54	.500	10-26	.385	7-12	.583	4	18	22	33.6	13	17	11	1	10	71	65.1
at Houston	01/20/2024	42-57	L	20-58	.345	6-18	.333	11-16	.688	10	32	42	34.1	23	12	8	7	11	57	64.6
West Virginia	01/23/2024	72-59	W	21-58	.362	11-28	.393	6-10	.600	6	28	34	34.1	18	14	11	7	4	59	64.3
at Cincinnati	01/27/2024	57-68	L	24-52	.462	3-14	.214	17-25	.680	14	25	39	34.3	12	15	12	3	3	68	64.5
Baylor	01/31/2024	69-77	L	24-51	.471	9-20	.450	20-25	.800	8	18	26	33.9	12	19	9	3	8	77	65.1
Oklahoma	02/03/2024	74-63	W	20-54	.370	5-16	.313	18-22	.818	11	22	33	33.9	20	10	15	2	5	63	65.0
at Texas Tech	02/10/2024	59-66	L	23-60	.383	7-21	.333	13-15	.867	14	30	44	34.3	11	14	10	2	5	66	65.0
at BYU	02/13/2024	88-90	L	21-47	.447	8-23	.348	40-46	.870	9	28	37	34.4	19	12	17	2	4	90	66.1
Cincinnati	02/17/2024	74-76	L	28-67	.418	7-26	.269	13-21	.619	18	27	45	34.9	15	11	11	3	6	76	66.5
at West Virginia	02/20/2024	67-77	L	26-54	.481	7-14	.500	18-26	.692	7	35	42	35.2	14	15	13	5	2	77	67.0
Texas Tech	02/24/2024	75-61	W	20-54	.370	8-28	.286	13-20	.650	10	26	36	35.2	17	12	14	2	4	61	66.7
at Oklahoma St.	02/28/2024	77-71	W	21-52	.404	5-20	.250	24-30	.800	7	20	27	34.9	28	8	12	3	8	71	66.9
Iowa St.	03/02/2024	52-60	L	21-46	.457	5-21	.238	13-19	.684	6	20	26	34.6	18	16	17	1	9	60	66.6
Houston	03/06/2024	59-67	L	25-58	.431	8-24	.333	9-18	.500	16	15	31	34.4	18	11	10	3	9	67	66.7
at TCU	03/09/2024	79-77	W	24-57	.421	8-20	.400	21-32	.656	12	20	32	34.4	20	19	11	0	8	77	67.0
vs Oklahoma St.	03/12/2024	77-62	W	23-62	.371	9-29	.310	7-11	.636	10	27	37	34.5	16	12	13	11	4	62	66.8
Total		2072		692-1699	.407	215-658	.327	473-654	.723	297	771	1068	34.5	558	399	442	107	217	2072	66.8
UCF		2216		763-1814	.421	207-651	.318	483-682	.708	380	787	1167	37.6	559	361	393	161	271	2216	71.5

Opponents Averages

Games Played	Points/game	FG Pct	3FG Pct	FT Pct	Rebounds/game	Assists/game	Turnovers/game	Assist/Turnover ratio	Steals/game	Blocks/game
31	66.8	40.7	32.7	72.3	34.5	12.9	14.3	0.9	7.0	3.5

LEADERS

Points

##	Player	G	Pts	Pts/G
24	Sellers, Jaylin	31	488	15.7
3	Johnson, Darius	31	454	14.6
13	Avery, Marchelus	29	217	7.5
2	Allen, Shemarri	29	216	7.4
11	Diallo, Ibrahima	30	196	6.5
21	Walker, C.J.	18	140	7.8
5	Payne, Omar	31	132	4.3
31	Sylla, Thierno	30	129	4.3
1	Jones, Antwann	22	91	4.1
22	Machowski, Nils	24	49	2.0
12	Langford Jr., DeMarr	23	37	1.6
15	Hendricks, Tyler	13	36	2.8
4	Emuobor, Comeh	10	19	1.9
10	Mockus, Mintautas	8	7	0.9
14	Kalina, Michael	5	3	0.6
20	Warakulnukroh, Poohpha	6	2	0.3

Scoring Average

##	Player	G	Pts	Pts/G
24	Sellers, Jaylin	31	488	15.7
3	Johnson, Darius	31	454	14.6
21	Walker, C.J.	18	140	7.8
13	Avery, Marchelus	29	217	7.5
2	Allen, Shemarri	29	216	7.4
11	Diallo, Ibrahima	30	196	6.5
31	Sylla, Thierno	30	129	4.3
5	Payne, Omar	31	132	4.3
1	Jones, Antwann	22	91	4.1
15	Hendricks, Tyler	13	36	2.8
22	Machowski, Nils	24	49	2.0
4	Emuobor, Comeh	10	19	1.9
12	Langford Jr., DeMarr	23	37	1.6
10	Mockus, Mintautas	8	7	0.9
14	Kalina, Michael	5	3	0.6
20	Warakulnukroh, Poohpha	6	2	0.3

Field Goal Percentage

##	Player	FG	Att	Pct
5	Payne, Omar	52	93	.559
11	Diallo, Ibrahima	73	131	.557
15	Hendricks, Tyler	12	26	.462
1	Jones, Antwann	35	77	.455
24	Sellers, Jaylin	161	381	.423
12	Langford Jr., DeMarr	14	34	.412
3	Johnson, Darius	143	358	.399
31	Sylla, Thierno	46	116	.397
13	Avery, Marchelus	74	189	.392
2	Allen, Shemarri	77	197	.391
21	Walker, C.J.	49	127	.386
4	Emuobor, Comeh	7	20	.350
10	Mockus, Mintautas	3	9	.333
14	Kalina, Michael	1	3	.333
22	Machowski, Nils	16	49	.327

Field Goal Attempts

##	Player	G	Att	Att/G
24	Sellers, Jaylin	31	381	12.3
3	Johnson, Darius	31	358	11.5
2	Allen, Shemarri	29	197	6.8
13	Avery, Marchelus	29	189	6.5
11	Diallo, Ibrahima	30	131	4.4

Field Goals Made

##	Player	G	Made	Made/G
24	Sellers, Jaylin	31	161	5.2
3	Johnson, Darius	31	143	4.6
2	Allen, Shemarri	29	77	2.7
13	Avery, Marchelus	29	74	2.6
11	Diallo, Ibrahima	30	73	2.4



LEADERS
3-Point FG Percentage

##	Player	3FG	Att	Pct
14	Kalina, Michael	1	1	1.000
3	Johnson, Darius	63	165	.382
15	Hendricks, Tyler	5	14	.357
13	Avery, Marchelus	33	98	.337
4	Emuobor, Comeh	2	6	.333
1	Jones, Antwann	9	28	.321
24	Sellers, Jaylin	48	161	.298
21	Walker, C.J.	8	28	.286
31	Sylla, Thierno	16	56	.286
22	Machowski, Nils	9	33	.273
5	Payne, Omar	3	12	.250
2	Allen, Shemarri	9	41	.220
10	Mockus, Mintautas	1	6	.167

3-Point FG Attempts

##	Player	G	Att	Att/G
3	Johnson, Darius	31	165	5.3
24	Sellers, Jaylin	31	161	5.2
13	Avery, Marchelus	29	98	3.4
31	Sylla, Thierno	30	56	1.9
2	Allen, Shemarri	29	41	1.4

3-Point FG Made

##	Player	G	Made	Made/G
3	Johnson, Darius	31	63	2.0
24	Sellers, Jaylin	31	48	1.5
13	Avery, Marchelus	29	33	1.1
31	Sylla, Thierno	30	16	0.5
2	Allen, Shemarri	29	9	0.3

Free Throw Percentage

##	Player	Made	Att	Pct
20	Warakulnukroh, Poohpha	2	2	1.000
15	Hendricks, Tyler	7	8	.875
24	Sellers, Jaylin	118	140	.843
3	Johnson, Darius	105	128	.820
4	Emuobor, Comeh	3	4	.750
22	Machowski, Nils	8	11	.727
13	Avery, Marchelus	36	53	.679
31	Sylla, Thierno	21	31	.677
21	Walker, C.J.	34	52	.654
2	Allen, Shemarri	53	84	.631
5	Payne, Omar	25	40	.625
11	Diallo, Ibrahima	50	88	.568
1	Jones, Antwann	12	22	.545
12	Langford Jr., DeMarr	9	18	.500

Free Throw Attempts

##	Player	G	Att	Att/G
24	Sellers, Jaylin	31	140	4.5
3	Johnson, Darius	31	128	4.1
11	Diallo, Ibrahima	30	88	2.9
2	Allen, Shemarri	29	84	2.9
13	Avery, Marchelus	29	53	1.8

Free Throws Made

##	Player	G	Made	Made/G
24	Sellers, Jaylin	31	118	3.8
3	Johnson, Darius	31	105	3.4
2	Allen, Shemarri	29	53	1.8
11	Diallo, Ibrahima	30	50	1.7
13	Avery, Marchelus	29	36	1.2

Rebounds

##	Player	G	Reb	Reb/G
11	Diallo, Ibrahima	30	173	5.8
5	Payne, Omar	31	116	3.7
31	Sylla, Thierno	30	115	3.8
13	Avery, Marchelus	29	114	3.9
2	Allen, Shemarri	29	111	3.8

Assists

##	Player	G	Ast	Ast/G
3	Johnson, Darius	31	116	3.7
2	Allen, Shemarri	29	78	2.7
24	Sellers, Jaylin	31	36	1.2
1	Jones, Antwann	22	25	1.1
13	Avery, Marchelus	29	22	0.8

Rebounds Average

##	Player	G	Reb	Reb/G
11	Diallo, Ibrahima	30	173	5.8
21	Walker, C.J.	18	88	4.9
13	Avery, Marchelus	29	114	3.9
31	Sylla, Thierno	30	115	3.8
2	Allen, Shemarri	29	111	3.8

Steals

##	Player	G	Stl	Stl/G
3	Johnson, Darius	31	69	2.2
2	Allen, Shemarri	29	54	1.9
24	Sellers, Jaylin	31	33	1.1
11	Diallo, Ibrahima	30	21	0.7
13	Avery, Marchelus	29	18	0.6

LEADERS

Offensive Rebounds

##	Player	G	OReb	OReb/G
11	Diallo, Ibrahima	30	64	2.1
13	Avery, Marchelus	29	43	1.5
24	Sellers, Jaylin	31	41	1.3
5	Payne, Omar	31	38	1.2
31	Sylla, Thierno	30	33	1.1

Blocked Shots

##	Player	G	Blk	Blk/G
11	Diallo, Ibrahima	30	55	1.8
5	Payne, Omar	31	45	1.5
2	Allen, Shemarri	29	18	0.6
31	Sylla, Thierno	30	13	0.4
21	Walker, C.J.	18	10	0.6

Defensive Rebounds

##	Player	G	DReb	DReb/G
11	Diallo, Ibrahima	30	109	3.6
3	Johnson, Darius	31	88	2.8
2	Allen, Shemarri	29	82	2.8
31	Sylla, Thierno	30	82	2.7
5	Payne, Omar	31	78	2.5

Minutes

##	Player	G	Min	Min/G
3	Johnson, Darius	31	1007	32:30
24	Sellers, Jaylin	31	983	31:42
2	Allen, Shemarri	29	845	29:08
11	Diallo, Ibrahima	30	569	18:59
13	Avery, Marchelus	29	513	17:41

Fouls

##	Player	G	PF	PF/G
3	Johnson, Darius	31	91	2.9
5	Payne, Omar	31	83	2.7
2	Allen, Shemarri	29	78	2.7
11	Diallo, Ibrahima	30	70	2.3
24	Sellers, Jaylin	31	54	1.7

Turnovers

##	Player	G	TO	TO/G
3	Johnson, Darius	31	87	2.8
2	Allen, Shemarri	29	52	1.8
24	Sellers, Jaylin	31	39	1.3
11	Diallo, Ibrahima	30	38	1.3
5	Payne, Omar	31	33	1.1

Foul Outs

##	Player	G	FO
3	Johnson, Darius	31	5
2	Allen, Shemarri	29	4
11	Diallo, Ibrahima	30	4
5	Payne, Omar	31	3
24	Sellers, Jaylin	31	1

UCF GAME HIGHS

POINTS	98	Bethune-Cookman (12/29/2023)
	94	Jacksonville (12/06/2023)
	88	at BYU (02/13/2024)
	85	FIU (11/06/2023)
	83	vs South Dakota St. (N) (11/19/2023)
FIELD GOALS MADE	34	at BYU (02/13/2024)
	32	Bethune-Cookman (12/29/2023)
FIELD GOAL ATTEMPTS	73	at Miami (FL) (11/10/2023)
	70	at West Virginia (02/20/2024)
FIELD GOAL PERCENTAGE	.540 (27-50)	Baylor (01/31/2024)
	.509 (29-57)	at Texas (01/17/2024)
3 PT FG MADE	15	Jacksonville (12/06/2023)
	14	Baylor (01/31/2024)
3 PT FG ATTEMPTS	38	at West Virginia (02/20/2024)
	33	Jacksonville (12/06/2023)
3 PT FG PERCENTAGE	.519 (14-27)	Baylor (01/31/2024)
	.500 (9-18)	vs Oklahoma St. (N) (03/12/2024)
	.500 (6-12)	Texas Tech (02/24/2024)
FREE THROWS MADE	28	Oklahoma (02/03/2024)
	27	at Oklahoma St. (02/28/2024)
FREE THROW ATTEMPTS	36	at Oklahoma St. (02/28/2024)
	34	Ole Miss (12/10/2023)
FREE THROW PERCENTAGE	.875 (28-32)	Oklahoma (02/03/2024)
	.840 (21-25)	West Virginia (01/23/2024)
REBOUNDS	52	Jacksonville (12/06/2023)
	51	vs Charlotte (N) (11/20/2023)
ASSISTS	22	Bethune-Cookman (12/29/2023)
	17	Baylor (01/31/2024)
	17	Jacksonville (12/06/2023)
STEALS	16	FIU (11/06/2023)
	14	Bethune-Cookman (12/29/2023)
BLOCKED SHOTS	10	at West Virginia (02/20/2024)
	10	vs Charlotte (N) (11/20/2023)
TURNOVERS	22	Iowa St. (03/02/2024)
	18	Houston (03/06/2024)
	18	Bethune-Cookman (12/29/2023)
	18	at Miami (FL) (11/10/2023)
	18	FIU (11/06/2023)
FOULS	27	at BYU (02/13/2024)
	26	at Oklahoma St. (02/28/2024)

OPPONENT GAME HIGHS

POINTS	90		at BYU (02/13/2024)
	88		at Miami (FL) (11/10/2023)
	85		Stetson (11/26/2023)
	80		vs South Dakota St. (N) (11/19/2023)
	77		at TCU (03/09/2024)
	77		at West Virginia (02/20/2024)
	77		Baylor (01/31/2024)
	77		at Kansas St. (01/06/2024)
FIELD GOALS MADE	28		Cincinnati (02/17/2024)
	28		vs Charlotte (N) (11/20/2023)
FIELD GOAL ATTEMPTS	67		Cincinnati (02/17/2024)
	66		Jacksonville (12/06/2023)
	66		vs Charlotte (N) (11/20/2023)
FIELD GOAL PERCENTAGE	.511	(24-47)	Kansas (01/10/2024)
	.510	(26-51)	at Miami (FL) (11/10/2023)
3 PT FG MADE	13		Stetson (11/26/2023)
	12		vs South Dakota St. (N) (11/19/2023)
3 PT FG ATTEMPTS	30		Stetson (11/26/2023)
	29		vs Oklahoma St. (N) (03/12/2024)
3 PT FG PERCENTAGE	.500	(7-14)	at West Virginia (02/20/2024)
	.476	(10-21)	at Miami (FL) (11/10/2023)
FREE THROWS MADE	40		at BYU (02/13/2024)
	26		at Miami (FL) (11/10/2023)
FREE THROW ATTEMPTS	46		at BYU (02/13/2024)
	34		Ole Miss (12/10/2023)
FREE THROW PERCENTAGE	.933	(14-15)	Bethune-Cookman (12/29/2023)
	.917	(22-24)	Stetson (11/26/2023)
REBOUNDS	45		Cincinnati (02/17/2024)
	44		at Texas Tech (02/10/2024)
ASSISTS	20		Kansas (01/10/2024)
	19		at TCU (03/09/2024)
	19		Baylor (01/31/2024)
STEALS	14		Bethune-Cookman (12/29/2023)
	14		at Miami (FL) (11/10/2023)
BLOCKED SHOTS	11		vs Oklahoma St. (N) (03/12/2024)
	11		at Miami (FL) (11/10/2023)
TURNOVERS	26		Bethune-Cookman (12/29/2023)
	24		FIU (11/06/2023)
FOULS	28		at Oklahoma St. (02/28/2024)
	23		at Houston (01/20/2024)
	23		Ole Miss (12/10/2023)

UCF GAME LOWS

POINTS	42		at Houston (01/20/2024)
	52		Iowa St. (03/02/2024)
	52		at Kansas St. (01/06/2024)
	57		at Cincinnati (01/27/2024)
	58		BYU (01/13/2024)
FIELD GOALS MADE	7		at Houston (01/20/2024)
	17		BYU (01/13/2024)
FIELD GOAL ATTEMPTS	44		Houston (03/06/2024)
	44		at Houston (01/20/2024)
FIELD GOAL PERCENTAGE	.159	(7-44)	at Houston (01/20/2024)
	.293	(17-58)	BYU (01/13/2024)
3 PT FG MADE	1		Iowa St. (03/02/2024)
	3		Houston (03/06/2024)
	3		BYU (01/13/2024)
3 PT FG ATTEMPTS	10		Houston (03/06/2024)
	12		Texas Tech (02/24/2024)
	12		Cincinnati (02/17/2024)
3 PT FG PERCENTAGE	.053	(1-19)	Iowa St. (03/02/2024)
	.167	(3-18)	BYU (01/13/2024)
FREE THROWS MADE	1		Baylor (01/31/2024)
	3		at Kansas St. (01/06/2024)
FREE THROW ATTEMPTS	5		at Kansas St. (01/06/2024)
	7		Baylor (01/31/2024)
FREE THROW PERCENTAGE	.143	(1-7)	Baylor (01/31/2024)
	.500	(9-18)	Cal St. Fullerton (11/16/2023)
REBOUNDS	28		Kansas (01/10/2024)
	29		Baylor (01/31/2024)
	29		at Cincinnati (01/27/2024)
	29		vs South Dakota St. (N) (11/19/2023)
ASSISTS	5		Iowa St. (03/02/2024)
	5		at Houston (01/20/2024)
STEALS	4		Maine (12/18/2023)
	4		Stetson (11/26/2023)
BLOCKED SHOTS	0		Iowa St. (03/02/2024)
	1		at Oklahoma St. (02/28/2024)
TURNOVERS	5		vs South Dakota St. (N) (11/19/2023)
	7		vs Oklahoma St. (N) (03/12/2024)
	7		at West Virginia (02/20/2024)
FOULS	8		vs Oklahoma St. (N) (03/12/2024)
	11		Bethune-Cookman (12/29/2023)

OPPONENT GAME LOWS

POINTS	44		Cal St. Fullerton (11/16/2023)
	51		Maine (12/18/2023)
	52		Jacksonville (12/06/2023)
	54		Bethune-Cookman (12/29/2023)
	56		Florida A&M (12/21/2023)
FIELD GOALS MADE	12		Cal St. Fullerton (11/16/2023)
	17		FIU (11/06/2023)
FIELD GOAL ATTEMPTS	45		Ole Miss (12/10/2023)
	46		Iowa St. (03/02/2024)
FIELD GOAL PERCENTAGE	.235	(12-51)	Cal St. Fullerton (11/16/2023)
	.303	(20-66)	Jacksonville (12/06/2023)
3 PT FG MADE	1		Maine (12/18/2023)
	3		at Cincinnati (01/27/2024)
	3		Cal St. Fullerton (11/16/2023)
3 PT FG ATTEMPTS	14		at West Virginia (02/20/2024)
	14		at Cincinnati (01/27/2024)
	14		vs Charlotte (N) (11/20/2023)
3 PT FG PERCENTAGE	.053	(1-19)	Maine (12/18/2023)
	.158	(3-19)	Cal St. Fullerton (11/16/2023)
FREE THROWS MADE	6		West Virginia (01/23/2024)
	6		Kansas (01/10/2024)
	6		Maine (12/18/2023)
FREE THROW ATTEMPTS	10		West Virginia (01/23/2024)
	11		vs Oklahoma St. (N) (03/12/2024)
	11		Kansas (01/10/2024)
	11		Florida A&M (12/21/2023)
FREE THROW PERCENTAGE	.500	(9-18)	Houston (03/06/2024)
	.500	(8-16)	Jacksonville (12/06/2023)
	.500	(6-12)	Maine (12/18/2023)
REBOUNDS	22		at Texas (01/17/2024)
	26		Iowa St. (03/02/2024)
	26		Baylor (01/31/2024)
ASSISTS	6		Bethune-Cookman (12/29/2023)
	6		Cal St. Fullerton (11/16/2023)
STEALS	2		at West Virginia (02/20/2024)
	3		at Cincinnati (01/27/2024)
	3		BYU (01/13/2024)
	3		vs South Dakota St. (N) (11/19/2023)
BLOCKED SHOTS	0		at TCU (03/09/2024)
	0		Jacksonville (12/06/2023)
TURNOVERS	8		at Houston (01/20/2024)
	9		Baylor (01/31/2024)
	9		Maine (12/18/2023)
FOULS	11		at Texas Tech (02/10/2024)
	12		Baylor (01/31/2024)
	12		at Cincinnati (01/27/2024)
	12		at Kansas St. (01/06/2024)

UCF PLAYER GAME HIGHS

POINTS	34		Jaylin Sellers vs Stetson (11/26/2023)
	33		Darius Johnson at TCU (03/09/2024)
	29		Darius Johnson at West Virginia (02/20/2024)
	25		Darius Johnson vs Ole Miss (12/10/2023)
	25		Darius Johnson vs Charlotte (N) (11/20/2023)
FIELD GOALS MADE	12		Jaylin Sellers vs Stetson (11/26/2023)
	10		Darius Johnson at West Virginia (02/20/2024)
FIELD GOAL ATTEMPTS	23		Darius Johnson at West Virginia (02/20/2024)
	21		Jaylin Sellers at Miami (FL) (11/10/2023)
FIELD GOAL PERCENTAGE (min 5 made)	.857	(6-7)	Antwann Jones vs Oklahoma (02/03/2024)
	.833	(5-6)	Omar Payne at Texas (01/17/2024)
	.833	(5-6)	Darius Johnson vs Maine (12/18/2023)
3 PT FG MADE	5		Darius Johnson at TCU (03/09/2024)
	5		Darius Johnson at West Virginia (02/20/2024)
	5		Darius Johnson vs Baylor (01/31/2024)
3 PT FG ATTEMPTS	15		Darius Johnson at West Virginia (02/20/2024)
	9		Marchelus Avery at West Virginia (02/20/2024)
	9		Jaylin Sellers vs Baylor (01/31/2024)
	9		Marchelus Avery vs South Dakota St. (N) (11/19/2023)
3 PT FG PERCENTAGE (min 2 made)	1.000	(4-4)	Darius Johnson vs Maine (12/18/2023)
	1.000	(3-3)	Nils Machowski at Miami (FL) (11/10/2023)
	1.000	(2-2)	Marchelus Avery vs Oklahoma St. (N) (03/12/2024)
	1.000	(2-2)	C.J. Walker at Oklahoma St. (02/28/2024)
	1.000	(2-2)	Antwann Jones vs Bethune-Cookman (12/29/2023)
FREE THROWS MADE	13		Jaylin Sellers vs Oklahoma (02/03/2024)
	10		Darius Johnson at TCU (03/09/2024)
	10		Shemarri Allen at Oklahoma St. (02/28/2024)
	10		Darius Johnson vs Charlotte (N) (11/20/2023)
FREE THROW ATTEMPTS	14		Jaylin Sellers vs Oklahoma (02/03/2024)
	12		Shemarri Allen at Oklahoma St. (02/28/2024)
	12		Darius Johnson vs Charlotte (N) (11/20/2023)
FREE THROW PERCENTAGE (min 3 made)	1.000	(10-10)	Darius Johnson at TCU (03/09/2024)
	1.000	(8-8)	Marchelus Avery at Houston (01/20/2024)
	1.000	(8-8)	Jaylin Sellers at Texas (01/17/2024)
	1.000	(8-8)	Jaylin Sellers vs Bethune-Cookman (12/29/2023)
	1.000	(7-7)	Jaylin Sellers vs Stetson (11/26/2023)
	1.000	(6-6)	Darius Johnson at BYU (02/13/2024)
	1.000	(6-6)	Ibrahima Diallo vs West Virginia (01/23/2024)
	1.000	(6-6)	Darius Johnson vs Stetson (11/26/2023)
	1.000	(5-5)	Darius Johnson at Texas Tech (02/10/2024)
	1.000	(5-5)	Jaylin Sellers vs Florida A&M (12/21/2023)
	1.000	(4-4)	Thierno Sylla vs Oklahoma St. (N) (03/12/2024)
	1.000	(4-4)	C.J. Walker vs Texas Tech (02/24/2024)
	1.000	(4-4)	Ibrahima Diallo vs Cincinnati (02/17/2024)
	1.000	(4-4)	Darius Johnson vs West Virginia (01/23/2024)
	1.000	(4-4)	Jaylin Sellers at Houston (01/20/2024)
	1.000	(4-4)	Shemarri Allen vs Ole Miss (12/10/2023)
	1.000	(4-4)	Marchelus Avery vs South Dakota St. (N) (11/19/2023)
1.000	(3-3)	Jaylin Sellers vs Oklahoma St. (N) (03/12/2024)	
1.000	(3-3)	Shemarri Allen vs Houston (03/06/2024)	
1.000	(3-3)	Tyler Hendricks at Houston (01/20/2024)	
REBOUNDS	19		Ibrahima Diallo vs BYU (01/13/2024)
	14		Ibrahima Diallo vs Charlotte (N) (11/20/2023)
ASSISTS	10		Darius Johnson vs Baylor (01/31/2024)
	8		Darius Johnson vs Oklahoma (02/03/2024)
STEALS	5		Shemarri Allen vs BYU (01/13/2024)
	5		Darius Johnson vs Ole Miss (12/10/2023)
BLOCKED SHOTS	6		Omar Payne at West Virginia (02/20/2024)
	5		Ibrahima Diallo vs Cal St. Fullerton (11/16/2023)
TURNOVERS	7		Darius Johnson vs Kansas (01/10/2024)
	6		Darius Johnson vs Iowa St. (03/02/2024)
	6		Darius Johnson vs FIU (11/06/2023)

OPPONENT PLAYER GAME HIGHS

POINTS	26		Jalen Blackmon vs Stetson (11/26/2023)
	25		LJ Cryer vs Houston (03/06/2024)
	25		Taylor Perry at Kansas St. (01/06/2024)
	24		RaeQuan Battle at West Virginia (02/20/2024)
	24		Langston Love vs Baylor (01/31/2024)
FIELD GOALS MADE	9		LJ Cryer vs Houston (03/06/2024)
	8		Dan Skillings Jr. at Cincinnati (01/27/2024)
	8		Ithiel Horton at Texas (01/17/2024)
	8		Lu'cye Patterson vs Charlotte (N) (11/20/2023)
	8		Charlie Easley vs South Dakota St. (N) (11/19/2023)
FIELD GOAL ATTEMPTS	19		Dhason Dyson vs Bethune-Cookman (12/29/2023)
	17		LJ Cryer vs Houston (03/06/2024)
FIELD GOAL PERCENTAGE (min 5 made)	1.000	(5-5)	Shannon Grant vs Florida A&M (12/21/2023)
	1.000	(5-5)	Vincent Lee vs Cal St. Fullerton (11/16/2023)
3 PT FG MADE	6		Taylor Perry at Kansas St. (01/06/2024)
	6		Jalen Blackmon vs Stetson (11/26/2023)
3 PT FG ATTEMPTS	13		John-Michael Wright at Oklahoma St. (02/28/2024)
	11		Javon Small vs Oklahoma St. (N) (03/12/2024)
	11		LJ Cryer vs Houston (03/06/2024)
	11		Max Abmas at Texas (01/17/2024)
	11		Taylor Perry at Kansas St. (01/06/2024)
3 PT FG PERCENTAGE (min 2 made)	1.000	(5-5)	Wooga Poplar at Miami (FL) (11/10/2023)
	1.000	(3-3)	Luke Appel vs South Dakota St. (N) (11/19/2023)
	1.000	(3-3)	Javaunte Hawkins vs FIU (11/06/2023)
	1.000	(2-2)	Eemeli Yalaho vs Texas Tech (02/24/2024)
	1.000	(2-2)	Josiah Harris at West Virginia (02/20/2024)
FREE THROWS MADE	12		Jaxson Robinson at BYU (02/13/2024)
	10		Trevin Knell at BYU (02/13/2024)
FREE THROW ATTEMPTS	13		Trevin Knell at BYU (02/13/2024)
	13		Jaxson Robinson at BYU (02/13/2024)
FREE THROW PERCENTAGE (min 3 made)	1.000	(8-8)	RaeQuan Battle at West Virginia (02/20/2024)
	1.000	(8-8)	Jakobi Heady vs Bethune-Cookman (12/29/2023)
	1.000	(8-8)	Stephan Swenson vs Stetson (11/26/2023)
	1.000	(7-7)	Eric Dailey Jr. at Oklahoma St. (02/28/2024)
	1.000	(7-7)	Langston Love vs Baylor (01/31/2024)
	1.000	(6-6)	Joe Toussaint at Texas Tech (02/10/2024)
	1.000	(6-6)	Jalen Blackmon vs Stetson (11/26/2023)
	1.000	(6-6)	Wooga Poplar at Miami (FL) (11/10/2023)
	1.000	(5-5)	John Hugley IV vs Oklahoma (02/03/2024)
	1.000	(5-5)	Taylor Perry at Kansas St. (01/06/2024)
	1.000	(4-4)	Quinn Slazinski at West Virginia (02/20/2024)
	1.000	(4-4)	Aly Khalifa at BYU (02/13/2024)
	1.000	(4-4)	Javian McCollum vs Oklahoma (02/03/2024)
	1.000	(4-4)	Richie Saunders vs BYU (01/13/2024)
	1.000	(4-4)	Grayson Carper vs Cal St. Fullerton (11/16/2023)
	1.000	(4-4)	Dashon Gittens vs FIU (11/06/2023)
	1.000	(4-4)	George Pridgett Jr. vs FIU (11/06/2023)
1.000	(3-3)	Dan Skillings Jr. at Cincinnati (01/27/2024)	
1.000	(3-3)	Derrick Carter-Hollinger Jr. vs Bethune-Cookman (12/29/2023)	
REBOUNDS	14		David N'Guessan at Kansas St. (01/06/2024)
	13		Darrion Williams at Texas Tech (02/10/2024)
ASSISTS	9		Stephan Swenson vs Stetson (11/26/2023)
	8		Jamal Shead vs Houston (03/06/2024)
	8		RayJ Dennis vs Baylor (01/31/2024)
	8		Dajuan Harris Jr. vs Kansas (01/10/2024)
	8		Roderick Coffee III vs Florida A&M (12/21/2023)
STEALS	5		Allen Flanigan vs Ole Miss (12/10/2023)
	5		Bensley Joseph at Miami (FL) (11/10/2023)
BLOCKED SHOTS	5		Brandon Garrison vs Oklahoma St. (N) (03/12/2024)
	4		Moussa Cisse vs Ole Miss (12/10/2023)
	4		Bensley Joseph at Miami (FL) (11/10/2023)



NUMERICAL ROSTER

No.	Name	Pos.	Ht.	Wt.	Yr.	Hometown / High School (Previous Schools)
0	Charlie May	G	6-5	183	R-Fr.	Boca Raton, Fla. / St. Andrews School
1	Antwann Jones	G	6-6	215	5th	Orlando, Fla. / Oak Ridge (Louisiana/Creighton/Memphis)
2	Shemarri Allen	G	6-4	190	5th	Arden, N.C. / T.C. Roberson (UMKC/Cowley CC)
3	Darius Johnson	G	6-1	200	Jr.	Boyd's, Md. / Episcopal [Va.]
4	Comeh Emuobor	G	6-5	205	Fr.	Raleigh, N.C. / Brewster Academy
5	Omar Payne	F	6-10	228	5th	Kissimmee, Fla. / Montverde Academy (Jacksonville/Illinois/Florida)
10	Mintautas Mockus	G/F	6-7	191	Fr.	Klaipeda, Lithuania / Klaipeda Vetrunges Gymnasium
11	Ibrahima Diallo	F	7-0	246	5th	Saly, Senegal / Prolific Prep [Calif.] (San Jose State/Ohio State)
12	DeMarr Langford Jr.	G	6-5	230	Sr.	Worcester, Mass. / Brewster Academy (Boston College)
13	Marchelus Avery	F	6-7	210	Sr.	Richmond, Va./Central Pointe (New Mexico State/NW Florida State)
14	Michael Kalina	G	6-1	174	R-Fr.	Boca Raton, Fla. / North Broward Prep
15	Tyler Hendricks	G	6-6	190	R-Fr.	Fort Lauderdale, Fla. / Calvary Christian Academy
20	Poohpha Warakulnukroh	G	5-11	177	R-So.	Bangkok, Thailand / Montverde Academy
21	C.J. Walker	F	6-8	215	5th	Sanford, Fla. / Oak Ridge (Oregon)
22	Nils Machowski	G	6-3	180	Fr.	Berlin, Germany / Paul-Natorp Gymnasium
24	Jaylin Sellers	G	6-4	196	Jr.	Columbus, Ga. / Carver Montgomery (Ball State)
31	Thierno Sylla	F	6-11	216	So.	Conakry, Guinea / Royal Crown Academic School

ALPHABETICAL ROSTER

No.	Name	Pos.	Ht.	Wt.	Yr.	Hometown / High School (Previous Schools)
2	Shemarri Allen	G	6-4	190	5th	Arden, N.C. / T.C. Roberson (UMKC/Cowley CC)
13	Marchelus Avery	F	6-7	210	Sr.	Richmond, Va./Central Pointe (New Mexico State/NW Florida State)
11	Ibrahima Diallo	F	7-0	246	5th	Saly, Senegal / Prolific Prep [Calif.] (San Jose State/Ohio State)
4	Comeh Emuobor	G	6-5	205	Fr.	Raleigh, N.C. / Brewster Academy
15	Tyler Hendricks	G	6-6	190	R-Fr.	Fort Lauderdale, Fla. / Calvary Christian Academy
1	Antwann Jones	G	6-6	215	5th	Orlando, Fla. / Oak Ridge (Louisiana/Creighton/Memphis)
3	Darius Johnson	G	6-1	200	Jr.	Boyd's, Md. / Episcopal [Va.]
14	Michael Kalina	G	6-1	174	R-Fr.	Boca Raton, Fla. / North Broward Prep
12	DeMarr Langford Jr.	G	6-5	230	Sr.	Worcester, Mass. / Brewster Academy (Boston College)
22	Nils Machowski	G	6-3	180	Fr.	Berlin, Germany / Paul-Natorp Gymnasium
0	Charlie May	G	6-5	183	R-Fr.	Boca Raton, Fla. / St. Andrews School
10	Mintautas Mockus	G/F	6-7	191	Fr.	Klaipeda, Lithuania / Klaipeda Vetrunges Gymnasium
5	Omar Payne	F	6-10	228	5th	Kissimmee, Fla. / Montverde Academy (Jacksonville/Illinois/Florida)
24	Jaylin Sellers	G	6-4	196	Jr.	Columbus, Ga. / Carver Montgomery (Ball State)
31	Thierno Sylla	F	6-11	216	So.	Conakry, Guinea / Royal Crown Academic School
21	C.J. Walker	F	6-8	215	5th	Sanford, Fla. / Oak Ridge (Oregon)
20	Poohpha Warakulnukroh	G	5-11	177	R-So.	Bangkok, Thailand / Montverde Academy

COACHING STAFF

Head Coach: Johnny Dawkins (Duke, 1986) - Eighth Season
Assistant Coach: Kevin Norris (Miami, 1998) - Eighth Season
Assistant Coach: Robbie Laing (Troy, 1982) - Eighth Season
Assistant Coach: Mamadou N'Diaye (Auburn, 2000) - Third Season
Assistant Coach/Recruiting Coordinator: Tyson Waterman (Winthrop, 2000) - First Season
Assistant Coach: Ben Witherspoon (Embry-Riddle, 2006) - Second Season
Director of Player Development: Kelvin Johnson (Richmond, 1985) - Seventh Season
Director of Operations: Jaycob Ammerman (Flagler, 2013) - Eighth Season
Assistant Director of Operations: Morgan Leonard (UCF, 2018) - Fifth Season
Athletic Trainer: Raymond Chiu (Texas, 2015) - Fifth Season
Head Strength Coach: Charles Stephenson (Virginia, 1989) - Third Season
Assoc. Director of Equipment: John Whitford (Manchester, 1995) - 21st Season

PRONUNCIATION GUIDE

#	Player Name	First Name	Last Name	Notes
4	Comeh Emuobor	Comb-AY	Eh-mo-bor	--
5	Omar Payne	--	Pain	--
10	Mintautas Mockus	Min-toe-tuss	Motz-kuss	--
11	Ibrahima Diallo	EE-bruh-heem-uh	--	--
13	Marchelus Avery	Mar-chell-us	--	--
14	Michael Kalina	--	Kuh-leen-uh	--
20	Poohpha Warakulnukroh	Pooh-pa	War-uh-COOL-nuh-crow	--
22	Nils Machowski	Kneels	Mah-hov-ski	--
31	Thierno Sylla	Tee-air-no	Sill-uh	--
AC	Robbie Laing	--	Lang	Hard A
AC	Mamadou N'Diaye	Mom-uh-doo	N-jai	Rhymes with try and dry
DOBO	Jaycob Ammerman	Jacob	Am-err-man	Like hammer, but without "H"
AT	Raymond Chiu	--	Chew	--

BREAKDOWN BY CLASS

5th Year	Sophomore
Shemarri Allen (G)	Thierno Sylla (F)
Ibrahima Diallo (F)	Poohpha Warakulnukroh (G) ^
Antwann Jones (G)	
Omar Payne (F)	
C.J. Walker (F)	Freshman
	Comeh Emuobor (G)
	Tyler Hendricks (G) ^
Senior	Michael Kalina (G) ^
Marchelus Avery (F)	Nils Machowski (G)
DeMarr Langford Jr. (G)	Charlie May (G) ^
	Mintautas Mockus (G/F)
Junior	
Darius Johnson (G)	
Jaylin Sellers (G)	* - Have utilized a redshirt

BREAKDOWN BY LOCATION

Florida	5
C.J. Walker (Sanford)	
Michael Kalina (Boca Raton)	
Tyler Hendricks (Fort Lauderdale)	
Charlie May (Boca Raton)	
Antwann Jones (Orlando)	
Omar Payne (Kissimmee)	
North Carolina	2
Shemarri Allen (Arden)	
Comeh Emuobor (Raleigh)	
Georgia	1
Jaylin Sellers (Columbus)	
Maryland	1
Darius Johnson (Boyd's)	
Massachusetts	1
DeMarr Langford Jr. (Worcester)	
Virginia	1
Marchelus Avery (Richmond)	
International Knights	
Germany	1
Nils Machowski (Berlin)	
Guinea	1
Thierno Sylla (Conakry)	
Lithuania	1
Mintautas Mockus (Klaipeda)	
Senegal	1
Ibrahima Diallo (Saly)	
Thailand	1
Poohpha Warakulnukroh (Bangkok)	

BREAKDOWN BY HEIGHT

Ibrahima Diallo	7'0"
Thierno Sylla	6'11"
Omar Payne	6'10"
C.J. Walker	6'8"
Marchelus Avery	6'7"
Mintautas Mockus	6'7"
Tyler Hendricks	6'6"
Antwann Jones	6'6"
Comeh Emuobor	6'5"
DeMarr Langford Jr.	6'5"
Charlie May	6'5"
Shemarri Allen	6'4"
Jaylin Sellers	6'4"
Nils Machowski	6'3"
Darius Johnson	6'1"
Michael Kalina	6'1"
Poohpha Warakulnukroh	5'11"

TV ROSTER



#0 - Charlie May
G • R-Fr. • 6-5
Boca Raton, Fla.



#1 - Antwann Jones
G • 5th • 6-6
Orlando, Fla.



#2 - Shemarri Allen
G • 5th • 6-4
Arden, N.C.



#3 - Darius Johnson
G • Jr. • 6-1
Boysds, Md.



#4 - Comeh Emuobor
G • Fr. • 6-5
Raleigh, N.C.




#5 - Omar Payne
F • 5th • 6-10
Kissimmee, Fla.



#10 - Mintautas Mockus
G/F • Fr. • 6-7
Klaipeda, Lithuania



#11 - Ibrahima Diallo
F • 5th • 7-0
Saly, Senegal



#12 - DeMarr Langford Jr.
G • Sr. • 6-5
Worcester, Mass.



#13 - Marchelus Avery
F • Sr. • 6-7
Richmond, Va.



#14 - Michael Kalina
G • R-Fr. • 6-1
Boca Raton, Fla.



#15 - Tyler Hendricks
G • R-Fr. • 6-6
Fort Lauderdale, Fla.



#20 - Poohpha Warakulnukroh
G • R-So. • 5-11
Bangkok, Thailand



#21 - C.J. Walker
F • 5th. • 6-8
Sanford, Fla.



#22 - Nils Machowski
G • Fr. • 6-3
Berlin, Germany



#24 - Jaylin Sellers
G • Jr. • 6-4
Columbus, Ga.



#31 - Thierno Sylla
F • So. • 6-11
Conakry, Guinea

Coaching Staff



Johnny Dawkins
Head Coach
Eighth Season



Kevin Norris
Assistant Coach
Eighth Season



Robbie Laing
Assistant Coach
Eighth Season



Mamadou N'Diaye
Assistant Coach
Third Season



Tyson Waterman
Assistant Coach/
Recruiting Coordinator
First Season



Ben Witherspoon
Assistant Coach
Second Season