

# The Dalí Museum **experience book**



An introduction to The Dalí for families  
or visitors with special needs.



## Dear Caregivers,

This guide is meant to be read in preparation for a visit to the Museum. In this guide you will learn about what you will see and do during your visit. Please see the symbol key to better understand potential sensory challenges. For special accommodations, please contact [VisitorExperience@TheDali.org](mailto:VisitorExperience@TheDali.org) ahead of your visit.

## Accessibility

The Museum's galleries are wheelchair accessible.

The Museum has four wheelchairs for public use, which are available on a first come, first serve basis, and cannot be reserved. There are designated accessible parking spaces located in the blacktop parking lots immediately adjacent to the Museum's south and west sides. The building was designed and constructed according to current ADA standards. In the course of planning for future expansions and renovations, The Dalí is committed to a building providing full access to all.

## Hours

The Dalí Museum is open daily 10am-6pm (until 8pm on Thursdays). The Museum is closed Thanksgiving Day and Christmas Day. To see any upcoming special hours, please visit [TheDali.org/hours](https://TheDali.org/hours).

## For Your Comfort

The Dalí follows international standards for gallery climate: 68-72 degrees Fahrenheit, with approximately 50% humidity. Please plan your attire accordingly.

## Ticketing

Advanced timed tickets are required and can be purchased for your preferred date and time at [TheDali.org/tickets](https://TheDali.org/tickets).

## Parking

Convenient on-site parking is available for \$10 on a first come, first serve basis. Parking is free for members as available. There are also various surface lots, street parking and city parking garages in the vicinity. Parking fees vary.

## The Distract Pak<sup>©</sup>

This "tool kit" is available at admissions with small sensory items that can help prevent distress and provide relief from anxiety & sensory overload in a variety of situations for individuals with autism spectrum disorder.

## Explore Before You Come

You may want to take a 360° Virtual Tour, available [on our website](https://TheDali.org/virtual-tour), to help prepare for your visit.

# table of contents

## Introduction:

- 2 [Caregiver Letter](#)
- 3 [Accessibility Information](#)
- 4 [Table of Contents](#)
- 5 [Experience Guide Visual Key](#)
- 6 [Arriving at The Dalí](#)
- 7 [Outside at The Dalí](#)

## The Ground Floor:

- 9 [Ground Floor Map](#)
- 10 [Admissions at The Dalí](#)
- 12 [Museum Store](#)
- 13 [The Rainy Rolls Car](#)
- 14 [Dalí Lives](#)
- 15 [Café Gala at The Dalí](#)
- 16 [Information Station](#)
- 17 [Raymond James Community Room](#)
- 18 [Will Raymund Theater](#)
- 19 [Stavros Education Classroom](#)
- 20 [Bathrooms](#)
- 21 [Elevators](#)
- 22 [Spiral Staircase](#)

## The Top Floor:

- 23 [Top Floor Map](#)
- 24 [Overlook](#)
- 25 [Galleries](#)
- 26 [Docent Tours](#)
- 27 [Dreams of Dalí](#)
- 28 [Contemplation Room](#)
- 29 [Hough Family Wing](#)

## The Avant-Garden:

- 30 [Avant-Garden](#)
- 31 [The Labyrinth](#)
- 32 [Dalí Mustache Statue](#)
- 33 [Wish Tree](#)

# experience guide key



Visual



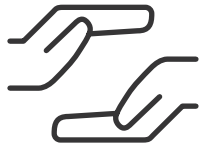
Touch



Auditory




Wait



Share

# arriving at the dali



One of the first sights we see when we're getting close to the Museum is the Albert Whitted Airport. The airport is located right across the street from the Museum, and provides a great view of airplanes during their takeoff and landing. We'll be ready for occasional loud noises and the sight of aircrafts in action.



Once we get to the Museum, we will park our car in a lot if space allows. If the Museum is busy, we may have to briefly wait in line for our parking pass and parking spot. After parking, we will gather the things we need and walk across the lot to the Museum entrance.

# outside at the dalí



Visual



Share



If we have large bags or backpacks, we will leave them in our car or the free lockers located outside the Museum. If you have medical supplies you need to bring inside, please let a security know.

# outside at the dalí



Visual








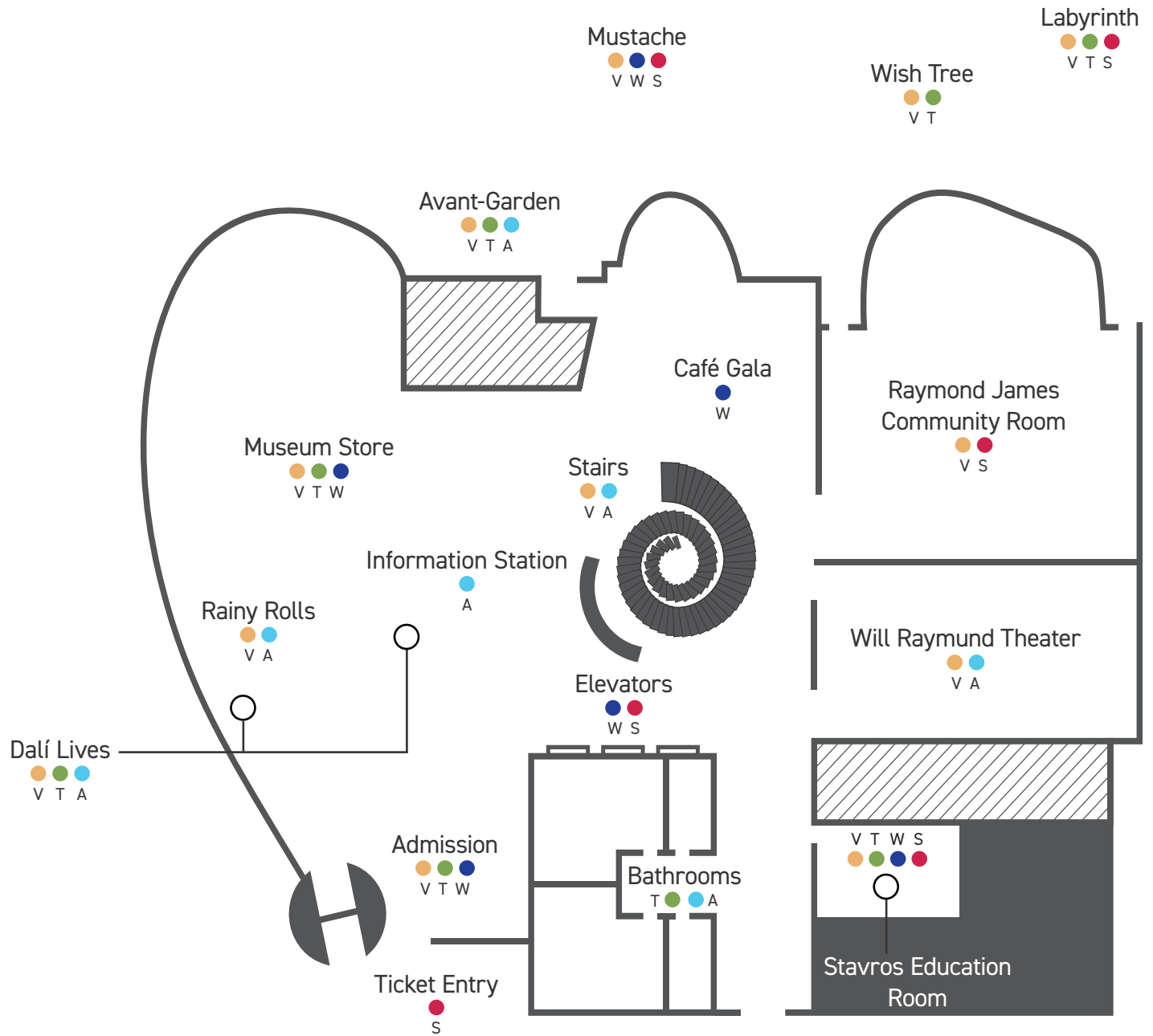
As we walk up to the Museum's entrance, we will see a grotto, an area with a fountain and many plants. There might be a staff member or volunteer there to help us inside.





# ground floor

-   
Visual v
-   
Touch T
-   
Auditory A
-   
Wait w
-   
Share s



# admissions at the dalí

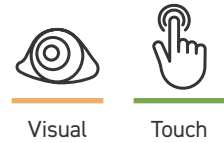


Wait




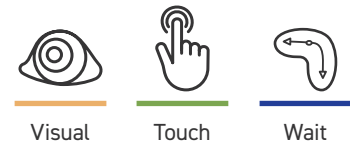
When we enter the Museum, we will wait in line for entry. Don't worry; it shouldn't take too long. There will be other adults, kids and families at the Museum too.

# admissions at the dalí



While we're at the Museum, we will all have to wear wristbands. If our wristbands are too tight or too loose, we can ask an adult to resize them for us.

# museum store at the dalí



The Museum Store is full of interesting and cool things that are related to Salvador Dalí or a special exhibit. Some objects may be fragile so make sure you chat with your adult about what objects are OK to touch and explore. If the Museum is busy, you may have to wait in line to purchase items, but don't worry, it won't take too long.


# rainy rolls car at the dalí



Visual



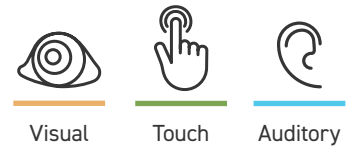
Auditory



While we're in the Museum Store, we might hear and see the interactive Rainy Rolls Car. The car is really cool, but it occasionally produces the sound of thunder and flashes of lightning, sounds which may be loud, but it won't last too long.



# dalí lives



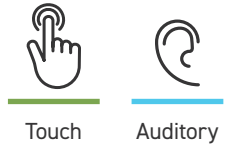
See Dalí come to life through artificial intelligence. You will need to touch to begin and hear Dalí talk to you.

# café gala at the dalí



Café Gala is where visitors to the Museum can buy food. The food usually smells good and may make us hungry. We can order food here and enjoy it at the dining tables. We will practice patience here if we have to wait in line to order and wait for our food to be prepared.


# information station



We can go to the front desk to ask questions or get a map. The information station attendants know all about the museum. We may choose to experience the Museum's exhibits while listening to an audio tour. The information station attendant will show us how to get started. To enhance your visit and to enjoy the Museum anywhere, anytime download the free [Dalí Museum App](#).



# raymond james community room



The Raymond James Community Room is open to visitors to eat or to see artwork. The room is very large and has big windows that provide a nice view of the garden. Sometimes this room may be closed for private events.

# will raymund theater



Visual

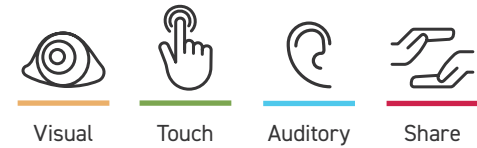


Auditory



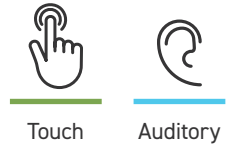
The theater shows 2 10-minute films “Welcome to the Museum” and “Surrealism: The Big Ideas.” It can be very dark, to allow everyone to see the screen.

# stavros education classroom



In the Stavros Education Classroom, we might watch a movie, make arts and crafts, or learn something new. It might be bright or darkly lit depending on the activity, and we might get to use markers or crayons, scissors and colored paper. We'll be sure to clean up after ourselves so others can also enjoy.

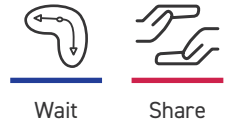
# bathrooms at the dalí



There are public bathrooms on the ground and top floors of the Museum, around the corner from the elevators. The automatic flushing toilets can be loud.


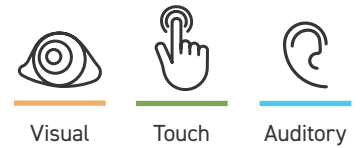


# elevators at the dalí








We may use the elevator to go up or down levels. A Museum security guard will always be near the elevator in case we need help. We will always enter the elevator with an adult and will be prepared to share the space. Museum security guards will be all around during our visit. They are here to keep us and the Museum's art safe. If we need help, or if we have a question, we can ask a security guard.

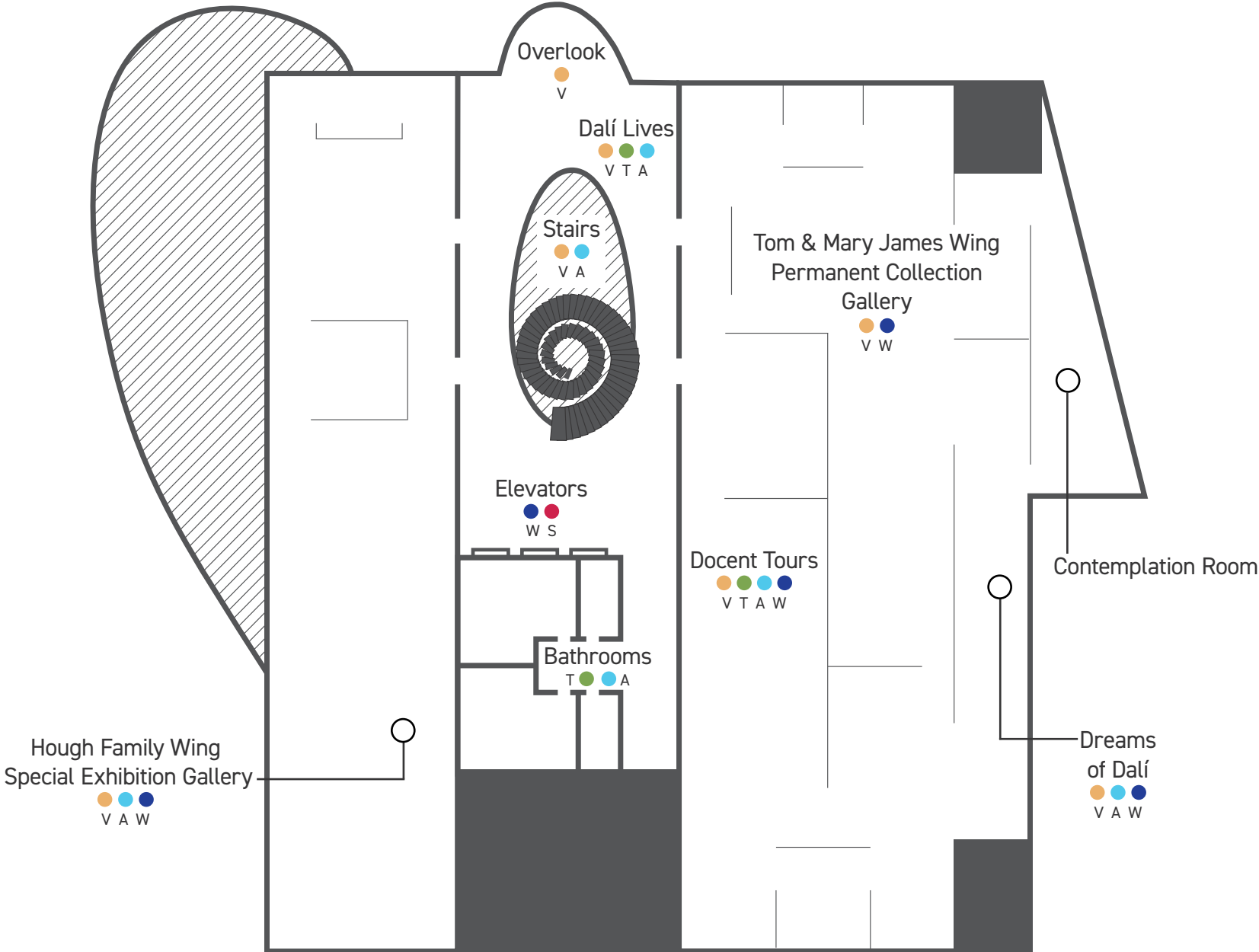
# stairs at the dalí



We may use the stairs to go up or down levels.  
The stairs are very big and are in a spiral shape.  
The stairs are located near the center of the Museum.  
We will be careful if we choose to walk up or down  
the stairs. We will hold onto the railing to be safe.

# top floor


- 
  
 Visual v
- 
  
 Touch T
- 
  
 Auditory A
- 
  
 Wait w
- 
  
 Share s



# overlook at the dalí



Visual



When we arrive on the top floor, we will see the Overlook. Looking through the glass triangles, we can see part of Tampa Bay. The Overlook is very safe, so even people who are scared of heights may enjoy the view.





# galleries at the dalí



Visual



Auditory




The Museum keeps its art in galleries. We'll see all kinds of different artworks, in different sizes and colors. It's important we think about our bodies as we share space with others and the art.

Sometimes these spaces can be crowded, so we may need to wait to see a particular work of art up close.

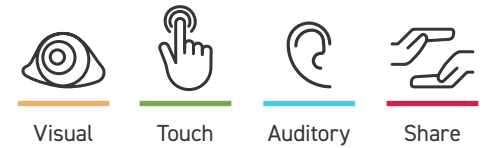


# docent tours at the dalí



The Museum offers tours and pop-up tours of the galleries led by docents. Docents are volunteers who enjoy sharing information about art with visitors. Ask the information station for these tours.

# dreams of dalí




We may want to try a special experience for Museum visitors who are 13 years and older, called “Dreams of Dalí.” This is a Virtual Reality experience that requires us to wear special goggles and headphones to experience what it's like inside a Salvador Dalí painting. It lasts about 3 minutes, and we can stop it at any time. A Dalí Museum staff member will help us put on our goggles & headphones and answer any questions we have.

# contemplation room at the dalí




If we need a peaceful space to relax, we can visit the Contemplation Room. This room is quiet and has chairs to sit on if we want to rest.

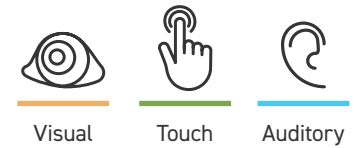
# hough family wing



The Museum sometimes has special exhibitions that are only here for a few months. These will be in the galleries to the left as you exit the elevators, or directly in front of you as you finish climbing the stairs. Sometimes the walls outside the galleries have pretty designs on them.


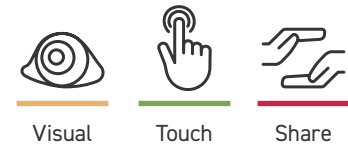


# avant-garden at the dalí



The Dalí Museum has a special outside area called the Avant-garden. The Avant-garden has places for sitting and eating, as well as special sculptures and beautiful plants.

# labyrinth at the dalí



A labyrinth is a path with lots of turns and only one entrance and exit. If we follow the labyrinth in the Museum's Avant-garden, we will find a tall cypress tree in the center. We'll want to retrace our steps back to the entrance to get out. People who don't like small or tight spaces may want to skip the labyrinth.

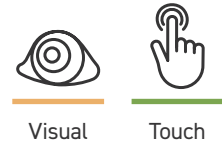
# dalí mustache



Salvador Dalí was famous for his long, curled mustache. We can take a picture by the giant mustache sculpture to remember our visit.




# wish tree



In the garden, we can make wishes, write them on our wristbands and tie them to the Wish Tree.

# enjoy your visit to the dalí



TheDali.org 727.823.3767  
One Dalí Blvd, St. Petersburg, FL 33701