

# Results from Pulse Survey #3

UC Berkeley Student Experiences in Fall 2020

2 December 2020



As we continually adjust to the changes due to the COVID-19 pandemic, UC Berkeley is administering Pulse Surveys every few weeks to better understand and address student needs. During the 11th and 12th weeks of classes, all undergraduate (N = 30,799) and graduate students (N = 11,548) were invited to take the third Pulse Survey. The response rate was 33% (n = 10,212) for undergraduates and 34% (n = 3,890) for graduate students.

## Tools that connect students with advisors

*Percent of students who said they used these tools to connect with advisors and satisfaction with the tool*



### Undergraduates

Used	Satisfied
82%	91%
83%	89%
47%	86%
27%	84%

### Graduate students

Used	Satisfied
96%	92%
91%	91%
42%	84%
14%	83%

Zoom  
Emails  
bCourses  
Google Meet



## How students will source books, articles, and films for the remainder of the term

### Undergraduates



85%
38%
31%
32%
69%

bCourses  
Library licensed resources  
Buy or rent print copy  
Buy or rent electronic copy  
Find PDF elsewhere

### Graduate students

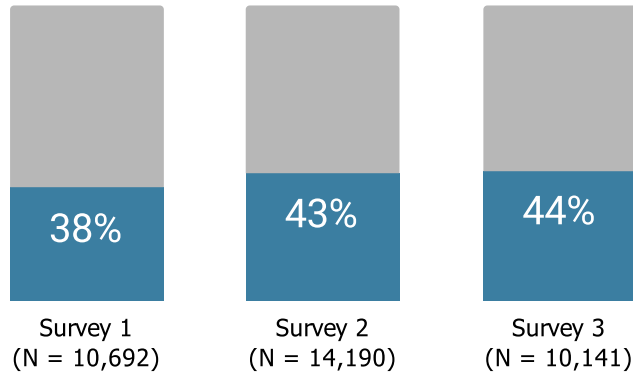
73%
49%
30%
26%
66%



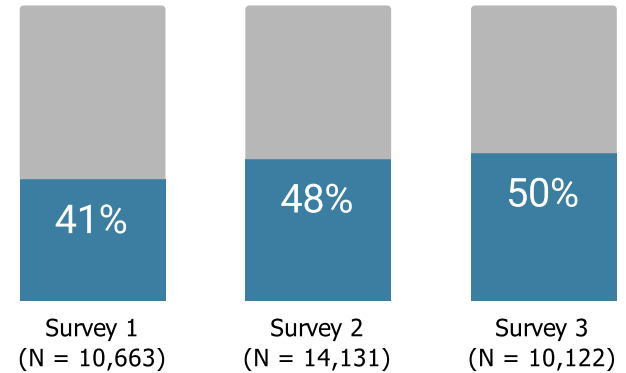
## Student mental health

According to the latest survey results, responses related to Depression have stabilized; however responses related to Anxiety are continuing to increase. The pulse surveys were conducted about four weeks apart.

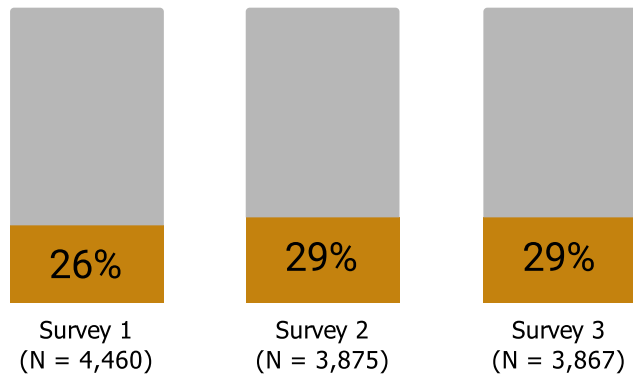
Undergraduates: Percent of responses associated with major depressive disorder



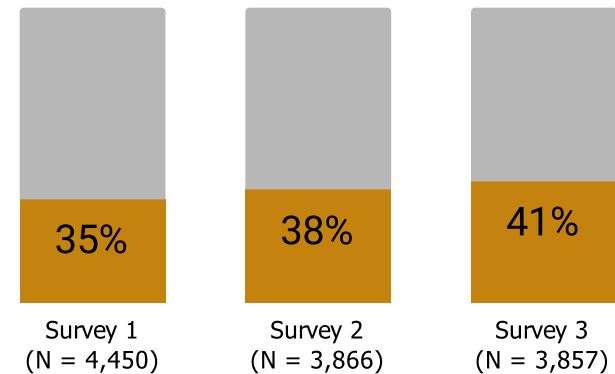
Undergraduates: Percent of responses associated with generalized anxiety disorder



Graduate students: Percent of responses associated with major depressive disorder



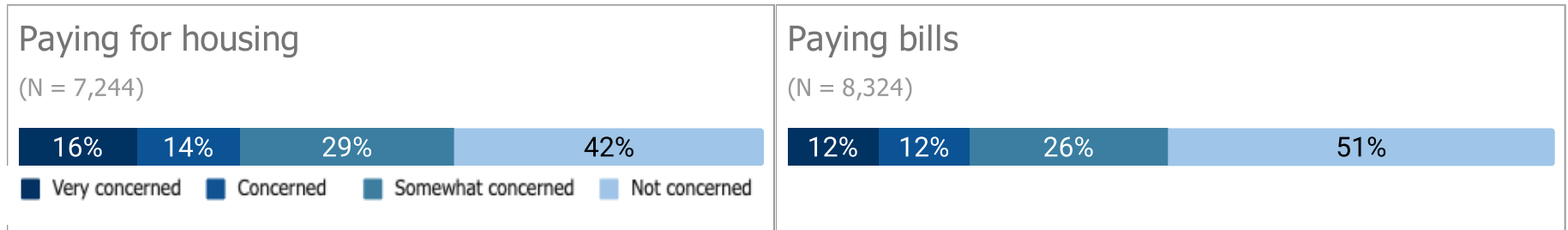
Graduate students: Percent of responses associated with generalized anxiety disorder



## Concerns about covering basic needs for the remainder of the term

### Undergraduates

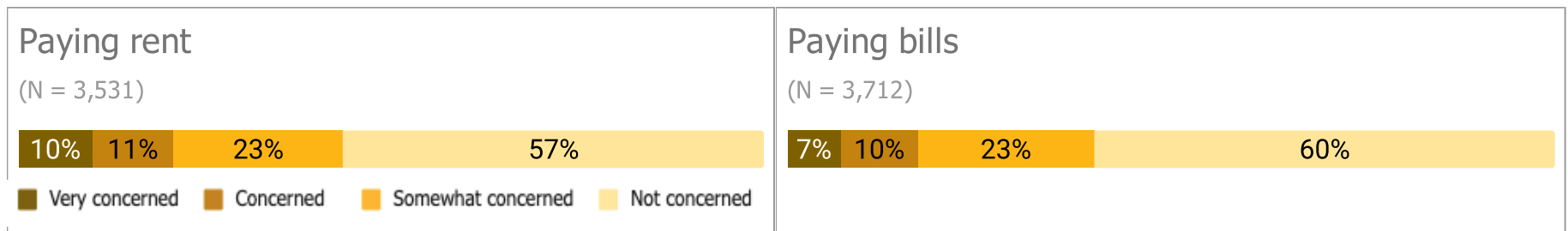
Many undergraduates are struggling to meet basic needs with 16% who are very concerned and 14% who are concerned about paying for housing for the remainder of Fall 2020. Almost one quarter of undergraduates are concerned about paying for other bills such as medicine, food, and clothing.



As a pre-COVID19 comparison, the University of California Undergraduate Experience Survey 2018 results showed that 21% of UC Berkeley undergraduates worried about their debt and financial circumstances "Very often," 13% worried "Often," and a further 33% worried "Somewhat often" or "Occasionally." The remaining 33% reported "Rarely" or "Never" worrying about these issues.

### Graduate students

Compared with undergraduates, a smaller proportion of graduate students is concerned about covering basic needs. However, over one-fifth are concerned about paying rent and 17% are concerned about paying for other bills.



\*Percents may not sum to 100% due to rounding.

## Spring 2021 plans

### Undergraduates

95% (n = 9,403) of surveyed undergraduates were planning to enroll and an additional 3% (n = 338) were unsure about enrolling in Spring 2021.

#### 99% of undergraduates may enroll



Of undergraduates who may enroll, 38% will move to be closer to campus, 25% permanently live in the Bay Area, and 13% are unsure if they will move to the Bay Area to be closer to campus.

76% may live in the Bay Area in Spring 2021

### Graduate students

97% (n = 3,675) of surveyed graduate students were planning to enroll and an additional 2% (n = 74) were unsure about enrolling in Spring 2021.

#### 99% of graduate students may enroll



Of graduate students who may enroll, 45% will move to be closer to campus, 29% permanently live in the Bay Area, and 8% are unsure if they will move to the Bay Area to be closer to campus.

82% may live in the Bay Area in Spring 2021

## Remote proctoring

### Undergraduates report that remote proctoring...

