

# Results from Pulse Survey #3

UC Berkeley Student Experiences in Spring 2021  
 April 2021



As we continually adjust to the changes due to the COVID-19 pandemic, UC Berkeley administered seven Pulse Surveys in the 2020-21 academic year to better understand and address student needs. The third survey of Spring 2021 was during the 12th to 14th week of classes, all undergraduate (N = 28,672) and graduate students (N = 11,359) were invited to take the final Pulse Survey. The response rate was 30% (n = 8,684) for undergraduates and 25% (n = 2,819) for graduate students.

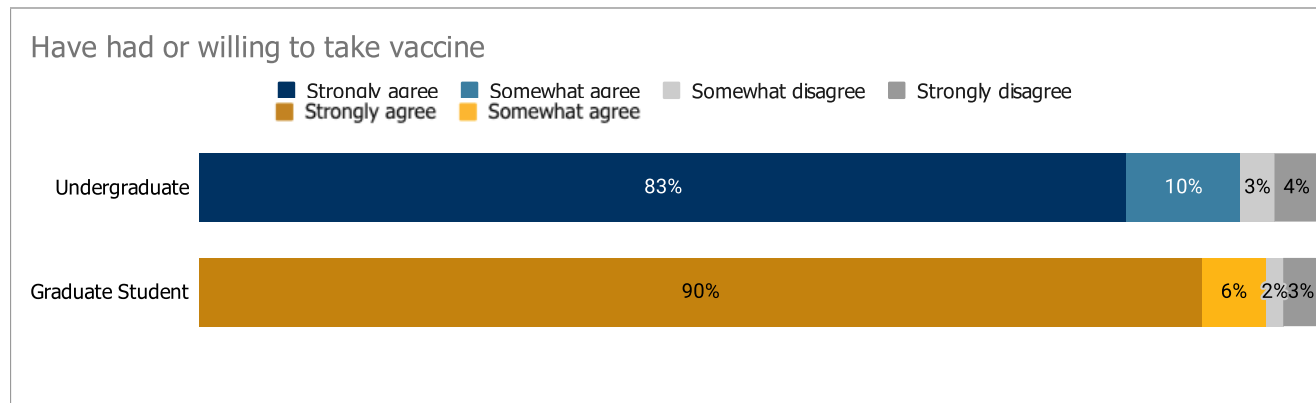
## COVID-19 vaccine

**92% of undergraduates both understand how COVID vaccines work and believe the vaccines prevent COVID, and 93% of undergraduates have had or are willing to take the vaccine.**

Believe vaccines protect from COVID	Understand how vaccines protect from COVID			
	Strongly agree	Somewhat agree	Somewhat disagree	Strongly disagree
Strongly agree	59%	16%	1%	0%
Somewhat agree	5%	12%	2%	0%
Somewhat disagree	0%	1%	1%	0%
Strongly disagree	0%	0%	0%	1%

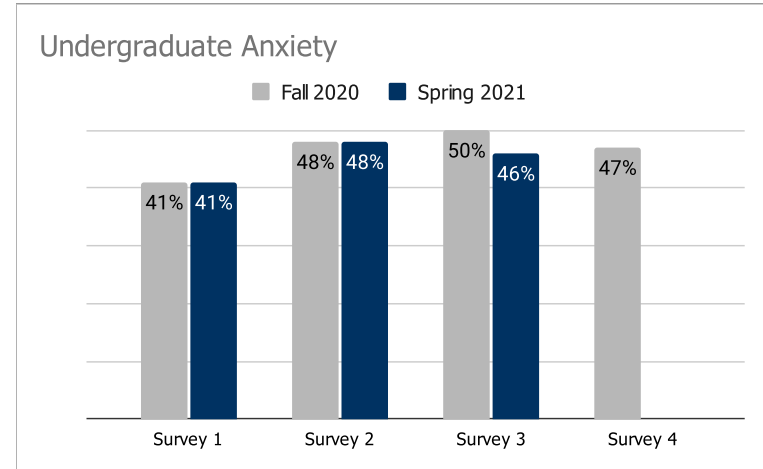
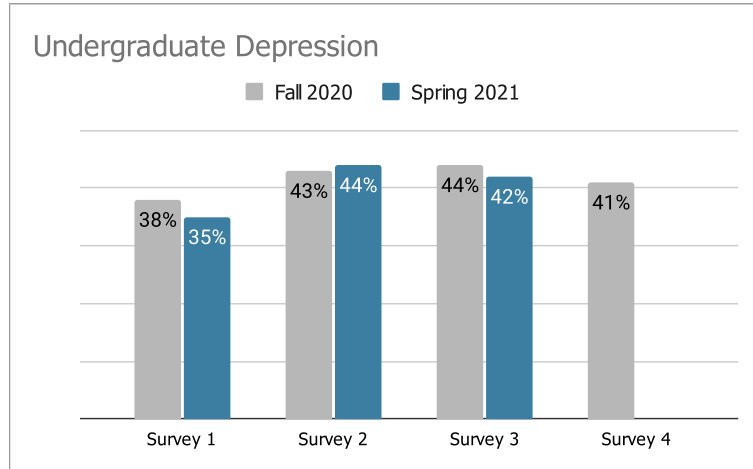
**95% of graduate students both understand how COVID vaccines work and believe the vaccines prevent COVID, and 95% of graduate students have had or are willing to take the vaccine.**

Believe vaccines protect from COVID	Understand how vaccines protect from COVID			
	Strongly agree	Somewhat agree	Somewhat disagree	Strongly disagree
Strongly agree	66%	16%	1%	0%
Somewhat agree	4%	8%	1%	0%
Somewhat disagree	0%	1%	0%	0%
Strongly disagree	0%	0%	0%	1%

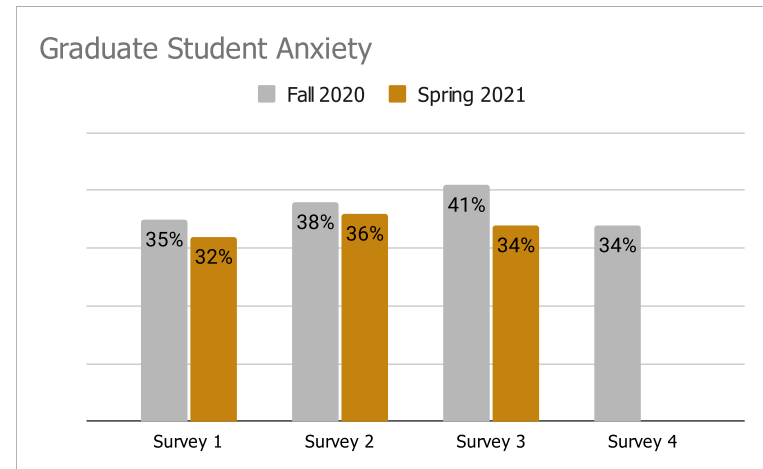
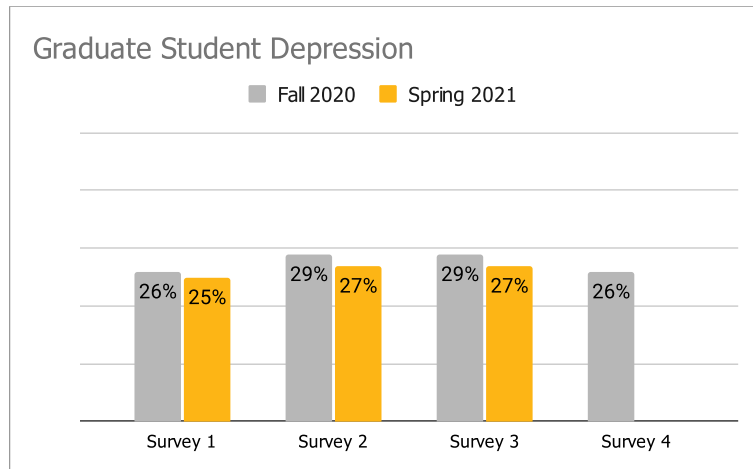


### Student mental health

Similar to Fall 2020, rates of depression and anxiety among undergraduates increased then leveled off or decreased in Spring 2021.

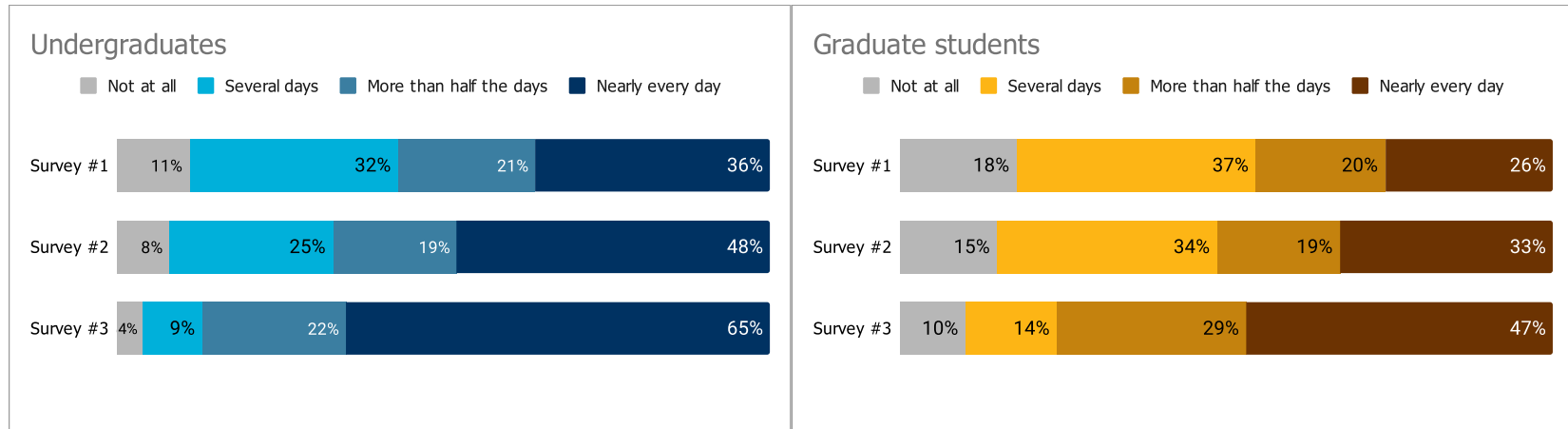


Rates of depression and anxiety among graduate students have increased since the first pulse survey of this term, similar to the trend in Fall 2020.



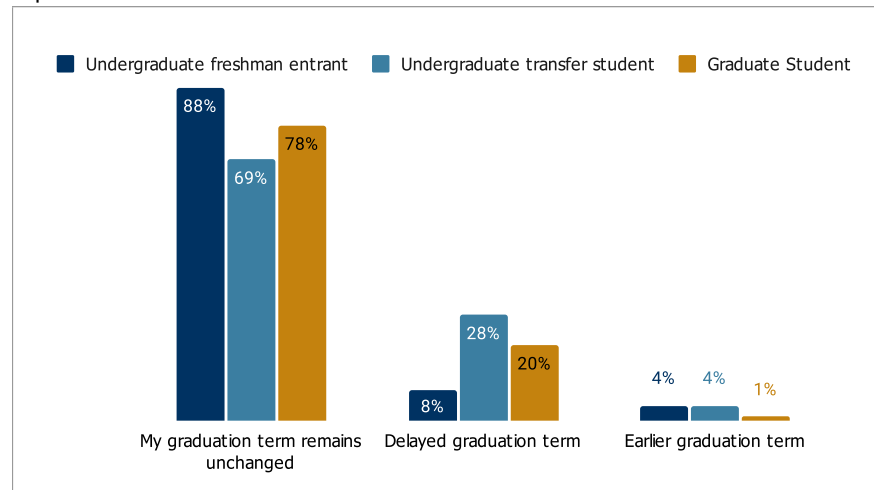
### Remote instruction over Zoom

The proportion of students reporting Zoom burnout "nearly every day" increased for all students as the term went on until it became almost two-thirds of undergraduates and 45% of graduate students. Undergraduates continue to report higher rates of Zoom burnout than graduate students.



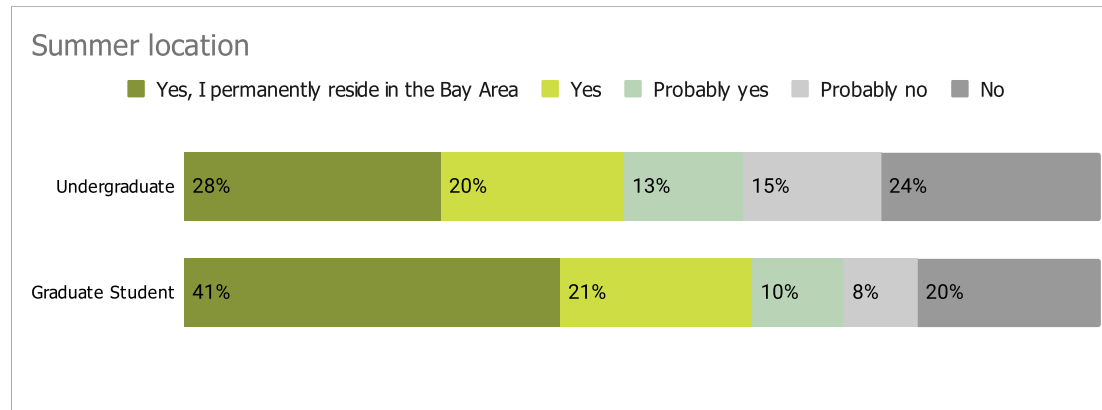
### Effect of COVID on planned term of graduation

While the pandemic did not affect graduation plans for most students, it has delayed the term of graduation of more than a quarter of undergraduate transfer students and one-fifth of graduate students. A lower proportion of undergraduates who entered as freshmen were affected. And a small percentage of students graduated earlier than planned because of the pandemic.



### Geographic location during summer

The majority of students, 61% of undergraduates and 72% of graduate students, plan to live in the Bay Area this summer.



### Fall 2021 plans

#### Undergraduate

**97%**

Percent of currently enrolled students **will enroll** in Fall 2021  
(excluding the 14% of undergraduates and 20% of graduate students who will have graduated)

**2.5%**

Percent of currently enrolled students who are **unsure** if they will enroll in Fall 2021

**0.6%**

Percent of currently enrolled students who **will not enroll** in Fall 2021

*Most common reasons why undergraduates (N = 227) will not or might not enroll in Fall 2021 were poor mental health, general uncertainty about post-COVID priorities, financial concerns, and concerns about COVID infection. For graduate students (N = 69), the top reasons were general uncertainty about post-COVID priorities, financial concerns, poor mental health, and visa issues.*

**80%**

Percent of students who will or might enroll in Fall 2021 and **plan to attend in-person classes**  
(excluding study abroad, military service, and graduate online programs)

**16%**

Percent of students who are **unsure** if they will attend in-person classes in Fall 2021

**4%**

Percent of students who **will not attend in-person classes** in Fall 2021

*Most common reasons why undergraduates (N = 1,427) might not attend in-person classes in Fall 2021 were concerns about COVID infection, financial concerns, general uncertainty about post-COVID priorities, and poor mental health. For graduate students (N = 429), the top reasons were concerns about COVID infection and general uncertainty about post-COVID priorities.*

#### Graduate students

**97%**

**2.5%**

**0.8%**

**77%**

**17%**

**6%**