



Program

BSc Nursing Curriculum

Regulation

OUR CHANCELLOR



SPIRITUAL PRINCIPLES IN EDUCATION

Tomorrow's world will be shaped by today's children. In their tender minds, it is easy to cultivate universal human values. If you walk through a field of soft, green grass a few times; you will quickly make a path; whereas it takes countless trips to forge a trail on a rocky hillside. Teaching of universal spiritual principles and human values should be standard part of the general education, not only the responsibility of the family. This should not be delayed by further, for if there is delay, the future generations will be lost to the world.

Sri Mata Amritanandamayi Devi, "Living in Harmony"

Table of Content

Sl. No.	Content	Page No.
1.	Philosophy	1
2.	Programme Objective	2
3.	Programme Specific Objectives	2
4.	Admission Requirements	3
5.	Course Duration	3
6.	Examination & Evaluation Grade	4-5
7.	Course of Instruction	5-7
8.	Scheme of Examination	7-9
9.	Anatomy and Histology	10-12
10.	Physiology	13-17
11.	Microbiology	18-20
12.	Nutrition	21-25
13.	Biochemistry	26-28
14.	Psychology	29-32
15.	Foundations of Nursing	33-54
16.	English	55-56
17.	Regional Language	57
18.	Introduction to Computer Application	58-59
19.	Medical Surgical Nursing I (Adult including Geriatrics)	60-76
20.	Pharmacology	77-82
21.	Pathology & Genetics	83-88
22.	Community Health Nursing – I	89-94
23.	Sociology	95-98
24.	Communication and Educational Technology	99-102
25.	Medical Surgical Nursing II (Adult including Geriatrics)	103-116
26.	Child Health Nursing	117-122
27.	Mental Health Nursing	123-132
28.	Maternity Nursing Including Gynaecological Nursing I	133-146
29.	Maternity Nursing Including Gynaecological Nursing II	147-149
30.	Community Health Nursing - II	150-158
31.	Nursing Research and Statistics	159-164
32.	Management of Nursing Service and Education	165-172



A M R I T A
VISHWA VIDYAPEETHAM
U N I V E R S I T Y

B. Sc NURSING CURRICULUM
(From 2010 Admission)

Bachelor of Science in Nursing [B. Sc Nursing] programme at AMRITA VISHWA VIDYAPEETHAM (Deemed University) is four-year degree course.

Philosophy

INC believes that:

Health is a state of well-being that enables a person to lead a psychologically, socially and economically productive life. Health is a right of all the people. Individuals, families and communities have a responsibility towards maintaining their health.

Nursing contributes to the health services in a vital and significant way in the health care delivery system. It recognizes national health goals and is committed to participate in the implementation of National Health policies and programmes. It aims at identifying health needs of the people, planning and providing quality care in collaboration with other health professionals and community groups.

Scope of nursing practice encompasses provision of promotive, preventive, curative and rehabilitative aspects of care to people across their life span in wide variety of health care settings. Practice of nursing is based upon application of basic concepts and principles derived from the physical, biological and behavioral sciences, medicine and nursing.

Nursing is based on values of caring, and aims to help individuals to attain independence in self-care. It necessitates development of compassion and understanding of human behavior among its practitioners to provide care with respect and dignity and protect the rights of individuals and groups.

Undergraduate nursing program is broad based education within an academic framework specifically directed to the development of critical thinking skills, competencies and standards required for practice of professional nursing and midwifery as envisaged in National Health Policy 2002.

The teachers have the responsibility to be role models and create learning environment that enables students to acquire inquiry driven, self directed learning and foster an attitude of life long learning.

Under graduate nursing education program prepares its graduates to become exemplary citizen by adhering to code of ethics and professional conduct at all times in fulfilling personal, social and professional obligations so as to respond to national aspirations.

Programme Objective

The aim of the undergraduate nursing program is to:

- Prepare graduates to assume responsibilities as professional, competent nurses and midwives in providing promotive, preventive, curative, and rehabilitative services.
- Prepare nurses who can make independent decisions in nursing situations, protect the rights of and facilitate individuals and groups in pursuit of health, function in the hospital, community-nursing services and conduct research studies in the areas of nursing practice. They are also expected to assume the role of teacher, supervisor and manager in a clinical/public health setting.

Programme Specific Objectives

On completion of the four year B.Sc Nursing program the graduate will be able to:

1. Apply knowledge from physical, biological and behavioral sciences, medicine including alternative systems and nursing in providing nursing care to individuals, families and communities.
2. Demonstrate understanding of life style and other factors, which affect health of individuals and groups.
3. Provide nursing care based on steps of nursing process in collaboration with the individuals and groups.
4. Demonstrate critical thinking skill in making decisions in all situations in order to provide quality care.
5. Utilize the latest trends and technology in providing health care.
6. Provide promotive, preventive and restorative health services in line with the National Health Policies and programmes.
7. Practice within the framework of code of ethics and professional conduct, and acceptable standards of practice within the legal boundaries.
8. Communicate effectively with individuals and groups, and members of the health team in order to promote effective interpersonal relationships and teamwork.
9. Demonstrate skills in teaching to individuals and groups in clinical/community health settings.
10. Participate effectively as members of the health team in health care delivery system.
11. Demonstrate leadership and managerial skills in clinical/community health settings.
12. Conduct need based research studies in various settings and utilize the research findings to improve the quality of care.
13. Demonstrate awareness, interest and contribute towards advancement of self and of the profession.
14. Demonstrate personal characteristics and attitudes (like personal integrity, responsibility, reliability and showing concern for other individuals) required for professional life.

Title of the Course: B.Sc. Nursing

REGULATIONS RELATING TO B Sc. NURSING PROGRAMME

Eligibility for admission

1. The candidate should have completed 17 years of age on or before 31st December of the year of admission but should not have completed the age of 25 years in the year of admission.
2. The minimum educational requirement shall be passing of:
Higher Secondary School Certificate Examination (12 years course)
Or
Senior School Certificate Examination (10 +2), Pre-Degree Examination (10 +2)
Or
An equivalent with 12 years schooling from a recognized Board or University in the first attempt with an aggregate of 60% in Science (Physics, Chemistry, and Biology) and 50% in English.
3. Candidate shall be medically fit.

Criteria for selection of the candidates

Selection of the candidate is based on the Common Entrance Test conducted by the AMRITA Vishwa Vidyapeetham University.

Duration

Duration of the course	:	4 years
Weeks available per year	:	52 Weeks
Vacation/holidays	:	7 weeks (4 weeks vacation plus 3 weeks calendar holidays)
Examination (including preparatory)	:	4 weeks
Extra curricular activities	:	2 weeks
Weeks available	:	39 weeks
Hours per week	:	40 hours
Hours available per academic year	:	1560 (39 weeks x 40 hours)

Attendance

1. A candidate must have a minimum of 80% attendance (irrespective of the kind of absence) in theory and practical separately in each subject to be eligible to appear for the University Examination. However, the students should have 100% attendance in each of the practical areas before admitting to the next year.
2. Maximum of 5% may be condoned by the University on a genuine reason.
3. A candidate, who is absent for a period of 60 days or more continuously within a period of three months during an academic year, shall not be eligible to continue the course with the same batch of students.

Internal assessment

1. Regular periodic assessment shall be conducted throughout the course. At least three sessional examinations in theory and preferably two practical examinations should be conducted in each subject. The model examination should be of the same pattern of the University Examination. Average of the three examinations and the marks obtained in assignments also shall be taken to calculate the internal assessment.
2. A candidate should secure a minimum of 35% mark in the internal assessment in each subject (separately in theory and practical) to be eligible to appear for the University examination.
3. The candidate shall submit a record of the clinical work done in that year duly attested by the Principal of College of Nursing.
4. The internal assessment marks shall be submitted to the University 10 days prior to the commencement of the University Examinations.

Examination

1. University Examination shall be conducted twice in a year at an interval of five to six months as specified by the University.
2. A candidate who satisfies the requirement of attendance, internal assessment marks, as stipulated by the University shall be eligible to appear for the University Examination.
3. A candidate who has undergone the prescribed course of study for a period of not less than 10 (ten) months of the academic year only can appear for the examination.
4. Candidate should score a minimum of 40% marks in theory and practical separately in each subject for university examination.
5. The minimum pass for internal assessment is 35% and for the University examination is 40%. However, the student should score a total of 50% (adding the internal and external examination) to pass, in each subject (separately for theory and practical).
6. If a candidate fails in either theory or practical paper, he/she has to re-appear for both the papers (theory and practical).
7. Maximum number of attempts permitted for each paper is five including the first attempt.
8. Candidate shall not be admitted to the subsequent higher examination unless he/she has passed the previous examination.
9. The maximum period to complete the course shall not exceed 8 years.
10. All practical examinations should be conducted in the respective clinical areas.
11. Number of candidates for practical examination should be maximum 12 to 15 per day.
12. One internal and external examiner should jointly conduct the practical examination for each student.
15. An examiner in the nursing subject should be an Assistant Professor or above in a College of Nursing with M.Sc Nursing in the concerned subject and must have minimum of three years of teaching experience. To be an examiner in Foundations of Nursing, M.Sc faculty in any specialty with three years of teaching shall be considered.

Evaluation and grade

1. Minimum mark for pass shall be 50% in each of the theory and practical papers separately (including internal assessment) in all subjects except English. Only a minimum of 40% is required to pass in English.
2. A candidate who passes the examination in all subjects with an aggregate of 50% marks and above and less than 65% shall be declared to have passed the examination in the **second class**.
3. A candidate who passes the examination in all subjects in the first attempt obtaining not less than 65% of the aggregate marks for all the four years shall be declared to have passed the examination with **First class**.
2. A candidate who secures an aggregate of 75% or above marks is awarded **distinction**. A candidate who secures not less than 75% marks in any subject will be deemed to have passed the subject with distinction in that subject provided he/she passes the whole examination in the first attempt.
3. A candidate who passes the examination in subsequent appearance shall be ranked only in Second Class.
6. **Rank** in the examination: - Aggregate marks of all four year regular examinations have been considered for awarding rank for the B.Sc Nursing Examination (A consolidated mark list consisting of marks of all four year examination shall be given to all the students).

Course of Instruction

1. First Year

Sl. No	Subject / Area	Theory (In hrs) {Class & Lab}	Practical(In hrs) {Clinical}	Others (in hrs)
	PART I – BIOLOGICAL SCIENCES			
1	Paper I - Anatomy and Histology	80	20	
2	Paper II - Physiology	85	5	
3	Paper III - Microbiology	45	15	
4	Paper IV - Nutrition	45	15	
5	Biochemistry	30		
6	PART II – Psychology	60		
	PART III – NURSING I			
7	Foundations of Nursing	465 (265+200)	450	
	PART IV			
8	Paper - I English	60		
9	Regional Language	30		
10	PART V - Introduction to Computer Application	15	30	
	Library			60
	Co-curricular activities			50
	Total	910	540	110

Total hours=1560



II. Second Year

Sl. No	Subject / Area	Theory (In hrs) {Class & Lab}	Practical(In hrs)	Others (in hrs)
	PART I – NURSING II			
1	Paper I – Medical Surgical Nursing I (Adult Including Geriatrics)	210	760	
2	Paper II – Pharmacology	60		
3	Paper III - Pathology & Genetics	60		
4	PART II – Community Health Nursing I	90	135	
5	PART III – Sociology	60		
6	PART IV – Communication & Educational Technology	90 (60+30)		
	Library			45
	Co-curricular activities			50
	Total	570	895	95

Total hours=1560

III. Third Year

Sl. No	Subject / Area	Theory (In hrs) {Class & Lab}	Practical(In hrs)	Others (in hrs)
	PART I – NURSING III			
1	Paper I - Medical surgical Nursing II (Adult including Geriatrics)	105	310	
2	Paper II - Child Health Nursing	90	270	
3	Paper III - Mental Health Nursing	90	365	
4	* Nursing IV Paper I - Maternity Nursing including Gynecological Nursing I	90	180	
	Library			35
	Co-curricular activities			25
	Total	375	1125	60

* Maternity Nursing including Gynecological Nursing I & II are taught in Third and Fourth year respectively and has only one University examination in Fourth year.

Total hours = 1560

IV. Fourth Year

Sl. No	Subject / Area	Theory (In hrs) {Class &	Practical(In hrs) {Clinical}	Others (in hrs)
	* NURSING – IV			
1	Paper I – Maternity Nursing including Gynecological Nursing II	30	420	
2	Paper II – Community Health Nursing II	90	330	
3	Paper III – Nursing Research & Statistics	45	90	
4	Paper IV – Management of Nursing Service & Education	90	400	
	Library			40
	Co-curricular Activities			25
	Total	255	1240	65

* Maternity Nursing including Gynecological Nursing I & II are taught in Third and Fourth year respectively and has only one University examination in Fourth year.

Total hours=1560

Scheme of Examination

I. First Year

Sl. No	Subject	Assessment			
		Hours	Internal	External	Total
	PART I – BIOLOGICAL SCIENCES				
1	Paper I - Anatomy and Histology	2	25	75	100
2	Paper II-Physiology	2	25	75	100
3	Paper III - Microbiology	2	25	75	100
4	Paper IV - Nutrition & Biochemistry	2	25 (15+10)	75 (50+25)	100
5	PART - II - Psychology	2	25	75	100
	PART III – NURSING I				
6	Foundations of Nursing	3	50	100	150
7	PART IV – Paper I– English	2	25	50	75
8	PART V - Introduction to Computer Application	2	25	50	75
	Practical & Viva voce				
1	PART III – Foundations of Nursing		100	100	200
	Total		325	675	1000

II. Second Year

Sl. No	Subject	Assessment			
		Hours	Internal	External	Total
	PART I- NURSING II				
1	Paper I- Medical Surgical Nursing I (Adult including Geriatrics)	3	50	100	150
2	Paper II – Pharmacology	2	25	75	100
3	Paper III – Pathology & Genetics	2	25	50	75
4	PART II - Community Health Nursing I	3	25	75	100
5	PART III – Sociology	2	25	75	100
6	PART IV – Communication and Educational Technology	3	25	75	100
Practical & Viva voce					
1	Paper I – Medical Surgical Nursing I		100	100	200
Total			275	550	825

III. Third Year

Sl. No	Subject	Assessment			
		Hours	Internal	External	Total
	PART I- NURSING – III				
1	Paper I – Medical Surgical Nursing II	3	50	100	150
2	Paper II -Child Health Nursing	3	50	100	150
3	Paper III - Mental Health Nursing	3	50	100	150
Practical & Viva voce					
	PART I-NURSING – III				
1	Paper I -Medical Surgical Nursing II		100	100	200
2	Paper II - Child Health Nursing		100	100	200
3	Paper III - Mental Health Nursing		100	100	200
Total			450	600	1050

IV. Fourth Year

Sl. No	Subject	Assessment			
		Hours	Internal	External	Total
	PART I – NURSING IV *				
1	Paper I – Maternity Nursing including Gynecological Nursing I & II	3	50	100	150
2	Paper II - Community Health Nursing II	3	50	100	150
3	Paper III - Nursing Research and Statistics	2	25	50	75
4	Paper IV – Management of Nursing Service & Education	3	50	100	150
Practical & Viva Voce					
	PART I – NURSING IV				
1	Paper I Maternity Nursing including Gynecological Nursing I & II	3	100	100	200
2	Paper II - Community Health Nursing II	3	100	100	200
Total			375	550	925

* Maternity Nursing including Gynecological Nursing I & II are taught in Third and Fourth year respectively and has only one University examination in Fourth year.

AGGREGATE MARKS OF B. Sc NURSING

Year of Study	Total Marks
I Year	1000
II Year	825
III Year	1050
IV Year	925
Grand Total	3800

ANATOMY AND HISTOLOGY

Placement: First year

Time: Theory – 80 hours

Practical (Lab) – 20 hours

Course Description: The course is designed to enable students to acquire knowledge of the normal structure of various human body systems and understand the alterations in anatomical structures in disease and apply this knowledge in the various practice of nursing.

Unit	Time (Hrs)	Learning Objective	Content	Teaching Learning	Assessment Methods
I	6	Describe the anatomical terms, organization of human body and structure of cell, tissues, membranes and glands	Introduction To Anatomical Terms, Organization Of The Human Body <ul style="list-style-type: none"> ○ Human cell structure ○ Tissues: definition, types, characteristics, classification, location, functions and formation ○ Membranes and glands ○ Classification and structure ○ Applications and implications in nursing 	<ul style="list-style-type: none"> ○ Lecture cum discussion ○ Explain using charts ○ Microscopic slides, Skeleton & torso ○ Demonstrate cells, types of tissues, ○ Membranes and glands 	<ul style="list-style-type: none"> ○ Short answers ○ Objective type
II	10	Describe the structure & function of bones and joints	The Skeletal System <ul style="list-style-type: none"> ○ Bones- types, structure, axial & appendicular skeleton ○ Bone formation and growth ○ Description of bones ○ Joints: classification and structure ○ Applications and implications in nursing 	<ul style="list-style-type: none"> ○ Lecture cum discussion ○ Explain using charts, skeleton, loose bones, and joints 	<ul style="list-style-type: none"> ○ Short answers ○ Objective type
III	8	Describe the structure and function of muscles	The Muscular System <ul style="list-style-type: none"> ○ Types and structure of muscles ○ Muscle groups ○ Alterations in disease ○ Applications and implications in nursing 	<ul style="list-style-type: none"> ○ Lecture cum discussion ○ Explain using charts, models and films ○ Demonstrate muscular movements 	<ul style="list-style-type: none"> ○ Short answers ○ Objective type

Unit	Time (Hrs)	Learning Objective	Content	Teaching Learning Activities	Assessment Methods
IV	10	Describe the structure & function of nervous system	The Nervous System <ul style="list-style-type: none"> ○ Structure of neurologia & neurons ○ Somatic nervous system ○ Structure of brain, spinal cord, cranial nerves, spinal nerves, peripheral nerves ○ Autonomic nervous system: sympathetic, parasympathetic ○ Structure, location ○ Alterations in disease ○ Applications and implications in nursing 	<ul style="list-style-type: none"> ○ Lecture cum discussion ○ Explain using charts, models slides, specimens 	<ul style="list-style-type: none"> ○ Short answers ○ Objective type
V	10	Explain the structure & functions of sensory organs	The Sensory Organs <ul style="list-style-type: none"> ○ Structure of skin, eye, ear, nose, tongue (auditory and olfactory apparatus) ○ Applications and implications in nursing 	<ul style="list-style-type: none"> ○ Lecture cum discussion. ○ Explain using models, charts, slides, and specimen. 	<ul style="list-style-type: none"> ○ Short answers ○ Objective type
VI	12	Describe the structure & function of circulatory and lymphatic system	Circulatory and Lymphatic System <p><i>i. The Circulatory system</i></p> <ul style="list-style-type: none"> ○ Blood – microscopic structure ○ Structure of heart, blood vessels ○ Arterial & venous system. ○ Circulation: systemic pulmonary, coronary <p><i>ii. Lymphatic system</i></p> <ul style="list-style-type: none"> ○ Lymphatic vessels and lymph ○ Lymphatic tissues <ul style="list-style-type: none"> ● Thymus gland ● Lymph nodes ● Spleen ● Lymphatic nodules ○ Applications and implications in nursing 	<ul style="list-style-type: none"> ○ Lecture ○ Discussion. ○ Explain using models, charts, slides, specimen 	<ul style="list-style-type: none"> ○ Short answers ○ Objective type

Unit	Time (Hrs)	Learning Objective	Content	Teaching Learning Activities	Assessment Methods
VII	8	Describe the structure & functions of respiratory system	The Respiratory System <ul style="list-style-type: none"> ○ Structure of the organs of respiration ○ Muscles of respiration Intercostals and diaphragm ○ Applications and implications in nursing 	<ul style="list-style-type: none"> ○ Lecture ○ Discussion ○ Explain using models, torso, charts, slides, specimens 	<ul style="list-style-type: none"> ○ Short answers ○ Objective type
VIII	8	Describe the structure & functions of digestive system	The Digestive System <ul style="list-style-type: none"> ○ Structure of alimentary tract and accessory organs of digestion ○ Applications and implications in nursing 	<ul style="list-style-type: none"> ○ Lecture ○ Discussion ○ Explain using models, torso, charts, slides, specimens 	<ul style="list-style-type: none"> ○ Short answers ○ Objective type
IX	8	Describe the structure & functions of excretory system	The Excretory System <ul style="list-style-type: none"> ○ Structure of organs of Urinary System: kidney, ureters, urinary bladder, urethra ○ Applications and implications in nursing 	<ul style="list-style-type: none"> ○ Lecture ○ Discussion ○ Explain using models, torso, charts, slides, specimens 	<ul style="list-style-type: none"> ○ Short answers ○ Objective type
X	10	Describe the structure & functions of endocrine system	The Endocrine System <ul style="list-style-type: none"> ○ Structure of pituitary, pancreas, thyroid, parathyroid, thymus and adrenal glands ○ Applications and implications in nursing 	<ul style="list-style-type: none"> ○ Lecture ○ Discussion ○ Explain using models, torso, charts, slides, specimens 	<ul style="list-style-type: none"> ○ Short answers ○ Objective type
XI	10	Describe the structure and functions of reproductive system	The Reproductive System Including Breast <ul style="list-style-type: none"> ○ Structure of female reproductive organs ○ Structure of male reproductive organs ○ Structure of breast ○ Applications and implications in nursing 	<ul style="list-style-type: none"> ○ Lecture ○ Discussion ○ Explain using models, torso, charts, slides, specimens 	<ul style="list-style-type: none"> ○ Short answers ○ Objective type

References:

1. Chaurasia BD. Human anatomy vol. I, II & III CBS Publishers, Delhi-32
2. William et. al. Gray's anatomy, 38th ed., Churchill Livingstone, New York.
3. Tortora Grabowski, Principles of anatomy and physiology 8th ed., Haifer Collins.
4. Kimbler & Gray, Text book of anatomy & physiology C.V. Mosby C, St. Louis
5. Milliard et. al Human anatomy and physiology, W.B. Saunder's Company Philadelphia.
6. Baj Pai, R.N. Human Histology, Jaypee Brothers Medical Publishers, P.B. Ansari Road, New Delhi.

PHYSIOLOGY

Placement: First year

Time: Theory – 85 hours
Practical - 5 hours

Course Description: The course is designed to assist the students to acquire knowledge of the normal physiology of human body systems and understand the alterations in physiology in diseases and apply this knowledge in the practice of nursing

Unit	Time (Hrs)	Learning Objective	Content	Teaching Learning Activities	Assessment Methods
I	5	Describe muscle tone Demonstrate muscle contraction and tone	General Physiology & Nerve: Muscle Physiology <ul style="list-style-type: none"> ○ General Physiology: introduction to terminology: cells, tissues, organs, organ systems etc ○ Nerve: structure of a typical neuron and classification of nerve fibres ○ Resting membrane potential & action potential ○ Nerve conduction ○ Degeneration & regeneration ○ Neuromuscular transmission & drugs acting on N - M junction ○ Muscles: Types, sarcomere, molecular mechanism of muscle contraction. 	<ul style="list-style-type: none"> ○ Lecture discussion ○ Explain using charts, models slides, specimen and films ○ Demonstration of muscle movements, tone and contractions 	<ul style="list-style-type: none"> ○ Short answer ○ Objective type
II	10	Describe the physiology of blood Demonstrate blood cell count, coagulation, grouping, Hb,	Hematology System <ul style="list-style-type: none"> ○ Body fluid compartments, blood, composition & functions, plasma proteins, ○ Lymph & tissue fluid. ○ RBC formation, fate, ESR, PCV ○ Hemoglobin: structure, synthesis & breakdown. ○ Estimation of HB ○ Anaemia, polycythaemia 	<ul style="list-style-type: none"> ○ Lecture cum discussion ○ Explain using Charts, films ○ Demonstration of Blood cell count, coagulation, grouping, Haemoglobin estimation, 	<ul style="list-style-type: none"> ○ Short answer ○ Objective type

			<ul style="list-style-type: none"> ○ WBC: types, functions, ○ Immunity ○ Platelets & blood coagulation ○ Blood groups & transfusion 		
III	10	<p>Describe the physiology and mechanisms of respiration</p> <p>Demonstrate spirometry</p>	<p>Respiratory System</p> <ul style="list-style-type: none"> ○ Physiological anatomy of respiratory system ○ Physiology of respiration: basic mechanism of ventilation ○ Pulmonary pressure changes, volume changes, spirometry ○ Factors preventing collapse of lungs ○ Gas exchange in lungs & tissues ○ Transport of oxygen & carbon - dioxide ○ Regulation of respiration: neural & chemical ○ Oxygen therapy ○ Artificial respiration: indications & name of methods ○ Applied aspects: hypoxia, cyanosis, dyspnoea 	<ul style="list-style-type: none"> ○ Lecture discussion ○ Explain using charts, films ○ Demonstration of spirometry 	<ul style="list-style-type: none"> ○ Short answer ○ Objective type
IV	12	<p>Describe the physiology of heart.</p> <p>Demonstrate BP and Pulse monitoring</p>	<p>Cardiovascular System</p> <ul style="list-style-type: none"> ○ Physiological anatomy of heart & blood vessels: greater & lesser circulation ○ Properties of cardiac muscle, conducting system of heart, normal ECG ○ Cardiac cycle, cardiac output ○ BP: definition, normal value, measurement, regulation ○ Pulse, shock 	<ul style="list-style-type: none"> ○ Lecture discussion ○ Explain using Charts, films ○ Demonstration of heart conducting system ○ Measurement of pulse, BP 	<ul style="list-style-type: none"> ○ Short answer ○ Objective type

V	8	Describe the physiology of excretory system	Excretory System <ul style="list-style-type: none"> ○ Physiological anatomy of kidneys, ureters, urinary bladder & urethra ○ Steps in urine formation: Glomerular filtration, tubular reabsorption, tubular secretion, concentration & acidification of urine & their significance. ○ Functions of skin, regulation of body temperature ○ Applied aspects: (very briefly) albuminuria, dialysis, diuretic drugs ○ Micturition reflex 	<ul style="list-style-type: none"> ○ Lecture discussion ○ Explain using Charts, films 	<ul style="list-style-type: none"> ○ Short answer ○ Objective type
VI	12	Describe the physiology of synapse, reflexes, receptors & impulse transmission to & fro brain & spinal cord Demonstrate reflex action and stimulus	Nervous System <ul style="list-style-type: none"> ○ General organization of nervous system: functions of neurons & neuroglia, Cranial & spinal nerves ○ Definition of stimulus & nerve impulse ○ Synapse, reflexes, receptors & impulse transmission to & fro brain & spinal cord ○ Cerebrospinal fluid: composition, circulation and function ○ Function of Thalamus, hypothalamus, basal ganglia, cerebellum ○ ANS 	<ul style="list-style-type: none"> ○ Lecture discussion ○ Explain using charts, models slides specimen and films ○ Demonstration of nerve stimulus, reflex action, reflexes 	<ul style="list-style-type: none"> ○ Short answer ○ Objective type
VII	8	Describe the physiology of digestive system	Digestive System <ul style="list-style-type: none"> ○ Physiological anatomy of digestive tract. ○ Secretion of digestive juices; saliva, gastric & small intestinal juice, pancreatic secretion ○ Digestion & absorption of food 	<ul style="list-style-type: none"> ○ Lecture discussion ○ Explain using charts, Films 	<ul style="list-style-type: none"> ○ Short answer ○ Objective type



			<ul style="list-style-type: none"> ○ Functions of large intestine ○ Functions of liver and gall bladder ○ Movements of GIT. ○ Disorders: Paralytic ileus, Constipation, diarrhoea 		
VIII	10	Describe the physiology of endocrine glands	<p>Endocrine System</p> <ul style="list-style-type: none"> ○ Hormones of hypothalamus, pituitary, thyroid, parathyroid, pancreas, suprarenal ○ Applied aspects 	<ul style="list-style-type: none"> ○ Lecture discussion ○ Explain using charts, films 	<ul style="list-style-type: none"> ○ Short answer ○ Objective type
IX	5	Describe the physiology of sensory organs	<p>Special Senses</p> <ul style="list-style-type: none"> ○ Vision: physiological anatomy, visual pathway, retina, refractory errors ○ Audition: physiological anatomy, functions of middle ear, organ of corti, pathway, hearing disorders ○ Taste/smell: receptors, pathway 	<ul style="list-style-type: none"> ○ Lecture discussion ○ Explain using charts, films 	<ul style="list-style-type: none"> ○ Short answer ○ Objective type
X	5	Describe the physiology of male and female reproductive system	<p>Reproductive System</p> <ul style="list-style-type: none"> ○ Introduction to terminology: mitosis, meiosis, spermatogenesis, oogenesis ○ Female reproductive organs, menstrual cycle (ovarian & uterine cycle) ovulation and ovulation tests, functions of placenta, role of ovarian hormones in breast development, physiology of lactation ○ Male reproductive organs, spermatogenesis & factors affecting it. ○ Basis of contraception in males and females ○ Applied aspects 	<ul style="list-style-type: none"> ○ Lecture discussion ○ Explain using charts, films, models, specimens 	<ul style="list-style-type: none"> ○ Short answer questions ○ Objective Type



Practicals:

1. Introduction to use & care of microscope - 1 hr
2. Demonstrate Haemoglobin, ESR, PCV, Blood coagulation, Peripheral blood smear & blood group - 1¹/₂ hrs
3. Demonstrate muscle tone, reflexes - ¹/₂ hr
4. Demonstrate BP measurement, auscultation of heart sounds & respiratory sounds –2 hr

References:

1. Text book of physiology for dental students. Dr. N Geetha Paras publishers
2. Choudhari, Concise medical physiology 9th ed. W.B. Saunders, Philadelphia.
3. Chatterjee CC- Human physiology, vol. I & II Medical Allied agencies, Calcutta.
4. Guyton Text book of medical physiology, 9th ed. W.B. Saunders, Philadelphia.

MICROBIOLOGY

Placement: First year

Time: Theory- 60 Hours
(Theory 45+15 lab)

Course Description: This course is designed to enable students to acquire understanding of fundamentals of microbiology and identification of various microorganisms. It also provides opportunities for practicing infection control measures in hospital and community settings.

Unit	Time (Hrs)		Learning Objective	Content	Teaching Learning Activities	Assessment Method
	Th.	Pr.				
I	5		Explain concepts and principles of microbiology and their importance in nursing	Introduction <ul style="list-style-type: none"> ○ Importance and relevance to nursing ○ Historical perspective ○ Concepts and terminologies ○ Principles of microbiology 	<ul style="list-style-type: none"> ○ Lecture ○ Discussion 	<ul style="list-style-type: none"> ○ Short answers ○ Objective type
II	10	5	Describe structure, classification morphology and growth of bacteria Identify micro organisms	General Characteristics of Microbes <ul style="list-style-type: none"> ○ Structure and classification of microbes ○ Morphological types ○ Size and form of bacteria ○ Motility ○ Colonization ○ Growth and nutrition of microbes <ul style="list-style-type: none"> ● Temperature ● Moisture ● Blood and body fluids ○ Laboratory methods for identification of micro organisms ○ Staining techniques, gram staining, acid fast staining, hanging drop preparation ○ Culture, various medias 	<ul style="list-style-type: none"> ○ Lecture ○ Discussion ○ Demonstration 	<ul style="list-style-type: none"> ○ Short answers ○ Objective type

III	10	2	Describe the methods of infection control Identify the role of nurse in hospital infection control programme	Infection control <ul style="list-style-type: none"> ○ Infection: sources, portals of entry and exit, transmission ○ Asepsis ○ Disinfection: types and methods ○ Sterilization: types and methods ○ Chemotherapy and antibodies ○ Standard safety measures ○ Biomedical waste management ○ Role of Nurse ○ Hospital acquired infection ○ Hospital infection control programme ○ Protocols, collection of samples, preparation of report and status of rate of infection in the unit/ hospital, nurse's accountability, continuing education etc. 	<ul style="list-style-type: none"> ○ Lecture ○ Discussion ○ Demonstration ○ Visits to CSSD ○ Clinical practice 	<ul style="list-style-type: none"> ○ Short answers ○ Objective type
IV	12	4	Describe the different disease producing organisms	Pathogenic Organisms <ul style="list-style-type: none"> ○ Micro-organisms <ul style="list-style-type: none"> ● Cocci: gram positive and gram negative ● Bacilli: gram positive and gram negative ● Spirochaete ● Mycoplasma ● Rickettsiae ● Chlamydiae ○ Viruses ○ Fungi: superficial and deep mycoses ○ Parasites ○ Rodents & vectors ○ Characteristics, source, portal of entry, transmission of infection ○ Identification of disease 	<ul style="list-style-type: none"> ○ Lecture ○ Discussion ○ Demonstration ○ Clinical practice 	<ul style="list-style-type: none"> ○ Short answers ○ Objective type



				producing microorganisms ○ Collection, handling and transportation of various specimens		
V	8	4	Explain the concept of immunity, hyper sensitivity and immunization	Immunity ○ Immunity: types, classification ○ Antigen and antibody reaction ○ Hypersensitivity - skin test ○ Serological tests ○ Immunoprophylaxis ○ Vaccines & sera: types & classification, storage and handling cold chain ○ Immunization of various diseases ○ Immunization Schedule	○ Lecture ○ Discussion ○ Demonstration ○ Clinical practice	○ Short answers ○ Objective type

References:

1. Ananthanarayan R, Textbook of microbiology – 5th ed., Orient Longman Ltd., Delhi.
2. Collee [et.al](#), Practical medical microbiology, 13th ed., Churchill Livingstone, NewYork.
3. Shanson. Microbiology in clinical practice. 1997

NUTRITION

Placement: First year

Time: Theory: 45 hours
Practical: 15 hours

Course Description: The Course is designed to assist the students to acquire knowledge of nutrition for maintenance of optimum health at different stages of life and its application for practice of nursing

Unit	Time (Hrs)		Learning Objective	Content	Teaching Learning Activities	Assessment Method
	Th.	Pr.				
I	5		Describe the relationship between nutrition & health	Introduction <ul style="list-style-type: none"> ○ Nutrition: history, concepts ○ Role of nutrition in maintaining health ○ Nutritional problems in India ○ National nutritional policy ○ Factors affecting food and nutrition: socioeconomic, cultural, tradition, production, system of distribution, life style and food habits etc ○ Role of food and its medicinal value ○ Classification of foods ○ Food standards ○ Elements of nutrition: macro and micro ○ Calorie, BMR 	<ul style="list-style-type: none"> ○ Lecture cum discussion ○ Explain using charts ○ Panel discussion 	<ul style="list-style-type: none"> ○ Short answer questions ○ Objective type
II	2		Describe the classification, functions, sources and recommended daily allowances (RDA) of carbohydrates	Carbohydrates <ul style="list-style-type: none"> ○ Classification ○ Caloric value ○ Recommended daily allowances ○ Dietary sources ○ Functions ○ Digestion, absorption and storage, metabolism of carbohydrates ○ Malnutrition: deficiencies and over consumption 	<ul style="list-style-type: none"> ○ Lecture cum discussion ○ Explaining using charts 	<ul style="list-style-type: none"> ○ Short answers ○ Objective type


III	2	Describe the classification, functions, sources and recommended daily allowances (RDA) of fats	Fats <ul style="list-style-type: none"> ○ Classification ○ Caloric value ○ Recommended daily allowances ○ Dietary sources ○ Functions ○ Digestion, absorption and storage, metabolism ○ Malnutrition: deficiencies and over consumption 	<ul style="list-style-type: none"> ○ Lecture cum discussion ○ Explaining using charts 	<ul style="list-style-type: none"> ○ Short answers ○ Objective type
IV	2	Describe the classification, functions, sources and recommended daily allowances (RDA) of Proteins	Proteins <ul style="list-style-type: none"> ○ Classification ○ Caloric value ○ Recommended daily allowances ○ Dietary sources ○ Functions ○ Digestion, absorption, metabolism and storage ○ Malnutrition: deficiencies and over consumption 	<ul style="list-style-type: none"> ○ Lecture cum discussion ○ Explaining using charts 	<ul style="list-style-type: none"> ○ Short answers ○ Objective type
V	3	Describe the daily calorie requirement for different categories of people	Energy <ul style="list-style-type: none"> ○ Unit of energy-Kcal ○ Energy requirements of different categories of people ○ Measurements of energy ○ Body Mass Index (BMI) and basic metabolism ○ Basal Metabolic Rate (BMR): determination and factors affecting 	<ul style="list-style-type: none"> ○ Lecture cum discussion ○ Explaining using charts ○ Demonstration 	<ul style="list-style-type: none"> ○ Short answers ○ Objective type
VI	5	Describe the classification, functions, sources and recommended daily allowances (RDA) of vitamins	Vitamins <ul style="list-style-type: none"> ○ Classification ○ Recommended daily allowances ○ Dietary sources ○ Functions ○ Absorption, synthesis, metabolism, storage and excretion ○ Deficiencies ○ Hypervitaminosis 	<ul style="list-style-type: none"> ○ Lecture cum discussion ○ Explaining using charts 	<ul style="list-style-type: none"> ○ Short answers ○ Objective type

VII	5	Describe the classification, functions, sources and recommended daily allowances (RDA) of minerals	Minerals <ul style="list-style-type: none"> ○ Classification ○ Recommended daily allowances ○ Dietary sources ○ Functions ○ Absorption, synthesis, metabolism, storage and excretion ○ Deficiencies ○ Over consumption and toxicity 	<ul style="list-style-type: none"> ○ Lecture cum discussion ○ Explaining using charts 	<ul style="list-style-type: none"> ○ Short answers ○ Objective type
VIII	4	Describe the sources, functions and requirements of water & electrolytes	Water & electrolytes <ul style="list-style-type: none"> ○ Water: daily requirement, regulation of water metabolism, distribution of body water ○ Electrolytes: types, sources, composition of body fluids ○ Maintenance of fluid & electrolyte balance ○ Over hydration, dehydration and water intoxication ○ Electrolyte imbalances 	<ul style="list-style-type: none"> ○ Lecture cum discussion ○ Explaining using charts 	<ul style="list-style-type: none"> ○ Short answers ○ Objective type
IX	6	12 Describe the cookery rules and preservation of nutrients Prepare and serve simple beverages and different types of foods	Cookery rules and preservation of nutrition <ul style="list-style-type: none"> ○ Principles, methods of cooking and serving ○ Preservation of nutrients, safe food handling – toxicity, storage of food, food preservation, food additives and its principles ○ Prevention of Food Adulteration Act (PFA), food standards ○ Preparation of simple beverages and different types of food 	<ul style="list-style-type: none"> ○ Lecture ○ Discussion ○ Demonstration ○ Practice session 	<ul style="list-style-type: none"> ○ Short answers ○ Objective type ○ Assessment of practice sessions

X	7	3	Describe and plan balanced diet for different categories of people	Balanced diet <ul style="list-style-type: none"> ○ Elements, food groups ○ Recommended Daily Allowance (RDA) ○ Nutritive value of foods ○ Calculation of balanced diet for different categories of people ○ Planning menu ○ Budgeting of food ○ Introduction to therapeutic diets: naturopathy diet 	<ul style="list-style-type: none"> ○ Lecture ○ Discussion ○ Explaining using charts 	<ul style="list-style-type: none"> ○ Short answers ○ Objective type
XI	4		Describe various national programmes related to nutrition Describe the role of nurse in assessment of nutritional status and nutrition education	Role of nurse in nutritional Programmes <ul style="list-style-type: none"> ○ National programmes related to nutrition: Vitamin A deficiency programme, National Iodine Deficiency disorders, (IDD) programme, mid-day meal programme, Integrated child development scheme (ICDS) ○ National and International agencies working towards food/nutrition: NIPCCD, CARE, FAO, NIN, CFTRI (Central food technology and research institute) etc ○ Assessment of nutritional status ○ Nutritional education and role of nurse 	<ul style="list-style-type: none"> ○ Lecture ○ Discussion ○ Explaining with Slide/film shows ○ Demonstration of assessment of nutritional status 	<ul style="list-style-type: none"> ○ Short answers ○ Objective type

References

1. Swaminathan M.S., Handbook of food and nutrition, Bangalore Printing and Publishing Company Limited, Bangalore.
2. Raheena Beegum M. A textbook of foods, nutrition and dietetics revised & enlarged edition, Sterling Publishers Private Ltd, New Delhi; 1991.
3. Mahan L. Kathleen & Escott- Stump Sylvia Krause's Food, Nutrition & Diet Therapy 11th ed. Saunders, (Elsevier) Philadelphia; 2004.
4. Dudek Susan G, Nutrition hand book for nursing practice' 2nd ed. J.B. Lippincott Company. Philadelphia; 1993.
5. Gopalan. C., 'Recent trends in nutrition' 1st ed. Oxford University Press, Bombay; 1993.

- 
6. Alpers David H. [et.al](#) 'Mannual of nutritional therapeutics 2nd ed. Little Brown Company, Boston.
 7. Gopalan 'nutritive value of indian foods'
 8. Robinson, Normal and therapeutic nutrition, Oxford and J.B.H. Publishing Company, Bombay.
 9. Indian council of medical research – recommended dietary intake for Rudians, Avon Printing works, Hyderabad.

BIOCHEMISTRY

Placement: First year

Time: Theory –30 hrs

Course Descriptions: The course is designed to assist the students to acquire knowledge of the normal biochemical composition and functioning of human body and understand the alterations in biochemistry in diseases and practice of nursing

Unit	Time (Hrs)	Learning Objective	Content	Teaching Learning Activities	Assessment Methods
I	3	Describe the structure, composition and functions of cell. Differentiate between prokaryote and eukaryote cell	Introduction <ul style="list-style-type: none"> ○ Definition and significance in nursing ○ Review of structure, composition and functions of cell ○ Prokaryote and Eukaryote cell organization 	<ul style="list-style-type: none"> ○ Lecture cum discussion using charts, slides 	<ul style="list-style-type: none"> ○ Short answer question ○ Objective type
II	3	Describe the structure and functions of Cell membrane	Structure And Functions Of Cell Membrane <ul style="list-style-type: none"> ○ Fluid mosaic model tight junction, cytoskeleton ○ Transport mechanism: diffusion, osmosis, filtration, active channel sodium pump (briefly) 	<ul style="list-style-type: none"> ○ Lecture cum discussion 	<ul style="list-style-type: none"> ○ Short answer question ○ Objective type
III	3	Describe the classification & properties of enzymes and coenzymes	Enzymes and coenzymes <ul style="list-style-type: none"> ○ Classification, properties, enzyme inhibition 	<ul style="list-style-type: none"> ○ Lecture cum discussion 	<ul style="list-style-type: none"> ○ Short answer question ○ Objective type
IV	4	Explain the metabolism of carbohydrates	Composition And Metabolism Of Carbohydrates <ul style="list-style-type: none"> ○ Classification and functions: monosaccharides, disaccharides, polysaccharides, oligosaccharides. ○ Glycolysis – (steps only) 	<ul style="list-style-type: none"> ○ Lecture cum discussion 	<ul style="list-style-type: none"> ○ Short answer question ○ Objective type

			<ul style="list-style-type: none"> ○ Gluconeogenesis: Cori's cycle (steps only) ○ Tricarboxylic acid (TCA) cycle ○ Glycogenolysis (steps only) ○ Pentose phosphates, pathways (significance only) ○ Regulation of blood glucose level ○ Diabetes mellitus, blood glucose estimation, GTT ○ Investigations and their interpretations 	<ul style="list-style-type: none"> ○ Demonstration of blood glucose monitoring 	
V	4	Explain the chemistry and metabolism of lipids	<p>Composition and metabolism of Lipids</p> <ul style="list-style-type: none"> ○ Classification and properties of fatty acids ○ Importance of prostaglandins ○ Oxidation of fatty acid (steps only) ○ Synthesis of fatty acid (steps only) ○ Cholesterol metabolism (steps only) ○ Compounds formed from cholesterol - bile acids, bile salts, vitamin D, steroid hormones ○ Lipoproteins and their functions: VLDLs - IDLs, LDLs and HDLs (briefly) ○ Atherosclerosis ○ Investigations and their interpretations 	<ul style="list-style-type: none"> ○ Lecture cum discussion ○ Using charts <p>Demonstration of laboratory tests</p>	<ul style="list-style-type: none"> ○ Short answer question ○ Objective type
VI	4	Explain the metabolism of amino acids, proteins and immunochemistry	<p>Composition And Metabolism Of Amino Acids And Protein Chemistry</p> <ul style="list-style-type: none"> ○ Metabolism of aminoacids and proteins (transamination reaction) 	<ul style="list-style-type: none"> ○ Lecture cum discussion using charts ○ Demonstration of laboratory tests 	<ul style="list-style-type: none"> ○ Short answer question ○ Objective type



			<ul style="list-style-type: none">○ Urea Cycle○ Heme synthesis and break down (steps only)○ Structure and classification of immunoglobins○ Investigations and their interpretations		
VII	4	Vitamins & minerals	<ul style="list-style-type: none">○ Functions and deficiency manifestation○ Investigations and their interpretations	<ul style="list-style-type: none">○ Lecture○ Discussion using charts○ Demonstration of laboratory tests	<ul style="list-style-type: none">○ Short answer○ Objective type
VIII	3	Acid base regulation	<ul style="list-style-type: none">○ Blood pH and Regulation	<ul style="list-style-type: none">○ Lecture discussion○ Demonstrate laboratory tests	<ul style="list-style-type: none">○ Short answer○ Objective type
IX	2	Chemistry & nucleic acids	<ul style="list-style-type: none">○ Chemistry of Purine & pyrimidines○ Structure of DNA, RNA	<ul style="list-style-type: none">○ Lecture cum discussion	

References

1. Ambika Shanmugham. Fundamentals of biochemistry for medical students' 7th ed. Karthik Offset Press, Chennai; 2001.
2. Harbans Lal, Biochemistry for B. Sc nursing students' 1st ed., India Binding House, Noida; 2006.
3. Bindu M & Raju SM, 'Biochemistry for nurses' 1st ed., Jaypee Brothers, New Delhi; 2004.
4. Munay etal, Harpees' Biochemistry 22nd ed., Prentice Hall International Inc. USA; 1990.
5. Dr. D.M. Vasudevan, Textbook of biochemistry

PSYCHOLOGY

Placement: First year

Time: Theory – 60 Hours

Course Description: This course is designed to assist the students to acquire knowledge of fundamentals of psychology and develop insight into behaviour of self and others. Further it is aimed at helping them to practice the principles of mental hygiene for promoting mental health in nursing practice.

Unit	Time (Hrs)	Learning Objective	Content	Teaching Learning	Assessment Methods
I	2	Describe the history, scope and methods of psychology	Introduction <ul style="list-style-type: none"> ○ History and origin of science of psychology ○ Definitions & scope of psychology ○ Relevance to nursing ○ Methods of psychology ○ Relation to other fields of study 	<ul style="list-style-type: none"> ○ Lecture ○ Discussion 	<ul style="list-style-type: none"> ○ Essay type ○ Short answers
II	4	Explain the biology of human behaviour	Biology of Behaviour <ul style="list-style-type: none"> ○ Body mind relationship, modulation process in health and illness ○ Genetics and behaviour: heredity and environment ○ Brain behaviour: nervous system, neurons and synapse. ○ Association cortex, right and left hemisphere ○ Psychology of sensations ○ Muscular and glandular controls of behaviour ○ Nature of behaviour of an organism/integrated responses 	<ul style="list-style-type: none"> ○ Lecture ○ Discussion 	<ul style="list-style-type: none"> ○ Essay type ○ Short answers
III	20	Describe various cognitive processes and their applications	Cognitive Process <ul style="list-style-type: none"> ○ Attention: types, determinants, duration & degree, alterations ○ Perception: meaning, principles, factors affecting, errors. ○ Learning: nature, types, learner and learning, 	<ul style="list-style-type: none"> ○ Lecture ○ Discussion ○ Psychometric assessment ○ Practice sessions 	<ul style="list-style-type: none"> ○ Essay type ○ Short answers

			<p>factors influencing laws and theories, process, transfer, study habits, factors conducive to effective learning</p> <ul style="list-style-type: none"> ○ Memory: meaning, types, nature, factors influencing, development, theories and methods of memorizing and forgetting ○ Thinking: types and levels, stages of development, relationship with language and communication ○ Intelligence: meaning, classification, uses, theories ○ Aptitude: concept, types, individual differences and variability ○ Psychometric assessment of cognitive processes ○ Alterations in cognitive processes ○ Applications 		
IV	8	Describe motivation, emotions, stress, attitudes and their influence on behaviour.	<p>Motivation and Emotional Processes</p> <ul style="list-style-type: none"> ○ Motivation: meaning, concepts, types, theories, motives and behaviour, conflicts and frustration, conflict resolution ○ Emotions & stress <i>Emotions</i>: definition, components, changes in emotions, theories, emotional adjustments, emotions in health and illness <i>Stress</i>: stressors, cycle, effect, adaptation & coping ○ Attitude: Meaning, nature, development, factors affecting ○ Behaviour and attitudes ○ Attitudinal change ○ Psychometric assessments of emotions 	<ul style="list-style-type: none"> ○ Lecture ○ Discussion ○ Role plays ○ Case discussion ○ Demonstration 	<ul style="list-style-type: none"> ○ Essay type ○ Short answers

			<ul style="list-style-type: none"> and attitudes ○ Alterations in emotions ○ Applications 		
V	7	Explain the concepts of personality and its influence on behaviour	Personality <ul style="list-style-type: none"> ○ Definitions, topography, types, theories ○ Psychometric assessments of personality ○ Characteristics of a healthy personality ○ Alterations in personality ○ Applications 	<ul style="list-style-type: none"> ○ Lecture ○ Discussion ○ Demonstration 	<ul style="list-style-type: none"> ○ Essay type ○ Short answers
VI	7	Describe the psychology of people during the life cycle	Developmental Psychology <ul style="list-style-type: none"> ○ Psychology of people at different ages from infancy to old age ○ Psychology of vulnerable individuals: challenged, women, sick, etc. ○ Psychology of groups 	<ul style="list-style-type: none"> ○ Lecture, ○ Discussion ○ Case discussion 	<ul style="list-style-type: none"> ○ Essay type ○ Short answers
VII	8	Describe the characteristics of mentally healthy person. Explain ego defense mechanisms	Mental Hygiene And Mental Health <ul style="list-style-type: none"> ○ Concepts of mental hygiene and mental health ○ Characteristics of mentally healthy persons ○ Warning signs of poor mental health ○ Promotive and preventive mental health strategies and services ○ Ego defense mechanisms and implications ○ Personal and social adjustments ○ Guidance and counseling ○ Role of nurse 	<ul style="list-style-type: none"> ○ Lecture ○ Discussion ○ Case discussion ○ Role play ○ Demonstration 	<ul style="list-style-type: none"> ○ Essay type ○ Short answers
VIII	4	Explain the psychological assessments and role of nurses	Psychological Assessment & Tests <ul style="list-style-type: none"> ○ Types, development ○ Characteristics, principles, uses, interpretations and role of nurse in psychological assessment 	<ul style="list-style-type: none"> ○ Lecture ○ Discussion ○ Demonstration ○ Practice sessions 	<ul style="list-style-type: none"> ○ Assessment of practice



References:

1. Balachandran M. Psychology for nursing students, 1st ed. Maanas Publishers; Thiruvananthapuram; 2001.
2. Charles G. Morris, Psychology: an introduction, Prentice Hall: New Hercy; 1988.
3. David G. Myers, Psychology, 5th ed. Worth Publishers: New York; 1988.
4. Dennis P. Saccuzzo; Psychology from research to application, Allyn and Bacon: London; 1987.
5. Douglas A. Bernstein [et.al](#), Pschology, 3rd ed. Houghton Mifflin Co. Boston; 1994.
6. Helen C. Sinclair & Josephine N. Faweett, Altschul's Psychology for nurses, 4th ed. ELBS and Bailliere Tindall; London; 1991.
7. James D. Larid & Nicholas S. T
8. Hompson, Psychology, Houghton Mifflin Company: Boston; 1991.
9. Lester A. Lefton, Psychology, 6th ed. Allyn and Bacon: London; 1997.
10. Philip G. Zimbardo, Psychology and life, 12th ed. Prentice – Hall: New Delhi; 1988.
11. Robert S. Feldman, Understanding psychology, 5th ed. MC Graw – Hill College: New Delhi; 1994.
12. Razeena Viswambaran (IMS) Text book of psychology for health professionals

FOUNDATIONS OF NURSING

Placement: First year

Time: Theory – 265 hours
Lab – 200 hours
Clinical – 450 hours

Course Description This course is designed to help the students to develop an understanding of the nursing profession, philosophy, objectives, theories and application of nursing in various clinical settings. It is aimed at helping the students to acquire knowledge, understanding and skills in techniques of nursing and practice them in supervised clinical settings.

Unit	Time (Hrs)	Learning Objective	Content	Teaching Learning Activities	Assessment Methods
I	10	Describe the concept of health, illness and health care agencies	<p>Health and Illness</p> <p>Health</p> <ul style="list-style-type: none"> ○ Definition, concept ○ Concept of health illness continuum ○ Factors influencing health <p>Illness</p> <ul style="list-style-type: none"> ○ Definition ○ Causes and risk factors for developing illness ○ Illness and illness behaviour ○ Impact of illness on patient and family <p>Health Care Services</p> <ul style="list-style-type: none"> ○ Health promotion and prevention, primary care, diagnosis, treatment, rehabilitation and continuing care ○ Health care teams ○ Types of health care agencies <p>Hospital</p> <ul style="list-style-type: none"> ○ Definition, types, organization and functions ○ Health promotion and levels of disease prevention ○ Primary health care & its delivery- role of nurse 	<ul style="list-style-type: none"> ○Lecture ○Discussion ○Visit to health care agencies 	<ul style="list-style-type: none"> ○ Essay type ○ Short answers ○ Objective type
II	10	Explain concept and scope of nursing	<p>Nursing as a Profession</p> <p>Profession</p> <ul style="list-style-type: none"> ○ Definition and characteristics <p>Nursing</p> <ul style="list-style-type: none"> ○ Definition, concepts, philosophy, objectives 	<ul style="list-style-type: none"> ○ Lecture ○ Discussion ○ Care discussion ○ Role plays 	<ul style="list-style-type: none"> ○ Essay type ○ Short answers ○ Objective type

		Describe values, code of ethics and professional conduct for nurses in India	<p>Concepts in Nursing</p> <ul style="list-style-type: none"> ○ Core-care-cure concept, patient centered approach, comprehensive nursing, holistic approach ○ Characteristics, nature and scope of nursing practice ○ Functions of a nurse ○ Qualities of a nurse ○ Categories of nursing personnel ○ Nursing as a profession ○ History of nursing in India, trends in nursing <p>Values</p> <ul style="list-style-type: none"> ○ Definition, types and values in professional Nursing: caring and advocacy <p>Ethics:</p> <ul style="list-style-type: none"> ○ Definition and ethical principles ○ Code of ethics and professional conduct for nurse ○ Legal aspects in nursing 		
III	4	Explain the admission and discharge procedure Performs admission and discharge procedure	<p>Hospital Admission And Discharge</p> <p>Admission to the Hospital</p> <ul style="list-style-type: none"> ○ Unit and its preparation, admission bed ○ Admission procedure ○ Special considerations ○ Medico–legal issues ○ Roles and responsibilities of the nurse <p>Discharge from the Hospital</p> <ul style="list-style-type: none"> ○ Types: planned discharge, LAMA & abscond, referrals and transfers ○ Discharge Planning ○ Discharge procedure ○ Special considerations ○ Medico–legal issues ○ Roles and responsibilities of the nurse ○ Care of the unit after discharge 	<ul style="list-style-type: none"> ○ Lecture ○ Discussion ○ Demonstration ○ Lab practice ○ Supervised clinical practice 	<ul style="list-style-type: none"> ○ Essay type ○ Short answers ○ Objective type ○ Assess skills with check list ○ Clinical practical examination


IV	10	<p>Communicate effectively with patient, families and team members and maintain effective human relations projecting professional image</p> <p>Appreciate the importance of patient teaching in nursing</p>	<p>Communication and Nurse Patient Relationship Communication:</p> <ul style="list-style-type: none"> ○ Levels, elements, types, modes, process, factors influencing communication ○ Methods of effective communication - attending skills ○ Rapport building skills ○ Empathy skills ○ Barriers to effective communication <p>Helping Relationships (NPR)</p> <ul style="list-style-type: none"> ○ Johari Window ○ Dimensions of helping relationships, phases of a helping relationship. ○ Communicating effectively with patient, families and team members and maintain effective human relations with special reference to communicating with vulnerable group (children, women, physically and mentally challenged and elderly) <p>Patient Teaching:</p> <ul style="list-style-type: none"> ○ Importance, purposes, process, role of nurse and integrating teaching in nursing process 	<ul style="list-style-type: none"> ○ Lecture ○ Discussion ○ Role play and video film on the nurses interacting with the patient ○ Practice session on patient teaching ○ Supervised clinical practice 	<ul style="list-style-type: none"> ○ Essay type ○ Short answers ○ Objective type
V	10	<p>Explain the concept, uses, format and steps of nursing process</p>	<p>The Nursing Process Critical Thinking And Nursing Judgment:</p> <ul style="list-style-type: none"> ○ Critical thinking, thinking and learning, competencies, attitudes for critical thinking, levels of critical thinking in nursing <p>Nursing process overview</p> <ul style="list-style-type: none"> ○ Definition, steps ○ Application in practice ○ Nursing process format ○ Assessment: collection of data, types, sources, methods, formulating nursing judgment, data interpretation 	<ul style="list-style-type: none"> ○ Lecture ○ Discussion ○ Demonstration ○ Exercise ○ Supervised clinical practice 	<ul style="list-style-type: none"> ○ Essay type ○ Short answers ○ Objective type

		Documents nursing process as per the format	<ul style="list-style-type: none"> ○ Nursing diagnosis: identification of client problems, statement, difference between medical and nursing diagnosis ○ Planning: establishing priorities, establishing goals and expected outcomes, selection of interventions, protocols and standing orders ○ Writing the nursing care plan ○ Implementing the plan of care ○ Evaluation <ul style="list-style-type: none"> ● Outcome of care ● Review and modify ○ Documentation and reporting 		
VI	6	Describe the purposes, types and techniques of recording and reporting	<p>Documentation and Reporting</p> <p>Documentation</p> <ul style="list-style-type: none"> ○ Purposes of recording and reporting ○ Communication within the health care team, <p>Records</p> <ul style="list-style-type: none"> ○ Purpose ○ Types of records: ward records, medical/nursing records ○ Keeping forms, computerized documentation ○ Guidelines for reporting: factual basis, accuracy, completeness, correctness, ○ Organization, confidentiality ○ Methods of recording <p>Reporting - Nurses report</p> <ul style="list-style-type: none"> ○ Change of shift reports, transfer reports, incident reports ○ Minimizing legal liability through effective record keeping 	<ul style="list-style-type: none"> ○ Lecture ○ Discussion ○ Demonstration ○ Practice session ○ Supervised clinical practice 	<ul style="list-style-type: none"> ○ Essay type ○ Short answers ○ Objective type
VII	15	Describe the principles and techniques of monitoring and maintaining vital signs.	<p>Vital Signs</p> <p>Guidelines For Taking Vital Signs</p> <p>Body Temperature:</p> <ul style="list-style-type: none"> ○ Physiology, regulation, factors affecting temperature 	<ul style="list-style-type: none"> ○ Lecture ○ Discussion ○ Demonstration ○ Practice session ○ Supervised clinical practice 	<ul style="list-style-type: none"> ○ Essay type ○ Short answers ○ Objective type


		Monitor and maintain records of vital signs	<ul style="list-style-type: none"> ○ Assessment of body temperature: site, equipment and technique, special considerations ○ Temperature alterations: hyperthermia, heat stroke, hypothermia ○ Care of patients having alternations in temperature. ○ Assessment and management of hyper and hypothermia <p>Pulse:</p> <ul style="list-style-type: none"> ○ Physiology and regulation, characteristics of the pulse, factors affecting ○ Sites, location, equipment, technique, special considerations, alterations in pulse. <p>Respiration:</p> <ul style="list-style-type: none"> ○ Physiology and regulation, mechanics of breathing, characteristics, factors affecting respiration; assessment of respirations, technique, special considerations, ○ Alterations in respiration: (distress): types, assessment, and management. <p>Blood Pressure</p> <ul style="list-style-type: none"> ○ Physiology and regulation, characteristics of blood pressure ○ Assessment of blood pressure: sites, equipment and technique, special considerations, ○ Alterations in blood pressure. ○ Recording of vital signs. 	<ul style="list-style-type: none"> ○ Lecture ○ Discussion ○ Role play and video film on the nurses interacting with the patient ○ Practice session on patient teaching ○ Supervised clinical practice 	<ul style="list-style-type: none"> ○ Assess with checklist and clinical practical examination
VIII	20	Describe purpose and process of health assessment Describe the health assessment of each body system	<p>Health Assessment</p> <ul style="list-style-type: none"> ○ Purposes ○ Process of health assessment ○ Health history ○ Physical Examination: <ul style="list-style-type: none"> ● Methods: inspection, palpation, percussion, auscultation, olfaction 	<ul style="list-style-type: none"> ○ Lecture ○ Discussion ○ Demonstration ○ Practice on simulators ○ Supervised clinical practice 	<ul style="list-style-type: none"> ○ Essay type ○ Short answers ○ Objective type

			<ul style="list-style-type: none"> • Preparation for examination: patient and unit, general assessment, assessment of each body system, recording of health assessment 		
IX	3	Describe the types and care of machinery, equipment and linen	<p>Machinery, Equipment And Linen</p> <ul style="list-style-type: none"> ○ Types: disposable and reusable: linen, rubber goods, glassware, metal, plastic, furniture, machinery. ○ Introduction: Indent, maintenance, inventory. 	<ul style="list-style-type: none"> ○ Lecture ○ Discussion 	<ul style="list-style-type: none"> ○ Essay type ○ Short answers ○ Objective type
X	3	Describe principles and techniques for infection control and biomedical waste management in supervised clinical settings	<p>Infection Control in Clinical Settings</p> <p><i>Infection Control:</i></p> <ul style="list-style-type: none"> ○ Nature of infection ○ Chain of infection, ○ Transmission, ○ Defenses against infection: natural and acquired ○ Hospital acquired infection (Nosocomial infection) <p><i>Concepts of Asepsis</i> Medical and surgical asepsis</p> <p><i>Isolation Precautions-</i> (Barrier nursing)</p> <ul style="list-style-type: none"> ○ Hand washing: simple hand antisepsis and surgical antisepsis (scrub) ○ Isolation: source and protective ○ Personal protecting, equipment: types, uses and techniques of wearing and removing. ○ Decontamination of equipment and unit ○ Transportation of infected patients ○ Standard safety precautions ○ (Universal precautions) ○ Transmission based precautions 	<ul style="list-style-type: none"> ○ Lecture ○ Discussion ○ Demonstration ○ Practice session supervised clinical practice 	<ul style="list-style-type: none"> ○ Essay type ○ Short answers ○ Objective type ○ Assess ○ Skills with check list ○ Clinical practical examination

			<ul style="list-style-type: none"> ○ Biomedical waste management ○ Importance ○ Types of hospital waste ○ Hazards associated with hospital waste ○ Decontamination of hospital waste ○ Segregation transportation and disposal ○ Hospital Infection Control Committee- Nurse's Role 		
XI	70	Describe the basic, physiological and psychosocial needs of patient	<p>Meeting Needs Of Patient Basic Needs (Activities Of Daily Living)</p> <p>i. Provide Safe And Clean Environment</p> <ul style="list-style-type: none"> ○ Physical environment: temperature, humidity, noise, ventilation, light, odor, pests control. ○ Reduction of physical hazards: fire, accidents ○ Safety devices: restraints, side rails, airways, trapeze, etc ○ Role of nurse in providing safe and clean environment: patient environment, room equipment and linen, making patient beds ○ Types of beds and bed making <p>i. Comfort</p> <ul style="list-style-type: none"> ○ Factors influencing comfort ○ Comfort devices <p>ii. Hygiene</p> <ul style="list-style-type: none"> ○ Factors influencing hygienic practice ○ Hygienic care of the skin: bath and pressure points, feet and nail, oral cavity, hair care, eyes, ears, and nose <ul style="list-style-type: none"> ● Assessment, principles, types, equipment, procedure, special considerations. 	<ul style="list-style-type: none"> ○ Lecture ○ Discussion 	<ul style="list-style-type: none"> ○ Essay type ○ Short answers ○ Objective type



		<p>Describe the principles and techniques for meeting basic physiological needs</p>	<p>Physiological Needs</p> <p>i. Sleep and Rest</p> <ul style="list-style-type: none">○ Physiology of sleep○ Factors affecting sleep○ Promoting rest and sleep○ Sleep disorders <p>ii. Nutrition</p> <ul style="list-style-type: none">○ Importance○ Factors affecting nutritional needs○ Assessment of nutritional needs: variables○ Meeting nutritional needs: principles, equipment, procedure and special consideration<ul style="list-style-type: none">● Oral● Enteral: Naso/orogastric● gastrostomy● parenteral○ Treatment related to GIT system○ Nasogastric suction. <p>iii. Urinary Elimination</p> <ul style="list-style-type: none">○ Review of physiology of urine elimination, composition and characteristics of urine, factors influencing urination○ Alteration in urinary elimination○ Retention of urine incontinence assessment and management○ Types and collection of urine specimen○ Observation, urine testing○ Facilitating urine elimination, assessment, types, equipment, procedures and special considerations<ul style="list-style-type: none">● Providing urinal/bed pan● Condom drainage● Perineal care● Catheterization● Care of urinary drainage● Bladder irrigation		
--	--	---	---	--	--



		<ul style="list-style-type: none">iv. Bowel Elimination○ Review of physiology of bowel elimination○ Composition and characteristics of faeces○ Factors affecting bowel elimination○ Alteration in bowel elimination: constipation, diarrhoea, faecal impaction, nursing management.○ Types and collection of specimen of faeces, observation○ Facilitating bowel elimination○ Assessment○ Equipment, procedures and special considerations<ul style="list-style-type: none">● Passing of flatus tube● Enemas● Suppository● Sitz bath● Bowel washv. Mobility and Immobility○ Principles of body mechanics○ Maintenance of normal body alignment and mobility○ Hazards associated with immobility○ Alteration in body alignment and mobility○ Nursing interventions for impaired body alignment and mobility assessment, types, devices used, methods and special consideration, rehabilitation aspects<ul style="list-style-type: none">● Range of motion exercises● Maintaining body● Alignment: positions● Moving● Lifting● Transferring● Walking● Restraints		
--	--	---	--	--



			<ul style="list-style-type: none">○ Care of patients having alteration in mobility○ Assessment of patient having alteration in mobility○ Assessment of self care ability and special consideration <p>vi. Oxygenation</p> <ul style="list-style-type: none">○ Review of cardiovascular and respiratory physiology○ Factors affecting oxygenation○ Alterations in oxygenation○ Nursing interventions in oxygenation: assessment, types, equipment used, procedure and special consideration.<ul style="list-style-type: none">● Maintenance of patent airway● Oxygen administration● Chest physiotherapy and postural drainage● Care of chest drainage● Pulse oximetry● CPR-Basic Life support <p>vii. Fluid, Electrolyte, and Acid Base Balances</p> <ul style="list-style-type: none">○ Review of physiological regulation of fluid electrolyte, and acid base balances○ Assessment, types, equipment procedure and special considerations<ul style="list-style-type: none">● Measuring fluid intake and output.● Correcting fluid electrolyte imbalance, replacement of fluids: oral and parenteral, venipuncture○ Regulating IV Flow rates, changing IV solutions and tubing, changing IV dressing <p>viii. Blood Transfusion</p> <ul style="list-style-type: none">○ Indications○ Blood grouping and cross matching		
--	--	--	--	--	--

		<p>Psychosocial needs of patient Perform nursing assessment, plan, implement and evaluate the care for meeting basic, physiological and psychosocial needs of patient</p>	<ul style="list-style-type: none"> ○ Principles and techniques ○ Complications ○ Nurses' responsibilities <p>ix. Psychosocial Needs</p> <ul style="list-style-type: none"> ○ Concepts of cultural diversity, stress and adaptation, self-concept, sexuality, spiritual health, coping with loss, death and grieving ○ Assessment of psychosocial needs ○ Nursing intervention for psychosocial needs <ul style="list-style-type: none"> ● Assist with coping and adaptation ● Creating therapeutic environment <p>X. Recreational and Diversional Therapies</p>		
XII	40	<p>Explain the principles, routes, effects of administration of medications</p> <p>Calculate conversions of drugs and dosages within and between system of measurements</p>	<p>Administration of Medications</p> <p>i. General Principles/ considerations</p> <ul style="list-style-type: none"> ○ Purposes of medication ○ Principles: Five (5) rights, special considerations, prescriptions, safety in administering medications and medication errors ○ Drug forms ○ Routes of administration storage and maintenance of drugs and nurses responsibility ○ Broad classification of drugs ○ Therapeutic effect, side effects, toxic effects, idiosyncratic reactions, allergic reactions, drug tolerance, drug interactions. ○ Factors Influencing drug actions ○ Systems of drug measurement: metric system, apothecary system, household measurements solutions 	<ul style="list-style-type: none"> ○ Lecture ○ Discussion ○ Demonstration ○ Practice session ○ Supervised clinical practice 	<ul style="list-style-type: none"> ○ Essay type ○ Short answers ○ Objective type ○ Assess with check list and clinical practical examination

		<p>Administer drugs by the following routes: oral, intradermal, subcutaneous, intramuscular, intra venous topical, inhalation</p>	<ul style="list-style-type: none"> ○ Converting measurements units: conversion within one system, conversion between systems, dosage calculation, ○ Terminologies and abbreviations used in prescriptions of medications ii. Oral Drugs Administration ○ Oral, sublingual and buccal: equipment, procedure iii. Parenteral ○ General principles: decontamination and disposal of syringes and needles ○ Types of parenteral therapies ○ Types of syringes, needles, canula, and infusion sets ○ Protection from needle stick injuries: giving medications with a safety syringe. ○ Routes of parenteral therapies <ul style="list-style-type: none"> ● Intradermal: purpose, site, equipment, procedure, special considerations ● Subcutaneous: purpose, site, equipment, procedure, special considerations ● Intramuscular: purpose site, equipment, procedure, special considerations ● Intravenous: purpose, site equipment procedure, special considerations. ● Advanced techniques: epidural, intrathecal, intra ossoeus, intra peritoneal, intraplural, intrarterial. ○ Role of nurse iv. Topical Administration ○ Purpose, site, equipment, procedure, special consideration ○ Application to skin ○ Application to mucous membrane 		
--	--	---	--	--	--

		Administer drugs by the following routes: oral, intradermal, subcutaneous, intramuscular, intra venous topical, inhalation	<ul style="list-style-type: none"> • Direct application of liquids: gargle and swabbing the throat • Insertion of drug in to body cavity; suppository/ medicated packing in rectum/vagina • Instillations: ear, eye, nasal, bladder and rectal • Irrigations: eye, ear, bladder, vaginal and rectal. • Spraying: nose and throat <p>v. Inhalation</p> <ul style="list-style-type: none"> ○ Nasal, oral, endotracheal/ tracheal (steam, oxygen and medications): purpose, types, equipment, procedure, special considerations ○ Recording and reporting of medications administered. 		
XIII	5	Explain the principles, classifications and therapeutic uses of heat and cold	<p>Therapeutic Uses Of Heat And Cold</p> <ul style="list-style-type: none"> ○ General principles, classification ○ Hot application: effect on the body ○ Classification: hot water bag, infrared therapy, fomentation, Sitz bath, hypo and hyperthermic measures. ○ Cold application: cold compress, ice cap, tepid sponge ○ Nurses' responsibility in heat and cold applications. 	<ul style="list-style-type: none"> ○Lecture ○Discussion ○Demonstration ○Practice session ○Supervised clinical practice 	<ul style="list-style-type: none"> ○ Essay type ○ Short answers ○ Objective type ○ Assess with check list and clinical practical examination
XIV	10	Describe the pre and postoperative care of patients.Explain the process of wound healingExplain the principles and techniques of wound care.	<p>Meeting needs of Perioperative Patients</p> <ul style="list-style-type: none"> ○ Definition and concept of perioperative nursing. ○ Preoperative phase: preparation of patient for surgery. ○ Intraoperative: operation theatre setup and environment, role of nurse ○ Postoperative phase: recovery unit, postoperative unit, postoperative care 	<ul style="list-style-type: none"> ○Lecture ○Discussion ○Demonstration ○Practice session ○Supervised clinical practice 	<ul style="list-style-type: none"> ○ Essay type ○ Short answers ○ Objective type ○ Assess with check list and clinical practical examination

		Perform care of wounds.	<ul style="list-style-type: none"> ○ Care of the wound: types, equipment, procedure and special considerations: dressings, ○ Suture care: care of drainage. 		
XV	5	Explain the care of patients having alterations in body functioning	<p>Meeting Special Needs Of The Patient Care of Patients Having Alterations in:</p> <ul style="list-style-type: none"> ○ Sensorium (unconsciousness): assessment, management. ○ Functioning of sensory organs (visual & hearing impairment): assessment of self-care ability, communication methods and special considerations. ○ Mobility (physically challenged, cast): assessment of self-care ability, communication methods and special considerations. ○ Mental state (mentally challenged): assessment of self-care ability; communication methods and special considerations. ○ Comfort (pain): nature, types, factors influencing pain, coping, assessment, management. 	<ul style="list-style-type: none"> ○ Lecture ○ Discussion ○ Supervised clinical practice 	<ul style="list-style-type: none"> ○ Essay type ○ Short answers ○ Objective type
XVI	5	Explain the care of terminally ill patient	<ul style="list-style-type: none"> ○ Care of terminally ill patient ○ Concepts of loss, grieving process ○ Signs of clinical death ○ Care of dying patient: special consideration ○ Advance directives: euthanasia, will, dying declaration, organ donation etc. ○ Medico-legal issues ○ Care of dead body ○ Equipment, procedure and care of unit ○ Autopsy ○ Embalming 	<ul style="list-style-type: none"> ○ Lecture ○ Discussion ○ Demonstration ○ Case, discussion / role play ○ Practice session ○ Supervised clinical practice 	<ul style="list-style-type: none"> ○ Essay type ○ Short answers ○ Objective type

XVII	5	Explain concepts, models and theories. Introduce theories in Nursing	Professional Nursing Concepts And Practices <ul style="list-style-type: none"> ○ Conceptual and theoretical models of nursing practice: ○ Introduction to models: holistic, health belief, health promotion etc. ○ Introduction to Theories in Nursing: Abdallah, Henderson's, Orem's, Neuman's, Roger's, Roy's, and Maslow. 	<ul style="list-style-type: none"> ○Lecture ○Discussion 	<ul style="list-style-type: none"> ○ Essay type ○ Short answers ○ Objective type
XVIII	17	Explain the principles of first aid. Demonstrate application of bandages	First Aid Nursing <ul style="list-style-type: none"> ○ Definition, preparation of equipment, qualification of a first aider, application of bandages and slings. ○ Shifting of patients with spine dislocation, padding and splinting fractured limbs. ○ First aid measures and antidotes in poisoning ○ Immediate care of patients with snakebite, rabid dog bite, burns, scalds, frost bite, sunstroke, first aid and nursing management in simple emergencies ○ Common accidents, preventive measures emergency care of poisoning wounds: poisoning, foreign body in the eye, ear, nose & throat ○ Cardiopulmonary resuscitation (CPR) 	<ul style="list-style-type: none"> ○Lecture ○Discussion ○Demonstration 	<ul style="list-style-type: none"> ○ Short answers ○ Multiple choice ○ Objective type

References:

1. Potter P A, Potter AG., Fundamentals of nursing.6th ed. London: Mosby Publication; 2005.
2. Kozier B, Erb G, Berman AJ, Burke K. Fundamentals of nursing, theory and practice. 6th ed. Addison: Wesley Longmann Publication; 2001.
3. Taylor C, Lillis C, Lemone P., Fundamentals of nursing – the art and science of nursing care. 5th ed. Philadelphia: Lippincott; 2005.
4. Bolander VB. Sorenson and Luckmann's basic nursing – a psychophysiological approach. 3rd ed. Philadelphia: W.B. Saunder's company; 1986.
5. Perry AG, Potter PA. Clinical nursing skills and techniques. 3rd ed. St. Louis: Mosby Publications; 2003.
6. Ellis JR, Nowlis EA, Bentz PM. Modules for basic nursing skills. vol. I & II. 6th ed. Philadelphia: Lippincott;1996.

7. White L. Foundations of nursing. 2nd ed. Australia: Thomson Delmar Learning; 2005.
8. Potter PA. and Perry AG. Basic nursing – concepts process & practice. 6th ed. London: Mosby; 1994.
9. Dugas BW. Introduction to patient care – a comprehensive approach to nursing. 4thed.Philadelphia: WB Saunders Company; 2004.
10. Leahy JM, Kizilay PE. Foundations of nursing practice – a nursing process approach. Philadelphia: WB Saunders Company; 1998.
11. Potter PA, Perry AG. Basic nursing-essentials for practice. 5th ed. St.louis: Mosby; 1999
12. Rosdahl CB. Text book of basic nursing. 8th ed. Philadelphia: Lippincott; 2003.
13. Potter PA, Perry AG, Basic nursing-theory and practice. 3rd ed. St. Louis: Mosby; 2002.
14. Craven RF, Hirnle CJ. Fundamentals of nursing-human health and function. 5th ed. Philadelphia: Lippincott Williams and Wilkins; 2003.
15. Doenges ME, Moorhuse MF, Geissler AC. Nursing care plans-guidelines for individualizing patient care. 4th ed. Philadelphia: FA Davis company; 1997.
16. Singh A. First aid and emergency care. 8th ed. Indore: NR Brother's; 2001.
17. Yallaswamy AA. First aid and emergency nursing
18. Gupta nad Gupta First aid. N.Delhi JB Brothers; 2005.
19. St. John's Ambulance. Emergency first aid. 8th ed; 2002.
20. Mohapatra R. First Aid for you and Mc. 2nd ed. Reprint, Calcutta Academic Publishers; 2008.



Areas	Time (Hours)	Objectives	Skills	Assignments	Assessment Methods
		Prepare nursing care plan as per the nursing process format Communicate effectively with patients, families team members ○ Prepare and present patient reports ○ Monitor vital signs	Communication ○ Use verbal and non verbal communication techniques ○ Prepare a plan for patient teaching session ○ Write patient report ○ Change of shift reports, transfer reports, incident reports etc. ○ Present patient report Vital Signs ○ Measure, records and interpret alteration in body temperature, pulse, respiration and blood pressure Health Assessment ○ Health history taking ○ Perform assessment <ul style="list-style-type: none"> ● General ● Body systems ○ Use various methods of physical examination <ul style="list-style-type: none"> ● Inspection ● Palpation ● Percussion ● Auscultation ● Olfaction ○ Identification of system wise deviations Prepare Patient's Unit ○ Prepare beds: open, closed, occupied, operation, amputation, cardiac, fracture, burn, divided & Fowler's bed ○ Pain assessment and provision for comfort Use comfort devices hygienic care: ○ Oral hygiene ○ Baths and care of pressure points ○ Hair wash, pediculosis treatment	○ Role plays in simulated situations on communication techniques- 1 ○ Health talk - I ○ Write nurses' notes and present the patient report of 2-3 assigned patient ○ Lab practice ○ Measure vital signs of assigned patient ○ Practical in lab & hospital	○ Assessment of actual care given with rating scale. ○ Assess role plays with the check list on communication techniques ○ Assess health talk with the checklist ○ Assessment of communication techniques by rating scale ○ Assessment of each skill with check list ○ Completion of activity record ○ Assessment of each skill with check list

Areas	Time (Hours)	Objectives	Skills	Assignments	Assessment Methods
			<p>Feeding</p> <ul style="list-style-type: none"> ○ Oral, enteral ○ Naso/orogastric gastrostomy and parenteral feeding ○ Naso-gastric insertion, suction, and irrigation <p>Assisting Patient In Urinary Elimination</p> <ul style="list-style-type: none"> ○ Provide urinal/bed pan ○ Condom drainage ○ Perineal care ○ Catheterization ○ Care of urinary drainage ○ Bladder irrigation <p>Assisting Bowel Elimination</p> <ul style="list-style-type: none"> ○ Insertion of flatus tube ○ Enemas ○ Insertion of suppository ○ Bowel wash <p>Body Alignment And Mobility</p> <ul style="list-style-type: none"> ○ Range of motion exercises ○ Positioning: recumbent, lateral (rt/lt) Fowler's, Sim's, Lithotomy, Prone, Trendelenburg position ○ Assist patient in moving, lifting, transferring walking ○ Restraints <p>Oxygen Administration</p> <ul style="list-style-type: none"> ○ Suctioning: oropharyngeal, nasopharyngeal ○ CPR-basic life support ○ Intravenous therapy ○ Collect/assist for collection of specimens for investigations urine, sputum, faeces vomitus, blood and other body fluids 	<ul style="list-style-type: none"> ○ Simulated exercise on CPR manikin 	<ul style="list-style-type: none"> ○ Assessment of each skill with rating scale ○ Completion of activity record

Areas	Time (Hours)	Objectives	Skills	Assignments	Assessment Methods
		Provide care to dying and dead Counsel and support relatives	<ul style="list-style-type: none"> • Prepare lotions • Care of articles Administration of medications <ul style="list-style-type: none"> ○ Administer medications in different forms and routes <ul style="list-style-type: none"> • Oral, sublingual and buccal • Parenteral: intradermal, subcutaneous, intramuscular etc. ○ Assist with intra venous medications ○ Drug measurements and dose calculations ○ Preparation of lotions and solutions ○ Administers topical applications ○ Insertion of drug into body cavity: suppository and medicated packing ○ Instillation of medicine and spray into ear, eye, nose and throat ○ Irrigation: eye, ear, bladder, vagina and rectum ○ Inhalations: dry and moist Care of dying patient <ul style="list-style-type: none"> ○ Caring and packing of dead body ○ Counselling and supporting grieving relatives ○ Terminal care of the unit 		

Clinical Assignments

- 1) Nursing assessment – 2 (On prescribed assessment format)
- 2) Nursing Care plans - 2
- 3) Nursing Care plan Presentation –1
- 4) Daily Dairy
- 5) Drug file, discussion book
- 6) Procedure book
- 7) Practical record

Evaluation

1. Theory: Three sessional examinations $50 \times 3 = 150$
Average in 50
2. Clinical
 - Ongoing assessment - 50
 - Clinical assignment - 25
 - Internal Practical - 25

Total 100

References:

- 1) Potter Patricia A. Fundamentals of nursing C.V. Mosby Company. St.Louis
- 2) Julia M. Leaby, Patricia E. Kiziky Foundations of nursing practice – a nursing process approach, W.B. saunders company, Philidelphia, 1998.
- 3) Patricia A. Potter, Anne Griffin Perry, Basic nursing, essentials for practice, Mosby 5th ed; 1999.
- 4) Caroline Bunker Rosdahl “ Text book of basic nursing” 7th ed, Lippincott
- 5) Patricia A. Potter, Anne Griffin Pemy “Basic nursing – theory and practice” Mosby, St. Louis 3rd ed.
- 6) Fundamentals of nursing – a procedure manual TNAI- Published by TNAI; 2005.

ENGLISH

Placement: First year

Time: 60 Hours

Course Description: The course is designed to enable students to enhance ability to comprehend spoken and written English (and use English) required for effective communication in their professional work. Students will practice their skills in verbal and written English during clinical and classroom experiences.

Unit	Time (Hrs)	Learning Objectives	Content	Teaching Learning Activities	Assessment Methods
I	10	Speak and write grammatically correct English	<ul style="list-style-type: none"> ○ Review of grammar. ○ Remedial study of grammar. ○ Building vocabulary. ○ Phonetics. ○ Public speaking 	<ul style="list-style-type: none"> ○ Demonstrate use of dictionary ○ Class room conversation ○ Exercise on use of grammar ○ Practice in public speaking 	<ul style="list-style-type: none"> ○ Objective type ○ Fill in the blanks ○ Para phrasing
II	30	Develop ability to read, understand and express meaning fully, the prescribed text	<ul style="list-style-type: none"> ○ Read and comprehend prescribed course books 	<p>Exercise on:</p> <ul style="list-style-type: none"> ○ Reading ○ Summarizing ○ Comprehension 	<ul style="list-style-type: none"> ○ Short answers ○ Essay type
III	10	Develop writing skills	<ul style="list-style-type: none"> ○ Various forms of composition ○ Letter writing ○ Note taking ○ Précis writing ○ Anecdotal records ○ Diary writing ○ Reports on health problems etc. ○ Resume/CV 	<p>Exercise on writing</p> <ul style="list-style-type: none"> ○ Letter writing ○ Nurses' note ○ Précis ○ Diary ○ Anecdote ○ Health problems ○ Story writing ○ Resume/CV ○ Essay writing ○ Discussion on written reports/ documents. 	<ul style="list-style-type: none"> ○ Assessment of the skills based on the check list
IV	6	Develop skill in spoken English	<p>Spoken English</p> <ul style="list-style-type: none"> ○ Oral report ○ Discussion ○ Debate ○ Telephonic conversation 	<p>Exercise on:</p> <ul style="list-style-type: none"> ○ Debating ○ Participating in seminar, panel, symposium ○ Telephonic conversation 	<ul style="list-style-type: none"> ○ Assessment of the skills based on the check list
V	4	Develop skill in listening comprehension	<p>Listening Comprehension</p> <ul style="list-style-type: none"> ○ Media, audio, video, speeches, etc. 	<p>Exercise on:</p> <ul style="list-style-type: none"> ○ Listening to audio, video, tapes and identify the key points 	<ul style="list-style-type: none"> ○ Assessment of the skills based on the check



References

1. Thomson AJ, Matinene AV. A practical English grammar. Oxford university press.
2. English grammar for today, Published by Mc. Millan; 1997.
3. Cambridge English pronouncing dictionary, latest edition.
4. Krishna Mohan, Meera Banerji. Developing communication skills. Mc. Millan publishers.
5. Rizwi. M. Ashraf. Effective technical communication. New Delhi. Tata Mc Graw Hill publishing company.
6. Vocabulary booster. Hydrabad. Neelkamal Publications.

REGIONAL LANGUAGE

Placement : First year

Time : 30 hours

I. Grammar

1. dÉçĭP·ç (Voice)
2. ÕPµcç (The sentence)
3. ÕĭÆÕßĭP·ç (Parts of speech)
4. ĭcPÈç - ¥ÈbPĭcPÈç (Direct and Indirect speech)
5. ÕßÇß - Èßç×Çç (Affirmative and Negative)
6. ç°PÆcç øâÈç ĭPχáµ (Change the Question Tag)
7. ÕPµcÕáiß, ÉÆÕáiß (Correction of syllabus)
8. èÕÛßµZ (Idioms)
9. µæJÝájí (Letter writing – personal, official matters connection with daily life)
10. ©ÉÈcPØø°È (Essay writing – on topics of every day life)

II. Literature Part

1. Poetry
2. Prose

I. Grammar

1. Transformation of Sentences
(Active and Passive voice, Simple Compound, Direct and Indirect)
2. Correction of sentence
(Grammatical and Idiomatic)
3. Vocabulary Building
4. Composition
(Idioms and Proverbs, Letter writing, short essay)

II. Literature

Poetry - Prose

INTRODUCTION TO COMPUTER APPLICATION

Placement: First year

Time : 45 hours

Theory : 15 hours

Practical : 30 hours

Course Description: This course is designed for students to develop basic understanding of uses of computer and its applications in nursing

Unit	Time (Hrs)		Learning Objective	Content	Teaching Learning Activities	Assessment Method
	Th.	Pr.				
I	3		Identify & define various concepts used in computer Identify application of computer in nursing	Introduction <ul style="list-style-type: none"> ○ Concepts of computers ○ Hardware and software ○ Trends and technology ○ Application of computers in nursing 	<ul style="list-style-type: none"> ○ Lecture cum discussion ○ Explain using charts ○ Panel discussion 	<ul style="list-style-type: none"> ○ Short answer questions ○ Objective type
II	6	20	Describe and use the Disk Operating System (DOS) Demonstrate skill in the use of MS office	Introduction to Disk Operating System <ul style="list-style-type: none"> ○ DOS ○ Windows (all version) ○ MS Word ○ MS Excel with pictorial presentation ○ MS- Access ○ MS-PowerPoint 	<ul style="list-style-type: none"> ○ Lecture ○ Discussion ○ Demonstration ○ Practice session 	<ul style="list-style-type: none"> ○ Short answers ○ Objective type ○ Practical exam
III	2	3	Demonstrate skill in using multimedia Identify features of computer aided teaching and testing	<ul style="list-style-type: none"> ○ Multimedia : types & uses ○ Computer aided teaching & testing 	<ul style="list-style-type: none"> ○ Lecture ○ Discussion ○ Demonstration 	<ul style="list-style-type: none"> ○ Short answers ○ Objective type ○ Practical exam and viva voice
IV	1	3	Demonstrate use of internet and Email	<ul style="list-style-type: none"> ○ Use of Internet and e-mail 	<ul style="list-style-type: none"> ○ Lecture ○ Discussion ○ Demonstration 	<ul style="list-style-type: none"> ○ Short answers ○ Objective type ○ Practical exam and viva voice
V	2	2	Describe and use the statistical packages	<ul style="list-style-type: none"> ○ Statistical packages: types and their features 	<ul style="list-style-type: none"> ○ Lecture ○ Discussion ○ Demonstration ○ Practice Session 	<ul style="list-style-type: none"> ○ Short answers ○ Objective type ○ Practical exam and viva voice
VI	1	2	Describe the use of Hospital Management System	<ul style="list-style-type: none"> ○ Hospital management system: types and uses ○ Electronic patient records 	<ul style="list-style-type: none"> ○ Lecture ○ Discussion ○ Demonstration 	<ul style="list-style-type: none"> ○ Short answers ○ Objective type ○ Practical exam and viva voice



References

1. Vikas Gupta Condex computer course Kit Dreamtech Press, New Delhi.
2. H. Dominic Cvvey & Neil Harding Mc Alister, Computers in the practice of medicine' vol I & II, Addison-Wesley Publishing Company, Inc; 1980.
3. Dheenadayalu. R, 'Computer Science vol I & II, Tata McGraw Hill Publishing Company Limited New Delhi; 1989.
4. Alicoll Leslie H, 'Computers in Nursings, Nurse's guide to the internet' 3rd ed, Lippincott, Philadelphia; 2001.
5. Goel M.K., Introduction to computer science Sterling Publishers Pvt Ltd, New Delhi; 1989.

Medical Surgical Nursing (Adult including Geriatrics) - I

Placement: Second year

Time: Theory – 210 hours
Practical – 760 hours

Course Description: The purpose of this course is to acquire knowledge and develop proficiency in caring for patients with medical and surgical disorders in varieties of health care settings and at home.

Unit	Time (Hrs)	Learning Objectives	Content	Teaching Learning Activity	Assessment Methods
I	15	Appreciate the trends in medical and surgical nursing Describe the role of a nurse in caring for adult patient in hospital and community Describe the concepts of medical surgical asepsis	Introduction <ul style="list-style-type: none"> ○ Introduction to medical surgical nursing: evolution and trends of medical and surgical nursing ○ Review of concepts of health and illness diseases – concepts, causations, classification – International Classification Diseases (ICD – 10 or later version), acute, chronic & terminal illness, stages of illness ○ Review of concepts of comprehensive nursing care in medical surgical conditions based on nursing process ○ Role of nurse, patient and family in care of adult patient ○ Role and responsibilities of a nurse in medical surgical settings <ul style="list-style-type: none"> ● Outpatient department ● Inpatient unit ● Intensive care unit ● Home and community settings ○ Introduction to medical surgical asepsis <ul style="list-style-type: none"> ● Inflammation and infection ● Immunity ● Wound healing ○ Care of surgical patient <ul style="list-style-type: none"> ● Pre-operative ● Intra operative ● Post operative 	<ul style="list-style-type: none"> ○ Lecture ○ Discussion ○ Demonstration ○ Practice session ○ Supervised clinical practice 	<ul style="list-style-type: none"> ○ Short answers ○ Objective type ○ Assessment of skills with check list

II	15	Describe the common signs, symptoms problems and their specific nursing interventions.	Common Signs And Symptoms And Management <ul style="list-style-type: none"> ○ Fluid and electrolyte imbalance ○ Vomiting ○ Dyspnea and cough, respiratory obstruction ○ Fever ○ Shock ○ Unconsciousness, syncope ○ Pain ○ Incontinence ○ Edema ○ Age related problems-geriatric 	<ul style="list-style-type: none"> ○ Lecture ○ Discussion ○ Seminar ○ Case discussion 	<ul style="list-style-type: none"> ○ Short answers ○ Objective type
III	20	Describe the etiology, pathophysiology, clinical manifestations, diagnostic measures and management of patients (adults including elderly) with disorders of respiratory systems	Nursing Management Of Patients (Adults Including Elderly) With Respiratory Problems) <ul style="list-style-type: none"> ○ Review of anatomy and physiology of respiratory system ○ Nursing assessment: history and physical assessment ○ Etiology, pathophysiology, clinical manifestations, diagnosis, treatment modalities and medical, surgical, dietetics and nursing management of adults including elderly with <ul style="list-style-type: none"> ● Upper respiratory tract infections ● Bronchitis ● Asthma ● Emphysema ● Empyema ● Atelectasis ● Chronic obstructive pulmonary disease (COPD) ● Bronchiectasis ● Pneumonia ● Pulmonary tuberculosis ● Lung abscess ● Pleural effusion ● Cysts and tumors 	<ul style="list-style-type: none"> ○ Lecture ○ Discussion ○ Explain using charts, graphs ○ Models, films, slides ○ Demonstration ○ Practice session ○ Case discussion/ seminar ○ Health education ○ Supervised clinical practice ○ Drug book/ presentation 	<ul style="list-style-type: none"> ○ Essay type ○ Short answers ○ Objective type ○ Assessment of skills with check list ○ Assessment of patient management problem



			<ul style="list-style-type: none"> • Chest injuries • Respiratory arrest and insufficiency • Pulmonary embolism ○ Special therapies, alternative therapies ○ Nursing procedures ○ Drugs used in treatment of respiratory disorders 		
IV	20	Describe the etiology, pathophysiology, clinical manifestations, diagnostic measures and nursing management of patients (adult including elderly) with disorders of digestive systems	<p>Nursing Management Of Patients (Adult Including Elderly) With Disorders Of Digestive System</p> <ul style="list-style-type: none"> ○ Review of anatomy and physiology of digestive system ○ Nursing assessment: history and physical assessment ○ Etiology, pathophysiology, clinical manifestations, diagnosis, treatment modalities and medical management of disorders of: <ul style="list-style-type: none"> • Oral cavity: lips, gums, tongue, salivary glands and teeth. • Oesophagus: inflammation stricture, obstruction, bleeding and tumors • Stomach and duodenum: hiatus hernia, gastritis, peptic and duodenal ulcer, bleeding, tumors, pyloric stenosis • Small intestinal disorders: inflammation and infection, enteritis, malabsorption, obstruction, tumor and perforation • Large intestinal disorders: colitis, inflammation and infection, obstruction and tumor and lump • Hernias • Appendix: inflammation, mass, abscess, rupture 	<ul style="list-style-type: none"> ○ Lecture ○ Discussion ○ Explain using charts, graphs ○ Models, films, slides ○ Demonstration ○ Practice session ○ Case discussion/ seminar ○ Health education ○ Supervised practice ○ Drug book/ presentation 	<ul style="list-style-type: none"> ○ Essay type ○ Short answers ○ Objective type ○ Assessment of skills with check list ○ Assessment of patient management problem

			<ul style="list-style-type: none"> • Anus & rectum: hemorrhoids, fissures, fistulas • Peritonitis/acute abdomen • Pancreas: inflammation, cyst abscess and tumors • Liver: inflammation, cyst, abscess, cirrhosis, portal hypertension, hepatic failure, tumors • Gall bladder: inflammation obstruction, stones and tumors <ul style="list-style-type: none"> ○ Special therapies, alternative therapies ○ Nursing procedures ○ Drugs used in treatment of disorders of digestive system 		
V	30	Describe the etiology, pathophysiology, clinical manifestations, diagnostic measures and nursing management of patients with blood and cardio vascular problems Describe the vascular conditions and its nursing management	<p>Nursing Management Of Patient (Adults Including Elderly) With Blood And Cardio Vascular Problems</p> <ul style="list-style-type: none"> ○ Review of anatomy and physiology of blood and cardio vascular system ○ Nursing assessment: history and physical assessment ○ Etiology, pathophysiology, clinical manifestations, diagnosis, treatment modalities and medical, surgical, dietetics & nursing management of Vascular system: • Hypertension • Hypotension • Artherosclerosis • Raynaud’s disease • Aneurysm and peripheral vascular disorders <p>Heart</p> <ul style="list-style-type: none"> • Coronary artery disease <ul style="list-style-type: none"> r Ischemic heart disease r Coronary atherosclerosis r Angina pectoris r Myocardial infarction 	<ul style="list-style-type: none"> ○ Lecture ○ Discussion ○ Explain using charts, graphs ○ Models, films, slides ○ Demonstration ○ Practice session ○ Case discussion/ seminar ○ Health education ○ Supervised clinical practice ○ Drug book/ presentation ○ Visit to blood bank ○ Participation in blood donation camps ○ Counseling 	<ul style="list-style-type: none"> ○ Essay type ○ Short answers ○ Objective type ○ Assessment of skills with check list ○ Assessment of patient management problem



			<ul style="list-style-type: none">• Valvular disorders of the heart<ul style="list-style-type: none">□ Congenital and acquired□ Rheumatic heart diseases• Endocarditis, pericarditis,• Cardio myopathies• Cardiac dysrhythmias, heart block• Congestive cardiac failure<ul style="list-style-type: none">□ Cor-pulmonale, pulmonary edema, cardiogenic shock, cardiac• Cardiac emergencies an arrest• Cardio pulmonary resuscitation (CPR)• Blood<ul style="list-style-type: none">□ Anaemias□ Polycythemia□ Bleeding disorders, clotting factor defects and platelet defects□ Thalassemia□ Leukaemiasp Leukopenias and agranulocytosis□ Lymphomasr Myelomas• Special therapies<ul style="list-style-type: none">□ Blood transfusion, safety checks, procedure and requirements, management of adverse transfusion reaction, records for blood transfusionp Management and counselling of blood donors, phlebotomy procedure and post donation management. Blood bank functioning and hospital transfusion committee. Bio-safety and waste management in relation to blood transfusion□ Role of nurse in organ donation, retrieval and banking		
--	--	--	--	--	--

			<ul style="list-style-type: none"> ○ Alternative therapies nursing procedures ○ Drugs used in treatment of blood and cardio vascular disorders 		
VI	10	Describe the etiology, pathophysiology, clinical manifestations, diagnostic measures and nursing management of patients (adults including elderly) with disorders of genitor-urinary system.	<p>Nursing Management Of Patient (Adults Including Elderly) With Genito-Urinary Problems</p> <ul style="list-style-type: none"> ○ Review of anatomy and physiology of genito- urinary system ○ Nursing assessment: history and physical assessment ○ Etiology, pathophysiology clinical manifestations, diagnosis, treatment modalities and medical, surgical, dietetics & nursing management of: <ul style="list-style-type: none"> ● Nephritis ● Nephrotic syndrome ● Nephrosis ● Renal calculus ● Tumors ● Acute renal failure ● Chronic renal failure ● End stage renal disease ● Dialysis, renal transplant ● Congenital disorders, urinary infections ● Benign prostate hypertrophy ● Disorders of ureter, urinary bladder and urethra inflammation, infection, stricture, obstruction tumor, prostate ○ Special therapies, alternative therapies ○ Nursing procedures ○ Drugs used in treatment of genitor urinary disorders 	<ul style="list-style-type: none"> ○ Lecture ○ Discussion ○ Explain using charts, graphs ○ Models, films, slides ○ Demonstration ○ Practice session ○ Case discussion/ seminar ○ Health education ○ Supervised clinical practice ○ Drug book/ presentation 	<ul style="list-style-type: none"> ○ Essay type ○ Short answers ○ Objective type ○ Assessment of skills with check list ○ Assessment of patient management problem
VII	5	Describe the etiology, pathophysiology clinical manifestations, diagnostic measures and	<p>Nursing Management Of Disorders Of Male (Adults Including Elderly) Reproductive System</p> <ul style="list-style-type: none"> ○ Review of anatomy and physiology of male reproductive system 	<ul style="list-style-type: none"> ○ Lecture ○ Discussion ○ Explain using charts, graphs ○ Models, films slides ○ Demonstration 	<ul style="list-style-type: none"> ○ Essay type ○ Short answers ○ Objective type ○ Assessment of skills



		nursing management of patients (adults including elderly) with disorders of male reproductive system	<ul style="list-style-type: none"> ○ Nursing assessment: history and physical assessment ○ Etiology, pathophysiology clinical manifestation diagnosis, treatment modalities and medical surgical, dietetics & nursing management of disorders of male reproductive system such as: <ul style="list-style-type: none"> ■ Congenital malformations: cryptorchidism, hypospadiasis, epispadiasis. ■ Infections ■ Testes and adjacent structures ■ Penis ■ Prostate: inflammation, infection, hypertrophy tumor ■ Sexual dysfunction ■ Infertility ■ Contraception ■ Breast: gynecomastia, tumor ■ Climacteric changes ○ Special therapies, alternative therapies ○ Nursing procedures ○ Drugs used in treatment of disorders of male reproductive system 	<ul style="list-style-type: none"> ○ Practice session ○ Case discussion/ seminar ○ Health education ○ Supervised clinical practice ○ Disaster management drills ○ Drug book/ presentation 	<ul style="list-style-type: none"> with check list ○ Assessment of patient management problem
VIII	10	Describe the etiology, pathophysiology, clinical manifestations, diagnostic measures and nursing management of patients (adults including elderly) with disorders of endocrine system	<p>Nursing Management Of Patient (Adults Including Elderly) With Disorders Of Endocrine System</p> <ul style="list-style-type: none"> ○ Review of anatomy and physiology of endocrine system ○ Nursing assessment: history and physical assessment ○ Etiology, pathophysiology, clinical manifestations, diagnosis, treatment modalities and medical, surgical, dietetics & nursing management of: <ul style="list-style-type: none"> ■ Disorders of thyroid and 	<ul style="list-style-type: none"> ○ Lecture ○ Discussion ○ Explain using charts, graphs ○ Models, films, slides ○ Demonstration ○ Practice session ○ Case discussion/ seminar ○ Health education ○ Supervised clinical practice ○ Drug book/ presentation 	<ul style="list-style-type: none"> ○ Essay type ○ Short answers ○ Objective type ○ Assessment of skills with check list ○ Assessment of patient management problem

			<ul style="list-style-type: none"> parathyroid • Diabetes mellitus • Diabetes insipidus • Adrenal tumor • Pituitary disorders ○ Special therapies, alternative therapies ○ Nursing procedures ○ Drugs used in treatment of disorders of endocrine system 	<ul style="list-style-type: none"> ○ Visit to old age home 	
IX	10	Describe the etiology, pathophysiology, clinical manifestations, diagnostic measures and nursing management of patients (adults including elderly) with disorders of skin	<p>Nursing Management Of Patient (Adult Including Elderly) With Disorders Of Integumentary System</p> <ul style="list-style-type: none"> ○ Review of anatomy and physiology of skin and its appendages ○ Nursing assessment: history and physical assessment ○ Etiology, pathophysiology, clinical manifestations, diagnosis, treatment modalities and medical, surgical, dietetics & nursing management of disorders of skin and its appendages. <ul style="list-style-type: none"> • Lesions and abrasions • Infection and infestations, dermatitis • Dermatoses, infectious and non infectious “inflammatory dermatoses” • Acne vulgaris • Allergies and eczema • Psoriasis • Malignant melanoma • Alopecia ○ Special therapies, alternative therapies ○ Nursing procedures ○ Drugs used in treatment of disorders of integumentary system 	<ul style="list-style-type: none"> ○ Lecture ○ Discussion ○ Explain using charts, graphs ○ Models, films, slides ○ Practice session ○ Case discussion/ seminar ○ Health education 	<ul style="list-style-type: none"> ○ Essay type ○ Short answers ○ Objective type

X	15	Describe the etiology, pathophysiology clinical manifestations, diagnostic measures and nursing management of patients (adults including elderly) with disorders of musculoskeletal system	<p>Nursing Management Of Patient (Adult Including Elderly) With Musculoskeletal Problems</p> <ul style="list-style-type: none"> ○ Review of anatomy and physiology of musculoskeletal system ○ Nursing assessment: history and physical assessment ○ Etiology, pathophysiology, clinical manifestations, diagnosis, treatment modalities and medical, surgical, dietetics & nursing management of: <ul style="list-style-type: none"> ■ Disorders of: <ul style="list-style-type: none"> □ Muscles, ligaments and inflammation, infection, trauma □ Bones inflammation, infection, dislocation, fracture, tumor and trauma ■ Osteomalacia and osteoporosis ■ Arthritis ■ Congenital deformities ■ Spinal column: defects and deformities, tumor, prolapsed inter vertebral disc, pott's spine ■ Paget's disease ■ Amputation ■ Prosthesis ■ Transplant & replacement surgeries ■ Rehabilitation <ul style="list-style-type: none"> ■ Special therapies, alternative therapies ■ Nursing procedures <ul style="list-style-type: none"> ■ Drugs used in treatment of disorders of musculoskeletal system 	<ul style="list-style-type: none"> ○ Lecture ○ Discussion ○ Explain using charts, graphs ○ Models, films, slides ○ Practice session ○ Case discussion/ seminar ○ Health education 	<ul style="list-style-type: none"> ○ Essay type ○ Short answers ○ Objective type ○ Assessment of skills with check list ○ Assessment of patient management problem
XI	10	Describe the etiology, pathophysiology, clinical manifestations, diagnostic measures and	<p>Nursing management of patient (adult including elderly) with immunological problems</p> <ul style="list-style-type: none"> ○ Review of immune system ○ Nursing assessment: history and physical assessment 	<ul style="list-style-type: none"> ○ Demonstration ○ Practice session ○ Case discussion/ seminar ○ Health education ○ Supervised practice 	<ul style="list-style-type: none"> ○ Essay type ○ Short answers ○ Objective type ○ Assessment of skills

		nursing management of patients (adults including elderly) with disorders of immunological system	<ul style="list-style-type: none"> ○ Etiology, pathophysiology, clinical manifestations, diagnosis, treatment modalities and medical, surgical, dietetics & nursing management of: <ul style="list-style-type: none"> ● Immunodeficiency disorder ● Primary immunodeficiency ● Phagocytic dysfunction ● B-cell and T-cell deficiencies ● Secondary immunodeficiencies ● Acquired immunodeficiency syndrome (AIDS) ● Incidence of HIV & AIDS ● Epidemiology ● Transmission-prevention of transmission ● Standard safety precautions ● Role of nurse, counseling ● Health education and home care consideration ● National AIDS control program–NACO, various national and international agencies ● Infection control program ● Rehabilitation ○ Special therapies, alternative therapies ○ Nursing procedures ○ Drugs used in treatment of disorders of immunological system 	<ul style="list-style-type: none"> ○ Drug book/presentation ○ Orientation visit to hospital control system 	<ul style="list-style-type: none"> with check list ○ Assessment of patient management problem
XII	20	Describe the etiology, pathophysiology, clinical manifestations, diagnostic measures and nursing management of	<p>Nursing Management Of Patient (Adult Including Elderly) With Communicable Diseases</p> <ul style="list-style-type: none"> ○ Overview of infectious disease, the infectious process ○ Nursing assessment: history and physical assessment 	<ul style="list-style-type: none"> ○ Lecture ○ Discussion ○ Explain using charts, graphs ○ Models, films, slides ○ Practice session ○ Case discussion/seminar 	<ul style="list-style-type: none"> ○ Essay type ○ Short answers ○ Objective type ○ Assessment of skills with check list



		<p>patients (adults including elderly) with communicable disease</p>	<ul style="list-style-type: none"> ○ Epidemiology, infectious process, clinical manifestations, diagnosis, treatment, prevention and dietetics, control and eradication of common communicable diseases: <ul style="list-style-type: none"> ■ Tuberculosis ■ Diarrhoeal diseases ■ Hepatitis A-E ■ Herpes ■ Chickenpox ■ Smallpox ■ Typhoid ■ Meningitis ■ Gas gangrene ■ Leprosy ■ Dengue ■ Plague ■ Malaria ■ Diphtheria ■ Pertussis ■ Poliomyelitis ■ Measles ■ Mumps ■ Influenza ■ Tetanus ■ Yellow fever ■ Filariasis ■ HIV, AIDS ○ Reproductive tract infections ○ Special infection control measures notification, isolation, quarantine, immunization, infectious disease hospitals ○ Special therapies, alternative therapies ○ Nursing procedures ○ Drugs used in treatment of communicable diseases 	<ul style="list-style-type: none"> ○ Health education ○ Supervised clinical practice ○ Drug book/ presentation 	<ul style="list-style-type: none"> ○ Assessment of patient management problem
XIII	25	<p>Describe the organization and physical setup of operation theater. Identify the various instruments and equipments and equipments used</p>	<p>Peri-operative Nursing:</p> <ul style="list-style-type: none"> ○ Organization and physical setup of the operation theater (OT): <ul style="list-style-type: none"> ■ Classifications ■ O.T. Design ■ Staffing ■ Members of the OT team 	<ul style="list-style-type: none"> ○ Lecture ○ Discussion ○ Explain using charts, graphs ○ Models, films, slides ○ Practice session ○ Case discussion/ seminar 	<ul style="list-style-type: none"> ○ Essay type ○ Short answers ○ Objective type ○ Assessment of skills with check list

		<p>for used for common surgical procedures Describe the infection control measures in the operation theatre Describe the role of the nurse in the peri-operative nursing care.</p>	<ul style="list-style-type: none"> • Duties and responsibilities of nurse in O.T. • Principles of health and operating room attire • Instruments • Sutures and suture materials • Equipment • O.T. tables and sets for common surgical procedures • Positions and draping for common surgical procedures • Scrubbing procedures • Gowning and gloving • Preparation of O.T. sets • Monitoring the patient during surgical procedures ○ Maintenance of therapeutic environment in O.T. ○ Standard safety measures <ul style="list-style-type: none"> • Infection control, fumigation, disinfection and sterilization • Biomedical waste management • Prevention of accidents and hazards in O.T. ○ Anesthesia <ul style="list-style-type: none"> • Types • Methods of administration • Effects and stages • Equipment • Drugs ○ Cardio Pulmonary Resuscitation (CPR) ○ Pain management techniques ○ Legal aspects ○ Special therapies, alternative therapies ○ Nursing procedures ○ Drugs used in treatment of disorders of male reproductive system 	<ul style="list-style-type: none"> ○ Health education ○ Drug book/ presentation 	
--	--	--	---	---	--

References

1. Black JM, Hawks HJ. Medical surgical nursing: clinical management for positive outcomes. 7th ed, vol I & II, Philadelphia: Saunders; 2005.
2. Smeltzer CS, Bare GB. Brunner & Suddarth's textbook of medical surgical nursing, 9th ed. Philadelphia: Lippincott company; 2000.
3. Lewis, Heitkemper, Dirkson. Medical surgical nursing- assessment and management of clinical problems. 6th ed. Philadelphia: CV Mosby Company; 2004.
4. Das Krishna KV. Textbook of medicine, vol I & II, 4th ed. New-Delhi: JP Publishers; 2002.
5. Swash M editor. Hutchinsons clinical methods, 21st ed. Philadelphia: WB Saunders; 2002.
6. Braunwald E, Fauci AS, Kasper DL, Hawser SL, Longo DL, Lameson JL. Harrison's principles of internal medicine, Vol I & II, 15th ed. New York: McGraw Hill; 2001.
7. Anderoli TE, Carpenter JCC, Smith HL. Cecil's essentials of medicine, 2nd ed., Philadelphia: WB Saunders; 1996.
8. Pillay VV. Comprehensive medical toxicology, 1st ed., Hyderabad: Paras Publishers; 2003.
9. Goldberg Burton. Alternative medicine-the definitive guide. Washington: Future medical publications; 1993.
10. Peganna DK, Peganna JT. Diagnostic testing & nursing implications a case study approach. Philadelphia: Mosby publications; 1994.
11. Weber J, Kelly J. Health assessment in nursing, 2nd ed. Philadelphia: Lippincott; 2002.
12. Hampton RJ. ECG made easy, 6th ed. London: Churchill livingstone; 2003
13. Mandal RK, Williams EGL, Dunbar EM, Mayor-whire RT. Infectious diseases, 6th ed. Oxford: Blackwell publishing; 2004.
14. Barker E. Neuroscience nursing – a spectrum of care. 2nd ed. Philadelphia: Mosby Publishers; 2003.
15. Dr. Pavithran.K.K. Dermato-venero- leprology, vol I & II, 2nd ed. Kottayam: V Publishers; 2001
16. Newberg L. Sheehey's emergency nursing-principles & practice, 5th ed, Philadelphia: Mosby; 2003.



<p>General surgical ward (GI, urinary CVTS)</p>	<p>6</p>	<p>Provide pre and post operative nursing care to adult patients with surgical disorders</p> <p>Counsel and educate patients and families</p>	<p>Assessment of the Patient</p> <ul style="list-style-type: none"> ○ Practice medical surgical asepsis: standard safety measures ○ Preoperative preparation of patients ○ Post operative care: receiving patient, assessment, monitoring, care ○ Care of wounds and drainage ○ Suture removal ○ Ambulation and exercise ○ Nasogastric aspiration ○ Care of chest drainage ○ Ostomy care <ul style="list-style-type: none"> ● Gastrostomy ● Colostomy ● Enterostomy ○ Blood and component therapy ○ Practice universal precautions 	<ul style="list-style-type: none"> ○ Plan and give care to 3 - 4 assigned patients ○ Nursing care plan - 2 ○ Nursing case study/ presentation - 1 ○ Maintain drug book 	<ul style="list-style-type: none"> ○ Assess performance with rating scale ○ Assess each skill with checklist ○ Evaluation of case study/ presentation ○ Completion of practical record
<p>Cardiology ward</p>	<p>2</p>	<p>Provide nursing care to patients with cardiac disorders</p> <p>Counsel and educate patients and families</p>	<p>Assessment of the Patient</p> <ul style="list-style-type: none"> ○ Physical examination of the CVS ○ Recording and interpreting ECG ○ Monitoring of patients ○ Preparation and assisting in non-invasive and invasive diagnostic procedures ○ Administer cardiac drugs ○ Cardio pulmonary resuscitation ○ Teach patients and families ○ Practice medical and surgical asepsis: standards safety measures 	<ul style="list-style-type: none"> ○ Plan and give care to 3 - 4 assigned patients ○ Nursing care plan - 1 ○ Nursing case study/ presentation/ health talk -1 ○ Maintain drug book 	<ul style="list-style-type: none"> ○ Assess performance with rating scale ○ Assess each skill with checklist ○ Evaluation of case study/ presentation /health talk ○ Completion of practical record

Skin & communicable diseases ward	1	<p>Identify skin problems</p> <p>Provide nursing care to patients with skin disorders & communicable diseases</p> <p>Counsel and educate patients and families</p>	<p>Assessment of the Patient With Skin Disorders</p> <ul style="list-style-type: none"> ○ Assist in diagnostic and therapeutic procedures ○ Administer topical medication ○ Practice medical surgical asepsis: standard safety measures ○ Use of personal protective equipment (PPE) ○ Give medicated baths ○ Counseling HIV positive patients ○ Teach prevention of infectious diseases 	<ul style="list-style-type: none"> ○ Plan and give care to 2 - 3 assigned patients ○ Health talk/ counseling HIV positive patients and families – 1 ○ Maintain drug book 	<ul style="list-style-type: none"> ○ Assess performance with rating scale ○ Evaluation of case study/ presentation/health talk ○ Completion of activity record
Orthopedic ward	2	<p>Provide nursing care to patients with musculo skeletal disorders</p> <p>Counsel and educate patients and families</p>	<p>Assessment of Orthopedic Patients</p> <ul style="list-style-type: none"> ○ Assist in application of plaster cast and removal of cast ○ Apply skin traction: buck's extension traction ○ Assist in application and removal of prosthesis ○ Physiotherapy: range of motion exercise (ROM), muscle strengthening exercises ○ Crutch maneuvering technique ○ Activities of daily living ○ Ambulation ○ Teach and counsel patients and families 	<ul style="list-style-type: none"> ○ Plan and give care to 2-3 assigned patients ○ Nursing care plan -1 ○ Nursing care study/ presentation-1 ○ Maintain drug book 	<ul style="list-style-type: none"> ○ Assess performance with rating scale ○ Evaluation of case study/ presentation /health talk ○ Completion of activity record
Operation theatre	6	<p>Identify instruments used in common operations</p> <p>Participate in infection control the</p>	<ul style="list-style-type: none"> ○ Scrubbing, gowning, gloving, identify instruments, suturing materials for common operations ○ Disinfection, carbolization, fumigation ○ Preparation of instruments sets for common operations 	<ul style="list-style-type: none"> ○ Assist as a circulatory nurse in: <ul style="list-style-type: none"> □ Major cases – 10 • Minor cases - 5 ○ Assist as a scrub nurse in: 	<ul style="list-style-type: none"> ○ Assess performance with rating scale ○ Completion of activity record



		<p>operation theatre Set up the table/ trolleys for common operative procedures Assist in giving anesthesia Assist in the operative procedures Provide perioperative nursing care</p>	<p>a Sterilization of sharps and other instruments a Prepare the OT table depending upon the operation a Positioning and monitoring of patients a Endotracheal intubation a Assisting in minor and major operations a Handling specimens a Disposal of waste as per the guidelines</p>	<ul style="list-style-type: none">• Major cases -10• Minor cases - 5 <p>a Maintain drug book</p>	
--	--	---	--	---	--

PHARMACOLOGY

Placement: Second year

Total: 60 hours

Course Description: This course is designed to enable students to acquire understanding of pharmaco-dynamics, pharmacokinetics, principles of therapeutics and nursing implications.

Unit	Time (Hrs)	Learning Objective	Content	Teaching Learning Activities	Assessment Method
	Th. Pr.				
I	6	Describe the pharmaco-dynamics, pharmaco kinetics and the principles of admini-stration of drugs.	Introduction to Pharmacology <ul style="list-style-type: none"> ○ Definitions ○ Sources ○ Terminology used ○ Types: classification ○ Pharmaco-dynamics: actions, therapeutic managements, adverse effects, toxicity of drugs ○ Pharmacokinetics: absorption, distribution, metabolism, interaction, excretion ○ Review: routes and principles of administration of drugs ○ Indian pharmacopoeia: legal issues ○ Rational use of drugs ○ Principles of therapeutics 	<ul style="list-style-type: none"> ○ Lecture ○ Discussion ○ Drug study/ presentation 	<ul style="list-style-type: none"> ○ Short answers ○ Objective type
II	8	Explain chemotherapy of specific infections and infestations and nurses' responsibilities	Chemotherapy <ul style="list-style-type: none"> ○ Pharmacology of commonly used: <ul style="list-style-type: none"> ● Penicillin ● Cephalosporins ● Aminoglycosides, ● Macrolide & broad spectrum antibiotics, ● Sulfonamides ● Quinolones ● Antiamoebic ● Antimalarials ● Anthelmintics ● Antiscabies agents ● Antiviral & antifungal agents ● Anti tubercular agents ● Antileprosy agents ● Anticancer agents 	<ul style="list-style-type: none"> ○ Lecture ○ Discussion ○ Drug study/ presentation 	<ul style="list-style-type: none"> ○ Short answers ○ Objective type

			<ul style="list-style-type: none"> ■ Immuno-suppressants ○ Composition, action, dosage, route, indications, contraindications, drug interactions, side effects, adverse effects, toxicity and 		
III	2	Describe antiseptics, disinfectants, insecticides, and nurses' responsibilities	<p>Pharmacology Of Commonly Used Antiseptics, Disinfectants And Insecticides</p> <ul style="list-style-type: none"> ○ Antiseptics: composition, action, dosage, route, indications, contraindications, drug interactions, side effects, adverse effects, toxicity and role of nurse ○ Disinfectants ○ Insecticides 	<ul style="list-style-type: none"> ○ Lecture ○ Discussion ○ Drug study/ presentation 	<ul style="list-style-type: none"> ○ Short answers ○ Objective type
IV	5	Describe drug's acting on gastrointestinal system and nurses' responsibilities	<p>Drugs Acting On G.I System</p> <ul style="list-style-type: none"> ○ Pharmacology of commonly used: <ul style="list-style-type: none"> ■ Antiemetics ■ Emetics ■ Purgatives ■ Antacids ■ Cholinergic ■ Anticholinergics ■ Fluid and electrolyte therapy ■ Antidiarrhoeals ■ Histamines ○ Composition, action, dosage, route, indications, contraindications, drug interactions, side effects, adverse effects, toxicity and role of nurse. 	<ul style="list-style-type: none"> ○ Lecture ○ Discussion ○ Drug study/ presentation 	<ul style="list-style-type: none"> ○ Short answers ○ Objective type
V	4	Describe drugs used on respiratory systems and nurses'	<p>Drugs Used On Respiratory System</p> <ul style="list-style-type: none"> ○ Pharmacology of commonly used: <ul style="list-style-type: none"> ■ Antihistamines ■ Anticholinergics ■ Antiasthmatics 	<ul style="list-style-type: none"> ○ Lecture ○ Discussion ○ Drug study/ presentation 	<ul style="list-style-type: none"> ○ Short answers ○ Objective type

		responsibilities	<ul style="list-style-type: none"> ■ Mucolytics ■ Decongestants ■ Expectorants ■ Antitussives ■ Bronchodilators ■ Bronchoconstrictors ■ Antihistamines <ul style="list-style-type: none"> ○ Composition, action, dosage, route, indications, contraindications, drug interactions, side effects, adverse effects, toxicity and role of nurse. 		
VI	3	Describe drugs used on urinary systems and nurses' responsibilities	<p>Drugs used on Urinary System</p> <ul style="list-style-type: none"> ○ Pharmacology of commonly used: <ul style="list-style-type: none"> ■ Diuretics and antidiuretics ■ Urinary antiseptics ■ Cholinergic and anticholinergics ■ Acidifiers and alkalinizers ○ Composition, action, dosage, route, indications, contraindications, drug interactions, side effects, adverse effects, toxicity and role of nurse. 	<ul style="list-style-type: none"> ○ Lecture ○ Discussion ○ Drug study/ presentation 	<ul style="list-style-type: none"> ○ Short answers ○ Objective type
VII	5	Describe drugs used in de-addiction, emergency, deficiency of vitamins & minerals, poisoning, for immunization and immunosuppression and nurses' responsibilities	<p>Miscellaneous</p> <ul style="list-style-type: none"> ○ Drugs used in de-addiction ○ Drugs used in CPR and emergency ○ Vitamins and minerals ○ Immunosuppressants ○ Antidotes ○ Antivenom ○ Vaccines and sera 	<ul style="list-style-type: none"> ○ Lecture ○ Discussion ○ Drug study/ presentation 	<ul style="list-style-type: none"> ○ Short answers ○ Objective type

VIII	3	Describe drugs used on skin and mucous membrane and nurses' responsibilities	Drugs used on skin and mucous membranes a Topical applications for skin, eye, ear, nose and buccal cavity, Antipruritics a Composition, action, dosage, route, indications, contraindications, drug interactions, side effects, adverse effects, toxicity and role of nurse	a Lecture a Discussion a Drug study/ presentation	a Short answers a Objective type
IX	8	Describe drugs used on nervous systems and nurses' responsibilities	Drugs acting on nervous system a Basic & applied pharmacology of commonly used: <ul style="list-style-type: none"> • Analgesics and anaesthetics Analgesics: Non –steroidal anti inflammatory (NSAID) drugs • Antipyretics • Hypnotics & sedatives: opioids, non-opioids, tranquilizers, general & local anesthetics • Gases: oxygen, nitrous oxide, carbon-dioxide • Cholinergic and anti-cholinergics: Muscle relaxants, major tranquilizers, anti-psychotics, anti-depressants, anticonvulsants, adrenergics, noradrenergics, mood stabilizers, acetyl choline, stimulants a Composition, action, dosage, route, indications, contraindications, drug interactions, side effects, adverse effects, toxicity and role of nurse.	a Lecture a Discussion a Drug study/ presentation	a Short answers a Objective type

X	6	Describe drugs used on cardiovascular systems and nurses' responsibilities	<p>Cardiovascular drugs</p> <ul style="list-style-type: none"> ■ Hematinics ■ Cardiotonics ■ Anti anginals ■ Anti-hypertensives & vasodilators ■ Anti-arrythmics ■ Plasma expanders ■ Coagulants & anticoagulants ■ Antiplatelets & thrombolytics ■ Hypolipidemics <p>○ Composition, action, dosage, route, indications, contraindications, drug interactions, side effects, adverse effects, toxicity and role of nurse</p>	<ul style="list-style-type: none"> ○ Lecture ○ Discussion ○ Drug study/ presentation 	<ul style="list-style-type: none"> ○ Short answers ○ Objective type
XI	6	Describe drugs used for hormonal disorders and supplementat-ion, contraception and medical termination of pregnancy, nurses' responsibilities	<p>Drugs Used For Hormonal Disorders And Supplementation, Contraception And Medical Termination Of Pregnancy</p> <ul style="list-style-type: none"> ■ Insulins & oral hypoglycemics ■ Thyroid supplements & suppressants ■ Steroids & anabolics ■ Uterine stimulants & relaxants ■ Oral contraceptives ■ Other estrogen-progestrone preparations ■ Corticotrophine & gonadotropines ■ Adrenaline ■ Prostaglandins ■ Calcitonins ■ Calcium salts ■ Calcium regulators <p>○ Composition, action, dosage, route, indications, contraindications, drug interactions, side effects, adverse effects, toxicity and role of nurse</p>	<ul style="list-style-type: none"> ○ Lecture ○ Discussion ○ Drug study/ presentation 	<ul style="list-style-type: none"> ○ Short answers ○ Objective type



XII	4	Demonstrate awareness of the common drugs used in alternative system of medicine	Introduction to drugs used in alternative systems of medicine <i>a</i> Ayurveda, Homeopathy, Unani, and Siddha	<i>a</i> Lecture <i>a</i> Discussion <i>a</i> Observational visits	<i>a</i> Short answers <i>a</i> Objective type
-----	---	--	---	--	---

References:

1. Tripathi KD. Essentials of medical pharmacology. 5th ed., New Delhi; 2004.
2. Baldwin DF, Beck Julie, Berry MT, Carey PL, Carter MM, Denson B, et al, editors. Nursing pharmacology made incredibly easy. Philadelphia: Lippincott Williams & Wilkins; 2005.
3. Cherencky, Butler WS, Graham, Mother IH, Real world nursing survival guide: drug calculations & drug administration. Philadelphia: WB Saunders; 2002.
4. Grover JK, Malik M. Textbook of pharmacology for nurses, 2nd ed., New Delhi: CBS Publishers.

PATHOLOGY & GENETICS

Theory: 60 hrs
Pathology – 45hrs
Genetics – 15hrs

Section A: Pathology

Placement: Second year

Time: 45 hrs

Theory - 35

Practical -10

Course Description: This course is designed to enable students to acquire knowledge of pathology of various disease conditions and apply this knowledge in practice of nursing.

Unit	Time (Hrs)		Learning Objective	Content	Teaching Learning Activities	Assessment Method
	T	P				
I	6		Define the common terms used in pathology Appreciate the deviations from normal to abnormal structure and functions of the body system	Introduction <ul style="list-style-type: none"> ○ Importance of study of pathology ○ Definition of terms ○ Methods and techniques ○ Cellular and tissue changes ○ Infiltration and regeneration ○ Inflammation and infections ○ Wound healing ○ Vascular changes ○ Cellular growth, neoplasm ○ Benign and malignant growths ○ In situ carcinoma ○ Disturbances of fluid and electrolyte balance 	<ul style="list-style-type: none"> ○ Lecture ○ Discussion ○ Explain using charts 	<ul style="list-style-type: none"> ○ Short answers ○ Objective type
II	15	4	Explain pathological changes in disease conditions of various systems	Special Pathology <ul style="list-style-type: none"> ○ Pathologic changes in disease conditions of various system ○ Respiratory tract <ul style="list-style-type: none"> ● Tuberculosis, bronchitis, pleural effusion and pneumonia ● Lung abscess, emphysema, bronchiectasis, bronchial asthma, chronic obstructive pulmonary disease and tumors 	<ul style="list-style-type: none"> ○ Lecture ○ Discussion ○ Explain using charts, slides, specimen, X-rays and scans ○ Visit to pathology lab, endoscopy unit and OT 	<ul style="list-style-type: none"> ○ Short answers ○ Objective type



			<ul style="list-style-type: none">○ Cardio vascular system<ul style="list-style-type: none">● Pericardial effusion● Rheumatic heart disease● Infective endocarditis, atherosclerosis● Ischemia, infarction and aneurysm○ Gastro intestinal tract<ul style="list-style-type: none">● Peptic ulcer, typhoid● Carcinoma of GI tract: buccal, esophageal, gastric and intestinal○ Liver, gallbladder and pancreas<ul style="list-style-type: none">● Hepatitis, chronic liver abscess, cirrhosis● Tumors of liver, gall bladder, pancreas,● Cholecystitis○ Kidneys & urinary tract<ul style="list-style-type: none">● Pyelonephritis● Calculi, renal failure, renal carcinoma & cystitis○ Male Genital System:<ul style="list-style-type: none">● Cryptorchidism, testicular atrophy● Prostatic hyperplasia, carcinoma penis & prostate○ Female Genital System:<ul style="list-style-type: none">● Fibroids● Carcinoma cervix and endometrium● Vesicular mole, choriocarcinoma● Ectopic gestation● Ovarian cyst & tumors○ Cancer Breast○ Central Nervous System:<ul style="list-style-type: none">● Hydrocephalus, meningitis, encephalitis		
--	--	--	--	--	--

				<ul style="list-style-type: none"> • Vascular disorders: thrombosis, embolism • Stroke, paraplegia, quadriplegia • Tumors, Meningiomas- Gliomas ○ Metastatic tumors ○ Skeletal system <ul style="list-style-type: none"> • Bone healing, osteoporosis, osteomyelitis. ○ Arthritis & tumors 		
III	6	3	Describe various laboratory tests in assessment and monitoring of disease conditions	<p>Clinical Pathology</p> <ul style="list-style-type: none"> ○ Various blood and bone marrow tests in assessment and monitoring of disease conditions: <ul style="list-style-type: none"> • Hemoglobin • RBC, white cell & platelet counts • Bleeding time, clotting time and prothrombin time, • Blood grouping and cross matching • Blood chemistry • Blood culture • Serological and immunological tests • Other blood tests • Examination of bone marrow ○ Methods of collection of blood specimen for various clinical pathology, biochemistry, microbiology tests, inference and normal values 	<ul style="list-style-type: none"> ○ Lecture ○ Discussion ○ Explain using charts 	<ul style="list-style-type: none"> ○ Short answers ○ Objective type
IV	5	2	Describe the laboratory tests for examination of body cavity fluids, transudate and exudates	<p>Examination of Body Cavity Fluids, Transudates And Exudates</p> <ul style="list-style-type: none"> • The laboratory tests used in CSF analysis • Examination of other body cavity fluids, 	<ul style="list-style-type: none"> ○ Lecture ○ Discussion ○ Demonstration 	<ul style="list-style-type: none"> ○ Short answers ○ Objective type

				<p>transudates and exudates: sputum, wound discharge</p> <ul style="list-style-type: none"> • Analysis of gastric and duodenal contents • Analysis of semen: sperm count, mobility, morphology and their importance in infertility <p>○ Methods of collection of CSF and other cavity fluids for various clinical pathology, biochemistry, microbiology tests, inference and normal values.</p>		
V	3	1	Describe the laboratory tests for examination of urine and faeces	<p>Urine and Faeces</p> <ul style="list-style-type: none"> ○ Urine <ul style="list-style-type: none"> • Physical characteristics • Analysis • Culture and sensitivity. ○ Faeces <ul style="list-style-type: none"> • Characteristics • Stool examination: occult blood ova, parasites, cyst, reducing substance etc ○ Methods of collection for various tests, inference and normal values. 	<ul style="list-style-type: none"> ○ Lecture ○ Discussion ○ Explain using charts 	<ul style="list-style-type: none"> ○ Short answers ○ Objective type

References:

1. Kumar V, Cotran SR, Robbins L R. Robbins basic pathology. 7th ed. Philadelphia: WB Saunders; 2003
2. Harsh Mohan. Textbook of pathology. 5th ed. New Delhi: Jaypee Publishers; 2005
3. Macfarlane SP Reid R, Callendar R. Pathology illustrated. 5th ed. New York: Churchill Living Stone; 2000
4. Gutierrez JK, Petersons P G. Real world nursing survival guide: pathophysiology: Philadelphia: WB Saunders; 2002

Section B : Genetics

Placement: Second year

Time: Theory -15 hours

Course description: This course is designed to enable students to acquire understanding of genetics, its role in causation and management of defects and diseases

Unit	Time (Hrs)	Learning Objective	Content	Teaching Learning Activities	Assessment Methods
	T P				
I	3	Explain nature, principles and perspectives of heredity	<ul style="list-style-type: none"> ○ Introduction: ○ Practical application of genetics in nursing ○ Impact of genetic condition on families ○ Review of cellular division: mitosis and meiosis ○ Characteristics and structure of genes ○ Chromosomes: sex determination ○ Chromosomal aberrations ○ Patterns of inheritance <ul style="list-style-type: none"> ● Mendelian theory of inheritance ● Multiple alleles and blood groups ● Sex linked inheritance ● Mechanisms of inheritance ● Errors of transmission (Mutation) 	<ul style="list-style-type: none"> ○ Lecture ○ Discussion ○ Explain using charts, slides 	<ul style="list-style-type: none"> ○ Short answers ○ Objective type
II	3	Explain maternal, prenatal and genetic influences on development of defects and diseases	<p>Maternal, Prenatal And Genetic Influences On Development Of Defects And Diseases</p> <ul style="list-style-type: none"> ○ Conditions affecting the mother: genetic and infections ○ Consanguinity atopy ○ Prenatal nutrition and food allergies ○ Maternal age ○ Maternal drug therapy ○ Prenatal testing and diagnosis 	<ul style="list-style-type: none"> ○ Lecture ○ Discussion ○ Explain using charts, slides, 	<ul style="list-style-type: none"> ○ Short answers ○ Objective type



			<ul style="list-style-type: none"> ○ Effects of radiation, drugs and chemicals ○ Infertility ○ Spontaneous abortion ○ Neural tube defects and the role of folic acid in lowering the risks ○ Down syndrome (Trisomy 21) 		
III	2	Explain the screening methods for genetic defects and diseases in neonates and children	<p>Genetic Testing In The Neonates And Children</p> <ul style="list-style-type: none"> ○ Screening for <ul style="list-style-type: none"> ● Congenital anomalies ● Developmental delay ● Dysmorphism 	<ul style="list-style-type: none"> ○ Lecture ○ Discussion ○ Explain using charts, slides, 	<ul style="list-style-type: none"> ○ Short answers ○ Objective type
IV	2	Identify genetic disorders in adolescents and adults	<p>Genetic Conditions Of Adolescents And Adults</p> <ul style="list-style-type: none"> ○ Cancer genetics: familial cancer ○ Inborn errors of metabolism ○ Blood groups alleles and hematological disorder ○ Genetic hemochromatosis ○ Huntington’s disease ○ Mental illness 	<ul style="list-style-type: none"> ○ Lecture ○ Discussion ○ Explain using charts, slides, 	<ul style="list-style-type: none"> ○ Short answers ○ Objective type
V	5	Describe the role of nurse in genetics services and counselling	<p>Services related to genetics</p> <ul style="list-style-type: none"> ○ Genetic testing ○ Human genome project ○ Gene therapy ○ The eugenics movement ○ Genetic counseling ○ Legal and ethical issues ○ Role of a nurse 	<ul style="list-style-type: none"> ○ Lecture ○ Discussion 	<ul style="list-style-type: none"> ○ Short answers ○ Objective type

Reference

1. Gangane SD, Human genetics, 3rd Ed. India: Reed Elsevier India Pvt Ltd, 2008.
2. Baker Diane, Schnette Jane, A guide to genetic counselling. New York: Wiley- Liss Inc; 1998.
3. Patch Skirton H, Genetics for health care professional: a life stage approach. Uk: Bios Scientific Pbls. Ltd.; 2002

COMMUNITY HEALTH NURSING I

Placement: Second year

Time: Theory – 90 hours
Practical – 135 hours

Course Description: This course is designed for students to appreciate the principles of promotion and maintenance of health

Unit	Time (Hrs)	Learning Objectives	Content	Teaching learning method	Assessment Method
I	2	Describe concept and dimensions of health	Introduction <ul style="list-style-type: none"> ○ Community health nursing ○ Definition, concept and dimensions of health ○ Promotion of health ○ Maintenance of health ○ Difference between hospital nursing and community health nursing 	<ul style="list-style-type: none"> ○ Lecture ○ Discussion 	<ul style="list-style-type: none"> ○ Short answers
II	20	Describes determinants of health	Determinants of health <ul style="list-style-type: none"> ○ Eugenics ○ Environment: <ul style="list-style-type: none"> ● Physical: air, housing, sanitation, disposal of waste, disposal of dead bodies, forestation, noise, climate, communication: infrastructure facilities and linkages ● Acts regulating the environment: national pollution control board ● Bacterial and viral: agents, host, carriers and immunity ○ Food hygiene: production, preservation, purchase, preparation, consumption, sanitation of eating places and restaurants ○ Acts regulating food hygiene: prevention of food adulteration acts act ○ Socio -cultural <ul style="list-style-type: none"> ● Customs, taboos ● Marriage system ● Family structure ● Status of special groups: females, children, 	<ul style="list-style-type: none"> ○ Lecture ○ Discussion ○ Explain using charts, graphs, models, films, slides ○ Visits to water supply, sewage disposal, milk plants, slaughter houses etc. 	<ul style="list-style-type: none"> ○ Essay type, ○ Short answers ○ Objective type



			<p>elderly, challenged group and sick persons</p> <ul style="list-style-type: none"> ○ Life style ○ Hygiene including menstrual hygiene ○ Physical activity <ul style="list-style-type: none"> ● Recreation and rest ● Sexual life ● Spiritual life philosophy ● Self reliance ● Dietary pattern ● Education ● Occupation ○ Financial Management <ul style="list-style-type: none"> ● Income ● Budget ● Purchasing power ● Security ○ Financing of health care in India <ul style="list-style-type: none"> ● Cost containment ● Improving affordability of health services 		
III	10	Describe concept, scope, uses, methods and approaches of epidemiology	<p>Epidemiology</p> <ul style="list-style-type: none"> ○ Definition, concept, aims, scope, uses and terminology used in epidemiology ○ Dynamics of disease transmission: epidemiological triad ○ Concept of disease and disease causation ○ Morbidity and mortality measurements ○ Levels of prevention ○ Methods of epidemiology <ul style="list-style-type: none"> ● Descriptive ● Analytical: epidemic investigation ● Experimental 	<ul style="list-style-type: none"> ○ Lecture ○ Discussion ○ Explain using charts, graphs, models, films, slides 	<ul style="list-style-type: none"> ○ Essay type ○ Short answers
IV	25	Describe epidemiology and nursing management of common communicable diseases	<p>Epidemiology and nursing management of common communicable diseases</p> <ul style="list-style-type: none"> ○ Respiratory infections <ul style="list-style-type: none"> ● Small pox ● Chicken pox ● Measles ● Influenza 	<ul style="list-style-type: none"> ○ Lecture cum discussion ○ Explain using charts, graphs models, films, slides ○ Seminar 	<ul style="list-style-type: none"> ○ Essay type ○ Short answers ○ Objective type

			<ul style="list-style-type: none"> ■ Rubella ■ ARI's and pneumonia ■ Mumps ■ Diphtheria ■ Whooping cough ■ Meningococcal meningitis ■ Tuberculosis ■ SARS ○ Intestinal infections <ul style="list-style-type: none"> ■ Poliomyelitis ■ Viral hepatitis ■ Cholera ■ Diarrhoeal diseases ■ Typhoid fever ■ Food poisoning ■ Amoebiasis ■ Hook worm infestation ■ Ascariasis ■ Dracunculiasis ○ Arthropod infections <ul style="list-style-type: none"> ■ Dengue ■ Malaria ■ Filariasis ○ Zoonoses ○ Viral <ul style="list-style-type: none"> ■ Rabies ■ Yellow fever ■ Japanese encephalitis ■ Kyasnur forest diseases ○ Bacterial <ul style="list-style-type: none"> ■ Brucellosis ■ Plague ■ Human salmonellosis ■ Anthrax ■ Leptospirosis ○ Rickettsial diseases <ul style="list-style-type: none"> ■ Rickettsial zoonoses ■ Scrub typhus ■ Murine typhus ■ Tick typhus ■ Q fever ○ Parasitic zoonoses <ul style="list-style-type: none"> ■ Taeniasis ■ Hydatid disease ■ Leishmaniasis ○ Surface infections <ul style="list-style-type: none"> ■ Trachoma ■ Tetanus ■ Leprosy 	<ul style="list-style-type: none"> ○ Supervised field practice- health centers, clinics and homes ○ Group projects/ health education 	
--	--	--	---	--	--

			<ul style="list-style-type: none"> • STD & RTI • Yaws • HIV/AIDS <ul style="list-style-type: none"> ○ Any other 		
V	10	Describe epidemiology and nursing management of common non-communicable diseases	Epidemiology And Nursing Management Of Common Non-Communicable Diseases <ul style="list-style-type: none"> ○ Malnutrition: under nutrition, over nutrition, nutritional deficiencies ○ Anemia ○ Hypertension ○ Stroke ○ Rheumatic heart diseases ○ Coronary heart disease ○ Cancer ○ Diabetes mellitus ○ Blindness ○ Accidents ○ Mental illness ○ Obesity ○ Iodine deficiency ○ Fluorosis ○ Epilepsy 	<ul style="list-style-type: none"> ○ Lecture cum discussion ○ Explain using charts, graphs models, films, slides ○ Seminar ○ Supervised field practice- health centers, clinics and homes ○ Group projects/ health education 	<ul style="list-style-type: none"> ○ Essay type ○ Short answers ○ Objective type
VI	6	Describe the concept and scope of demography Describes methods of data collection, analysis and interpretation of demographic data	Demography <ul style="list-style-type: none"> ○ Definition, concept and scope ○ Methods of collection, analysis and interpretation of demographic data. ○ Demographic rates and ratios. 	<ul style="list-style-type: none"> ○ Lecture discussion ○ Community identification survey 	<ul style="list-style-type: none"> ○ Essay type ○ Short answers ○ Objective type ○ Assessment of survey report
VII	17	Identify the impact of population explosion in India	Population and its Control <ul style="list-style-type: none"> ○ Population explosion and its impact on social, economic development of individual, society and country ○ Population control <ul style="list-style-type: none"> • Overall development • Women empowerment • Social, economic and educational development ○ Limiting family size <ul style="list-style-type: none"> • Promotion of small family norm 	<ul style="list-style-type: none"> ○ Lecture ○ Discussion ○ Population survey ○ Counseling ○ Demonstration ○ Practice session ○ Supervised field practice 	<ul style="list-style-type: none"> ○ Essay type ○ Short answers ○ Objective type ○ Assessment of survey report

		Describes methods of population control	<ul style="list-style-type: none"> • Methods: spacing (natural, biological, chemical, mechanical methods etc) • Terminal: surgical method • Emergency contraception 		
--	--	---	--	--	--

References

1. Park K. Parks' textbook of preventive and social medicine. 19th ed. Jabalpur: Bhanot Publishers; 2007.
2. Rao KS. An introduction to community health nursing (with special reference to India). 3rd ed. Madras: B. I. Publications; 2004.
3. Swarnkar K. Community health nursing. 1st ed. Indore: NR Brothers; 2004.
4. Stanhope, Lancaster. Community health nursing process and practice for, promoting health, latest ed. St.Louis: Mosby Inc; 2000.
5. Nagpal.N. Community health nursing manual. 3rd ed. New Delhi: TNAI Publications.
6. Nancy. L, Handbook of family planning and reproductive health care, 3rd ed, Philadelphia Churchill Livingston.
7. India –2006. A reference manual; research and training division; Publications Division, Ministry of I & B, Government of India. New Delhi; 2005.
8. Jennings MC, Nursing care planning guide to home health care, latest ed: St.Louis Mosby Inc.
9. Basavanthappa BT. Nursing administration. New Delhi: JAYPEE; 2005
10. Gupta P, Ghai OP. Preventive and social medicine. 2nd edi. New Delhi .CBS; 2007
11. Prabhakara.GN. Text book of community health for nurse. 1st ed. Delhi: Deepee publication; 2004.

COMMUNITY HEALTH NURSING I – PRACTICAL

Placement: Second year

Time: Practical – 135 hours

Areas	Duration	Objectives	Skills	Assignments	Assessment Methods
Community health nursing	2 wks urban and 2 wks rural	<p>Build and maintain rapport</p> <p>Identify demographic characteristics, health determinants and community health resources</p> <p>Diagnose health needs of individual and families</p> <p>Provide primary care in health centre</p> <p>Counsel and educate individual, family and community</p>	<p>a Use techniques of interpersonal relationship</p> <p>a Identification of health determinants of community</p> <p>a History taking a Physical examination</p> <p>a Collect specimens: sputum, malaria smear</p> <p>a Perform simple lab tests at centre: blood for hemoglobin and sugar, urine for albumin and sugar</p> <p>a Administer vaccines and medications to adults</p> <p>a Counsel and teach individual, family and community</p> <ul style="list-style-type: none"> • Nutrition • Hygiene • Self health monitoring • Seeking health services • Healthy life styles • Family welfare methods • Health promotion 	<p>a To work with 2 assigned families each in urban and rural</p> <p>a Family study-1</p> <p>a Observation report of community-1</p> <p>a Health talk- 2 (1 in urban and 1 in rural)</p>	<p>a Assess clinical performance with rating scale</p> <p>a Assess each skill with checklist</p> <p>a Evaluation of family study, observation report and health talk</p> <p>a Completion of activity record</p>

SOCIOLOGY

Placement: Second Year

Time: 60 hours

Theory: 50 hours

Observation visits: 10 hours

Course Description: This course is designed to introduce the concepts of sociology related to community & social institutions in India and its relationship with health, illness and nursing.

Unit	Time (Hrs)	Learning Objectives	Content	Teaching learning Activity	Assessment Methods
I	2	State the importance of sociology in nursing	Introduction <ul style="list-style-type: none"> ○ Definition of sociology ○ Nature and scope of the discipline ○ Importance and application of sociology in nursing 	<ul style="list-style-type: none"> ○ Lecture ○ Discussion 	<ul style="list-style-type: none"> ○ Essay type ○ Short answers
II	3	Describe the interrelationship of individual in society and community	Individual & Society <ul style="list-style-type: none"> ○ Society & community ○ Nature of society ○ Difference between society and community ○ Process of socialization and individualization ○ Personal disorganization 	<ul style="list-style-type: none"> ○ Lecture ○ Discussion 	<ul style="list-style-type: none"> ○ Essay type ○ Short answers
III	3	Describe the influence of culture on health and disease	Culture <ul style="list-style-type: none"> ○ Nature of culture ○ Evolution of culture ○ Diversity and uniformity of culture ○ Culture and socialization ○ Transcultural society ○ Influence on health and disease 	<ul style="list-style-type: none"> ○ Lecture ○ Discussion ○ Panel discussion 	<ul style="list-style-type: none"> ○ Essay type ○ Short answers
IV	4	Identify various social groups and their interactions	Social Groups and Processes <ul style="list-style-type: none"> ○ The meaning and classification of groups ○ Primary & secondary group ○ In-group v/s out group, class, tribe, caste ○ Economic, political, religious groups, mob, crowd, public and audience interaction & social Processes ○ Co-operation, competition, conflict ○ Accommodation, assimilation & isolation 	<ul style="list-style-type: none"> ○ Lecture ○ Discussion 	<ul style="list-style-type: none"> ○ Essay type ○ Short answers

V	5	Explain the growth of population in India and its impact on health	Population <ul style="list-style-type: none"> ○ Society and population ○ Population distribution in India: demographic characteristics ○ Malthusian theory of populations ○ Population explosion in India and its impact on health status ○ Family welfare programmes 	<ul style="list-style-type: none"> ○ Lecture ○ Discussion ○ Community identification 	<ul style="list-style-type: none"> ○ Essay type ○ Short answers ○ Assessment of report on community identification
VI	5	Describe the institutions of family and marriage in India	Family and Marriage <ul style="list-style-type: none"> ○ Family: functions ○ Types: joint, nuclear, blended and extended family: characteristics ○ The modern family: changes, problems, dowry etc, welfare services ○ Changes & legislations on family and marriage in India: marriage acts ○ Marriage: forms and functions of marriage ○ Marriage and family problems in India ○ Family, marriage and their influence on health and health practices 	<ul style="list-style-type: none"> ○ Lecture ○ Discussion ○ Family case study 	<ul style="list-style-type: none"> ○ Essay type short answers ○ Assessment of family case study
VII	7	Describe the class and caste system and their influence on health and health practices	Social Stratification <ul style="list-style-type: none"> ○ Meaning & types of social stratification ○ The Indian caste system: origin & features ○ Features of caste in India today ○ Social class system and status ○ Social mobility: meaning & types ○ Race as a biological concept, criteria of racial classification ○ Salient features of primary races- racism ○ Influence of class, caste and race on health and health practices 	<ul style="list-style-type: none"> ○ Lecture ○ Discussion ○ Community survey 	<ul style="list-style-type: none"> ○ Essay type ○ Short answers ○ Assessment of report on community survey

VIII	6	Describe the types of communities in India, their practices and the impact on health	<p>Types of Communities In India (Rural, Urban And Regional)</p> <ul style="list-style-type: none"> ○ Features of village community & characteristics of Indian villages panchayat system, social dynamics ○ Community development project & planning ○ Changes in Indian rural life ○ Availability of health facilities in rural and its impact on health and health practices ○ Urban community: features ○ The growth of cities ○ Urbanization and its impact on health and health practices ○ Major urban problems: urban slums ○ Region: problems and impact on health 	<ul style="list-style-type: none"> ○ Lecture ○ Discussion ○ Community survey ○ Visits to rural and urban community 	<ul style="list-style-type: none"> ○ Essay type ○ Short answers ○ Assessment of report on community survey
IX	4	Explain the process of social change	<p>Social change</p> <ul style="list-style-type: none"> ○ Nature and process of social change ○ Factors influencing social change: cultural change, cultural lag ○ Introduction to theories of social change: linear, cyclical, Marxian, functional ○ Role of nurse: change agents 	<ul style="list-style-type: none"> ○ Lecture ○ Discussion 	<ul style="list-style-type: none"> ○ Essay type ○ Short answers
X	4	Describe the social system and interrelationship of social organizations	<p>Social organization and social system</p> <ul style="list-style-type: none"> ○ Social organization: elements, types ○ Democratic and authoritarian modes of participation ○ Voluntary associations ○ Social system: definition and types of social system ○ Role and status as structural elements of social system ○ Inter-relationship of institutions 	<ul style="list-style-type: none"> ○ Lecture ○ Discussion 	<ul style="list-style-type: none"> ○ Essay type ○ Short answers ○ Assessment of visit reports



XI	2	Explain the nature and process of social control	Social Control <ul style="list-style-type: none"> ○ Nature and process of social control ○ Political, legal, religious, educational, economic ○ Industrial and technological systems, norms & values: folkways & mores, customs, laws and fashion. ○ Role of nurse 	<ul style="list-style-type: none"> ○ Lecture ○ Discussion 	<ul style="list-style-type: none"> ○ Essay type ○ Short answers
XII	5	Describe the role of the nurse in dealing with social problems in India	Social Problems <ul style="list-style-type: none"> ○ Social disorganization ○ Control & planning: poverty, housing, illiteracy, food supplies, prostitution, rights of women & children ○ Vulnerable groups: elderly, handicapped, minority groups and other marginalized groups, child labour, child abuse, delinquency and crime, substance abuse, HIV/AIDS ○ Social Welfare programmes in India ○ Role of nurse 	<ul style="list-style-type: none"> ○ Lecture ○ Discussion ○ Institutional visits 	<ul style="list-style-type: none"> ○ Essay type short answers ○ Assessment of visit reports

Reference:

1. Isidore LM. Sociology & social problems in nursing, St.Louis: C. V. Mosby Company
2. Vatsyayan, Principles of Sociology.
3. Venkataratnam R. Medial sociology in an Indian setting India:. MC Millan Company in India Ltd.
4. Neeraja KP. Textbook of sociology for nursing students. New Delhi: Jaypee Brothers; 2002.
5. Gisbhart, P. Fundamentals of sociology.3rd ed, Kolkota: Orient Longman: 1973.

COMMUNICATION & EDUCATIONAL TECHNOLOGY

Placement: Second year

Time: 90 Hours
Theory: 60 Hours
Practical: 30 Hours

Course Description: This course is designed to help the students acquire an understanding of the principles and methods of communication and teaching. It helps to develop skill in communicating effectively, maintaining effective interpersonal relations, teaching individuals and groups in clinical, community health and educational settings

Unit	Time (Hrs)		Learning Objective	Content	Teaching Learning Activities	Assessment Methods
	Th.	Pr.				
I	5		Describe the communication process Identify techniques of effective communication	Review of Communication Process <ul style="list-style-type: none"> ○ Process ○ Elements & channel ○ Facilitators ○ Barriers & methods of overcoming ○ Techniques 	<ul style="list-style-type: none"> ○ Lecture ○ Discussion ○ Role plays ○ Exercises with audio/video tapes 	<ul style="list-style-type: none"> ○ Respond to critical incidents ○ Short answers ○ Objective type
II	5		Establish effective inter personal relations with patients, families & co-workers	Interpersonal Relations <ul style="list-style-type: none"> ○ Purpose & types ○ Phases ○ Barriers & methods of overcoming ○ Johari Window 	<ul style="list-style-type: none"> ○ Lecture ○ Discussion ○ Role plays ○ Exercises with audio/video tapes ○ Process recording 	<ul style="list-style-type: none"> ○ Short answers ○ Objective type
III	5		Develop effective human relations in context of nursing	Human Relations <ul style="list-style-type: none"> ○ Understanding self ○ Social behavior, motivation, social attitudes ○ Individual & groups ○ Groups & individual ○ Human relations in context of nursing ○ Group dynamics ○ Team work 	<ul style="list-style-type: none"> ○ Lecture ○ Discussion ○ Sociometry ○ Group games ○ Psychometric exercises followed by discussion 	<ul style="list-style-type: none"> ○ Short answer ○ Objective type ○ Respond to test based on critical incidents
IV	10	5	Develop basic skill of counseling and guidance	Guidance & Counseling <ul style="list-style-type: none"> ○ Definition ○ Purpose, scope & need ○ Basic principles ○ Organization of counseling services ○ Types of counseling approaches 	<ul style="list-style-type: none"> ○ Lecture ○ Discussion ○ Role play on counseling in different situations followed by discussion 	<ul style="list-style-type: none"> ○ Short answer ○ Objective type ○ Assess performance in role play situations

				<ul style="list-style-type: none"> ○ Role & preparation of counselor ○ Issues for counseling in nursing students & practitioners ○ Dealing with weaker students ○ Counseling process: steps & techniques, tools of counselor ○ Managing disciplinary problems ○ Management of crisis & referral 		
V	5		Describe the philosophy & principles of education Explain the teaching learning process	Principles of Education & Teaching Learning Process <ul style="list-style-type: none"> ○ Education: meaning, philosophy, aims, functions & principles ○ Nature & characteristics of learning ○ Theories of learning ○ Principles & maxims of teaching ○ Formulating objectives: general & specific ○ Blooms taxonomy ○ Lesson planning ○ Classroom management ○ Current trends in nursing education in India 	<ul style="list-style-type: none"> ○ Lecture ○ Discussion ○ Prepare lesson plan ○ Micro teaching ○ Exercise on writing objectives 	<ul style="list-style-type: none"> ○ Short answer ○ Objective type ○ Assess lesson plans & teaching sessions
VI	10	10	Demonstrate teaching skill using various teaching methods in clinical, classroom & community settings	Methods of Teaching <ul style="list-style-type: none"> ○ Lecture, demonstration, group discussion, seminar, symposium, panel discussion, role play, project, field trip, workshop, exhibition, programmed instruction, computer assisted learning, micro teaching, problem based learning, self instructional module, simulation etc. ○ Clinical teaching methods: case methods, nursing round & reports, beside clinic, conference (individual & group) process recording 	<ul style="list-style-type: none"> ○ Lecture ○ Discussion ○ Conduct 5 teaching sessions using different methods & media 	<ul style="list-style-type: none"> ○ Short answer ○ Objective type ○ Assess teaching sessions

VII	10	8	Prepare and use different types of educational media effectively	Educational Media <ul style="list-style-type: none"> ○ Purpose & types of A.V. aids, principles, sources etc. ○ Dales cone of experience ○ Graphics aids, chalk board chart, graph, poster, flash cards, flannel graph, bulletin, cartoon ○ Three dimensional aid: objects, specimens, models, puppets ○ Printed aids: pamphlets & leaflets ○ Projected aids: slides, overhead projector, films, TV, VCR/VCD, camera, microscope, LCD ○ Audio aids: tape recorder public address system ○ Computer 	<ul style="list-style-type: none"> ○ Lecture ○ Discussion ○ Demonstration ○ Prepare different teaching aids: projected & non projected 	<ul style="list-style-type: none"> ○ Short answer ○ Objective type ○ Assess the teaching aids prepared
VIII	5	7	Prepare different types of questions for assessment of knowledge, skills & attitudes	Assessment <ul style="list-style-type: none"> ○ Purposes, principles & scope of evaluation & assessment ○ Criteria for selection of assessment techniques & methods ○ Assessment of knowledge: essay type questions, short answer questions (SAQ), multiple choice questions (MCQ) ○ Assessment of skills: observation checklist, practical exam, viva, objective structured clinical examination (OSCE) ○ Assessment of attitudes: attitude scales ○ Internal assessment ○ Clinical evaluation methods 	<ul style="list-style-type: none"> ○ Lecture ○ Discussion ○ Exercise on writing different types of assessment tools 	<ul style="list-style-type: none"> ○ Short answer ○ Objective type ○ Assess the strategies used in practice teaching sessions & exercise sessions



IX	5	Teach individuals, groups & communities about health with their active participation	Information, Education & Communication For Health (Iec) <ul style="list-style-type: none"> ○ Health behaviour & health education ○ Planning for health education ○ Health education with individuals, groups & communities ○ Communicating health messages ○ Methods & media for communicating health messages ○ Using mass media 	<ul style="list-style-type: none"> ○ Lecture ○ Discussion ○ Plan & conduct health education sessions for individuals, group & communities 	<ul style="list-style-type: none"> ○ Short answers ○ Objective type ○ Assess the planning & conduct the educational session
----	---	--	--	--	--

METHODS OF EVALUATION

- 1 . S e s s i o n a l E x a m s - 1 5 %
- 2 . M o d e l E x a m - 2 0 %
- 3 . E v a l u a t i o n o f t e a c h i n g s e s s i o n s (5) - 4 0 %
- 4 . E v a l u a t i o n o f a s s i g n m e n t s - 2 5 %

References:

1. Neeraja KP. Textbook of nursing education. 1st ed. New Delhi: Jaypee brothers medical publishers Ltd; 2003.
2. Heidgerken LE. Teaching and learning in schools of nursing - principles and methods, 3rd ed. New Delhi: Konark publishers; 2005.
3. Basavanhappa BT, Nursing education, 1st ed, New Delhi: Jaypee brothers medical publishers; 2004.
4. Sankara Narayan B, Sindhu B. Learning & teaching nursing. Brainfill publishers.
5. Sampath K, Panneerselvam A, Santhanam S. Introduction to educational technology, 3rd ed. New Delhi: Sterling publishers; 2002.
6. Aggarwal JC. Principles, methods and techniques of teaching. 2nd ed, New Delhi: Vikas publishing house Pvt. Ltd; 2002.
7. Aggarwal JC. Essentials of examination system - evaluation, tests and measurement. 1st ed. New-Delhi: Vikas publishing house Pvt. Ltd; 2001.

MEDICAL SURGICAL NURSING – II

Placement: Third year

Time: Theory – 105 hours
Practical – 310 hours

Course Description: The purpose of this course is to acquire knowledge and develop proficiency in caring for patients with medical and surgical disorders in varieties of health care settings and at home.

Unit	Time (Hrs)	Learning Objectives	Content	Teaching learning Activity	Assessment Methods
I	15	Describe the etiology, pathophysiology, clinical manifestations, diagnostic measures and management of patients with disorders of ear, nose and throat	<p>Nursing Management Of Patient With Disorders Of Ear, Nose And Throat</p> <p>a Review of anatomy and physiology of the ear nose and throat</p> <p>a Nursing assessment: history and physical assessment</p> <p>a Etiology, pathophysiology, clinical manifestations, diagnosis, treatment modalities and medical & surgical nursing management of ear nose and throat disorders.</p> <ul style="list-style-type: none"> • External ear: deformities otalgia, foreign bodies and tumors. • Middle ear: impacted wax, tympanic membrane perforation, otitis media otosclerosis, mastoiditis, tumors. • Inner ear: meniere's disease, labyrinthitis, ototoxicity, tumors. • Upper airway infections: common cold, sinusitis, rhinitis, pharyngitis, tonsillitis and adenoiditis, peritonsillar abscess, laryngitis • Upper respiratory airway: epistaxis • Nasal obstruction, laryngeal obstruction, cancer of the larynx • Cancer of the oral cavity 	<p>a Lecture</p> <p>a Discussion</p> <p>a Explain using charts, graphs</p> <p>a Models, films, slides</p> <p>a Demonstration</p> <p>a Practice session</p> <p>a Case discussion/ seminar</p> <p>a Health education</p> <p>a Supervised clinical practice</p> <p>a Drug book/ presentation</p>	<p>a Essay type</p> <p>a Short answers</p> <p>a Objective type</p> <p>a Assessment of skills with check list</p> <p>a Assessment of patient management problem</p>



			<ul style="list-style-type: none"> ○ Speech defects and speech therapy ○ Deafness: prevention, control and rehabilitation ○ Hearing aids, implanted hearing devices ○ Special therapies ○ Nursing procedures in patients with disorders of ear, nose and throat: tracheotomy care, irrigations ○ Nursing management of clients undergoing mastoidectomy, tonsilectomy, adenoidectomy, laryngectomy. ○ Drugs used in treatment of disorders of ear nose and throat ○ Role of nurse communicating with hearing impaired and muteness 		
II	15	Describe the etiology, patho physiology, clinical manifestations, diagnostic measures and management of patients with disorders of eye.	<p>Nursing Management Of Patient With Disorders Of Eye</p> <ul style="list-style-type: none"> ○ Review of anatomy and physiology of the eye. ○ Nursing assessment: history and physical assessment <ul style="list-style-type: none"> ● Etiology, pathophysiology, clinical manifestations, diagnosis, treatment modalities and medical & surgical nursing management of eye disorders: ● Refractive errors ● Eyelids: infection, tumors and deformities ● Conjunctiva: inflammation and infection, bleeding ● Cornea: inflammation and infection ● Corneal transplantation 	<ul style="list-style-type: none"> ○ Lecture ○ Discussion ○ Explain using charts, graphs ○ Models, films, slides ○ Demonstration ○ Practice session ○ Case discussion/ seminar ○ Health education ○ Supervised clinical practice ○ Drug book/ presentation 	<ul style="list-style-type: none"> ○ Essay type ○ Short answers ○ Objective type ○ Assessment of skills with check list ○ Assessment of patient management problem

			<ul style="list-style-type: none"> • Lens: cataracts • Glaucoma • Disorder of the uveal tract • Ocular tumors • Disorder of posterior chamber and retina: retinal and vitreous problems • Retinal detachment • Ocular emergencies and their prevention <ul style="list-style-type: none"> ○ Blindness ○ National blindness control program <ul style="list-style-type: none"> • Eye banking • Eye prostheses and rehabilitation • Role of a nurse: communication with visually impaired patient, eye camps ○ Special therapies ○ Nursing procedures: eye care, irrigation, instillation, dressing ○ Drugs used in treatment of disorders of eye. 		
III	17	Describe the etiology, patho physiology, clinical manifestations, diagnostic measures and nursing management of patients with neurological disorders	<p>Nursing Management Of Patient With Neurological Disorders</p> <ul style="list-style-type: none"> ○ Review of anatomy and physiology of the neurological system ○ Nursing assessment: history and physical and neurological assessment and Glasgow coma scale ○ Etiology, pathophysiology, clinical manifestations, diagnosis, treatment modalities and medical & surgical nursing management of neurological disorders: <ul style="list-style-type: none"> • Congenital malformations • Headache • Head injuries 	<ul style="list-style-type: none"> ○ Lecture ○ Discussion ○ Explain using charts, graphs ○ Models, films slides ○ Demonstration ○ Practice session ○ Case discussion/ seminar ○ Health education ○ Supervised clinical practice ○ Drug book/ presentation ○ Visit to rehabilitation centre 	<ul style="list-style-type: none"> ○ Essay type ○ Short answers ○ Objective type ○ Assessment of skills with check list ○ Assessment of patient management problem



			<ul style="list-style-type: none">• Spinal injuries<ul style="list-style-type: none">□ Paraplegia□ Hemiplegia□ Quadriplegia• Spinal cord compression: herniation of intervertebral disc• Tumors of the brain & spinal cord• Intra cranial and cerebral aneurysms• Infections:<ul style="list-style-type: none">□ Meningitis□ Encephalitis□ Brain abscess□ Neurocysticercosis• Movement disorders<ul style="list-style-type: none">□ Chorea□ Seizures□ Epilepsies• Cerebro Vascular Accidents (CVA)• Cranial, spinal neuropathies<ul style="list-style-type: none">▸ Bell's palsy▸ Trigeminal neuralgia• Peripheral Neuropathies: Guillain Barr'e syndrome• Myasthenia gravis• Multiple sclerosis• Degenerative diseases<ul style="list-style-type: none">□ Delirium□ Dementia□ Alzheimer's disease□ Parkinsons's disease• Management of unconscious patients and patients with stroke○ Role of the nurse in communicating with patient having neurological deficit○ Rehabilitation of patients with neurological deficit○ Role of nurse in long stay facility (institutions) and at home○ Special therapies○ Nursing procedures○ Drugs used in the treatment of neurological disorders	
--	--	--	---	--

IV	10	Describe the etiology, pathophysiology, clinical manifestations, diagnostic measures and nursing management of patients with burns, reconstructive and cosmetic surgery	<p>Nursing Management Of Patients With Burns, Reconstructive And Cosmetic Surgery</p> <ul style="list-style-type: none"> ○ Review of anatomy and physiology of the skin and connective tissues and various deformities ○ Nursing assessment: history and physical assessment and assessment of burns and fluid and electrolyte loss ○ Etiology, classification pathophysiology, clinical manifestations, diagnosis, treatment modalities and medical & surgical nursing management of burns and re-constructive and cosmetic surgery ○ Types of re-constructive and cosmetic surgery for burns, congenital deformities, injuries and cosmetic purpose ○ Role of nurse ○ Legal aspects ○ Rehabilitation ○ Special therapies <ul style="list-style-type: none"> ■ Psycho social aspects ○ Nursing procedures ○ Drugs used in treatment of burns reconstructive and cosmetic surgery 	<ul style="list-style-type: none"> ○ Lecture ○ Discussion ○ Explain using charts, graphs ○ Models, films, slides ○ Demonstration ○ Practice session ○ Case discussion/ seminar ○ Health education ○ Supervised practice ○ Drug book/ presentation 	<ul style="list-style-type: none"> ○ Essay type ○ Short answers ○ Objective type ○ Assessment of skills with check list ○ Assessment of patient management problem
V	10	Describe the etiology, pathophysiology, clinical manifestations, diagnostic measures and nursing management of patients with oncological conditions.	<p>Nursing Management Of Patients With Oncological Conditions</p> <ul style="list-style-type: none"> ○ Structure & characteristics of normal & cancer cells ○ Cancer incidence and trends ○ Nursing assessment: history and physical assessment ○ Prevention, screening, early detection, warning signs of cancer 	<ul style="list-style-type: none"> ○ Lecture ○ Discussion ○ Explain using charts, graphs ○ Models, films slides ○ Demonstration ○ Practice session ○ Case discussion/ seminar ○ Health education ○ Supervised clinical practice 	<ul style="list-style-type: none"> ○ Essay type ○ Short answers ○ Objective type ○ Assessment of skills with check list ○ Assessment of patient management problem




			<ul style="list-style-type: none"> ○ Epidemiology, etiology, classification, pathophysiology staging, clinical manifestations, diagnosis, treatment modalities and medical & surgical nursing management of oncological conditions ○ Common malignancies of various body systems: oral, larynx, lung, stomach and colon, liver, leukemias and lymphomas, breast, cervix, ovary, uterus, sarcoma, brain, renal, bladder, prostate etc. ○ Oncological emergencies ○ Modalities of treatment <ul style="list-style-type: none"> ● Immunotherapy ● Chemotherapy ● Radiotherapy ● Surgical interventions ● Stem cell and bone marrow transplants ● Gene therapy ● Other forms of treatment ○ Psychosocial aspects of cancer ○ Rehabilitation ○ Palliative care: symptom and pain management, nutritional support ○ Home care ○ Hospice care ○ Stomal therapy ○ Special therapies ○ Psycho social aspects ○ Nursing procedures 	<ul style="list-style-type: none"> ○ Drug book/ presentation 	
VI	10	Describe organization of emergency and disaster care services	<p>Nursing Management Of Patient In Emergency & Disaster Situations <i>Disaster nursing:</i></p> <ul style="list-style-type: none"> ○ Concepts and principles of disaster nursing ○ Causes and types of disaster: natural and man- made <ul style="list-style-type: none"> ● Earthquakes, floods, epidemics cyclones 	<ul style="list-style-type: none"> ○ Lecture ○ Discussion ○ Explain using charts, graphs ○ Models, films slides ○ Demonstration ○ Practice session ○ Case discussion/ seminar 	<ul style="list-style-type: none"> ○ Essay type ○ Short answers ○ Objective type ○ Assessment of skills with check list

		<p>emergencies</p> <p>Describe the role of nurse in disaster management</p>	<ul style="list-style-type: none"> • Fire, explosion, accidents <ul style="list-style-type: none"> □ Violence, terrorism, biochemical, war ○ Policies related to emergency/ disaster management: international, national, state, institutional ○ Disaster preparedness ○ Team, guidelines, protocols, equipment, resources ○ Coordination and involvement of community, various Govt. departments, non-Govt. organizations and international agencies ○ Role of nurse: working ○ Legal aspects of disaster nursing ○ Impact on health and after effects: Post Traumatic Stress Disorder ○ Rehabilitation: physical, psychosocial, financial, relocation <p><i>Emergency nursing</i></p> <ul style="list-style-type: none"> ○ Concept, priorities, principles and scope of emergency nursing ○ Organization of emergency services, physical setup, staffing, equipment and supplies, protocols, concepts of triage and role of triage nurse ○ Coordination and involvement of different departments and facilities ○ Nursing assessment: history and physical assessment ○ Etiology, pathophysiology, clinical manifestations, diagnosis, treatment modalities and medical & surgical nursing management of patient with medical and surgical emergency 	<ul style="list-style-type: none"> ○ Health education ○ Supervised clinical practice ○ Disaster management drills ○ Drug book/ presentation 	<ul style="list-style-type: none"> ○ Assessment of patient management problem
--	--	---	--	---	--



		Describe the role of nurse in management of common	<ul style="list-style-type: none"> ○ Principles of emergency management ○ Common emergencies: <ul style="list-style-type: none"> ● Respiratory emergencies ● Cardiac emergencies ● Shock and haemorrhage ● Pain ● Poly-trauma, road accidents, crush injuries, wound ● Bites ● Poisoning, food, gas, drugs & chemical poisoning ● Seizures ● Thermal emergencies, heat stroke & cold injuries ○ Pediatric emergencies ○ Psychiatric emergencies ○ Obstetrical emergencies ○ Violence, abuse, sexual assault ○ Cardio Pulmonary Resuscitation ○ Crisis Intervention ○ Role of the nurse: communication and inter personal relations ○ Medico-legal aspect 		
VII	10	Explain the concept and problems of aging	<p>Nursing Care Of The Elderly</p> <ul style="list-style-type: none"> ○ Nursing assessment: history and physical assessment ○ Ageing ○ Demography: myths and realities ○ Concepts and theories of ageing ○ Cognitive aspects of ageing ○ Normal biological ageing ○ Age related body systems changes ○ Psychosocial aspects of ageing ○ Medications and elderly ○ Stress & coping in older adults 	<ul style="list-style-type: none"> ○ Lecture ○ Discussion ○ Explain using charts, graphs ○ Models, films slides ○ Demonstration ○ Practice session ○ Case discussion/ seminar ○ Health education ○ Supervised clinical practice ○ Drug book/ presentation ○ Visit to old age home 	<ul style="list-style-type: none"> ○ Essay type ○ Short answers ○ Objective type ○ Assessment of skills with check list ○ Assessment of patient management problem

		Describe nursing care of the elderly	<ul style="list-style-type: none"> ○ Common health problems & nursing management: <ul style="list-style-type: none"> ● Cardiovascular, respiratory, musculoskeletal ● Endocrine, genitor-urinary, gastrointestinal ● Neurological, skin and other sensory organs ○ Psychosocial and sexual abuse of elderly ○ Role of a nurse for care of elderly: ambulation, nutritional, communicational, psychosocial and spiritual ○ Role of nurse for caregivers of elderly ○ Role of family and formal and non-formal caregivers ○ Use of aids and prosthesis (hearing aids, dentures) ○ Legal & ethical issues ○ Provisions and programmes for elderly, privileges, community programs and health services ○ Home and institutional care 		
VIII	10	Describe organization of critical care units	<p>Nursing Management Of Patient In Critical Care Units</p> <ul style="list-style-type: none"> ○ Nursing assessment: history and physical assessment ○ Classification ○ Principles of critical care nursing ○ Organization, physical setup, policies, staffing norms ○ Protocols, equipment & supplies ○ Special equipment, ventilators, cardiac monitors, defibrillators ○ Resuscitation equipment ○ Infection control protocols 	<ul style="list-style-type: none"> ○ Lecture ○ Discussion ○ Explain using charts, graphs ○ Models, films slides ○ Demonstration ○ Practice session ○ Case discussion/ seminar ○ Health education ○ Supervised clinical practice ○ Drug book/ presentation 	<ul style="list-style-type: none"> ○ Essay type ○ Short answers ○ Objective type ○ Assessment of skills with check list ○ Assessment of patient management problem



		Describe the role of nurse in management of patients critical care units	<ul style="list-style-type: none"> ○ Nursing management of critically ill patient ○ Monitoring of critically ill patient ○ CPR - Advance Cardiac Life Support ○ Treatments and procedures ○ Transitional care ○ Ethical and legal aspects ○ Communication with patient and family ○ Intensive care records ○ Crisis intervention ○ Death and dying: coping with ○ Drugs used in critical care unit ○ Psychosocial aspects of critical care nursing, patient, family, nurse ○ Role of a critical care nurse 		
IX	8	Describe the etiology, pathophysiology, clinical manifestations, assessment, diagnostic measures and nursing management of patients with occupational and industrial health disorder	<p>Nursing Management Of Patients (Adults Including Elderly) With Occupational And Industrial Disorders</p> <ul style="list-style-type: none"> ○ Nursing assessment: history and physical assessment ○ Etiology, pathophysiology, clinical manifestations, diagnosis, treatment modalities and medical & surgical nursing management of occupational and industrial health disorders ○ Role of nurse ○ Special therapies, alternative therapies ○ Nursing procedures ○ Drugs used in treatment of occupational and industrial disorders 	<ul style="list-style-type: none"> ○ Lecture ○ Discussion ○ Explain using charts, graphs ○ Models, films slides ○ Practice session ○ Case discussion/ seminar ○ Health education 	<ul style="list-style-type: none"> ○ Essay type ○ Short answers ○ Objective type

** Unit IV in the INC syllabus (Nursing management of patients with disorders of female reproductive system) is shifted to Obstetrics and Gynecological nursing*



References

1. Black JM, Hawks HJ. Medical surgical nursing clinical management for positive outcomes. 7th ed. vol I & II, Philadelphia: Saunders; 2005.
2. Smeltzer CS, Bare GB. Brunner & Suddarth's textbook of medical surgical nursing. 9th ed. Philadelphia: Lippincott company; 2000.
3. Lewis, Heitkemper, Dirkson. Medical surgical nursing- assessment and management of clinical problems. 6th ed. Philadelphia: CV Mosby Company; 2004.
4. Das Krishna KV. Textbook of medicine vol I & II, 4th ed. New Delhi: JP Publishers; 2002.
5. Braunwald E, Fauci AS, Kasper DL, Hawser SL, Longo DL, Lameson JL. Harrison's Principles of internal medicine vol I & II, 15th ed. New York: McGraw Hill; 2001.
6. Anderoli TE, Carpenter JCC, Smith HL. Cecil's essentials of medicine, 2nd ed. Philadelphia: WB Saunders; 1996.
7. Veenema GT editor. Disaster nursing and emergency preparedness for chemical, biological, radiological, terrorism and other hazards. New York: Springer publishers; 2006.
8. Miakowski C, Buchsel P. Oncology nursing - assessment and clinical care, 1st ed. Philadelphia: Mosby publishers; 1999.
9. Eliopoulous C. Gerontological nursing, 5th ed. Philadelphia: Lippincott Company; 2001.
10. Marcane C, Burns MS., AACN essentials of critical care nursing, New York: Lippincott Publishers; 2005.
11. Hickey VJ. The clinical practice of neurological and neurosurgical nursing. 3rd ed, Philadelphia: JB Lippincott company; 1992.
12. Barker E., neuroscience nursing – a spectrum of care, 2nd ed., Philadelphia: Mosby Publishers; 2003.
13. Newberg L. Sheehey's, emergency nursing - principles & practice. 5th ed, Philadelphia: Mosby; 2003.
14. Terrill B. Renal nursing - a practical approach, 1st ed. Melbourne: Ausmed publications; 2005

**MEDICAL SURGICAL NURSING - II PRACTICAL
(ADULT INCLUDING GERIATRIC)**

Placement: Third year

Time: 310 hrs

Areas	Duratio n	Objectives Posting	Skills to be Developed	Assignments	Assessment Methods
ENT	1	Provide care to patients with ENT disorders Council and educate patient and	<ul style="list-style-type: none"> ○ Perform examination of ear, nose and throat ○ Assist with diagnostic procedures ○ Instillation of drops ○ Perform/assist with irrigations ○ Apply ear bandage ○ Assist with therapeutic procedures ○ Perform tracheotomy care ○ Teach patients and families 	<ul style="list-style-type: none"> ○ Provide care to assigned patients ○ Nursing care plan-1 ○ Observation reports of OPD ○ Maintain drug book 	<ul style="list-style-type: none"> ○ Assess each skill with check list ○ Assess performance with rating scale ○ Evaluation of observation report of OPD ○ Completi on of activity record
Ophthalmology	1	Provide care to patients with eye disorders Council and educate patient and	<ul style="list-style-type: none"> ○ Perform examination of eye ○ Assist with diagnostic procedures ○ Assist with therapeutic Procedures ○ Apply eye bandage ○ Instillation of drops/ ointments ○ Perform/ assist with irrigations ○ Assist with foreign body removal ○ Teach patients and families 	<ul style="list-style-type: none"> ○ Provide care to assigned patients ○ Nursing care plan - 1 ○ Observation reports of OPD & eye bank ○ Maintains drug book 	<ul style="list-style-type: none"> ○ Assess each skill with check list ○ Assess performance with rating scale ○ Evaluation of observation report of OPD & eye bank ○ Completi on of activity record
Neurology	1	Provide care to patients with neurological disorders Council and educate patient and families	<ul style="list-style-type: none"> ○ Perform neurological examination ○ Use Glasgow coma scale ○ Assist with diagnostic procedures ○ Assist with therapeutic procedures ○ Teach patients and families ○ Participate in rehabilitation programme 	<ul style="list-style-type: none"> ○ Provide care to assigned patients with neurological disorders ○ Case study/ case presentation-1 ○ Maintains drug book ○ Health teaching-1 	<ul style="list-style-type: none"> ○ Assess each skill with check list ○ Assess performance with rating scale ○ Evaluation of case study and health teaching ○ Completi on of activity record

Burns unit & plastic and reconstructive surgery unit	1	<p>Provide care to patients with burns</p> <p>Council and educate patient and families</p>	<ul style="list-style-type: none"> ○ Assessment of the burns patient <ul style="list-style-type: none"> ● Percentage of burns ● Degree of burns ○ Fluid and electrolyte replacement therapy <ul style="list-style-type: none"> ● Assess ● Calculate ● Replace ● Record intake and output ○ Care of burn wounds ○ Assessment of flaps and grafts ○ Assist with diagnostic procedures ○ Assist with therapeutic procedures ○ Teach patients and families ○ Participate in rehabilitation programme 	<ul style="list-style-type: none"> ○ Provide care to assigned patients ○ Nursing care plans ○ Case study! case presentation-1 ○ Observation report on burns 	<ul style="list-style-type: none"> ○ Assess each skill with check list ○ Assess performance with rating scale ○ Evaluation of case study and health teaching ○ Completion of activity record
Oncology Unit	1	<p>Provide care to patients with cancer</p> <p>Council and educate patient and families</p>	<ul style="list-style-type: none"> ○ Screen for common cancers: TNM classification ○ Assist with diagnostic procedures <ul style="list-style-type: none"> ● Biopsies ● Pap smear ● Bone marrow aspiration ○ Breast examination ○ Assist with therapeutic procedures ○ Participates in various modalities of treatment <ul style="list-style-type: none"> ● Chemotherapy ● Radiotherapy ● Pain management ● Stomal therapy ● Hormonal therapy ● Immunotherapy ● Gene therapy ● Alternative therapy ○ Participate in palliative care ○ Counsel and teach patients & families <ul style="list-style-type: none"> ● Self breast examination ● Warning signs ○ Participate in rehabilitation programme 	<ul style="list-style-type: none"> ○ Provide care to assigned patients ○ Nursing care plans ○ Case study ! case presentation-1 ○ Observation report on cancer unit 	<ul style="list-style-type: none"> ○ Assess each skill with check list ○ Assess performance with rating scale ○ Evaluation of case study and health teaching ○ Completion of activity record



Critical care unit	2	<p>Provide care to critically ill patients</p> <p>Counsel and educate patient and families</p>	<ul style="list-style-type: none"> ○ Monitoring of patients in ICU ○ Maintain flow sheet ○ Care of patient on ventilators ○ Perform endotracheal suction ○ Demonstrate use of ventilators, cardiac monitors etc ○ Collect specimens and interprets ABG analysis ○ Assist with arterial puncture ○ Maintain CVP line ○ Pulse oximetry ○ CPR - ACLS ○ Defibrillators ○ Pacemakers ○ Bag mask ventilation ○ Emergency tray/trolley: crash cart ○ Administration of drugs <ul style="list-style-type: none"> ● Infusion pump ● Epidural ● Intrathecal ● Intracardiac ○ Total parenteral therapy ○ Chest physiotherapy ○ Perform active and passive exercises ○ Counsel the patient and family in dealing with grieving and bereavement 	<ul style="list-style-type: none"> ○ Provide care to assigned patients ○ Nursing care plans ○ Observation report on critical care unit ○ Drug books 	<ul style="list-style-type: none"> ○ Assess each skill with check list ○ Assess performance with rating scale ○ Evaluation of case study and health teaching ○ Completion of activity record
Casualty / emergency	1	<p>Provide care to patients in emergency and disaster situation</p> <p>Counsel and educate patient and families for grief and bereavement</p>	<ul style="list-style-type: none"> ○ Practice triage ○ Assist with assessment, examination, investigations and their interpretations in emergency and disaster situations ○ Assist in documentations ○ Assist in legal procedures in emergency unit ○ Participate in managing crowd ○ Counsel patient and families in grief and bereavement 	<ul style="list-style-type: none"> ○ Observation report of emergency unit 	<ul style="list-style-type: none"> ○ Assess performance with rating scale ○ Evaluation of observation report ○ Completion of activity record

CHILD HEALTH NURSING

Placement: Third year

Time: Theory: 90 Hours


Practical: 270 Hours

Course Description: This course is designed for developing an understanding of the modern approach to child care, identification, prevention and nursing management of common health problems of neonates and children

Unit	Time (Hrs)	Learning Objectives	Content	Teaching learning Activities	Assessment Methods
I	15	<p>Explain the modern concept of child care & principles of child health nursing</p> <p>Describe national policy programs and legislation in relation to child health and welfare</p> <p>List major causes of death during infancy, early & late childhood</p> <p>Describe the major functions and role of the paediatric nurse in caring for a hospitalized child</p>	<p>Introduction Modern Concepts Of Child Care</p> <ul style="list-style-type: none"> ○ Principles of child health nursing ○ Internationally accepted rights of the child ○ National policy and legislations in relation to child health and welfare ○ National programs related to child health and welfare ○ Agencies related to welfare services to the children ○ Changing trends in hospital care, preventive, promotive and curative aspects of child health ○ Child morbidity and mortality rates ○ Differences between an adult and child ○ Impact of hospitalization on the child family ○ Grief and bereavement ○ The role of child health nurse in caring for a hospitalized child ○ Principles of pre and post operative care of infants and children ○ Child health nursing procedures 	<ul style="list-style-type: none"> ○ Lecture ○ Discussion ○ Demonstration of common paediatric procedures 	<ul style="list-style-type: none"> ○ Short answers ○ Objective type ○ Assessment of skills with check list
II	20	<p>Describe the normal growth & development of children at different ages</p> <p>Identify the</p>	<p>The Healthy Child</p> <ul style="list-style-type: none"> ○ Principles of growth and development ○ Factors affecting growth & development 	<ul style="list-style-type: none"> ○ Lecture ○ Discussion ○ Developmental study of infant and children 	<ul style="list-style-type: none"> ○ Short answers ○ Objective type

II	20	<p>needs of children at different ages & provide parental guidance</p> <p>Identify the nutritional needs of children at different ages and ways of meeting the needs Appreciate the role of play for normal & sick children Appreciate the preventive measures and strategies for children</p>	<ul style="list-style-type: none"> ○ Growth and development from birth to adolescence ○ The needs of normal children through the stages of developmental and parental guidance ○ Nutritional needs of children & infants: breast feeding, exclusive breast feeding supplementary/ artificial feeding and weaning. ○ Baby friendly hospital concept ○ Accidents: causes and prevention ○ Value of play and selection of play material ○ Preventive immunization, immunization programme and cold chain ○ Preventive paediatrics ○ Care of under five & under five clinics/well baby clinics 	<ul style="list-style-type: none"> ○ Observation study of normal and sick child ○ Field visit to Anganwadi, child guidance clinic ○ Film show on breast feeding ○ Clinical practice/ field 	<ul style="list-style-type: none"> ○ Assessment of field visits and developmental study reports
III	10	<p>Provide care to normal & high risk neonates</p> <p>Perform neonatal resuscitation</p> <p>Recognize and manage common neonatal problems</p>	<p>Nursing Care Of Neonate</p> <ul style="list-style-type: none"> ○ Nursing care of a normal newborn/essential newborn care ○ Neonatal resuscitation ○ Nursing management of a low birth weight baby ○ Kangaroo mother care ○ Nursing management of common neonatal disorders ○ Organization of neonatal unit ○ Identification & nursing management of common congenital malformations 	<ul style="list-style-type: none"> ○ Lecture ○ Discussion ○ Workshop on neonatal resuscitation ○ Demonstration ○ Practice session ○ Clinical practice 	<ul style="list-style-type: none"> ○ Short answers ○ Objective type ○ Assessment of skills with check list
IV	10		<p>Integrated Management Of Neonatal And Childhood Illnesses (IMNCI)</p>		
V	25	<p>Provide nursing care in common childhood diseases</p>	<p>Nursing Management In Common Childhood Diseases</p> <ul style="list-style-type: none"> ○ Nutritional deficiency disorders 	<ul style="list-style-type: none"> ○ Lecture ○ Discussion ○ Demonstration ○ Practice session ○ Clinical practice 	<ul style="list-style-type: none"> ○ Short answers ○ Objective type

		Identify measures to prevent common childhood diseases including immunization	<ul style="list-style-type: none"> ○ Respiratory disorders and infections ○ Gastrointestinal infections, infestations and congenital disorders ○ Cardio vascular problem: congenital defects and rheumatic fever, rheumatic heart disease ○ Genito-urinary disorders: acute glomerulo nephritis, nephrotic syndrome, Wilm's tumor, infection and congenital disorders. ○ Neurological infections and disorders: convulsions, epilepsy, meningitis, hydrocephalus, spina-bifida ○ Hematological disorders: anemias, thalassemia, ITP, leukemia, hemophilia ○ Endocrine disorders: juvenile diabetes mellitus ○ Orthopedic disorders: club feet, hip dislocation and fracture ○ Disorders of skin, eye, and ears ○ Common communicable diseases in children, their identification, nursing management in hospital and home and prevention. ○ Child health emergencies: poisoning, foreign bodies, hemorrhage, burns and drowning ○ Nursing care of infant and children with HIV/AIDS 		<ul style="list-style-type: none"> ○ Assessment of skills with check list
VI	10	Manage the child with behavioural & social problems Identify the social & welfare services for challenged children	<p>Management Of Behavioural & Social Problems In Children</p> <ul style="list-style-type: none"> ○ Management of common behavioural disorders ○ Management of common psychiatric problems ○ Management of challenged children: mentally, 	<ul style="list-style-type: none"> ○ Lecture ○ Discussion ○ Field visits to child guidance clinics, school for mentally, physically and socially challenged 	<ul style="list-style-type: none"> ○ Short answers ○ Objective type ○ Assessment of field reports



			physically & socially challenged ○ Welfare service for challenged children in India ○ Child guidance clinics		
--	--	--	--	--	--

References

1. Marlow DR, Redding BA. Textbook of pediatric nursing. 6th ed. Philadelphia: WB Saunders; 1998
2. Wong DL, Hockenberry MJ. Wong’s nursing care of infants and children. 7th ed. St Louis: Mosby Inc; 2003
3. Behrman, Kliegman, Arvin. Nelson’s textbook of pediatrics (Book I & II), 15th ed, Philadelphia: W.B.saunders Company; 1998
4. Gupte S. The short textbook of pediatrics, 9th millennium ed., New Delhi: Jaypee Publishers; 2000
5. Ghai OP. GHAI’s essential pediatrics, 5th ed, New Delhi; Interprint: 2000
6. Udani. Textbook of pediatrics (Vol. I, II & III). Revised 1st Edition. New Delhi: Jaypee Brothers; 1998
7. Singh M. Care of new born New Delhi: Sagar Publications; 2004
8. Ashcraft KW, Holocomb GW, Murphy JP. Peadiatric surgeon, 4th ed, Philadelphia; Elsevier Saunders; 2005
9. Nelill JA. Principles of peadiatric surgery, 2nd ed, St.louis: Mosby; 2003
10. Santosh KA. Manual of paediatric practice, 1st ed, Hyderabad: Paras Publishing; 2001
11. Singh I, Pal GP. Human embryology, 7th ed, Dehi: Macmillan publishers; 2001
12. Elrod S, Stensfield W. Schaum’s outline of genetics, 4th ed, New Delhi: Tata McGraw Hill publishers; 2002
13. Vasudevan DM, Sreekumari S. Textbook of biochemistry, 4th ed, New Delhi: Jaypee publishers
14. Skirton H, Patch C, Genetics for health care professionals – a life stage approach. 1st ed, Oxford: BIOS Scientific publishers; 2002

CHILD HEALTH NURSING - PRACTICAL

Placement: Third Year

Time: 270 hrs (9weeks)

Areas	Duration (in weeks)	Objectives	Skills	Assignments	Assessment Methods
Paediatric medicine ward	3	<p>Provide nursing care to children with various medical disorders</p> <p>Counsel and educate parents</p>	<ul style="list-style-type: none"> ○ Taking paediatric history ○ Physical examination and assessment of children ○ Administer oral, I/M & IV medicine/fluids ○ Calculation of fluid requirements ○ Prepare different strengths of I.V. fluids ○ Apply restraints ○ Administer O₂ inhalation by different methods ○ Give baby bath ○ Feed children by Katori spoon, etc ○ Collect specimens for common investigations ○ Assist with common diagnostic procedures ○ Teach mothers/parents about <ul style="list-style-type: none"> ● Malnutrition ● Oral rehydration therapy ● Feeding & weaning ● Immunization schedule ● Play therapy ● Specific disease conditions 	<ul style="list-style-type: none"> ○ Give care to three assigned paediatric patients ○ Nursing care plan – 1 ○ Case study/ presentation – 1 ○ Health talk - 1 	<ul style="list-style-type: none"> ○ Short answers ○ Objective type ○ Assessment of skills with check list OSCE/OSPE ○ Evaluation of care study presentation and health education session ○ Completion of activity record
Paediatric surgery ward	3	<p>Recognize different pediatric surgical conditions/ malformations</p> <p>Provide pre and post operative care</p>	<ul style="list-style-type: none"> ○ Calculate, prepare and administer I/V fluids ○ Do bowel wash ○ Care for ostomies: <ul style="list-style-type: none"> ● Colostomy irrigation ● Ureterostomy ● Gastrostomy ● Enterostomy ○ Urinary catheterization and drainage 	<ul style="list-style-type: none"> ○ Give care to three assigned paediatric patients ○ Nursing care plan–1 ○ Case study/ presentation– 1 	<ul style="list-style-type: none"> ○ Short answers ○ Objective type ○ Assessment of skills with check list OSCE/OSPE ○ Evaluation of care study presentation



		to children with common paediatric surgical conditions/ malformations Counsel and educate parents	<ul style="list-style-type: none"> ○ Feeding: <ul style="list-style-type: none"> ● Naso-gastric ● Gastrostomy ● Jejunostomy ○ Care of surgical wounds <ul style="list-style-type: none"> ● Dressing ● Suture removal 		<p>and health education session</p> <ul style="list-style-type: none"> ○ Completion of activity record
Paediatric OPD/ Immunization room	1	Perform assessment of children: health, developmental and anthropometric. Perform immunization. Give health education/ nutritional education	<ul style="list-style-type: none"> ○ Assessment of children <ul style="list-style-type: none"> ● Health assessment ● Developmental assessment ● Anthropometric assessment ○ Immunization ○ Health/ nutritional education 	○ Developmental study - 1	<ul style="list-style-type: none"> ○ Assess clinical performance with rating scale ○ Completion of activity record
Paediatric medicine and surgery ICU	1 each	Provide nursing care to critically ill children	<ul style="list-style-type: none"> ○ Care of a baby in incubator/warmer ○ Care of a child on ventilator ○ Endotracheal suction ○ Chest physiotherapy ○ Administer fluids with infusion pump ○ Total parenteral nutrition ○ Phototherapy ○ Monitoring of babies ○ Cardio pulmonary resuscitation 	<ul style="list-style-type: none"> ○ Nursing care plan- 1 ○ Observation report - 1 	<ul style="list-style-type: none"> ○ Assess clinical performance with rating scale ○ Completion of activity record ○ Evaluation of observation report

MENTAL HEALTH NURSING

Placement: Third year

Time: Theory –90 hours
Practical – 365 hours

Course Description: This course is designed for developing an understanding of the modern approach to mental health, identification, prevention and nursing management of common mental health problems with special emphasis on therapeutic interventions for individuals, family and community

Unit	Time (Hrs)	Learning Objectives	Content	Teaching learning Activity	Assessment Method
I	5	Describe the historical development & current trends in mental health nursing Describe the epidemiology of mental health problems Describe the national mental health act, programmes and mental health policy Discuss the scope of mental health nursing Describe the concept of normal & abnormal behavior	Introduction <ul style="list-style-type: none"> ○ Perspective of mental health and mental health nursing: evolution of mental health services, treatments and nursing practices. ○ Prevalence and incidence of mental health problems and disorders. ○ Mental Health Act ○ National mental health policy visa vis National health policy. ○ National mental health programme ○ Mental health team ○ Nature and scope of mental health nursing ○ Role and functions of mental health nurse in various settings and factors affecting the level of nursing practice ○ Concepts of normal and abnormal behavior 	<ul style="list-style-type: none"> ○ Lecture ○ Discussion 	<ul style="list-style-type: none"> ○ Short answers ○ Objective type ○ Assessment of the field visit reports
II	5	Define various terms used in mental health nursing. Explains the classification of mental disorders Explain psychodynamic s of maladaptive behavior	Principles And Concepts Of Mental Health Nursing <ul style="list-style-type: none"> ○ Definition: mental health nursing and terminology used ○ Classification of mental disorders: ICD ○ Review of personality development, defense mechanisms ○ Maladaptive behavior of individuals and groups: 	<ul style="list-style-type: none"> ○ Lecture ○ Discussion ○ Explain using charts ○ Review of personality development 	<ul style="list-style-type: none"> ○ Short answers ○ Objective type ○ Essay type



		<p>Discuss the etiological factors, psychopathology of mental disorders</p> <p>Explain the principles and standards of nursing</p> <p>Describe the conceptual models of mental health nursing</p>	<p>stress, crisis and disaster</p> <ul style="list-style-type: none"> ○ Etiology: bio-psycho-social factors ○ Psychopathology of mental disorders: review of structure and functions of brain, limbic system and abnormal neurotransmission ○ Principles of mental health nursing ○ Standards of mental health nursing practice ○ Conceptual models and the role of nurse: <ul style="list-style-type: none"> ● Existential ● Psycho-analytical ● Behavioral ● Interpersonal 		
III	8	Describe nature, purpose and process of assessment of mental health status	<p>Assessment of Mental Health status</p> <ul style="list-style-type: none"> ○ History taking ○ Mental status examination ○ Mini mental status examination ○ Neurological examination review ○ Investigations: related blood chemistry, EEG, CT & MRI ○ Psychological tests ○ Role and responsibilities of nurse 	<ul style="list-style-type: none"> ○ Lecture ○ Discussion ○ Demonstration ○ Practice session ○ Clinical practice 	<ul style="list-style-type: none"> ○ Short answers ○ Objective type ○ Assessment of skills with check list
IV	6	<p>Identify therapeutic communication techniques</p> <p>Describes therapeutic relationship</p> <p>Describe therapeutic impasse and its intervention</p>	<p>Therapeutic Communication And Nurse – Patient Relationship</p> <ul style="list-style-type: none"> ○ Therapeutic communication: types, techniques, characteristics ○ Types of relationship ○ Ethics and responsibilities ○ Elements of nurse patient contract ○ Review of technique of IPR- Johari Window ○ Goals, phases, tasks, therapeutic techniques ○ Therapeutic impasse and its intervention 	<ul style="list-style-type: none"> ○ Lecture ○ Discussion ○ Demonstration ○ Role play ○ Process recording 	<ul style="list-style-type: none"> ○ Short answers ○ Objective type

V	14	Explain treatment modalities and therapies used in mental disorders and role of the nurse	Treatment Modalities And Therapies Used In Mental Disorders <ul style="list-style-type: none"> ○ Psycho pharmacology ○ Psychological therapies: therapeutic community, psycho therapy- individual: psycho-analytical, cognitive and supportive, family, group: behavioral, play, psycho-drama, music, dance, recreational and light therapy; relaxation therapies: yoga, meditation, biofeedback ○ Alternative systems of medicine ○ Occupational therapy ○ Physical therapy: electroconvulsive therapy ○ Geriatric considerations ○ Role of nurse in above therapies 	<ul style="list-style-type: none"> ○ Lecture ○ Discussion ○ Demonstration ○ Practice session ○ Clinical practice 	<ul style="list-style-type: none"> ○ Short answers ○ Objective type ○ Essay type
VI	5	Describe the etiology, psychopathology clinical manifestations, diagnostic criteria and management of patients with schizophrenia, and other psychotic disorders	Nursing Management Of Patient With Schizophrenia, And Other Psychotic Disorder <ul style="list-style-type: none"> ○ Classification: ICD ○ Etiology, psychopathology, types, clinical manifestations, diagnoses ○ Nursing assessment: history, physical and mental assessment ○ Treatment modalities and nursing management of patients with schizophrenia and other psychotic disorders ○ Geriatric considerations ○ Follow up and home care and rehabilitation 	<ul style="list-style-type: none"> ○ Lecture ○ Discussion ○ Demonstration ○ Practice session ○ Clinical practice 	<ul style="list-style-type: none"> ○ Short answers ○ Objective type ○ Assessment of patients management problems
VII	5	Describe the etiology, psychopathology clinical manifestations, diagnostic criteria and management of patients with mood disorders	Nursing Management Of Patient With Mood Disorders <ul style="list-style-type: none"> ○ Mood disorders: bipolar affective disorder, mania, depression, and dysthymia etc 	<ul style="list-style-type: none"> ○ Lecture ○ Discussion ○ Demonstration ○ Practice session ○ Clinical practice 	<ul style="list-style-type: none"> ○ Short answers ○ Objective type ○ Assessment of patients

			<ul style="list-style-type: none"> ○ Etiology, psychopathology, clinical manifestations, diagnosis, ○ Nursing assessment: history, physical and mental assessment ○ Treatment modalities and nursing management of patients with mood disorders ○ Geriatric considerations ○ Follow up and home care and rehabilitation 		<ul style="list-style-type: none"> management problems ○ Essay type
VIII	8	Describe the etiology, psychopathology clinical manifestations, diagnostic criteria and management of patients with neurotic, stress related and somatization disorders	<p>Nursing Management Of Patient With Neurotic, Stress Related And Somatization Disorders</p> <ul style="list-style-type: none"> ○ Anxiety disorder, phobias, dissociation and conversion disorder, obsessive compulsive disorder somatoform disorders, post traumatic stress disorder, adjustment disorders ○ Etiology, psychopathology, clinical manifestations, diagnoses. ○ Nursing assessment: history, physical and mental assessment ○ Behavioral techniques used in the treatment of neurotic disorders ○ Treatment modalities and nursing management of patients with neurotic stress related and somatization disorders ○ Geriatric considerations ○ Follow up and home care and rehabilitation 	<ul style="list-style-type: none"> ○ Lecture ○ Discussion ○ Case presentation ○ Case discussion ○ Clinical practice 	<ul style="list-style-type: none"> ○ Short answers ○ Objective type ○ Assessment of patients management problems ○ Essay type
IX	5	Describe the etiology, psychopathology, clinical manifestations, diagnostic criteria and management of patients with substance use disorders	<p>Nursing Management Of Patient With Substance Abuse Disorders</p> <ul style="list-style-type: none"> ○ Commonly used psychotropic substance: classification, forms, routes, action, intoxication and withdrawal 	<ul style="list-style-type: none"> ○ Lecture ○ Discussion ○ Case presentation ○ Case discussion ○ Clinical practice 	<ul style="list-style-type: none"> ○ Short answers ○ Objective type ○ Assessment of patients management problems

			<ul style="list-style-type: none"> ○ Etiology of dependence: tolerance, psychological and physical dependence, withdrawal syndrome, diagnosis ○ Nursing assessment: history, physical & mental assessment and drug assay ○ Treatment (detoxification, antabuse and narcotic antagonist therapy and harm reduction) and nursing management of patients with substance use disorders ○ Geriatric considerations ○ Follow up, home care and rehabilitation 		<ul style="list-style-type: none"> ○ Essay type
X	4	Describe the etiology, psychopathology, clinical manifestations, diagnostic criteria and management of patients with personality, sexual and eating disorders	<p>Nursing Management Of Patient With Personality, Sexual And Eating Disorders</p> <ul style="list-style-type: none"> ○ Classification of disorders ○ Etiology, psychopathology, clinical manifestations, diagnoses ○ Nursing assessment: history, physical and mental assessment. ○ Treatment modalities and nursing management of patients with personality, sexual and eating disorders ○ Geriatric considerations ○ Follow up and home care and rehabilitation 	<ul style="list-style-type: none"> ○ Lecture ○ Discussion ○ Case presentation ○ Case discussion ○ Clinical practice 	<ul style="list-style-type: none"> ○ Short answers ○ Objective type ○ Assessment of patients management problems ○ Essay type
XI	6	Describe the etiology, psychopathology clinical manifestations, diagnostic criteria and management of childhood and adolescent disorders including mental deficiency	<p>Nursing Management Of Childhood And Adolescent Disorders Including Mental Deficiency</p> <ul style="list-style-type: none"> ○ Classification ○ Etiology, psychopathology, clinical manifestations, diagnoses ○ Nursing assessment: history, physical and mental assessment and IQ assessment 	<ul style="list-style-type: none"> ○ Lecture ○ Discussion ○ Case presentation ○ Case discussion ○ Clinical practice 	<ul style="list-style-type: none"> ○ Short answers ○ Objective type ○ Assessment of patients management problems ○ Essay type



			<ul style="list-style-type: none"> ○ Behavioral techniques used in mentally handicapped children ○ Treatment modalities and nursing management of childhood disorders including mental deficiency ○ Parental counseling and education ○ Mental health promotion with children and adolescents ○ Follow up, home care and rehabilitation 		
XII	5	Describe the etiology, psychopathology clinical manifestations, diagnostic criteria and management of organic brain disorders	<p>Nursing Management Of Organic Brain Disorders</p> <ul style="list-style-type: none"> ○ Classification: ICD ○ Etiology, psychopathology, clinical features, diagnosis and differential diagnosis (Parkinson's and Alzheimer's) ○ Nursing assessment: history, physical, mental and neurological assessment ○ Treatment modalities of nursing management of organic brain disorders ○ Geriatric considerations ○ Follow up and home care and rehabilitation 	<ul style="list-style-type: none"> ○ Lecture ○ Discussion ○ Case presentation ○ Case discussion ○ Clinical practice 	<ul style="list-style-type: none"> ○ Short answers ○ Objective type ○ Assessment of patients management problems ○ Essay type
XIII	6	Identify psychiatric emergencies and carry out crisis interventions	<p>Psychiatric Emergencies And Crisis Interventions</p> <ul style="list-style-type: none"> ○ Types of psychiatric emergencies and their management ○ Family violence ○ Sexual abuse ○ Hyperventilation syndrome ○ Pseudo seizures ○ Stress adaptation model: stress and sensor, coping, resources and mechanism ○ Grief: theories of grieving process, principles, techniques of counseling ○ Types of crisis 	<ul style="list-style-type: none"> ○ Lecture ○ Discussion ○ Demonstration ○ Practice session ○ Clinical practice 	<ul style="list-style-type: none"> ○ Short answers ○ Objective type

			<ul style="list-style-type: none"> ○ Crisis intervention: principles, techniques and process ○ Geriatric considerations ○ Role and responsibilities of nurse 		○ Essay type
XIV	4	Explain legal aspects applied in mental health settings and role of the nurse	Legal Issues In Mental Health Nursing <ul style="list-style-type: none"> ○ The Mental Health Act 1987: Act, sections, articles and their implications etc ○ Indian Lunacy Act 1912 ○ Rights of mentally ill clients ○ Forensic psychiatry ○ Acts related to narcotic and psychotropic substances and illegal drug trafficking ○ Admission and discharge procedures ○ Role and responsibilities of nurse 	<ul style="list-style-type: none"> ○ Lecture ○ Discussion ○ Case discussion 	<ul style="list-style-type: none"> ○ Short answers ○ Objective type
XV	4	<p>Describe the model of preventive psychiatry</p> <p>Describes community mental health services and role of the nurse</p>	Community Mental Health Nursing <ul style="list-style-type: none"> ○ Development of community mental health services: ○ National mental health Programme ○ Institutionalization versus deinstitutionalization ○ Model of preventive psychiatry: levels of prevention ○ Mental health services available at primary, secondary, tertiary levels including rehabilitation: day care centre, half way homes, quarter way homes, night hospitals, foster care services, relapse prevention and role of nurse ○ Mental health agencies: government and voluntary, national and international ○ Mental health nursing issues for special populations: children, adolescence, women, elderly, victims of violence and abuse, handicapped, HIV/AIDS etc 	<ul style="list-style-type: none"> ○ Lecture ○ Discussion ○ Clinical/field practice ○ Field visits to mental health service agencies 	<ul style="list-style-type: none"> ○ Short answers ○ Objective type ○ Assessment of the field visit report

References

1. Stuart GW & Laraia MT. Principles and practice of psychiatric nursing, 8th ed. Philadelphia: Mosby, 2003.
2. Boyd MA. Psychiatric nursing- contemporary practice, 3rd ed. Philadelphia: Lippincott Williams & Wilkins, 2005.
3. Varcarolis EM. Foundations of psychiatric mental health nursing -a clinical approach, 1st ed. 2004.
4. Fortinash KM & Holoday worret PA. Psychiatric mental health nursing, Mosby, 2005.
5. Schultz JM & Videbeck SN. Lippincott manual of psychiatric nursing care plans, 6th ed. Philadelphia: Lippincott, 2002.
6. Townsend M. Psychiatric mental health nursing, 2nd ed. Philadelphia: F. A. Davis, 1993.
7. Ahuja NA. Short textbook of psychiatry, 5th ed. New Delhi: Jaypee Brothers, 2002.
8. Sreevani R. A guide to psychiatric mental health nursing, 1st ed., Bangalore: Jaypee Brothers, 2005.
9. Lalitha K. Principles of psychiatric mental health nursing, 1st ed. Bangalore: Gajanana Publishers.
10. Otong DA. Psychiatric nursing, biological & behavioural Concepts, 1st ed. Thomson Delmar Learning, 2003.
11. Bhatia MS. A concised textbook on psychiatric nursing - comprehensive theoretical & practical approach, 2nd ed. New Delhi: Ls Publishers & distributors, 1999.
12. Kapoor B. Textbook of psychiatric nursing, vol. 1 & 2 Delhi:Kumar Publishing House, 2001.
13. Raju SM. Introduction to psychiatric nursing, 1st ed. New Delhi:Jaypee Brothers, 2004.

MENTAL HEALTH NURSING PRACTICAL

Placement: Third year

Time: Practical – 365 hours

Areas	Duration (in week)	Objectives	Skills	Assignments	Assessment Methods
Psychiatric OPD	1	Assess patients with mental health problems Observe and assist in therapies Counsel and educate patient and families	<ul style="list-style-type: none"> ○ History taking ○ Perform mental status examination (MSE) ○ Assist in psychometric assessment ○ Perform neurological examination ○ Observe and assist in therapies ○ Teach patient and family members 	<ul style="list-style-type: none"> ○ History taking and mental status examination-2 ○ Health education 1 ○ Observation report of OPD 	<ul style="list-style-type: none"> ○ Assess performance with rating scale ○ Assess each skill with check list ○ Evaluation of health education ○ Assessment of observation report ○ Completion of activity record
Child guidance clinic	1	Assessment of children with various mental health problems Counsel and educate children, families and significant others	<ul style="list-style-type: none"> ○ History taking ○ Assist in psychometric assessment ○ Observe and assist in various therapies ○ Teach family and significant others 	<ul style="list-style-type: none"> ○ Case work -1 ○ Observation report of different therapies -1 	<ul style="list-style-type: none"> ○ Assess performance with rating scale ○ Assess each skill with checklist ○ Evaluation of the observation report
Inpatient ward	6	Assess patients with mental health problems To provide nursing care for patients with various mental health problems Assist in various therapies	<ul style="list-style-type: none"> ○ History taking ○ Perform mental status examination (MSE) ○ Perform Neurological examination ○ Assist in psychometric assessment ○ Record therapeutic communication ○ Administer medications ○ Assist in Electro Convulsive Therapy (ECT) 	<ul style="list-style-type: none"> ○ Give care to 2-3 patients with various mental disorders ○ Case study -1 ○ Care plan -2 ○ Clinical presentation -1 ○ Process recording 2 ○ Maintain drug book 	<ul style="list-style-type: none"> ○ Assess performance with rating scale ○ Assess each skill with checklist ○ Evaluation of the case study ○ Care plan, clinical presentation, process recording



		Counsel and educate patients, families and significant others	<ul style="list-style-type: none"> a Participate in all therapies a Prepare patients for Activities of Daily Living (ADL) a Conduct admission and discharge counseling a Counsel and teach patients and families 		a Completion of activity record
Community psychiatry	1	To identify patients with various mental disorders To motivate patients for early treatment and follow upTo assist in follow up clinic Counsel and educate patient, family and community	<ul style="list-style-type: none"> a Conduct case work a Identify individuals with mental health problems a Assist in mental health camps and clinics a Counsel and teach family members, patients and community 	<ul style="list-style-type: none"> a Case work-1 a Observation report on field visit 	<ul style="list-style-type: none"> a Assess performance with rating scale a Evaluation of case work and observation report a Completion of activity record

MATERNITY NURSING INCLUDING GYNECOLOGICAL NURSING-I

Placement: Third year

Time: Theory: 90 hrs
Practical: 180 hrs

Course Description: This course is designed for students to appreciate the concepts and principles of obstetrical nursing. It helps them to acquire knowledge and develop beginning skills in rendering nursing care to normal and high-risk mothers during antenatal, natal and postnatal periods in the hospital and community settings. It also helps to develop skill in managing normal and high-risk neonates and participate in family welfare programmes.

Unit	Time (Hrs)	Learning Objectives	Content	Teaching learning Activities	Assessment Methods
I	3	Recognize the trends and issues in midwifery and obstetrical nursing	<p>Introduction Of Midwifery And Obstetrical Nursing</p> <p>Introduction to the concepts of midwifery and obstetrical nursing</p> <ul style="list-style-type: none"> • Legal & ethical aspects • Role of nurse in maternity care • Pre conception care and preparing for parenthood • National policy and legislation in relation to maternal health and welfare • Maternal morbidity, mortality and fertility rates • Perinatal morality and morbidity rates 	<p>a Lecture</p> <p>a Discussion</p> <p>a Explain using charts and graphs</p>	<p>a Short answers</p> <p>a Objective type</p>
II	8	Describe the anatomy and physiology of female reproductive system	<p>Review Of Anatomy And Physiology Of Female Reproductive System And Fetal Development</p> <p>a Female pelvis: general description of the bones, joints, ligaments planes of the pelvis, diameters of the true pelvis, important landmarks, variations in pelvic shape</p> <p>a Female organs of reproduction: external genitalia, internal genital organs and their anatomical relations, musculature: blood supply, nerves, lymphatic, pelvic cellular tissue, pelvic peritoneum</p>	<p>a Lecture</p> <p>a Discussion</p> <p>a Review with charts and graphs</p>	<p>a Short answers</p> <p>a Objective type</p>

			<ul style="list-style-type: none"> ○ Pelvic floor ○ Physiology of menstrual cycle ○ Human sexuality ○ Foetal development <ul style="list-style-type: none"> ● Conception ● Review of fertilization, implantation, development of the embryo and placenta at term: functions, abnormalities, fetal sac, amniotic fluid, umbilical cord ● Foetal circulation ● Foetal skull: bones, sutures and measurements ○ Review of genetics 		
III	8	Describe the diagnosis and management of women during antenatal period	<p>Assessment And Management Of Pregnancy (Antenatal)</p> <ul style="list-style-type: none"> ○ Normal pregnancy ○ Physiological changes during pregnancy <ul style="list-style-type: none"> ● Reproductive system ● Cardiovascular system ● Respiratory system ● Gastrointestinal system ● Metabolic changes ● Skeletal changes ● Skin changes ● Endocrine system ● Psychological changes ● Discomforts of pregnancy ○ Diagnosis of pregnancy <ul style="list-style-type: none"> ● Signs and symptoms ● Differential diagnosis ● Confirmatory tests ○ Antenatal care <ul style="list-style-type: none"> ● Objectives of antenatal care ● Assessment: history and physical examination, obstetrical examination, signs of previous childbirth 	<ul style="list-style-type: none"> ○ Lecture cum discussion ○ Demonstration ○ Case discussion ○ Health talk ○ Practice session ○ Counseling session ○ Supervised clinical practice 	<ul style="list-style-type: none"> ○ Short answers ○ Objective type ○ Assessment of skills with checklist ○ Assessment of patient management problems

			<ul style="list-style-type: none"> • Relationship of fetus to uterus and pelvis: lie, attitude, presentation, position • Pervaginal examination ○ Screening and assessment for high risk ○ Risk approach ○ History and physical examination ○ Modalities of diagnosis: invasive and noninvasive, ultrasonics, CTG, NST, CST ○ Antenatal preparation and care <ul style="list-style-type: none"> • Antenatal counseling • Antenatal diet • Antenatal exercises • Substance use • Education for childbirth • Preparation for safe confinement • Prevention from radiation ○ Psychological and cultural aspects of pregnancy <ul style="list-style-type: none"> • Adjustment to pregnancy • Unwed mother • Single parent • Teenage pregnancy • Sexual violence ○ Adoption 		
III	8	Describe the diagnosis and management of women during antenatal period	<p>Assessment And Management Of Pregnancy (Antenatal)</p> <ul style="list-style-type: none"> ○ Normal pregnancy ○ Physiological changes during pregnancy <ul style="list-style-type: none"> • Reproductive system • Cardiovascular system • Respiratory system • Gastrointestinal system • Metabolic changes • Skeletal changes • Skin changes • Endocrine system 	<ul style="list-style-type: none"> ○ Lecture cum discussion ○ Demonstration ○ Case discussion ○ Health talk ○ Practice session ○ Counseling session ○ Supervised clinical practice 	<ul style="list-style-type: none"> ○ Short answers ○ Objective type ○ Assessment of skills with checklist ○ Assessment of patient management problems



			<ul style="list-style-type: none">■ Psychological changes■ Discomforts of pregnancy○ Diagnosis of pregnancy<ul style="list-style-type: none">■ Signs and symptoms■ Differential diagnosis■ Confirmatory tests○ Antenatal care<ul style="list-style-type: none">■ Objectives of antenatal care■ Assessment: history and physical examination, obstetrical examination, signs of previous childbirth■ Relationship of fetus to uterus and pelvis: lie, attitude, presentation, position■ Pervaginal examination○ Screening and assessment for high risk○ Risk approach○ History and physical examination○ Modalities of diagnosis: invasive and noninvasive, ultrasonics, CTG, NST, CST○ Antenatal preparation and care<ul style="list-style-type: none">■ Antenatal counseling■ Antenatal diet■ Antenatal exercises■ Substance use■ Education for childbirth■ Preparation for safe confinement■ Prevention from radiation○ Psychological and cultural aspects of pregnancy<ul style="list-style-type: none">■ Adjustment to pregnancy■ Unwed mother■ Single parent■ Teenage pregnancy■ Sexual violence○ Adoption		
--	--	--	--	--	--

IV	12	<p>Describe the physiology and stages of labour</p> <p>Describe the management of women during intranatal period</p>	<p>Assessment And Management Of Intranatal Period</p> <p>a Physiology and mechanism of labour</p> <p>a Management of labour: 1st stage</p> <ul style="list-style-type: none"> • Signs and symptoms of onset of labour, normal and abnormal • Duration • Preparation for labour: woman, labour room • Assessment and observation of women in labour, partogram, maternal and foetal monitoring • Active management of labour • Pain relief and comfort during labour and birth <p>a Management of labour: 2nd stage</p> <ul style="list-style-type: none"> • Signs and symptoms: normal abnormal • Duration • Conduct of delivery; principles and techniques • Episiotomy • Receiving the newborn: neonatal resuscitation, immediate assessment and care of the newborn, screening for congenital anomalies: identification, bonding, initiate feeding, transportation of neonate <p>a Management of labour: 3rd stage</p> <ul style="list-style-type: none"> • Signs and symptoms: normal and abnormal • Duration • Methods of placental expulsion • Management: principles and techniques • Examination of placenta • Examination of perineum 	<p>a Lecture cum discussion</p> <p>a Demonstration</p> <p>a Case discussion</p> <p>a Health talk</p> <p>a Practice session</p> <p>a Counseling session</p> <p>a Supervised clinical practice</p>	<p>a Short answers</p> <p>a Objective type</p> <p>a Assessment of skills with checklist</p> <p>a Assessment of patient management problems</p>
----	----	--	--	--	--

			<ul style="list-style-type: none"> ○ Management of labour: 4th stage ○ Maintaining records and reports ○ Organization and management of labour room 		
V	5	<p>Describe the physiology of puerperium</p> <p>Describe the management of women during postnatal period</p>	<p>Assessment And Management Of Women During Postnatal Period</p> <ul style="list-style-type: none"> ○ Normal puerperium, physiology and duration ○ Postnatal assessment and management <ul style="list-style-type: none"> ● Promoting physical and emotional well being ● Location management ● Management of minor ailments ● Postnatal exercises ○ Family dynamics after childbirth ○ Family welfare services; methods, counseling ○ Follow up ○ Maintaining records and reports 	<ul style="list-style-type: none"> ○ Lecture cum discussion ○ Demonstration ○ Case discussion ○ Health talk ○ Practice session ○ Supervised clinical practice 	<ul style="list-style-type: none"> ○ Short answers ○ Objective type ○ Assessment of skills with checklist ○ Assessment of patient management problems
VI	6	Describe the assessment and management of normal neonate	<p>Assessment And Management Of Normal Neonates</p> <ul style="list-style-type: none"> ○ Normal neonate <ul style="list-style-type: none"> ● Physiological adaptation ● Initial and daily assessment ● Essential newborn care ○ Breast feeding ○ Immunization ○ Minor disorders and management ○ Levels of neonatal care (Level I, II, III) ○ Maintaining records and reports 	<ul style="list-style-type: none"> ○ Lecture cum discussion ○ Demonstration ○ Practice session ○ Supervised clinical practice 	<ul style="list-style-type: none"> ○ Short answers ○ Objective type ○ Assessment of skills with checklist ○ Assessment of patient management problems
VII	4	Describe the management of postnatal complications	<p>Abnormalities During Postnatal Period</p> <ul style="list-style-type: none"> ○ Assessment and management of women with postnatal complications <ul style="list-style-type: none"> ● Puerperal infections, breast engorgement and 	<ul style="list-style-type: none"> ○ Lecture cum discussion ○ Demonstration ○ Case discussion ○ Practice session ○ Supervised clinical practice 	<ul style="list-style-type: none"> ○ Short answers ○ Objective type ○ Assessment of skills with checklist

			<p>infection, UTI, thromboembolic disorders, postpartum hemorrhage, eclampsia, sub involution</p> <ul style="list-style-type: none"> • Psychologic complications of puerperium and its management • Post partum blues • Postpartum depression • Postpartum psychosis 		<ul style="list-style-type: none"> ○ Assessment of patient management problems
VII	4	Describe the management of postnatal complications	<p>Abnormalities During Postnatal Period</p> <ul style="list-style-type: none"> ○ Assessment and management of women with postnatal complications <ul style="list-style-type: none"> • Puerperal infections, breast engorgement and infection, UTI, thromboembolic disorders, postpartum hemorrhage, eclampsia, sub involution • Psychologic complications of puerperium and its management • Post partum blues • Postpartum depression • Postpartum psychosis 	<ul style="list-style-type: none"> ○ Lecture cum discussion ○ Demonstration ○ Case discussion ○ Practice session ○ Supervised clinical practice 	<ul style="list-style-type: none"> ○ Short answers ○ Objective type ○ Assessment of skills with checklist ○ Assessment of patient management problems
VIII	10	Identify high risk neonates and their nursing management	<p>Assessment And Management Of High Risk Newborn</p> <ul style="list-style-type: none"> ○ Admission of neonates in the neonatal intensive care units protocols ○ Nursing management of <ul style="list-style-type: none"> • Low birth weight babies • Infections • Respiratory problems • Hemolytic disorders • Birth injuries • Congenital malformations • Jaundice • Hypoglycemia • Convulsions 	<ul style="list-style-type: none"> ○ Lecture cum discussion ○ Demonstration ○ Case discussion ○ Health talk ○ Practice session ○ Counseling session ○ Supervised clinical practice 	<ul style="list-style-type: none"> ○ Short answers ○ Objective type ○ Assessment of skills with checklist ○ Assessment of patient management problems



			<ul style="list-style-type: none"> ○ Monitoring of risk neonates ○ Feeding of high risk neonates ○ Organization and management of neonatal intensive care units ○ Infection control in neonatal intensive care units ○ Maintenance of records and reports 		
IX	4	Describe the indication, dosage, side effects and nursing responsibilities in the administration of drugs used for mothers	<p>Pharmacotherapeutics In Obstetrics</p> <ul style="list-style-type: none"> ○ Indications, dosage, action, contraindications and side effects of drugs ○ Effects of drugs on pregnancy, labour and puerperium ○ Nursing responsibility in the administration of drugs in obstetrics <ul style="list-style-type: none"> ● Oxytocins ● Anthypertensives ● Diuretics ● Tocolytic agents ● Anticonvulsants ● Analgesics and anesthetic in obstetrics ● Effects of maternal medication on fetus and neonates 	<ul style="list-style-type: none"> ○ Lecture cum discussion ○ Drug book ○ Drug presentation 	<ul style="list-style-type: none"> ○ Short answers ○ Objective type ○ Assessment of skills with checklist ○ Assessment of patient management problems
X	10	<p>Appreciate the importance of family welfare programe</p> <p>Describe the methods of contraception and role of nurse in family welfare programme</p>	<p>Family Welfare Programme</p> <ul style="list-style-type: none"> ○ Population trends and problems in India ○ Concepts, aims, importance and history of family welfare programme ○ National population: dynamics, policy and education ○ National family welfare programme: RCH, ICDS, MCH, safe motherhood, NRHM ○ Organization and administration: at national, 	<ul style="list-style-type: none"> ○ Lecture cum discussion ○ Demonstration ○ Case discussion ○ Health talk ○ Practice session ○ Counseling session ○ Supervised clinical practice ○ Field visits 	<ul style="list-style-type: none"> ○ Short answers ○ Objective type ○ Assessment of skills with checklist ○ Assessment of patient management problems

			<p>state, district, block and village levels</p> <ul style="list-style-type: none"> ○ Contraception: type, methods, risk and effectiveness <ul style="list-style-type: none"> ● Spacing methods ● Barrier methods, intra uterine, devices, hormonal post conceptional methods, etc ● Terminal methods ● Sterilization ● Emergency contraception ○ Counseling for family welfare ○ Latest research in contraception ○ Maintenance of vital statistics ○ Role of national, international and voluntary organizations ○ Role of nurse in family welfare programme ○ Training/supervision of collaboration with other functionaries in community like ANMs, LHVs, Anganwadi workers, TBAs (Traditional birth attendant – Dai) 		
XI	16	Describe the etiology, patho physiology clinical manifestations, diagnostic measures and nursing management, of patients with disorders of female reproductive system	<p>Nursing Management Of Patients With Disorders Of Female Reproductive System</p> <ul style="list-style-type: none"> ○ Review of anatomy and physiology of the female reproductive system ○ Nursing assessment history and physical assessment ○ Breast self examination ○ Etiology, pathophysiology, clinical manifestations, diagnosis, treatment, modalities and medical & surgical nursing management of disorders 	<ul style="list-style-type: none"> ○ Lecture cum discussion ○ Demonstration ○ Case discussion ○ Health talk ○ Practice session ○ Counseling session ○ Supervised clinical practice ○ Field visits 	<ul style="list-style-type: none"> ○ Short answers ○ Objective type ○ Assessment of skills with checklist ○ Assessment of patient management problems

		<p>Describe concepts of reproductive health and family welfare programme</p>	<p>of female reproductive system</p> <ul style="list-style-type: none"> ○ Sexuality and reproductive health ○ Sexual health assessment ○ Menstrual disorders, dymenorrhea, amenorrhea, premenstrual syndrome ○ Abnormal uterine bleeding menorrhagia, metrorrhagia ○ Pelvic inflammatory disease ○ Ovarian and fallopian tube disorders, infections, cysts tumors ○ Uterine and cervical disorders endometriosis, polyps, fibroids cervical and uterine tumors, uterine displacement, cystocele/ urethrocele/rectocele ○ Vaginal disorders, infection, cysts tumors ○ Diseases of breast, deformities infection, cysts and tumors ○ Menopause and hormonal replacement therapy ○ Infertility and its management ○ Abortion: natural, medical and surgical abortion, MTP Act ○ Toxic shock syndrome ○ Injuries and trauma, sexual violence ○ Special therapies ○ Nursing procedures ○ Drug used in treatment of gynecological disorders ○ National family welfare programme. 		
--	--	--	---	--	--

References

1. Bennet VR, Brown KL. Myles textbook for midwives. 12th ed. London: Churchill Livingstone; 2000.
2. Bobak IM, Jenson MD. Maternity and gynaecologic care. 15th ed. Philadelphia: Mosby; 1993
3. Gabbe SG, Niebyl JR, Simpson JL. Obstetrics- normal and problem pregnancies. 4th ed. Newyork: Churchill livigstone;1986.
4. Fraser DM, Cooper MA. Myles textbook for midwives. 14th ed. London : Churchill Livingstone; 2003.
5. Mudaliar AL, Menon. Clinical obstetrics. 9th ed. Orient Longman Limited: Madras; 1990.
6. Dawn CS. Textbook of obstetrics and neonatology, Calcutta: Dawn Books; 1994
7. Dutta DC. Textbook of obstetrics, 4th ed, Calcutta: New central Book Agency; 2000.
8. Daftary S. Manual of obstetrics, 5th ed.,. New Delhi; Elsevier: 2000.
9. Reeder J, Sharon. Maternity nursing. 18th ed, Lippincott: Newyork; 2000.
10. Pilletteri A. Maternal and child health nursing. 3rd ed. Newyork; Lippicott: 1999.
11. Singh I, Pal JP. Human embryology. 7th ed. Delhi: Macmillian; 2001.
12. Doenges, ME, Moorhouse, MF. Maternal newborn plans of care. 3rd ed, Philadelphia: F.A.Davis Company; 1999
13. Dutta DC. Textbook of gynaecology. Calcutta: New Central Textbook Agency; 2003.
14. Milley, Nerman F, Avery H. Gynaecology and gynaecologic nursing. Philadelphia: W.B Saunders Company.
15. James B, Jane G. Obstetric and gynaecological nursing, 3rd ed, Bailliere Tindall
16. Jmes R, Cambel C. Gynaecological nursing. 4th ed, St. Louis : Mosby Co.

Maternity Nursing including Gynecological Nursing II - Practical

Placement: Third year

Time: Practical: 180 hours (Third year)
: 420 hours (Fourth year)

Course Description: Aim of the clinical experience is to enable the students to acquire knowledge regarding changes taking place during pregnancy, develop skill in assessing, planning, implementing and evaluating comprehensive care given to the mother and child during antenatal, intranatal and postnatal periods with positive attitude.

Areas	Duration (in week)	Objectives	Skills	Assignments	Assessment Methods
Antenatal ward/ clinic/ OPD	4	Perform assessment of pregnant women Provide comprehensive care to pregnant women Counsel mother and family regarding parenthood Perform high risk screening	<ul style="list-style-type: none"> ○ Antenatal examination ○ Antenatal history taking ○ Physical examination ○ Haemoglobin & urine testing for sugar and albumin ○ Immunization of antenatal mothers ○ Assessment of risk status of antenatal mothers through risk assessment ○ Teaching antenatal mother regarding self and newborn care ○ Maintenance of antenatal records 	<ul style="list-style-type: none"> ○ Antenatal assessment -30 ○ Health education ○ High risk assessment ○ Prenatal counseling ○ Antenatal diet plan ○ Case book recordings ○ Care study -1 ○ Clinical presentation -1 ○ Drug file 	<ul style="list-style-type: none"> ○ Verification of findings of antenatal examinations ○ Assessment of clinical performance with rating scale ○ Completion of case book
Labour room/ OT	4	Perform assessment of women in labour Provide care to women in labour Conduct normal deliveries Perform episiotomy and suture it Resuscitate newborns	<ul style="list-style-type: none"> ○ Assessment of woman in labour ○ Monitoring, caring and preparation of woman in labour ○ Conduct normal delivery ○ Newborn assessment and immediate care ○ Resuscitation of newborns ○ Assessment of risk status of newborn ○ Perform episiotomy and suturing ○ Maintenance of labour and birth records ○ Arrange for and assist with caesarean section 	<ul style="list-style-type: none"> ○ Intranatal assessment and care - 20 ○ Conduct normal deliveries - 20 ○ Pervaginal examination - 5 ○ Perform and suture episiotomy - 5 ○ Resuscitate newborn - 5 ○ Assist with cesarean sections - 5 ○ Witness/assist abnormal deliveries - 5 	<ul style="list-style-type: none"> ○ Assessment of clinical performance with rating scale ○ Assessment of skill with checklist ○ Completion of case book

		Assist with caesarean sections, MTP and other surgical procedures	and care for woman & baby during caesarean <ul style="list-style-type: none"> ○ Arrange for and assist with MTP and other surgical procedures 	<ul style="list-style-type: none"> ○ Placental examination ○ Health education ○ Case book recordings ○ Plan physical lay out of labour room ○ Drug file ○ Instrument file 	
Postnatal ward	4	Perform assessment of post natal mother and baby Provide comprehensive care to post natal mother and baby	<ul style="list-style-type: none"> ○ Examination of a postnatal mother and baby ○ Care of postnatal mother and baby ○ Perineal care ○ Assisting with breast feeding and lactation management ○ Teaching postnatal mother: <ul style="list-style-type: none"> ● Mother craft ● Post natal care ● Exercise ● Immunization 	<ul style="list-style-type: none"> ○ Postnatal assessment and care - 20 ○ Newborn assessment and care - 20 ○ Case presentation -1 ○ Case study -1 ○ Health education -1 ○ Case book recordings ○ Postnatal diet plan ○ Drug file 	<ul style="list-style-type: none"> ○ Assessment of clinical performance with rating scale ○ Assessment of skill with checklist ○ Completion of case book ○ Evaluation of case study and presentation and health education
Newborn Nursery	1	Provide nursing care to newborn at risk	<ul style="list-style-type: none"> ○ Feeding at risk neonates <ul style="list-style-type: none"> ● Katori spoon, palada, tube feeding and total parenteral nutrition ○ Thermal management of neonates: Kangaroo mother care, care of baby in incubator ○ Perform admission of neonates to NICU ○ Monitoring and care of high risk neonates ○ Assisting with exchange transfusion ○ Care of baby on ventilator ○ Care of a baby receiving phototherapy ○ Infection control protocols in the nursery ○ Counseling parents of high risk neonates ○ Maintenance of neonatal records 	<ul style="list-style-type: none"> ○ Assessment of risk newborn -2 ○ Clinical discussion - 1 ○ Care study - 1 ○ Drug file ○ Preparation of physical lay out of a NICU 	<ul style="list-style-type: none"> ○ Assessment of clinical performance with rating scale ○ Assessment of skill with checklist ○ Evaluation of assignments



Family welfare clinic	1	Counsel mother and family regarding family welfare services	<ul style="list-style-type: none"> a Insertion of IUCD a Counselling the family about family planning methods a Arrange for and assist with family planning operations a Maintenance of family planning records and reports 	<ul style="list-style-type: none"> a IUCD insertion -5 a Field visit to a major family welfare center a Arrange for and assist with tubectomy, minilap operation and vasectomy -1 a Counseling the couple -2 a Maintenance of records and reports in the family planning unit 	a Assessment of skill with checklist
Gynecology ward	1	Provide care to client with gynecologic disorders	<ul style="list-style-type: none"> a Perform gynecologic assessment a Provide care to clients with gynecological conditions 	<ul style="list-style-type: none"> a Gynecologic assessment and care a Assist in diagnostic and therapeutic procedures a Care study -1 a Clinical presentation -1 	<ul style="list-style-type: none"> a Assessment of clinical performance with rating scale a Assessment of skill with checklist

MATERNITY NURSING INCLUDING GYNECOLOGICAL NURSING-II

Placement: Fourth year

Time: Theory: 30 hours

Practical: 420 hours

Unit	Time (Hrs)	Learning Objectives	Content	Teaching learning Activities	Assessment Methods
I	6	Review normal pregnancy labour and puerperium	Review of Normal Pregnancy, Labour, Puerprrium, Newborn and Family Welfare	<ul style="list-style-type: none"> ○ Revision test ○ Discussions 	<ul style="list-style-type: none"> ○ Short answers ○ Objective type
I	12	Describe the identification and management of women with high risk pregnancy	<p>High Risk Pregnancy: Assessment And Management</p> <ul style="list-style-type: none"> ○ Screening and assessment ultrasonics, CTG, NST, CST, non invasive and invasive, newer modalities of diagnosis ○ High risk approach ○ Levels of care: Primary secondary and tertiary levels ○ Disorders in pregnancy <ul style="list-style-type: none"> ● Hyperemesis gravidarum ● Bleeding in early pregnancy, abortion, ectopic pregnancy, vesicular mole ● Antepartum hemorrhage: placenta praevia, abruptio placenta ○ Uterine abnormality and displacement ○ Disease complicating pregnancy <ul style="list-style-type: none"> ● Medical and surgical conditions ● Infection: reproductive tract infection, sexually transmitted diseases, urinary tract infection, HIV, TORCH ● Gynaecological disorders complicating pregnancy: pregnancy induced hypertension and diabetes, toxemia of pregnancy 	<ul style="list-style-type: none"> ○ Lecture cum discussion ○ Explain using charts ○ Microscopic slides, skeleton & torso ○ Demonstrate cells, types of tissues, ○ Membranes and glands 	<ul style="list-style-type: none"> ○ Short answers ○ Objective type ○ Essay type ○ Assessment of skills with checklist



			<ul style="list-style-type: none"> • Rh, ABO incompatibility • Mental disorders ○ Multiple pregnancy ○ Abnormalities of placenta and cord ○ Intrauterine growth retardation ○ Nursing management of mothers with high risk pregnancy ○ Maintenance of records and reports 		
II	12	Describe management of abnormal labour and obstetrical emergencies	<p>Abnormal Labour: Assessment And Management</p> <ul style="list-style-type: none"> ○ Disorders in labour <ul style="list-style-type: none"> • Cephalo pelvic disproportion and contracted pelvis • Malpositions and malpresentations • Premature labour, PROM, post maturity, IUD • Disorders of uterine action: precipitate labour, prolonged labour • Complications of third stage: PPH, retained placenta, placenta accreta, inversion of uterus • Injuries to birth canal ○ Obstetrical emergencies and their management <ul style="list-style-type: none"> • Cord presentation, prolapse, vasa praevia • Amniotic fluid embolism • Rupture of uterus • Shoulder dystocia • Shock in obstetrics ○ Obstetrical procedures and operations <ul style="list-style-type: none"> • Induction of labour • Forceps, vacuum, version • Manual removal of placenta 	<ul style="list-style-type: none"> ○ Lecture cum discussion ○ Demonstrate ○ Case discussion ○ Practice session ○ Supervised clinical practice 	<ul style="list-style-type: none"> ○ Short answers ○ Objective type ○ Essay type ○ Assessment of skills with checklist ○ Assessment of patient management

			<ul style="list-style-type: none"> • Caesarean section • Destructive operations <p>o Nursing management of women undergoing obstetrical procedures and operations</p>		
--	--	--	---	--	--

References

1. Bennet VR, Brown KL. Myles textbook for midwives.12th ed. London: Churchill Livingstone; 2000.
2. Bobak IM, Jenson MD. Maternity and gynaecologic care. 15th ed. Philadelphia: Mosby; 1993
3. Gabbe SG, Niebyl JR, Simpson JL. Obstetrics- normal and problem pregnancies. 4th ed. Newyork: Churchill livigstone;1986.
4. Fraser DM, Cooper MA. Myles textbook for midwives. 14th ed. London: Churchill Livingstone; 2003.
5. Mudaliar AL, Menon. Clinical obstetrics, 9thed, Orient Longman Limited: Madras;1990.
6. Dawn CS. Textbook of obstetrics and neonatology. Calcutta: Dawn Books; 1994
7. Dutta DC. Textbook of obstetrics. 4th ed. Calcutta:New central Book Agency; 2000.
8. Daftary S. Manual of obstetrics. 5th ed. NewDelhi;Elsevier:2000.
9. Reeder J, Sharon. Maternity nursing. 18th ed. Lippincott: Newyork; 2000.
10. Pilletteri A. Maternal and child health nursing. 3rd ed. Newyork; Lippicott: 1999.
11. Singh I, Pal JP. Human embryology.7th ed, Delhi:Macmillian;2001.
12. Doenges, ME, Moorhouse, MF. Maternal newborn plans of care.3rd ed. Philadelphia: F.A.Davis Company; 1999
13. Dutta DC. Textbook of gynaecology. Calcutta: New Central Text Book Agency; 2003.
14. Milley, Nerman F, Avery H. Gynaecology and gynaecologic nursing. Philadelphia: W.B Saunders Company.
15. James B, Jane G. Obstetric and gynaecological nursing. 3rd ed. Bailliere Tindall
16. James R, Cambel C. Gynaecological nursing. 4th ed. St. Louis :Mosby Co.

COMMUNITY HEALTH NURSING II

Placement: Fourth year

Time: Theory – 90 Hours
Practical – 330 Hours

Course description: This course is designed for students to practice community health nursing for the individual, family and groups at both urban and rural settings by using concept and principles of health and community health nursing

Unit	Time (Hrs)	Learning Objectives	Content	Teaching learning Activities	Assessment Methods
I	4	Define concepts, scope, principles and historical development of community health and community health nursing	<p>Introduction</p> <ul style="list-style-type: none"> ○ Definition, concept, scope, and principles of community health and community health nursing ○ Historical development of <ul style="list-style-type: none"> ● Community health ● Community health nursing <ul style="list-style-type: none"> □ Pre– independence □ Post– independence 	<ul style="list-style-type: none"> ○ Lecture ○ Discussion 	<ul style="list-style-type: none"> ○ Essay type ○ Short answers
II	8	Describe health plans, policies, various health committees and health problems in India	<p>Health Planning And Policies And Problems</p> <ul style="list-style-type: none"> ○ National health planning in India: Five year plans ○ Various committees and commission on health and family welfare <ul style="list-style-type: none"> ● Central council for health and family welfare (CCH & FW) ● National health policies 1983, 2002 ● National population policy ○ Health problems in India ○ Concept of public health 	<ul style="list-style-type: none"> ○ Lecture ○ Discussion ○ Panel discussion 	<ul style="list-style-type: none"> ○ Essay type ○ Short answers
III	15	<p>Describe the system of delivery of community health services in rural and urban areas</p> <p>List the functions of various levels and their staffing pattern</p>	<p>Delivery of Community Health Services</p> <ul style="list-style-type: none"> ○ Planning, budgeting and material management of PHC's SC's and CHC's ○ Rural: organization, staffing and functions of rural health services provided by government at: <ul style="list-style-type: none"> ● Village ● Sub center ● Primary health center ● Community health center/ sub divisional 	<ul style="list-style-type: none"> ○ Lecture ○ Discussion ○ Visits to various health delivery systems ○ Supervised field practice ○ Panel discussion 	<ul style="list-style-type: none"> ○ Essay type ○ Short answers

		<p>Explain the components of health services</p> <p>Describe alternative systems of health promotion and health maintenance</p> <p>Describe the chain of referral system</p>	<ul style="list-style-type: none"> • Hospitals • District • State • Centre ○ Urban: organization, staffing and functions of urban health services provided by government at: <ul style="list-style-type: none"> • Slums • Dispensaries • Maternal and child health centers • Special clinics • Hospitals • Corporation/ municipality/ board ○ Components of health services <ul style="list-style-type: none"> • Environmental sanitation • Health education • Vital statistics • MCH: antenatal, natal, post natal, MTP act, female feticide act, child adoption act • Family welfare • National health programmes • School health services • Occupational health • Defense services • Institutional services ○ Systems of medicine and health care <ul style="list-style-type: none"> • Allopathy • Indian system of medicine and homeopathy • Alternative health care systems like yoga, meditation, social and spiritual healing etc ○ Referral system ○ Public health legislation 		
IV	25	Describe community health nursing approaches and concepts	<p>Community Health Nursing Approaches, Concepts And Roles And Responsibilities Of Nursing Personnel</p> <ul style="list-style-type: none"> ○ Approaches 	<ul style="list-style-type: none"> ○ Lecture ○ Discussion ○ Demonstration ○ Practice session 	<ul style="list-style-type: none"> ○ Essay type ○ Short answers



		Describe the roles and responsibilities of community health nursing personnel	<ul style="list-style-type: none">• Nursing theories and nursing process• Epidemiological approach• Problem solving approach• Evidence based approach• Empowering people to care for themselves○ Concepts of primary health care<ul style="list-style-type: none">• Equitable distribution• Community participation• Focus on prevention• Use of appropriate technology• Multi-sectoral approach○ Roles and responsibility of community health nursing personnel in:<ul style="list-style-type: none">• Family health services• Information Education and Communication (IEC)• Management Information System (MIS)• Maintenance of records and reports• Training and supervision of various categories of health workers• National health programmes• Environmental sanitation• Maternal and child health• Family welfare• Treatment of minor ailments• School health services• Occupational health• Organization of clinics, camps: types, preparation, planning, conduct and evaluation• Waste management in the center, clinics, etc• Disaster management	<ul style="list-style-type: none">○ Supervised field practice○ Participation in camps○ Group project	
--	--	---	--	--	--

			<ul style="list-style-type: none"> ○ Home visit: concept, principles, process, and techniques. ○ Bag technique, home visit ○ Qualities of community health nurse ○ Administrative functions of community health nurse ○ Job description of community health nursing personnel. 		
V	15	Describe and appreciate the activities of community health nurse in assisting individuals and groups to promote and maintain their health	<p>Assisting Individuals And Groups To Promote And Maintain Their Health</p> <ul style="list-style-type: none"> ○ Empowerment for self care of individuals, families and groups in: <ul style="list-style-type: none"> A. Assessment of Self And Family <ul style="list-style-type: none"> ● Monitoring growth and development <ul style="list-style-type: none"> ● Mile stones ● Weight measurement ● Social development ● Temperature and blood pressure monitoring ● Menstrual cycle ● Breast self examination and testicles ● Warning signs of various diseases ● Tests: urine for sugar and albumin, blood sugar. B. Seek Health Services For <ul style="list-style-type: none"> ● Routine health check up ● Immunization ● Counseling <ul style="list-style-type: none"> ● Diagnosis ● Treatment ● Follow up C. Maintenance of Health Records For Self And Family D. Continue Medical Care And Follow Up In Community For Various Diseases And Disabilities E. Carryout Therapeutic Procedures As Prescribed/ Required For Self And Family 	<ul style="list-style-type: none"> ○ Lecture ○ Discussion ○ Demonstration ○ Practice session ○ Supervised field practice ○ Individual/ group/ family community health education 	<ul style="list-style-type: none"> ○ Essay type ○ Short answers

			<p>F. Waste Management</p> <ul style="list-style-type: none"> • Collection and disposal of waste at home and community <p>G. Sensitize and Handle Social Issues Affecting Health and Development for Self and Family</p> <ul style="list-style-type: none"> • Women empowerment • Women and child abuse • Abuse of elders • Female feticide • Commercial sex workers • Food adulteration • Substance abuse <p>H. Utilize Community Resources For Health And Family</p> <ul style="list-style-type: none"> • Trauma services • Old age homes • Orphanage • Homes for physically and mentally challenged individuals • Homes for destitute 		
VI	18	Describe national family welfare programmes and role of nurse	<p>National Health And Family Welfare Programmes And The Role Of A Nurse</p> <ul style="list-style-type: none"> ○ National ARI Control Programme ○ Revised National Tuberculosis Programme ○ National Anti Malaria Programme ○ National Filaria Control Programme ○ National Guinea Worm Eradication Programme ○ National Leprosy Eradication Programme ○ National AIDS Control Programme ○ STD Control Programme ○ National Programme For Control of Blindness ○ Iodine Deficiency Disorder Control Programme ○ Expanded programme on immunization 	<ul style="list-style-type: none"> ○ Lecture ○ Discussion ○ Participation in national health programmes ○ Field visits 	<ul style="list-style-type: none"> ○ Essay type ○ Short answers

		Describe various health schemes in India	<ul style="list-style-type: none"> ○ National family welfare programme: RCH programme, historical development, organization, administration, research, constraints ○ National water supply and sanitation programme ○ Minimum needs programme ○ National diabetics control programme ○ Polio eradication: pulse polio programme ○ National cancer control programme ○ Yaws eradication programme ○ National nutritional anemia prophylaxis programme ○ Twenty point programme ○ ICDS Programme ○ Mid-day meal applied nutrition programme ○ National mental health programme ○ Health schemes <ul style="list-style-type: none"> ● ESI ● CGHS ● Health insurance 		
VII	5	Explain the role and functions of various national and international health agencies	<p>Health Agencies</p> <ul style="list-style-type: none"> ○ International: WHO, UNFPA, UNDP, FAO, UNICEF, DANIDA, USAID, UNESCO, ILO, CARE, World Bank, European commission, International Red Cross Society, Colombo Plan ○ National: Indian Red Cross Society, Indian Council for Child Welfare, Family Planning Association of India, Tuberculosis Association of India, Hind Kusht Nivaran Sangh, Central Social Welfare Board, All India Women's Conference, Blind's Association of India 	<ul style="list-style-type: none"> ○ Lecture ○ Discussion 	<ul style="list-style-type: none"> ○ Essay type ○ Short answers



References

1. Park K. Preventive and social medicine. 19th ed. Jabalpur. Bhanot; 2007
2. Basavanthappa BT. Nursing administration. New Delhi: JAYPEE; 2005
3. Rao KS. An introduction to community health nursing, 3rd ed. Madras: B.I. Publications; 2004
4. Nagpal N. Community health nursing manual. 3rd ed. New Delhi. TNAI publications.
5. Swarnkar K. Community health nursing. 1st ed. Indore. NR Brothers; 2004
6. Stanhope Marcia. Knollmueller .R.N. handbook of public and community health nursing practice. 2nd ed. London: Mosby publicatoion; 2001.
7. Gupta P, Ghai OP. Preventive and social medicine. 2nd ed. New Delhi: CBS; 2007
8. Prabhakara GN. Text book of community health for nurse. 1st ed. Delhi: deepee publication; 2004.
9. Freeman Public Health Nursing Practice
10. Aggarwal JC. Essentials of educational technology: teaching learning. Delhi: Vikas publisher; 1996.

COMMUNITY HEALTH NURSING PRACTICAL II

Placement – Fourth year

Time: Practical – 330 Hours

Areas	Duration in	Objectives	Skills	Assignments	Assessment Method
Community health nursing	1 week for urban and 4 weeks for rural	Identify community profile Identify prevalent communicable and non-communicable diseases Diagnose health needs of individual, families and community Plan, provide and evaluate care Participate in school health programme Participate in national health programmes Organize groups for self help and involve clients in their own health activities Provide family welfare services	<ul style="list-style-type: none"> ○ Community health survey ○ Community diagnosis ○ Family care: home adaptation of common procedures ○ Home visit: bag technique ○ Organize and conduct clinics, antenatal, postnatal, well baby clinic, camp etc ○ Screen, manage and referrals for: <ul style="list-style-type: none"> ● High risk mothers and neonates ● Accidents and emergencies ● Illnesses: physical and mental disabilities ○ Conduct delivery at center/home; episiotomy and suturing ○ Resuscitate new born ○ School^{health} programme ○ Screen, manage and refer children ○ Collaborate with health and allied agencies ○ Train and supervise health workers ○ Provide family welfare services: insertion if IUD ○ Counsel and teach individual, family and community about: HIV, TB, diabetes, hypertension, mental health, adolescents, elderly health, physically and mentally challenged individuals etc	<ul style="list-style-type: none"> ○ Community survey report – 1 ○ Family care study – 1 ○ Project – 1 ○ Health talk – 1 ○ Case book recording ○ Observation visit to subcentre, agency for preventing communicable disease, social welfare agency DPHN office and an occupational health centre 	<ul style="list-style-type: none"> ○ Assess clinical performance with rating scale ○ Evaluation of community survey report, family care study, project and health talk ○ Completion of activity record ○ Completion of case book recording



		<p>Counsel and educate individual, family and community</p> <p>Collect vital health statistics</p> <p>Maintain records and reports</p>	<p><i>a</i> Collect and calculate vital health statistics</p> <p><i>a</i> Document and maintain:</p> <ul style="list-style-type: none"> • Individual, family and administrative records • Write reports: center, disease, national health programme/ projects 	<p><i>a</i> Community survey report – 1</p> <p><i>a</i> Family care study – 1</p> <p><i>a</i> Project – 1</p> <p><i>a</i> Health talk – 1</p> <p><i>a</i> Case book recording</p> <p><i>a</i> Observation visit to subcentre, agency for preventing communicable disease, social welfare agency DPHN office and an occupational health centre</p>	
Urban	4 weeks	Provide comprehensive care to individual, family and community	<i>a</i> Integrated practice and group project-1 each in rural and urban		<p><i>a</i> Asses clinical performance with rating scale</p> <p><i>a</i> Evaluation of project</p>

** During the rural posting students should stay in health centers under the supervision of teachers*

NURSING RESEARCH AND STATISTICS

Placement: Fourth Year

Time: Theory - 45 Hours (30 + 15)
Practical - 90 Hours

Course Description: The course is designed to enable students to develop an understanding of basic concepts of research, research process and statistics. It is further, structured to conduct/participate in need based research studies in various settings and utilize the research findings to provide quality nursing care. The hours for practical will be utilized for conducting individual/group research project.

Unit	Time (Hrs)	Learning Objectives	Content	Teaching learning Activities	Assessment Methods
I	4	Describe the concept of research, terms, need and areas of research in nursing Explain the steps of research process	Research and Research Process <ul style="list-style-type: none"> ○ Introduction and need for nursing research ○ Definition of research and nursing research ○ Research terminologies ○ Historical development of nursing research in India ○ Steps of scientific method ○ Characteristics of good research ○ Steps of research process: overview ○ Ethical considerations 	<ul style="list-style-type: none"> ○ Lecture ○ Discussion ○ Narrate steps of research process followed from examples of published studies 	<ul style="list-style-type: none"> ○ Short answer ○ Objective type
II	3	Identify and state the research problem and objectives	Research Problem/ Question <ul style="list-style-type: none"> ○ Source of research problem ○ Identification of problem area ○ Problem statement ○ Criteria of a good research problem ○ Writing objectives 	<ul style="list-style-type: none"> ○ Lecture ○ Discussion ○ Exercise on writing statement of problem and objectives 	<ul style="list-style-type: none"> ○ Short answer ○ Objective type
III	3	Review related literature	Review of Literature <ul style="list-style-type: none"> ○ Location ○ Sources ○ On line search: CINHAL, COCHRANE ○ Purposes ○ Method of review 	<ul style="list-style-type: none"> ○ Lecture ○ Discussion ○ Exercise on reviewing one research report/ article for a selected research problem ○ Prepare annotated bibliography 	<ul style="list-style-type: none"> ○ Short answer ○ Objective type
IV	4	Describe the research approaches and designs	Research Approaches And Designs <ul style="list-style-type: none"> ○ Qualitative and Quantitative designs 	<ul style="list-style-type: none"> ○ Lecture ○ Discussion ○ Explain types of research 	<ul style="list-style-type: none"> ○ Short answer ○ Objective type



			<ul style="list-style-type: none"> ○ Historical, survey, experimental, non-experimental and quasi-experimental designs 	<p>approaches used from examples of published and unpublished research studies with rationale</p>	
V	8	<p>Explain the sampling process</p> <p>Describe the methods of data collection</p>	<p>Sampling and Data Collection</p> <ul style="list-style-type: none"> ○ Definition: population, sample, sampling, element, sampling criteria ○ Factors influencing sampling process ○ Types of sampling techniques ○ Data: why, what, when, from whom and where to collect. ○ Data collection methods and instruments: <ul style="list-style-type: none"> □ Methods of data collection: questioning, interviewing, observation, record analysis and measurement ○ Types of instruments ○ Validity and reliability of the instrument ○ Pilot study ○ Data collection procedure 	<ul style="list-style-type: none"> ○ Lecture ○ Discussion ○ Reading assignments on examples of data collection tools ○ Preparation of sample data collection tool ○ Conduct group research project 	<ul style="list-style-type: none"> ○ Short answer ○ Objective type
VI	4	Analyze, interpret and summarize the research data	<p>Analysis of Data</p> <ul style="list-style-type: none"> ○ Compilation, tabulation, classification, summarization, presentation, interpretation of data ○ Discussion 	<ul style="list-style-type: none"> ○ Lecture ○ Discussion ○ Preparation of sample tables 	<ul style="list-style-type: none"> ○ Short answer ○ Objective type
VII	15	Explain the use of statistics, scales of measurement and graphical presentation of data	<p>Introduction to Statistics</p> <ul style="list-style-type: none"> ○ Definition, functions and limitations of statistics ○ Scales of measurement ○ Frequency distribution, diagrammatic and graphical presentation of data: raw data, the array, class interval, class limits, and class marks. 	<ul style="list-style-type: none"> ○ Lecture ○ Discussion ○ Practice on graphical presentations ○ Practice on computation of measures of central tendency, variability and correlation 	<ul style="list-style-type: none"> ○ Short answer ○ Objective type

		Describe the measures of central tendency and variability and methods of correlation	<ul style="list-style-type: none"> ○ Histogram, frequency polygons, curves, one dimensional and two dimensional diagrams, normal probability curve. ○ Measures of central tendency and dispersion: arithmetic mean, median and mode; quartiles, deciles and percentiles. ○ The range, the mean deviation and average deviation, the variance, the standard deviation, the coefficient of variation, coefficient of correlation ○ Introduction to 't' test and Chi-square ○ Using computer for data analysis using statistical package 		
VIII	4	Communicate and utilize the research findings	Communication and Utilization Of Research <ul style="list-style-type: none"> ○ Communication of research findings ○ Verbal report ○ Writing research report ○ Writing scientific article/ paper: format, style, foot note, bibliography ○ Critical review of published research ○ Utilization of research findings ○ Evidence based practice 	<ul style="list-style-type: none"> ○ Lecture ○ Discussion ○ Read/presentations of sample published/unpublished research report ○ Writing group research project 	<ul style="list-style-type: none"> ○ Short answer ○ Objective type

METHODS OF EVALUATION

	Weightage (%)
○ Written examination	50
○ Written assignments: individual and groups	15
> Review of literature	
> Annotated bibliography	
> Preparation of sample data collection tool	
○ Critiquing a research report	5
○ Evaluation of the research report (Project)	30

REFERENCES

1. Polit DF, Hungler BP. Nursing research: principles and methods. 6th ed. Philadelphia: Lippincott; 1999.
2. Polit DF, Beck CT. Nursing research: principles and methods. 7th ed. Philadelphia: Lippincott Williams and Wilkins; 2004.
3. Mahajan BK. Methods in biostatistics for medical students and research workers. 6th ed. New Delhi: Jaypee Brothers; 1997.
4. Rao PSSS, Richard J. An introduction to biostatistics: a manual for students in health sciences. 3rd ed. New Delhi: Prentice-Hall; 1999.
5. Kothari CRB. Research methodology: methods and techniques. 2nd ed. New Delhi: New Age International Pvt Ltd; 1990.
6. Wood MJ, Ross-Kerr JC. Basic steps in planning nursing research. 6th ed. Boston: Jones Bartlett Publishers; 2006.
7. Brockopp DY, Hastings-Tolsma MT. Fundamentals of nursing research. 3rd ed. Boston: Jones and Bartett Publishers; 2003.
8. Burns N, Grove SK. Study guide to understanding nursing research. 2nd ed. Philadelphia: WB Saunders; 1999.
9. Sidhu KS. Methodology of research in education. Delhi; Sterling Publishers Pt Ltd; 1984.
10. Parahoo K. Nursing research: principles, process and issues. 2nd ed. New York: Palgrave Macmillan; 2006.
11. Lo Biondo-Wood G, Haber J. Nursing research: methods, critical appraisal and utilization. 5th ed. St: Louis; 2002.
12. Norusis MJ. SPSS professional statistics 6.1. USA: SPSS Incl. 1994.

NURSING RESEARCH-PRACTICAL

Placement: - Fourth year

Allotted Hours: 90 hours

AIM

This course is aimed at familiarizing the students with the methodology of conducting a research, thereby able to conduct a research independently.

BEHAVIOURAL OBJECTIVES

On completion of the course, the students will be able to:

- Identify the problem areas.
- State research problems, objectives and hypotheses.
- Identify the variables.
- Prepare review of literature.
- Prepare sample data collection tools
- Conduct a group research project using the steps of data collection.
- Analyze the data collected using statistical packages
- Prepare a project report and submit for evaluation.
- Critically analyze other research studies conducted in the fields of nursing

METHODS OF TEACHING

- Group discussion
- Group presentations

METHOD OF EVALUATION

- Participation (individual) in group project
- Classroom presentations (various stages of project work)
- Evaluation of project report


Weightage (%)*

20
10
70

*NB: The marks obtained for the research project is added to the internal assessment of theory part of Nursing Research.

References

1. Polit DF, Hungler BP. Nursing research: principles and methods, 6th ed, Philadelphia: Lippincott; 1999.
2. Polit DF, Beck CT. Nursing research: principles and methods, 7th ed, Philadelphia: Lippincott Williams and Wilkins; 2004.
3. Mahajan BK. Methods in biostatistics for medical students and research workers, 6th ed, New Delhi: Jaypee Brothers; 1997.
4. Rao PSSS, Richard J. An introduction to biostatistics: a manual for students in health sciences, 3rd ed. New Delhi: Prentice-Hall; 1999.
5. Kothari CRB. Research methodology: methods and techniques, 2nd ed, New Delhi: New Age International Pvt Ltd; 1990.
6. Wood MJ, Ross-Kerr JC. Basic steps in planning nursing research, 6th ed, Boston: Jones Bartlett Publishers; 2006.

- 
7. Brockopp DY, Hastings-Tolsma MT. Fundamentals of nursing research. 3rd ed, Boston: Jones and Bartett Publishers; 2003.
 8. Burns N, Grove SK. Study guide to understanding nursing research, 2nd ed, Philadelphia: WB Saunders; 1999.
 9. Sidhu KS. Methodology of research in education. Delhi; Sterling Publishers Pt Ltd; 1984.
 10. Parahoo K. Nursing research: principles, process and issues, 2nd ed, New York: Palgrave Macmillan; 2006.
 11. Lo Biondo-Wood G, Haber J. Nursing research: methods, critical appraisal and utilization, 5th ed, St: Louis; 2002.
 12. Norusis MJ. SPSS professional statistics 6.1. USA: SPSS Incl. 1994.

MANAGEMENT OF NURSING SERVICE & EDUCATION

Placement: Fourth year

Time: Theory – 90 hrs (60+30)

Course Description: This course is designed to enable students to acquire understanding of management of clinical and community health nursing services and nursing educational programmes. This is also designed to enable students to acquire understanding of the professional responsibilities, prospects and contribution to the growth of the profession.

Unit	Time (Hrs)		Learning Objective	Content	Teaching Learning Activities	Assessment Methods
	Th.	Pr.				
I	4		Explain the principles and functions of management.	Introduction to Management In Nursing <ul style="list-style-type: none"> ○ Definition, concepts and theories ○ Functions of management ○ Principles of management ○ Role of nurse as a manager 	<ul style="list-style-type: none"> ○ Lecture ○ Discussion ○ Explain using organization chart 	<ul style="list-style-type: none"> ○ Short answers
II	7		Describe the elements and process of management	Management Process <ul style="list-style-type: none"> ○ Planning: mission, philosophy, objectives, operational plan ○ Staffing: philosophy, staffing study, norms, activities, patient classification systems, scheduling ○ Human resource management: recruiting, selecting, deployment, retaining, promoting, super annuation etc ○ Budgeting: concept, principles, types, cost benefit analysis, audit ○ Material management equipment and supplies, procurement, inventory control auditing and maintenance. ○ Directing process (leading) ○ Controlling: Quality management ○ Program evaluation 	<ul style="list-style-type: none"> ○ Lecture cum discussion ○ Simulated Exercises ○ Case studies 	<ul style="list-style-type: none"> ○ Essay Type ○ Short answers

				<ul style="list-style-type: none"> ○ Review technique (PERT), bench marking, activity plan (Gantt Chart) 		
III	10	20	Describe the management of nursing services in the hospital and community	<p>Management of Nursing Services In The Hospital And Community</p> <ul style="list-style-type: none"> ○ Planning: <ul style="list-style-type: none"> ● Hospital and patient care units including ward management ● Emergency and disaster management ○ Human resource management: <ul style="list-style-type: none"> ● Recruiting, selecting, deployment, retaining, promoting, superannuation etc. ● Categories of nursing personnel including job description of all levels ● Patient/population classification systems ● Patients/population assignment and nursing care responsibilities ● Staff development and welfare ● Time management ○ Budgeting: proposal, projecting requirements for staff, equipment and supplies for <ul style="list-style-type: none"> ● Hospital and patient care units ● Emergency and disaster management ○ Directing and leading: delegation participatory management <ul style="list-style-type: none"> ● Assignments, rotations, delegations ● Supervision & guidance ● Implement standards, policies, procedures and practices 	<ul style="list-style-type: none"> ○ Lecture ○ Discussion ○ Demonstration ○ Simulated exercises ○ Case studies ○ Supervised practice in ward, writing indents, preparing duty roaster, ward supervision ○ Assignment on duties and responsibilities of ward sister ○ Writing report 	<ul style="list-style-type: none"> ○ Essay type ○ Short answers ○ Assessment of problem solving exercises ○ Assessment of the assignments ○ Performance evaluation by ward sister with rating scale

			<ul style="list-style-type: none"> • Maintenance of discipline ○ Controlling/evaluation: <ul style="list-style-type: none"> • Nursing rounds/visits, nursing protocols manuals • Factors affecting good ward management • Issues and problems in nursing service administrations • Quality assurance model, documentation. • Nursing Audit • Records and reports • Performance 		
IV	8	Describe the concepts, theories and techniques of organizational behaviour and human relations	<p>Organizational Behaviour And Human Relations</p> <ul style="list-style-type: none"> ○ Concepts and theories of organizational behaviours ○ Review of Channels of communication ○ Leadership styles ○ Review of motivation: concepts and theories ○ Group dynamics ○ Techniques of: <ul style="list-style-type: none"> • Communication • Interpersonal relationships • Human relations • Employee Morale ○ Public relations in context of nursing ○ Relations with professional associations and employee unions and collective bargaining 	<ul style="list-style-type: none"> ○ Lecture discussion ○ Role plays ○ Group games ○ Self assessment ○ Case discussion ○ Practice Session 	<ul style="list-style-type: none"> ○ Essay type ○ Short answers ○ Assessment of problem solving
V	6 10	Participate in planning and organizing in service education program	<p>In service Education</p> <ul style="list-style-type: none"> ○ Nature & scope of in-service education program ○ Organization of in-service education ○ Principles of adult learning 	<ul style="list-style-type: none"> ○ Lecture ○ Discussion ○ Plan & conduct an in service educational session for nursing personnel 	<ul style="list-style-type: none"> ○ Short Answer ○ Objective type ○ Assessment, planning & conduct of the educational session



			<ul style="list-style-type: none"> ○ Planning for in-service education program, techniques, methods & evaluation of staff education program ○ Preparation of report 		
VI	10	Describe management of nursing educational institutions	<p>Management Of Nursing Educational Institutions</p> <ul style="list-style-type: none"> ○ Establishment of Nursing educational institution: INC norms and guidelines. ○ Co-ordination with: <ul style="list-style-type: none"> ● Regulatory bodies ● Accreditation ● Affiliation Structure <ul style="list-style-type: none"> □ Philosophy/objectives □ Organization ● Structure ● Committees <ul style="list-style-type: none"> □ Physical facilities ● College/School ● Hostel <ul style="list-style-type: none"> □ Students ○ Selection ○ Admission ○ Guidance and Counselling ○ Maintaining discipline: faculty and staff <ul style="list-style-type: none"> ● Selection ● Recruitment ● Job description ● Placement ● Performance appraisal ● Development and welfare ○ Budgeting ○ Equipment and supplies: audio visual equipment, laboratory equipment, books, journals etc ○ Curriculum: Planning, implementation and evaluation, ○ Clinical facilities ○ Transport facilities 	<ul style="list-style-type: none"> ○ Lecture ○ Discussion ○ Role plays ○ Counseling session ○ Group exercises 	<ul style="list-style-type: none"> ○ Essay type ○ Short answers

			<ul style="list-style-type: none"> ○ Institutional record and reports ○ Administrative faculty, staff and students ○ Issues and problems in nursing education sector 		
VII	10	<p>Describe the ethical and legal responsibilities of a professional nurse</p> <p>Explain the nursing practice standards</p>	<p>Nursing as a Profession</p> <ul style="list-style-type: none"> ○ Nursing as a profession <ul style="list-style-type: none"> ● Philosophy: nursing practice ● Aims and objectives ● Characteristics of a professional nurse ● Regulatory bodies: INC, SNC acts; constitution, functions ● Current trends and issues in nursing ○ Professional ethics <ul style="list-style-type: none"> ● Code of ethics: INC, ICN ● Code of professional conduct; INC, ICN ○ Practice standards for nursing; INC ○ Consumer Protection Act ○ Legal aspects in nursing <ul style="list-style-type: none"> ● Legal terms related to practice, registration and licensing ● Laws related to nursing practice: breach and penalties ● Malpractice and negligence 	<ul style="list-style-type: none"> ○ Lecture ○ Discussion ○ Case discussion ○ Panel discussion ○ Role plays ○ Critical incidents ○ Visit to INC/ SNRCs 	<ul style="list-style-type: none"> ○ Short answer ○ Assessment of critical incidents
VIII	5	<p>Explain various opportunities for professional advancement</p>	<p>Professional Advancement:</p> <ul style="list-style-type: none"> ○ Continuing education ○ Career opportunities ○ Membership with professional organizations: national and international ○ Participation in research activities ○ Publications: journals, newspapers etc. 	<ul style="list-style-type: none"> ○ Lecture ○ Discussion ○ Review/ presentation of published articles ○ Group work on maintenance of bulletin board 	<ul style="list-style-type: none"> ○ Short Answers



References:

1. Bhatia K, and Bhatia BD, Theory and principles of education, New Delhi Deba publishing house,.
2. Guilbert J J, Educational Hand Book for health personnel, who publication,
3. Sampath K, 3rd revised edition Introduction to Educational Technology, Sterling publishers Pvt Ltd, New Delhi.
4. Tyler, Ralph W, Basic Principles of Curriculum Instruction, The university of Chicago Press, Chicago.
5. Heidgerken, LE 3rd ed, Teaching and learning in Schools of Nursing, JB Lippincott Company, Philadelphia.
6. Basavanthappa.B.T, Nursing Education, Jaypee Publishers.
7. Neeraja.K.P., Text book of Nursing Education., 1st ed, New Delhi; J.P.Brothers Medical Publishers Ltd: 2003
8. Agarwal.J.C., Principles, Methods and Techniques of Teaching, 2nd ed., New-Delhi:Vikas Publishing House Pvt Ltd: 2002
9. Agarwal.J.C., Essentials of Examination System- Evaluation, Tests and Measurement, 1st ed., New Delhi; Vikas Publishing House Pvt Ltd:2001
10. B. Sankara Narayan & B. Sindhu, Learning & Teaching Nursing, Brainfill publications



MANAGEMENT OF NURSING SERVICES & EDUCATION PRACTICAL

Total No of Hrs: 400

AIM

The aim of the practical experience is to develop managerial skills needed for the management of nursing educational institutions and nursing service in the hospital.

BEHAVIORAL OBJECTIVES

The student will be able to:

- Prepare organizational chart of an organization
- Outline the duties and responsibilities of various categories of nursing personnel
- Develop skill in management of ward and special units like CSSD, dietary department, house keeping department, intensive care unit
- Apply the knowledge of staffing and scheduling in preparing duty roster for nursing personnel
- Develop leadership skills
- Develop skill in oral and written communication

SKILLS TO BE DEVELOPED

1. Conceptual skill

- Preparation of organizational chart
- Preparation of job description
- Preparation of work plan
- Plan of assignments for a staff and students
- Preparation of performa for evaluation of staff
- Report of duties and responsibilities of night supervisor

2. Communication skills

- Oral reports
- Preparation of night report
- Preparation of day report
- Maintenance of records

3. Conceptual and technical skills

- Preparation of duty roster
- Indenting and inventory control
- Management of special units like CSSD, dietary department, house keeping and intensive care unit

4. Supervisory and teaching skills

- Supervision of staff
- Supervision of students
- Conduction of nursing rounds, bedside clinics, demonstration
- Night supervision

List of Assignments

I. PREPARATION OF ORGANIZATION CHART OF

1. Government Medical College Hospital
2. Private School of Nursing
3. Private College of Nursing

II. PREPARATION OF

1. Duty roster of staff nurses
2. Proforma for evaluation of staff
 - a) Rating scale
 - b) Check list
3. Work plan
4. Job description of
 - a) Nursing superintendent
 - b) Head nurse
 - c) Staff nurse
 - d) Nursing assistant
 - e) Various categories of teaching faculty
5. Oral reports
6. Day reports
7. Night reports

III. CONDUCT

1. Supervision of staff
2. Supervision of students
3. Nursing rounds
4. Bedside clinics
5. Demonstration

IV. ROLE OF STUDENT ADMINISTRATOR IN

1. Indenting supplies & materials
2. Inventory checking
3. Maintenance of records of /ward

V. Preparation of Budget estimate for the unit/ a specific area