



# 2024-2025 Alaska Trapping Regulations

Effective: July 1, 2024 - June 30, 2025



***Before you start trapping:***

*It is your responsibility to check with the landowner before you trap. Contact the U.S. Bureau of Land Management or the Alaska Department of Natural Resources to find out who owns the land. For information about trapping on Federal public lands, call 1-800-478-1456.*

**NOTICE: THESE REGULATIONS ARE NOT COMPLETE OR QUOTED VERBATIM FROM STATE LAW.**

**GOVERNOR OF ALASKA**

Mike Dunleavy

**COMMISSIONER OF FISH AND GAME**

Doug Vincent-Lang

**DIRECTOR OF WILDLIFE CONSERVATION**

Ryan Scott

**ADF&G BOARD OF GAME MEMBERS**

Stosh Hoffman.....Bethel  
 Al Barrette.....Fairbanks  
 Jake Fletcher.....Talkeetna  
 Ruth Cusack.....Chugiak  
 Dave Lorring.....Fairbanks  
 Jim Baichtal.....Thorne Bay  
 Jake Garner.....Anchorage

For more information regarding trapping regulations, consult your local Division of Wildlife Conservation office:

<b>Office Locations</b>	<b>ADF&amp;G Wildlife Conservation:</b>
Anchorage	(907) 267-2257
Bethel	(907) 543-2839
Cordova	(907) 424-3215
Craig	(907) 826-2561
Delta Junction	(907) 895-4484
Dillingham	(907) 842-2334
Douglas	(907) 465-4265
Fairbanks	(907) 459-7206
Galena	(907) 656-1345
Glennallen	(907) 822-3461
Homer	(907) 235-8191
Ketchikan	(907) 225-2475
King Salmon	(907) 246-3340
Kodiak	(907) 486-1880
Kotzebue	(907) 442-3420
McGrath	(907) 524-3323
Nome	(907) 443-2271
Palmer	(907) 746-6322
Petersburg	(907) 772-3801
Sitka	(907) 747-5449
Soldotna	(907) 262-9368
Tok	(907) 883-2971
Utqiagvik	(907) 852-3464

***On the cover:***

***Jack Dougherty is holding the first marten of the season he helped trap in the Delta Junction area with his dad, Andrew.***

This publication was released by the Alaska Department of Fish and Game and was printed by Assets Printing. (AS 44.99.210).

The State of Alaska is an Affirmative Action/Equal Opportunity Employer. Contact the Division of Wildlife Conservation at (907) 465-4190 for alternative formats of this publication.

Comments or questions regarding this publication may be emailed to [natalie.weber@alaska.gov](mailto:natalie.weber@alaska.gov).

# Table of Contents

Trapping Regulation Changes.....	4	Areas Identified by Board of Game for Active Management of Wolf Populations.....	18
General Information.....	5	Southeast Alaska:	
Reporting Violations.....	6	Units 1-5.....	20
Know Who Owns the Land.....	6	Southcentral Alaska:	
Licenses and Fees.....	7	Units 6-8, 14C and 15.....	25
Resident Licenses and Fees.....	7	Central/Southwest Alaska:	
Nonresident Licenses and Fees...8		Units 9-11, 13, 14A, 14B, 16 and 17.....	30
Where Can I Get a Trapping License?.....	8	Interior/Northeast Alaska:	
How Long Is My Trapping License Valid?.....	9	Units 12, 19-21, 24, 25, 26B, and 26C.....	35
What If I Lose My Trapping License?.....	9	Rabies Information.....	40
Fur Dealer License.....	9	Arctic/Western Alaska:	
Permits.....	10	Units 18, 22, 23, and 26A.....	41
Permit for Taking Furbearers with Game.....	10	Temporary Furbearer Sealing Certificate.....	45
Permit for Exporting Fur.....	10	Code of Ethics.....	48
Permit for Capturing Wild Furbearers for Fur Farming.....	10		
Permit for Controlling Beavers...11			
Discretionary			
Trapping Requirements.....	11		
Trapper Harassment Law.....	11		
Bag Limits.....	12		
Methods and Means.....	12		
Bait for Trapping.....	12		
Methods for Trapping.....	13		
Incidental Catch.....	14		
Use of Furbearers.....	14		
Salvage of Furbearers.....	14		
Marked or Tagged Game.....	14		
Sealing Furbearers.....	15		
Buying and Selling Furbearers...15			
Possession and Transportation.....	16		
Definitions.....	16		

# Trapping Regulation Changes

This is a summary of changes adopted by the Alaska Board of Game for regulatory year 2024-2025. This is not a comprehensive list of all the detailed changes. It is your responsibility to read the Alaska Trapping Regulations carefully for complete information.

## **Muskrat**

- Extended the season in 26A to no closed season.
- Extended and aligned all seasons in Units 19-21, 24, 25, 26B, and 26C.

## **Wolf**

- Extended the season in Unit 18 by one month, to end on April 30.
- Extended the season in Units 24, 25A, 25B, and 25C by one month, to open on Oct 1.

## **Wolverine**

- Aligned season in Unit 20C.

## **Miscellaneous**

- Allowed the use of electronically enhanced night vision and forward looking infrared devices for taking furbearers in Units 12, 19-21, 24, 25, 26B, and 26C.
- Closed a portion of 26A to the use of aircraft for the take of furbearers Aug 15-Oct 15.

## **Attention Trappers:**

*Remember to act responsibly by trapping in ways that minimize conflict between trappers and other users. Failing to do so may jeopardize the future of trapping in Alaska. For more information please see page 6 and the back cover. Best of luck this trapping season!*

# General Information

*Much of the information in the front of this book is presented in “common sense” language to help trappers understand requirements. It is not a legal document and is not quoted verbatim from state law. For further details, contact your local Alaska Department of Fish and Game (ADF&G), Division of Wildlife Conservation representative (phone numbers are listed on page 2).*

For the purposes of this booklet, trapping means the taking of furbearers under authority of a trapping license. As explained later, some individuals may trap furbearers without a license, but if a license is required, then you need to carry it with you when you are trapping.

Most furbearers are taken with either traps (including foothold and killer-style or body-grip traps) or snares, but can also be shot with firearms unless specifically prohibited. General restrictions regarding the use of traps, snares, or firearms are presented in the section titled “Methods and Means”. Restrictions that apply only to a specific species (such as beaver) are included with seasons and bag limits. Areas closed to trapping are found at the beginning of the seasons and bag limits section of each region.

**Furbearers** that may be taken with a trapping license are **beaver, coyote, Arctic fox, red fox, fisher, lynx, marmot (Alaska or hoary marmot and woodchucks), marten, mink, muskrat, river otter, squirrel, weasel, wolf, and wolverine.**

Furbearers that are also classified as **fur animals** are: **beaver, coyote, Arctic fox, red fox, lynx, and squirrel.** Furbearers that are also classified as **big game animals** are: **wolf and wolverine.**

Species that are only classified as a furbearer may only be taken with a trapping license under trapping regulations. For example, if you want to shoot a marmot, then you must have a trapping license because this species is only classified as a furbearer and is only covered under trapping regulations.

Furbearers that are also classified as fur animals or big game animals may be taken either with a trapping license under trapping regulations or with a hunting license under hunting regulations. For example, if you want to shoot a wolf, which is considered a furbearer and a big game animal, and you have a trapping license, then you would follow regulations in this booklet; if you have a hunting license, then you would follow regulations in the Alaska Hunting Regulations for the current regulatory year.

If an Alaska Wildlife Trooper, Alaska State Trooper, police officer or authorized ADF&G employee asks to see your license, locking-tags, harvest tickets, permits, game or any equipment used to take game, you must show any or all of these items.

If you trap near a highway, remember that it is against the law to leave any carcasses or entrails on a highway or the right-of-way. Please deposit these materials out of sight of roads or trails.

Act responsibly as a trapper and conservationist by trapping in ways to minimize conflict between trapping and other users, for example, avoid high recreational use areas.

Avoid situations where you might catch a domestic dog or cat, such as near homes or trails frequently used by hikers, skijorers, dog mushers, or other people.

## Reporting Violations

If you have witnessed a fish or wildlife violation, please call the nearest Alaska Wildlife Troopers office or call the toll free number for the Alaska Fish and Wildlife Safeguard Hotline at 1-800-478-3377.

Regulations are no joke. This is a joke:

What is a squirrel's favorite ballet? *The nutcracker!*

## Know Who Owns the Land Where You Plan to Trap

Although regulations presented in this booklet may show an open season for certain furbearers in a specific game management unit, local regulations, ordinances, or state park rules may prohibit access, trapping, or the use of firearms, or require an access permit. It is your responsibility as a trapper to check with the landowner before you trap. For information on land status, land ownership, and access contact: BLM Public Information Center (Anchorage) at (907) 271-5960 or DNR Public Information Center (Anchorage) (907) 269-8400 or visit DNR's website at <https://mapper.dnr.alaska.gov/>.

# Licenses and Fees

## **Resident Licenses**

Residents who want to trap furbearers in Alaska need a trapping license unless they are:

- an Alaska resident under the age of 18; or
- an Alaska resident age 60 or older with a permanent identification card. This card may be applied for online at <http://hunt.alaska.gov> or at any ADF&G office.
- an Alaska resident with a disabled veterans permanent identification card. This card may be applied for online at <http://hunt.alaska.gov> or at any ADF&G office.

***For the purposes of obtaining a trapping license, “resident” means (AS 16.05.940):***

- a person (including an alien) who is physically present in Alaska with the intent to remain indefinitely and make a home here, has maintained that person's domicile in Alaska for the 12 consecutive months immediately preceding the application for a license, and is not claiming residency or obtaining benefits under a claim of residency in another state, territory, or country; OR
- a member of the military service or U.S. Coast Guard who has been stationed in Alaska for the 12 consecutive months immediately preceding the application for a license; OR
- a dependent of a resident member of the military service or U.S. Coast Guard who has lived in Alaska for the 12 consecutive months immediately preceding the application for a license.

## **Resident License Fees**

Trapping .....	\$ 25.00
Trapping & Hunting.....	\$ 65.00
Low-income Trapping, Hunting & Sport Fishing .....	\$ 5.00
Trapping, Hunting & Sport Fishing .....	\$ 85.00
Fur Dealer (biennial) .....	\$150.00

## **Low-income License**

You can obtain a special resident trapping, hunting, and sport fishing license for \$5 if your family or household income is equal to or less than the most recent poverty guidelines for the state set by the United States Department of Health and Human Services for the year preceding the application. The \$5 license is for hunting, trapping, and sport fishing; it is not a “subsistence” license. Low-income license holders do not need king salmon or a state duck stamp, however, they must still obtain any required harvest tickets, permits, or locking-tags.

## **Nonresident Licenses**

Nonresidents who want to trap furbearers in Alaska need a hunting and trapping license.

**For the purposes of obtaining a trapping license, “nonresident” means:** anyone who is not a resident of Alaska, but is a U.S. citizen (AS 16.05.940).

## **Nonresident License Fees**

Trapping and Hunting.....	\$405.00
Fur Dealer (biennial).....	\$500.00

## **Where Can I Obtain a Trapping License?**

A trapping license can be obtained from any license vendor in the state or online at <http://hunt.alaska.gov>. To get your license you may be asked to show proof of your residency. It is against the law to falsify any required information such as how long you have been a resident of the state. In addition, you may not alter a trapping license once it has been issued to you, nor may you loan or transfer it to someone else. Similarly, you may not use someone else's trapping license.

In addition to a state trapping license, a trapping permit may be required on some federal refuges, parks and monuments, private land, or military land. These permits can be obtained from the landowners.



## **How Long Is My Trapping License Valid?**

The resident trapping license is valid from the date of issue until September 30 of the year following the date of purchase regardless of whether purchased singly or in combination with a hunting or sport fishing license. If you purchase a resident hunting and trapping license on October 1, 2024, the hunting license part of it is only valid through December 31, 2024, but the trapping part is valid through September 30, 2025.

Nonresident trapping licenses are valid from the date of issue through December 31 of the year in which they were purchased.

## **Fur Dealer License**

A fur dealer license allows you to buy, barter, or resell animal skins. You do not need a fur dealer license to sell the raw fur you legally trapped nor do you need a trapping or fur dealer license to buy raw fur for your own use. However, if you want to buy or barter animal skins for the purpose of reselling them, you will need a fur dealer license. Applications for a fur dealer license are available online at [www.adfg.alaska.gov/store](http://www.adfg.alaska.gov/store). For additional information, please contact ADF&G's Licensing Section at (907) 465-2376.

# Permits

In addition to a trapping license, permits may be necessary for taking furbearers under special conditions or for shipping fur out of the state. If you obtain one of the permits listed below, be aware it may have other requirements in addition to what is explained in this book.

## **Permit for Taking Furbearers with Game**

The department may issue a permit to trap furbearers with the use of game furnished by the state. A person using game for bait under this permit shall post a notice at the trap site indicating the permit number.

## **Permit for Exporting Fur**

There are federal licenses and permits needed to ship or transport furs outside of the country. Please check with the U.S. Fish and Wildlife Service (USFWS) if you intend to ship or transport fur out of Alaska to another country such as Canada. If you intend to ship or transport a raw or tanned lynx, river otter, or wolf skin out of the country (for example from Alaska to a fur dealer in Canada) you must obtain a federal wildlife export permit (also called a CITES permit), a federal import/export license, and arrange for inspection of all furs by a federal agent. In Alaska, these FEDERAL permits/licenses can be obtained from the USFWS Import/Export Office in Anchorage (907) 271-6198.

## **Permit for Capturing Wild Furbearers for Fur Farming**

You may obtain a permit from the department to capture and possess, but not export from Alaska, furbearers for fur farming purposes. The department may limit the number, sex, and species of animals as well as the localities where those furbearers may be taken. The purpose of this permit is to allow existing resident fur farmers to improve their genetic stock; it is not intended to allow individuals to start new fur farms from wild stock. The annual permit fee for an Alaska resident to collect wild fur animals for fur farming purposes is the same as the fee for resident trapping.

## **Permit for Controlling Beavers**

If beavers are causing property damage, and the regular trapping season is closed for that area, a permit may be obtained from the department to remove the animals causing the damage. The permit may be issued under the following conditions:

- if the commissioner or his/her designee determines that beavers are creating significant problems (for example, stopping the flow of water through a culvert and flooding a road), and that harvest during the regular trapping season will not stop the problem, or that the problem has to be taken care of before the regular trapping season opens, a permit to take the beavers may be issued;
- the commissioner or his/her designee may limit where, when, and how beavers may be taken and the number of beavers that may be taken;
- beaver taken under a permit in Units 1-11, 13-15, and 17 must be sealed by the department;
- beaver taken under a permit in Units 12, 16, and 18-26 must be reported to the department;
- all beavers taken under a permit are the property of the trapper, unless stated otherwise on the permit.

## Discretionary Trapping Requirements

In special situations designated by the Board of Game, ADF&G may require the trapper to come into a department office to register before trapping in certain areas. In addition to registering, the trapper may be required to demonstrate certain skills, use specific types of traps, or follow other procedures deemed appropriate by the department. Please talk to your local department representative if you are considering trapping in an area designated as having special requirements, such as Gustavus in Unit 1C, and Creamer's Field Migratory Waterfowl Refuge in Fairbanks.

## Trapper Harassment Law

It is against state law to intentionally obstruct or hinder another person's lawful hunting, fishing, trapping or viewing of fish and game (AS 16.05.790). Illegal activities include positioning one's self in a location where human presence may alter the behavior of fish or game another person is pursuing. This includes tampering with traps. It is also illegal to create a sight, sound, smell, or physical stimulus to alter the behavior of fish and game another person is attempting to take.

The law does not prohibit lawful competitive practices among hunters, fishermen, or trappers. Violators of this statute are subject to a fine of up to \$500 and/or up to 30 days in jail.

# Bag Limits

Bag limit means the maximum number of animals of any one species a person may take in the unit or portion of a unit in which the taking occurs. In other words, you may not take a furbearer in a unit or portion of a unit if your catch of that furbearer elsewhere in the state already equals or exceeds the bag limit for that animal in that unit or portion of a unit, except as provided below.

The bag limit specified for a trapping season for a species and the bag limit set for a hunting season for the same species are separate and distinct. For example, you may shoot a bag limit of red foxes under a hunting license and then trap or shoot another bag limit of red foxes in the same unit under a trapping license. The bag limit applies to the period July 1 - June 30 unless another time period is specified in the regulation.

## Methods and Means

### **Bait for Trapping**

You may use the following as bait for trapping furbearers:

- any part of nongame animals (for example agricultural or domestic animals);
- the hide, viscera, head, or bones of game legally taken or provided by the state, after salvage of edible meat;
- game that died of natural causes so long as the game is not moved from the location where it was found. "Natural causes" does not include death caused by a human;
- game furnished by the department provided you have a permit (see page 10);
- the skinned carcass of a bear (except for the edible meat of a black bear taken from January 1 - May 31, or brown bear taken under a subsistence brown bear management permit), furbearer or fur animal;
- parts of legally taken big game animals that are not required to be salvaged as edible meat, if the parts are moved from the kill site;
- small game (except the breast meat of game birds, and the meat of the breast, legs and upper wings of cranes, geese, and swans);
- legally taken unclassified game and deleterious exotic wildlife (see Alaska Hunting Regulations for seasons and bag limits);
- the head, tail, fins, and viscera of fish taken with a sport fishing license;
- any fish that does not have a bag limit, season, or other regulatory methods and means provided for it;
- any commercially caught fish that has been previously sold;
- any fish taken with a subsistence permit.

You may not use protected species for bait, even if you caught them accidentally in a trap set for furbearers. For example, you cannot use gray jays as bait if you caught them accidentally in a trap set for marten.

## **Methods for Trapping**

You may use any method to take furbearers with a trapping license unless it is prohibited below. The following methods and means are illegal for taking furbearers;

### **YOU MAY NOT:**

- shoot from, on, or across a highway;
- use poisons or a substance that temporarily incapacitates wildlife, except with written permission from the Board of Game or with the use of an Electronic Control Device (ECD) Taser-type device that temporarily incapacitates game, except under a permit issued by the department;
- take a wolf or wolverine with a firearm until after 3:00 a.m. following the day in which you have flown in an airplane; however, you may shoot a wolf or wolverine caught in a trap or snare on the same day you have flown;
- use a helicopter to transport you, your trapping equipment, or any furbearer; however, a helicopter may be used during emergency rescue operations in a life-threatening situation;
- use an aircraft, snowmachine, motor-driven boat, or other motorized vehicle for the purpose of driving, herding, or molesting furbearers;
- take furbearers with the use or aid of a machine gun, set gun, or a shotgun larger than 10 gauge;
- take furbearers with the aid of a pit, fire, light (other than sunlight or moonlight), laser sight (excluding rangefinders), electronically-enhanced night vision, any forward looking infrared device, any device that has been airborne, controlled remotely, or communicates wirelessly, and used to spot or locate game with the use of a camera or video device, any camera or other sensory device that can send messages through wireless communication, artificial salt lick, explosives, expanding gas arrow, bomb, smoke, deer urine, elk urine, chemical (excluding scent lures), or a conventional steel trap with an inside jaw spread over 9 inches. Exceptions: Killer-style (body-grip) trap with a jaw spread of less than 13 inches may be used; artificial light may be used for the purpose of taking furbearers Nov 1- Mar 31 in Units 7 and 9-26 during an open season; and electronically-enhanced night vision and forward looking infrared devices may be used for the purpose of taking furbearers in Units 12, 19-21, 24, 25, 26B, and 26C.
- use wireless communication to take a specific animal until after 3:00 a.m. following the day after the use of the device;
- disturb or destroy beaver houses or any furbearer den (except that muskrat pushups or feeding houses may be disturbed in the course of trapping);
- use a dog (except to retrieve dead furbearers);
- use a hook, net or fish trap (except a blackfish or fyke trap);
- wear foot gear with felt soles or other absorbent fibrous material in freshwater streams;
- take furbearers from a motorized land vehicle - you must be off or out of any motorized land vehicle before shooting, see exceptions for taking wolves and wolverines on next page;
- shoot furbearers from a motor-driven boat unless the motor has been shut off and the progress from the motor's power has ceased; see exceptions for taking wolves on next page.

## **Exceptions for Taking Wolves and Wolverines:**

- *a motor-driven boat may be used to position trappers to select individual wolves for harvest in Unit 22;*
- *a snowmachine may be used to approach and pursue wolves and wolverine, but the machine may not come in contact with a live animal;*
- *an ATV may be used to position trappers to select individual wolves for harvest, and wolves may be shot from a stationary ATV in Units 9B, 9C, 9E, 17, 22, and 25C, except on any National Park Service or National Wildlife Refuge lands not approved by the federal agencies.*

NOTE: Illegal methods specific only to certain types of furbearers are described in the species sections.

## **Incidental Catch**

Continuing to take, or attempting to take, furbearers at a site where a caribou, deer or moose has been killed as a result of being caught in a trap or snare is a violation. Any caribou, deer, or moose that dies as a result of being caught in a trap or snare, whether found dead or euthanized, is property of the state. The trapper who set the trap or snare must salvage the edible meat and surrender it to the state. A trapper who takes a caribou, deer, or moose incidentally may not use any part of that animal. If such a take occurs, the trapper must move all active traps and snares at least 300 feet from the site for the remainder of the regulatory year.

## Use of Furbearers

### **Salvage of Furbearers**

If you take a coyote, fisher, fox, lynx, marten, mink, river otter, weasel, wolf, or wolverine, you must salvage the hide. If you take a beaver, ground squirrel, marmot, or muskrat, you must salvage either the hide or the meat.

**Salvage** - to transport the edible meat, heart, liver, kidneys, head, skull or hide, as required by statute or regulation, of a game animal or small game bird to the location where the edible meat, heart, liver, or kidneys will be consumed by humans or processed for human consumption in a manner which saves or prevents the edible meat from waste, and the head, skull or hide will be put to human use.

### **Marked or Tagged Game**

If you take an animal that has been marked or tagged, you must notify the department of when and where you took it. Any tag, collar, tattoo, or other identification must be retained with the hide until someone from the department has examined it. In all cases, this identifying material must be returned to the department.

## Sealing Furbearers

Sealing means having an authorized ADF&G representative place a seal on an animal hide. Trappers must present the unfrozen hide in person. Frozen hides will not be sealed. The sealing officer will ask questions about when, where and how the animal was taken, and may take measurements of the hide.

The seal must remain on the hide until the tanning process has commenced or until the hide has been transported from Alaska; however, you may remove the seal from marten taken in Units 1-5 when the hide is being prepared for shipment.

If you are unable to seal your hide in person, you must complete and sign a Temporary Furbearer Sealing Certificate (available at ADF&G offices or in the back of this book), and then have another person bring your completed form and hide to an ADF&G representative for sealing. Also see Possession and Transportation, page 16.

### Requirements:

- Furbearers taken in Alaska that must be sealed within 30 days after the trapping season has closed include:
  - >> lynx, river otter, wolf\* or wolverine taken anywhere in Alaska
    - \*wolves taken in Unit 2 must be sequentially numbered or marked by the trapper, the trapper must call the ADF&G Ketchikan office at (907) 225-2475 within 7 days of take to report the date and location of take, and all hides must be sealed within 15 days of take (see page 24);**
  - >> beaver taken in Units 1-11, 13-15, and 17;
  - >> fisher taken in Units 1-5;
  - >> marten taken in Units 1-7, and 14-16.
- Any lynx, river otter, wolf or wolverine hides obtained outside of Alaska that are being brought into Alaska must be sealed.

## Buying and Selling Furbearers

Before you buy or sell lynx, river otter, wolf, or wolverine taken anywhere in the state, as well as beaver (taken in Units 1-11, 13-15, and 17), fisher (taken in Units 1-5), and marten (taken in Units 1-7, and 14-16), the hide must be sealed.

You may sell any part of an animal taken under a trapping license. Anyone who purchases a skin, hide, pelt or fur (untanned external covering) for resale, or to produce some other article (such as a coat, hat, mittens, doll, toy or other ornament or object of clothing) for sale, must have a fur dealing license.

# Possession and Transportation

If you are keeping or transporting someone else's raw fur, or parts of furbearers (for example, beaver meat or castors), or someone else is doing this for you, the person possessing the fur or parts of furbearers must be able to provide a signed statement, if requested by a peace officer, describing the names and addresses of who gave and received the fur or parts, when and where the fur or parts were taken, and what fur or parts were transferred.

At no time may you be in possession of fur, or parts of furbearers, nor may you give, receive, or barter these items if you know or should know that they were illegally taken (unless they are being transported directly from the field to be surrendered to an ADF&G representative or Alaska Wildlife Trooper). If you take an animal during a closed season or for which there is no open season, it is the property of the state. Transport it immediately to the nearest ADF&G or Alaska Wildlife Trooper office and surrender it. You will not be cited for illegally possessing the animal.

## Definitions:

**animal** - any species with a backbone;

**ATV (all-terrain vehicle)** - a motorized tracked vehicle, or a vehicle with four or more wheels operated on land weighing less than 1,000 lbs. dry weight, except for snowmachines;

**bag limit** - the maximum number of animals of any one game species a person may take in the unit or portion of a unit in which the taking occurs;

**bait** - any material, excluding scent lures, placed to attract an animal by its sense of smell or taste; "bait" does not include those parts of legally taken animals that are not required to be salvaged as edible meat (if not moved from the kill site);

**fur animal** - beaver, coyote, Arctic fox, red fox, lynx or squirrel that has not been domestically raised; **fur animal** is a classification of animals subject to taking with a hunting license;

**furbearer** - beaver, coyote, Arctic fox, red fox, fisher, lynx, marten, mink, weasel, muskrat, river otter, squirrel, marmot (Alaska or hoary marmot and woodchucks), wolf, or wolverine; **furbearer** is a classification of animals subject to taking with a trapping license;

**fur dealing** - engaging in the business of buying, selling, or trading in animal skins, but does not include the sale of animal skins by a trapper or hunter who has legally taken the animal, or the purchase of animal skins by a person other than a fur dealer, for the person's own use; NOTE: a person may not resell raw fur without a fur dealer's license;



**game** - any species of bird, reptile, and mammal, including a feral domestic animal, found or introduced in the state, except domestic birds and mammals; game may be classified by regulation as big game, small game, furbearers, or other categories.

**highway** - the drivable surface of any constructed road;

**jaw spread** - the distance between the inside of the jaws of a trap measured on a line perpendicular to a line drawn through the jaw pivot points when the trap is in a set position;

**motorized vehicle** - a motor-driven land, water, or air conveyance;

**open season** - the time when game may be taken; each period prescribed as an open season includes the first and last days of the period prescribed;

**peace officer** - police officer of the state or a person authorized by the commissioner of the Department of Fish and Game;

**person** - a natural person and does not include a corporation, company, partnership, firm, association, organization, business trust, or society;

**poison** - any substance which is toxic or poisonous upon contact or ingestion;

**regulatory year** - July 1 through June 30 of the following calendar year;

**sealing** - the placement of an official marker or seal by an authorized representative of ADF&G on an animal hide and/or skull and may include: (A) collecting and recording biological information concerning the conditions under which the animal was taken; (B) measuring the specimen submitted for sealing; and (C) retaining specific portions of the animal for biological information;

**skin, hide, pelt** - are all the same and mean any untanned external covering of any animal's body, but do not include a handicraft or other finished product;

**small game** - all species of grouse, hares, ptarmigan, waterfowl, crane, and snipe;

**snowmachine** - a motor vehicle of 850 pounds or less gross vehicle weight, primarily designed to travel over snow, and supported in part by skis, belts, or tracks; snowmachine and snowmobile mean the same thing;

**transport** - shipping, carrying, importing, exporting, or receiving or delivering for shipment, carriage, or export;

**unclassified game** - all species of game not otherwise classified as big game, fur animal, furbearer, deleterious exotic wildlife, or small game;

**underwater** - the trap or snare must be placed below the waterline and the restraining portion of the trap or snare must be in the water.

**unit** - one of the 26 geographical areas listed under Game Management Units in the codified hunting and trapping regulations and the game unit maps of Alaska shown in the Alaska Hunting Regulations book;

**wireless communication** - electronic communication of any form that is transmitted through the air without requiring any cable or wires between two or more devices;

**year** - calendar year unless another year is specified

# **Areas Identified by Board of Game for Active Management of Wolf Populations**

Wolves and bears are very effective and efficient predators of caribou, deer, moose, and other wildlife. In most of Alaska, humans also rely on the same species for food. In Alaska's Interior, predators kill more than 80 percent of the caribou and moose that die during an average year, while humans kill less than 10 percent. In most of the state, predation holds prey populations at levels far below what could be supported by the habitat in the area. Predation is an important part of the ecosystem, and all ADF&G wolf management programs, including control programs, are designed to sustain wolf populations in the future.

When the Board of Game determines that people need more caribou, deer, and/or moose in a particular area, and restrictions on hunting aren't enough to allow prey populations to increase, predator control programs may be needed. Hunting and trapping alone rarely reduce wolf numbers enough to increase prey numbers or prey harvests.

Wolf control is NOT a form of hunting or trapping. The state authorizes selected applicants to remove wolves using aerial and/or same-day-airborne methods to reduce predation pressure upon depleted moose and caribou populations.

In these areas, wolf numbers will be temporarily reduced, but wolves will not be permanently eliminated from any area. Successful programs will result in increased human harvests of moose, caribou and deer and will allow healthy wolf populations to continue to thrive across the state.

Programs are conducted by selected resident citizen pilot/gunner teams that receive discretionary state permits authorizing same day airborne landing and shooting and/or aerial shooting from aircraft. To obtain one of these permits, an application must be submitted to the department, and authorized pilots and gunners will be notified if selected. Nonresidents cannot participate in the wolf control program. Note that this program is wolf control, not wolf trapping. If you are interested in participating in this program, applications are available in all ADF&G Wildlife Conservation offices. Applications must be mailed to the Anchorage office.

Additional details and exact locations of where wolf control activities are allowed can be found in the wolf control supplement available in all ADF&G offices and online at

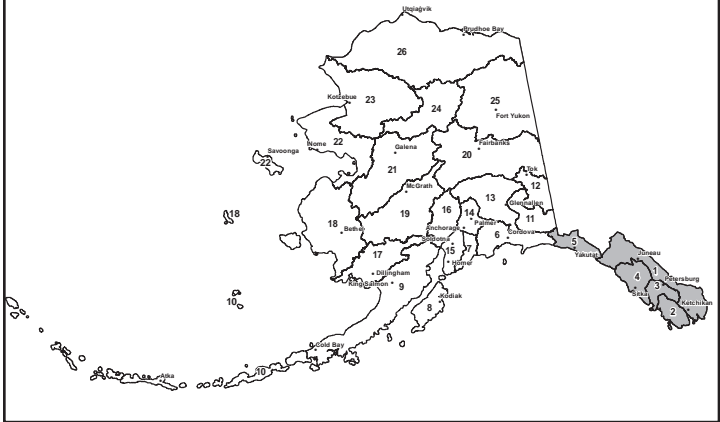
<http://www.adfg.alaska.gov/index.cfm?adfg=intensivemanagement.main>.

The use of snowmachines to position hunters to take wolves is allowed in areas listed on page 14 and in the following wolf predation control areas:

- **Unit 1A:** Gravina Island;
- **Unit 3:** Mitkof Island, Woewodski Island, and the Lindenberg Peninsula on eastern Kupreanof Island;
- **Unit 9E and a portion of 9C:** All nonfederal lands in that portion of Unit 9C south of the Naknek River and all of Unit 9E;
- **Unit 9D:** All drainages of the Alaska Peninsula west of a line from the southernmost head of Port Moller Bay to the head of American Bay;
- **Unit 13:** Units 13A, 13B, 13C, 13D, and that portion of Unit 13E east of the Alaska Railroad;
- **Unit 15A:** All nonfederal lands within Unit 15A;
- **Unit 15C:** All nonfederal lands north of Kachemak Bay, including the Fox River Flats;
- **Unit 16:** Unit 16B mainland and that portion of Unit 16A west of a line beginning at the confluence of the Yentna and Susitna Rivers, then northerly along the western bank of the Susitna River to the confluence with the Deshka River, then northerly to 61° 48.80' N. lat., 150° 12.77' W. long., then east to 62° 48.80' N. lat., 150° 16.67' W. long., then north to the northern end of Trapper Lake at 62° 01.47' N. lat., 150° 16.67' W. long., then west to 62° 01.47' N. lat., 150° 24.06' W. long., then north to 62° 09.65' N. lat., 150° 24.06' W. long., then west to the southwestern end of Amber Lake at 62° 09.65' N. lat., 150° 33.43' W. long., then north to 62° 18.03' N. lat., 150° 33.42' W. long., then west to 62° 18.03' N. lat., 150° 51.04' W. long., then north to 62° 27.97' N. lat., 150° 51.04' W. long., then west to the Denali National Park boundary at 62° 27.97' N. lat., 151° 10.77' W. long.;
- **Units 19A, 19C, and 19E**
- **Unit 19D, East:** Those portions of the Kuskokwim River drainage within Unit 19D upstream from the Selatna River drainage, but excluding the Black River drainage;
- **Units 20A, 20D**
- **Unit 21E:** All nonfederal lands within Unit 21E;
- **Mulchatna:** All nonfederal lands within Units 9B, 17, 18, 19A, and 19B;
- **Upper Yukon-Tanana:** that portion of Unit 12 north of the Alaska Highway, that portion of Unit 20D within the Goodpaster River drainage upstream from and including the South Fork Goodpaster River drainage, and within the Healy River, and Billy and Sand Creek drainages, that portion of Unit 20B within the Salcha River drainage upstream from and including the Goose Creek drainage, and within the Middle Fork of the Chena River drainage, all of Unit 20E, and that portion of Unit 25C within the Birch Creek drainage upstream from the Steese Highway Bridge, and within the area draining into the south and west bank of the Yukon River upstream from the community of Circle. Wolf control activities are not authorized within Yukon-Charley Rivers Preserve.

# SOUTHEAST ALASKA

## UNITS 1-5



### AREAS CLOSED TO TRAPPING

*The following areas are closed to trapping as indicated:*

#### Unit 1C - Juneau area

- A strip within 1/4 mile of the mainland coast between the end of Thane Road and the end of Glacier Highway at Echo Cove;
- A strip within 1/4 mile of the Douglas Island coast along the entire length of the Douglas Highway and a strip within 1/4 mile of the Eaglecrest Road;
- Auke Lake and the area within 1/4 mile of Auke Lake;
- That area of the Mendenhall Valley bounded on the south by the Glacier Highway, on the west by the Mendenhall Loop Road and Montana Creek Road and the spur road (Skater's Cabin Road) to Mendenhall Lake, on the north by Mendenhall Lake, and on the east by the Mendenhall Loop Road and Forest Service Glacier Spur Road to the USFS Mendenhall Glacier Visitor Center;
- Within the USFS Mendenhall Glacier Recreation Area;
- The Mendenhall Wetlands State Game Refuge;

## Unit 1C - Juneau area *continued*:

- A strip within 1/4 mile of the following trails as designated on U.S. Geological Survey maps: Amalga Trail, Auke Nu/John Muir Trail, Dan Moller Trail, Eagle Glacier Trail, Granite Creek Trail, Herbert Glacier Trail, Mt. Roberts Trail, Nelson Water Supply Trail (off of Mt. Roberts Trail), Nugget Creek Trail, Outer Point Trail, Perseverance Trail, Peterson Lake Trail, Point Bishop Trail, Point Bridget Trail, Salmon Creek Trail, Sheep Creek Trail, Spaulding Meadows Trail (including the loop trail), Treadwell Ditch Trail, and the Windfall Lake Trail; *however, traps that are completely submerged, or traps with an inside spread of 5 inches or less which are set at least 5 feet above the ground and snow are allowed if more than 50 yards from the trail.*

## Unit 2 - Prince of Wales Island Area

- Joe Mace Island Marine Park, a small island off Point Baker on Prince of Wales Island.

---

### ***ADDITIONAL RESTRICTIONS***

---

## Unit 1C - Gustavus area (that portion of 1C west of Excursion Inlet, north of Icy Passage)

- Trappers are prohibited from using a snare with a cable diameter of 1/32 inch or larger that is set out of the water except under the terms of a registration permit.
- All traps/snares must be checked within 3 days of setting them and within each 3 days thereafter.

## Unit 5A - Yakutat area

- Trappers are prohibited from using snares or body-gripping traps with a jaw spread greater than 8 inches in the following areas:
  - within 500 yards of permanent residences in Yakutat city limits;
  - 500 yards inland from the mean high tide line between the intersection of Coast Guard Beach Road and the coast, and a point 1/2 mile south of the intersection of Cannon Beach Road and the coast (locally known as "the barge");
  - 150 yards on either side of Cannon Beach Road;
  - 50 yards on either side of the Train Trail.

## BEAVER

- *Beaver must be sealed within 30 days after the close of the season.*
- *You may not disturb or destroy any beaver house or den.*
- *It is against the law to take beaver by any means other than a steel trap, snare, firearm, or bow and arrow.*

AREA	OPEN SEASON	LIMIT
Units 1-5 .....	Nov 10 - May 15.....	No limit

## COYOTE

- *You may shoot a coyote on the same day that you have flown in an airplane if the coyote is either caught in a trap or snare or you are more than 300 feet from the airplane.*

AREA	OPEN SEASON	LIMIT
Units 1-5 .....	Nov 1 - Apr 30.....	No limit

## FISHER

- *Fisher must be sealed within 30 days after the close of the season.*

AREA	OPEN SEASON	LIMIT
Units 1-5 .....	Dec 1 - Feb 15.....	1

## RED FOX (including cross, black, and silver color phases)

- *You may shoot a fox on the same day that you have flown in an airplane if the fox is either caught in a trap or snare or you are more than 300 feet from the airplane.*

AREA	OPEN SEASON	LIMIT
Units 1-4 .....	Dec 1 - Feb 15.....	No limit
Unit 5 .....	Nov 10 - Feb 15.....	No limit

## LYNX

- *Lynx must be sealed within 30 days after the close of the season.*
- *You may shoot a lynx on the same day that you have flown in an airplane if the lynx is either caught in a trap or snare or you are more than 300 feet from the airplane.*

AREA	OPEN SEASON	LIMIT
Units 1-5 .....	Dec 1 - Feb 15.....	No limit

## MARTEN

- *Marten must be sealed within 30 days after the close of the season.*

AREA	OPEN SEASON	LIMIT
Units 1-3, except Kuiu Island.....	Dec 1 - Feb 15.....	No limit
Unit 3, Kuiu Island .....		No open season
Unit 4, Chichagof Island east of Idaho Inlet and north of Trail River and Tenakee Inlet and north of a line from the headwaters of Trail River to the head of Tenakee Inlet. ....	Dec 1 - Dec 31 .....	No limit
Unit 4, Remainder.....	Dec 1 - Feb 15.....	No limit
Unit 5 .....	Nov 10 - Feb 15.....	No limit

## MINK & WEASEL (least and short-tailed)

AREA	OPEN SEASON	LIMIT
Units 1-3 .....	Dec 1 - Feb 15.....	No limit
Unit 4, Chichagof Island east of Idaho Inlet and north of Trail River and Tenakee Inlet and north of a line from the headwaters of Trail River to the head of Tenakee Inlet. ....	Dec 1 - Dec 31 .....	No limit
Unit 4, Remainder.....	Dec 1 - Feb 15.....	No limit
Unit 5 .....	Nov 10 - Feb 15.....	No limit

## MUSKRAT

AREA	OPEN SEASON	LIMIT
Units 1-5 .....	Dec 1 - Feb 15.....	No limit

## RIVER OTTER

- *River otter must be sealed within 30 days after the close of the season.*
- *When trapping river otter in a unit where the mink or marten seasons are closed, you must use either a snare, or a killer-style (body-grip) trap, or a steel trap (foothold) with an inside jaw spread of 5 7/8" or greater.*

AREA	OPEN SEASON	LIMIT
Unit 1-5 .....	Nov 10 - Mar 31.....	No limit

# SQUIRREL & MARMOT

(red, flying, and ground (parka) squirrels; marmots and woodchucks)

AREA	OPEN SEASON	LIMIT
Units 1-5 .....	No closed season.....	No limit

## WOLF\*

- *Wolves (except in Unit 2) must be sealed within 30 days after the close of the season.*
- *Unit 1C, Gustavus: all trappers must register with ADF&G prior to trapping wolves. Additional restrictions listed on pg. 21.*
- *Unit 2: wolves taken in Unit 2 must be sequentially numbered or marked by the trapper, the trapper must call the ADF&G Ketchikan office at (907) 225-2475 within 7 days of take to report the date and location of take, and all hides must be sealed within 15 days of take.*
- *You may not shoot or assist in shooting a wolf until after 3:00 a.m. following the day in which you have flown in an airplane. However, you may shoot a wolf caught in a trap or snare on the same day you have flown.*

AREA	OPEN SEASON	LIMIT
Units 1, 3-5 .....	Nov 1 - Apr 30.....	No limit
Unit 2 .....	Nov 15 - Mar 31.....	No limit

## WOLVERINE\*

- *Wolverine must be sealed within 30 days after the close of the season.*
- *You may not shoot or assist in shooting a wolverine until after 3:00 a.m. following the day in which you have flown in an airplane. However, you may shoot a wolverine caught in a trap or snare on the same day you have flown.*

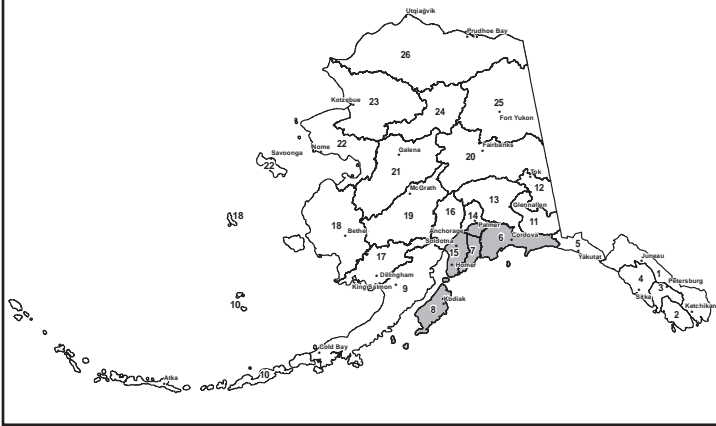
AREA	OPEN SEASON	LIMIT
Units 1-5 .....	Nov 10 - Feb 28.....	No limit

\* *Wolves and wolverine are classified as both big game and as furbearers. The Alaska Hunting Regulations apply if they are taken under a hunting license; the Alaska Trapping Regulations apply if they are taken under a trapping license.*



# SOUTHCENTRAL ALASKA

## UNITS 6-8, 14C, and 15



### AREAS CLOSED TO TRAPPING

The following areas are closed to trapping as indicated:

**Unit 7**, that portion within 50 yards of the Quartz Creek, Crescent Creek, Russian River, North Cooper Creek, and South Cooper Creek campgrounds, trapping is closed; however, trapping is allowed if they are elevated 3 feet above hard ground, or enclosed, or under water, or under ice.

**Unit 14C - Anchorage Area** (*trapping regulations summary handout available at ADF&G, with map of the following areas*).

- The Eagle River Management Area as described in 5 AAC 92.530 (2);
- The Anchorage Management Area as described in 5 AAC 92.530 (3);
- The Eklutna Lake Management Area as described in 5 AAC 92.530 (4);
- The Chugach State Park Management Area as described in 5 AAC 92.530 (5), is closed to the trapping of beaver, river otter, wolverine, and wolf. Special restrictions apply for trapping including the prohibition of the use of killer-style traps with an inside jaw spread of 7 inches or greater for all trapping. Contact Chugach State Park (907) 345-5014;
- The Anchorage Coastal Wildlife Refuge as described in AS 16.20.031;
- The Joint Base Elmendorf-Richardson Management Area (JBER) as described in 5 AAC 92.530 (1) is closed to the take of furbearers except for beaver, muskrat, mink, weasel, marten, river otter, fox, and coyote in areas designated by the commander. Call (907) 552-9453 or (907) 552-8609 for trapping opportunities.

## Unit 15 - Kenai Peninsula Area

- Skilak Loop Wildlife Management Area, consisting of that portion of **Unit 15A** bounded by a line beginning at the easternmost junction of the Sterling Highway and the Skilak Loop Road (milepost 58.0), then due south to the south bank of the Kenai River, then southerly along the south bank of the Kenai River to its confluence with Skilak Lake, then westerly along the north shore of Skilak Lake to Lower Skilak Lake Campground, then northerly along the Lower Skilak Lake Campground Road and the Skilak Loop Road to its westernmost junction with the Sterling Highway, then easterly along the Sterling Highway to the point of beginning;
- Kenai Moose Research Center Closed Area in **Unit 15A**, which consists of the area within the outer boundary fences of the Kenai Moose Research Center, located west and south of Coyote and Vixen Lakes.

**Unit 15C, that portion within 100 yards of the Diamond Creek, Grewingk Glacier, and Grewingk Saddle trails,** trapping is closed; however, trapping is allowed if they are elevated 3 feet above hard ground, or enclosed, or under water, or under ice.

## BEAVER

- *Beaver must be sealed within 30 days after the close of the season.*
- *You may not disturb or destroy any beaver house or den.*
- *It is against the law to take beaver by any means other than a steel trap, **snare, firearm, or bow and arrow.***
  - In Units 7 and 15 from Apr 1 - Apr 30, traps and snares must be underwater.

AREA	OPEN SEASON	LIMIT
Unit 6 .....	Nov 10 - Apr 30.....	No limit
Units 7, Unit 14C, within the drainages of Glacier Creek, Kern Creek, Peterson Creek, the Twentymile River, the drainages of Knik River outside Chugach State Park, Birchwood Management Area, and Joint Base Elmendorf-Richardson (JBER) Management Area, and 15.....	Nov 10 - Apr 30.....	20
Unit 8 .....	Nov 10 - Apr 30.....	30
Unit 14C, Remainder .....		No open season

## COYOTE

- ***You may shoot a coyote on the same day that you have flown in an airplane if the coyote is either caught in a trap or snare or you are more than 300 feet from the airplane.***

AREA	OPEN SEASON	LIMIT
Unit 6, 7, and 15 .....	Nov 10 - Mar 31 .....	No limit
Unit 14C .....	Nov 10 - Feb 28 .....	No limit

## ARCTIC FOX (white and blue color phases)

- ***You may shoot a fox on the same day that you have flown in an airplane if the fox is either caught in a trap or snare or you are more than 300 feet from the airplane.***

AREA	OPEN SEASON	LIMIT
Unit 8 .....	Nov 10 - Mar 31 .....	No limit

## RED FOX (including cross, black, and silver color phases)

- ***You may shoot a fox on the same day that you have flown in an airplane if the fox is either caught in a trap or snare or you are more than 300 feet from the airplane.***
- ***In Unit 15 you may use only a trap or snare to take a fox.***

AREA	OPEN SEASON	LIMIT
Units 6 and 14C (except Chugach State Park) ..	Nov 10 - Feb 28 .....	No limit
Units 7 and 14C (within Chugach State Park), and 15 .....	Nov 10 - Feb 28 .....	1
Unit 8 .....	Nov 10 - Mar 31 .....	No limit

## LYNX

- *Lynx must be sealed within 30 days after the close of the season.*
- **You may shoot a lynx on the same day that you have flown in an airplane if the lynx is either caught in a trap or snare or you are more than 300 feet from the airplane.**
- *Seasons for Units 7, 14C, and 15 may be closed by emergency order. Seasons will be reviewed and possibly modified annually.*

AREA	OPEN SEASON	LIMIT
Units 6, 14C.....	Nov 10 - Feb 28.....	No limit
Units 7 and 15.....	Jan 1 - Feb 15.....	No limit

## MARTEN

- *Marten taken in Units 6, 7, 14C, and 15 must be sealed within 30 days after the close of the season.*

AREA	OPEN SEASON	LIMIT
Units 7, 8, and 15 .....	Nov 10 - Jan 31.....	No limit
Unit 14C.....	Nov 10 - Dec 31.....	No limit
Unit 6 .....	Nov 10 - Feb 28.....	No limit

## MINK & WEASEL (least and short-tailed)

AREA	OPEN SEASON	LIMIT
Units 7, 8, 14C, and 15.....	Nov 10 - Jan 31.....	No limit
Unit 6 .....	Nov 10 - Feb 28.....	No limit

## MUSKRAT

AREA	OPEN SEASON	LIMIT
Units 6 and 8 .....	Nov 10 - Jun 10.....	No limit
Units 7, 14C, and 15.....	Nov 10 - May 15.....	No limit

## RIVER OTTER

- *River otter must be sealed within 30 days after the close of the season.*
- *When trapping river otter in a unit where the mink or marten seasons are closed, you must use either a snare, or a killer-style (body-grip) trap, or a steel trap (foothold) with an inside jaw spread of 5 7/8" or greater.*

AREA	OPEN SEASON	LIMIT
Unit 6 .....	Nov 10 - Mar 31 .....	No limit
Units 7, 14C, and 15 .....	Nov 10 - Feb 28 .....	No limit
Unit 8 .....	Nov 10 - Jan 31 .....	No limit

## SQUIRREL & MARMOT

(red, flying, and ground (parka) squirrels; marmots and woodchucks)

AREA	OPEN SEASON	LIMIT
Units 6, 7, 8, 14C, and 15 .....	No closed season .....	No limit

## WOLF\*

- *Wolves must be sealed within 30 days after the close of the season.*
- *You may not shoot or assist in shooting a wolf until after 3:00 a.m. following the day in which you have flown in an airplane. However, you may shoot a wolf caught in a trap or snare on the same day you have flown.*

AREA	OPEN SEASON	LIMIT
Unit 6, 7 and 15 .....	Nov 10 - Mar 31 .....	No limit
Unit 14C .....	Nov 10 - Feb 28 .....	No limit

## WOLVERINE\*

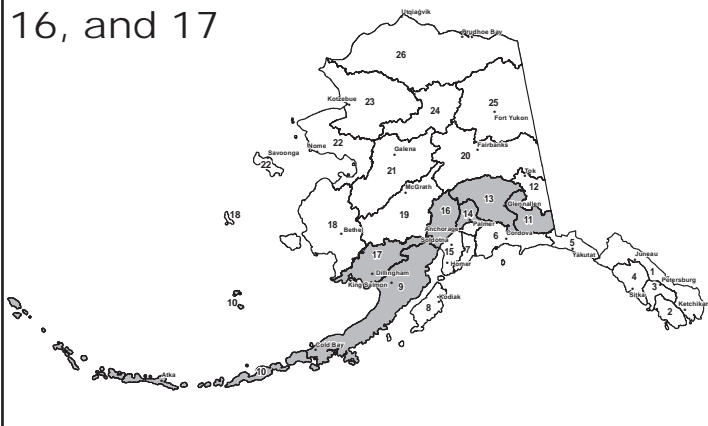
- *Wolverine must be sealed within 30 days after the close of the season.*
- *You may not shoot or assist in shooting a wolverine until after 3:00 a.m. following the day in which you have flown in an airplane. However, you may shoot a wolverine caught in a trap or snare on the same day you have flown.*

AREA	OPEN SEASON	LIMIT
Units 6, 7, and 15 .....	Nov 10 - Feb 28 .....	No limit
Unit 14C .....	Nov 10 - Jan 31 .....	2

\* *Wolves and wolverine are classified as both big game and as furbearers. The Alaska Hunting Regulations apply if they are taken under a hunting license; the Alaska Trapping Regulations apply if they are taken under a trapping license.*

# CENTRAL/SOUTHWEST ALASKA

UNITS 9-11, 13, 14A, 14B,  
16, and 17



## ***AREAS CLOSED TO TRAPPING***

The following areas are closed to trapping as indicated:

### **Unit 9 - Alaska Peninsula Area**

- The McNeil River State Game Sanctuary and contiguous tidelands are closed to trapping.

### **Unit 17 - Walrus Islands Area**

- All islands within the Walrus Islands State Game Sanctuary as described in AS 16.20.092.

## ***ADDITIONAL RESTRICTIONS***

**Unit 14A - Palmer -Wasilla Management Area**, furbearers and fur animals taken under a trapping license may only be taken by trapping, snaring, muzzleloader, shotgun, air rifle, falconry, or bow and arrow.

## BEAVER

- *Beaver taken in Units 9, 11, 13, 14A, 14B, and 17 must be sealed within 30 days after the close of the season.*
- *You may not disturb or destroy any beaver house or den.*
- *It is against the law to take beaver by any means other than a steel trap, snare, firearm, or bow and arrow.*
  - *In Units 11, 13, and 16 from Sept 25 - Nov 9, traps and snares must be underwater.*

AREA	OPEN SEASON	LIMIT
Units 9 and 17 .....	Oct 10 - May 31*	No limit
	*During April 15-May 31, the bag limit for beaver taken by firearm is 2 per day	
Units 11, 13, and 16.....	Sept 25 - May 31.....	No limit
Units 14A and 14B.....	Nov 10 - May 15.....	No limit

## COYOTE

- *You may shoot a coyote on the same day that you have flown in an airplane if the coyote is either caught in a trap or snare or you are more than 300 feet from the airplane.*

AREA	OPEN SEASON	LIMIT
Units 9-11, 13, 14A, 14B, 16, and 17.....	Nov 10 - Mar 31.....	No limit

## ARCTIC FOX (white and blue color phases)

- *You may shoot a fox on the same day that you have flown in an airplane if the fox is either caught in a trap or snare or you are more than 300 feet from the airplane.*

AREA	OPEN SEASON	LIMIT
Units 9 and 10 .....	Nov 10 - Feb 28.....	No limit
Unit 17 .....	Nov 10 - Mar 31.....	No limit

## RED FOX (including cross, black, and silver color phases)

- *You may shoot a fox on the same day that you have flown in an airplane if the fox is either caught in a trap or snare or you are more than 300 feet from the airplane.*

AREA	OPEN SEASON	LIMIT
Units 9-11, 13, 14A, 14B, and 16.....	Nov 10 - Feb 28 .....	No limit
Unit 17 .....	Nov 10 - Mar 31.....	No limit

## LYNX

- *Lynx must be sealed within 30 days after the close of the season.*
- *You may shoot a lynx on the same day that you have flown in an airplane if the lynx is either caught in a trap or snare or you are more than 300 feet from the airplane.*
- *Seasons for Units 11, 13, 14A, 14B, and 16 may be closed by emergency order. Seasons will be reviewed and possibly modified annually.*

AREA	OPEN SEASON	LIMIT
Units 9A, 9C, 9D, 9E, 11, 13, 14A, 14B, and 16 .....	Nov 10 - Feb 28.....	No limit
Units 9B and 17 .....	Nov 10 - Mar 31.....	No limit

## MARTEN

- *Marten taken in Units 14A, 14B and 16 must be sealed within 30 days after the close of the season.*

AREA	OPEN SEASON	LIMIT
Units 14A, 14B and 16.....	Nov 10 - Jan 31 .....	No limit
Units 9, 11, 13, and 17.....	Nov 10 - Feb 28.....	No limit



## MINK & WEASEL (least and short-tailed)

AREA	OPEN SEASON	LIMIT
Units 14A, 14B, and 16.....	Nov 10 - Jan 31 .....	No limit
Units 9-11, 13, and 17 .....	Nov 10 - Feb 28.....	No limit

## MUSKRAT

AREA	OPEN SEASON	LIMIT
Units 9-11, and 16 .....	Nov 10 - Jun 10 .....	No limit
Units 14A and 14B.....	Nov 10 - May 15 .....	No limit
Unit 13 .....	Sept 25 - Jun 10 .....	No limit
Unit 17 .....	Nov 10 - May 31 .....	No limit

## RIVER OTTER

- *River otter must be sealed within 30 days after the close of the season.*
- *When trapping river otter in a unit where the mink or marten seasons are closed, you must use either a snare, or a killer-style (body-grip) trap, or a steel trap (foothold) with an inside jaw spread of 5 7/8" or greater.*

AREA	OPEN SEASON	LIMIT
Units 9-11, 13, 14A, 14B, 16, and 17.....	Nov 10 - Mar 31.....	No limit

## SQUIRREL & MARMOT

(red, flying, and ground (parka) squirrels; marmots and woodchucks)

AREA	OPEN SEASON	LIMIT
Units 9-11, 13, 14A, 14B, 16, and 17.....	No closed season.....	No limit

## WOLF\*

- *Wolves must be sealed within 30 days after the close of the season.*
- *You may not shoot or assist in shooting a wolf until after 3:00 a.m. following the day in which you have flown in an airplane. However, you may shoot a wolf caught in a trap or snare on the same day you have flown.*
- *It is against the law to trap a wolf in Units 9, 10, 13, 14B, 16 and 17 in October or April and in Units 9, 10, 13, and 16 from Nov 1-Nov 9, with a steel trap or with a snare smaller than 3/32 inch in diameter.*
- *In Units 9B, 9C, 9E, and 17, ATVs may be used to position trappers to select individual wolves for harvest during trapping seasons, and the animals must be shot from a stationary ATV. Use of ATVs is not allowed on National Park Service or National Wildlife Refuge lands that have not been approved by the agencies.*

AREA	OPEN SEASON	LIMIT
Units 9 and 10 .....	Oct 1 - Apr 30 .....	No limit
Units 11 and 14A .....	Nov 10 - Mar 31 .....	No limit
Units 13 and 16 .....	Oct 15 - Apr 30 .....	No limit
Units 14B and 17 .....	Nov 10 - Apr 30.....	No limit

## WOLVERINE\*

- *Wolverine must be sealed within 30 days after the close of the season.*
- *You may not shoot or assist in shooting a wolverine until after 3:00 a.m. following the day in which you have flown in an airplane. However, you may shoot a wolverine caught in a trap or snare on the day you have flown.*

AREA	OPEN SEASON	LIMIT
Units 9A, 9C, 9D, 9E, 11, and 16B .....	Nov 10 - Feb 28.....	No limit
Unit 10.....		No open season
Unit 13 .....	Nov 10 - Feb 15.....	No limit
Unit 14A.....	Dec 15 - Jan 31 .....	2
Units 14B and 16A.....	Nov 10 - Jan 31 .....	2
Units 9B and 17 .....	Nov 10 - Mar 31 .....	No limit

\* *Wolves and wolverines are classified as both big game and as furbearers. The Alaska Hunting Regulations apply if they are taken under a hunting license; the Alaska Trapping Regulations apply if they are taken under a trapping license.*



## BEAVER

- *You may not disturb or destroy any beaver house or den.*
- *It is against the law to take beaver by any means other than a steel trap, snare, firearm, or bow and arrow.*

*- In Units 20D and the remainder of 20B from Sept 25 - Oct 31 and from Apr 16 - May 31, traps and snares must be underwater.*

AREA	OPEN SEASON	LIMIT
Units 12, 20A, 20C, 20E, and 20F .....	Sept 15 - Jun 10 .....	No limit
Units 19, 21, 24, and 25 .....	Sept 1 - Jun 10 .....	No limit
Units 20D and remainder of 20B .....	Sept 25 - May 31 .....	No limit
Unit 20B, that portion of the Chena River downstream from its confluence with the Little Chena River and Creamer's Field Migratory Waterfowl Refuge .....		No open season <i>However, the department may set seasons and bag limits by permit only to reduce problems caused by high beaver populations.</i>
Unit 26B and 26C .....		No open season

## COYOTE

- *It is against the law to trap a coyote in Units 12 and 20E during April or October with a steel trap or with a snare smaller than 3/32 inch in diameter.*
- *You may shoot a coyote on the same day that you have flown in an airplane if the coyote is either caught in a trap or snare or you are more than 300 feet from the airplane.*

AREA	OPEN SEASON	LIMIT
Units 12 and 20E .....	Oct 15 - Apr 30 .....	No limit
Units 19, 20 (except 20E), 21, 24, and 25 .....	Nov 1 - Mar 31 .....	No limit
Units 26B and 26C .....	Nov 1 - Apr 15 .....	No limit

## ARCTIC FOX (white and blue color phases)

- ***You may shoot a fox on the same day that you have flown in an airplane if the fox is either caught in a trap or snare or you are more than 300 feet from the airplane.***

AREA	OPEN SEASON	LIMIT
Units 24 and 25 .....	Nov 1 - Feb 28.....	No limit
Units 26B and 26C .....	Nov 1 - Apr 15 .....	No limit

## RED FOX (including cross, black, and silver color phases)

- ***You may shoot a fox on the same day that you have flown in an airplane if the fox is either caught in a trap or snare or you are more than 300 feet from the airplane.***

AREA	OPEN SEASON	LIMIT
Units 12 and 20E .....	Nov 1 - Mar 15.....	No limit
Units 20 (except 20E) 21, 24, and 25 .....	Nov 1 - Feb 28.....	No limit
Unit 19 .....	Nov 1 - Mar 31.....	No limit
Units 26B and 26C .....	Nov 1 - Apr 15 .....	No limit

## LYNX

- ***Lynx must be sealed within 30 days after the close of the season.***
- ***You may shoot a lynx on the same day that you have flown in an airplane if the lynx is either caught in a trap or snare or you are more than 300 feet from the airplane.***

AREA	OPEN SEASON	LIMIT
Units 12, 19A, 19B, 19E, 20, 21B, 21C, 21D, 21E and 25.....	Nov 1 - Mar 15 .....	No limit
Units 19C, 19D, and 21A.....	Nov 1 - Mar 31.....	No limit
Unit 24 .....	Nov 1 - Feb 28.....	No limit
Units 26B and 26C .....	Nov 1 - Apr 15 .....	No limit

## MARTEN

AREA	OPEN SEASON	LIMIT
Units 12, 19-21, 24, and 25 .....	Nov 1 - Feb 28.....	No limit
Units 26B and 26C .....	Nov 1 - Apr 15 .....	No limit

## MINK & WEASEL (least and short-tailed)

AREA	OPEN SEASON	LIMIT
Units 12, 19-21, 24, and 25 .....	Nov 1 - Feb 28.....	No limit
Units 26B and 26C .....	Nov 1 - Apr 15 .....	No limit

## MUSKRAT

AREA	OPEN SEASON	LIMIT
Units 19-21, 24, 25, 26B, and 26C .....	Sept 15 - Jun 10 .....	No limit
Unit 12 .....	Sept 20 - Jun 10 .....	No limit

## RIVER OTTER

- *River otter must be sealed within 30 days after the close of the season.*
- *You may not take river otter with a steel trap having an inside jaw spread of less than 5 7/8" during any closed mink and marten season in the same game management unit.*

AREA	OPEN SEASON	LIMIT
Units 12, 19-21, 24, 25, 26B, and 26C .....	Nov 1 - Apr 15 .....	No limit

## SQUIRREL & MARMOT

(red, flying, and ground (parka) squirrels; marmots and woodchucks)

AREA	OPEN SEASON	LIMIT
Units 12, 19-21, 24, 25, 26B, and 26C .....	No closed season.....	No limit

## WOLF\*

- *Wolves must be sealed within 30 days after the close of the season.*
- *It is against the law to trap a wolf with a steel trap or with a snare smaller than 3/32 inch in diameter in Units 12, 19D, 20D, 20E, 21A, 24, and 25 during April or October, or in Units 19A, 19B, 19C, 19E, 20A, 20B, 20C, 20F, 21B, 21C, 21D, and 21E, during April.*
- *You may not shoot or assist in shooting a wolf until after 3:00 a.m. following the day in which you have flown in an airplane. However, you may shoot a wolf caught in a trap or snare on the same day you have flown.*
- *Unit 25C: an ATV may be used to position trappers to take wolves during trapping seasons, the animals must be shot from a stationary ATV. Use of ATVs is not allowed on National Park Service or National Wildlife Refuge lands that have not been approved by the agencies.*

AREA	OPEN SEASON	LIMIT
Units 19D, 21A, 24, and 25 .....	Oct 1 - Apr 30 .....	No limit
Units 19A, 19B, 19C, 19E 20A, 20B, 20C, 20F, 21B, 21C, 21D, 21E, 26B, and 26C.....	Nov 1 - Apr 30 .....	No limit
Units 12, 20D, and 20E .....	Oct 15 - Apr 30 .....	No limit

## WOLVERINE\*

- *Wolverine must be sealed within 30 days after the close of the season.*
- *You may not shoot or assist in shooting a wolverine until after 3:00 a.m. following the day in which you have flown in an airplane. However, you may shoot a wolverine caught in a trap or snare on the day you have flown.*

AREA	OPEN SEASON	LIMIT
Units 12 and 20E .....	Nov 1 - Mar 15.....	No limit
Units 19, 20C, 21, 24, 25A, 25B, and 25D .....	Nov 1 - Mar 31.....	No limit
Units 20A, 20B, 20D, 20F, and 25C.....	Nov 1 - Feb 28.....	No limit
Units 26B and 26C .....	Nov 1 - Apr 15 .....	No limit

\* *Wolves and wolverine are classified as both big game and as furbearers. The Alaska Hunting Regulations apply if they are taken under a hunting license; the Alaska Trapping Regulations apply if they are taken under a trapping license.*

# Rabies Information

Department of Health, Division of Public Health

In Alaska, rabies is enzootic (meaning always present at a low level in animals) in Arctic and red foxes along the north and west coasts of Alaska. There have also been cases in other furbearers including wolves, lynx, coyotes, river otters and wolverine.

## Unusual animal behaviors typical of rabies includes any of the following:

- Lack of fear of humans
- Staggering, tremors, or uncoordinated movements
- Nipping or biting at themselves or objects, chasing vehicles, hit by vehicle
- Acting seemingly unaware or blind, lethargic, or reluctant to move

## Trappers and hunters should always:

- wear gloves when skinning animals
- wash any wounds thoroughly with soap and water
- avoid cutting into the brain and spinal cord and salivary glands
- wash knives with soap and water immediately after severing the head
- dispose of carcasses of trapped animals in the area they are taken (to prevent introduction of disease in other parts of Alaska), burn or put in a sanitary landfill that will be covered immediately

## Public Health Concerns

If you are bitten by a carnivore or exposed to brain, spinal cord, or saliva into a cut/wound, it is critical that you follow these steps:

- Wash the wound vigorously with soap and water immediately
- Seek medical attention and ask your provider to contact the Section of Epidemiology (SOE) for assistance in assessing treatment and animal submission: 907-269-8000 8AM–4:30PM Mon-Fri; 1-800-478-0084 other times.
- In most cases, rabies post-exposure prophylaxis is needed if the animal tests positive for rabies OR if the animal cannot be located for testing

## Submitting Animals

If directed by the SOE to submit an animal to the Alaska State Virology Laboratory (ASVL) for rabies testing: Obtain the Rabies submission instructions, forms, and shipping labels at <http://health.alaska.gov/dph/Labs/Pages/publications/default.aspx> to expedite directly to the ASVL in Fairbanks, phone 907-371-1000.

When a wild animal not involved in a human exposure shows signs of rabies, is killed showing the typical signs above, or is found freshly dead of unknown cause, please contact ADFG Wildlife Health and Disease Surveillance Program at [dfg.dwc.vet@alaska.gov](mailto:dfg.dwc.vet@alaska.gov) or call 907-328-8354 about submitting for rabies and distemper testing.

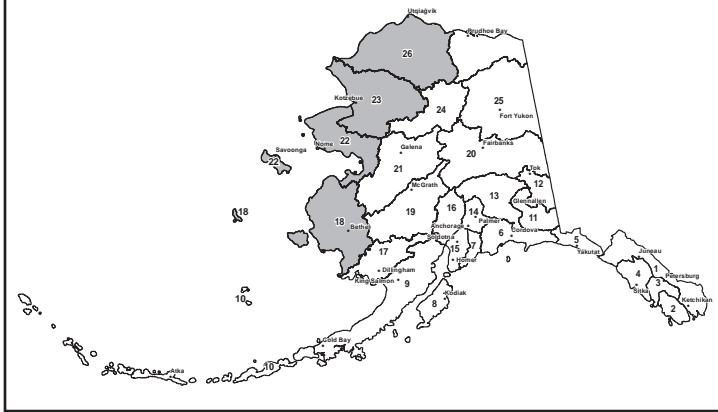


More information is available on rabies is available at: <https://health.alaska.gov/dph/Epi/id/Pages/rabies/default.aspx> and [www.adfg.alaska.gov](http://www.adfg.alaska.gov) or at ADF&G offices from the brochure "Rabies: Facts about rabies and trapping".



# ARCTIC/WESTERN ALASKA

## UNITS 18, 22, 23, and 26A



### **ADDITIONAL RESTRICTIONS**

Unit 18, taking game under provisions of either a hunting or trapping license using a shotgun or using loose shot in a muzzleloading firearm is **ONLY ALLOWED** using nontoxic shot size T (.20" diameter) or smaller, and hunters may not be in immediate possession of lead shot. Lead shot size T (.20" diameter) or smaller is prohibited.

Unit 26A, that portion bounded on the west by the east bank of the Killik River beginning at its intersection with the game management boundary between Units 24 and 26(A), then north along the Killik River to its confluence with the Colville River, then bounded on the north by the south bank of the Colville River, east along the Colville River to its confluence with the Anaktuvuk River, then bounded on the east by the west bank of the Anaktuvuk River, south along the Anaktuvuk River to the game management boundary between Units 24 and 26(A), then west along the game management boundary between Units 24 and 26(A) to the point of origin; the area is closed to the use of aircraft for trapping furbearers, including the transportation of furbearers, their trapping gear, or parts of furbearers from August 15 through October 15; this provision does not apply to the transportation of trappers, their trapping gear, or parts of furbearers by aircraft between publicly owned airports.

## BEAVER

- *You may not disturb or destroy any beaver house or den.*
- *It is against the law to take beaver by any means other than a steel trap, snare, firearm, or bow and arrow.*
- *In Unit 22 from June 11 - Sept 15, taking beaver by any means other than a firearm is prohibited.*

AREA	OPEN SEASON	LIMIT
Units 18, 22, and 23 .....	No closed season .....	No limit
Unit 26A.....	No open season	

## COYOTE

- *You may shoot a coyote on the same day that you have flown in an airplane if the coyote is either caught in a trap or snare or you are more than 300 feet from the airplane.*

AREA	OPEN SEASON	LIMIT
Unit 18.....	Nov 10 - Mar 31.....	No limit
Units 22, 23, and 26A.....	Nov 1 - Apr 15.....	No limit

## ARCTIC FOX (white and blue color phases)

- *You may shoot a fox on the same day that you have flown in an airplane if the fox is either caught in a trap or snare or you are more than 300 feet from the airplane.*

AREA	OPEN SEASON	LIMIT
Unit 18.....	Nov 10 - Mar 31.....	No limit
Units 22, 23, and 26A.....	Nov 1 - Apr 15.....	No limit

## RED FOX (including cross, black, and silver color phases)

- *You may shoot a fox on the same day that you have flown in an airplane if the fox is either caught in a trap or snare or you are more than 300 feet from the airplane.*

AREA	OPEN SEASON	LIMIT
Unit 18.....	Nov 10 - Mar 31.....	No limit
Units 22, 23, and 26A.....	Nov 1 - Apr 15.....	No limit

## LYNX

- *Lynx must be sealed within 30 days after the close of the season.*
- *You may shoot a lynx on the same day that you have flown in an airplane if the lynx is either caught in a trap or snare or you are more than 300 feet from the airplane.*

AREA	OPEN SEASON	LIMIT
Unit 18.....	Nov 10 - Mar 31.....	No limit
Units 22, 23, and 26A.....	Nov 1 - Apr 15.....	No limit

## MARTEN

AREA	OPEN SEASON	LIMIT
Unit 18.....	Nov 10 - Mar 31.....	No limit
Units 22, 23, and 26A.....	Nov 1 - Apr 15.....	No limit

## MINK & WEASEL (least and short-tailed)

AREA	OPEN SEASON	LIMIT
Unit 18.....	Nov 10 - Mar 31.....	No limit
Units 22, 23, and 26A.....	Nov 1 - Apr 15.....	No limit

## MUSKRAT

- *In Unit 23 from June 11 - Oct 31, taking muskrat by any means other than a firearm is prohibited.*

AREA	OPEN SEASON	LIMIT
Units 18, 23 and 26A.....	No closed season.....	No limit
Units 22.....	Nov 1 - Jun 10.....	No limit

## RIVER OTTER

- *River otter must be sealed within 30 days after the close of the season.*
- *When trapping river otter in a unit where the mink or marten seasons are closed, you must use either a snare, or a killer-style (body-grip) trap, or a steel trap (foothold) with an inside jaw spread of 5 7/8" or greater.*

AREA	OPEN SEASON	LIMIT
Unit 18.....	Nov 10 - Mar 31.....	No limit
Units 22, 23, and 26A.....	Nov 1 - Apr 15.....	No limit

## SQUIRREL & MARMOT

(red, flying, and ground (parka) squirrels; marmots and woodchucks)

AREA	OPEN SEASON	LIMIT
Units 18, 22, 23, and 26A.....	No closed season.....	No limit

## WOLF\*

- *Wolves must be sealed within 30 days after the close of the season.*
- *You may not shoot or assist in shooting a wolf until after 3:00 a.m. following the day in which you have flown in an airplane. However, you may shoot a wolf caught in a trap or snare on the same day you have flown.*
- *Unit 22: an ATV may be used to position trappers to take wolves during trapping seasons, the animals must be shot from a stationary ATV.*

AREA	OPEN SEASON	LIMIT
Unit 18.....	Nov 10 - Apr 30.....	No limit
Units 22, 23, and 26A.....	Nov 1 - Apr 30.....	No limit

## WOLVERINE\*

- *Wolverine must be sealed within 30 days after the close of the season.*
- *You may not shoot or assist in shooting a wolverine until after 3:00 a.m. following the day in which you have flown in an airplane. However, you may shoot a wolverine caught in a trap or snare on the same day you have flown.*

AREA	OPEN SEASON	LIMIT
Unit 18.....	Nov 10 - Mar 31.....	No limit
Units 22, 23, and 26A.....	Nov 1 - Apr 15.....	No limit

\* *Wolves and wolverine are classified as both big game and as furbearers. The Alaska Hunting Regulations apply if they are taken under a hunting license; the Alaska Trapping Regulations apply if they are taken under a trapping license.*

# Temporary Furbearer Sealing Certificate

This certificate must be used to mail fur to a fursealer (Alaskan furbuyer or ADF&G). Record only fur that requires sealing.

**Instructions for Trappers/Hunters:** If a trapper/hunter cannot accompany their furs in person to be sealed, they must fill out and sign this form, and it must accompany the furs to the place of sealing. Group furs by species, area, take, transportation, and pack size (if applicable). Fill out all the spaces, including signature and date. Mark furs so that the sealer can associate them with a line on this certificate.

---

Name \_\_\_\_\_ Hunt/Trap License Number \_\_\_\_\_

Mailing Address \_\_\_\_\_ License Type  HUNTING  TRAPPING  COMBINED

\_\_\_\_\_  AK RESIDENT  NON-RESIDENT

\_\_\_\_\_ Driver's License State \_\_\_\_\_ No. \_\_\_\_\_

## Method of Take

1. Ground shooting
2. Trapping
3. Snaring
4. Other (Specify)

## Method of Transportation on trapline

1. Airplane
2. Horse/Dog
3. Boat
4. 4 wheeler
5. Snowmachine
6. Off-road vehicle
7. Highway vehicle
8. Skis/snowshoe/foot

Falsification of information on this form is punishable under AS 11.56.210(a). I certify that the information provided herein is accurate and true to the best of my knowledge.

Trapper/Hunter Signature \_\_\_\_\_

Date \_\_\_\_\_

(Form continued on reverse)

Group No.	No. of Pelts	Species	GMU/ Subunit	Drainage/ Specific Area	Taken MM/YY	Method of Take/ Trans	# in pack (Wolf)
1							
2							
3							
4							
5							
6							
7							
8							
9							
10							

Protect Alaska's  
Valuable Resources

# REPORT FISH & WILDLIFE VIOLATIONS

(800) 478-3377



Take Aim on Violations  
Alaska Fish & Wildlife Safeguard

See page 6 for more information on reporting violations.

*Code of Ethics*  
***A Trapper's Responsibility***

- 1. Respect the other trapper's "grounds" — particularly brushed, maintained traplines with a history of use.**
- 2. Check traps regularly.**
- 3. Promote trapping methods that will reduce the possibility of catching nontarget animals.**
- 4. Obtain landowner's permission before trapping on private property.**
- 5. Know and use proper releasing and killing methods.**
- 6. Develop set location methods to prevent losses.**
- 7. Trap in the most humane way possible.**
- 8. Dispose of animal carcasses properly.**
- 9. Concentrate trapping in areas where animals are overabundant for the supporting habitat.**
- 10. Promptly report the presence of diseased animals to wildlife authorities.**
- 11. Assist landowners who are having problems with predators and other furbearers that have become a nuisance.**
- 12. Support and help train new trappers in trapping ethics, methods and means, conservation, fur handling, and marketing.**
- 13. Obey all trapping regulations, and support strict enforcement by reporting violations.**
- 14. Support and promote sound furbearer management.**

The Code of Ethics is reprinted from the Alaska Trappers Manual.  
The manual was created in a joint effort by the Alaska Trappers Association and the Alaska Department of Fish and Game.