

POTOMAC RIVER GENERATING STATION

ENVIRONMENTAL POLICY COMMISSION

APRIL 18, 2022



 **Hilco**TM
Redevelopment Partners

 WIRE GILL

Gensler

OJB

 BURO HAPPOLD

**Thornton
Tomasetti**

 christopher
consultants

 CLARK
CONSTRUCTION

GOROVE SLADE
Transportation Planners and Engineers

 SP SUSTAINABLE
BUILDING PARTNERS

 WALKER
CONSULTANTS

 Michael Blades & Associates
Elevator and Escalator Consulting

 LERCH BATES

AGENDA

1. PROJECT OVERVIEW

2. SUSTAINABILITY FRAMEWORK & PRINCIPLES

3. SUSTAINABILITY APPROACH

4. CARBON NEUTRALITY

5. NEXT STEPS

SCHEDULE & PROCESS

STEPS FORWARD

PAST MEETING TOPICS

- INTRODUCTIONS
- OVERVIEW OF OTNSAP
- SITE TOURS
- SITE CONCEPTS, OPPORTUNITIES & URBAN DESIGN
- SITE TOURS
- OPEN SPACE PLANNING
- LAND USE, BUILDING HEIGHTS & AFFORDABLE HOUSING
- ENVIRONMENTAL & SUSTAINABILITY
- TRANSPORTATION

COMMUNITY MEETING #1
INTRODUCTIONS
FEBRUARY 11, 2021

COMMUNITY MEETING #2
OVERVIEW OF OTNSAP
APRIL 29, 2021

COMMUNITY MEETING #3
SITE TOURS
JUNE 4-5, 2021

COMMUNITY MEETING #4
SITE CONCEPTS, OPPORTUNITIES & URBAN DESIGN
SEPTEMBER 29, 2021

COMMUNITY MEETING #5
SITE TOURS
NOVEMBER 13, 2021

COMMUNITY MEETING #6
OPEN SPACE PLANNING
NOVEMBER 29, 2021

COMMUNITY MEETING #7
LAND USE, BUILDING HEIGHTS & AFFORDABLE HOUSING | JANUARY 27

COMMUNITY MEETING #8
ENVIRONMENTAL & SUSTAINABILITY
FEBRUARY 24, 2022

COMMUNITY MEETING #9
TRANSPORTATION
MARCH 31, 2022

- PRE-FILING COORDINATION WITH CITY STAFF
- STUDY IDENTIFICATION
- SITE AND UTILITY SURVEYS
- VRP ENROLLMENT

FIRST SUBMISSION
JULY 30, 2021

SITE CHARACTERIZATION WORK PLAN TO VDEQ
SEPTEMBER 2021

SITE CHARACTERIZATION FIELD WORK
OCTOBER - NOVEMBER 2021

SECOND SUBMISSION
2021 Q4

COMPLETENESS SUBMISSION
FEBRUARY 28, 2022

COMMUNITY MEETING #10
CDD WRAP-UP MEETING
MAY 12, 2022

SITE TOURS
JUNE 10 & 11, 2022

REZONING AND CDD CONCEPT PLAN REVIEW
JUNE 23 & JULY 5, 2022

PLANNING PROCESS
PHASE 1: REZONING & CDD CONCEPT PLAN

COMMUNITY ENGAGEMENT + OUTREACH

- February 11 – Community Meeting #1
- April 28 – National Park Service Kickoff Meeting
- April 29 – Community Meeting #2
- June 4 & 5 – Public Site Tours/ Community Meeting #3
- June 29 – National Park Service Meeting
- July 30 – CDD-1 Submission
- September 9 – National Park Service Meeting
- September 29 – Community Meeting #4
- September 30 – Taste of Old Town/ NOTICe Tours
- October 21 – National Park Service Meeting
- October 29 – Marina Towers Property Visit
- November 08 – NOTICe Meeting
- November 08 – Affordable Housing Kickoff Meeting
- November 10 – National Park Service Meeting
- November 13 – Community Site Tour/ Community Meeting #5

- November 15 – Marina Towers Board Meeting
- November 18 – National Park Service Meeting
- November 29 – Community Meeting #6
- December 8 – CDD-2 Submission
- January 13 – National Park Service Meeting
- January 20 – Parks & Recreation Meeting
- January 27 – Community Meeting #7
- February 1 – Planning Commission Work Session
- February 22 – City Council Work Session
- February 24 – Community Meeting #8
- February 28 – Completeness Submission
- March 9 – UDAC Meeting
- March 14 – NOTICe Meeting
- March 15 – Old Town North Alliance Board
- March 16 - Transportation Commission Meeting
- March 17 - National Park Service Meeting

- March 21– Old Town North Community Partnership Meeting
- March 23 - Alexandria House Board Meeting
- March 29– Marina Towers Resident Meeting
- March 31– Community Meeting #9
- April 4 - Watergate Townhouses Board Meeting
- April 18 – EPC (Environmental Policy Commission) *
- April 19- Waterfront Commission *
- May 11– UDAC Meeting*
- May 11– AHAAC (Alexandria Housing Affordability Advisory Commission) *
- May 12 – Community Meeting #10 *
- June 10 & 11 - Site Tours *
- June 23 & July 5 – Planning Commission and City Council Public Hearings *

Key

* Future Engagements (in italics)

CDD Submissions (in blue)

Engagements in the next month

PUBLIC BENEFITS + MITIGATION

Environmental

- Abatement, deconstruction, and remediation **\$60 million**
- Reduced carbon footprint and sustainably designed buildings TBD

Public Realm

- Extension of the Old Town North Arts & Cultural District
- On-site arts uses (*use of bonus density*)
- Provision of 5+ acres of on-site public open space
- Improvements to 5+ acres of on-site and 8.4 acres of off-site (NPS & NS land) public open space **\$30-35 million**
- Below grade parking **\$150 million**

Affordable Housing

- Voluntary Affordable Housing Contribution **\$7.5-11.4 million**
- Potential on-site affordable units TBD
(*use of bonus density and Public-Private Partnership*)

Transportation

- Creation of new roadway network TBD
- Off-site improvements **\$4.75 million**

Economic

- 1,140 construction-related jobs (*over 10 years*)
- 2,905 permanent jobs
- Taxes during construction **\$25.5 million**
- Annual taxes upon completion **\$34 million**

* All numbers are early estimates



PROJECT VISION

Primary Design Drivers

1 **INTEGRATE THE SITE INTO OLD TOWN NORTH**
CREATE A MIXED-USE, PEOPLE-CENTRIC ENVIRONMENT THOUGHTFULLY CONNECTED TO OTN

2 **CONNECT PEOPLE TO THE WATERFRONT**
EXPAND EQUITABLE ACCESS TO ALEXANDRIA'S WATERFRONT

3 **PROVIDE MEANINGFUL AND VARIED OPEN SPACE**
CREATE PLACES FOR A VARIETY OF ACTIVITIES SEAMLESSLY CONNECTED TO NEIGHBORING PARKS



ARTIST'S IMPRESSION OF FUTURE POTENTIAL DEVELOPMENT AND SURROUNDING AREAS. ANY CHANGES TO VEGETATION ON ADJACENT PROPERTY SHOWN FOR REFERENCE ONLY.

1 INTEGRATE THE SITE

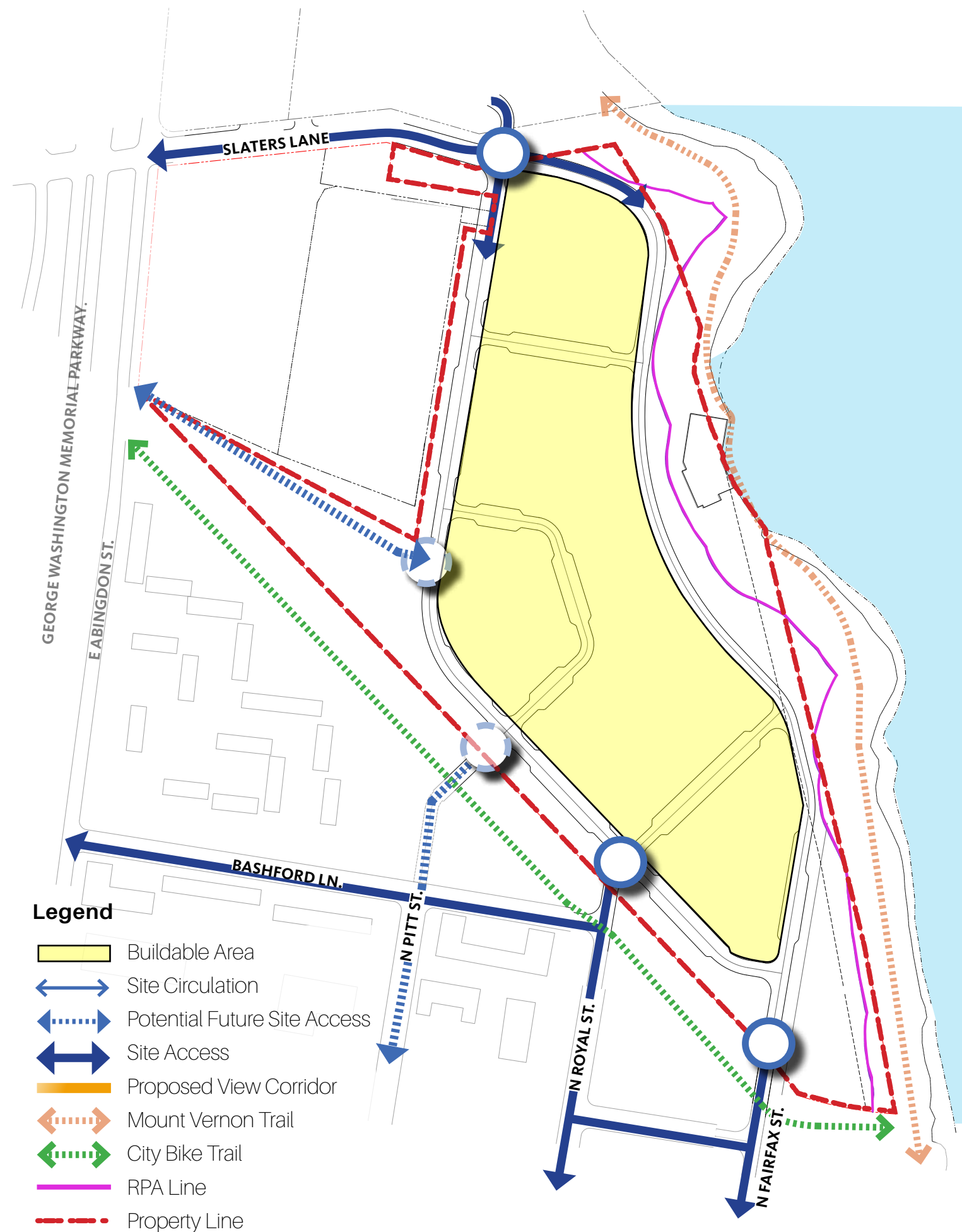
Site Access: Roadway Connections

Site Access

- Three site access points are proposed.
- North Royal and North Fairfax Street connections are planned at the southern side of the site. These will require an easement over the Norfolk Southern property or other arrangements with NSP.
- One connection off of Slaters Lane is proposed at the north side of the site.
- These connections are consistent with the Old Town North Small Area Plan.

Future Access

- Two additional potential future connections may be possible. These will require cooperation with abutting property owners.
- To the west, a connection to the GW Parkway via East Abingdon Street may be possible.
- An additional southern connection at North Pitt Street may be possible.



2 CONNECT PEOPLE TO THE WATERFRONT

Optimize Waterfront Views and Access

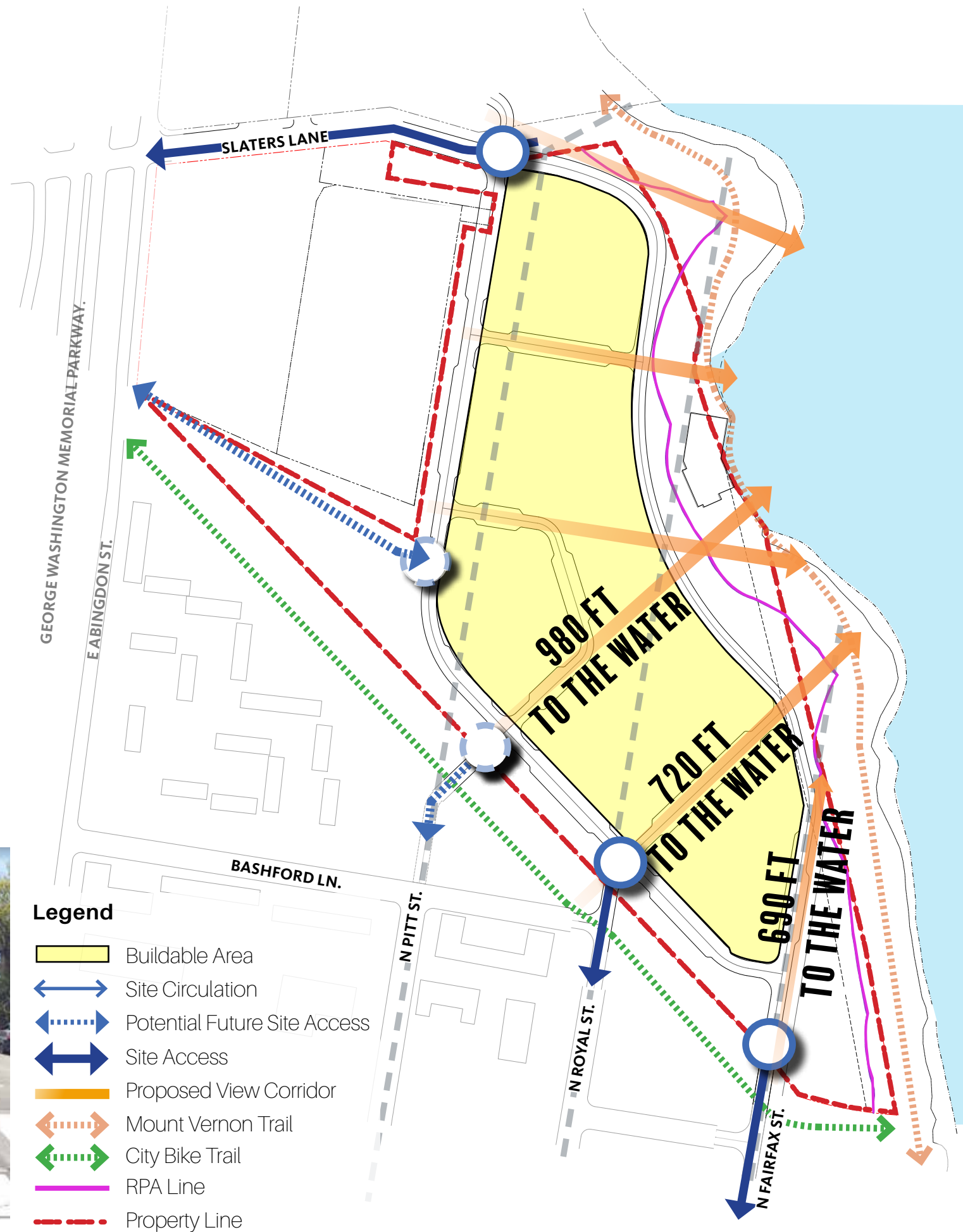
- Optimize views by shortening distance
- Turn peoples' views toward the waterfront
- Shorten physical and visual distance

HOW CLOSE DO YOU NEED TO BE TO SEE THE WATERFRONT?
WISCONSIN AVENUE IN GEORGETOWN

1300'

1000'

700'



3 PROVIDE MEANINGFUL OPEN SPACE

On-site & Adjacent Open Space

Open Space on PRGS Property

- Waterfront Park: 3 acres
- Linear Park: 1.7 acres
- Central Plaza: 0.7 acres
- Pepco Liner: 0.4 acres

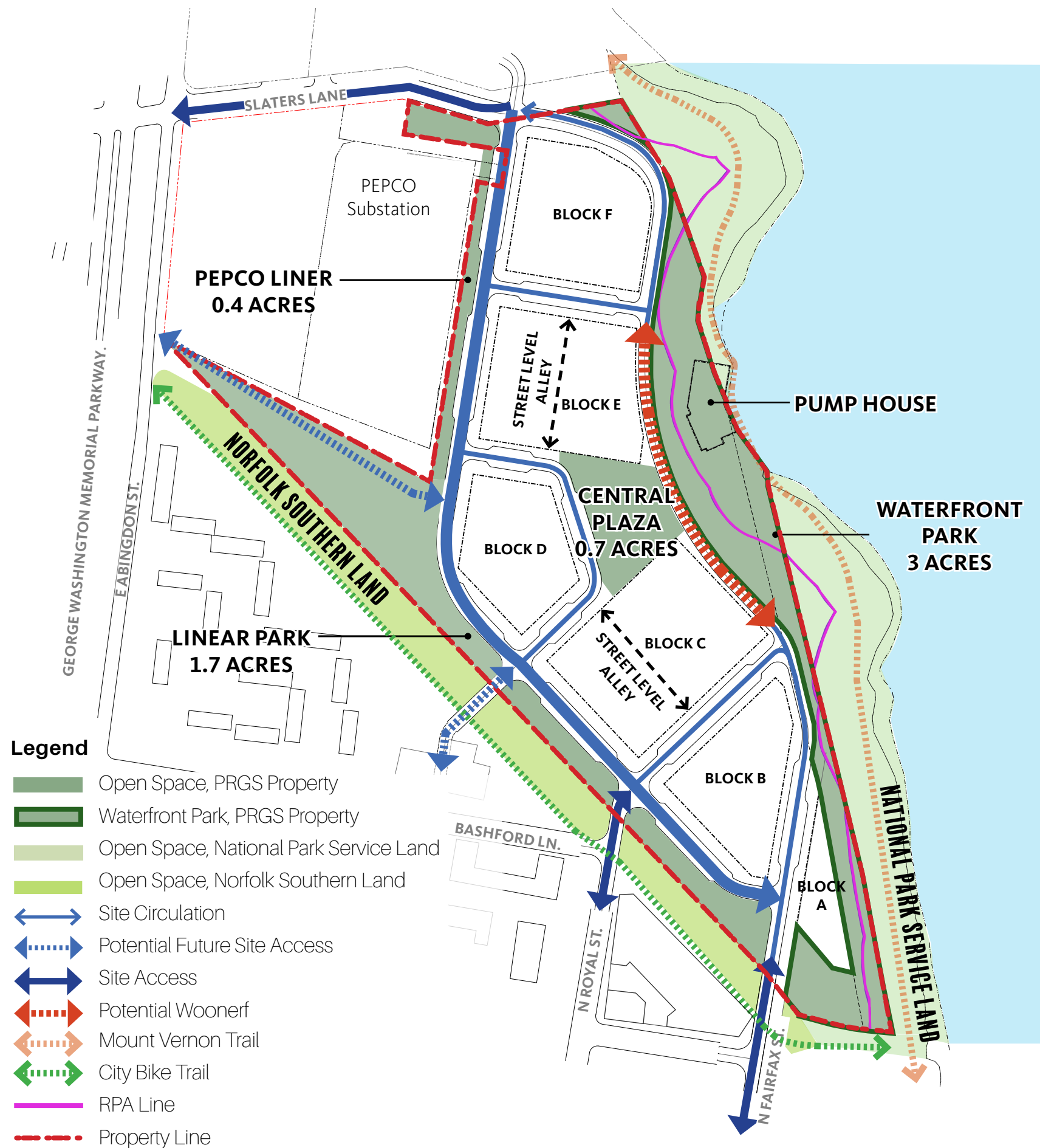
Total: Approximately 5.8 acres

Open Space on Adjacent Property

- National Park Service: 5.3 acres
- Norfolk Southern Land: 3.1 acres

Total: Approximately 8.4 acres

Total Combined Open Space: Approximately 14.2 acres



DEVELOPMENT REVIEW PROCESS

CDD

Coordinated Development District



DSP

Development Site Plan



DSUPs

Development Special Use Permits



MASTER PLANNING & ZONING

- Road and block configuration
- Open space amount and approach
- Land use, density & height maximum

Outlines community benefit framework;
Carbon Neutrality Analysis

SITE & INFRASTRUCTURE

- Streetscape, roadways and sidewalks
- Utility routing and approach

Defines public infrastructure;
Sustainability Master Plan

BUILDING FORM & ARCHITECTURE

- Building massing and use
- Architectural definition and character
- Detailed open space associated with blocks

Building sustainability features

AGENDA

1. PROJECT OVERVIEW

2. SUSTAINABILITY FRAMEWORK & PRINCIPLES

3. SUSTAINABILITY APPROACH

4. CARBON NEUTRALITY

5. NEXT STEPS



*Many look at sites like this
and see blight*

Image: Courtesy NBC10 Philadelphia

The Bellwether District- Philadelphia, PA

We see opportunity



The Bellwether District- Philadelphia, PA


We apply sustainability across all projects



ENVIRONMENT



ECONOMY



COMMUNITY



RAISING ENVIRONMENTAL STANDARDS

We remediate each site to the highest environmental standards. We recycle as much of old materials as possible in coordination with local officials to reduce our environmental footprint.






REVITALIZING LOCAL ECONOMIES

We support local economies by creating long-term jobs and recruiting locally to grow our neighborhoods.





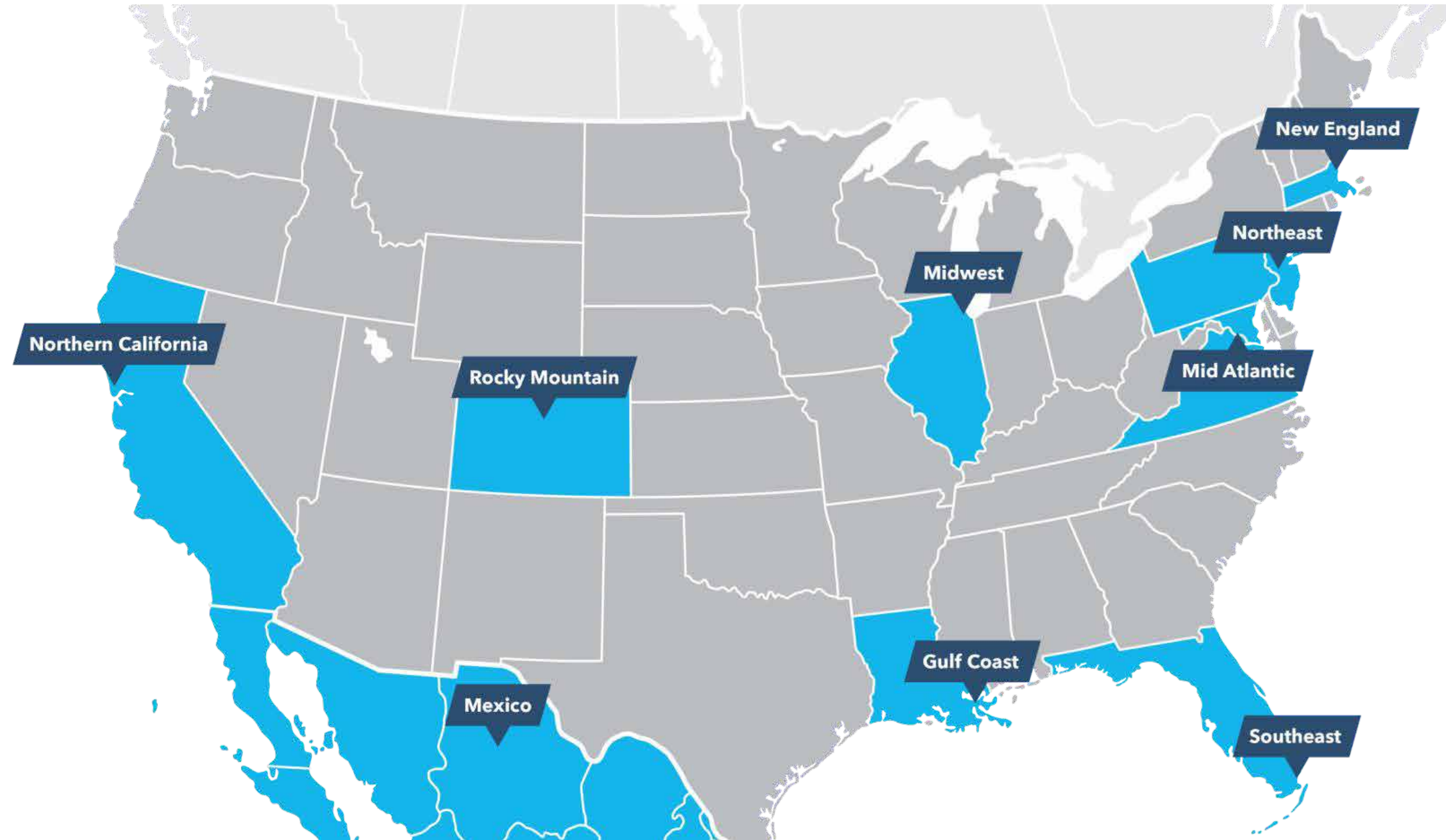
ENRICHING COMMUNITIES

We connect to communities through open dialogue, civic participation, neighbor-centric planning, and community initiatives—from local apprenticeships to scholarship programs.



HRP FOOTPRINT

- Active projects in 11 markets
- Offices in Chicago, Boston, Philadelphia, Miami, New Jersey, California, and Northern Virginia
- Primary focus on growth and gateway markets
- Over 6,000 acres acquired
- 20 million SF Development Pipeline
- Potomac River Generating Station will be the 5th Coal Fired Power Plant HRP has redeveloped



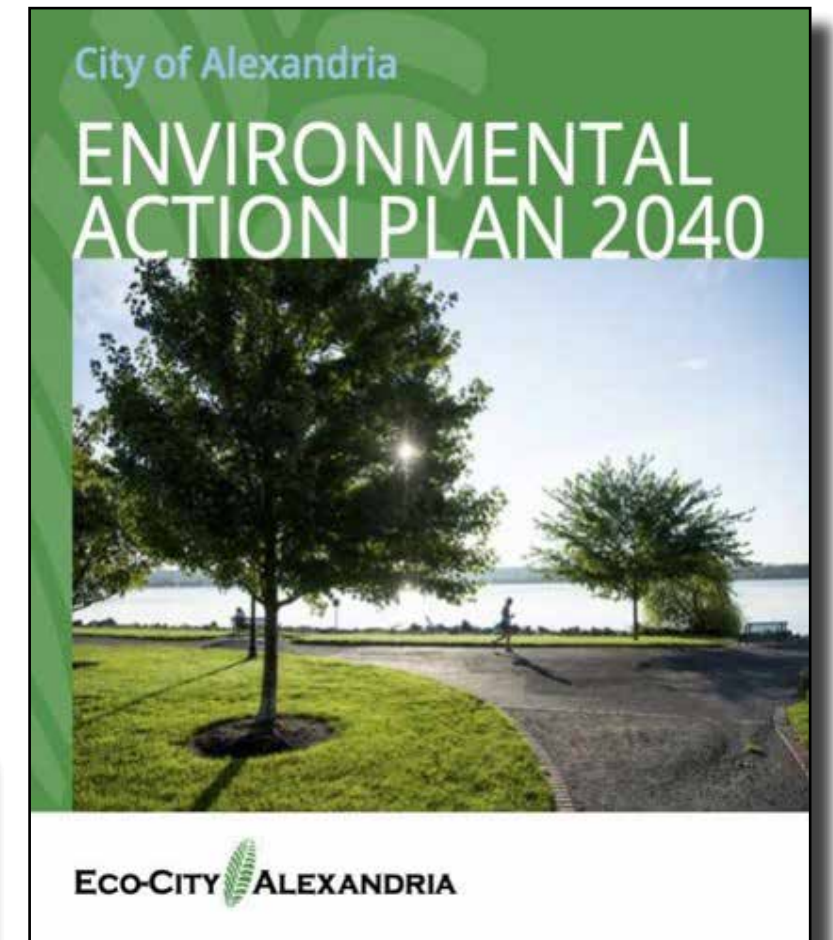

SUSTAINABILITY FRAMEWORK

- Existing sustainability guidance for development on the PRGS site includes:
 - Old Town North Small Area Plan (2017)
 - City of Alexandria Green Building Policy (2019)
 - City of Alexandria Environmental Action Plan 2040 (2019)



CITY OF ALEXANDRIA

2019 Green Building Policy



OLD TOWN NORTH SMALL AREA PLAN

III. ENERGY AND GREEN BUILDING

A. District-wide Sustainability Measures - Former Power Plant Site

10. Require plan area-wide sustainability through LEED-ND silver or comparable.

11. Require the submission of a Sustainability Master Plan for the former power plant site as part of the submission of the first development special use permit (DSUP) that demonstrates the compliance with the goals and recommendations of the Plan and identifies short-term, mid-term, and long-term strategies and targets to achieve the goal of district-wide sustainability measures. The Sustainability Master Plan should be updated with each subsequent block(s) and/or building(s) to show how the project achieves the Plan's goals.

12. The redevelopment of the former power plant site should strive to achieve carbon neutrality by 2040 and strive to achieve carbon neutral buildings by 2030.

13. Explore the development of district energy systems for heating and cooling on the former power plant site that take advantage of local renewable energy sources, including, but not limited to, geothermal energy, sewage heat, anaerobic digestion, and waste heat from buildings.

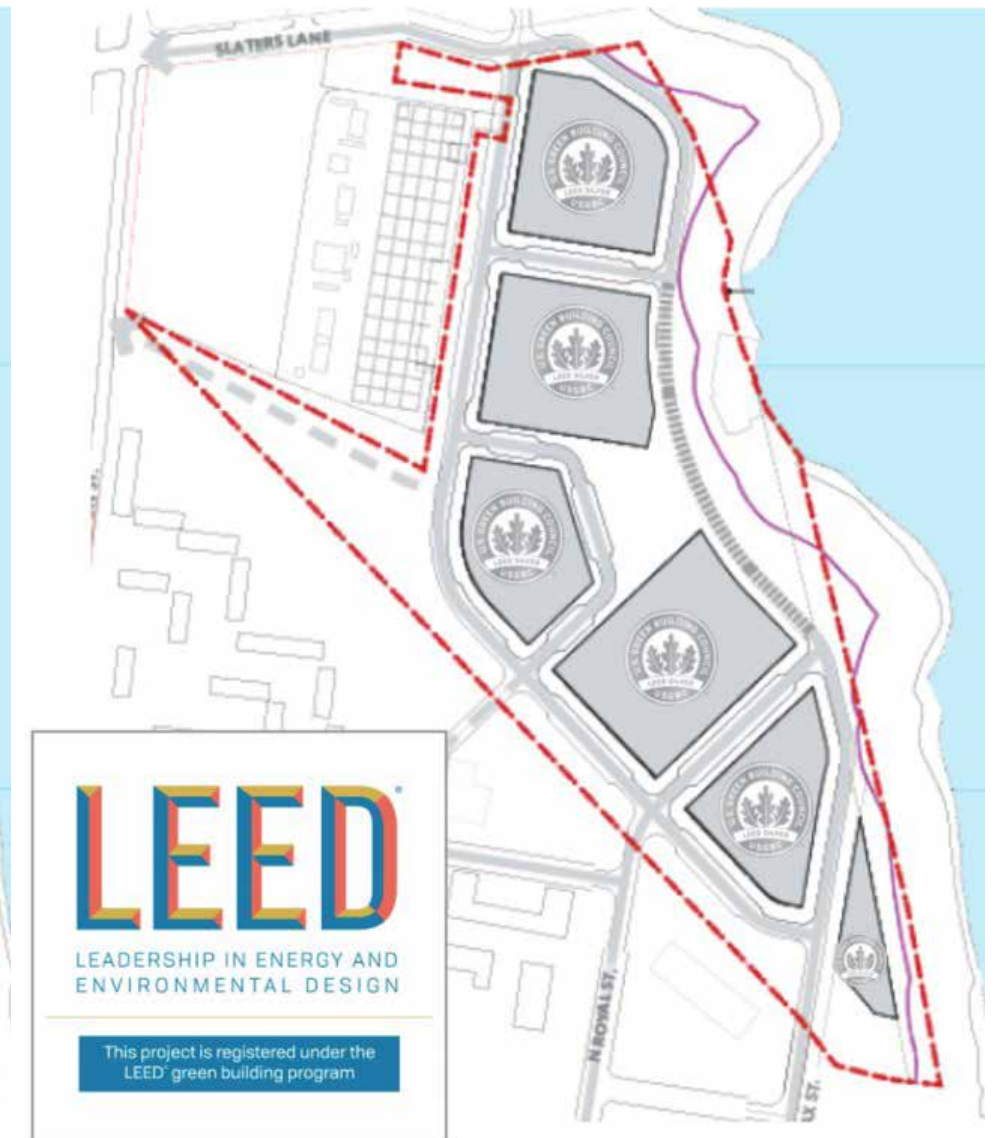
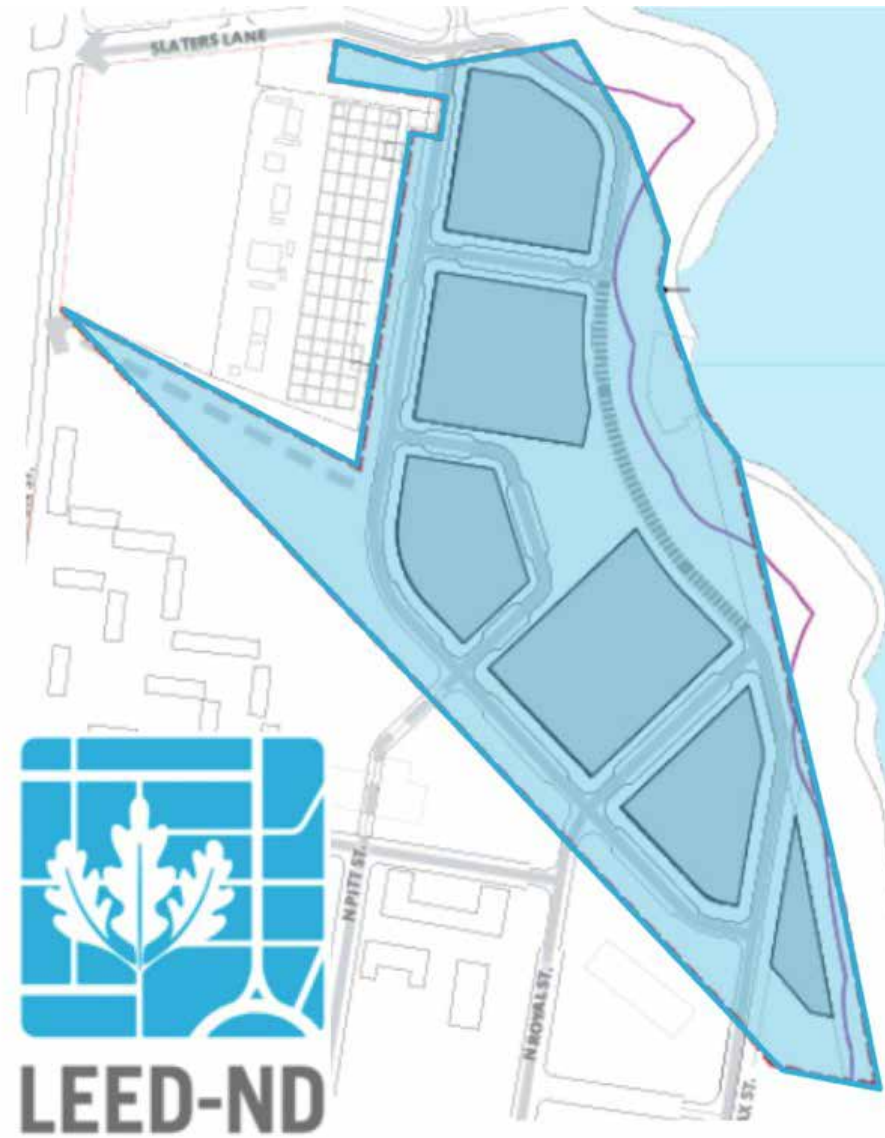
B. Energy Use

14. Encourage on-site generation and storage of renewable electricity from solar photovoltaic (PV) and other available renewable resources.



APPLICABLE LEED FRAMEWORKS

- The Old Town North Small Area Plan (OTN SAP) envisions that the PRGS site applies the green building rating system Leadership in Energy and Environmental Design for Neighborhood Development (LEED-ND). This is a plan level certification.
- Each building will also be LEED Silver certified, at minimum. This is a building certification.



CITY OF ALEXANDRIA GREEN BUILDING POLICY

The City of Alexandria Green Building Policy requires **Leadership in Energy and Environmental Design (LEED) Silver certification plus performance points** across the following categories:

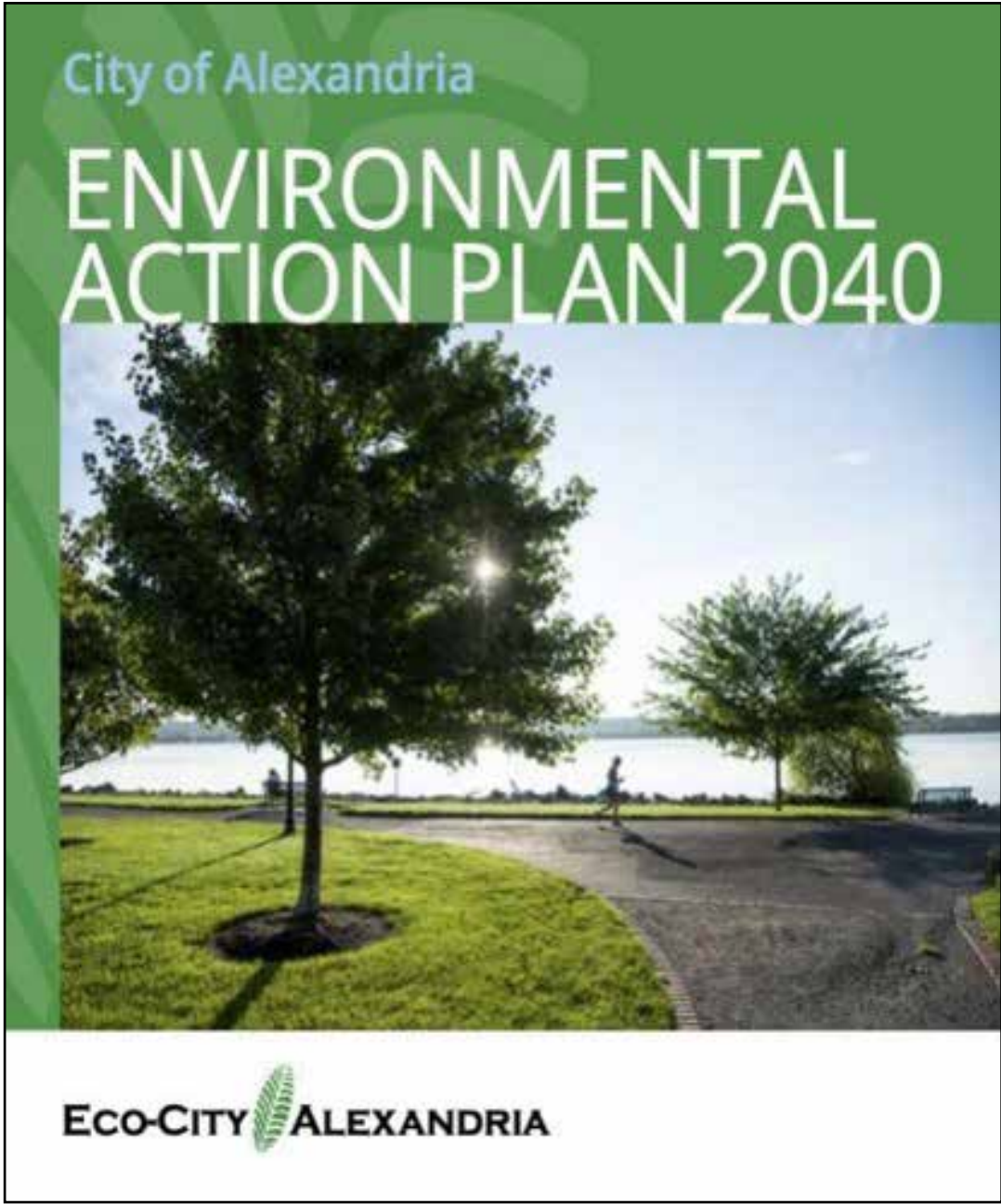
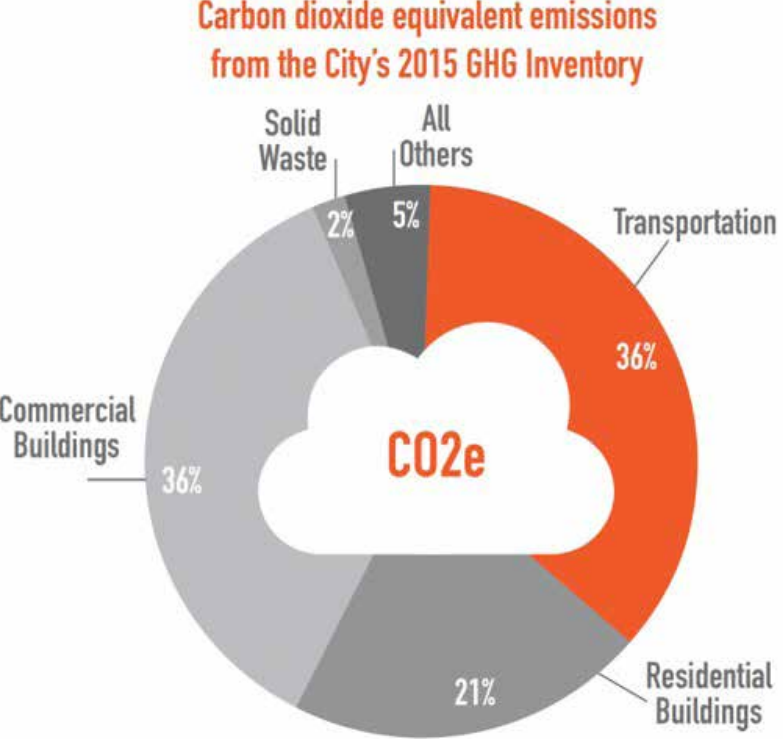
- Energy Efficiency
- Renewable Energy
- Advanced Energy Metering
- Indoor Water Use Reduction
- Outdoor Water Use Reduction
- Low Emitting Materials
- Construction IAQ Management
- Thermal Comfort



CITY OF ALEXANDRIA ENVIRONMENTAL ACTION PLAN

The EAP 2040 identifies short-, mid-, long-term actions covering the following categories:

-  CLIMATE CHANGE
-  ENERGY
-  GREEN BUILDING
-  LAND USE & OPEN SPACE
-  SOLID WASTE
-  WATER RESOURCES
-  TRANSPORTATION
-  ENVIRONMENTAL HEALTH
-  AIR QUALITY
-  IMPLEMENTATION, EDUCATION, AND OUTREACH



AGENDA

1. PROJECT OVERVIEW

2. SUSTAINABILITY FRAMEWORK & PRINCIPLES

3. SUSTAINABILITY APPROACH

4. CARBON NEUTRALITY

5. NEXT STEPS

SUSTAINABILITY APPROACH



SITE



WATER



RESILIENCY



WASTE



**HEALTH
WELLNESS**



**CARBON
REDUCTION**

- **District Wide Systems Under Analysis:**

- Heating & cooling
- Stormwater management
- Cycling, pedestrian and public transportation
 - Renewables

SITE SUSTAINABILITY

- Site-wide stormwater system improvements
- 5+ acres of on-site open space, over 14 acres of combined ground level open space
 - Reduces the urban heat island effect
 - Increases tree canopy
 - Enhances ecosystem services
- Habitat and Ecosystems
- Example Potential Strategies:
 - Increase tree canopy & shading
 - Enhance ecosystem services
 - Intensive/extensive green roofs
 - Bioretention
 - Solar reflectance of materials



- Open space is approximately **30% of site area**
- Additional open area will be provided on each block
- No streets in Resource Protection Area (RPA)

WATER

- Potable Reduction
- Reuse Opportunities
- Process Water

- Example Potential Strategies:

- Minimize potable water for irrigation (exceed GBP)
- 40% reduction from indoor plumbing fixtures (GBP)
- Condensate and Captured Rainwater used for cooling tower and irrigation
- Energy Star appliances
- Submeters and leak detection
- Potable water access during emergencies



RESILIENCY

- Infrastructure
 - Essential Systems
 - Adaptable Buildings
-
- Example Potential Strategies:
 - Renewable energy and backup power systems for critical systems support
 - Green infrastructure and natural systems for stormwater management
 - Increased vegetation and tree canopy
 - Rainwater Harvesting and potable water storage
 - Emergency preparedness
 - Onsite food production
 - Passive thermal safety



HEALTH & WELLNESS

- Materials
- Indoor Air Qualities
- Comfort

- Example Potential Strategies:

- Product Disclosure and Material Ingredients
- Biophilic Design
- Covid impact assessment
- Filtration and monitoring equipment
- Ventilation – natural and mechanical
- Daylight
- Fitness and Health infrastructure




WASTE

- Recycling of existing materials during deconstruction, where possible
- Waste management procedures during construction and operation to divert waste material from the landfill
- Infrastructure
- Operation
- Example Potential Strategies:
 - Reuse existing materials
 - Waste Factor and circular economy
 - Recycling haulers and donation
 - Recycling containers and access
 - Landscape and food waste composting
 - Food donation and community exchange programs



CARBON REDUCTION

- Voluntary Carbon Neutrality Analysis (CNA) outlines path to Carbon Neutrality
 - 25% Improvement Energy Efficiency
 - Exceeds the current Green Building Policy
 - Studying District Wide HVAC Systems
 - Double the target in ALX Green Building Policy
 - 14% Residential
 - 11% Commercial
 - 10% reduction Embodied Carbon
 - Expanded Scope of Carbon Neutrality Beyond Energy
 - Electrification
 - Exploring the extent onsite combustion can be minimized
 - 3% Onsite Renewable Energy Target
 - Off-site renewables
- Transportation and transit improvements encourage the use of alternative modes of transportation



AGENDA

1. PROJECT OVERVIEW

2. SUSTAINABILITY FRAMEWORK & PRINCIPLES

3. SUSTAINABILITY APPROACH

4. CARBON NEUTRALITY

5. NEXT STEPS

WHAT IS CARBON NEUTRALITY?



WHAT DOES THAT MEAN?

WHERE DO WE START?

HOW DO WE GET THERE?

TO NEUTRALIZE THE LIFE-CYCLE CARBON EMISSIONS ASSOCIATED WITH THE DESIGN, CONSTRUCTION, AND OPERATIONS OF THE PROJECT

PATH TO CARBON NEUTRALITY

OPERATIONAL CARBON

Exploring **site-wide and building-specific strategies** to increase energy efficiency



EMBODIED CARBON

Exploring **material selection and source** to reduce embodied carbon



ELECTRIFICATION

Emphasizing appropriate **Electrification** and relationship to the grid



ONSITE RENEWABLE

Incorporation of **onsite renewable** energy generation



OFFSITE RENEWABLE

Exploring the potential for off-site renewable **(PPAs, RECs, Offsets)** energy generation



OPERATIONAL CARBON (ENERGY REDUCTION)

- **Targeting 25% Energy Savings over Baseline**

- Double the target in ALX Green Building Policy
- 14% Residential
- 11% commercial

- **Energy efficiency and demand reduction** is the most critical strategy to reduce carbon emissions.

- Energy loads for base building systems (elevators, common area lighting, ventilation, etc) and tenant-controlled loads (plug loads, individual unit lighting, appliances, etc) represent over half of a building's operational energy use.

- Of the base building loads, ventilation represents roughly 1/3 of the total owner-controlled operational energy use.

- Advancements in **scalable heat pump technology** are a critical component of achieving operational carbon reductions.

- The team is currently evaluating the feasibility of “**district-wide**” (central utility plant, GSHP, etc.) and localized energy efficient HVAC systems.



RIVER WATER HEAT EXCHANGE

OPPORTUNITIES & CHALLENGES

OPPORTUNITIES

- Leverage existing coal plant infrastructure
- Utilize adjacent river for heat source/sink
- Opportunity to supplement GSHP and or Cooling Tower

CHALLENGES

- Shallow water depth may not provide required temperature differential
- Challenging multi-jurisdictional regulatory process
- Significant length of run needed



NREL Technical Feasibility Study for Deployment of Ground-Source Heat Pump Systems

GEOHERMAL HEAT EXCHANGE


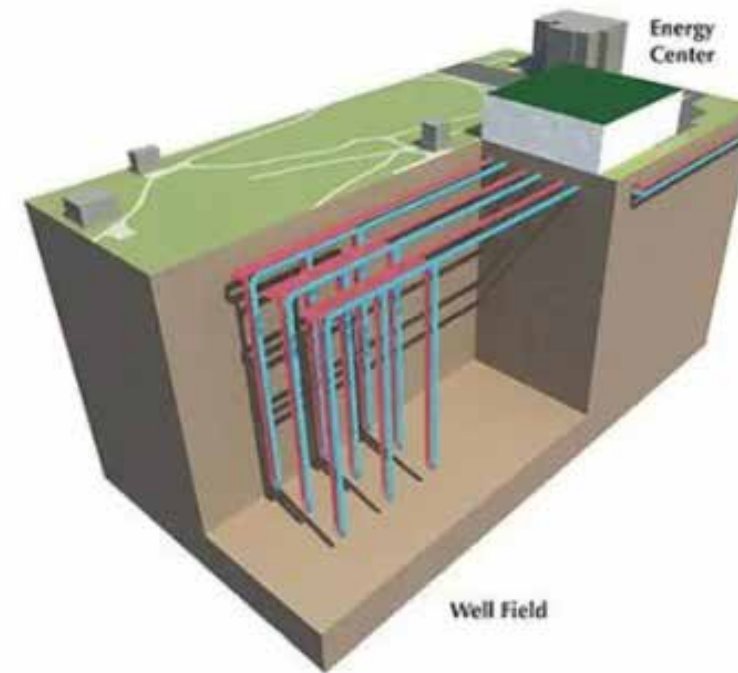
OPPORTUNITIES & CHALLENGES

OPPORTUNITIES

- Reduces roof area for cooling towers
- Ability to disperse load across the site
- Resilient solution for thermal load management

CHALLENGES

- Extremely high first cost
- Requires significant site area to reach critical system loads
- Potential conflict with underground garage
- Efficiency depends on balanced commercial/residential land use



NREL Technical Feasibility Study for Deployment of Ground-Source Heat Pump Systems

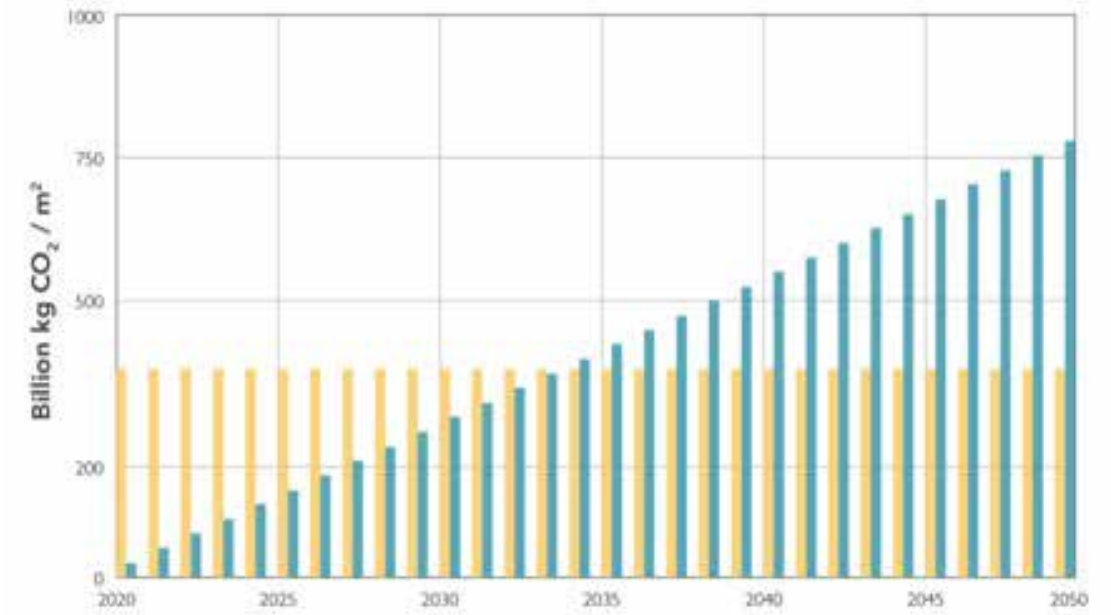
EMBODIED CARBON

MATERIALS

- **10% Embodied Carbon Reduction**

- Expanding the scope of carbon neutrality beyond energy consumption
- Embodied carbon is the impact of building materials from **cradle-to-grave**.
- The embodied carbon is **fixed** once construction is complete.
- The embodied carbon of the project equates to at minimum 6 years of operational carbon.
- Heightened awareness and selection around the environmental impact associated with **material choices**. *Environmental Product Declarations (EPDs)*
- Local sourcing to minimize carbon from extended transportation and carbon sequestration will also be explored.

Total Carbon Emissions of Global New Construction
ever year from 2020-2050
Business as Usual Projection



EMBODIED CARBON

OPPORTUNITIES & CHALLENGES

OPPORTUNITIES

- Reuse, recycle, and reduction of materials
- Efficient design and reduced excess
- Innovative materials
 - Low-carbon concrete mixes
 - HFC-free insulaton
 - Mass timber
- Sequestration (storage) of carbon

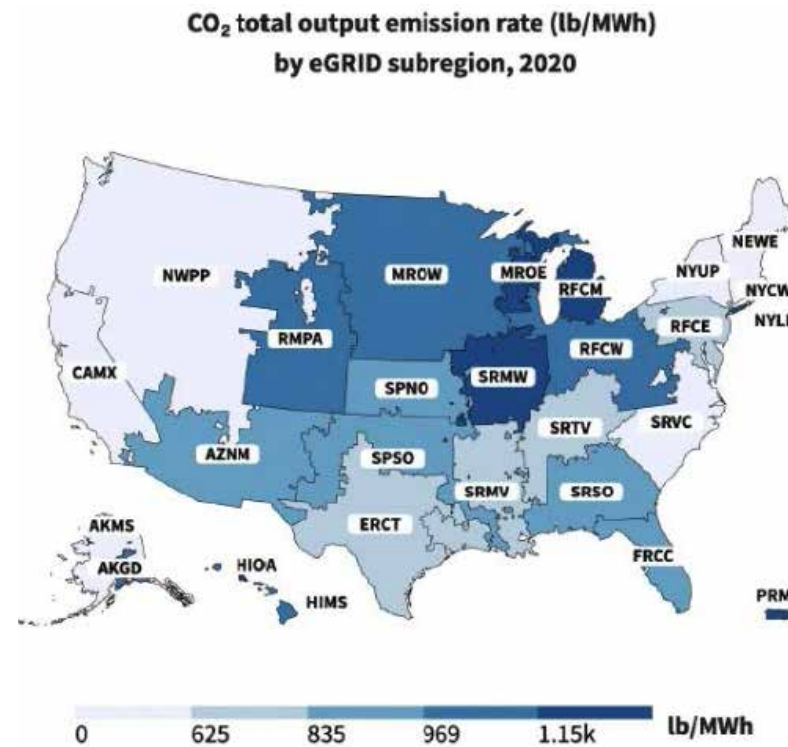
CHALLENGES

- Challenge to measure due to lack of industry data
- Limited material availability and increased costs
- Potential to derail scheduling with limited material availability



ELECTRIFICATION

- Minimizing onsite combustion is an important step in carbon neutrality. Appropriate electrification is being explored to the extent feasible.
- Virginia Clean Economy Act (VCEA) requires Dominion Energy Virginia to be **carbon-free by 2045**.
- Minimizing **electric resistance heating**, which is extremely inefficient, is an important energy efficiency consideration.
- For electrification to be truly effective, the electrical grid must use **renewable sources** to generate electricity.



ELECTRIFICATION

OPPORTUNITIES & CHALLENGES

OPPORTUNITIES

- No combustion on site
- Carbon free energy ready
- Heat pump solutions available
- EV chargers for vehicular use

CHALLENGES

- Emergency Power
- Electric Resistance is extremely energy intensive
- Burden of increased demand on the Utility
- Needs of Commercial Tenants/Users
- Consumer Expectations



ON-SITE RENEWABLE ENERGY

- **3% On-site renewable target**

- On-site renewable energy is an important strategy for **immediate response** to reducing operational carbon.
- Implementation of rooftop solar needs to account for **competing priorities** associated with available roof and open space.
- The technology of solar energy continues to improve.
- There are limitations to how much on-site renewable energy generation can offset energy use in **urban environments**.



SOLAR PHOTOVOLTAICS

OPPORTUNITIES & CHALLENGES

OPPORTUNITIES

- Clean energy closest to source and demand
- Resilient solution
- Potential to combine green roof and solar PVs

CHALLENGES

- Large area required to create substantial output
- Limited and fragmented surface area translates to modest output
- Competes with accessible open space and biodiversity
- Shade from adjacent buildings or surrounding tree canopy can reduce efficiency

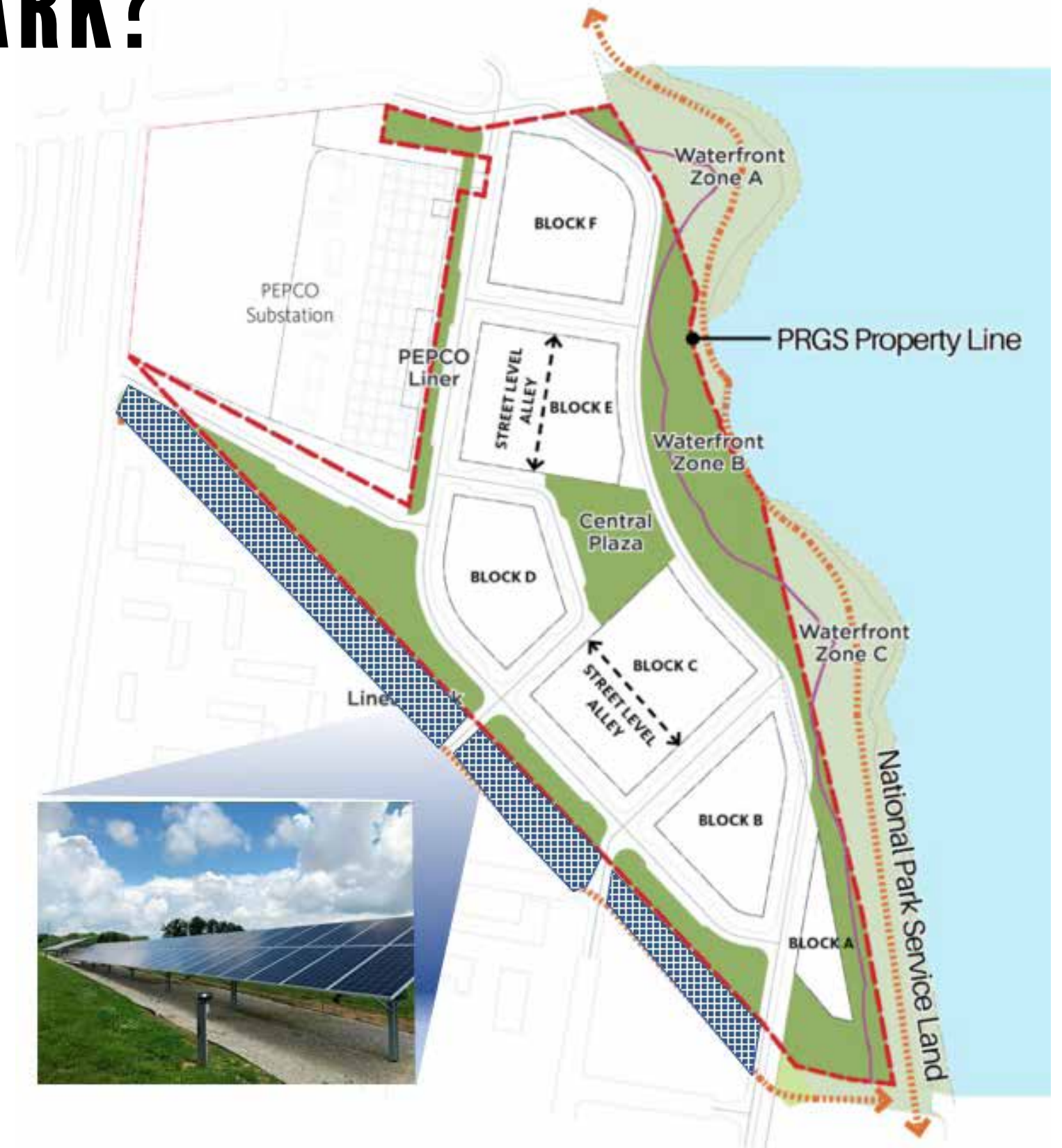


HOW MUCH SOLAR POWER COULD BE GENERATED ON THE POTENTIAL LINEAR PARK?

Norfolk Southern Solar Farm

Size: Approximately 3.5 acres

- If all 3.5 acres were 100% covered with PV, approximately 800-1,000 kW/year (Nominal Capacity) could be generated:
 - At 2.15M square feet, 4-5% of total site energy
 - At 2.5M square feet, 3-4% of total site energy
- This is an idealized estimate and doesn't account for "loss factors" such as:
 - Existing and permanent shade from surrounding trees
 - Cloudy days
 - Loss of any PV coverage in exchange for other uses such as:
 - o Walkways and bike paths
 - o Playgrounds, ball courts or other recreational areas



MICROGRIDS

OPPORTUNITIES & CHALLENGES

OPPORTUNITIES

- Not reliant on electrical grid
- Can be used for EV charging, building loads, combined heat and power systems

CHALLENGES

- Requires larger scale and space to be feasible (battery storage, cooling energy, related costs)
- Independence from the grid at this scale likely require distributed fuel/power sources



Borrego Springs Microgrid



Santa Rita Jail Microgrid

OFF-SITE RENEWABLE ENERGY

- New off-site renewable energy generation and on-site **electrification alignment** is critical (such as grid-interactive buildings)
- New development can **stimulate** new sources of clean renewable energy in the grid
- Exploring new mechanisms to allow for **tenant level procurement** of off-site renewable energy sources
- Advancements in the availability of small scale **Power Purchase Agreements (PPA)**
- Utility's ability to meet the **increasing demand for electricity** without introducing new fossil fuel based energy source



OFF-SITE RENEWABLE ENERGY

OPPORTUNITIES & CHALLENGES

OPPORTUNITIES

- Potential to add new renewable energy to electrical grid
- Power Purchase Agreement (PPA)
- Renewable Energy Credits (RECs)
- Promotes Community Choice Aggregation

CHALLENGES

- Contracts can be complex and challenging
- Utility cost is higher than standard alternative
- Individually metered residential unit PPA is a complication for ownership to offset



CARBON NEUTRALITY RECAP

- **Voluntary Carbon Neutrality Analysis (CNA) to outline a path to Carbon Neutrality**

- 25% Improvement Energy Efficiency
 - Exceeds the current Green Building Policy
 - Studying District Wide HVAC Systems
 - Double the target in ALX Green Building Policy
 - 14% Residential
 - 11% Commercial
- 10% reduction Embodied Carbon
 - Expanded Scope of Carbon Neutrality Beyond Energy
- Electrification
 - Exploring the extent onsite combustion can be minimized
- 3% Onsite Renewable Energy Target
- Off-site renewables

- **Targets will be measured and revisited during:**

- Sustainability Master Plan
- Infrastructure DSP as relates to site level
- Open Space DSPs (for waterfront park and proposed linear park) as relates to park area
- Future Phase DSUPs as relates to buildings



AGENDA

1. PROJECT OVERVIEW

2. SUSTAINABILITY FRAMEWORK & PRINCIPLES

3. SUSTAINABILITY APPROACH

4. CARBON NEUTRALITY

5. NEXT STEPS

SUSTAINABILITY MASTER PLAN

The Sustainability Master Plan (SMP) runs in parallel to the Infrastructure DSP to be submitted later this spring.

The purpose of the SMP is to:

- Establish metrics for sustainable performance thresholds across several impact categories
- Demonstrate how the project complies with goals and recommendations of the city
- Establish a variety of short-term, mid-term, and long term strategies
- Emphasize important elements of sustainability related to the development



SCHEDULE & PROCESS

STEPS FORWARD

PAST MEETING TOPICS

- INTRODUCTIONS
- OVERVIEW OF OTNSAP
- SITE TOURS
- SITE CONCEPTS, OPPORTUNITIES & URBAN DESIGN
- SITE TOURS
- OPEN SPACE PLANNING
- LAND USE, BUILDING HEIGHTS & AFFORDABLE HOUSING
- ENVIRONMENTAL & SUSTAINABILITY
- TRANSPORTATION

COMMUNITY MEETING #1
INTRODUCTIONS
FEBRUARY 11, 2021

COMMUNITY MEETING #2
OVERVIEW OF OTNSAP
APRIL 29, 2021

COMMUNITY MEETING #3
SITE TOURS
JUNE 4-5, 2021

COMMUNITY MEETING #4
SITE CONCEPTS, OPPORTUNITIES & URBAN DESIGN
SEPTEMBER 29, 2021

COMMUNITY MEETING #5
SITE TOURS
NOVEMBER 13, 2021

COMMUNITY MEETING #6
OPEN SPACE PLANNING
NOVEMBER 29, 2021

COMMUNITY MEETING #7
LAND USE, BUILDING HEIGHTS & AFFORDABLE HOUSING | JANUARY 27

COMMUNITY MEETING #8
ENVIRONMENTAL & SUSTAINABILITY
FEBRUARY 24, 2022

COMMUNITY MEETING #9
TRANSPORTATION
MARCH 31, 2022

- PRE-FILING COORDINATION WITH CITY STAFF
- STUDY IDENTIFICATION
- SITE AND UTILITY SURVEYS
- VRP ENROLLMENT

FIRST SUBMISSION
JULY 30, 2021

SITE CHARACTERIZATION WORK PLAN TO VDEQ
SEPTEMBER 2021

SITE CHARACTERIZATION FIELD WORK
OCTOBER - NOVEMBER 2021

SECOND SUBMISSION
2021 Q4


COMPLETENESS SUBMISSION
FEBRUARY 28, 2022

COMMUNITY MEETING #10
CDD WRAP-UP MEETING
MAY 12, 2022

SITE TOURS
JUNE 10 & 11, 2022

REZONING AND CDD CONCEPT PLAN REVIEW
JUNE 23 & JULY 5, 2022

PLANNING PROCESS
PHASE 1: REZONING & CDD CONCEPT PLAN



THANK YOU!

HRPalx.COM

follow us on



@hilcoredev



ALEXANDRIAVA.GOV/PLANNING/INFO



Redevelopment Partners

Gensler