



**Health & Safety
Coordinating
Committee**

May 3, 2024

Agenda

Committee Report

- Significant Change Data
- Roundtable

Topic Areas

- Recidivism
- APD Annual Report
- CCJB Updates

FY25 Workplan

- To be developed over summer, in advance of September 6 Meeting



Health & Safety Committee

Mission

The purpose of the Health and Safety Committee is for City serving agencies to collaborate and use data to problem-solve with members of City Council on prevention and intervention strategies that impact the overall health and safety of the community.

Vision



Responsibilities

The workgroups/teams, shown to the right, receive and review the data in advance of the Health and Safety Committee meetings to identify if there are trends or significant changes to be addressed.

Findings and considerations from the workgroups/teams inform the Health and Safety Committee's yearly workplan, providing opportunities for problem-solving discussions in advance of a full City Council meeting.

Behavioral Health & Substance Use	Opioid Workgroup Alexandria Behavioral Health Alliance Substance Abuse Prevention Coalition of Alexandria
Healthy Homes	Healthy Homes Network
Recidivism	Community Criminal Justice Board
Public Safety & Emergency Services	Public Safety Leadership Team
Youth Wellness	Children Youth and Families Collaborative Commission Alexandria Campaign on Adolescent Pregnancy Youth Service Coordinating Council Gang Prevention Task Force
Community Health	Partnership for a Healthier Alexandria
Vision Zero	Transportation Planning Leadership Team

Significant Changes

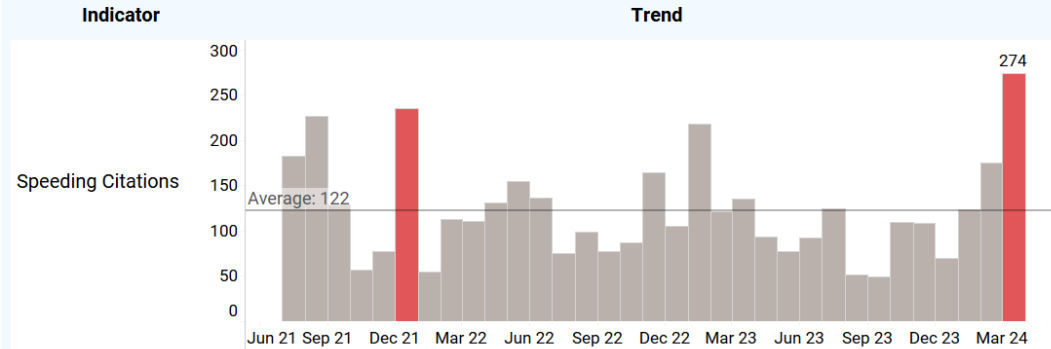


Significant Changes

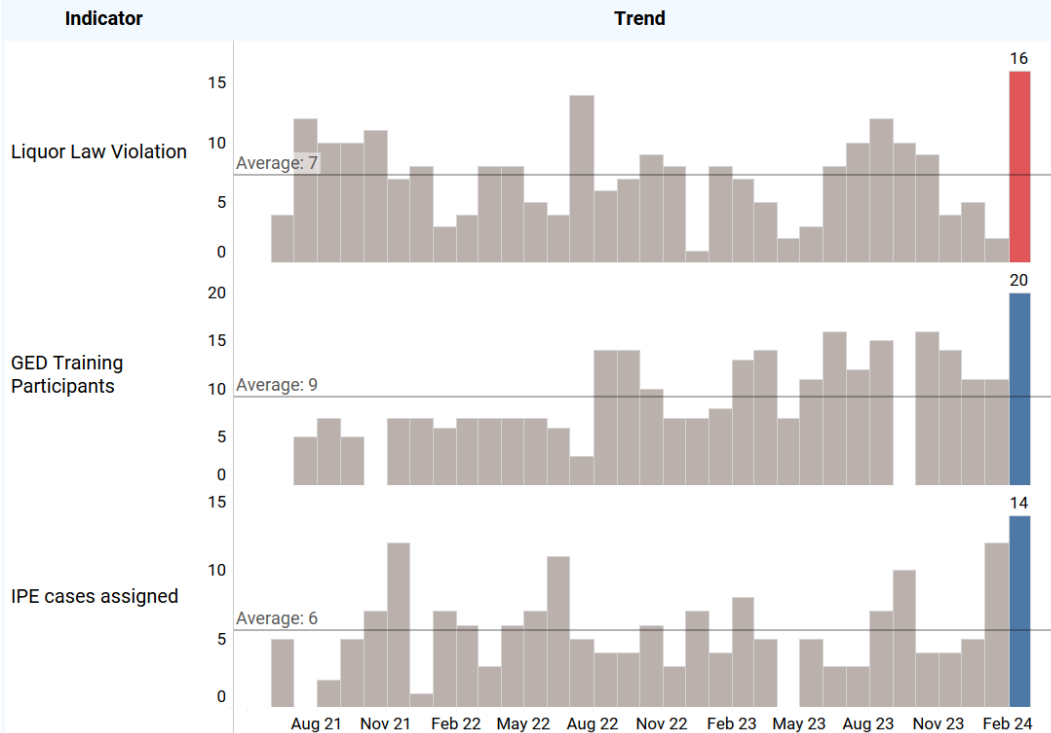
Indicators that were significantly different during the previous months from their average from data available from the past 3 years

- Significant Negative Change
- Significant Positive Change
- No Significant Change

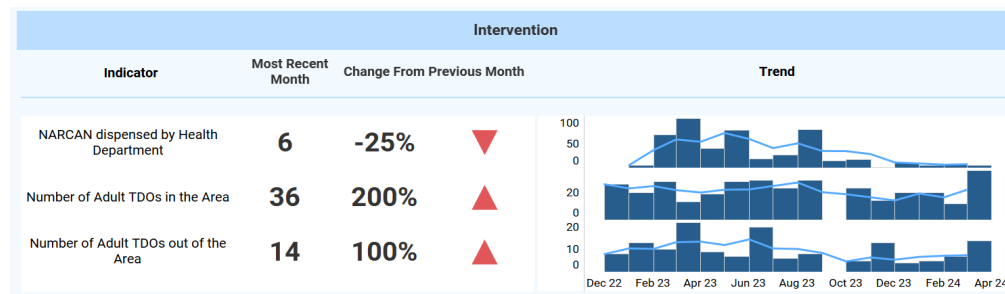

March 2024



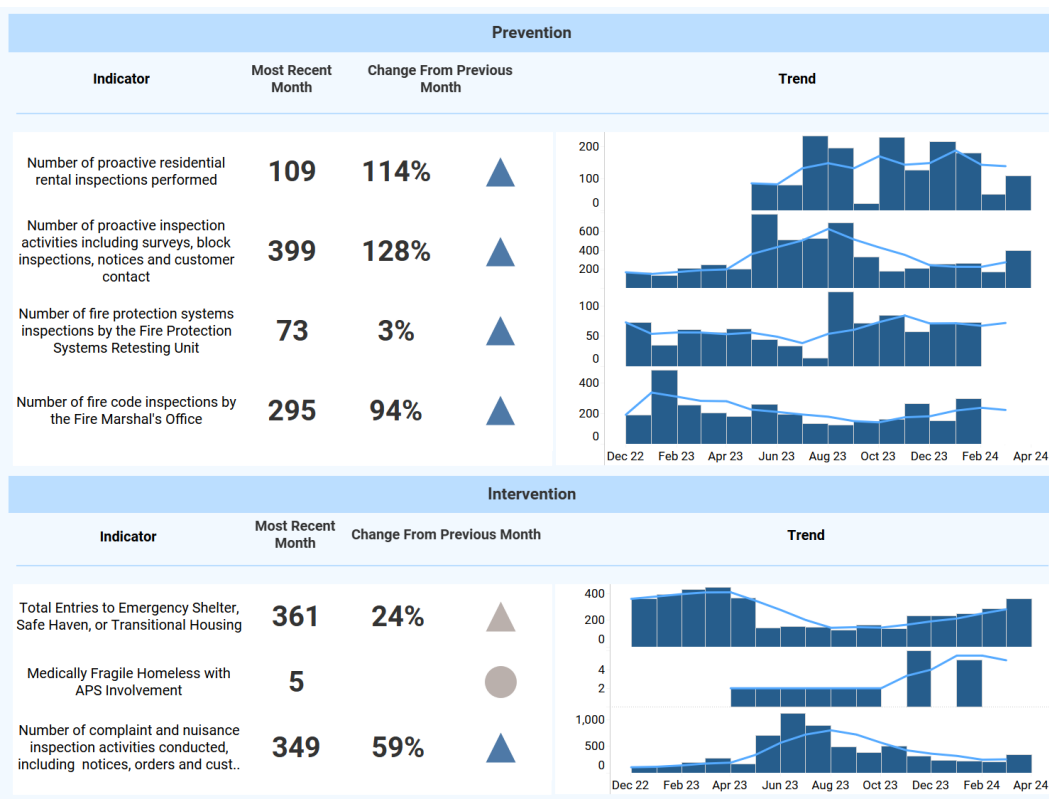
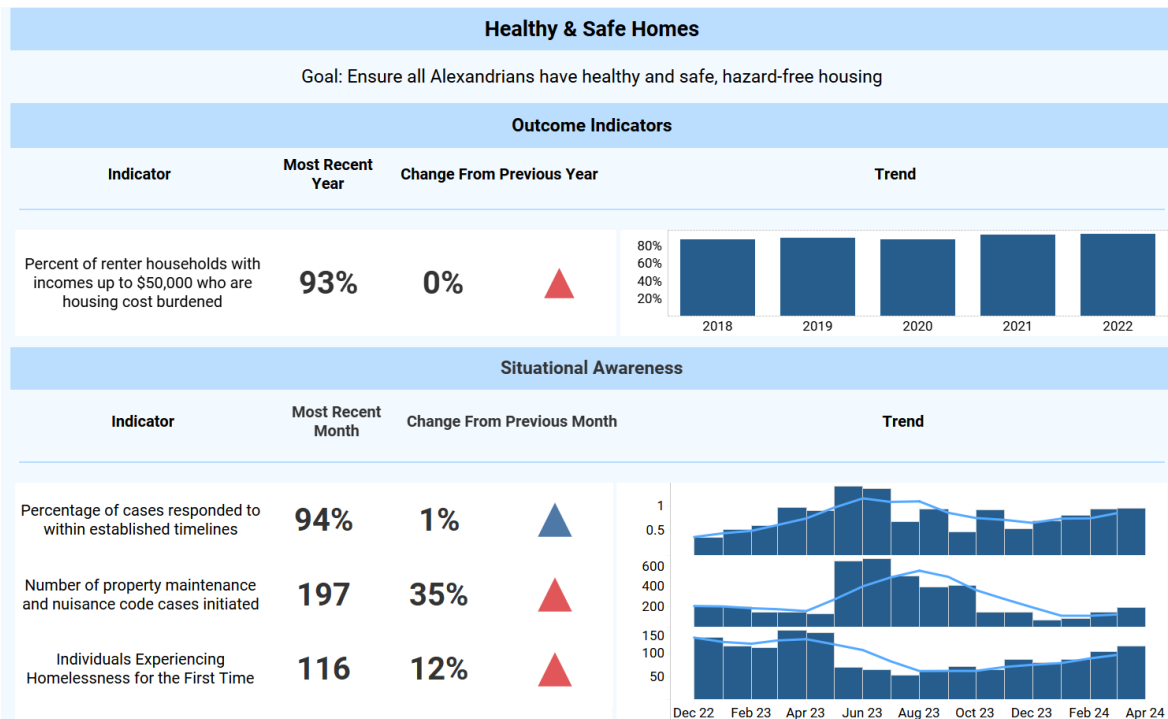
February 2024



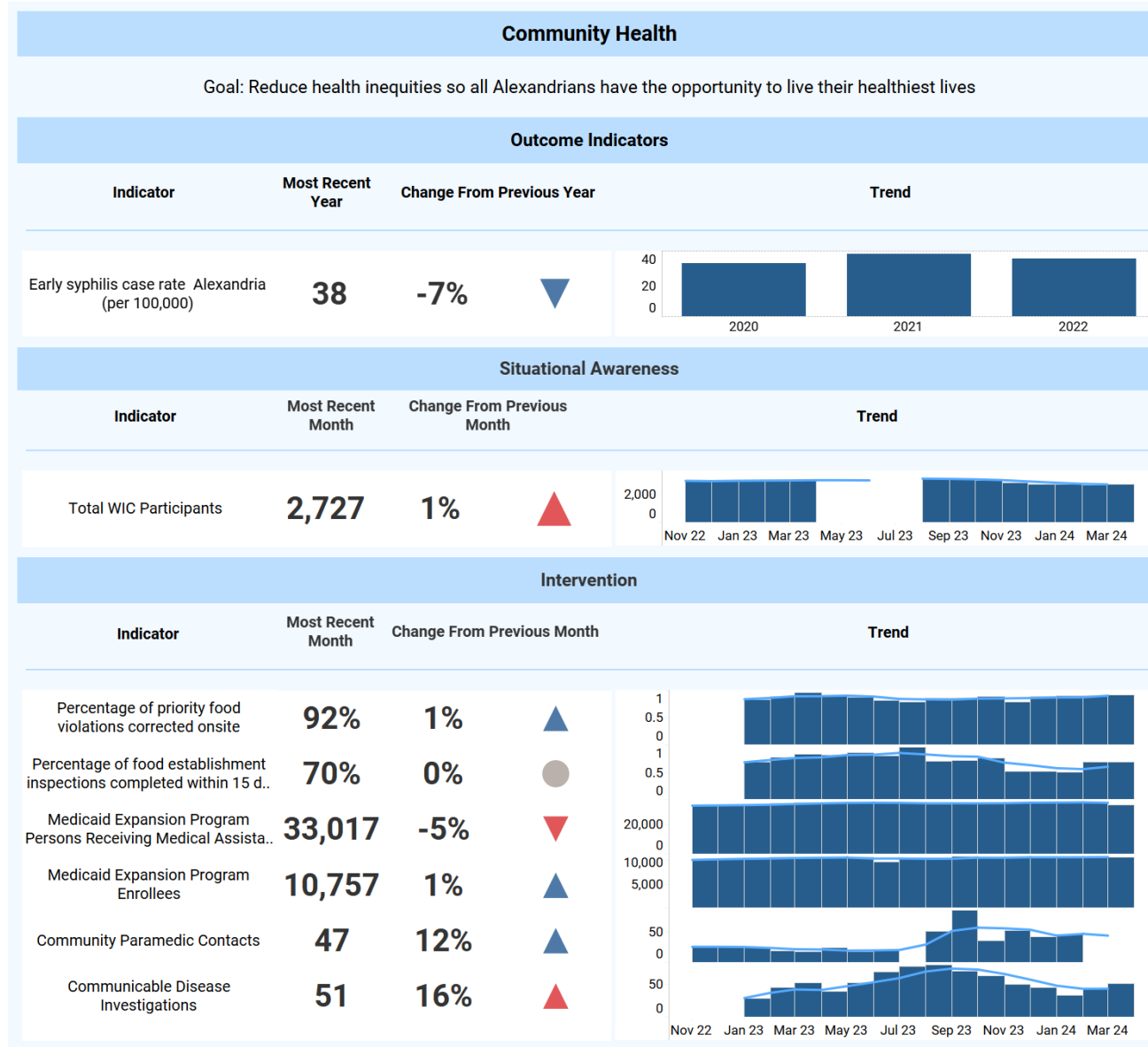
Behavioral Health & Substance Use



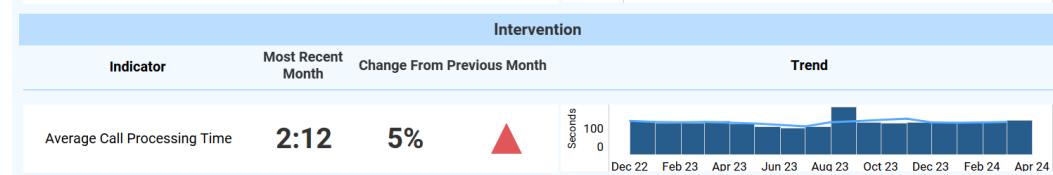
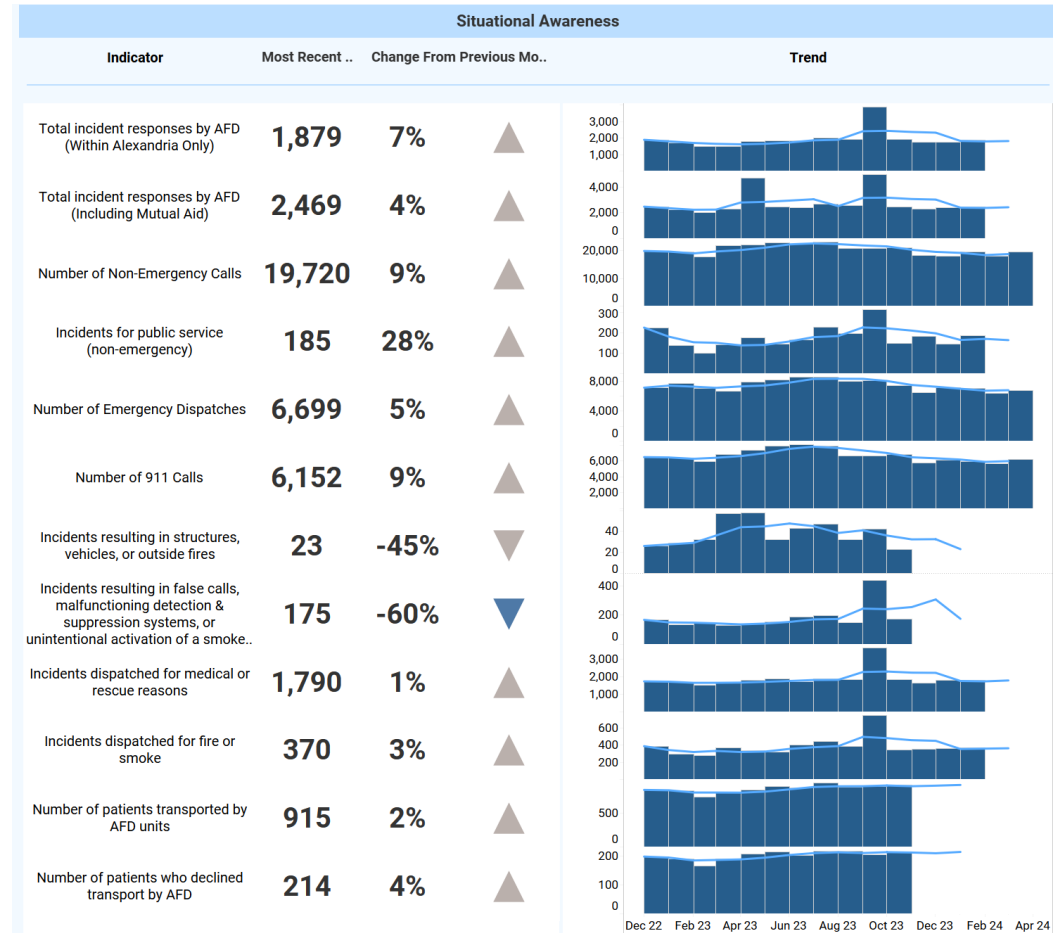
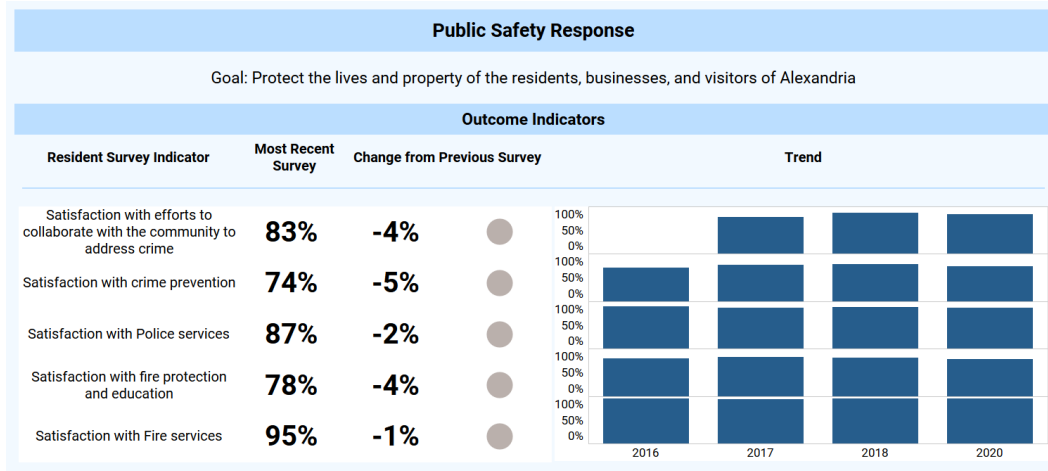
Healthy and Safe Homes



Community Health



Public Safety Response

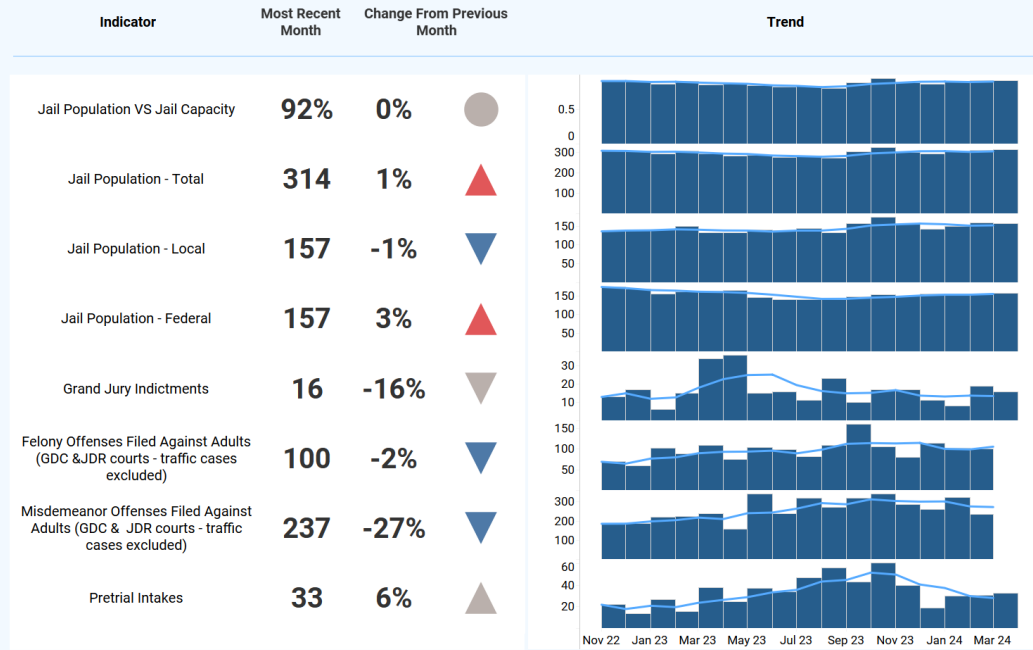


Recidivism

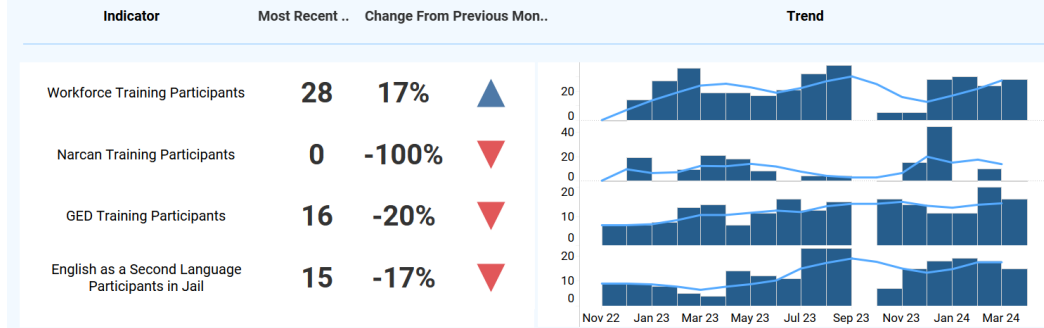
Recidivism

Goal: Reduce recidivism by providing treatment and programs to offending citizens

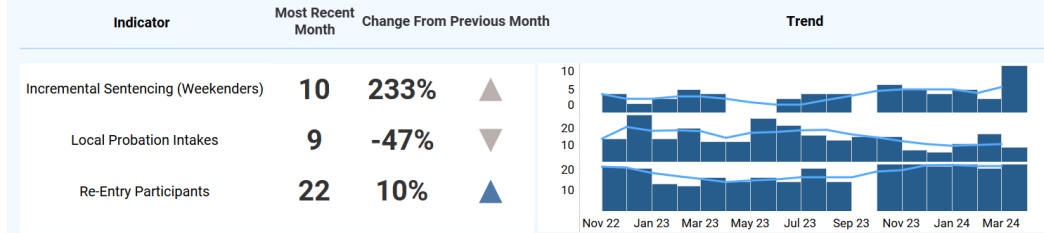
Situational Awareness



Prevention



Intervention



Youth Wellness

Youth Wellness

Goal: We build safe, stable, and nurturing environments and relationships for youth

Outcome Indicators

Indicator	Most Recent Year	Change From Previous Year	Trend
High school graduation rate: Percent of on-time graduates	83%	-8%	▼
Percent of ACPS kindergartners who enter with a pre-kindergarten experience	77%	7%	▲
Percentage of kindergarten students adequately immunized	89%	4%	▲
Percent of children and youth who report having 3 or more non-parent adult supports	38%		●
Percent of youth who report being optimistic about their personal future	59%		●
Teen pregnancy rate (per 1,000 teens)	9.3	-11%	▼

Situational Awareness

Indicator	Most Recent Month	Change From Previous Month	Trend
Number of children in Foster Care (under 18)	61		●
Juvenile Intakes	60	33%	▲

Intervention

Indicator	Most Recent Month	Change From Previous Month	Trend
Probation Average Daily Population	61	0%	●
Percentage of Intakes Diverted	7%	-70%	▼
Number of Youth TDOs out of Area	0		●
Number of Youth TDOs in the Area	1	0%	●
Number of 18-21 year olds receiving Foster Care services through Fostering Futures	14		●
IPE referrals made	5	25%	▲
IPE cases assigned	3	-79%	▼

Prevention

Indicator	Most Recent Month	Change From Previous Month	Trend
Teen Wellness Center medical visits	202	-14%	▼
Number of adults referred to become a mentor through the Alexandria Mentoring Partnership	15	-6%	▼

Some Court Services Unit data has not been updated due to State of Virginia data delays.

Vision Zero



Vision Zero

Goal: Traffic deaths and severe injuries are unacceptable

Outcome Indicators

Indicator	Most Recent Year	Change from Previous Quarter	Trend
Fatal Crashes	0	●	

Situational Awareness

Indicator	Most Recent Month	Change From Previous Month	Trend
Traffic Misdemeanor and Felony Offenses Filed Against Adults (excludes infractions)	120	3% ▲	
Fatal Crashes	0	●	
Crashes with a Major Injury	3	●	
Crashes Involving Pedestrians	7	0% ●	
Crashes Involving Bicyclists	0	●	
Speeding Citations	274	57% ▲	
All Other Citations	648	20% ▲	



Topic Area:

Recidivism and Diversion Programs

Caveats to Tracking Recidivism

- State and local agencies define and track recidivism differently
- Legal limits imposed under Virginia law preclude running criminal records for administrative tracking purposes
- **Local data (i.e. from Alexandria only) is insufficient to create an accurate picture**
- APD arrest data does not answer how to reduce recidivism and increase diversion – program details needed for qualitative review
- Despite these challenges, we are continuing conversations to determine pathways for measuring outcomes throughout the intercept model

Involved Departments:

- Commonwealth Attorney's Office
- Department of Community & Human Services
- Department of Criminal Justice Services
- Police Department
- Sheriff's Office
- VA Department of Corrections

Findings from Re-Arrests

2018-2022 By the Numbers:

- 15,884 arrests made
- 10,649 unique names
- 2,243 individuals had 2+ arrests

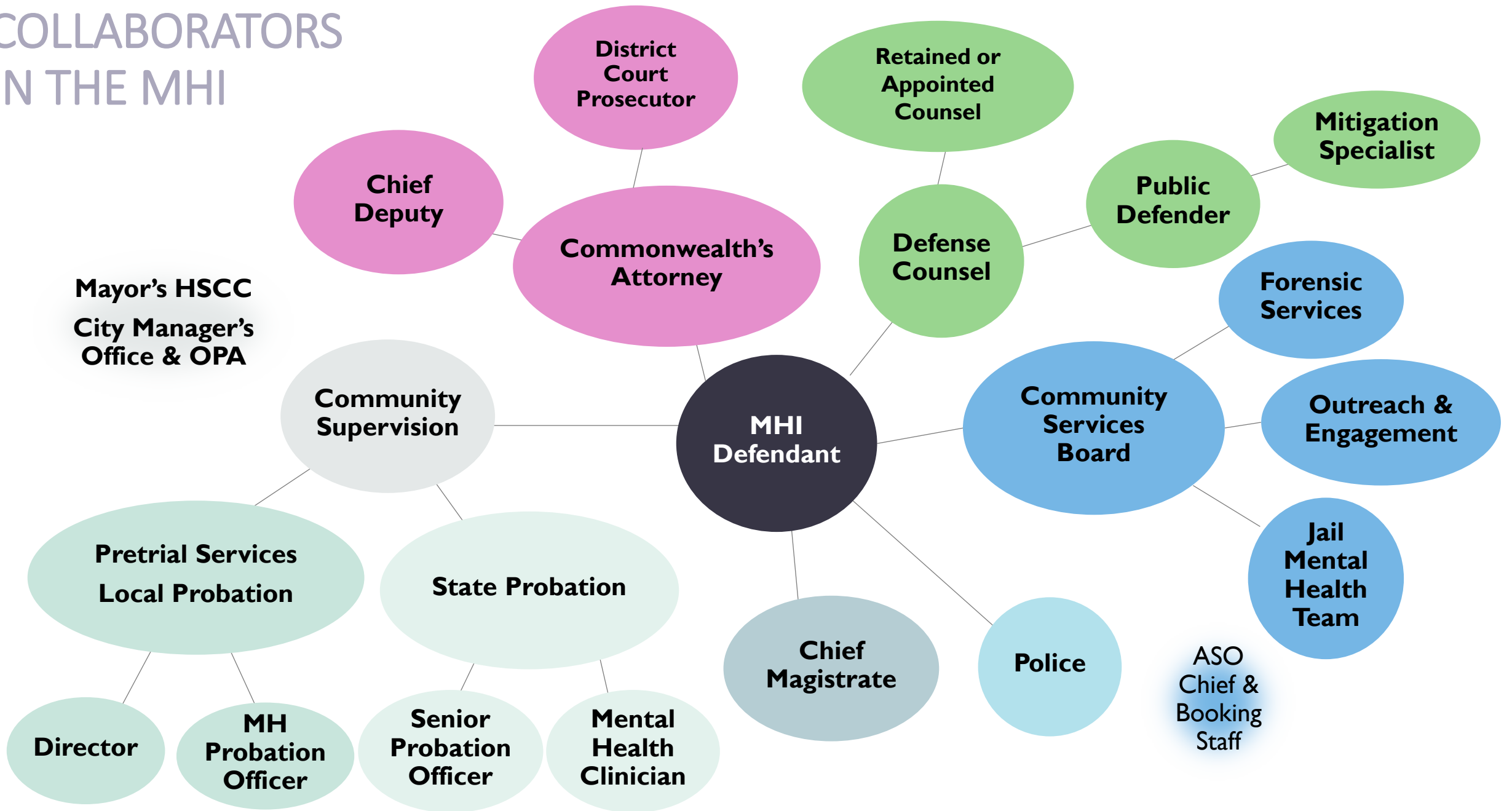
- Most had alcohol, disorderly-type, and trespassing offenses
- Last known addresses concentrated on Mount Vernon Ave & North Beauregard corridor



Commonwealth's Attorney Office Mental Health Initiative

- The Mental Health Initiative **seeks to avoid incarceration and/or conviction in cases where community goals, public safety, and individual mental health stability can be achieved** through psychiatric care, pre-trial supervision/services, mental health treatment, and/or probation monitoring.
- When public safety warrants detention, defendants with severe mental illness are often assigned to the MHI Prosecutor to expedite and expertly manage cases in which forensic services are required.
- The MHI Prosecutor offers felony diversion and probation before judgment opportunities when mental health treatment and compliance provide for the best community outcome and serve the engaged defendant. Missteps and nonlinear journeys to success are expected and work best with supportive and involved pretrial and probation officers.

COLLABORATORS IN THE MHI



Mayor's HSCC
City Manager's
Office & OPA

Map of Criminal Justice Agencies, Partners & Providers for persons with severe mental illness charged with criminal offenses.

General Criteria for the Mental Health Initiative (MHI) Docket




- Serious Mental Illness (SMI) diagnosis or stakeholder referral/recommendation provided
- Defendant engagement in Mental Health treatment or services through agreement with counsel & court orders
- Releases of information ordered/agreed through court action; necessary for the exchange of limited information pertaining to attendance at appointments, participation in treatment and adherence to treatment recommendations (including medication)

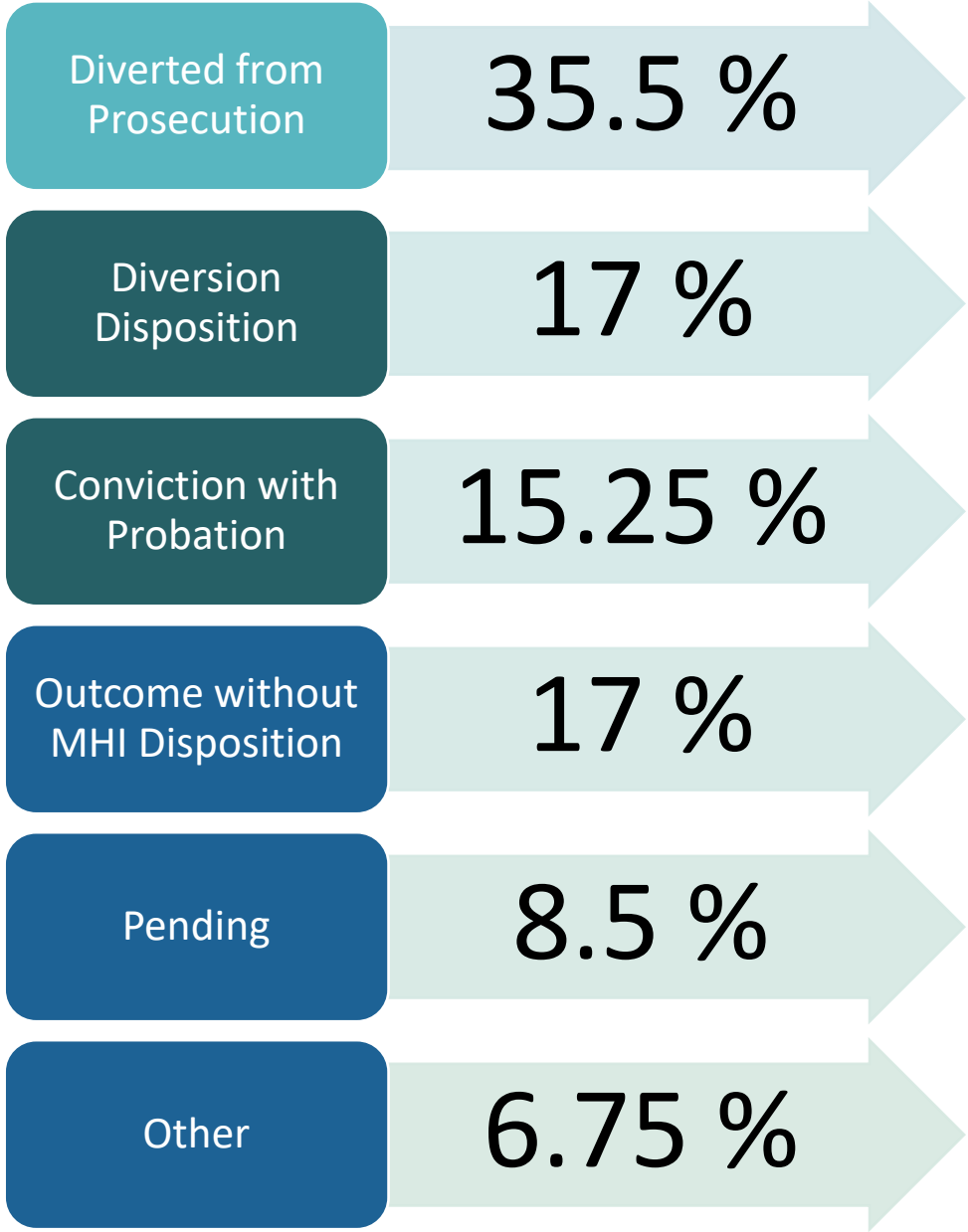


MONTHLY AVERAGE CASES ASSIGNED TO THE MHI

January 1, 2023—December 31, 2023: over 60 new criminal cases assigned to the MHI.



There were 5 Substantial Risk Hearings or Involuntary Commitment Appeals also handled by the CDCA in the Circuit Court in 2023. Additionally, almost 20 other cases identified for the MHI were screened out due to offending behavior (sex crimes or domestic violence), substance abuse use (2) or because there was no severe mental illness diagnosis to explain the criminogenic behavior.



OUTCOMES

Alexandria Sheriff's Office Jail & "Recidivism"

- Academic and government studies indicate that programs for inmates can reduce recidivism. Programs include educational (both academic and vocational) and cognitive behavioral therapy.
- A February 2023 DOC report on recidivism showed that Alexandria FY2018 Community Starters had the lowest recidivism rate in the state at 5.9%. We believe our inmate programs and services contributed to this.



ASO Jail & “Recidivism”

- Inmate participation in jail programming has continued:
 - FY22 36%
 - FY23 46%
 - FY24 39% YTD
- Core programming has been maintained (for ex. GED, ESL, OSHA)
- New programs implemented (for ex. Transfr, Financial Literacy)
- New programs on the horizon
- FY25: Will examine better ways to track effectiveness of programming.
 - ASO Community Advisory Board listening sessions with inmates





Topic Area:

2023 APD Annual Report

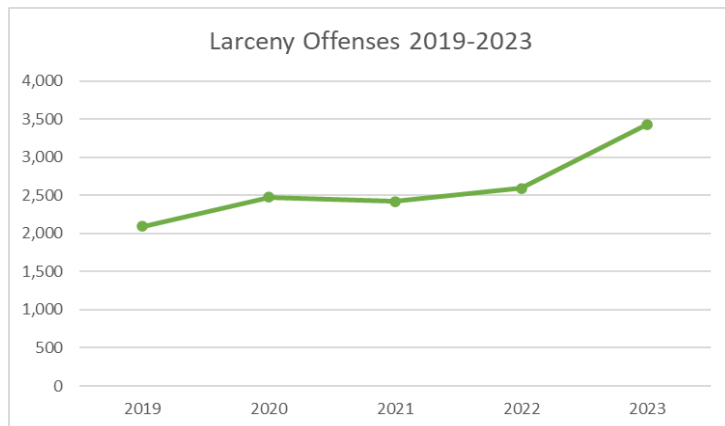
Annual Report Covering

- 2023 Key Takeaways
- 2023 Part I & Part II Crime - Annual Totals
- What is the strategy to address crime and quality of life?

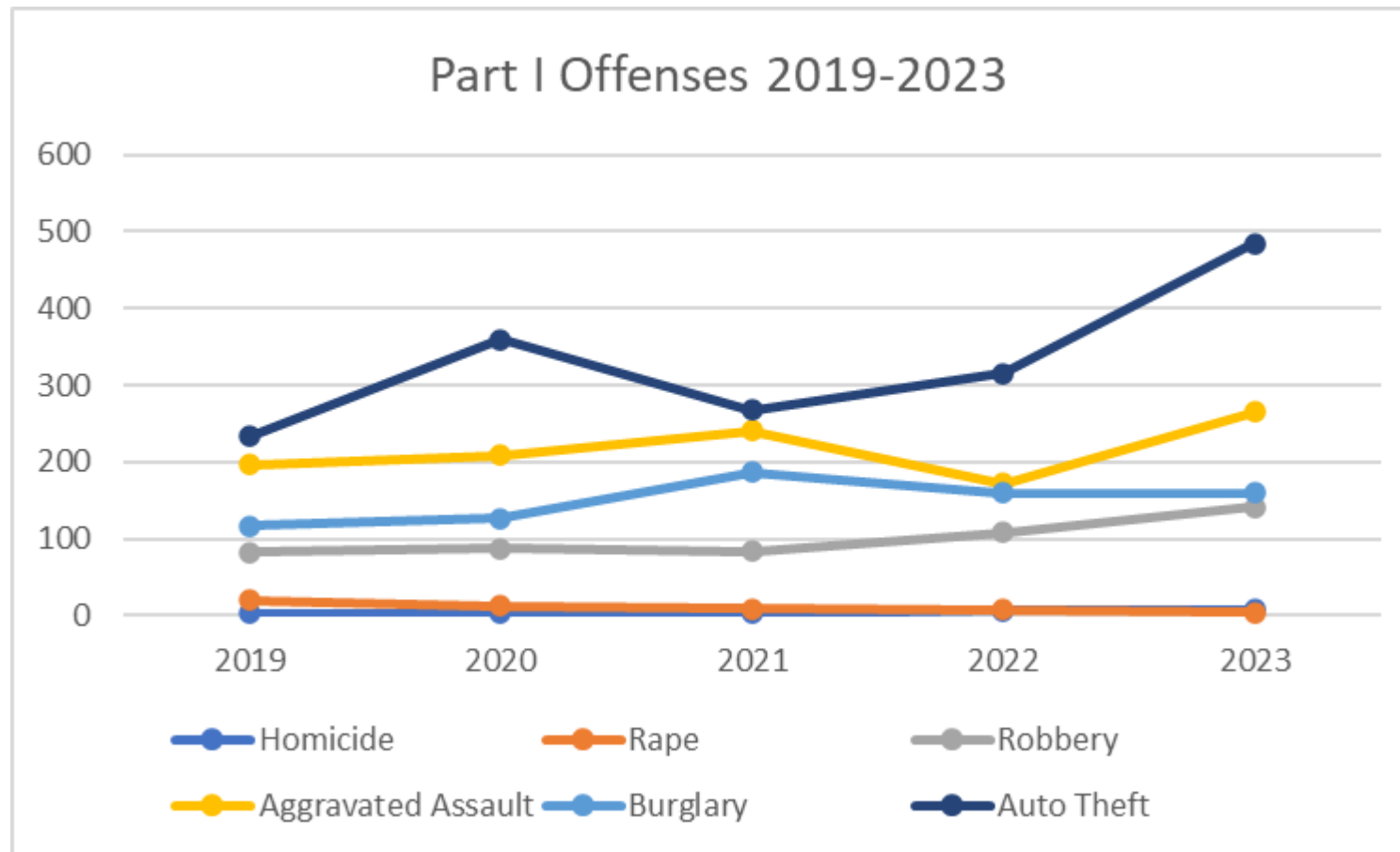
Takeaways from 2023

- Part I Crime increased 33.7% from 2022 to 2023 (+1,132), driven by larceny and auto theft (+1,008).
- Alexandria Co-Response Program (ACORP) had three units each with a specially trained police officer and social worker/clinician, responding to behavioral health calls.
 - Of the 3,014 total emergency behavioral health calls, ACORP responded to 857 (28%).
 - Of the 27 calls to which ACORP responded that met arrest criteria, 23 were diverted from arrest (85%).
- Unofficial crime reports show similar trends regionally and nationally.

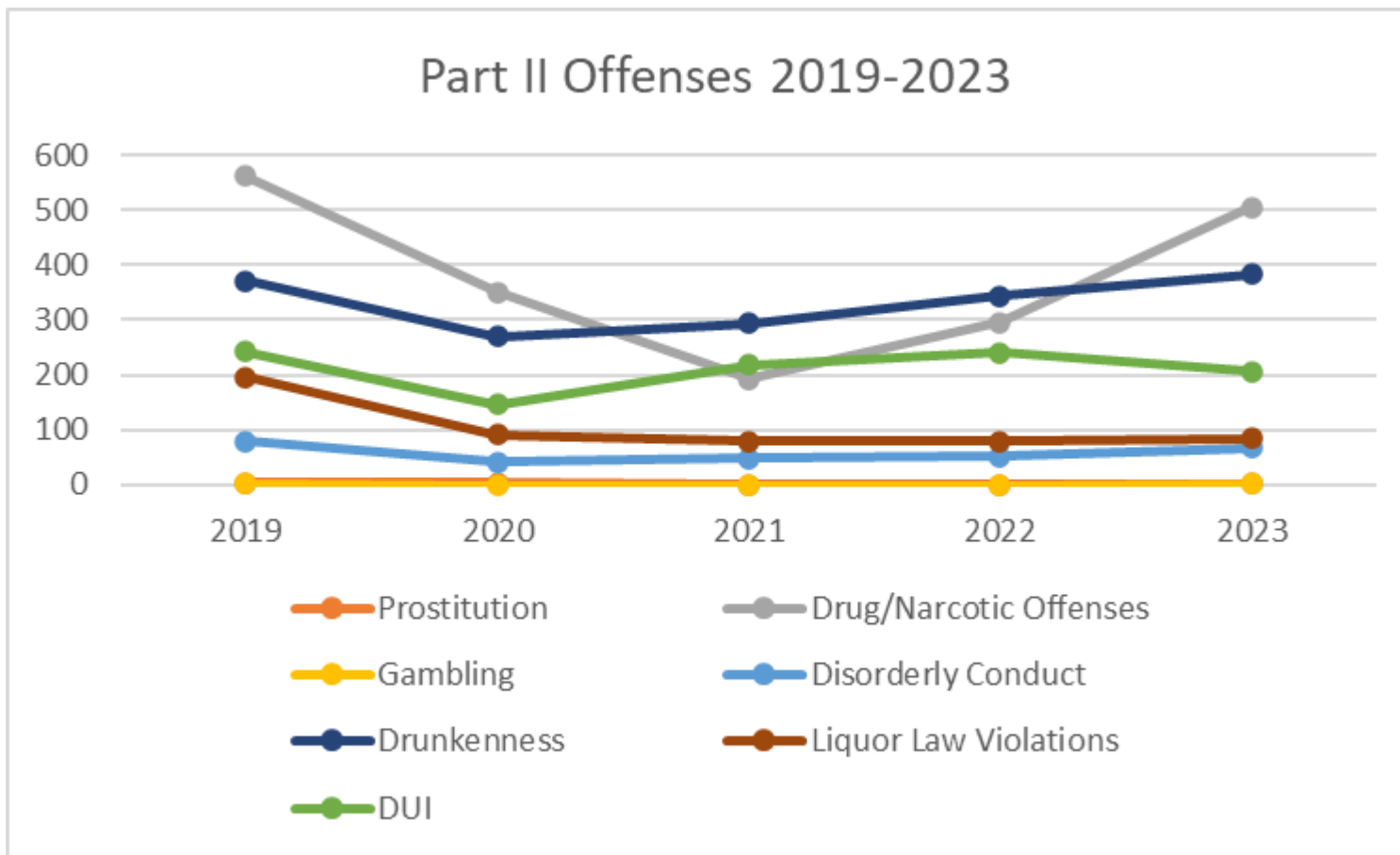
2023 Part I Crime



Annual report data is based on the report date, not the occurred date, in line with FBI reporting requirements.



2023 Part II Crime



Annual report data is based on the report date, not the occurred date, in line with NIBRS reporting requirements.

What We're Doing

- In 2024, we are implementing the following:
 - Re-organizing Patrol Districts, increasing ownership and accountability, being data driven
 - Standing up an additional Violent Crimes Unit charged with the investigation of Shootings & Robberies
 - Staffing all vacant detective positions, increasing capacity for felony follow ups and doubling Property Crime Investigators
- Expanding the Community Engagement Division:
 - Increasing the number of Neighborhood Resource Officers (COPS)
 - Creating a Youth Resource Unit focused on mentoring and connecting with teens not enrolled in school
 - Establishing a Neighborhood Initiatives Team responsible for proactively addressing criminal activity and quality of life issues

Upon implementation, APD will analyze changes in crime numbers to assess outcomes of initiatives.

Topic Area:

Community Criminal Justice Board Updates

FY25 Workplan

The workplan is set prior to the first meeting in September to guide the discussion for the year ahead, though topics may change to reflect the most relevant community needs.

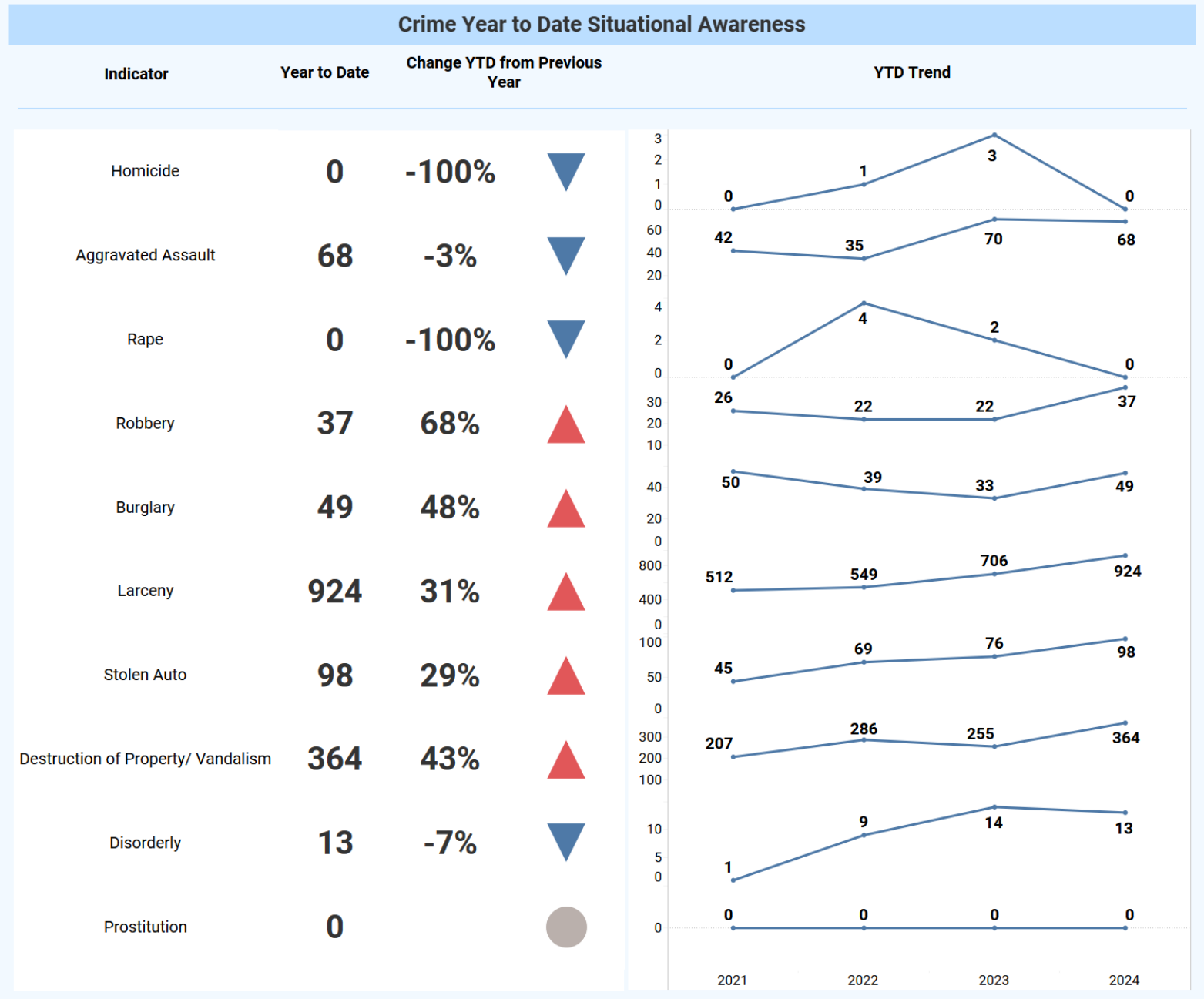
To start the workplan process, staff will review the FY25 priorities for each of the workgroups and committees that inform the Health and Safety Committee.

During the summer, staff will schedule a meeting with the chairs of the workgroups to align priorities.

Discussion on potential topic areas.



Crime YTD



Crime Monthly

