

*Membership you can USE.  
Education you can TRUST.*





## Advantages of ARRS Membership:



**Unlock more than 1,000 hours** of complimentary education across all subspecialties of radiology



**You set your pace** and choose your learning style from a variety of educational tools



**Gain practical insights** for daily practice to improve your diagnostic skills



**Satisfy licensing and practice requirements** with a variety of CME offerings



**Access new learning every month** across multiple platforms at no additional cost



**Save up to 50%** on supplemental education, including the ARRS Annual Meeting.

## Quality Education You Can Trust

The first radiological society in North America, ARRS has been committed to improving health care by advancing the science and practice of radiology for more than a century. As part of our dedication to imaging education in all its forms, ARRS members have on-demand, cross-platform access to education across all subspecialties—so you can choose how and when you want to learn.

## Membership Flexibility

ARRS offers options with a 1-year, 2-year, or 3-year membership. When you select a multi-year membership you save money and ensure uninterrupted access to outstanding benefits that are useful in any stage of your career.

Learn and earn credit on your schedule, across a variety of on-demand platforms.

## Education for All Major Subspecialties

- Breast Imaging
- Cardiac Imaging
- Chest Imaging
- Emergency Radiology
- Gastrointestinal Imaging
- Genitourinary Imaging
- Musculoskeletal Imaging
- Neuroradiology
- Noninterpretive Skills
- Nuclear Medicine
- Pediatric Imaging
- Ultrasound
- Vascular and Interventional Radiology

## 1,000+ hours of education

Members have access to more than 1,000 hours of education, covering all subspecialties of radiology. Strengthen your practice-based knowledge by making ARRS your medical imaging society.



## American Journal of Roentgenology

The official journal of the American Roentgen Ray Society, the *American Journal of Roentgenology* (AJR) is the world's longest continuously published general radiology journal. Recognized as a leader in the field for over 100 years, the "yellow journal" is for medical imaging professionals who need clinically useful information, as well as cutting-edge research.

AJR delivers the latest original research and clinical perspectives to enhance your imaging practice:

- Multiple CME credits available every month
- Accepted Manuscripts, giving you rapid access to essential research
- Impact factor of 6.582
- Podcasts to hear overviews of topical articles
- Author Videos offering fresh perspectives
- Visual Abstracts providing snapshots of featured articles
- Recognized as a top radiology journal for citations

## AJR PODCASTS

Listen in as our team of resident and fellow Podcast Editors critique articles and provide synthesized overviews of timely research from the "yellow journal" for in-training and practicing radiologists alike.

Subscribe through Apple Podcasts, Google Play, Spotify, or your favorite podcast service to get the latest episodes delivered straight to your Apple or Android device.



# ARRS

## Member Benefits



### Web Lectures

Learn from expert faculty on demand. Free with membership, ARRS Web Lectures are packed with practice-based information to advance your performance. New Web Lectures are released monthly and cover a variety of topics and subspecialties, including:

- Spine Imaging: What the Surgeon Wants to Know
- Non-traumatic Neuroradiological Emergencies
- Tips in Interpreting Chest Radiograph
- Imaging of Abdominal Emergencies
- Trauma and Emergency Imaging Part 1
- New Breast Imaging Topics
- Liver Imaging: Cirrhosis & Malignancy

### Quick Bytes

#### Micro-learning for CME on the go!

Quick Bytes are a member-exclusive benefit that provides 20-minute videos on specific topics in radiology for CME anytime, anywhere. No need to answer questions—simply watch the video, fill out a brief survey, and CME will automatically be logged in your ARRS Credit Transcript.

Here are just a few of our short lectures available as ARRS Quick Bytes:

- Hot Spine: Infected or Inflamed?
- Bosniak Classification: Brief Review, Challenges, & Updates
- 3D Imaging of ACL and Meniscus Injuries
- Blunt Splenic Trauma
- Emergency Radiology Staffing in Difficult Times
- Advances in Colonic Imaging



### InPractice

Our flagship member publication, ARRS *InPractice* provides trusted insights for the practicing radiologist—both in print and online at [ARRSinPractice.org](https://www.arrsinpractice.org). Featuring experts in the field detailing emerging innovations and debating provocative subjects directly affecting clinical and commercial imaging, each issue also updates members on the latest ARRS news, educational programs, and professional development opportunities.



## AJR Live Webinar Series

Experience another dimension of the “yellow journal” with credit. *AJR* Live Webinars feature leading authorities discussing some of *AJR*’s most controversial, cutting-edge articles—broadcasted each month, live and online, with CME.

Here are some of our most recent presentations:

- AI for Screening Mammography: Current Applications & Clinical Implementation
- MRI Follow-up of Multiple Sclerosis: to Gad or not to Gad
- The Pain Crisis: Interventional Radiology’s Role in Pain Management
- Update on Contrast-Enhanced Digital Mammography and the Utility of Targeted Ultrasound in Predicting Malignancy
- And More!

## Virtual Symposium Series

ARRS offers online, live symposia throughout the year. These courses allow registrants to ask faculty questions and have on demand access to recordings and CME credit claiming for one year. Virtual Symposia are free for ARRS In-Training members and are offered at a discounted rate for active practice members. Course topics include:

- Update on Breast Imaging
- Stroke Update
- Liver, Pancreatic, and Biliary Tumors
- Emergency Radiology
- And more!



**“ARRS speaks to almost everything that a practicing radiologist needs to know.”**

*—Erik Paulson, MD*

# ARRS

## Popular Online Courses



### Save 20% on Online Courses with coupon code **GUIDE23**

ARRS members receive discounts on all Online Courses, and ARRS has more titles than ever before—all taught by experts across the spectrum of radiology. Earn credit at your own pace and continue to access videos for up to 10 years. Here are some of our most popular Online Courses:



#### Stems to Sternum: Sports Imaging Inside and Out

**Earn 27 CME Credits**

This Online Course provides critical updates from esteemed sports medicine experts regarding clinically essential anatomy, including imaging of the tendon, muscle, ligament, cartilage, and bone of the extremities.

**ARRS Member price: \$745**

**ARRS In-Training Member price: \$375**

**Nonmember price: \$995**



#### Imaging in the ED: A Practical Update of Emergency Radiology

**Earn 29.5 CME Credits**

Reevaluate the present state of imaging and protocols for a variety of suspected or known disorders in emergency settings. *This course includes an accompanying book shipped at no additional cost.*

**ARRS Member price: \$745**

**ARRS In-Training Member price: \$375**

**Nonmember price: \$995**



#### Practical Dual-Energy CT Throughout the Body

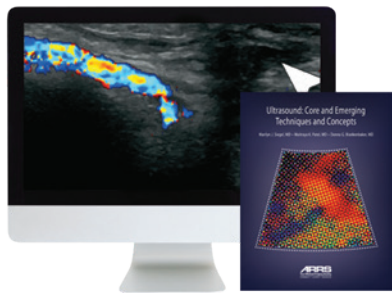
**Earn 25 CME Credits**

Proven useful in a wide array of applications—specific clinical indications and common incidental findings alike—this Online Course covers the equipment and protocols to effectively utilize this modality in everyday practice. *This course includes an accompanying book shipped at no additional cost.*

**ARRS Member price: \$745**

**ARRS In-Training Member price: \$375**

**Nonmember price: \$995**



## Ultrasound: Core and Emerging Techniques and Concepts

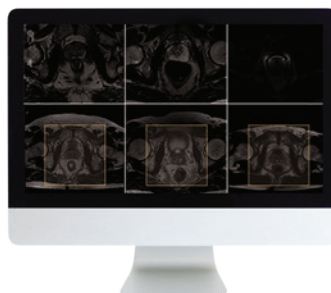
### Earn 29.5 CME Credits

Covering both conventional and advanced diagnostic techniques, this Online Course updates the latest clinical information on a variety of specialties, including abdomen, chest, musculoskeletal, and vascular imaging. *This course includes an accompanying book shipped at no additional cost.*

ARRS Member price: \$745

ARRS In-Training Member price: \$375

Nonmember price: \$995



## Pearls and Pitfalls in Prostate and Pelvic Imaging

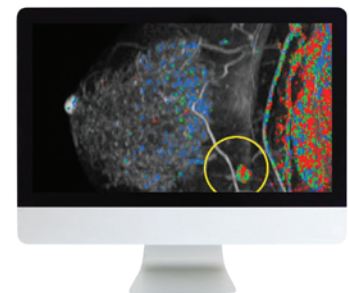
### Earn 8 CME Credits

This Online Course provides a practical overview and update on clinically relevant topics in prostate and female pelvic imaging, including solutions for implementing a robust clinical prostate program, MR protocols for the pelvis, PI-RADS v2.1, and more.

ARRS Member price: \$445

ARRS In-Training Member price: \$225

Nonmember price: \$695



## Breast Imaging Pearls and Pitfalls: Traditional and Novel Imaging Approaches

### Earn 8.5 CME Credits

This Online Course offers a clinically focused review of recent innovations in multimodality breast imaging, including the latest developments in percutaneous biopsies, interventional techniques, screening examinations, AI, and more.

ARRS Member price: \$445

ARRS In-Training Member price: \$225

Nonmember price: \$695

## View more Online Courses at [arrs.org/OnlineCourses](https://www.arrs.org/OnlineCourses)

### FREE Online Courses for Members

ARRS members receive select Online Courses at no cost—all part of membership. Free member Online Courses include:

- COVID-19: Prevailing Clinical, Imaging, Healthcare and Economic Issues of 2022
- Quality Improvement: Basic Concepts and Team-Based Approaches to Facilitate Change
- Radiology Payment Systems: Present and Future
- Mass Casualty Incidents: Introduction for Imagers
- Molecular Imaging and Therapy of Prostate Cancer
- And more!



Ultrasound: Core and Emerging Techniques and Concepts: The ARRS designates this enduring material for a maximum of 29.5 AMA PRA Category 1 Credit(s)<sup>™</sup>. Physicians should claim only the credit commensurate with the extent of their participation in the activity.

Pearls and Pitfalls in Prostate and Pelvic Imaging: The ARRS designates this enduring material for a maximum of 8.00 AMA PRA Category 1 Credit(s)<sup>™</sup>. Physicians should claim only the credit commensurate with the extent of their participation in the activity.

Breast Imaging Pearls and Pitfalls: Traditional and Novel Imaging Approaches: The ARRS designates this enduring material for a maximum of 8.50 AMA PRA Category 1 Credit(s)<sup>™</sup>. Physicians should claim only the credit commensurate with the extent of their participation in the activity.

*CONNECT • LEARN • ADVANCE*



*Membership you can USE.  
Education you can TRUST.*