

Ordering Information

SAMPLE ORDER NUMBER: **T2A1N-B-3-UL**

Catalog Number	Description
T2A1N-B-3-UL	NEMA Telecell - 120-277VAC, NEMA type, Black, UL Listed ¹
T2A1P-B-3-UL	Internal NEMA Post Top Telecell - 120-277VAC, Internal Post Top, Black, UL Listed ²
T2A1U-G-3	Two Part Internal Telecell - 120-277VAC, Two part Internal, Gray ^{2,3}
T2A4N-Y-3-UL	NEMA Telecell - 347-480VAC, NEMA type, Yellow, UL Listed ⁴




NOTES:

- Contact factory for alternative colors.
- Antenna is required and must be ordered separately.
- Contact factory for external conduit entry version.
- Contact factory for 480VAC availability.

Antenna Order Information (Required for Post Top and Two-Part Internal Versions - Order Separately)

Catalog Number	Description
ANT-S-EF-M	Easy Fit Internal Telecell Antenna - 915MHz SMA (image 1 below)
ANT-S-LP-A	Low Profile Internal Telecell Antenna - 915MHz SMA (image 2 below)
ANT-S-TW-A	Twig Internal Telecell Antenna - 915MHz SMA (image 3 below)

Antenna Options

1. Easy-Fit (ANT-S-EF-M)	2. Low Profile (ANT-S-LP-A)	3. Twig (ANT-S-TW-A)
		
H: 130mm [5.12"]	H: 104mm [4.09"]	H: 102mm [4.02"]

Product Specifications

Construction

120-277VAC / 347-480VAC Versions:

- Housing Material: UL rated polycarbonate
- IP Rating: IP66
- Temperature (°C/°F): -40° to +70°/-40° to +158°
- Relative Humidity Range: 5% - 95%
- UV Resistance: UL UV (F1) rated

Certifications

120-277VAC / 347-480VAC Versions:

- Standards Available: FCC/UL/IC
- Manufacturing: ISO9001 and ISO14001

Electrical

120-277VAC / 347-480VAC Versions:

- Voltage (nominal): 120-277VAC
- Wattage (typical): 0.7W
- Switching: 10A
- Dimming (on board): 0-10V or DALI
- Surge Protection: 10kV/5kA (tested to ANSI 136.1)

347-480VAC Version only:

- Voltage (nominal): 347-480VAC
- Wattage (typical): 2.2W
- Switching: 5A
- Dimming (on board): 0-10V or DALI
- Surge Protection: 6kV/3kA (tested to ANSI 136.1)

Accuracy

120-277VAC / 347-480VAC Versions:

- Metering: High accuracy revenue grade(<0.5%)
- Location: 2.5M or 8.2FT CEP

UNB Radio

120-277VAC / 347-480VAC Versions:





- Supported bands: 902-928 MHz
- Receiver Sensitivity (min): -124dBm
- Transmit power (max ERP): 25-100 mW

NFC Radio

120-277VAC / 347-480VAC Versions:

- Supported

Physical Attributes

	 NEMA	 2-Part	 Post Top	 480V NEMA
Connections	5/7 PIN (ANSI C136.41) 3 PIN (ANSI C136.10)	5 Wire (Dimming) 3 Wire (ON / OFF Only)	5/7 PIN (ANSI C136.41) 3 PIN (ANSI C136.10)	5/7 PIN (ANSI C136.41) 3 PIN (ANSI C136.10)
Dimensions (H x D)	2.31" x 3.41" [58.6 x 86.6mm]	1.34" x 3.5" [34 x 89mm]	2.31" x 3.41" [58.6 x 86.6mm]	4.47" x 3.46" [113.5 x 87.9mm]
Antenna	Internal	External*	External*	Internal

NOTES: *Purchased separately