



## Bartenders

Mix and serve drinks to patrons, directly or through waitstaff.

### Cognitive and mental requirements

The qualifications that workers need to use judgment, make decisions, interact with others, and adapt to changes in jobs.

In 2023, work was reviewed by a supervisor more than once per day for 54.0 percent of bartenders, and once per day for 37.9 percent.

**Table 1. Percentage of bartenders with cognitive and mental requirements, 2023**

Requirement	Yes	No
<b>Pace: Pause control</b>	26.9	73.1
<b>Interaction with general public</b>	>99.5	<0.5
<b>Working around crowds</b>	5.0	95.0
<b>Telework</b>	<0.5	>99.5
<b>Work review: Supervising others</b>	<0.5	>99.5
<b>Work review: Presence of supervisor</b>	71.0	29.0

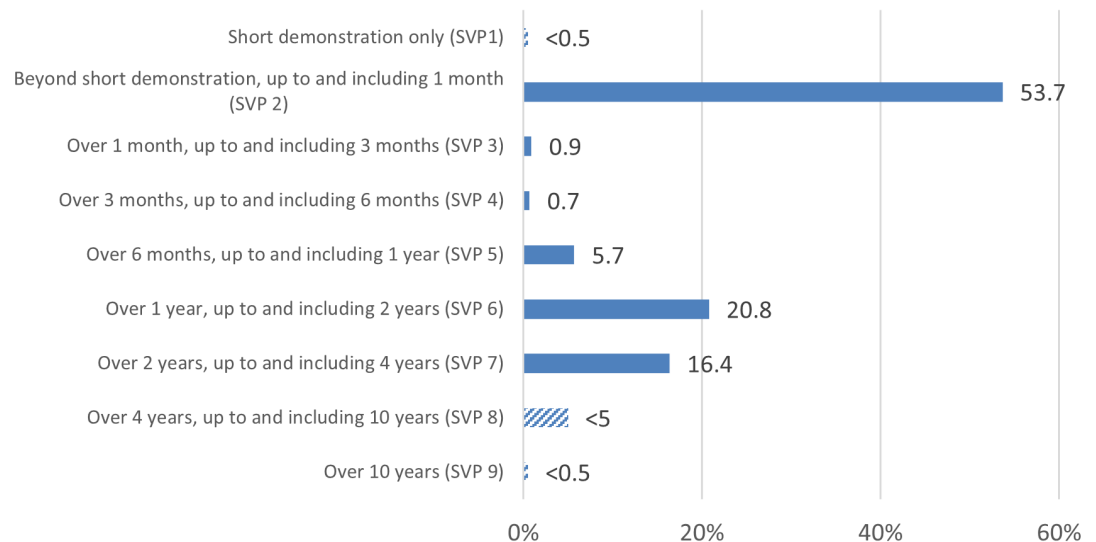
Source: U.S. Bureau of Labor Statistics, Occupational Requirements Survey

### Education, training, and experience requirements

The minimum level of formal education required, credentials necessary, on-the-job training, and prior work experience necessary for average performance in jobs.

In 2023, credentials were required for 51.2 percent of bartenders. Prior work experience was required for 44.1 percent and on-the-job training was required for 96.4 percent.

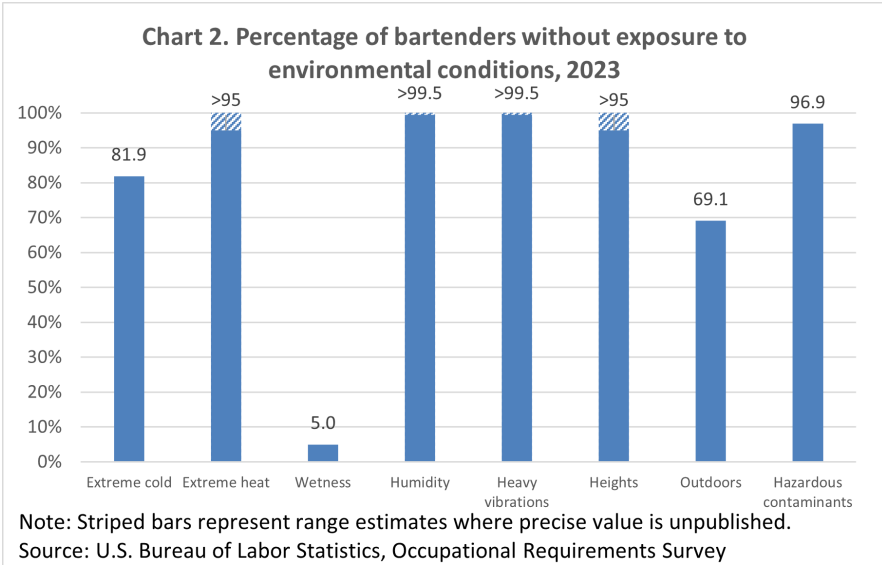
**Chart 1. Percentage of bartenders by specific preparation time (SVP) level, 2023**



Note: Striped bars represent range estimates where precise value is unpublished.

Source: U.S. Bureau of Labor Statistics, Occupational Requirements Survey

No minimum education was required for 71.7 percent of bartenders.



**Environmental conditions**

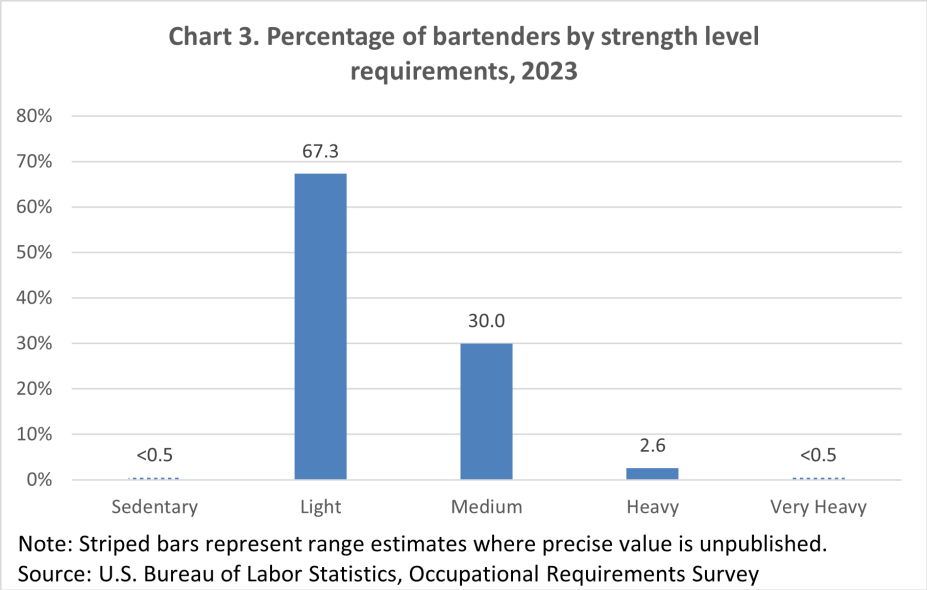
The various tangible or concrete hazards or difficulties that are in the vicinity of where jobs’ critical tasks are performed.

In 2023, 81.9 percent of bartenders were not exposed to extreme cold, and greater than 95 percent were not exposed to extreme heat. Wetness was not present for 5.0 percent, greater than 99.5 percent were not exposed to heavy vibrations, and 69.1 percent were not exposed to the outdoors.

**Physical demands**

Refer to the physical activities required to perform tasks in jobs. The presence and, in some cases, duration of these activities are published.

In 2023, reaching at or below the shoulder was required for greater than 85 percent of bartenders and was not required for less than 15 percent. For 5.4 percent of workers, reaching at or below the shoulder was seldom performed, for 54.7 percent reaching at or below the shoulder occurred occasionally, 33.9 percent frequently, and for less than 5 percent reaching at or below the shoulder occurred constantly.



Performing work in low postures was required for 85.8 percent of bartenders and was not required for 14.2 percent.

On average, bartenders spent 1.6 percent of the workday sitting and 98.4 percent of the workday standing.

**Table 2. Percentage of bartenders with physical demands, 2023**

Requirement	Yes	No
Choice of sitting or standing	<0.5	>99.5
Driving	0.7	99.3
Climbing structure-related ramps or stairs	18.2	81.8

Source: U.S. Bureau of Labor Statistics, Occupational Requirements Survey