


SCHOOL SNAPSHOT

Student count

Demographics

Strategic Plan Metrics



NOVEMBER 2023

261
STUDENTS

43%
Free & Reduced
Lunch

20%
Individualized Education
Program

10%
English Learners

34%
Students of the Global
Majority



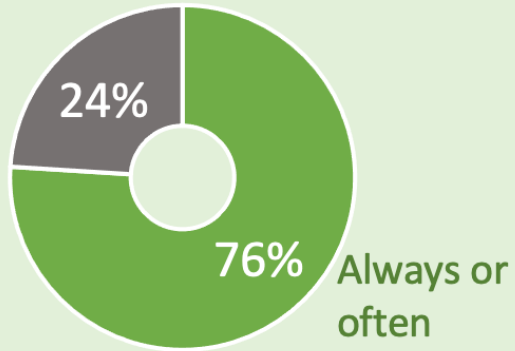
CHAMPLAIN ELEMENTARY

SY 22-23 STRATEGIC PLAN METRICS

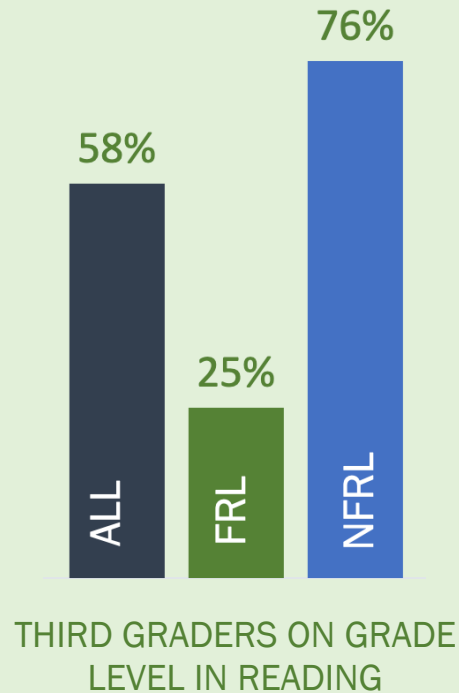


1

Students reported feeling that they belong in their school (Grades 3-5).



2



4

2

TEACHERS OF THE GLOBAL MAJORITY

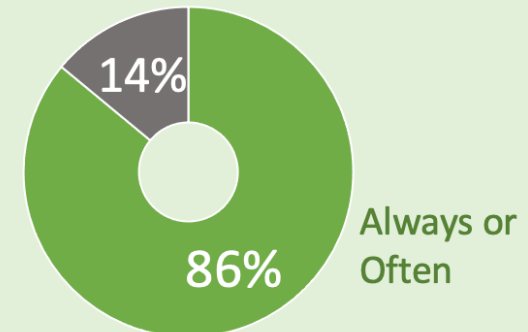


5

5

SUSPENSIONS

Students reported that the adults at school treated all students fairly (Grades 3-5).



218
STUDENTS

50%
Free & Reduced
Lunch

22%
Individualized Education
Program

15%
English Learners

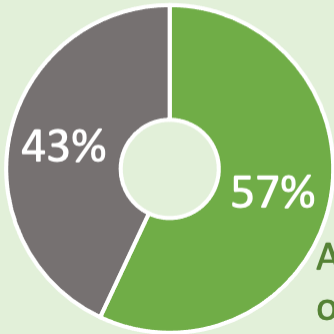
46%
Students of the Global
Majority



EDMUNDS ELEMENTARY

1

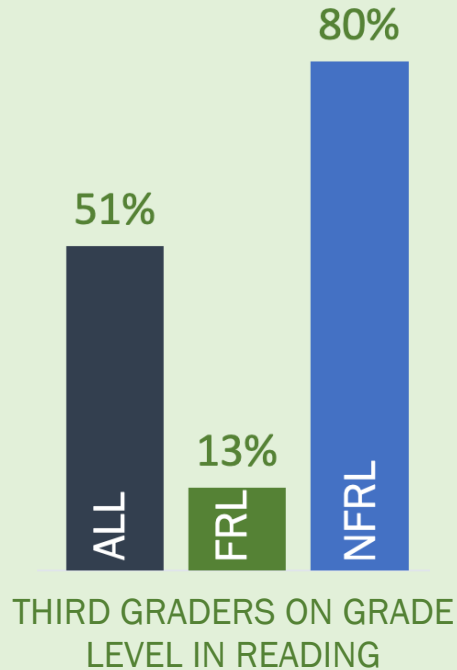
Students reported feeling that they belong in their school (Grades 3-5).



Always or often



2



4

0

TEACHERS OF THE GLOBAL MAJORITY

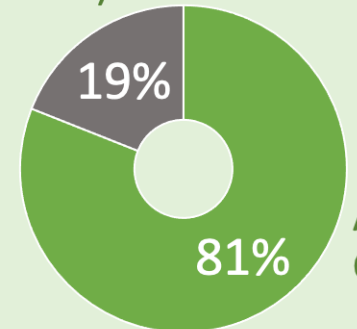


5

24

SUSPENSIONS

Students reported that the adults at school treated all students fairly (Grades 3-5).



Always or Often

283
STUDENTS

55%
Free & Reduced
Lunch

25%
Individualized Education
Program

18%
English Learners

34%
Students of the Global
Majority

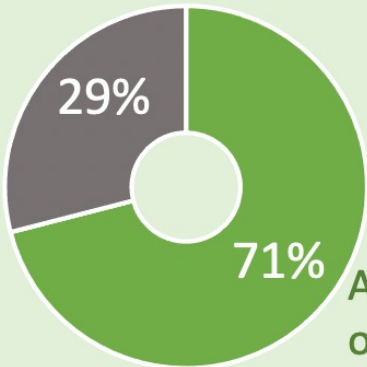


JJ FLYNN ELEMENTARY

SY 22-23 STRATEGIC PLAN METRICS

1

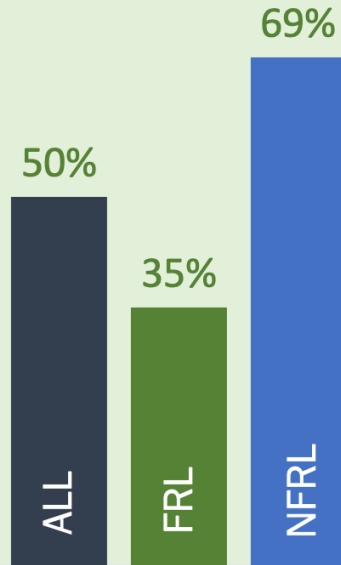
Students reported feeling that they belong in their school.



Always or often



2



THIRD GRADERS ON GRADE LEVEL IN READING

4

0

TEACHERS OF THE GLOBAL MAJORITY

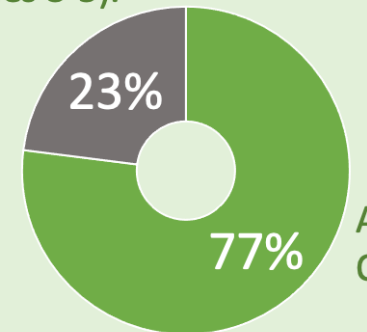


5

2

SUSPENSIONS

Students reported that the adults at school treated all students fairly (Grades 3-5).



Always or Often

226
STUDENTS

61%
Free & Reduced
Lunch

15%
Individualized Education
Program

24%
English Learners

52%
Students of the Global
Majority

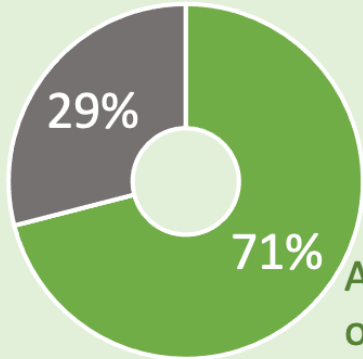


SY 22-23 STRATEGIC PLAN METRICS

INTEGRATED ARTS ACADEMY

1

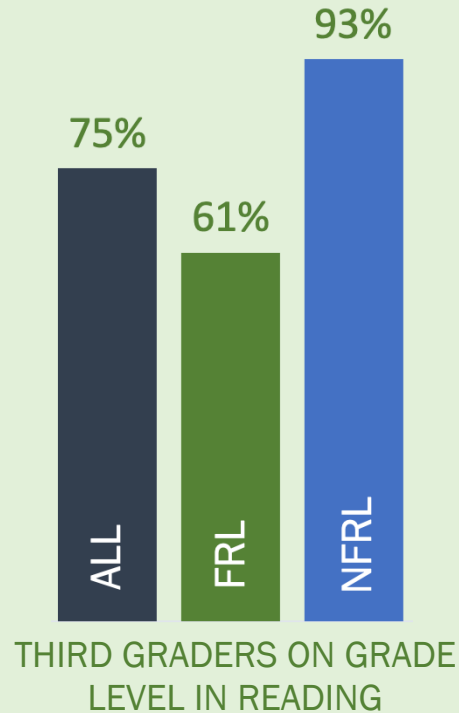
Students reported feeling that they belong in their school (Grades 3-5).



Always or often



2



4

1

TEACHERS OF THE GLOBAL MAJORITY

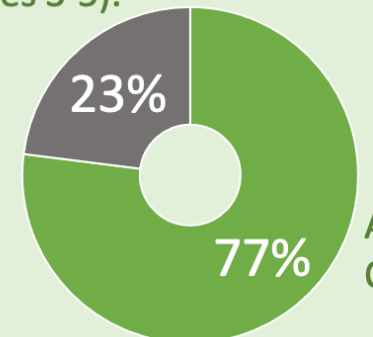


5

5

SUSPENSIONS

Students reported that the adults at school treated all students fairly (Grades 3-5).



Always or Often

186
STUDENTS

57%
Free & Reduced
Lunch

17%
Individualized Education
Program

22%
English Learners

52%
Students of the Global
Majority



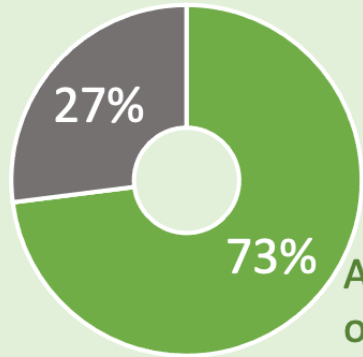
SY 21-22 STRATEGIC PLAN METRICS



SUSTAINABILITY ACADEMY

1

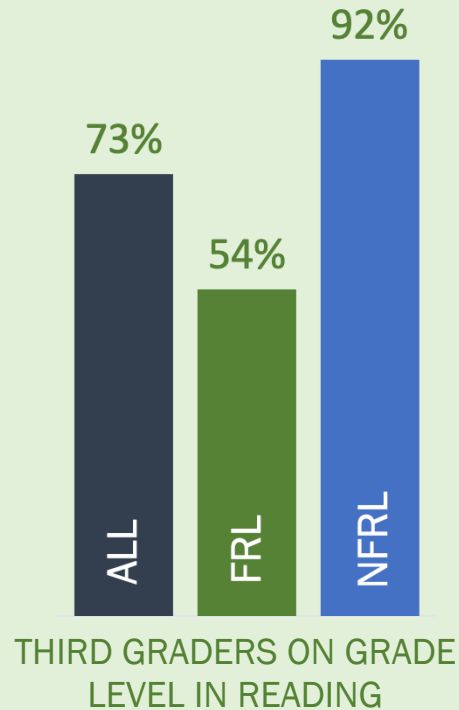
Students reported feeling that they belong in their school (Grades 3-5).



Always or often



2



4

1

TEACHERS OF THE GLOBAL MAJORITY

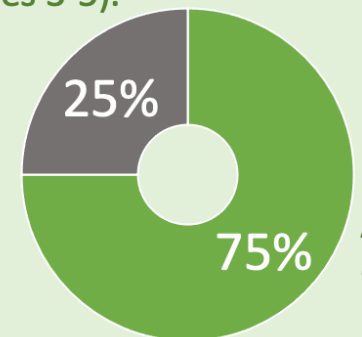


5

1

SUSPENSIONS

Students reported that the adults at school treated all students fairly (Grades 3-5).



Always or Often

236

STUDENTS

31%

Free & Reduced
Lunch

15%

Individualized Education
Program

11%

English Learners

28%

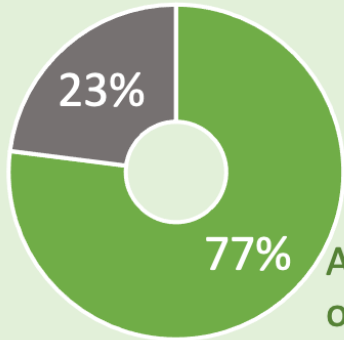
Students of the Global
Majority



CP SMITH ELEMENTARY

1

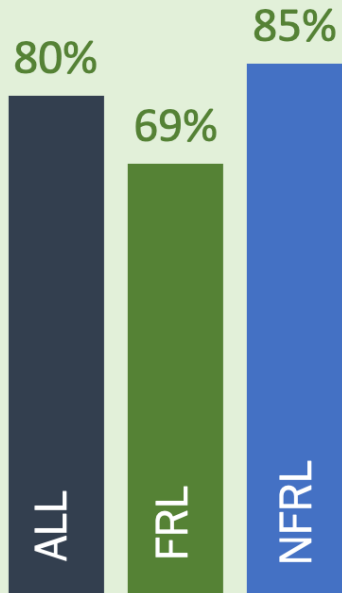
Students reported feeling that they belong in their school (Grades 3-5).



Always or
often



2



THIRD GRADERS ON GRADE
LEVEL IN READING

4

0

TEACHERS
OF THE
GLOBAL
MAJORITY

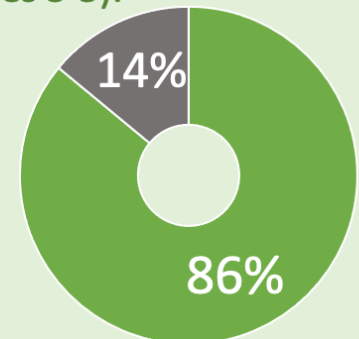


5

3

SUSPENSIONS

Students reported that the adults
at school treated all students fairly
(Grades 3-5).



Always or
Often

354
STUDENTS

53%
Free & Reduced
Lunch

25%
Individualized Education
Program

16%
English Learners

44%
Students of the Global
Majority



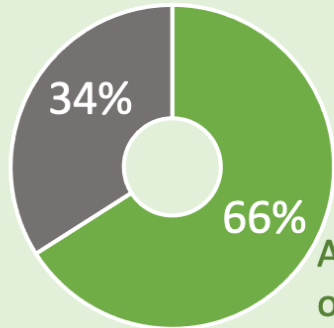
SY 22-23 STRATEGIC PLAN METRICS



EDMUNDS MIDDLE SCHOOL

1

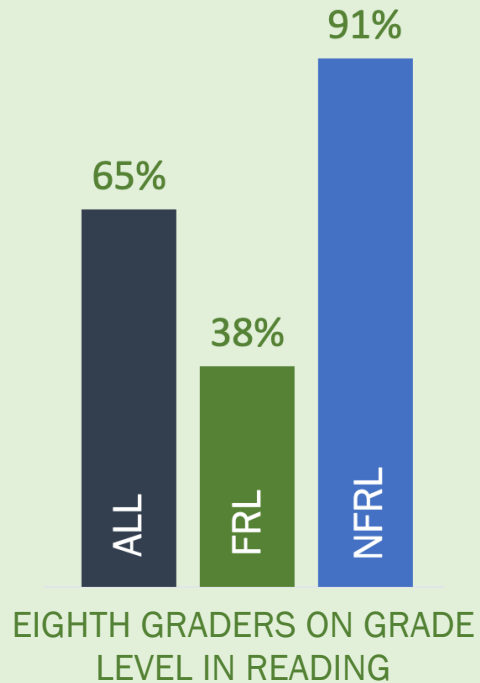
Students reported feeling that they belong in their school.



Always or often



2



4

5

TEACHERS OF THE GLOBAL MAJORITY

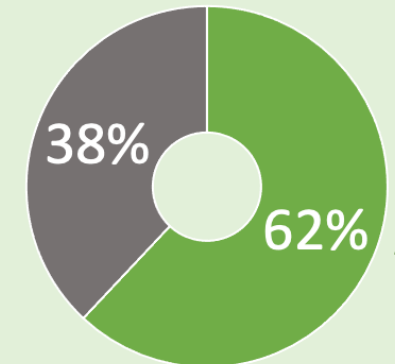


5

63

SUSPENSIONS

Students reported that the adults at school treated all students fairly.



Always or Often

331
STUDENTS

51%
Free & Reduced
Lunch

20%
Individualized Education
Program

16%
English Learners

35%
Students of the Global
Majority

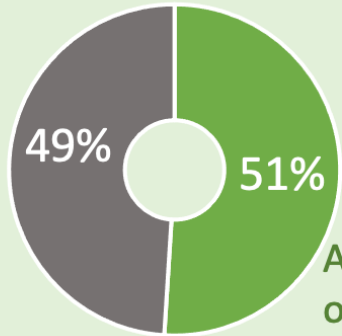


HUNT MIDDLE SCHOOL

SY 22-23 STRATEGIC PLAN METRICS

1

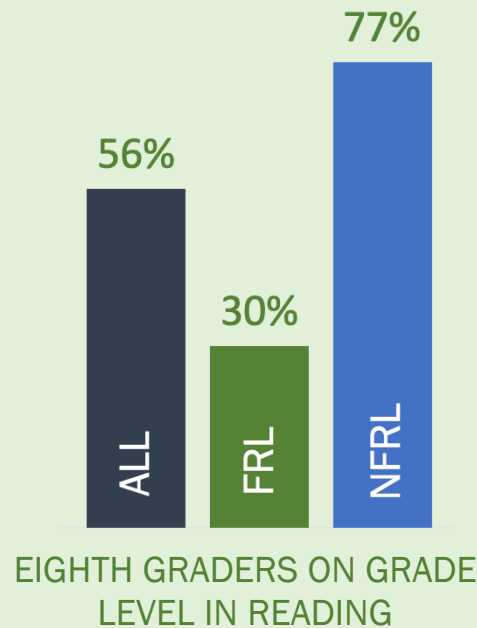
Students reported feeling that they belong in their school.



Always or often



2



4

1

TEACHERS OF THE GLOBAL MAJORITY

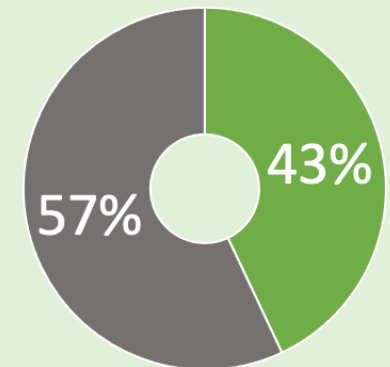


5

103

SUSPENSIONS

Students reported that the adults at school treated all students fairly.



Always or Often

930
STUDENTS

47%
Free & Reduced
Lunch

17%
Individualized Education
Program

16%
English Learners

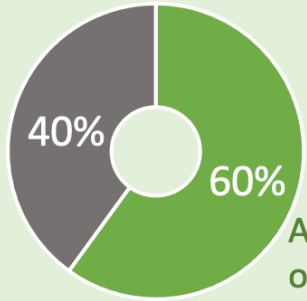
39%
Students of the Global
Majority



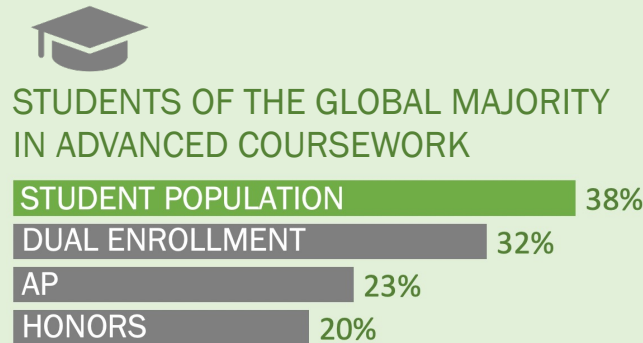
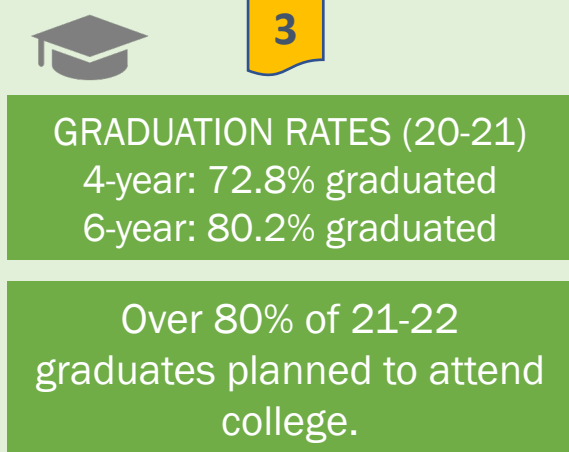
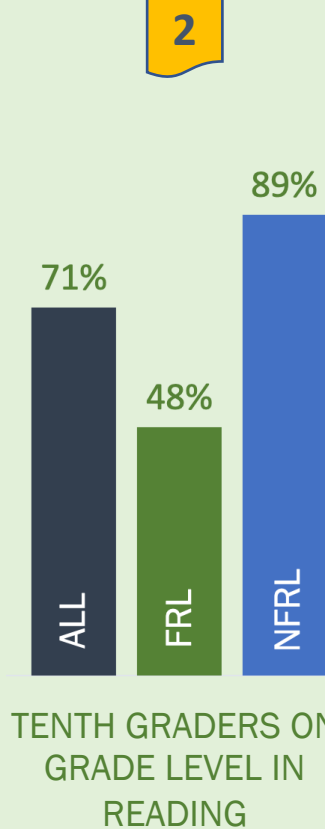
BURLINGTON HIGH SCHOOL

SY 22-23 STRATEGIC PLAN METRICS

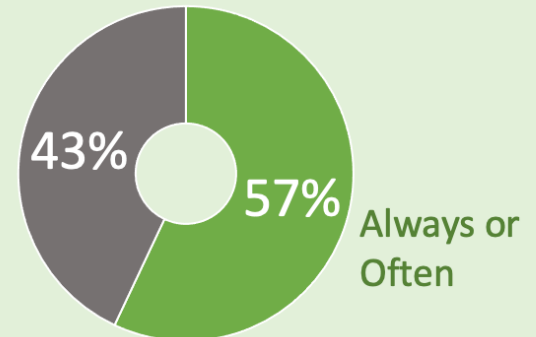
1
Students reported feeling that they belong in their school.



Always or often



Students reported that the adults at school treated all students fairly.



223
(80 BHS)

52%
Free & Reduced Lunch

11%
Individualized Education Program

10%
English Learners

28%
Students of the Global Majority



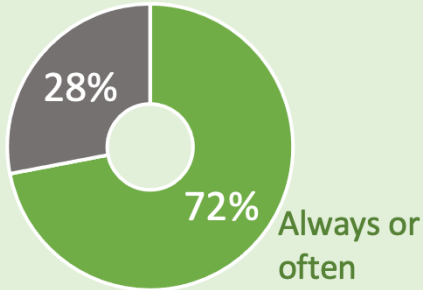
SY 22-23 STRATEGIC PLAN METRICS



BURLINGTON TECHNICAL

1

Students reported feeling that they belong in their school.



2

43%

OF CONCENTRATORS EARNED A 5 OR HIGHER ON THE WORKKEYS READING ASSESSMENT

53%

OF CONCENTRATORS EARNED A 5 OR HIGHER ON THE WORKKEYS MATH ASSESSMENT

STUDENTS SCORED ABOVE THE STATE NEGOTIATED TARGETS IN BOTH READING AND MATH

3

89% of students went on to a job, post-secondary education or the military.

70%

OF STUDENTS EARNED POST-SECONDARY CREDITS

17%

OF STUDENTS EARNED INDUSTRY-RECOGNIZED CREDENTIALS

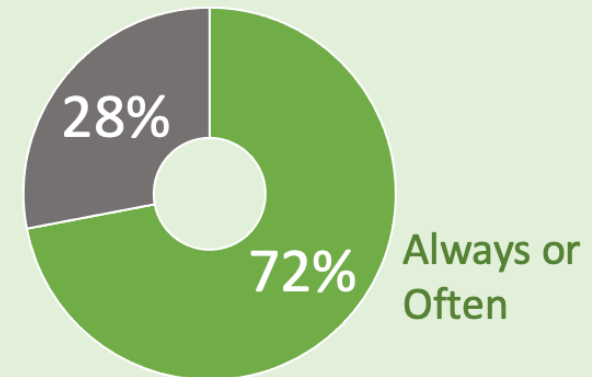
4

2

TEACHERS OF THE GLOBAL MAJORITY

5

Students reported that the adults at school treated all students fairly.



70
STUDENTS

70%
Free & Reduced
Lunch

37%
Individualized Education
Program

<10%
English Learners

30%
Students of the Global
Majority



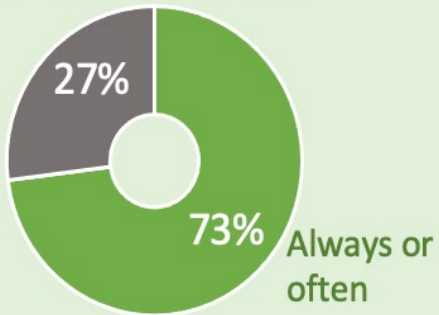
SY 22-23 STRATEGIC PLAN METRICS



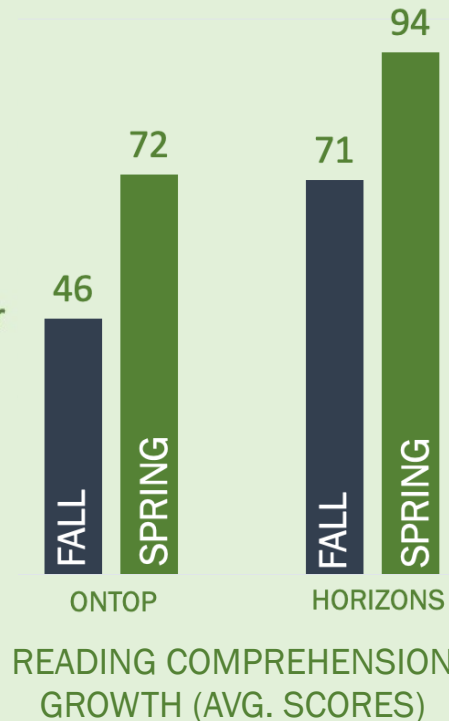
ONTOP/HORIZONS

1

Students reported feeling that they belong in their school.



2



3



OnTop and Horizons are the Burlington School District's alternative high schools.

Approximately 65 students per year attend these schools to provide flexible pathways to graduation.



91% of eligible students graduated in 22-23.

4

0

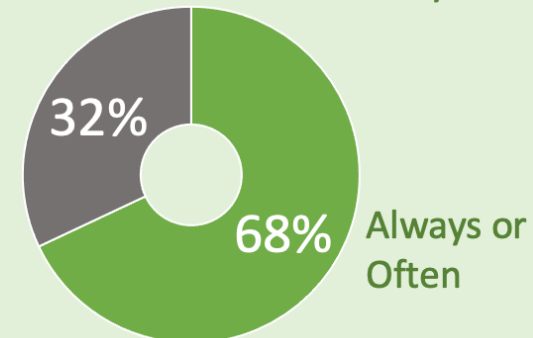
TEACHERS OF THE GLOBAL MAJORITY

5

2

SUSPENSIONS

Students reported that the adults at school treated all students fairly.



152

STUDENTS

61%

Free & Reduced
Lunch

36%

Individualized Education
Program

N/A

English Learners


49%

Students of the Global
Majority




SY 22-23 STRATEGIC PLAN METRICS

EARLY EDUCATION



1

PreK students
at all 6 BSD
Elementary
Schools.



2



All PreK students
attend school for more
than the 10 hour state
minimum
requirement.

4

0

TEACHERS
OF THE
GLOBAL
MAJORITY



5

0

SUSPENSIONS

All PreK classrooms
hold Restorative
Circles 1-2 times
per week.