

COUNTY OF CAMDEN

**OFFICIAL  
ELECTION  
RESULTS**

**2012  
Democrat & Republican  
Primary Election**

**June 5, 2012**



Making It Better, Together.

June 5, 2012

Turnout Report  
Camden County**Registration and Turnout**

Active Registration	358,048
<u>Inactive Registration</u>	<u>0</u>
<b>Total Registration</b>	<b>358,048</b>

Election Day	23,393	6.53%
Mail-In Ballot	2,409	0.67%
Provisional	95	0.03%
Rejected Ballots	0	0.00%
Emergency	0	0.00%
<b>Total Turnout</b>	<b>25,897</b>	<b>7.23%</b>

Party	Active	Inactive	Total
Democratic Registration	137,711	0	137,711
Republican Registration	43,237	0	43,237
Independent Registration	166,500		
<u>Registration</u>	<u>0</u>		
<b>Total Registration</b>	<b>347,448</b>	<b>0</b>	<b>180,948</b>



**COUNTY OF CAMDEN  
PRIMARY ELECTION - DEMOCRAT  
JUNE 5, 2012**

**REJECTED MAIL-IN AND PROVISIONAL BALLOTS**

MUNICIPALITY	REJECTED MAIL-IN	REJECTED PROVISIONAL	TOTAL REJECTED
AUDUBON BORO	0	0	0
AUDUBON PARK BORO	0	0	0
BARRINGTON BORO	0	0	0
BELLMAWR BORO	2	10	12
BERLIN BORO	0	2	2
BERLIN TWP.	1	0	1
BROOKLAWN BORO	0	0	0
CAMDEN CITY WARD 1	2	6	8
CAMDEN CITY WARD 2	0	5	5
CAMDEN CITY WARD 3	0	3	3
CAMDEN CITY WARD 4	0	4	4
CHERRY HILL TWP.	6	2	8
CHESILHURST BORO	0	0	0
CLEMENTON BORO	0	2	2
COLLINGSWOOD BORO	1	1	2
GIBBSBORO BORO	0	0	0
GLOUCESTER CITY WARD 1	0	0	0
GLOUCESTER CITY WARD 2	0	1	1
GLOUCESTER CITY WARD 3	0	0	0
GLOUCESTER TWP.	3	7	10
HADDON TWP.	1	1	2
HADDONFIELD BORO	2	1	3
HADDON HEIGHTS BORO	0	0	0
HI-NELLA BORO	0	0	0
LAUREL SPRINGS BORO	0	0	0
LAWNSIDE BORO	0	0	0
LINDENWOLD BORO	0	2	2
MAGNOLIA BORO	0	0	0
MERCHANTVILLE BORO	0	2	2
MOUNT EPHRAIM BORO	0	0	0
OAKLYN BORO	0	0	0
PENNSAUKEN TWP.	1	5	6
PINE HILL BORO	1	3	4
PINE VALLEY BORO	0	0	0
RUNNEMEDE BORO	2	9	11
SOMERDALE BORO	0	0	0
STRATFORD BORO	0	0	0
TAVISTOCK BORO	0	0	0
VOORHEES TWP.	4	5	9
WATERFORD TWP.	0	0	0
WINSLOW TWP. WARD 1	0	0	0
WINSLOW TWP. WARD 2	0	1	1
WINSLOW TWP. WARD 3	0	6	6
WINSLOW TWP. WARD 4	0	0	0
WOODLYNNE BORO	0	0	0



**COUNTY OF CAMDEN  
PRIMARY ELECTION - REPUBLICAN  
JUNE 5, 2012**

**REJECTED MAIL-IN AND PROVISIONAL BALLOTS**

MUNICIPALITY	REJECTED MAIL-IN	REJECTED PROVISIONAL	Total
AUDUBON BORO	0	0	0
AUDUBON PARK BORO	0	0	0
BARRINGTON BORO	0	3	3
BELLMAWR BORO	0	2	2
BERLIN BORO	0	0	0
BERLIN TWP.	0	1	1
BROOKLAWN BORO	0	0	0
CAMDEN CITY WARD 1	0	0	0
CAMDEN CITY WARD 2	0	0	0
CAMDEN CITY WARD 3	0	1	1
CAMDEN CITY WARD 4	0	0	0
CHERRY HILL TWP.	2	6	8
CHESILHURST BORO	0	0	0
CLEMENTON BORO	1	1	2
COLLINGSWOOD BORO	0	5	5
GIBBSBORO BORO	0	0	0
GLOUCESTER CITY WARD 1	0	0	0
GLOUCESTER CITY WARD 2	0	0	0
GLOUCESTER CITY WARD 3	0	0	0
GLOUCESTER TWP.	2	9	11
HADDON TWP.	1	0	1
HADDONFIELD BORO	0	1	1
HADDON HEIGHTS BORO	0	0	0
HI-NELLA BORO	0	0	0
LAUREL SPRINGS BORO	0	1	1
LAWNSIDE BORO	0	0	0
LINDENWOLD BORO	0	2	2
MAGNOLIA BORO	0	0	0
MERCHANTVILLE BORO	0	0	0
MOUNT EPHRAIM BORO	0	0	0
OAKLYN BORO	0	0	0
PENNSAUKEN TWP.	0	1	1
PINE HILL BORO	0	3	3
PINE VALLEY BORO	0	0	0
RUNNEMEDE BORO	1	0	1
SOMERDALE BORO	0	0	0
STRATFORD BORO	3	1	4
TAVISTOCK BORO	0	0	0
VOORHEES TWP.	1	0	1
WATERFORD TWP.	0	4	4
WINSLOW TWP. WARD 1	0	0	0
WINSLOW TWP. WARD 2	0	4	4
WINSLOW TWP. WARD 3	0	0	0
WINSLOW TWP. WARD 4	0	0	0
WOODLYNNE BORO	0	0	0



## Camden County 2012 Primary Rejected Ballots

Municipality	Democrat						Republican			
	County	1st Cong	2nd Cong	4th Leg	5th & 6th Leg	8th Leg	County	1st Cong	2nd Cong	4th Leg
				2nd Delegate District	3rd Delegate District	4th Delegate District		1st Delegate District	2nd Delegate District	
AUDUBON BORO	0	0			0		0	0		
AUDUBON PARK BORO	0	0			0		0	0		
BARRINGTON BORO	0	0			0		3	3		
BELLMAWR BORO	12	12			12		2	2		
BERLIN BORO	2	2				2	0	0		
BERLIN TWP.	1	1			1		1	1		
BROOKLAWN BORO	0	0			0		0	0		
CAMDEN CITY W1	8	8			8		0	0		
CAMDEN CITY W2	5	5			5		0	0		
CAMDEN CITY W3	3	3			3		1	1		
CAMDEN CITY W4	4	4			4		0	0		
CHERRY HILL TWP.	8	8			8		8	8		
CHESILHURST BORO	0	0		0			0	0		0
CLEMENTON BORO	2	2		2			2	2		2
COLLINGSWOOD BORO	2	2			2		5	5		
GIBBSBORO BORO	0	0			0		0	0		
GLOUCESTER CITY W1	0	0			0		0	0		
GLOUCESTER CITY W2	1	1			1		0	0		
GLOUCESTER CITY W3	0	0			0		0	0		
GLOUCESTER TWP.	10	10		10			11	11		11
HADDON TWP.	2	2			2		1	1		
HADDONFIELD BORO	3	3			3		1	1		
HADDON HEIGHTS BORO	0	0			0		0	0		
HI-NELLA BORO	0	0			0		0	0		
LAUREL SPRINGS BORO	0	0		0			1	1		1
LAWNSIDE BORO	0	0			0		0	0		
LINDENWOLD BORO	2	2		2			2	2		2
MAGNOLIA BORO	0	0			0		0	0		
MERCHANTVILLE BORO	2	2			2		0	0		
MOUNT EPHRAIM BORO	0	0			0		0	0		
OAKLYN BORO	0	0			0		0	0		
PENNSAUKEN TWP.	6	6			6		1	1		
PINE HILL BORO	4	4				4	3	3		
PINE VALLEY BORO	0	0				0	0	0		
RUNNEMEDE BORO	11	11			11		1	1		
SOMERDALE BORO	0	0			0		0	0		
STRATFORD BORO	0	0			0		4	4		
TAVISTOCK BORO	0	0			0		0	0		
VOORHEES TWP.	9	9			9		1	1		
WATERFORD TWP.	0		0			0	4		4	
WINSLOW TWP. W1	0	0		0			0	0		0
WINSLOW TWP. W2	1	1		1			4	4		4
WINSLOW TWP. W3	6	6		6			0	0		0
WINSLOW TWP. W4	0	0		0			0	0		0
WOODLYNNE BORO	0	0			0		0	0		
<b>Total</b>	<b>104</b>	<b>104</b>	<b>0</b>	<b>21</b>	<b>77</b>	<b>6</b>	<b>56</b>	<b>52</b>	<b>4</b>	<b>20</b>





Notes regarding the 2012 Primary Canvasser:

- The Republican First District Delegate candidate, Ariel Miles, also appear in the Second Delegate District (with no votes)
- The Winslow Republican County Committee ran At-Large throughout the entire municipality of Winslow. The results contained within are at the ward level.
- The following Write-In Candidates were recorded but were not included in the formal, computerized tabulation:
  - Choice for President
    - Democrat
      - Donald Trump 1
      - Mitt Romney 3
      - Hillary Clinton 7
      - Howard Scott Pearlman 1
      - John Doe 1
      - Ron Paul 1
      - Rob Andrews 1
      - Donald Duck 1
      - Jeff Nash 1
      - Steve Sweeney 2
    - Republican
      - Frank Lautenberg 1



June 5, 2012

## Summary Report

Camden County

## OFFICIAL RESULTS

<b>Registration &amp; Turnout</b>	<b>347,448</b>	<b>Voters</b>	<b>DEM - US Senator (cont'd...)</b>	<b>(341)</b>	<b>339/341</b>	<b>99.41%</b>
Election Day Turnout	23,393	6.73%	David Douglas Brown		1	0.01%
Mail-In Ballot Turnout	2,409	0.69%	David Magpiong		1	0.01%
Provisional Turnout	95	0.03%	Donald Duck		1	0.01%
Rejected Ballots Turnout	0	0.00%	Eric Teel		1	0.01%
Emergency Turnout	0	0.00%	Eric Madara		1	0.01%
<b>Total ...</b>	<b>25,897</b>	<b>7.45%</b>	Flapjacks A Lobster		1	0.01%
<b>Democratic Registration &amp; Turnout</b>	<b>137,711</b>	<b>Voters</b>	George Doe		1	0.01%
Election Day Turnout	16,558	12.02%	George Norcross		1	0.01%
Mail-In Ballot Turnout	1,707	1.24%	Hilary Clinton		1	0.01%
Provisional Turnout	75	0.05%	Joe Kyrillos		4	0.03%
Rejected Ballots Turnout	0	0.00%	Joe Rullo		3	0.02%
Emergency Turnout	0	0.00%	John Foster		1	0.01%
<b>Total ...</b>	<b>18,340</b>	<b>13.32%</b>	Jon Stewart		1	0.01%
<b>Republican Registration &amp; Turnout</b>	<b>43,237</b>	<b>Voters</b>	Lawrence Pennock		1	0.01%
Election Day Turnout	6,835	15.81%	Mickey Mouse		1	0.01%
Mail-In Ballot Turnout	702	1.62%	Mark Mitchell		1	0.01%
Provisional Turnout	20	0.05%	Robert E Andrews		1	0.01%
Rejected Ballots Turnout	0	0.00%	Robert Byrd		1	0.01%
Emergency Turnout	0	0.00%	Rodman H. Williams		1	0.01%
<b>Total ...</b>	<b>7,557</b>	<b>17.48%</b>	RL Gaffin		1	0.01%
<b>(Non-Partisan) Registration &amp; Turnout</b>	<b>0</b>	<b>Voters</b>	Ron Paul		1	0.01%
Election Day Turnout	0	0.00%	Shea O'Donnell		1	0.01%
Mail-In Ballot Turnout	0	0.00%	Scott Bennett		1	0.01%
Provisional Turnout	0	0.00%	Shawn Pichette		1	0.01%
Rejected Ballots Turnout	0	0.00%	Sean Conway		1	0.01%
Emergency Turnout	0	0.00%	Thomas Weaver		1	0.01%
<b>Total ...</b>	<b>0</b>	<b>0.00%</b>	Timothy J O'Neill		1	0.01%
<b>DEM - President &amp; Delegates</b>	<b>(341)</b>	<b>339/341</b>	Jerome McCool		1	0.01%
Under Votes: 2594			Phillip A Sheppard		1	0.01%
Over Votes: 0			Paul Lacolla		1	0.01%
<b>Barack Obama</b>	<b>15,527</b>	<b>100.00%</b>	Pam Gallus		1	0.01%
<b>Total ...</b>	<b>15,527</b>	<b>100.00%</b>	Henry Rutgers		1	0.01%
<b>DEM - US Senator</b>	<b>(341)</b>	<b>339/341</b>	Warren Waywood		1	0.01%
Under Votes: 2370						
Over Votes: 0						
<b>Robert Menendez</b>	<b>15,695</b>	<b>99.61%</b>				
Write-In						
Rejected Write-In	19	0.13%				
Amanda Wuestenberg	1	0.01%				
Bob Henderson	1	0.01%				
Bill Bradley	1	0.01%				
Barbara Buono	1	0.01%				
Bernard Dougherty Jr	1	0.01%				
Chase Utly	1	0.01%				
<b>DEM - House of Representatives 1st Dist</b>	<b>(333)</b>	<b>331/333</b>				
Under Votes: 1198						
Over Votes: 0						
<b>Robert E. Andrews</b>	<b>14,769</b>	<b>87.87%</b>				
<b>Francis X. Tenaglio</b>	<b>2,017</b>	<b>12.00%</b>				
Write-In						
Rejected Write-In					5	0.03%
Gregory W. Horton					3	0.02%
John Karpiak, Jr					1	0.01%
James Diloreto					1	0.01%
Louis Greenwald					1	0.01%
Leslie Karpiak					1	0.01%
Mickey Mouse					1	0.01%
Mark Heacock					1	0.01%
Rodman H Williams					1	0.01%
RL Gaffin					1	0.01%
<b>Total ...</b>	<b>15,786</b>	<b>100.00%</b>				

June 5, 2012

## Summary Report

## Camden County

## OFFICIAL RESULTS

<b>DEM - House of Representatives 1st Dist</b>	(333)	331/333	99.40%	<b>DEM - Sheriff (cont'd...)</b>	(341)	339/341	99.41%
Ron Paul		1	0.01%	Sean Conway		2	0.01%
S Adler		1	0.01%	Shawn Harden		1	0.01%
Thomas Weaver		1	0.01%	T Weaver		1	0.01%
James Maher		1	0.01%	Timothy O'Neill		1	0.01%
Henry Rutgers		1	0.01%	William Draham		1	0.01%
				Phillip A Sheppard		1	0.01%
				Andrew Sloan		1	0.01%
				Christine Sheppard		1	0.01%
<b>Total ...</b>		<b>16,808</b>	<b>100.00%</b>	<b>Total ...</b>		<b>15,412</b>	<b>100.00%</b>
<b>DEM - House of Representatives 2nd Dist</b>	(8)	8/8	100.00%	<b>DEM - Board of Chosen Freeholders</b>	(341)	339/341	99.41%
Under Votes: 33				Under Votes: 10787			
Over Votes: 0				Over Votes: 0			
Cassandra Shober		123	75.93%	Jeffrey L. Nash		13,620	31.41%
Viola Hughes		24	14.81%	Ian K. Leonard		13,294	30.65%
Gary Stein		13	8.02%	Michelle A. Gentek		13,233	30.51%
Write-In				Michael Leonetti		3,143	7.25%
Frank Loblondo		1	0.62%	Write-In			
Stephen Colbert		1	0.62%	Rejected Write-In 1		5	0.01%
				Rejected Write-In 2		5	0.01%
<b>Total ...</b>		<b>162</b>	<b>100.00%</b>	Rejected Write-In 3		9	0.02%
<b>DEM - General Assembly 4th District UNE</b>	(74)	73/74	98.65%	Clifford Barnes		1	0.00%
Under Votes: 483				Davidson T Samuels		1	0.00%
Over Votes: 0				Diana Wachter		1	0.00%
Gabriele M. Mosquera		3,890	99.74%	Joseph Serico		1	0.00%
Write-In				Paul Sanrock		1	0.00%
Rejected Write-In		3	0.08%	Robert Fobell II		1	0.00%
George Geist		1	0.03%	Rodman H Williams		1	0.00%
Karen Chew		3	0.08%	RL Gaffin		1	0.00%
RL Gaffin		1	0.03%	Ron Paul		1	0.00%
Thomas Weaver		1	0.03%	Steve Quinn		1	0.00%
Vialine Coleman		1	0.03%	Steve Hagerty		1	0.00%
<b>Total ...</b>		<b>3,900</b>	<b>100.00%</b>	T Weaver		1	0.00%
<b>DEM - Sheriff</b>	(341)	339/341	99.41%	Yolanda Mills		1	0.00%
Under Votes: 2648				Bob Smith		1	0.00%
Over Votes: 0				Donna Ward		1	0.00%
Charles Billingham		15,382	99.81%	Eric Madara		1	0.00%
Write-In				Greg Goushian		1	0.00%
Rejected Write-In		8	0.06%	Keith Hastings		1	0.00%
Bodunrin Banwo		1	0.01%	Ian Gill		5	0.01%
Dave Palmer		2	0.01%	John Foster		1	0.00%
Davidson T Samuels		1	0.01%	John Doe		1	0.00%
Dan Chiumento		1	0.01%	John Wall		1	0.00%
Edwin O Torres		1	0.01%	Lawrence Pennock		1	0.00%
Flapjacks Lobster		1	0.01%	Marcia McCullum		1	0.00%
Greg Goushian		1	0.01%	Robert A Hoffman		1	0.00%
Molly Huling		1	0.01%	Ross Lambersky		1	0.00%
George Norcross		1	0.01%	Zia Ascalon		1	0.00%
Robert Shapiro		1	0.01%	Carol Beal		1	0.00%
Rodman H Williams		1	0.01%	Kelly Brenden		1	0.00%
RI Gaffin		1	0.01%	Charles Ward		1	0.00%
Ron Paul		1	0.01%				

June 5, 2012

## Summary Report

## Camden County

## OFFICIAL RESULTS

<b>DEM - Board of Chosen Freeholders</b> (co (341) 339/341 99.41%	<b>DEM - Bellmawr Council</b> (cont'd...) (7) 6/7 85.71%
Charles Carey 1 0.00%	Robert P. Morka 470 24.18%
Dave Capozzi 1 0.00%	Write-In
Evelyn Mastragostino 1 0.00%	<b>Total ... 1,944 100.00%</b>
Eugene Lawrence 2 0.00%	<b>DEM - Berlin Boro Council</b> (5) 5/5 100.00%
Eric Teel 1 0.00%	Under Votes: 280
Jane Doe 1 0.00%	Over Votes: 0
Rodney Greco 2 0.00%	Write-In
Scott Grohowski 1 0.00%	<b>Karen Mariner 1 50.00%</b>
Phillip A Sheppard 2 0.00%	<b>Edward Sokolowskii 1 50.00%</b>
Christine A Sheppard 2 0.00%	<b>Total ... 2 100.00%</b>
Richard Castle 1 0.00%	<b>DEM - Berlin Twp Council</b> (4) 4/4 100.00%
Kate Beckelle 1 0.00%	Under Votes: 71
Thomas Weber 1 0.00%	Over Votes: 0
Joseph Wolf 1 0.00%	<b>Jerome Mc Intosh 138 53.91%</b>
Michael McLaughlin 1 0.00%	<b>Frank Epfanio 114 44.53%</b>
Henry Rutgers 1 0.00%	Write-In
Scarlet Raptor 1 0.00%	Rejected Write-In 1 0.78%
Warren Waywood 1 0.00%	Rejected Write-In 2 0.39%
<b>Total ... 43,367 100.00%</b>	<b>Dan Neel 1 0.39%</b>
<b>DEM - Audubon Park Council</b> (1) 1/1 100.00%	<b>Total ... 266 100.00%</b>
Under Votes: 27	<b>DEM - Brooklawn Council</b> (1) 1/1 100.00%
Over Votes: 0	Under Votes: 32
<b>Sandra Hook 47 51.09%</b>	Over Votes: 0
<b>Fred Passon 45 48.91%</b>	<b>Julle Mc Cleary 57 52.78%</b>
Write-In	<b>James T. Meehan Jr. 60 46.30%</b>
<b>Total ... 92 100.00%</b>	Write-In
<b>DEM - Barrington Council UNEX</b> (5) 5/5 100.00%	<b>Clifford Barnes 1 0.93%</b>
Under Votes: 28	<b>Total ... 108 100.00%</b>
Over Votes: 0	<b>DEM - Cheslhurst Council</b> (1) 1/1 100.00%
<b>Patricia Nicholson 166 100.00%</b>	Under Votes: 83
Write-In	Over Votes: 0
<b>Total ... 166 100.00%</b>	<b>Herbert Littles 109 49.55%</b>
<b>DEM - Barrington Council</b> (5) 5/5 100.00%	<b>Billy L. Ross Sr. 109 49.55%</b>
Under Votes: 66	Write-In
Over Votes: 0	<b>Elaris Robinson Jr. 1 0.45%</b>
<b>Patti Pawling 170 52.63%</b>	<b>Rejected Write-In 1 0.45%</b>
<b>Shawn Ludwig 163 47.37%</b>	<b>Total ... 220 100.00%</b>
Write-In	<b>DEM - Clementon Council</b> (3) 3/3 100.00%
<b>Total ... 323 100.00%</b>	Under Votes: 52
<b>DEM - Bellmawr Council</b> (7) 6/7 85.71%	Over Votes: 0
Under Votes: 89	<b>Mark E. Armbruster 102 52.85%</b>
Over Votes: 0	<b>Candice Wilson 89 46.11%</b>
<b>Louis P. Di Angelo 474 24.38%</b>	Write-In
<b>Stephen M. Sauter 501 25.77%</b>	
<b>Steven B. Hagerty 499 25.67%</b>	

June 5, 2012

## Summary Report

Camden County

## OFFICIAL RESULTS

<b>DEM - Clementon Council (cont'd...)</b> (3) 3/3 100.00%	<b>DEM - Haddon Helghts Council UNEX (c</b> (7) 7/7 100.00%
Rejected Write-in 1 0.52%	Write-In
RL Gaffin 1 0.52%	
<b>Total ... 193 100.00%</b>	<b>Total ... 146 100.00%</b>
<b>DEM - Gibbsboro Council</b> (2) 2/2 100.00%	<b>DEM - Haddon Heights Council</b> (7) 7/7 100.00%
Under Votes: 121	Under Votes: 68
Over Votes: 0	Over Votes: 0
Write-In	<b>Stephen D. Berryhill 148 50.34%</b>
Ellen Eagan 1 100.00%	<b>Robert White 142 48.30%</b>
<b>Total ... 1 100.00%</b>	Write-In
	Dave Palmer 2 0.68%
	Dean Floro 2 0.68%
<b>DEM - Gloucester City Council Ward 1</b> (4) 4/4 100.00%	<b>Total ... 294 100.00%</b>
Under Votes: 11	<b>DEM - HI-Nella Council</b> (1) 1/1 100.00%
Over Votes: 0	Under Votes: 46
<b>Daniel T. Spencer Jr. 177 80.82%</b>	Over Votes: 0
<b>Michael E. Walters 42 19.18%</b>	Write-In
Write-In	<b>Kris Muska 3 50.00%</b>
<b>Total ... 219 100.00%</b>	<b>Michael Segreen 3 50.00%</b>
	<b>Total ... 6 100.00%</b>
<b>DEM - Gloucester City Council Ward 2</b> (3) 3/3 100.00%	<b>DEM - Laurel Springs Council</b> (2) 2/2 100.00%
Under Votes: 17	Under Votes: 51
Over Votes: 0	Over Votes: 0
<b>James Johnson 136 98.65%</b>	<b>Leah Straub 56 83.58%</b>
Write-In	Write-In
George Norcross 1 0.72%	Rejected Write-In 1 1.49%
James R Diloreto 1 0.72%	<b>Claudia Wagner 9 13.43%</b>
<b>Total ... 138 100.00%</b>	Edward D Dold 1 1.49%
	<b>Total ... 67 100.00%</b>
<b>DEM - Gloucester City Council Ward 3 UN</b> (2) 2/2 100.00%	<b>DEM - Lawnside Council</b> (2) 2/2 100.00%
Under Votes: 24	Under Votes: 108
Over Votes: 0	Over Votes: 0
<b>Helen Bucher 82 100.00%</b>	<b>Stephen C. Moore 293 52.14%</b>
Write-In	<b>Christopher L. Raines 268 47.69%</b>
<b>Total ... 82 100.00%</b>	Write-In
	Joyce Pierce 1 0.18%
<b>DEM - Gloucester City Council Ward 3</b> (2) 2/2 100.00%	<b>Total ... 562 100.00%</b>
Under Votes: 23	<b>DEM - Lindenwold Council</b> (9) 9/9 100.00%
Over Votes: 0	Under Votes: 239
<b>Jay F. Brophy 83 100.00%</b>	Over Votes: 0
Write-In	<b>Cheryle Randolph-Sharpe 561 50.91%</b>
<b>Total ... 83 100.00%</b>	<b>William J. Dougherty 537 48.73%</b>
	Write-In
<b>DEM - Haddon Heights Council UNEX</b> (7) 7/7 100.00%	Frank Delucca 1 0.09%
Under Votes: 35	Frank Cavaallaro 1 0.09%
Over Votes: 0	
<b>Melissa Carpenter 146 100.00%</b>	

## CAM\_20120605\_E

-June 5, 2012

## Summary Report

## Camden County

## OFFICIAL RESULTS

<b>DEM - Lindenwold Council (cont'd...)</b> (9) 9/9 100.00%	<b>DEM - Pennsauken Township Committee</b> (24) 24/24 100.00%
John Wolick 1 0.09%	Write-In
<b>Total ...</b> 1,102 100.00%	Rejected Write-In 3 0.12%
<b>DEM - Magnolia Council</b> (4) 4/4 100.00%	Charles Carey 2 0.08%
Under Votes: 51	Fred McGhee 1 0.04%
Over Votes: 0	Mickey Mouse 1 0.04%
Donald E. Wilson 140 52.04%	Russel Lagay 1 0.04%
Richard Michlelli 129 47.96%	Ron Paul 1 0.04%
Write-In 0 0.00%	Pat McGhee 1 0.04%
<b>Total ...</b> 269 100.00%	<b>Total ...</b> 2,505 100.00%
<b>DEM - Merchantville Council</b> (3) 3/3 100.00%	<b>DEM - Pine Hill Council</b> (6) 6/6 100.00%
Under Votes: 23	Under Votes: 106
Over Votes: 0	Over Votes: 0
John J. Grasso 103 50.74%	Thomas B. Knott 286 50.80%
Daniel Sperrazza 100 49.26%	John J. Robb 275 48.85%
Write-In	Write-In
<b>Total ...</b> 203 100.00%	Davidson T Samuels 1 0.18%
<b>DEM - Oaklyn Council UNEX 1YR</b> (4) 4/4 100.00%	Sean Conway 1 0.18%
Under Votes: 37	<b>Total ...</b> 563 100.00%
Over Votes: 0	<b>DEM - Runnemede Council</b> (6) 6/6 100.00%
Ryan Kool 130 99.24%	Under Votes: 57
Write-In	Over Votes: 0
Paul Howley 1 0.76%	Mike Kislewski 487 23.95%
<b>Total ...</b> 131 100.00%	Anthony Beatrice 452 22.23%
<b>DEM - Oaklyn Council UNEX 2YR</b> (4) 4/4 100.00%	Eleanor Kelly 555 27.30%
Under Votes: 30	Beverly A. Moore 537 26.41%
Over Votes: 0	Write-In
Charles Lehman 138 100.00%	Patrick Moriarty 1 0.05%
Write-In	Mike Root 1 0.05%
<b>Total ...</b> 138 100.00%	<b>Total ...</b> 2,033 100.00%
<b>DEM - Oaklyn Council</b> (4) 4/4 100.00%	<b>DEM - Somerdale Council</b> (4) 4/4 100.00%
Under Votes: 71	Under Votes: 110
Over Votes: 0	Over Votes: 0
Ronald Aron 137 50.93%	George C. Ehrmann 225 53.07%
Greg Brandley 132 49.07%	Jennifer A. Mc Quaid 199 46.93%
Write-In	Write-In
<b>Total ...</b> 269 100.00%	<b>Total ...</b> 424 100.00%
<b>DEM - Pennsauken Township Committee</b> (24) 24/24 100.00%	<b>DEM - Stratford Council</b> (6) 6/6 100.00%
Under Votes: 456	Under Votes: 59
Over Votes: 0	Over Votes: 0
John J. Figueroa 1,320 52.69%	Dan Bove 137 51.70%
John G. Kneib 1,175 46.91%	Frank Gagliardi 128 48.30%
	Write-In
	<b>Total ...</b> 265 100.00%



June 5, 2012

## Summary Report

Camden County

## OFFICIAL RESULTS

<b>DEM - Voorhees Township Committee</b>	(19)	19/19	100.00%	<b>DEM - Winslow Township Committee Wai</b>	(5)	5/5	100.00%
Under Votes:	246			Under Votes:	29		
Over Votes:	0			Over Votes:	0		
<b>Joseph Lovallo</b>		<b>742</b>	<b>51.53%</b>	<b>John A. Wilson</b>		<b>354</b>	<b>99.72%</b>
<b>Marlo Di Natale</b>		<b>694</b>	<b>48.19%</b>	Write-In			
Write-In		2	0.14%	<b>Evelyn Mastragostino</b>		1	0.28%
James Baumann		1	0.07%	<b>Total ...</b>		<b>355</b>	<b>100.00%</b>
Robin Mazurek		1	0.07%				
K Stromel		1	0.07%	<b>DEM - Woodlynne Council</b>	(2)	2/2	100.00%
P Powel		1	0.07%	Under Votes:	33		
<b>Total ...</b>		<b>1,440</b>	<b>100.00%</b>	Over Votes:	0		
<b>DEM - Waterford Township Committee</b>	(8)	8/8	100.00%	<b>Sharon Earley</b>		<b>92</b>	<b>54.44%</b>
Under Votes:	28			<b>Gwendolyn Torres</b>		<b>76</b>	<b>44.97%</b>
Over Votes:	0			Write-In			
<b>Charles Hamilton</b>		<b>168</b>	<b>92.40%</b>	<b>Tom Kollar</b>		1	0.59%
Write-In				<b>Total ...</b>		<b>169</b>	<b>100.00%</b>
Eric Madra		1	0.58%				
Ralph Condo		10	5.85%	<b>REP - US President</b>	(341)	339/341	99.41%
Tom Giangiulio		1	0.58%	Under Votes:	433		
<b>Total ...</b>		<b>170</b>	<b>99.42%</b>	Over Votes:	0		
<b>DEM - Winslow Township Committee Wai</b>	(5)	5/5	100.00%	<b>Mitt Romney</b>		<b>5,381</b>	<b>75.90%</b>
Under Votes:	204			Ron Paul		1,060	14.95%
Over Votes:	0			Rick Santorum		465	6.56%
Write-In				<b>Newt Gingrich</b>		<b>184</b>	<b>2.60%</b>
<b>Bruce Ferguson</b>		<b>1</b>	<b>14.29%</b>	<b>Total ...</b>		<b>7,090</b>	<b>100.00%</b>
<b>Coronel Vanst</b>		<b>3</b>	<b>42.86%</b>				
Frank J Olive Jr		1	14.29%	<b>REP - Presidential Delegates</b>	(341)	339/341	99.41%
Mark Mitchell		1	14.29%	Under Votes:	2297		
V Coleman		1	14.29%	Over Votes:	0		
<b>Total ...</b>		<b>7</b>	<b>100.00%</b>	<b>Romney Delegates</b>		<b>4,042</b>	<b>79.54%</b>
<b>DEM - Winslow Township Committee Wai</b>	(5)	4/5	80.00%	Paul Delegates		692	13.62%
Under Votes:	34			Santorum Delegates		243	4.78%
Over Votes:	0			Gingrich Delegates		93	1.83%
<b>George Lowery</b>		<b>303</b>	<b>100.00%</b>	Miles Delegate		12	0.24%
Write-In				<b>Total ...</b>		<b>5,082</b>	<b>100.00%</b>
<b>Total ...</b>		<b>303</b>	<b>100.00%</b>				
<b>DEM - Winslow Township Committee Wai</b>	(4)	4/4	100.00%	<b>REP - US Senator</b>	(341)	339/341	99.41%
Under Votes:	53			Under Votes:	641		
Over Votes:	0			Over Votes:	0		
<b>Thaddeus A. Mackey</b>		<b>518</b>	<b>100.00%</b>	<b>Joe Kyrillos</b>		<b>5,367</b>	<b>78.38%</b>
Write-In				David Douglas Brown		780	11.39%
<b>Total ...</b>		<b>518</b>	<b>100.00%</b>	Bader G. Qarmout		293	4.28%
				Joe Rullo		392	5.73%
				Write-In			
				Rejected Write-In		5	0.07%
				Britney Spears		1	0.01%
				Cory Booker		1	0.01%
				Daniel Waite		1	0.01%
				Girard Falzon		1	0.01%
				Mickey Mouse		1	0.01%

June 5, 2012

## Summary Report

## Camden County

## OFFICIAL RESULTS

<b>REP - US Senator (cont'd...)</b>	(341)	339/341	99.41%	<b>REP - General Assembly 4th District UNE</b>	(74)	73/74	98.65%
Max Keiser		1	0.01%	Rejected Write-In		1	0.06%
Robin Williams		1	0.01%	Diane Welsh		1	0.06%
Robert Andrews		1	0.01%				
Rick DeMichele		1	0.01%			<b>Total ...</b>	<b>1,550 100.00%</b>
Frank Lautenberg		1	0.01%				
		<b>Total ...</b>	<b>6,847 100.00%</b>	<b>REP - Sheriff</b>	(341)	339/341	99.41%
				Under Votes: 1038			
				Over Votes: 0			
<b>REP - House of Representatives 1st Distr</b>	(333)	331/333	99.40%	<b>Christine Leone-Zwillinger</b>		<b>6,347</b>	<b>99.62%</b>
Under Votes: 963				Write-In			
Over Votes: 0				Rejected Write-In		5	0.07%
Gregory W. Horton		<b>6,245</b>	<b>99.65%</b>	Alan Panek		1	0.02%
Write-In				Andrew Willson		1	0.02%
Rejected Write-In		3	0.05%	Charles Billingham		2	0.03%
Bill Murray		1	0.02%	Darren Gladden		1	0.02%
Cory Booker		1	0.02%	Fernando Powers		1	0.02%
Denise Buzz		1	0.02%	Greg Summers		1	0.02%
Donald Duck		1	0.02%	Joe McMahon		1	0.02%
Darryl C Hunt Sr		1	0.02%	Joe Vanderslice		1	0.02%
Darren Gladden		2	0.03%	John Withthohn		1	0.02%
Fernando Powers		1	0.02%	Nicholas Gaudio		1	0.02%
Joe Vanderslice		1	0.02%	Optimus Prime		1	0.02%
John Withthohn		1	0.02%	Robert Lacovara		1	0.02%
James Kennedy		1	0.02%	Richard Thorne		1	0.02%
Max Keiser		1	0.02%	Sal Scarpato		1	0.02%
Michael Doherty		3	0.05%	Tom Waits		1	0.02%
Robert E Andrews		3	0.05%	Tony Clark		1	0.02%
Richard Thorne		1	0.02%	Joseph Mc Divett		1	0.02%
		<b>Total ...</b>	<b>6,267 100.00%</b>			<b>Total ...</b>	<b>6,371 100.00%</b>
<b>REP - House of Representatives 2nd Dist</b>	(8)	8/8	100.00%	<b>REP - Board of Chosen Freeholders</b>	(341)	339/341	99.41%
Under Votes: 33				Under Votes: 4802			
Over Votes: 0				Over Votes: 0			
Frank A. Lobiondo		<b>176</b>	<b>89.34%</b>	Diana Escobar-Wachter		<b>6,109</b>	<b>34.99%</b>
Mike Assad		21	10.66%	Ian Gill		<b>5,647</b>	<b>32.35%</b>
Write-In				Eugene Lawrence		<b>5,663</b>	<b>32.44%</b>
		<b>Total ...</b>	<b>197 100.00%</b>	Write-In			
				Rejected Write-In 1		4	0.02%
<b>REP - General Assembly 4th District UNE</b>	(74)	73/74	98.65%	Rejected Write-In 2		6	0.04%
Under Votes: 239				Rejected Write-In 3		6	0.04%
Over Votes: 0				Christina Guadio		1	0.01%
Shelley Lovett		<b>1,537</b>	<b>99.16%</b>	Daniel Derowsky		1	0.01%
Write-In				Darren Gladden		2	0.01%
Cory Booker		1	0.06%	Ian K Leonard		2	0.01%
Diane Z Nafis		1	0.06%	John Withthohn		2	0.01%
Darren Gladden		2	0.13%	John Leary		1	0.01%
Joe Vanderslice		1	0.06%	Richard Thorne		1	0.01%
John Senft		1	0.06%	Scot Urquhart		1	0.01%
Murray Sabrin		3	0.19%	Thomas F Duffy Jr		1	0.01%
Nick Lavoara		1	0.06%	Fernando Powers		1	0.01%
Romona Schlaegel		1	0.06%	Greg Summers		1	0.01%

June 5, 2012

## Summary Report

## Camden County

## OFFICIAL RESULTS

<b>REP - Board of Chosen Freeholders</b> (col (341) 339/341 99.41%	<b>REP - Barrington Council UNEX</b> (5) 5/5 100.00%
Nicholas Gaudio 1 0.01%	Under Votes: 139
Noelle Withohn 1 0.01%	Over Votes: 0
Aaron Rocks 1 0.01%	Write-In
Lily Campana 1 0.01%	Debra Smith 1 100.00%
Matt Rooney 1 0.01%	Total ... 1 100.00%
Paul Withohn 1 0.01%	<b>REP - Barrington Council</b> (5) 5/5 100.00%
Rodney Greco 1 0.01%	Under Votes: 59
Jeffrey L. Nash 1 0.01%	Over Votes: 0
Total ... 17,457 100.00%	Samuel Dimatteo 122 50.00%
<b>REP - Audubon Boro County Committee</b> (8) 8/8 100.00%	Wayne M. Schellhas Jr. 122 50.00%
Under Votes: 259	Write-In
Over Votes: 0	Total ... 244 100.00%
William J. Corvino 76 35.02%	<b>REP - Barrington County Committee Man</b> (5) 5/5 100.00%
David Antonini 69 31.80%	Under Votes: 160
William C. Jensen 72 33.18%	Over Votes: 0
Write-In	Brian Schmidt 130 99.24%
Total ... 217 100.00%	Write-In
<b>REP - Audubon Boro County Committee'</b> (8) 8/8 100.00%	Amy Scura 1 0.76%
Under Votes: 396	Total ... 131 100.00%
Over Votes: 0	<b>REP - Barrington County Committee Wor</b> (5) 5/5 100.00%
Charlotte Crockett 71 97.26%	Under Votes: 278
Write-In	Over Votes: 0
Rejected Write-In 1 1.37%	Write-In
Rejected Write-In 2 1 1.37%	Amanda D Hunt 1 50.00%
Total ... 73 100.00%	Debra Smith 1 50.00%
<b>REP - Audubon Park Council</b> (1) 1/1 100.00%	Total ... 2 100.00%
Under Votes: 26	<b>REP - Bellmawr Council</b> (7) 6/7 85.71%
Over Votes: 0	Under Votes: 213
Write-In	Over Votes: 0
Total ... 0 0.00%	Louis Johnston 107 50.71%
<b>REP - Audubon Park County Committee I</b> (1) 1/1 100.00%	James W. Smith 104 49.29%
Under Votes: 13	Write-In
Over Votes: 0	Total ... 211 100.00%
Write-In	<b>REP - Bellmawr County Committee Man</b> (7) 6/7 85.71%
Total ... 0 0.00%	Under Votes: 70
<b>REP - Audubon Park County Committtee \</b> (1) 1/1 100.00%	Over Votes: 0
Under Votes: 6	Matthew J. Smlriglio 104 28.26%
Over Votes: 0	Mario Gendrach 90 24.46%
Sandra K. Brunges 7 100.00%	Louis Johnston 86 23.37%
Write-In	Thomas P. Gallagher 88 23.91%
Total ... 7 100.00%	Write-In
	Total ... 368 100.00%

June 5, 2012

## Summary Report

## Camden County

## OFFICIAL RESULTS

<b>REP - Bellmawr County Committee Women</b> (7) 6/7 85.71%	<b>REP - Berlin Twp County Committee Man</b> (4) 4/4 100.00%
Under Votes: 132	Under Votes: 46
Over Votes: 0	Over Votes: 0
Eleanor Vahey 109 36.45%	Write-In
Maryalice Conway 94 31.44%	
Stephanie Gentry 96 32.11%	Total ... 0 0.00%
Write-In	
Total ... 299 100.00%	<b>REP - Berlin Twp County Committee Women</b> (4) 4/4 100.00%
	Under Votes: 46
	Over Votes: 0
	Write-In
	Total ... 0 0.00%
<b>REP - Berlin Boro Council</b> (5) 5/5 100.00%	
Under Votes: 52	
Over Votes: 0	
James A. Bilella 161 50.47%	<b>REP - Brooklawn Council</b> (1) 1/1 100.00%
Gary Knight 153 47.96%	Under Votes: 35
Write-In	Over Votes: 0
Jim Moxford 1 0.31%	Write-In
Marie Knott 3 0.94%	John Boker 1 100.00%
Selma Rose 1 0.31%	Total ... 1 100.00%
Total ... 319 100.00%	
	<b>REP - Brooklawn County Committee Man</b> (1) 1/1 100.00%
	Under Votes: 18
	Over Votes: 0
	Write-In
	Total ... 0 0.00%
<b>REP - Berlin Boro County Committee Man</b> (5) 5/5 100.00%	
Under Votes: 96	
Over Votes: 0	
Joseph A. Adolf 162 35.06%	<b>REP - Brooklawn County Committee Women</b> (1) 1/1 100.00%
Carl W. Canfield Jr. 154 33.33%	Under Votes: 18
Richard H. Kelleher 146 31.60%	Over Votes: 0
Write-In	Write-In
Total ... 462 100.00%	
	<b>REP - Camden County Committee At Large</b> (40) 40/40 100.00%
	Under Votes: 67
	Over Votes: 0
	Write-In
	Total ... 0 0.00%
<b>REP - Berlin Boro County Committee Women</b> (5) 5/5 100.00%	
Under Votes: 91	
Over Votes: 0	
Marie E. Knott 163 34.98%	Keith A. Walker 78 46.99%
Anne K. Mazza 153 32.83%	Robert Davis 62 37.35%
Mary Ellen Deegan 150 32.19%	Clyde E. Cook 23 13.86%
Write-In	Write-In
Total ... 466 100.00%	Rejected Write-In 1 0.60%
	Rejected Write-In 2 1 0.60%
	Hector Irene 1 0.60%
	Total ... 166 100.00%
<b>REP - Berlin Twp Council</b> (4) 4/4 100.00%	
Under Votes: 92	
Over Votes: 0	
Write-In	
Total ... 0 0.00%	<b>REP - Camden County Committee At Large</b> (40) 40/40 100.00%
	Under Votes: 166
	Over Votes: 0
	Tanisha Cook 51 91.07%
	Write-In

June 5, 2012

## Summary Report

## Camden County

## OFFICIAL RESULTS

<b>REP - Camden County Committee At Large (40)</b>				<b>REP - Cherry Hill County Committee Won (48)</b>			
40/40	100.00%			48/48	100.00%		
Rejected Write-In 1	1	1.79%		Rejected Write-In 4	1	0.01%	
Rejected Write-In 2	1	1.79%		Rejected Write-In 5	1	0.01%	
C. A. Olenschlager	1	1.79%		Rejected Write-In 6	1	0.01%	
Paula Videnglish	1	1.79%		Rejected Write-In 7	1	0.01%	
Nacy Rodriguez	1	1.79%		Rejected Write-In 8	1	0.01%	
<b>Total ...</b>	<b>56</b>	<b>100.00%</b>		Minnie Mouse	1	0.01%	
				Christina Gaudio	1	0.01%	
<b>REP - Cherry Hill County Committee Man (48)</b>	<b>48/48</b>	<b>100.00%</b>		Michael Genovese	1	0.01%	
Under Votes: 2853				<b>Total ...</b>	<b>9,900</b>	<b>100.00%</b>	
Over Votes: 0							
Stephen J. Buivldas	1,238	12.38%		<b>REP - Chesilhurst Council (1)</b>			
Phillip J. Guerrieri	1,106	11.06%		Under Votes: 27			
Richard Ambrosino Jr.	1,097	10.97%		Over Votes: 0			
Jeffrey J. Land	1,085	10.85%		Write-In			
James E. Morris	1,094	10.94%		Keith Waters	4	57.14%	
Robert Segrest	1,092	10.92%		Timothy Flood	3	42.86%	
Michael Iannetta	1,101	11.01%		<b>Total ...</b>	<b>7</b>	<b>100.00%</b>	
Harold Gleaner	1,084	10.84%					
Joseph Rodi Jr.	1,089	10.89%		<b>REP - Chesilhurst County Committee Man (1)</b>			
Write-In				Under Votes: 14			
Rejected Write-In 1	1	0.01%		Over Votes: 0			
Rejected Write-In 2	1	0.01%		Write-In			
Rejected Write-In 3	1	0.01%		Samuel White	2	66.67%	
Eric Clapton	1	0.01%		Samuel White Jr	1	33.33%	
Nicholas Gaudio	1	0.01%		<b>Total ...</b>	<b>3</b>	<b>100.00%</b>	
Thomas Yarnall	1	0.01%					
John Hoban	1	0.01%		<b>REP - Chesilhurst County Committee Wo (1)</b>			
Jack Bruce	1	0.01%		Under Votes: 14			
Rejected Write-In 4	1	0.01%		Over Votes: 0			
Rejected Write-In 5	1	0.01%		Write-In			
Rejected Write-In 6	1	0.01%		Sharon Meltom	3	100.00%	
George Baker	1	0.01%		<b>Total ...</b>	<b>3</b>	<b>100.00%</b>	
<b>Total ...</b>	<b>9,998</b>	<b>100.00%</b>					
				<b>REP - Clementon Council (3)</b>			
<b>REP - Cherry Hill County Committee Won (48)</b>	<b>48/48</b>	<b>100.00%</b>		Under Votes: 43			
Under Votes: 2952				Over Votes: 0			
Over Votes: 0				Joseph Feldman	68	52.71%	
Ann Madden Tufano	1,216	12.28%		William F. Weyland	61	47.29%	
Dolores A. Kelly	1,103	11.14%		Write-In			
Nancy O'Dowd	1,089	11.00%		<b>Total ...</b>	<b>129</b>	<b>100.00%</b>	
Mindy Rosen	1,091	11.02%					
Rose Ann Casey	1,080	10.91%		<b>REP - Clementon County Committee Man (3)</b>			
Barbara Krowicki	1,081	10.92%		Under Votes: 78			
Theresa Mohrfeld	1,092	11.03%		Over Votes: 0			
Caren Sokolow	1,075	10.86%		Write-In			
Theresa Land-Fitzpatrick	1,062	10.73%		Jason Omax	1	100.00%	
Write-In				<b>Total ...</b>	<b>1</b>	<b>100.00%</b>	
Rejected Write-In 1	1	0.01%					
Rejected Write-In 2	1	0.01%					
Rejected Write-In 3	1	0.01%					

June 5, 2012

## Summary Report

Camden County

## OFFICIAL RESULTS

<b>REP - Clementon County Committee Wor</b>	<b>(3)</b>	<b>3/3 100.00%</b>	<b>REP - Gibbsboro County Committee Won</b>	<b>(2)</b>	<b>2/2 100.00%</b>
Under Votes: 78			Under Votes: 43		
Over Votes: 0			Over Votes: 0		
<b>Write-In</b>		<b>1 100.00%</b>	<b>Write-In</b>		
Diane Devinney					
			<b>Total ...</b>	<b>0 0.00%</b>	
<b>Total ...</b>		<b>1 100.00%</b>			
<b>REP - Collingswood County Committee N</b>	<b>(12)</b>	<b>12/12 100.00%</b>	<b>REP - Gloucester City Council Ward 1</b>	<b>(4)</b>	<b>4/4 100.00%</b>
Under Votes: 185			Under Votes: 12		
Over Votes: 0			Over Votes: 0		
<b>Al Richardson</b>		<b>199 34.97%</b>	<b>David Townsend</b>		<b>40 100.00%</b>
<b>Erlick Ford</b>		<b>178 31.28%</b>	<b>Write-In</b>		
<b>Joe Mc Monagle</b>		<b>184 32.34%</b>			
<b>Write-In</b>		<b>3 0.53%</b>	<b>Total ...</b>	<b>40 100.00%</b>	
<b>Rejected Write-In 1</b>		<b>1 0.18%</b>			
<b>Rejected Write-In 2</b>		<b>1 0.18%</b>	<b>REP - Gloucester City Council Ward 2</b>	<b>(3)</b>	<b>3/3 100.00%</b>
<b>Keith McCoy</b>		<b>1 0.18%</b>	Under Votes: 50		
<b>Ron Gutsmuth</b>		<b>1 0.18%</b>	Over Votes: 0		
<b>Bill Sheppard</b>		<b>1 0.18%</b>	<b>Write-In</b>		
<b>Neal Curry</b>		<b>1 0.18%</b>	<b>Thomas F Duffy Jr</b>		<b>1 100.00%</b>
<b>John Bentz</b>		<b>1 0.18%</b>			
<b>Robert Lipinski</b>		<b>1 0.18%</b>	<b>Total ...</b>	<b>1 100.00%</b>	
<b>Total ...</b>		<b>569 100.00%</b>	<b>REP - Gloucester City Council Ward 3 UN</b>	<b>(2)</b>	<b>2/2 100.00%</b>
			Under Votes: 8		
			Over Votes: 0		
<b>REP - Collingswood County Committee V</b>	<b>(12)</b>	<b>12/12 100.00%</b>	<b>Anthony Wojtkowiak</b>		<b>34 100.00%</b>
Under Votes: 692			<b>Write-In</b>		
Over Votes: 0					
<b>Write-In</b>		<b>2 33.33%</b>	<b>Total ...</b>	<b>34 100.00%</b>	
<b>Annmarie Bauman</b>		<b>1 16.67%</b>	<b>REP - Gloucester City Council Ward 3</b>	<b>(2)</b>	<b>2/2 100.00%</b>
<b>Kay Shannon</b>		<b>1 16.67%</b>	Under Votes: 9		
<b>Rhonda Junikka</b>		<b>1 16.67%</b>	Over Votes: 0		
<b>Yvonne Waite</b>		<b>1 16.67%</b>	<b>Lisa Lopez</b>		<b>33 100.00%</b>
<b>Total ...</b>		<b>6 100.00%</b>	<b>Write-In</b>		
<b>REP - Gibbsboro Council</b>	<b>(2)</b>	<b>2/2 100.00%</b>	<b>Total ...</b>	<b>33 100.00%</b>	
Under Votes: 86			<b>REP - Gloucester City County Committee</b>	<b>(9)</b>	<b>9/9 100.00%</b>
Over Votes: 0			Under Votes: 55		
<b>Write-In</b>			Over Votes: 0		
			<b>Wil Levins</b>		<b>108 44.26%</b>
<b>Total ...</b>		<b>0 0.00%</b>	<b>Jim Doster</b>		<b>87 35.66%</b>
			<b>John Raube</b>		<b>25 10.25%</b>
<b>REP - Gibbsboro County Committee Man</b>	<b>(2)</b>	<b>2/2 100.00%</b>	<b>David Raube</b>		<b>24 9.84%</b>
Under Votes: 43			<b>Write-In</b>		
Over Votes: 0					
<b>Write-In</b>			<b>Total ...</b>	<b>244 100.00%</b>	
			<b>REP - Gloucester City County Committee</b>	<b>(9)</b>	<b>9/9 100.00%</b>
<b>Total ...</b>		<b>0 0.00%</b>	Under Votes: 166		
			Over Votes: 0		
			<b>Gina Levins</b>		<b>120 95.24%</b>

June 5, 2012

## Summary Report

## Camden County

## OFFICIAL RESULTS

<b>REP - Gloucester City County Committee</b> (9)	9/9	100.00%	<b>REP - Haddon Heights Council UNEX</b> (7)	7/7	100.00%
Write-In			Write-In		
Jacqueline Raube	4	3.17%			
Minni Mouse	1	0.79%			
Rejected Write-In	1	0.79%			
<b>Total ...</b>	<b>126</b>	<b>100.00%</b>	<b>Total ...</b>	<b>207</b>	<b>100.00%</b>
<b>REP - Gloucester Twp County Committee</b> (40)	40/40	100.00%	<b>REP - Haddon Heights Council</b> (7)	7/7	100.00%
Under Votes: 1403			Under Votes: 71		
Over Votes: 0			Over Votes: 0		
Raymond Polldoro	731	13.04%	Jack D. Merryfield	210	52.11%
Michael Martin	645	11.51%	David M. Ragonese	186	46.15%
Dennis W. Palmer	647	11.54%	Write-In		
Charles Fote III	607	10.83%	Rejected Write-In	1	0.25%
Jeffrey Booker	629	11.22%	Minnie Mouse	1	0.25%
James Bonnette Sr.	664	11.85%	Christopher Soriano	5	1.24%
Eugene Lawrence	686	12.24%			
Eric Lawrence	200	3.57%	<b>Total ...</b>	<b>403</b>	<b>100.00%</b>
Robbie Traylor	210	3.75%	<b>REP - Haddon Heights County Committee</b> (7)	7/7	100.00%
Fernando Powers	191	3.41%	Under Votes: 130		
Lewis J. Reed	200	3.57%	Over Votes: 0		
William H. Holmes Jr.	189	3.37%	Albert J. Olizi Jr.	198	33.96%
Write-In			Jack D. Merryfield	198	33.96%
Girard Falzon	2	0.04%	Christopher L. Soriano	167	32.08%
Daniel T Pawlak	1	0.02%	Write-In		
Darren Gladden	1	0.02%			
Josh Perry	1	0.02%	<b>Total ...</b>	<b>583</b>	<b>100.00%</b>
Tom Crone	1	0.02%	<b>REP - Haddon Heights County Committee</b> (7)	7/7	100.00%
<b>Total ...</b>	<b>5,605</b>	<b>100.00%</b>	Under Votes: 128		
<b>REP - Gloucester Twp County Committee</b> (40)	40/40	100.00%	Over Votes: 0		
Under Votes: 1678			Kimberley Kluchnick	197	33.85%
Over Votes: 0			Audrey F. Di Renzo	193	33.16%
Linda Musser	763	14.38%	Rita Rapa	192	32.99%
Margaret Centritto	734	13.83%	Write-In		
Diana Escobar-Wachter	710	13.38%			
Stacy Santiago	721	13.59%	<b>Total ...</b>	<b>582</b>	<b>100.00%</b>
Erica Weissmann	729	13.74%	<b>REP - Haddon Twp County Committee</b> (15)	15/15	100.00%
Shelley Lovett	725	13.66%	Under Votes: 451		
Joanne P. Carr	720	13.57%	Over Votes: 0		
Alice Grace Reed	203	3.83%	Robert J. Venuti	324	22.82%
Write-In			Lawrence Gasperone Jr.	262	19.86%
Rejected Write-In	1	0.02%	William Mann	275	19.37%
<b>Total ...</b>	<b>5,306</b>	<b>100.00%</b>	Aaron Rocks	271	19.08%
<b>REP - Haddon Heights Council UNEX</b> (7)	7/7	100.00%	Joshua Rocks	268	18.87%
Under Votes: 29			Write-In		
Over Votes: 0					
Susan R. Griffith	207	100.00%	<b>Total ...</b>	<b>1,420</b>	<b>100.00%</b>
			<b>REP - Haddon Twp County Committee</b> (15)	15/15	100.00%
			Under Votes: 450		
			Over Votes: 0		
			Jennie Helms	315	22.18%
			Dolores G. Hughes	282	19.86%

June 5, 2012

## Summary Report

Camden County

## OFFICIAL RESULTS

<b>REP - Haddon Twp County Committee W</b>	(15)	15/15	100.00%	<b>REP - Laurel Springs Council</b>	(2)	2/2	100.00%
Elizabeth Helms		275	19.37%	Under Votes: 20			
Nancy W. Crowthers		275	19.37%	Over Votes: 0			
Janetta L. Crowthers		272	19.15%	David A. Thatcher		50	51.02%
Write-In				James W. Redstreak		48	48.98%
Maggie Downham		1	0.07%	Write-In			
<b>Total ...</b>		<b>1,420</b>	<b>100.00%</b>	<b>Total ...</b>		<b>98</b>	<b>100.00%</b>
<b>REP - Haddonfield County Committee Ma</b>	(10)	10/10	100.00%	<b>REP - Laurel Springs County Committee</b>	(2)	2/2	100.00%
Under Votes: 316				Under Votes: 10			
Over Votes: 0				Over Votes: 0			
Jeffrey S. Kasko		305	20.96%	David A. Thatcher		49	100.00%
Gregory W. Horton		295	20.27%	Write-In			
D. Andrew Bertorelli Jr.		284	19.52%	<b>Total ...</b>		<b>49</b>	<b>100.00%</b>
Matthew S. Wolf		287	19.73%	<b>REP - Laurel Springs County Committee'</b>	(2)	2/2	100.00%
Gregory D. De Michele		284	19.52%	Under Votes: 6			
Write-In				Over Votes: 0			
<b>Total ...</b>		<b>1,466</b>	<b>100.00%</b>	Patricia Mc Cunney		53	100.00%
<b>REP - Haddonfield County Committee Wc</b>	(10)	10/10	100.00%	Write-In			
Under Votes: 329				<b>Total ...</b>		<b>53</b>	<b>100.00%</b>
Over Votes: 0				<b>REP - Lawnside Council</b>	(2)	2/2	100.00%
Sarah Crosbie		303	21.09%	Under Votes: 16			
Susanne Lafrankle-Principato		284	19.76%	Over Votes: 0			
Christine M. Schultz		286	19.90%	Write-In			
Cynthia Plucinski		283	19.69%	<b>Total ...</b>		<b>0</b>	<b>0.00%</b>
Sonia A. Novoa		280	19.49%	<b>REP - Lawnside County Committee Man</b>	(2)	2/2	100.00%
Write-In				Under Votes: 8			
Freddie Mercury		1	0.07%	Over Votes: 0			
<b>Total ...</b>		<b>1,437</b>	<b>100.00%</b>	Write-In			
<b>REP - Hi-Nella Council</b>	(1)	1/1	100.00%	<b>Total ...</b>		<b>0</b>	<b>0.00%</b>
Under Votes: 16				<b>REP - Lawnside County Committee Wom.</b>	(2)	2/2	100.00%
Over Votes: 0				Under Votes: 8			
Write-In				Over Votes: 0			
<b>Total ...</b>		<b>0</b>	<b>0.00%</b>	Write-In			
<b>REP - Hi-Nella County Committee Man</b>	(1)	1/1	100.00%	<b>Total ...</b>		<b>0</b>	<b>0.00%</b>
Under Votes: 8				<b>REP - Lindenwold Council</b>	(9)	9/9	100.00%
Over Votes: 0				Under Votes: 260			
Write-In				Over Votes: 0			
<b>Total ...</b>		<b>0</b>	<b>0.00%</b>	Write-In			
<b>REP - Hi-Nella County Committee Womar</b>	(1)	1/1	100.00%	Frank Cavallaro		1	25.00%
Under Votes: 8				Ramona Schlaegel		1	25.00%
Over Votes: 0				Virginia Pepe		1	25.00%
Write-In				<b>Total ...</b>		<b>0</b>	<b>0.00%</b>
<b>Total ...</b>		<b>0</b>	<b>0.00%</b>				



June 5, 2012

## Summary Report

## Camden County

## OFFICIAL RESULTS

<b>REP - Lindenwold Council (cont'd...)</b> (9)	9/9 100.00%	<b>REP - Merchantville County Committee M</b> (3)	3/3 100.00%
Phyllis Pepe	1 25.00%	Under Votes: 83	
		Over Votes: 0	
<b>Total ...</b>	<b>4 100.00%</b>	Write-In	
<b>REP - Lindenwold County Committee Mai</b> (9)	9/9 100.00%	Peter Glowacki Sr	1 100.00%
Under Votes: 218		<b>Total ...</b>	<b>1 100.00%</b>
Over Votes: 0			
Norbert C. Bucholtz	47 95.92%	<b>REP - Merchantville County Committee M</b> (3)	3/3 100.00%
Write-In		Under Votes: 84	
Andrew Smith	1 2.04%	Over Votes: 0	
Garry L. Pilts	1 2.04%	Write-In	
<b>Total ...</b>	<b>49 100.00%</b>	<b>Total ...</b>	<b>0 0.00%</b>
<b>REP - Lindenwold County Committee Wo</b> (9)	9/9 100.00%	<b>REP - Mt. Ephraim County Committee Ma</b> (4)	4/4 100.00%
Under Votes: 262		Under Votes: 37	
Over Votes: 0		Over Votes: 0	
Write-In		John Blagojevich	29 52.73%
Jackie Parkar	1 50.00%	Write-In	
Ramona Schlaegel	1 50.00%	Rejected Write-In	1 1.82%
<b>Total ...</b>	<b>2 100.00%</b>	Nick Salamone	25 45.45%
<b>REP - Magnolia Council</b> (4)	4/4 100.00%	<b>Total ...</b>	<b>55 100.00%</b>
Under Votes: 96		<b>REP - Mt. Ephraim County Committee Wc</b> (4)	4/4 100.00%
Over Votes: 0		Under Votes: 43	
Write-In		Over Votes: 0	
<b>Total ...</b>	<b>0 0.00%</b>	Diane Mc Mahon	48 97.96%
<b>REP - Magnolia County Committee Man</b> (4)	4/4 100.00%	Write-In	
Under Votes: 59		Nick Salamone	1 2.04%
Over Votes: 0		<b>Total ...</b>	<b>49 100.00%</b>
Kevin P. Ehret	40 100.00%	<b>REP - Oaklyn Council UNEX 1YR</b> (4)	4/4 100.00%
Write-In		Under Votes: 77	
<b>Total ...</b>	<b>40 100.00%</b>	Over Votes: 0	
<b>REP - Magnolia County Committee Womz</b> (4)	4/4 100.00%	Write-In	
Under Votes: 96		Karen Meter	1 50.00%
Over Votes: 0		Stephen Delphey	1 50.00%
Write-In		<b>Total ...</b>	<b>2 100.00%</b>
<b>Total ...</b>	<b>0 0.00%</b>	<b>REP - Oaklyn Council UNEX 2YR</b> (4)	4/4 100.00%
<b>REP - Merchantville Council</b> (3)	3/3 100.00%	Under Votes: 78	
Under Votes: 166		Over Votes: 0	
Over Votes: 0		Write-In	
Write-In		Stephen Delphey	1 100.00%
Dennis Martin	1 50.00%	<b>Total ...</b>	<b>1 100.00%</b>
Monica Sohler	1 50.00%		
<b>Total ...</b>	<b>2 100.00%</b>		

June 5, 2012

## Summary Report

Camden County

## OFFICIAL RESULTS

<b>REP - Oaklyn Council</b>	(4)	4/4	100.00%	<b>REP - Pennsauken County Committee W</b>	(24)	24/24	100.00%
Under Votes: 156				Jean Barth		320	19.48%
Over Votes: 0				Ellyn Mc Mullin		326	19.84%
Write-In				E. Susan Anderson		322	19.60%
Rejected Write-In	1	50.00%		Mary E. Applegate		320	19.48%
Stephen Delphey	1	50.00%		Write-In			
<b>Total ...</b>	<b>2</b>	<b>100.00%</b>		Rejected Write-In 1		1	0.06%
				Rejected Write-In 2		1	0.06%
<b>REP - Oaklyn County Committee</b>	(4)	4/4	100.00%	Rejected Write-In 3		1	0.06%
Under Votes: 77				Rejected Write-In 4		1	0.06%
Over Votes: 0				Rejected Write-In 5		1	0.06%
Write-In				Rachel Schiavo		1	0.06%
Matt Rooney	1	50.00%		<b>Total ...</b>	<b>1,643</b>	<b>100.00%</b>	
Stephen Delphey	1	50.00%		<b>REP - Pine Hill Council</b>	(6)	6/6	100.00%
<b>Total ...</b>	<b>2</b>	<b>100.00%</b>		Under Votes: 140			
				Over Votes: 0			
<b>REP - Oaklyn County Committee</b>	(4)	4/4	100.00%	Write-In			
Under Votes: 79				Girard Falzon		1	50.00%
Over Votes: 0				Kafesha Bue		1	50.00%
Write-In				<b>Total ...</b>	<b>2</b>	<b>100.00%</b>	
<b>Total ...</b>	<b>0</b>	<b>0.00%</b>		<b>REP - Pine Hill County Committee Man</b>	(6)	6/6	100.00%
				Under Votes: 141			
<b>REP - Pennsauken Township Committee</b>	(24)	24/24	100.00%	Over Votes: 0			
Under Votes: 792				Write-In			
Over Votes: 0				Girard Falzon		1	50.00%
Write-In				Jim Barton		1	50.00%
James Carty	1	16.67%		<b>Total ...</b>	<b>2</b>	<b>100.00%</b>	
Matthew Sheldon	1	16.67%		<b>REP - Pine Hill County Committee Woma</b>	(6)	6/6	100.00%
Peter Ambruch	1	16.67%		Under Votes: 142			
Paul Lneman	1	16.67%		Over Votes: 0			
Joe Diaco	1	16.67%		Write-In			
Shannon McClain	1	16.67%		<b>Total ...</b>	<b>0</b>	<b>0.00%</b>	
<b>Total ...</b>	<b>6</b>	<b>100.00%</b>		<b>REP - Pennsauken County Committee Me</b>	(24)	24/24	100.00%
				Under Votes: 518			
<b>REP - Pennsauken County Committee W</b>	(24)	24/24	100.00%	Over Votes: 0			
Under Votes: 518				Stewart Bolno		347	21.13%
Over Votes: 0				Bill Chester		323	19.67%
Write-In				Gene Mignogna		326	19.85%
Stewart Bolno	347	21.13%		Orlando Monaco		324	19.73%
Bill Chester	323	19.67%		Harold M. Miller		322	19.61%
Gene Mignogna	326	19.85%		Write-In			
Orlando Monaco	324	19.73%		<b>Total ...</b>	<b>1,642</b>	<b>100.00%</b>	
Harold M. Miller	322	19.61%		<b>REP - Runnemede Council</b>	(6)	6/6	100.00%
Write-In				Under Votes: 240			
<b>Total ...</b>	<b>1,642</b>	<b>100.00%</b>		Over Votes: 0			
				Write-In			
<b>REP - Pennsauken County Committee W</b>	(24)	24/24	100.00%	John Witthohn		2	28.57%
Under Votes: 518				Ken Neuhauser		1	14.29%
Over Votes: 0				Kathy Neuhauser		1	14.29%
Jo Ann Young	349	21.24%		Noelle Witthohn		2	28.57%
				Joe Smiriglio		1	14.29%
				<b>Total ...</b>	<b>7</b>	<b>100.00%</b>	

June 5, 2012

## Summary Report

## Camden County

## OFFICIAL RESULTS

<b>REP - Runnemede County Committtee Ma</b> (6)	6/6 100.00%	<b>REP - Stratford Council (cont'd...)</b> (6)	6/6 100.00%
Under Votes: 64		William Grover	8 2.96%
Over Votes: 0			
		<b>Total ...</b>	<b>270 100.00%</b>
<b>Joseph Smiriglio</b>	<b>106 52.48%</b>	<b>REP - Stratford County Committee Man</b> (6)	6/6 100.00%
<b>Bill De Martin</b>	<b>92 45.54%</b>	Under Votes: 65	
Write-In		Over Votes: 0	
John Witthohn	2 0.99%	<b>Lawrence Devaro</b>	<b>131 50.19%</b>
Paul Witthohn	2 0.99%	<b>Albert Adolf</b>	<b>125 47.89%</b>
<b>Total ...</b>	<b>202 100.00%</b>	Write-In	
<b>REP - Runnemede County Committee Wc</b> (6)	6/6 100.00%	Paul Witthohn	1 0.38%
Under Votes: 145		Rosie Simkins	2 0.77%
Over Votes: 0		William Grover	2 0.77%
		<b>Total ...</b>	<b>261 100.00%</b>
<b>Diane Smiriglio</b>	<b>108 96.43%</b>	<b>REP - Stratford County Committee Woma</b> (6)	6/6 100.00%
Write-In		Under Votes: 67	
Denise Buzz	1 0.89%	Over Votes: 0	
<b>Noelle Witthohn</b>	<b>2 1.79%</b>	<b>Laurie Maloney</b>	<b>136 52.31%</b>
<b>Kathleen Neuhauser</b>	<b>1 0.89%</b>	<b>Mary Stone</b>	<b>121 46.54%</b>
<b>Total ...</b>	<b>112 100.00%</b>	Write-In	
<b>REP - Somerdale Council</b> (4)	4/4 100.00%	Ada Walsh	1 0.38%
Under Votes: 94		Rosie Simpkins	2 0.77%
Over Votes: 0		<b>Total ...</b>	<b>260 100.00%</b>
Write-In		<b>REP - Voorhees Township Committee</b> (19)	19/19 100.00%
<b>Total ...</b>	<b>0 0.00%</b>	Under Votes: 164	
<b>REP - Somerdale County Committee Man</b> (4)	4/4 100.00%	Over Votes: 0	
Under Votes: 30		<b>Tom Booth</b>	<b>382 51.97%</b>
Over Votes: 0		<b>Dan Buck</b>	<b>353 48.03%</b>
<b>David Reeder</b>	<b>17 100.00%</b>	Write-In	
Write-In		<b>Total ...</b>	<b>735 100.00%</b>
<b>Total ...</b>	<b>17 100.00%</b>	<b>REP - Voorhees County Committee Man</b> (19)	19/19 100.00%
<b>REP - Somerdale County Committtee Wor</b> (4)	4/4 100.00%	Under Votes: 965	
Under Votes: 47		Over Votes: 0	
Over Votes: 0		<b>Brian Mc Govern</b>	<b>366 17.44%</b>
Write-In		<b>Todd Mitchell</b>	<b>345 16.44%</b>
<b>Total ...</b>	<b>0 0.00%</b>	<b>Michael Friedman</b>	<b>353 16.82%</b>
<b>REP - Stratford Council</b> (6)	6/6 100.00%	<b>Chuck Hague</b>	<b>343 16.34%</b>
Under Votes: 57		<b>Scott Riley</b>	<b>341 16.25%</b>
Over Votes: 0		<b>Tom Booth</b>	<b>347 16.53%</b>
<b>Michael Maloney</b>	<b>132 48.89%</b>	Write-In	
<b>Albert Adolf</b>	<b>121 44.81%</b>	Douglas J Vail	1 0.05%
Write-In		Joe Brennan	1 0.05%
Paul Witthohn	1 0.37%	<b>Nicholas J Lukaszewicz</b>	<b>2 0.10%</b>
Steve Venuto	8 2.96%	<b>Total ...</b>	<b>2,099 100.00%</b>

June 5, 2012

## Summary Report

Camden County

## OFFICIAL RESULTS

<u>REP - Voorhees County Committee Wom. (19) 19/19 100.00%</u>			<u>REP - Winslow Township Committee War (5) 4/5 80.00%</u>		
Under Votes: 1010			Under Votes: 142		
Over Votes: 0			Over Votes: 0		
Jody Ralnes	363	17.65%	Write-In		
Maureen Booth	338	16.43%	Helen Hart Magobet 1 50.00%		
Kathleen Riley	342	16.63%	Joe Vanderslice 1 50.00%		
Barbara Silary	339	15.48%	Total ... 2 100.00%		
Alison Hague	331	16.09%	<u>REP - Winslow Township Committee War (4) 4/4 100.00%</u>		
Gail Hann	342	16.63%	Under Votes: 44		
Write-In	1	0.05%	Over Votes: 0		
Maureen Brennan	1	0.05%	Write-In		
Cheryl A Cole	1	0.05%	Stuart Field 1 100.00%		
Total ...	2,057	100.00%	Total ... 1 100.00%		
<u>REP - Waterford Township Committee (8) 8/8 100.00%</u>			<u>REP - Winslow Township Committee War (5) 5/5 100.00%</u>		
Under Votes: 49			Under Votes: 88		
Over Votes: 0			Over Votes: 0		
Thomas Giangiullo	181	100.00%	Write-In		
Write-In			John M Guthrie 1 50.00%		
Total ...	181	100.00%	Paul S Kaplan 1 50.00%		
<u>REP - Waterford County Committee Man (8) 8/8 100.00%</u>			Total ... 2 100.00%		
Under Votes: 154			<u>REP - Winslow County Committee Ward (5) 5/5 100.00%</u>		
Over Votes: 0			Under Votes: 960		
Anthony Clark	190	35.51%	Over Votes: 0		
William Richardson	175	32.71%	Write-In		
Al Campbell	170	31.78%	Richard Thorne 1 18.67%		
Write-In			David Regn 1 16.67%		
Total ...	535	100.00%	Kevin Caldwell 1 16.67%		
<u>REP - Waterford County Committee Wom (8) 8/8 100.00%</u>			Johnathan Dotoli 1 16.67%		
Under Votes: 175			Steven Liberto 1 16.67%		
Over Votes: 0			Alexander Swan 1 16.67%		
Julia Levoch Day	176	34.31%	Total ... 6 100.00%		
Lynn Ferguson	170	33.14%	<u>REP - Winslow County Committee Ward (5) 5/5 100.00%</u>		
Terry Sharp	167	32.55%	Under Votes: 966		
Write-In			Over Votes: 0		
Total ...	513	100.00%	Write-In		
<u>REP - Winslow Township Committee War (5) 5/5 100.00%</u>			Total ... 0 0.00%		
Under Votes: 16			<u>REP - Winslow County Committee Ward 2 (5) 4/5 80.00%</u>		
Over Votes: 0			Under Votes: 861		
Anthony J. Tomasello	158	98.75%	Over Votes: 0		
Write-In			Write-In		
Michael Hoffman	2	1.25%	Rejected Write-In 1 33.33%		
Total ...	160	100.00%	Rejected Write-In 2 1 33.33%		

June 5, 2012

## Summary Report


Camden County

## OFFICIAL RESULTS

<hr/>			<hr/>		
REP - Winslow County Committee Ward :	(5)	4/5 80.00%	REP - Woodlynne Council (cont'd...)	(2)	2/2 100.00%
Joe Vanderslice		1 33.33%	John Leary		1 33.33%
			Nacovin Norman		1 33.33%
			Greg Summers		1 33.33%
			Total ...		3 100.00%
<hr/>			<hr/>		
REP - Winslow County Committee Ward :	(5)	4/5 80.00%			
Under Votes:	858				
Over Votes:	0				
Write-In					
Rejected Write-In 1		1 16.67%			
Rejected Write-In 2		1 16.67%			
Rejected Write-In 3		1 16.67%			
Rejected Write-In 4		1 16.67%			
Rejected Write-In 5		1 16.67%			
Helen Hart Magobet		1 16.67%			
			Total ...		3 100.00%
<hr/>			<hr/>		
REP - Winslow County Committee Ward :	(4)	4/4 100.00%	REP - Woodlynne County Committee Mar	(2)	2/2 100.00%
Under Votes:	270		Under Votes:	0	
Over Votes:	0		Over Votes:	0	
Write-In			Nacovin Norman		18 94.74%
			Write-In		
			John Leary		1 5.26%
			Total ...		19 100.00%
<hr/>			<hr/>		
REP - Winslow County Committee Ward :	(4)	4/4 100.00%	REP - Woodlynne County Committee Wor	(2)	2/2 100.00%
Under Votes:	270		Under Votes:	0	
Over Votes:	0		Over Votes:	0	
Write-In			Marle Hutt		19 100.00%
			Write-In		
			Total ...		19 100.00%
<hr/>			<hr/>		
REP - Winslow County Committee Ward :	(4)	4/4 100.00%			
Under Votes:	270				
Over Votes:	0				
Write-In					
			Total ...		0 0.00%
<hr/>			<hr/>		
REP - Winslow County Committee Ward :	(5)	5/5 100.00%			
Under Votes:	538				
Over Votes:	0				
Write-In					
John M Guthrie		1 50.00%			
Paul Kaplan		1 50.00%			
			Total ...		2 100.00%
<hr/>			<hr/>		
REP - Winslow County Committee Ward :	(5)	5/5 100.00%			
Under Votes:	538				
Over Votes:	0				
Write-In					
Barry Wright		1 50.00%			
Hajar Guthrie		1 50.00%			
			Total ...		2 100.00%
<hr/>			<hr/>		
REP - Woodlynne Council	(2)	2/2 100.00%			
Under Votes:	35				
Over Votes:	0				
Write-In		0 0.00%			

Camden County  
 Primary Election  
 June 5, 2012

Official Results

  
 Joseph Ripa  
 Camden County Clerk

DEMOCRATIC PRESIDENT & DELEGATES

Vote for 1

	Registered Voters	Ballots Cast	% Turnout	Barack Obama
Audubon Boro Dist 1	273	30	10.99%	24
Audubon Boro Dist 2	220	13	5.91%	10
Audubon Boro Dist 3	407	31	7.62%	26
Audubon Boro Dist 4	220	12	5.45%	12
Audubon Boro Dist 5	297	33	11.11%	29
Audubon Boro Dist 6	395	41	10.38%	35
Audubon Boro Dist 7	235	21	8.94%	19
Audubon Boro Dist 8	326	30	9.20%	26
Audubon Boro Mail-In Ballot	0	25	0.00%	21
Audubon Boro Provisional	0	0	0.00%	0
Audubon Boro Mail-In Ballot Rejected	0	0	0.00%	0
Audubon Boro Provisional Rejected	0	0	0.00%	0
Audubon Boro Emergency Ballots	0	0	0.00%	0
<b>Totals - Audubon Boro</b>	<b>2373</b>	<b>236</b>	<b>9.95%</b>	<b>202</b>
Audubon Park Dist 1	520	57	10.96%	40
Audubon Park Mail-In Ballot	0	5	0.00%	2
Audubon Park Provisional	0	0	0.00%	0
Audubon Park Mail-In Ballot Rejected	0	0	0.00%	0
Audubon Park Provisional Rejected	0	0	0.00%	0
Audubon Park Emergency Ballots	0	0	0.00%	0
<b>Totals - Audubon Park</b>	<b>520</b>	<b>62</b>	<b>11.92%</b>	<b>42</b>
Barrington Dist 1	449	45	10.02%	35
Barrington Dist 2	271	21	7.75%	17
Barrington Dist 3	371	40	10.78%	31
Barrington Dist 4	524	57	10.88%	44
Barrington Dist 5	195	16	8.21%	12
Barrington Mail-In Ballot	0	19	0.00%	16
Barrington Provisional	0	1	0.00%	1
Barrington Mail-In Ballot Rejected	0	0	0.00%	0

Camden County  
 Primary Election  
 June 5, 2012

Official Results


  
 Joseph Ripa  
 Camden County Clerk

DEMOCRATIC PRESIDENT & DELEGATES  
 Vote for 1

	Registered Voters	Ballots Cast	% Turnout	Barack Obama
Barrington Provisional Rejected	0	0	0.00%	0
Barrington Emergency Ballots	0	0	0.00%	0
Totals - Barrington	1810	199	10.99%	156
Bellmawr Dist 1	546	153	28.02%	86
Bellmawr Dist 2	578	158	27.34%	98
Bellmawr Dist 3	472	108	22.88%	70
Bellmawr Dist 4	541	207	38.26%	138
Bellmawr Dist 5	374	93	24.87%	55
Bellmawr Dist 6	507	128	25.25%	77
Bellmawr Dist 7	429	115	26.81%	61
Bellmawr Mail-In Ballot	0	52	0.00%	45
Bellmawr Provisional	0	4	0.00%	0
Bellmawr Mail-In Ballot Rejected	0	0	0.00%	0
Bellmawr Provisional Rejected	0	0	0.00%	0
Bellmawr Emergency Ballots	0	0	0.00%	0
Totals - Bellmawr	3447	1018	29.53%	630
Berlin Boro Dist 1	288	19	6.60%	15
Berlin Boro Dist 2	374	35	9.36%	29
Berlin Boro Dist 3	422	33	7.82%	31
Berlin Boro Dist 4	408	37	9.07%	32
Berlin Boro Dist 5	194	17	8.76%	17
Berlin Boro Mail-In Ballot	0	31	0.00%	25
Berlin Boro Provisional	0	1	0.00%	0
Berlin Boro Mail-In Ballot Rejected	0	0	0.00%	0
Berlin Boro Provisional Rejected	0	0	0.00%	0
Berlin Boro Emergency Ballots	0	0	0.00%	0
Totals - Berlin Boro	1686	173	10.26%	149

Camden County  
 Primary Election  
 June 5, 2012

Official Results

  
 Joseph Ripa  
 Camden County Clerk

DEMOCRATIC PRESIDENT & DELEGATES


Vote for 1

	Registered Voters	Ballots Cast	% Turnout	Barack Obama
Berlin Twp Dist 1	436	52	11.93%	45
Berlin Twp Dist 2	260	33	12.69%	32
Berlin Twp Dist 3	231	15	6.49%	13
Berlin Twp Dist 4	577	48	8.32%	37
Berlin Twp Mail-In Ballot	0	17	0.00%	15
Berlin Twp Provisional	0	10	0.00%	7
Berlin Twp Mail-In Ballot Rejected	0	0	0.00%	0
Berlin Twp Provisional Rejected	0	0	0.00%	0
Berlin Twp Emergency Ballots	0	0	0.00%	0
<b>Totals - Berlin Twp</b>	<b>1504</b>	<b>175</b>	<b>11.64%</b>	<b>149</b>
Brooklawn Dist 1	508	67	13.19%	52
Brooklawn Mail-In Ballot	0	3	0.00%	3
Brooklawn Provisional	0	0	0.00%	0
Brooklawn Mail-In Ballot Rejected	0	0	0.00%	0
Brooklawn Provisional Rejected	0	0	0.00%	0
Brooklawn Emergency Ballots	0	0	0.00%	0
<b>Totals - Brooklawn</b>	<b>508</b>	<b>70</b>	<b>13.78%</b>	<b>55</b>
Camden City W1 D1	299	44	14.72%	41
Camden City W1 D2	692	109	15.75%	101
Camden City W1 D3	416	60	14.42%	55
Camden City W1 D4	390	45	11.54%	42
Camden City W1 D5	286	29	10.14%	29
Camden City W1 D6	222	36	16.22%	31
Camden City W1 D7	291	43	14.78%	41
Camden City W1 D8	459	84	18.30%	80
Camden City W1 D9	624	54	8.65%	50
Camden City W1 D10	704	88	12.50%	84
Camden City Ward 1 Mail-In Ballot	0	38	0.00%	38
Camden City Ward 1 Provisional	0	0	0.00%	0



Camden County  
 Primary Election  
 June 5, 2012

Official Results

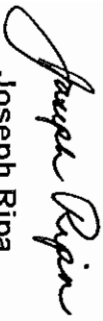
  
 Joseph Ripa  
 Camden County Clerk

DEMOCRATIC PRESIDENT & DELEGATES  
 Vote for 1

	Registered Voters	Ballots Cast	% Turnout	Barack Obama
Camden City W1 Mail-In Ballot Rejected	0	0	0.00%	0
Camden City W1 Provisional Rejected	0	0	0.00%	0
Camden City W1 Emergency Ballots	0	0	0.00%	0
<b>Totals - Camden City W1</b>	<b>4383</b>	<b>630</b>	<b>14.37%</b>	<b>592</b>
Camden City W2 D1	553	112	20.25%	107
Camden City W2 D2	489	112	22.90%	112
Camden City W2 D3	581	121	20.83%	113
Camden City W2 D4	340	47	13.82%	46
Camden City W2 D5	333	42	12.61%	42
Camden City W2 D6	559	93	16.64%	88
Camden City W2 D7	513	77	15.01%	76
Camden City W2 D8	640	101	15.78%	98
Camden City W2 D9	564	110	19.50%	105
Camden City W2 D10	353	71	20.11%	67
Camden City W2 D11	185	24	12.97%	23
Camden City Ward 2 Mail-In Ballot	0	47	0.00%	46
Camden City Ward 2 Provisional	0	15	0.00%	10
Camden City W2 Mail-In Ballot Rejected	0	0	0.00%	0
Camden City W2 Provisional Rejected	0	0	0.00%	0
Camden City W2 Emergency Ballots	0	0	0.00%	0
<b>Totals - Camden City W2</b>	<b>5110</b>	<b>972</b>	<b>19.02%</b>	<b>933</b>
Camden City W3 D1	290	39	13.45%	35
Camden City W3 D2	675	81	12.00%	79
Camden City W3 D3	331	68	20.54%	62
Camden City W3 D4	408	51	12.50%	50
Camden City W3 D5	365	38	10.41%	37
Camden City W3 D6	464	85	18.32%	81
Camden City W3 D7	413	53	12.83%	51
Camden City W3 D8	456	55	12.06%	52

Camden County  
 Primary Election  
 June 5, 2012

Official Results

  
 Joseph Ripa  
 Camden County Clerk


DEMOCRATIC PRESIDENT & DELEGATES

Vote for 1

	Registered Voters	Ballots Cast	% Turnout	Barack Obama
Camden City W3 D9	296	32	10.81%	29
Camden City Ward 3 Mail-In Ballot	0	24	0.00%	21
Camden City Ward 3 Provisional	0	4	0.00%	4
Camden City W3 Mail-In Ballot Rejected	0	0	0.00%	0
Camden City W3 Provisional Rejected	0	0	0.00%	0
Camden City W3 Emergency Ballots	0	0	0.00%	0
<b>Totals - Camden City W3</b>	<b>3698</b>	<b>530</b>	<b>14.33%</b>	<b>501</b>
Camden City W4 D1	393	36	9.16%	34
Camden City W4 D2	371	31	8.36%	31
Camden City W4 D3	542	91	16.79%	83
Camden City W4 D4	445	50	11.24%	47
Camden City W4 D5	330	44	13.33%	39
Camden City W4 D6	382	40	10.47%	39
Camden City W4 D7	366	39	10.66%	38
Camden City W4 D8	405	48	11.85%	47
Camden City W4 D9	422	61	14.45%	50
Camden City W4 D10	395	28	7.09%	24
Camden City Ward 4 Mail-In Ballot	0	18	0.00%	18
Camden City Ward 4 Provisional	0	13	0.00%	12
Camden City W4 Mail-In Ballot Rejected	0	0	0.00%	0
Camden City W4 Provisional Rejected	0	0	0.00%	0
Camden City W4 Emergency Ballots	0	0	0.00%	0
<b>Totals - Camden City W4</b>	<b>4051</b>	<b>499</b>	<b>12.32%</b>	<b>462</b>
<b>Totals - Camden City</b>	<b>177242</b>	<b>2631</b>	<b>15.26%</b>	<b>2488</b>
Cherry Hill Dist 1	361	28	7.76%	24
Cherry Hill Dist 2	413	28	6.78%	25
Cherry Hill Dist 3	437	26	5.95%	24
Cherry Hill Dist 4	428	19	4.44%	17

Camden County  
 Primary Election  
 June 5, 2012

Official Results

  
 Joseph Ripa  
 Camden County Clerk


DEMOCRATIC PRESIDENT & DELEGATES

Vote for 1

	Registered Voters	Ballots Cast	% Turnout	Barack Obama
Cherry Hill Dist 5	465	38	8.17%	37
Cherry Hill Dist 6	375	25	6.67%	23
Cherry Hill Dist 7	460	46	10.00%	44
Cherry Hill Dist 8	331	34	10.27%	32
Cherry Hill Dist 9	400	29	7.25%	27
Cherry Hill Dist 10	540	53	9.81%	51
Cherry Hill Dist 11	422	35	8.29%	34
Cherry Hill Dist 12	460	44	9.57%	37
Cherry Hill Dist 13	336	36	10.71%	28
Cherry Hill Dist 14	289	16	5.54%	14
Cherry Hill Dist 15	475	49	10.32%	42
Cherry Hill Dist 16	347	23	6.63%	20
Cherry Hill Dist 17	463	54	11.66%	50
Cherry Hill Dist 18	334	34	10.18%	31
Cherry Hill Dist 19	414	44	10.63%	33
Cherry Hill Dist 20	483	40	8.28%	38
Cherry Hill Dist 21	442	38	8.60%	32
Cherry Hill Dist 22	334	26	7.78%	26
Cherry Hill Dist 23	414	27	6.52%	25
Cherry Hill Dist 24	475	51	10.74%	44
Cherry Hill Dist 25	390	24	6.15%	17
Cherry Hill Dist 26	529	59	11.15%	53
Cherry Hill Dist 27	423	30	7.09%	27
Cherry Hill Dist 28	535	35	6.54%	33
Cherry Hill Dist 29	508	39	7.68%	36
Cherry Hill Dist 30	381	24	6.30%	19
Cherry Hill Dist 31	527	79	14.99%	74
Cherry Hill Dist 32	376	46	12.23%	41
Cherry Hill Dist 33	426	28	6.57%	24
Cherry Hill Dist 34	479	31	6.47%	27
Cherry Hill Dist 35	389	22	5.66%	17
Cherry Hill Dist 36	415	13	3.13%	10
Cherry Hill Dist 37	463	35	7.56%	30

Camden County  
 Primary Election  
 June 5, 2012

Official Results

  
 Joseph Ripa  
 Camden County Clerk

DEMOCRATIC PRESIDENT & DELEGATES  
 Vote for 1

	Registered Voters	Ballots Cast	% Turnout	Barack Obama
Cherry Hill Dist 38	379	25	6.60%	22
Cherry Hill Dist 39	567	38	6.70%	33
Cherry Hill Dist 40	353	24	6.80%	18
Cherry Hill Dist 41	313	20	6.39%	17
Cherry Hill Dist 42	257	22	8.56%	21
Cherry Hill Dist 43	376	22	5.85%	21
Cherry Hill Dist 44	478	18	3.77%	17
Cherry Hill Dist 45	540	37	6.85%	36
Cherry Hill Dist 46	412	21	5.10%	19
Cherry Hill Dist 47	427	30	7.03%	26
Cherry Hill Dist 48	193	23	11.92%	20
Cherry Hill Mail-In Ballot	0	294	0.00%	259
Cherry Hill Provisional	0	2	0.00%	2
Cherry Hill Mail-In Ballot Rejected	0	0	0.00%	0
Cherry Hill Provisional Rejected	0	0	0.00%	0
Cherry Hill Emergency Ballots	0	0	0.00%	0
<b>Totals - Cherry Hill</b>	<b>20034</b>	<b>1884</b>	<b>9.40%</b>	<b>1677</b>
Chesilhurst Dist 1	688	146	21.22%	134
Chesilhurst Mail-In Ballot	0	10	0.00%	10
Chesilhurst Provisional	0	1	0.00%	1
Chesilhurst Mail-In Ballot Rejected	0	0	0.00%	0
Chesilhurst Provisional Rejected	0	0	0.00%	0
Chesilhurst Emergency Ballots	0	0	0.00%	0
<b>Totals - Chesilhurst</b>	<b>688</b>	<b>157</b>	<b>22.82%</b>	<b>145</b>
Clementon Dist 1	311	38	12.22%	27
Clementon Dist 2	344	40	11.63%	28
Clementon Dist 3	431	40	9.28%	38
Clementon Mail-In Ballot	0	5	0.00%	4
Clementon Provisional	0	0	0.00%	0

Camden County  
 Primary Election  
 June 5, 2012

Official Results

*Joseph Ripa*  
 Joseph Ripa  
 Camden County Clerk

DEMOCRATIC PRESIDENT & DELEGATES

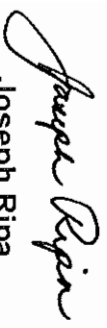
Vote for 1

	Registered Voters	Ballots Cast	% Turnout	Barack Obama
Clementon Mail-In Ballot Rejected	0	0	0.00%	0
Clementon Provisional Rejected	0	0	0.00%	0
Clementon Emergency Ballots	0	0	0.00%	0
<b>Totals - Clementon</b>	<b>1086</b>	<b>123</b>	<b>11.33%</b>	<b>97</b>
Collingswood Dist 1	328	34	10.37%	31
Collingswood Dist 2	462	51	11.04%	47
Collingswood Dist 3	264	24	9.09%	19
Collingswood Dist 4	293	28	9.56%	24
Collingswood Dist 5	377	52	13.79%	47
Collingswood Dist 6	317	28	8.83%	23
Collingswood Dist 7	395	33	8.35%	29
Collingswood Dist 8	367	26	7.08%	24
Collingswood Dist 9	522	70	13.41%	56
Collingswood Dist 10	332	46	13.86%	42
Collingswood Dist 11	349	20	5.73%	16
Collingswood Dist 12	255	17	6.67%	9
Collingswood Mail-In Ballot	0	38	0.00%	38
Collingswood Provisional	0	0	0.00%	0
Collingswood Mail-In Ballot Rejected	0	0	0.00%	0
Collingswood Provisional Rejected	0	0	0.00%	0
Collingswood Emergency Ballots	0	0	0.00%	0
<b>Totals - Collingswood</b>	<b>4261</b>	<b>467</b>	<b>10.96%</b>	<b>405</b>
Gibbsboro Dist 1	356	37	10.39%	32
Gibbsboro Dist 2	275	24	8.73%	19
Gibbsboro Mail-In Ballot	0	4	0.00%	3
Gibbsboro Provisional	0	0	0.00%	0
Gibbsboro Mail-In Ballot Rejected	0	0	0.00%	0
Gibbsboro Provisional Rejected	0	0	0.00%	0
Gibbsboro Emergency Ballots	0	0	0.00%	0

Camden County  
 Primary Election  
 June 5, 2012

**DEMOCRATIC PRESIDENT & DELEGATES**

Official Results


  
 Joseph Ripa  
 Camden County Clerk

Vote for 1

	Registered Voters	Ballots Cast	% Turnout	Barack Obama
<b>Totals - Gibbsboro</b>	631	65	10.30%	54
Gloucester City W1 D1	213	35	16.43%	25
Gloucester City W1 D2	217	24	11.06%	16
Gloucester City W1 D3	313	87	27.80%	61
Gloucester City W1 D4	326	79	24.23%	52
Gloucester City Ward 1 Mail-In Ballot	0	5	0.00%	4
Gloucester City Ward 1 Provisional	0	0	0.00%	0
Gloucester City W1 Mail-In Ballot Rejected	0	0	0.00%	0
Gloucester City W1 Provisional Rejected	0	0	0.00%	0
Gloucester City W1 Emergency Ballots	0	0	0.00%	0
<b>Totals - Gloucester City W1</b>	1069	230	21.52%	158
Gloucester City W2 D1	266	29	10.90%	25
Gloucester City W2 D2	424	49	11.56%	34
Gloucester City W2 D3	534	69	12.92%	45
Gloucester City Ward 2 Mail-In Ballot	0	10	0.00%	10
Gloucester City Ward 2 Provisional	0	0	0.00%	0
Gloucester City W2 Mail-In Ballot Rejected	0	0	0.00%	0
Gloucester City W2 Provisional Rejected	0	0	0.00%	0
Gloucester City W2 Emergency Ballots	0	0	0.00%	0
<b>Totals - Gloucester City W2</b>	1224	157	12.83%	114
Gloucester City W3 D1	505	49	9.70%	38
Gloucester City W3 D2	433	52	12.01%	43
Gloucester City Ward 3 Mail-In Ballot	0	5	0.00%	4
Gloucester City Ward 3 Provisional	0	0	0.00%	0
Gloucester City W3 Mail-In Ballot Rejected	0	0	0.00%	0
Gloucester City W3 Provisional Rejected	0	0	0.00%	0
Gloucester City W3 Emergency Ballots	0	0	0.00%	0

Camden County  
 Primary Election  
 June 5, 2012

Official Results


  
 Joseph Ripa  
 Camden County Clerk

DEMOCRATIC PRESIDENT & DELEGATES  
 Vote for 1

	Registered Voters	Ballots Cast	% Turnout	Barack Obama
Totals - Gloucester City W3	938	106	11.30%	85
Totals - Gloucester City	3231	493	15.26%	357
Gloucester Twp Dist 1	259	22	8.49%	20
Gloucester Twp Dist 2	296	33	11.15%	29
Gloucester Twp Dist 3	296	29	9.80%	19
Gloucester Twp Dist 4	399	43	10.78%	40
Gloucester Twp Dist 5	454	54	11.89%	46
Gloucester Twp Dist 6	494	29	5.87%	24
Gloucester Twp Dist 7	426	44	10.33%	38
Gloucester Twp Dist 8	463	54	11.66%	49
Gloucester Twp Dist 9	442	33	7.47%	26
Gloucester Twp Dist 10	391	30	7.67%	25
Gloucester Twp Dist 11	384	33	8.59%	23
Gloucester Twp Dist 12	468	44	9.40%	36
Gloucester Twp Dist 13	560	48	8.57%	42
Gloucester Twp Dist 14	412	55	13.35%	48
Gloucester Twp Dist 15	487	44	9.03%	38
Gloucester Twp Dist 16	459	32	6.97%	28
Gloucester Twp Dist 17	679	57	8.39%	53
Gloucester Twp Dist 18	457	57	12.47%	50
Gloucester Twp Dist 19	467	48	10.28%	45
Gloucester Twp Dist 20	469	56	11.94%	48
Gloucester Twp Dist 21	276	16	5.80%	14
Gloucester Twp Dist 22	411	56	13.63%	44
Gloucester Twp Dist 23	512	66	12.89%	61
Gloucester Twp Dist 24	469	45	9.59%	39
Gloucester Twp Dist 25	472	41	8.69%	35
Gloucester Twp Dist 26	324	31	9.57%	22
Gloucester Twp Dist 27	343	26	7.58%	23
Gloucester Twp Dist 28	448	50	11.16%	44

Camden County  
 Primary Election  
 June 5, 2012

Official Results

  
 Joseph Ripa  
 Camden County Clerk


DEMOCRATIC PRESIDENT & DELEGATES  
 Vote for 1

	Registered Voters	Ballots Cast	% Turnout	Barack Obama
Gloucester Twp Dist 29	457	38	8.32%	32
Gloucester Twp Dist 30	457	36	7.88%	31
Gloucester Twp Dist 31	331	32	9.67%	28
Gloucester Twp Dist 32	496	39	7.86%	35
Gloucester Twp Dist 33	510	72	14.12%	67
Gloucester Twp Dist 34	377	39	10.34%	33
Gloucester Twp Dist 35	480	49	10.21%	44
Gloucester Twp Dist 36	317	38	11.99%	27
Gloucester Twp Dist 37	221	14	6.33%	12
Gloucester Twp Dist 38	214	22	10.28%	20
Gloucester Twp Dist 39	202	13	6.44%	10
Gloucester Twp Dist 40	461	27	5.86%	23
Gloucester Twp Mail-In Ballot	0	278	0.00%	242
Gloucester Twp Provisional	0	6	0.00%	6
Gloucester Twp Mail-In Ballot Rejected	0	0	0.00%	0
Gloucester Twp Provisional Rejected	0	0	0.00%	0
Gloucester Twp Emergency Ballots	0	0	0.00%	0
Totals - Gloucester Twp	16540	1879	11.36%	1619
Haddon Twp Dist 1	271	20	7.38%	16
Haddon Twp Dist 2	296	31	10.47%	25
Haddon Twp Dist 3	431	35	8.12%	33
Haddon Twp Dist 4	239	27	11.30%	23
Haddon Twp Dist 5	213	20	9.39%	17
Haddon Twp Dist 6	255	33	12.94%	26
Haddon Twp Dist 7	244	27	11.07%	24
Haddon Twp Dist 8	338	25	7.40%	23
Haddon Twp Dist 9	233	33	14.16%	32
Haddon Twp Dist 10	279	22	7.89%	18
Haddon Twp Dist 11	307	17	5.54%	15
Haddon Twp Dist 12	465	35	7.53%	30
Haddon Twp Dist 13	208	20	9.62%	20



Camden County  
 Primary Election  
 June 5, 2012

Official Results


  
 Joseph Ripa  
 Camden County Clerk

DEMOCRATIC PRESIDENT & DELEGATES  
 Vote for 1

	Registered Voters	Ballots Cast	% Turnout	Barack Obama
Haddon Twp Dist 14	293	41	13.99%	31
Haddon Twp Dist 15	312	54	17.31%	46
Haddon Twp Mail-In Ballot	0	52	0.00%	46
Haddon Twp Provisional	0	0	0.00%	0
Haddon Twp Mail-In Ballot Rejected	0	0	0.00%	0
Haddon Twp Provisional Rejected	0	0	0.00%	0
Haddon Twp Emergency Ballots	0	0	0.00%	0
<b>Totals - Haddon Twp</b>	<b>4384</b>	<b>492</b>	<b>11.22%</b>	<b>425</b>
Haddonfield Dist 1	368	24	6.52%	21
Haddonfield Dist 2	478	44	9.21%	40
Haddonfield Dist 3	367	33	8.99%	31
Haddonfield Dist 4	184	8	4.35%	7
Haddonfield Dist 5	160	9	5.63%	6
Haddonfield Dist 6	352	33	9.38%	31
Haddonfield Dist 7	330	32	9.70%	30
Haddonfield Dist 8	399	29	7.27%	24
Haddonfield Dist 9	398	30	7.54%	30
Haddonfield Dist 10	243	19	7.82%	16
Haddonfield Mail-In Ballot	0	36	0.00%	36
Haddonfield Provisional	0	1	0.00%	1
Haddonfield Mail-In Ballot Rejected	0	0	0.00%	0
Haddonfield Provisional Rejected	0	0	0.00%	0
Haddonfield Emergency Ballots	0	0	0.00%	0
<b>Totals - Haddonfield</b>	<b>3279</b>	<b>298</b>	<b>9.09%</b>	<b>273</b>
Haddon Heights Dist 1	284	26	9.15%	21
Haddon Heights Dist 2	242	15	6.20%	15
Haddon Heights Dist 3	333	15	4.50%	13
Haddon Heights Dist 4	232	27	11.64%	23
Haddon Heights Dist 5	330	25	7.58%	17

Camden County  
 Primary Election  
 June 5, 2012

Official Results


  
 Joseph Ripa  
 Camden County Clerk

DEMOCRATIC PRESIDENT & DELEGATES  
 Vote for 1

	Registered Voters	Ballots Cast	% Turnout	Barack Obama
Haddon Heights Dist 6	358	25	6.98%	21
Haddon Heights Dist 7	351	30	8.55%	23
Haddon Heights Mail-In Ballot	0	21	0.00%	16
Haddon Heights Provisional	0	1	0.00%	1
Haddon Heights Mail-In Ballot Rejected	0	0	0.00%	0
Haddon Heights Provisional Rejected	0	0	0.00%	0
Haddon Heights Emergency Ballots	0	0	0.00%	0
<b>Totals - Haddon Heights</b>	<b>2130</b>	<b>185</b>	<b>8.69%</b>	<b>150</b>
Hi-Nella Dist 1	245	26	10.61%	20
Hi Nella Mail-In Ballot	0	5	0.00%	5
Hi Nella Provisional	0	0	0.00%	0
Hi Nella Mail-In Ballot Rejected	0	0	0.00%	0
Hi Nella Provisional Rejected	0	0	0.00%	0
Hi Nella Emergency Ballots	0	0	0.00%	0
<b>Totals - Hi-Nella</b>	<b>245</b>	<b>31</b>	<b>12.65%</b>	<b>25</b>
Laurel Springs Dist 1	243	22	9.05%	20
Laurel Springs Dist 2	250	34	13.60%	28
Laurel Springs Mail-In Ballot	0	6	0.00%	4
Laurel Springs Provisional	0	0	0.00%	0
Laurel Springs Mail-In Ballot Rejected	0	0	0.00%	0
Laurel Springs Provisional Rejected	0	0	0.00%	0
Laurel Springs Emergency Ballots	0	0	0.00%	0
<b>Totals - Laurel Springs</b>	<b>493</b>	<b>62</b>	<b>12.58%</b>	<b>52</b>
Lawnside Dist 1	719	168	23.37%	163
Lawnside Dist 2	738	145	19.65%	138
Lawnside Mail-In Ballot	0	25	0.00%	23
Lawnside Provisional	0	0	0.00%	0

Camden County  
 Primary Election  
 June 5, 2012

Official Results


  
 Joseph Ripa  
 Camden County Clerk

DEMOCRATIC PRESIDENT & DELEGATES  
 Vote for 1

	Registered Voters	Ballots Cast	% Turnout	Barack Obama
Lawnside Mail-In Ballot Rejected	0	0	0.00%	0
Lawnside Provisional Rejected	0	0	0.00%	0
Lawnside Emergency Ballots	0	0	0.00%	0
<b>Totals - Lawnside</b>	<b>1457</b>	<b>338</b>	<b>23.20%</b>	<b>324</b>
Lindenwold Dist 1	618	75	12.14%	55
Lindenwold Dist 2	486	58	11.93%	43
Lindenwold Dist 3	452	72	15.93%	60
Lindenwold Dist 4	615	94	15.28%	79
Lindenwold Dist 5	555	85	15.32%	82
Lindenwold Dist 6	562	87	15.48%	83
Lindenwold Dist 7	311	30	9.65%	26
Lindenwold Dist 8	530	48	9.06%	42
Lindenwold Dist 9	344	72	20.93%	66
Lindenwold Mail-In Ballot	0	52	0.00%	46
Lindenwold Provisional	0	4	0.00%	4
Lindenwold Mail-In Ballot Rejected	0	0	0.00%	0
Lindenwold Provisional Rejected	0	0	0.00%	0
Lindenwold Emergency Ballots	0	0	0.00%	0
<b>Totals - Lindenwold</b>	<b>4473</b>	<b>677</b>	<b>15.14%</b>	<b>586</b>
Magnolia Dist 1	323	34	10.53%	29
Magnolia Dist 2	228	38	16.67%	28
Magnolia Dist 3	293	28	9.56%	23
Magnolia Dist 4	337	53	15.73%	40
Magnolia Mail-In Ballot	0	9	0.00%	9
Magnolia Provisional	0	0	0.00%	0
Magnolia Mail-In Ballot Rejected	0	0	0.00%	0
Magnolia Provisional Rejected	0	0	0.00%	0
Magnolia Emergency Ballots	0	0	0.00%	0

Camden County  
 Primary Election  
 June 5, 2012

Official Results

  
 Joseph Ripa  
 Camden County Clerk

DEMOCRATIC PRESIDENT & DELEGATES  
 Vote for 1

	Registered Voters	Ballots Cast	% Turnout	Barack Obama
Totals - Magnolia	1181	162	13.72%	129
Merchantville Dist 1	434	43	9.91%	40
Merchantville Dist 2	486	30	6.17%	27
Merchantville Dist 3	259	30	11.58%	28
Merchantville Mail-In Ballot	0	15	0.00%	14
Merchantville Provisional	0	1	0.00%	1
Merchantville Mail-In Ballot Rejected	0	0	0.00%	0
Merchantville Provisional Rejected	0	0	0.00%	0
Merchantville Emergency Ballots	0	0	0.00%	0
Totals - Merchantville	1179	119	10.09%	110
Mt. Ephraim Dist 1	305	39	12.79%	26
Mt. Ephraim Dist 2	386	24	6.22%	19
Mt. Ephraim Dist 3	344	41	11.92%	31
Mt. Ephraim Dist 4	370	24	6.49%	19
Mt. Ephraim Mail-In Ballot	0	23	0.00%	17
Mt. Ephraim Provisional	0	0	0.00%	0
Mt. Ephraim Mail-In Ballot Rejected	0	0	0.00%	0
Mt. Ephraim Provisional Rejected	0	0	0.00%	0
Mt. Ephraim Emergency Ballots	0	0	0.00%	0
Totals - Mt. Ephraim	1405	151	10.75%	112
Oaklyn Dist 1	276	38	13.77%	31
Oaklyn Dist 2	294	36	12.24%	26
Oaklyn Dist 3	316	32	10.13%	20
Oaklyn Dist 4	280	48	17.14%	32
Oaklyn Mail-In Ballot	0	16	0.00%	13
Oaklyn Provisional	0	1	0.00%	1
Oaklyn Mail-In Ballot Rejected	0	0	0.00%	0
Oaklyn Provisional Rejected	0	0	0.00%	0

Camden County  
 Primary Election  
 June 5, 2012

Official Results

*Joseph Ripa*  
 Joseph Ripa  
 Camden County Clerk

DEMOCRATIC PRESIDENT & DELEGATES

Vote for 1

	Registered Voters	Ballots Cast	% Turnout	Barack Obama
Oaklyn Emergency Ballots	0	0	0.00%	0
Totals - Oaklyn	1166	171	14.67%	123
Pennsauken Dist 1	425	81	19.06%	77
Pennsauken Dist 2	718	106	14.76%	100
Pennsauken Dist 3	427	39	9.13%	35
Pennsauken Dist 4	561	86	15.33%	77
Pennsauken Dist 5	307	25	8.14%	24
Pennsauken Dist 6	432	51	11.81%	42
Pennsauken Dist 7	462	44	9.52%	40
Pennsauken Dist 8	362	46	12.71%	43
Pennsauken Dist 9	283	23	8.13%	22
Pennsauken Dist 10	379	54	14.25%	46
Pennsauken Dist 11	361	61	16.90%	56
Pennsauken Dist 12	343	42	12.24%	36
Pennsauken Dist 13	361	50	13.85%	43
Pennsauken Dist 14	500	81	16.20%	75
Pennsauken Dist 15	484	62	12.81%	55
Pennsauken Dist 16	364	62	17.03%	54
Pennsauken Dist 17	485	67	13.81%	56
Pennsauken Dist 18	590	79	13.39%	64
Pennsauken Dist 19	263	32	12.17%	31
Pennsauken Dist 20	426	83	19.48%	82
Pennsauken Dist 21	296	44	14.86%	37
Pennsauken Dist 22	411	108	26.28%	97
Pennsauken Dist 23	369	44	11.92%	42
Pennsauken Dist 24	240	24	10.00%	24
Pennsauken Mail-In Ballot	0	89	0.00%	81
Pennsauken Provisional	0	3	0.00%	3
Pennsauken Mail-In Ballot Rejected	0	0	0.00%	0
Pennsauken Provisional Rejected	0	0	0.00%	0
Pennsauken Emergency Ballots	0	0	0.00%	0

Camden County  
 Primary Election  
 June 5, 2012

Official Results

  
 Joseph Ripa  
 Camden County Clerk

DEMOCRATIC PRESIDENT & DELEGATES  
 Vote for 1

	Registered Voters	Ballots Cast	% Turnout	Barack Obama
Totals - Pennsauken	9849	1486	15.09%	1342
Pine Hill Dist 1	316	49	15.51%	48
Pine Hill Dist 2	436	35	8.03%	28
Pine Hill Dist 3	450	50	11.11%	47
Pine Hill Dist 4	509	71	13.95%	66
Pine Hill Dist 5	523	73	13.96%	59
Pine Hill Dist 6	345	29	8.41%	26
Pine Hill Mail-In Ballot	0	28	0.00%	26
Pine Hill Provisional	0	1	0.00%	1
Pine Hill Mail-In Ballot Rejected	0	0	0.00%	0
Pine Hill Provisional Rejected	0	0	0.00%	0
Pine Hill Emergency Ballots	0	0	0.00%	0
Totals - Pine Hill	2579	336	13.03%	301
Pine Valley Dist 1	4	0	0.00%	0
Pine Valley Mail-In Ballot	0	0	0.00%	0
Pine Valley Provisional	0	0	0.00%	0
Pine Valley Mail-In Ballot Rejected	0	0	0.00%	0
Pine Valley Provisional Rejected	0	0	0.00%	0
Pine Valley Emergency Ballots	0	0	0.00%	0
Totals - Pine Valley	4	0	0.00%	0
Runnemede Dist 1	376	108	28.72%	63
Runnemede Dist 2	507	162	31.95%	102
Runnemede Dist 3	348	105	30.17%	61
Runnemede Dist 4	487	149	30.60%	85
Runnemede Dist 5	612	218	35.62%	110
Runnemede Dist 6	615	240	39.02%	126
Runnemede Mail-In Ballot	0	65	0.00%	45

Camden County  
Primary Election

June 5, 2012

Official Results

  
Joseph Ripa  
Camden County Clerk


DEMOCRATIC PRESIDENT & DELEGATES

Vote for 1

	Registered Voters	Ballots Cast	% Turnout	Barack Obama
Runnemedede Provisional	0	2	0.00%	2
Runnemedede Mail-In Ballot Rejected	0	0	0.00%	0
Runnemedede Provisional Rejected	0	0	0.00%	0
Runnemedede Emergency Ballots	0	0	0.00%	0
<b>Totals - Runnemedede</b>	<b>2945</b>	<b>1049</b>	<b>35.62%</b>	<b>594</b>
Somerdale Dist 1	637	64	10.05%	52
Somerdale Dist 2	411	56	13.63%	49
Somerdale Dist 3	442	76	17.19%	72
Somerdale Dist 4	416	59	14.18%	52
Somerdale Mail-In Ballot	0	13	0.00%	13
Somerdale Provisional	0	0	0.00%	0
Somerdale Mail-In Ballot Rejected	0	0	0.00%	0
Somerdale Provisional Rejected	0	0	0.00%	0
Somerdale Emergency Ballots	0	0	0.00%	0
<b>Totals - Somerdale</b>	<b>1906</b>	<b>268</b>	<b>14.06%</b>	<b>238</b>
Stratford Dist 1	199	26	13.07%	22
Stratford Dist 2	313	23	7.35%	14
Stratford Dist 3	275	28	10.18%	23
Stratford Dist 4	385	30	7.79%	27
Stratford Dist 5	228	17	7.46%	14
Stratford Dist 6	308	24	7.79%	23
Stratford Mail-In Ballot	0	17	0.00%	16
Stratford Provisional	0	0	0.00%	0
Stratford Mail-In Ballot Rejected	0	0	0.00%	0
Stratford Provisional Rejected	0	0	0.00%	0
Stratford Emergency Ballots	0	0	0.00%	0
<b>Totals - Stratford</b>	<b>1708</b>	<b>165</b>	<b>9.66%</b>	<b>139</b>

Camden County  
 Primary Election  
 June 5, 2012

Official Results

  
 Joseph Ripa  
 Camden County Clerk

DEMOCRATIC PRESIDENT & DELEGATES


Vote for 1

	Registered Voters	Ballots Cast	% Turnout	Barack Obama
Tavistock Dist 1	1	0	0.00%	0
Tavistock Mail-In Ballot	0	0	0.00%	0
Tavistock Provisional	0	0	0.00%	0
Tavistock Mail-In Ballot Rejected	0	0	0.00%	0
Tavistock Provisional Rejected	0	0	0.00%	0
Tavistock Emergency Ballots	0	0	0.00%	0
<b>Totals - Tavistock</b>	<b>1</b>	<b>0</b>	<b>0.00%</b>	<b>0</b>
Voorhees Dist 1	499	69	13.83%	56
Voorhees Dist 2	467	61	13.06%	47
Voorhees Dist 3	411	32	7.79%	27
Voorhees Dist 4	337	45	13.35%	39
Voorhees Dist 5	510	55	10.78%	47
Voorhees Dist 6	384	20	5.21%	18
Voorhees Dist 7	263	9	3.42%	7
Voorhees Dist 8	458	45	9.83%	40
Voorhees Dist 9	472	40	8.47%	36
Voorhees Dist 10	393	37	9.41%	33
Voorhees Dist 11	315	18	5.71%	16
Voorhees Dist 12	344	22	6.40%	15
Voorhees Dist 13	506	71	14.03%	64
Voorhees Dist 14	338	28	8.28%	23
Voorhees Dist 15	398	20	5.03%	17
Voorhees Dist 16	199	11	5.53%	11
Voorhees Dist 17	351	67	19.09%	57
Voorhees Dist 18	380	41	10.79%	37
Voorhees Dist 19	434	15	3.69%	13
Voorhees Mail-In Ballot	0	154	0.00%	146
Voorhees Provisional	0	0	0.00%	0
Voorhees Mail-In Ballot Rejected	0	0	0.00%	0
Voorhees Provisional Rejected	0	0	0.00%	0
Voorhees Emergency Ballots	0	0	0.00%	0



Camden County  
 Primary Election  
 June 5, 2012

Official Results

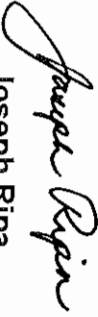
  
 Joseph Ripa  
 Camden County Clerk

DEMOCRATIC PRESIDENT & DELEGATES  
 Vote for 1

	Registered Voters	Ballots Cast	% Turnout	Barack Obama
Totals - Voorhees	7459	861	11.54%	749
Waterford Dist 1	357	22	6.16%	17
Waterford Dist 2	425	23	5.41%	21
Waterford Dist 3	357	22	6.16%	17
Waterford Dist 4	345	35	10.14%	15
Waterford Dist 5	333	26	7.81%	22
Waterford Dist 6	321	24	7.48%	15
Waterford Dist 7	364	13	3.57%	13
Waterford Dist 8	128	6	4.69%	2
Waterford Mail-In Ballot	0	31	0.00%	29
Waterford Provisional	0	1	0.00%	1
Waterford Mail-In Ballot Rejected	0	0	0.00%	0
Waterford Provisional Rejected	0	0	0.00%	0
Waterford Emergency Ballots	0	0	0.00%	0
Totals - Waterford	2630	203	7.72%	152
Winslow W1 D1	406	40	9.85%	27
Winslow W1 D2	399	28	7.02%	23
Winslow W1 D3	318	23	7.23%	16
Winslow W1 D4	792	81	10.23%	71
Winslow W1 D5	450	39	8.67%	27
Winslow Ward 1 Mail-In Ballot	0	39	0.00%	31
Winslow Ward 1 Provisional	0	0	0.00%	0
Winslow W1 Mail-In Ballot Rejected	0	0	0.00%	0
Winslow W1 Provisional Rejected	0	0	0.00%	0
Winslow W1 Emergency Ballots	0	0	0.00%	0
Totals - Winslow W1	2365	250	10.57%	195
Winslow W2 D1	947	112	11.83%	108

Camden County  
 Primary Election  
 June 5, 2012

Official Results

  
 Joseph Ripa  
 Camden County Clerk

DEMOCRATIC PRESIDENT & DELEGATES  
 Vote for 1

	Registered Voters	Ballots Cast	% Turnout	Barack Obama
Winslow W2 D2	70	12	17.14%	10
Winslow W2 D3	633	85	13.43%	83
Winslow W2 D4	837	82	9.80%	69
Winslow W2 D5	245	28	11.43%	21
Winslow Ward 2 Mail-In Ballot	0	23	0.00%	14
Winslow Ward 2 Provisional	0	0	0.00%	0
Winslow W2 Mail-In Ballot Rejected	0	0	0.00%	0
Winslow W2 Provisional Rejected	0	0	0.00%	0
Winslow W2 Emergency Ballots	0	0	0.00%	0
<b>Totals - Winslow W2</b>	<b>2732</b>	<b>342</b>	<b>12.52%</b>	<b>305</b>
Winslow W3 D1	798	162	20.30%	152
Winslow W3 D2	692	99	14.31%	97
Winslow W3 D3	1192	197	16.53%	189
Winslow W3 D4	508	73	14.37%	61
Winslow Ward 3 Mail-In Ballot	0	44	0.00%	40
Winslow Ward 3 Provisional	0	2	0.00%	2
Winslow W3 Mail-In Ballot Rejected	0	0	0.00%	0
Winslow W3 Provisional Rejected	0	0	0.00%	0
Winslow W3 Emergency Ballots	0	0	0.00%	0
<b>Totals - Winslow W3</b>	<b>3190</b>	<b>577</b>	<b>18.09%</b>	<b>541</b>
Winslow W4 D1	297	55	18.52%	47
Winslow W4 D2	625	73	11.68%	66
Winslow W4 D3	637	81	12.72%	76
Winslow W4 D4	469	58	12.37%	55
Winslow W4 D5	636	101	15.88%	92
Winslow Ward 4 Mail-In Ballot	0	15	0.00%	12
Winslow Ward 4 Provisional	0	1	0.00%	1
Winslow W4 Mail-In Ballot Rejected	0	0	0.00%	0
Winslow W4 Provisional Rejected	0	0	0.00%	0

Camden County  
 Primary Election  
 June 5, 2012

Official Results

  
 Joseph Ripa  
 Camden County Clerk

**DEMOCRATIC PRESIDENT & DELEGATES**

Vote for 1

	Registered Voters	Ballots Cast	% Turnout	Barack Obama
Winslow W4 Emergency Ballots	0	0	0.00%	0
Totals - Winslow W4	2664	384	14.41%	349
Totals - Winslow	10951	1553	14.18%	1390
Woodlyvne Dist 1	404	50	12.38%	40
Woodlyvne Dist 2	322	50	15.53%	47
Woodlyvne Mail-In Ballot	0	1	0.00%	1
Woodlyvne Provisional	0	0	0.00%	0
Woodlyvne Mail-In Ballot Rejected	0	0	0.00%	0
Woodlyvne Provisional Rejected	0	0	0.00%	0
Woodlyvne Emergency Ballots	0	0	0.00%	0
Totals - Woodlyvne	726	101	13.91%	88
Totals - Grand Totals	137711	18340	13.32%	15527

Camden County  
 Primary Election  
 June 5, 2012

Official Results

*Joseph Ripa*  
 Joseph Ripa  
 Camden County Clerk

DEMOCRATIC US SENATOR

Vote for 1

	Registered Voters	Ballots Cast	% Turnout	Robert Menendez	Write-In
Audubon Boro Dist 1	273	30	10.99%	25	0
Audubon Boro Dist 2	220	13	5.91%	11	0
Audubon Boro Dist 3	407	31	7.62%	28	0
Audubon Boro Dist 4	220	12	5.45%	12	0
Audubon Boro Dist 5	297	33	11.11%	27	1
Audubon Boro Dist 6	395	41	10.38%	33	0
Audubon Boro Dist 7	235	21	8.94%	20	0
Audubon Boro Dist 8	326	30	9.20%	23	0
Audubon Boro Mail-In Ballot	0	25	0.00%	21	0
Audubon Boro Provisional	0	0	0.00%	0	0
Audubon Boro Mail-In Ballot Rejected	0	0	0.00%	0	0
Audubon Boro Provisional Rejected	0	0	0.00%	0	0
Audubon Boro Emergency Ballots	0	0	0.00%	0	0
<b>Totals - Audubon Boro</b>	<b>2373</b>	<b>236</b>	<b>9.95%</b>	<b>200</b>	<b>1</b>
Audubon Park Dist 1	520	57	10.96%	40	1
Audubon Park Mail-In Ballot	0	5	0.00%	4	0
Audubon Park Provisional	0	0	0.00%	0	0
Audubon Park Mail-In Ballot Rejected	0	0	0.00%	0	0
Audubon Park Provisional Rejected	0	0	0.00%	0	0
Audubon Park Emergency Ballots	0	0	0.00%	0	0
<b>Totals - Audubon Park</b>	<b>520</b>	<b>62</b>	<b>11.92%</b>	<b>44</b>	<b>1</b>
Barrington Dist 1	449	45	10.02%	40	0
Barrington Dist 2	271	21	7.75%	17	0
Barrington Dist 3	371	40	10.78%	31	0
Barrington Dist 4	524	57	10.88%	46	0
Barrington Dist 5	195	16	8.21%	13	1
Barrington Mail-In Ballot	0	19	0.00%	13	0
Barrington Provisional	0	1	0.00%	1	0
Barrington Mail-In Ballot Rejected	0	0	0.00%	0	0

Camden County  
 Primary Election  
 June 5, 2012

Official Results

  
 Joseph Ripa  
 Camden County Clerk

DEMOCRATIC US SENATOR  
 Vote for 1

	Registered Voters	Ballots Cast	% Turnout	Robert Menendez	Write-In
Barrington Provisional Rejected	0	0	0.00%	0	0
Barrington Emergency Ballots	0	0	0.00%	0	0
<b>Totals - Barrington</b>	<b>1810</b>	<b>199</b>	<b>10.99%</b>	<b>161</b>	<b>1</b>
Bellmawr Dist 1	546	153	28.02%	92	0
Bellmawr Dist 2	578	158	27.34%	112	0
Bellmawr Dist 3	472	108	22.88%	75	0
Bellmawr Dist 4	541	207	38.26%	135	0
Bellmawr Dist 5	374	93	24.87%	65	0
Bellmawr Dist 6	507	128	25.25%	82	1
Bellmawr Dist 7	429	115	26.81%	67	0
Bellmawr Mail-In Ballot	0	52	0.00%	42	1
Bellmawr Provisional	0	4	0.00%	2	0
Bellmawr Mail-In Ballot Rejected	0	0	0.00%	0	0
Bellmawr Provisional Rejected	0	0	0.00%	0	0
Bellmawr Emergency Ballots	0	0	0.00%	0	0
<b>Totals - Bellmawr</b>	<b>3447</b>	<b>1018</b>	<b>29.53%</b>	<b>672</b>	<b>2</b>
Berlin Boro Dist 1	288	19	6.60%	14	0
Berlin Boro Dist 2	374	35	9.36%	34	1
Berlin Boro Dist 3	422	33	7.82%	33	0
Berlin Boro Dist 4	408	37	9.07%	34	0
Berlin Boro Dist 5	194	17	8.76%	17	0
Berlin Boro Mail-In Ballot	0	31	0.00%	26	0
Berlin Boro Provisional	0	1	0.00%	0	0
Berlin Boro Mail-In Ballot Rejected	0	0	0.00%	0	0
Berlin Boro Provisional Rejected	0	0	0.00%	0	0
Berlin Boro Emergency Ballots	0	0	0.00%	0	0
<b>Totals - Berlin Boro</b>	<b>1686</b>	<b>173</b>	<b>10.26%</b>	<b>158</b>	<b>1</b>

Camden County  
 Primary Election  
 June 5, 2012

Official Results

*Joseph Ripa*  
 Joseph Ripa  
 Camden County Clerk

DEMOCRATIC US SENATOR  
 Vote for 1

	Registered Voters	Ballots Cast	% Turnout	Robert Menendez	Write-In
Berlin Twp Dist 1	436	52	11.93%	47	1
Berlin Twp Dist 2	260	33	12.69%	31	0
Berlin Twp Dist 3	231	15	6.49%	12	0
Berlin Twp Dist 4	577	48	8.32%	38	0
Berlin Twp Mail-In Ballot	0	17	0.00%	16	0
Berlin Twp Provisional	0	10	0.00%	8	0
Berlin Twp Mail-In Ballot Rejected	0	0	0.00%	0	0
Berlin Twp Provisional Rejected	0	0	0.00%	0	0
Berlin Twp Emergency Ballots	0	0	0.00%	0	0
<b>Totals - Berlin Twp</b>	<b>1504</b>	<b>175</b>	<b>11.64%</b>	<b>152</b>	<b>1</b>
Brooklawn Dist 1	508	67	13.19%	56	1
Brooklawn Mail-In Ballot	0	3	0.00%	3	0
Brooklawn Provisional	0	0	0.00%	0	0
Brooklawn Mail-In Ballot Rejected	0	0	0.00%	0	0
Brooklawn Provisional Rejected	0	0	0.00%	0	0
Brooklawn Emergency Ballots	0	0	0.00%	0	0
<b>Totals - Brooklawn</b>	<b>508</b>	<b>70</b>	<b>13.78%</b>	<b>59</b>	<b>1</b>
Camden City W1 D1	299	44	14.72%	42	0
Camden City W1 D2	692	109	15.75%	97	1
Camden City W1 D3	416	60	14.42%	56	0
Camden City W1 D4	390	45	11.54%	39	0
Camden City W1 D5	286	29	10.14%	24	0
Camden City W1 D6	222	36	16.22%	32	0
Camden City W1 D7	291	43	14.78%	39	0
Camden City W1 D8	459	84	18.30%	76	0
Camden City W1 D9	624	54	8.65%	49	0
Camden City W1 D10	704	88	12.50%	85	0
Camden City Ward 1 Mail-In Ballot	0	38	0.00%	36	0
Camden City Ward 1 Provisional	0	0	0.00%	0	0

Camden County  
 Primary Election  
 June 5, 2012

Official Results


*Joseph Ripa*  
 Joseph Ripa  
 Camden County Clerk

DEMOCRATIC US SENATOR  
 Vote for 1

	Registered Voters	Ballots Cast	% Turnout	Robert Menendez	Write-In
Camden City W1 Mail-In Ballot Rejected	0	0	0.00%	0	0
Camden City W1 Provisional Rejected	0	0	0.00%	0	0
Camden City W1 Emergency Ballots	0	0	0.00%	0	0
<b>Totals - Camden City W1</b>	<b>4383</b>	<b>630</b>	<b>14.37%</b>	<b>575</b>	<b>1</b>
Camden City W2 D1	553	112	20.25%	100	0
Camden City W2 D2	489	112	22.90%	105	0
Camden City W2 D3	581	121	20.83%	110	0
Camden City W2 D4	340	47	13.82%	42	0
Camden City W2 D5	333	42	12.61%	39	0
Camden City W2 D6	559	93	16.64%	82	0
Camden City W2 D7	513	77	15.01%	69	0
Camden City W2 D8	640	101	15.78%	94	0
Camden City W2 D9	564	110	19.50%	95	0
Camden City W2 D10	353	71	20.11%	61	0
Camden City W2 D11	185	24	12.97%	23	0
Camden City Ward 2 Mail-In Ballot	0	47	0.00%	45	0
Camden City Ward 2 Provisional	0	15	0.00%	9	0
Camden City W2 Mail-In Ballot Rejected	0	0	0.00%	0	0
Camden City W2 Provisional Rejected	0	0	0.00%	0	0
Camden City W2 Emergency Ballots	0	0	0.00%	0	0
<b>Totals - Camden City W2</b>	<b>5110</b>	<b>972</b>	<b>19.02%</b>	<b>874</b>	<b>0</b>
Camden City W3 D1	290	39	13.45%	35	0
Camden City W3 D2	675	81	12.00%	77	0
Camden City W3 D3	331	68	20.54%	61	0
Camden City W3 D4	408	51	12.50%	48	0
Camden City W3 D5	365	38	10.41%	34	0
Camden City W3 D6	464	85	18.32%	74	0
Camden City W3 D7	413	53	12.83%	50	0
Camden City W3 D8	456	55	12.06%	49	0

Camden County  
 Primary Election  
 June 5, 2012

Official Results

  
 Joseph Ripa  
 Camden County Clerk

**DEMOCRATIC US SENATOR**  
 Vote for 1

	Registered Voters	Ballots Cast	% Turnout	Robert Menendez	Write-In
Camden City W3 D9	296	32	10.81%	29	0
Camden City Ward 3 Mail-In Ballot	0	24	0.00%	22	0
Camden City Ward 3 Provisional	0	4	0.00%	3	0
Camden City W3 Mail-In Ballot Rejected	0	0	0.00%	0	0
Camden City W3 Provisional Rejected	0	0	0.00%	0	0
Camden City W3 Emergency Ballots	0	0	0.00%	0	0
<b>Totals - Camden City W3</b>	<b>3698</b>	<b>530</b>	<b>14.33%</b>	<b>482</b>	<b>0</b>
Camden City W4 D1	393	36	9.16%	30	0
Camden City W4 D2	371	31	8.36%	30	0
Camden City W4 D3	542	91	16.79%	81	0
Camden City W4 D4	445	50	11.24%	44	1
Camden City W4 D5	330	44	13.33%	41	0
Camden City W4 D6	382	40	10.47%	35	0
Camden City W4 D7	366	39	10.66%	38	0
Camden City W4 D8	405	48	11.85%	42	0
Camden City W4 D9	422	61	14.45%	46	0
Camden City W4 D10	395	28	7.09%	24	0
Camden City Ward 4 Mail-In Ballot	0	18	0.00%	15	0
Camden City Ward 4 Provisional	0	13	0.00%	10	0
Camden City W4 Mail-In Ballot Rejected	0	0	0.00%	0	0
Camden City W4 Provisional Rejected	0	0	0.00%	0	0
Camden City W4 Emergency Ballots	0	0	0.00%	0	0
<b>Totals - Camden City W4</b>	<b>4051</b>	<b>499</b>	<b>12.32%</b>	<b>436</b>	<b>1</b>
<b>Totals - Camden City</b>	<b>17242</b>	<b>2631</b>	<b>15.26%</b>	<b>2367</b>	<b>2</b>
Cherry Hill Dist 1	361	28	7.76%	25	0
Cherry Hill Dist 2	413	28	6.78%	26	0
Cherry Hill Dist 3	437	26	5.95%	24	0
Cherry Hill Dist 4	428	19	4.44%	13	0



Camden County  
 Primary Election  
 June 5, 2012

Official Results

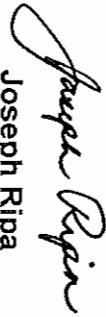
  
 Joseph Ripa  
 Camden County Clerk

DEMOCRATIC US SENATOR  
 Vote for 1

	Registered Voters	Ballots Cast	% Turnout	Robert Menendez	Write-In
Cherry Hill Dist 5	465	38	8.17%	36	0
Cherry Hill Dist 6	375	25	6.67%	23	0
Cherry Hill Dist 7	460	46	10.00%	45	0
Cherry Hill Dist 8	331	34	10.27%	32	0
Cherry Hill Dist 9	400	29	7.25%	28	1
Cherry Hill Dist 10	540	29	5.37%	51	0
Cherry Hill Dist 11	422	35	8.29%	33	0
Cherry Hill Dist 12	460	44	9.57%	35	0
Cherry Hill Dist 13	336	36	10.71%	30	0
Cherry Hill Dist 14	289	16	5.54%	13	0
Cherry Hill Dist 15	475	49	10.32%	45	0
Cherry Hill Dist 16	347	23	6.63%	20	0
Cherry Hill Dist 17	463	54	11.66%	53	0
Cherry Hill Dist 18	334	34	10.18%	33	0
Cherry Hill Dist 19	414	44	10.63%	36	0
Cherry Hill Dist 20	483	40	8.28%	37	0
Cherry Hill Dist 21	442	38	8.60%	36	0
Cherry Hill Dist 22	334	26	7.78%	25	0
Cherry Hill Dist 23	414	27	6.52%	26	1
Cherry Hill Dist 24	475	51	10.74%	48	0
Cherry Hill Dist 25	390	24	6.15%	18	0
Cherry Hill Dist 26	529	59	11.15%	51	0
Cherry Hill Dist 27	423	30	7.09%	28	0
Cherry Hill Dist 28	535	35	6.54%	34	0
Cherry Hill Dist 29	508	39	7.68%	35	0
Cherry Hill Dist 30	381	24	6.30%	20	0
Cherry Hill Dist 31	527	79	14.99%	74	0
Cherry Hill Dist 32	376	46	12.23%	41	0
Cherry Hill Dist 33	426	28	6.57%	26	0
Cherry Hill Dist 34	479	31	6.47%	30	0
Cherry Hill Dist 35	389	22	5.66%	16	0
Cherry Hill Dist 36	415	13	3.13%	10	1
Cherry Hill Dist 37	463	35	7.56%	30	0

Camden County  
 Primary Election  
 June 5, 2012

Official Results

  
 Joseph Ripa  
 Camden County Clerk

DEMOCRATIC US SENATOR  
 Vote for 1

	Registered Voters	Ballots Cast	% Turnout	Robert Menendez	Write-In
Cherry Hill Dist 38	379	25	6.60%	25	0
Cherry Hill Dist 39	567	38	6.70%	37	0
Cherry Hill Dist 40	353	24	6.80%	18	0
Cherry Hill Dist 41	313	20	6.39%	19	0
Cherry Hill Dist 42	257	22	8.56%	22	0
Cherry Hill Dist 43	376	22	5.85%	22	0
Cherry Hill Dist 44	478	18	3.77%	17	0
Cherry Hill Dist 45	540	37	6.85%	36	0
Cherry Hill Dist 46	412	21	5.10%	19	0
Cherry Hill Dist 47	427	30	7.03%	26	0
Cherry Hill Dist 48	193	23	11.92%	20	0
Cherry Hill Mail-In Ballot	0	294	0.00%	263	5
Cherry Hill Provisional	0	2	0.00%	2	0
Cherry Hill Mail-In Ballot Rejected	0	0	0.00%	0	0
Cherry Hill Provisional Rejected	0	0	0.00%	0	0
Cherry Hill Emergency Ballots	0	0	0.00%	0	0
<b>Totals - Cherry Hill</b>	<b>20034</b>	<b>1884</b>	<b>9.40%</b>	<b>1712</b>	<b>8</b>
Chesilhurst Dist 1	688	146	21.22%	127	0
Chesilhurst Mail-In Ballot	0	10	0.00%	9	0
Chesilhurst Provisional	0	1	0.00%	1	0
Chesilhurst Mail-In Ballot Rejected	0	0	0.00%	0	0
Chesilhurst Provisional Rejected	0	0	0.00%	0	0
Chesilhurst Emergency Ballots	0	0	0.00%	0	0
<b>Totals - Chesilhurst</b>	<b>688</b>	<b>157</b>	<b>22.82%</b>	<b>137</b>	<b>0</b>
Clementon Dist 1	311	38	12.22%	29	2
Clementon Dist 2	344	40	11.63%	32	0
Clementon Dist 3	431	40	9.28%	38	0
Clementon Mail-In Ballot	0	5	0.00%	4	0
Clementon Provisional	0	0	0.00%	0	0

Camden County  
 Primary Election  
 June 5, 2012

Official Results

  
 Joseph Ripa  
 Camden County Clerk

DEMOCRATIC US SENATOR  
 Vote for 1

	Registered Voters	Ballots Cast	% Turnout	Robert Menendez	Write-In
Clementon Mail-In Ballot Rejected	0	0	0.00%	0	0
Clementon Provisional Rejected	0	0	0.00%	0	0
Clementon Emergency Ballots	0	0	0.00%	0	0
<b>Totals - Clementon</b>	<b>1086</b>	<b>123</b>	<b>11.33%</b>	<b>103</b>	<b>2</b>
Collingswood Dist 1	328	34	10.37%	29	0
Collingswood Dist 2	462	51	11.04%	49	0
Collingswood Dist 3	264	24	9.09%	19	1
Collingswood Dist 4	293	28	9.56%	26	0
Collingswood Dist 5	377	52	13.79%	48	0
Collingswood Dist 6	317	28	8.83%	23	0
Collingswood Dist 7	395	33	8.35%	27	3
Collingswood Dist 8	367	26	7.08%	24	0
Collingswood Dist 9	522	70	13.41%	61	1
Collingswood Dist 10	332	46	13.86%	42	0
Collingswood Dist 11	349	20	5.73%	15	0
Collingswood Dist 12	255	17	6.67%	10	0
Collingswood Mail-In Ballot	0	38	0.00%	36	0
Collingswood Provisional	0	0	0.00%	0	0
Collingswood Mail-In Ballot Rejected	0	0	0.00%	0	0
Collingswood Provisional Rejected	0	0	0.00%	0	0
Collingswood Emergency Ballots	0	0	0.00%	0	0
<b>Totals - Collingswood</b>	<b>4261</b>	<b>467</b>	<b>10.96%</b>	<b>409</b>	<b>5</b>
Gibbsboro Dist 1	356	37	10.39%	31	2
Gibbsboro Dist 2	275	24	8.73%	22	0
Gibbsboro Mail-In Ballot	0	4	0.00%	3	0
Gibbsboro Provisional	0	0	0.00%	0	0
Gibbsboro Mail-In Ballot Rejected	0	0	0.00%	0	0
Gibbsboro Provisional Rejected	0	0	0.00%	0	0
Gibbsboro Emergency Ballots	0	0	0.00%	0	0

Camden County  
 Primary Election  
 June 5, 2012

Official Results

  
 Joseph Ripa  
 Camden County Clerk

**DEMOCRATIC US SENATOR**  
 Vote for 1

	Registered Voters	Ballots Cast	% Turnout	Robert Menendez	Write-In
<b>Totals - Gibbsboro</b>	631	65	10.30%	56	2
Gloucester City W1 D1	213	35	16.43%	29	0
Gloucester City W1 D2	217	24	11.06%	17	1
Gloucester City W1 D3	313	87	27.80%	65	0
Gloucester City W1 D4	326	79	24.23%	52	0
Gloucester City Ward 1 Mail-In Ballot	0	5	0.00%	4	0
Gloucester City Ward 1 Provisional	0	0	0.00%	0	0
Gloucester City W1 Mail-In Ballot Rejected	0	0	0.00%	0	0
Gloucester City W1 Provisional Rejected	0	0	0.00%	0	0
Gloucester City W1 Emergency Ballots	0	0	0.00%	0	0
<b>Totals - Gloucester City W1</b>	1069	230	21.52%	167	1
Gloucester City W2 D1	266	29	10.90%	24	0
Gloucester City W2 D2	424	49	11.56%	40	0
Gloucester City W2 D3	534	69	12.92%	52	0
Gloucester City Ward 2 Mail-In Ballot	0	10	0.00%	9	0
Gloucester City Ward 2 Provisional	0	0	0.00%	0	0
Gloucester City W2 Mail-In Ballot Rejected	0	0	0.00%	0	0
Gloucester City W2 Provisional Rejected	0	0	0.00%	0	0
Gloucester City W2 Emergency Ballots	0	0	0.00%	0	0
<b>Totals - Gloucester City W2</b>	1224	157	12.83%	125	0
Gloucester City W3 D1	505	49	9.70%	37	0
Gloucester City W3 D2	433	52	12.01%	44	0
Gloucester City Ward 3 Mail-In Ballot	0	5	0.00%	5	0
Gloucester City Ward 3 Provisional	0	0	0.00%	0	0
Gloucester City W3 Mail-In Ballot Rejected	0	0	0.00%	0	0
Gloucester City W3 Provisional Rejected	0	0	0.00%	0	0
Gloucester City W3 Emergency Ballots	0	0	0.00%	0	0

Camden County  
 Primary Election  
 June 5, 2012

Official Results

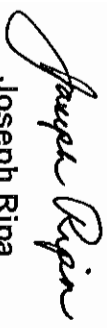
*Joseph Ripa*  
 Joseph Ripa  
 Camden County Clerk

**DEMOCRATIC US SENATOR**  
 Vote for 1

	Registered Voters	Ballots Cast	% Turnout	Robert Menendez	Write-In
Totals - Gloucester City W3	938	106	11.30%	86	0
Totals - Gloucester City	3231	493	15.26%	378	1
Gloucester Twp Dist 1	259	22	8.49%	20	0
Gloucester Twp Dist 2	296	33	11.15%	32	0
Gloucester Twp Dist 3	296	29	9.80%	23	0
Gloucester Twp Dist 4	399	43	10.78%	36	0
Gloucester Twp Dist 5	454	54	11.89%	46	0
Gloucester Twp Dist 6	494	29	5.87%	26	0
Gloucester Twp Dist 7	426	44	10.33%	40	0
Gloucester Twp Dist 8	463	54	11.66%	48	0
Gloucester Twp Dist 9	442	33	7.47%	30	0
Gloucester Twp Dist 10	391	30	7.67%	27	0
Gloucester Twp Dist 11	384	33	8.59%	23	0
Gloucester Twp Dist 12	468	44	9.40%	41	0
Gloucester Twp Dist 13	560	48	8.57%	43	0
Gloucester Twp Dist 14	412	55	13.35%	47	1
Gloucester Twp Dist 15	487	44	9.03%	36	0
Gloucester Twp Dist 16	459	32	6.97%	30	0
Gloucester Twp Dist 17	679	57	8.39%	49	1
Gloucester Twp Dist 18	457	57	12.47%	52	0
Gloucester Twp Dist 19	467	48	10.28%	46	0
Gloucester Twp Dist 20	469	56	11.94%	48	1
Gloucester Twp Dist 21	276	16	5.80%	15	0
Gloucester Twp Dist 22	411	56	13.63%	49	0
Gloucester Twp Dist 23	512	66	12.89%	61	0
Gloucester Twp Dist 24	469	45	9.59%	38	0
Gloucester Twp Dist 25	472	41	8.69%	33	0
Gloucester Twp Dist 26	324	31	9.57%	25	0
Gloucester Twp Dist 27	343	26	7.58%	25	0
Gloucester Twp Dist 28	448	50	11.16%	41	0

Camden County  
 Primary Election  
 June 5, 2012

Official Results

  
 Joseph Ripa  
 Camden County Clerk


DEMOCRATIC US SENATOR

Vote for 1

	Registered Voters	Ballots Cast	% Turnout	Robert Menendez	Write-In
Gloucester Twp Dist 29	457	38	8.32%	31	0
Gloucester Twp Dist 30	457	36	7.88%	34	0
Gloucester Twp Dist 31	331	32	9.67%	27	0
Gloucester Twp Dist 32	496	39	7.86%	36	0
Gloucester Twp Dist 33	510	72	14.12%	67	0
Gloucester Twp Dist 34	377	39	10.34%	32	0
Gloucester Twp Dist 35	480	49	10.21%	43	0
Gloucester Twp Dist 36	317	38	11.99%	33	0
Gloucester Twp Dist 37	221	14	6.33%	14	0
Gloucester Twp Dist 38	214	22	10.28%	18	0
Gloucester Twp Dist 39	202	13	6.44%	11	0
Gloucester Twp Dist 40	461	27	5.86%	26	0
Gloucester Twp Mail-In Ballot	0	278	0.00%	249	1
Gloucester Twp Provisional	0	6	0.00%	6	0
Gloucester Twp Mail-In Ballot Rejected	0	0	0.00%	0	0
Gloucester Twp Provisional Rejected	0	0	0.00%	0	0
Gloucester Twp Emergency Ballots	0	0	0.00%	0	0
Totals - Gloucester Twp	16540	1879	11.36%	1657	4
Haddon Twp Dist 1	271	20	7.38%	14	0
Haddon Twp Dist 2	296	31	10.47%	26	0
Haddon Twp Dist 3	431	35	8.12%	30	0
Haddon Twp Dist 4	239	27	11.30%	21	0
Haddon Twp Dist 5	213	20	9.39%	17	0
Haddon Twp Dist 6	255	33	12.94%	26	0
Haddon Twp Dist 7	244	27	11.07%	26	0
Haddon Twp Dist 8	338	25	7.40%	23	0
Haddon Twp Dist 9	233	33	14.16%	28	0
Haddon Twp Dist 10	279	22	7.89%	17	0
Haddon Twp Dist 11	307	17	5.54%	16	0
Haddon Twp Dist 12	465	35	7.53%	29	0
Haddon Twp Dist 13	208	20	9.62%	15	0

Camden County  
 Primary Election  
 June 5, 2012

Official Results

  
 Joseph Ripa  
 Camden County Clerk

DEMOCRATIC US SENATOR

Vote for 1

	Registered Voters	Ballots Cast	% Turnout	Robert Menendez	Write-In
Haddon Twp Dist 14	293	41	13.99%	32	0
Haddon Twp Dist 15	312	54	17.31%	48	0
Haddon Twp Mail-In Ballot	0	52	0.00%	46	1
Haddon Twp Provisional	0	0	0.00%	0	0
Haddon Twp Mail-In Ballot Rejected	0	0	0.00%	0	0
Haddon Twp Provisional Rejected	0	0	0.00%	0	0
Haddon Twp Emergency Ballots	0	0	0.00%	0	0
<b>Totals - Haddon Twp</b>	<b>4384</b>	<b>492</b>	<b>11.22%</b>	<b>414</b>	<b>1</b>
Haddonfield Dist 1	368	24	6.52%	21	0
Haddonfield Dist 2	478	44	9.21%	39	1
Haddonfield Dist 3	367	33	8.99%	31	0
Haddonfield Dist 4	184	8	4.35%	6	0
Haddonfield Dist 5	160	9	5.63%	6	0
Haddonfield Dist 6	352	33	9.38%	30	0
Haddonfield Dist 7	330	32	9.70%	28	0
Haddonfield Dist 8	399	29	7.27%	27	0
Haddonfield Dist 9	398	30	7.54%	30	0
Haddonfield Dist 10	243	19	7.82%	16	1
Haddonfield Mail-In Ballot	0	36	0.00%	33	0
Haddonfield Provisional	0	1	0.00%	1	0
Haddonfield Mail-In Ballot Rejected	0	0	0.00%	0	0
Haddonfield Provisional Rejected	0	0	0.00%	0	0
Haddonfield Emergency Ballots	0	0	0.00%	0	0
<b>Totals - Haddonfield</b>	<b>3279</b>	<b>298</b>	<b>9.09%</b>	<b>268</b>	<b>2</b>
Haddon Heights Dist 1	284	26	9.15%	19	0
Haddon Heights Dist 2	242	15	6.20%	13	0
Haddon Heights Dist 3	333	15	4.50%	10	2
Haddon Heights Dist 4	232	27	11.64%	19	1
Haddon Heights Dist 5	330	25	7.58%	20	0

Camden County  
 Primary Election  
 June 5, 2012

Official Results

*Joseph Ripa*  
 Joseph Ripa  
 Camden County Clerk

DEMOCRATIC US SENATOR


Vote for 1

	Registered Voters	Ballots Cast	% Turnout	Robert Menendez	Write-In
<b>Haddon Heights</b>					
Haddon Heights Dist 6	358	25	6.98%	21	0
Haddon Heights Dist 7	351	30	8.55%	25	0
Haddon Heights Mail-In Ballot	0	21	0.00%	16	0
Haddon Heights Provisional	0	1	0.00%	1	0
Haddon Heights Mail-In Ballot Rejected	0	0	0.00%	0	0
Haddon Heights Provisional Rejected	0	0	0.00%	0	0
Haddon Heights Emergency Ballots	0	0	0.00%	0	0
<b>Totals - Haddon Heights</b>	<b>2130</b>	<b>185</b>	<b>8.69%</b>	<b>144</b>	<b>3</b>
<b>Hi-Nella</b>					
Hi-Nella Dist 1	245	26	10.61%	17	0
Hi Nella Mail-In Ballot	0	5	0.00%	5	0
Hi Nella Provisional	0	0	0.00%	0	0
Hi Nella Mail-In Ballot Rejected	0	0	0.00%	0	0
Hi Nella Provisional Rejected	0	0	0.00%	0	0
Hi Nella Emergency Ballots	0	0	0.00%	0	0
<b>Totals - Hi-Nella</b>	<b>245</b>	<b>31</b>	<b>12.65%</b>	<b>22</b>	<b>0</b>
<b>Laurel Springs</b>					
Laurel Springs Dist 1	243	22	9.05%	21	0
Laurel Spnngs Dist 2	250	34	13.60%	32	0
Laurel Springs Mail-In Ballot	0	6	0.00%	5	0
Laurel Springs Provisional	0	0	0.00%	0	0
Laurel Springs Mail-In Ballot Rejected	0	0	0.00%	0	0
Laurel Springs Provisional Rejected	0	0	0.00%	0	0
Laurel Springs Emergency Ballots	0	0	0.00%	0	0
<b>Totals - Laurel Springs</b>	<b>493</b>	<b>62</b>	<b>12.58%</b>	<b>58</b>	<b>0</b>
<b>Lawnside</b>					
Lawnside Dist 1	719	168	23.37%	147	0
Lawnside Dist 2	738	145	19.65%	130	0
Lawnside Mail-In Ballot	0	25	0.00%	22	0
Lawnside Provisional	0	0	0.00%	0	0



Camden County  
 Primary Election  
 June 5, 2012

Official Results

  
 Joseph Ripa  
 Camden County Clerk

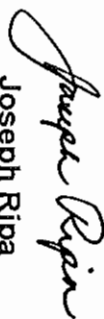
DEMOCRATIC US SENATOR

Vote for 1

	Registered Voters	Ballots Cast	% Turnout	Robert Menendez	Write-In
Lawnside Mail-In Ballot Rejected	0	0	0.00%	0	0
Lawnside Provisional Rejected	0	0	0.00%	0	0
Lawnside Emergency Ballots	0	0	0.00%	0	0
<b>Totals - Lawnside</b>	<b>1457</b>	<b>338</b>	<b>23.20%</b>	<b>299</b>	<b>0</b>
Lindenwold Dist 1	618	75	12.14%	64	1
Lindenwold Dist 2	486	58	11.93%	50	0
Lindenwold Dist 3	452	72	15.93%	62	0
Lindenwold Dist 4	615	94	15.28%	83	0
Lindenwold Dist 5	555	85	15.32%	79	0
Lindenwold Dist 6	562	87	15.48%	80	1
Lindenwold Dist 7	311	30	9.65%	23	0
Lindenwold Dist 8	530	48	9.06%	42	0
Lindenwold Dist 9	344	72	20.93%	63	1
Lindenwold Mail-In Ballot	0	52	0.00%	48	0
Lindenwold Provisional	0	4	0.00%	4	0
Lindenwold Mail-In Ballot Rejected	0	0	0.00%	0	0
Lindenwold Provisional Rejected	0	0	0.00%	0	0
Lindenwold Emergency Ballots	0	0	0.00%	0	0
<b>Totals - Lindenwold</b>	<b>4473</b>	<b>677</b>	<b>15.14%</b>	<b>598</b>	<b>3</b>
Magnolia Dist 1	323	34	10.53%	31	0
Magnolia Dist 2	228	38	16.67%	34	0
Magnolia Dist 3	293	28	9.56%	24	0
Magnolia Dist 4	337	53	15.73%	45	0
Magnolia Mail-In Ballot	0	9	0.00%	0	0
Magnolia Provisional	0	0	0.00%	0	0
Magnolia Mail-In Ballot Rejected	0	0	0.00%	0	0
Magnolia Provisional Rejected	0	0	0.00%	0	0
Magnolia Emergency Ballots	0	0	0.00%	0	0

Camden County  
 Primary Election  
 June 5, 2012

Official Results

  
 Joseph Ripa  
 Camden County Clerk


DEMOCRATIC US SENATOR

Vote for 1

	Registered Voters	Ballots Cast	% Turnout	Robert Menendez	Write-In
Totals - Magnolia	1181	162	13.72%	134	0
Merchantville Dist 1	434	43	9.91%	38	1
Merchantville Dist 2	486	30	6.17%	30	0
Merchantville Dist 3	259	30	11.58%	27	0
Merchantville Mail-In Ballot	0	15	0.00%	14	0
Merchantville Provisional	0	1	0.00%	1	0
Merchantville Mail-In Ballot Rejected	0	0	0.00%	0	0
Merchantville Provisional Rejected	0	0	0.00%	0	0
Merchantville Emergency Ballots	0	0	0.00%	0	0
Totals - Merchantville	1179	119	10.09%	110	1
Mt. Ephraim Dist 1	305	39	12.79%	27	0
Mt. Ephraim Dist 2	386	24	6.22%	20	0
Mt. Ephraim Dist 3	344	41	11.92%	31	1
Mt. Ephraim Dist 4	370	24	6.49%	19	0
Mt. Ephraim Mail-In Ballot	0	23	0.00%	18	0
Mt. Ephraim Provisional	0	0	0.00%	0	0
Mt. Ephraim Mail-In Ballot Rejected	0	0	0.00%	0	0
Mt. Ephraim Provisional Rejected	0	0	0.00%	0	0
Mt. Ephraim Emergency Ballots	0	0	0.00%	0	0
Totals - Mt. Ephraim	1405	151	10.75%	115	1
Oaklyn Dist 1	276	38	13.77%	36	0
Oaklyn Dist 2	294	36	12.24%	29	0
Oaklyn Dist 3	316	32	10.13%	26	1
Oaklyn Dist 4	280	48	17.14%	33	0
Oaklyn Mail-In Ballot	0	16	0.00%	13	0
Oaklyn Provisional	0	1	0.00%	0	0
Oaklyn Mail-In Ballot Rejected	0	0	0.00%	0	0
Oaklyn Provisional Rejected	0	0	0.00%	0	0

Camden County  
 Primary Election  
 June 5, 2012

Official Results


  
 Joseph Ripa  
 Camden County Clerk

DEMOCRATIC US SENATOR  
 Vote for 1

	Registered Voters	Ballots Cast	% Turnout	Robert Menendez	Write-In
Oaklyn Emergency Ballots	0	0	0.00%	0	0
Totals - Oaklyn	1166	171	14.67%	137	1
Pennsauken Dist 1	425	81	19.06%	74	0
Pennsauken Dist 2	718	106	14.76%	94	1
Pennsauken Dist 3	427	39	9.13%	35	0
Pennsauken Dist 4	561	86	15.33%	78	0
Pennsauken Dist 5	307	25	8.14%	23	0
Pennsauken Dist 6	432	51	11.81%	44	0
Pennsauken Dist 7	462	44	9.52%	43	0
Pennsauken Dist 8	362	46	12.71%	44	0
Pennsauken Dist 9	283	23	8.13%	22	0
Pennsauken Dist 10	379	54	14.25%	48	0
Pennsauken Dist 11	361	61	16.90%	55	0
Pennsauken Dist 12	343	42	12.24%	40	0
Pennsauken Dist 13	361	50	13.85%	46	0
Pennsauken Dist 14	500	81	16.20%	73	1
Pennsauken Dist 15	484	62	12.81%	56	0
Pennsauken Dist 16	364	62	17.03%	53	0
Pennsauken Dist 17	485	67	13.81%	59	0
Pennsauken Dist 18	590	79	13.39%	69	0
Pennsauken Dist 19	263	32	12.17%	30	0
Pennsauken Dist 20	426	83	19.48%	78	0
Pennsauken Dist 21	296	44	14.86%	38	0
Pennsauken Dist 22	411	108	26.28%	97	0
Pennsauken Dist 23	369	44	11.92%	41	0
Pennsauken Dist 24	240	24	10.00%	23	0
Pennsauken Mail-In Ballot	0	89	0.00%	85	0
Pennsauken Provisional	0	3	0.00%	3	0
Pennsauken Mail-In Ballot Rejected	0	0	0.00%	0	0
Pennsauken Provisional Rejected	0	0	0.00%	0	0
Pennsauken Emergency Ballots	0	0	0.00%	0	0

Camden County  
 Primary Election  
 June 5, 2012

Official Results

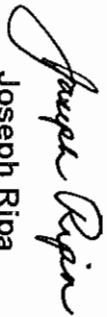
  
 Joseph Ripa  
 Camden County Clerk

DEMOCRATIC US SENATOR  
 Vote for 1

	Registered Voters	Ballots Cast	% Turnout	Robert Menendez	Write-In
Totals - Pennsauken	9849	1486	15.09%	1351	2
Pine Hill Dist 1	316	49	15.51%	48	0
Pine Hill Dist 2	436	35	8.03%	27	0
Pine Hill Dist 3	450	50	11.11%	46	1
Pine Hill Dist 4	509	71	13.95%	64	0
Pine Hill Dist 5	523	73	13.96%	65	2
Pine Hill Dist 6	345	29	8.41%	26	0
Pine Hill Mail-In Ballot	0	28	0.00%	28	0
Pine Hill Provisional	0	1	0.00%	1	0
Pine Hill Mail-In Ballot Rejected	0	0	0.00%	0	0
Pine Hill Provisional Rejected	0	0	0.00%	0	0
Pine Hill Emergency Ballots	0	0	0.00%	0	0
Totals - Pine Hill	2579	336	13.03%	305	3
Pine Valley Dist 1	4	0	0.00%	0	0
Pine Valley Mail-In Ballot	0	0	0.00%	0	0
Pine Valley Provisional	0	0	0.00%	0	0
Pine Valley Mail-In Ballot Rejected	0	0	0.00%	0	0
Pine Valley Provisional Rejected	0	0	0.00%	0	0
Pine Valley Emergency Ballots	0	0	0.00%	0	0
Totals - Pine Valley	4	0	0.00%	0	0
Runnemede Dist 1	376	108	28.72%	78	0
Runnemede Dist 2	507	162	31.95%	109	1
Runnemede Dist 3	348	105	30.17%	73	0
Runnemede Dist 4	487	149	30.60%	100	0
Runnemede Dist 5	612	218	35.62%	131	0
Runnemede Dist 6	615	240	39.02%	144	0
Runnemede Mail-In Ballot	0	65	0.00%	48	0

Camden County  
 Primary Election  
 June 5, 2012

Official Results

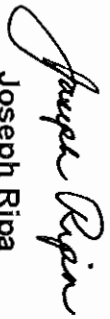
  
 Joseph Ripa  
 Camden County Clerk

DEMOCRATIC US SENATOR  
 Vote for 1

	Registered Voters	Ballots Cast	% Turnout	Robert Menendez	Write-In
Runnemedede Provisional	0	2	0.00%	2	0
Runnemedede Mail-In Ballot Rejected	0	0	0.00%	0	0
Runnemedede Provisional Rejected	0	0	0.00%	0	0
Runnemedede Emergency Ballots	0	0	0.00%	0	0
<b>Totals - Runnemedede</b>	<b>2945</b>	<b>1049</b>	<b>35.62%</b>	<b>685</b>	<b>1</b>
Somerdale Dist 1	637	64	10.05%	53	0
Somerdale Dist 2	411	56	13.63%	50	0
Somerdale Dist 3	442	76	17.19%	69	0
Somerdale Dist 4	416	59	14.18%	54	0
Somerdale Mail-In Ballot	0	13	0.00%	13	0
Somerdale Provisional	0	0	0.00%	0	0
Somerdale Mail-In Ballot Rejected	0	0	0.00%	0	0
Somerdale Provisional Rejected	0	0	0.00%	0	0
Somerdale Emergency Ballots	0	0	0.00%	0	0
<b>Totals - Somerdale</b>	<b>1906</b>	<b>268</b>	<b>14.06%</b>	<b>239</b>	<b>0</b>
Stratford Dist 1	199	26	13.07%	21	0
Stratford Dist 2	313	23	7.35%	14	0
Stratford Dist 3	275	28	10.18%	27	0
Stratford Dist 4	385	30	7.79%	26	0
Stratford Dist 5	228	17	7.45%	15	0
Stratford Dist 6	308	24	7.79%	21	0
Stratford Mail-In Ballot	0	17	0.00%	16	0
Stratford Provisional	0	0	0.00%	0	0
Stratford Mail-In Ballot Rejected	0	0	0.00%	0	0
Stratford Provisional Rejected	0	0	0.00%	0	0
Stratford Emergency Ballots	0	0	0.00%	0	0
<b>Totals - Stratford</b>	<b>1708</b>	<b>165</b>	<b>9.66%</b>	<b>140</b>	<b>0</b>

Camden County  
 Primary Election  
 June 5, 2012

Official Results


  
 Joseph Ripa  
 Camden County Clerk

DEMOCRATIC US SENATOR  
 Vote for 1

	Registered Voters	Ballots Cast	% Turnout	Robert Menendez	Write-In
Tavistock Dist 1	1	0	0.00%	0	0
Tavistock Mail-In Ballot	0	0	0.00%	0	0
Tavistock Provisional	0	0	0.00%	0	0
Tavistock Mail-In Ballot Rejected	0	0	0.00%	0	0
Tavistock Provisional Rejected	0	0	0.00%	0	0
Tavistock Emergency Ballots	0	0	0.00%	0	0
Totals - Tavistock	1	0	0.00%	0	0
Voorhees Dist 1	499	69	13.83%	63	1
Voorhees Dist 2	467	61	13.06%	49	1
Voorhees Dist 3	411	32	7.79%	29	0
Voorhees Dist 4	337	45	13.35%	41	0
Voorhees Dist 5	510	55	10.78%	51	0
Voorhees Dist 6	384	20	5.21%	17	1
Voorhees Dist 7	263	9	3.42%	8	0
Voorhees Dist 8	458	45	9.83%	40	0
Voorhees Dist 9	472	40	8.47%	32	0
Voorhees Dist 10	393	37	9.41%	35	0
Voorhees Dist 11	315	18	5.71%	16	0
Voorhees Dist 12	344	22	6.40%	17	0
Voorhees Dist 13	506	71	14.03%	61	0
Voorhees Dist 14	338	28	8.28%	25	0
Voorhees Dist 15	398	20	5.03%	17	0
Voorhees Dist 16	199	11	5.53%	11	0
Voorhees Dist 17	351	67	19.09%	63	0
Voorhees Dist 18	380	41	10.79%	39	0
Voorhees Dist 19	434	16	3.69%	15	0
Voorhees Mail-In Ballot	0	154	0.00%	144	0
Voorhees Provisional	0	0	0.00%	0	0
Voorhees Mail-In Ballot Rejected	0	0	0.00%	0	0
Voorhees Provisional Rejected	0	0	0.00%	0	0
Voorhees Emergency Ballots	0	0	0.00%	0	0

Camden County  
 Primary Election  
 June 5, 2012

Official Results

  
 Joseph Ripa  
 Camden County Clerk

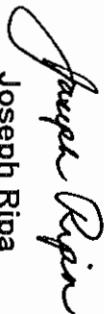
DEMOCRATIC US SENATOR

Vote for 1

	Registered Voters	Ballots Cast	% Turnout	Robert Menendez	Write-In
Totals - Voorhees	7459	861	11.54%	773	3
Waterford Dist 1	357	22	6.16%	18	2
Waterford Dist 2	425	23	5.41%	18	0
Waterford Dist 3	357	22	6.16%	18	0
Waterford Dist 4	345	35	10.14%	20	1
Waterford Dist 5	333	26	7.81%	21	0
Waterford Dist 6	321	24	7.48%	18	1
Waterford Dist 7	364	13	3.57%	12	0
Waterford Dist 8	128	6	4.69%	3	1
Waterford Mail-In Ballot	0	31	0.00%	27	0
Waterford Provisional	0	1	0.00%	0	0
Waterford Mail-In Ballot Rejected	0	0	0.00%	0	0
Waterford Provisional Rejected	0	0	0.00%	0	0
Waterford Emergency Ballots	0	0	0.00%	0	0
Totals - Waterford	2630	203	7.72%	155	5
Winslow W1 D1	406	40	9.85%	28	0
Winslow W1 D2	399	28	7.02%	23	0
Winslow W1 D3	318	23	7.23%	19	0
Winslow W1 D4	792	81	10.23%	69	1
Winslow W1 D5	450	39	8.67%	36	0
Winslow Ward 1 Mail-In Ballot	0	39	0.00%	31	0
Winslow Ward 1 Provisional	0	0	0.00%	0	0
Winslow W1 Mail-In Ballot Rejected	0	0	0.00%	0	0
Winslow W1 Provisional Rejected	0	0	0.00%	0	0
Winslow W1 Emergency Ballots	0	0	0.00%	0	0
Totals - Winslow W1	2365	250	10.57%	206	1
Winslow W2 D1	947	112	11.83%	103	0

Camden County  
 Primary Election  
 June 5, 2012

Official Results

  
 Joseph Ripa  
 Camden County Clerk

DEMOCRATIC US SENATOR

Vote for 1

	Registered Voters	Ballots Cast	% Turnout	Robert Menendez	Write-In
Wfnslow W2 D2	70	12	17.14%	12	0
Wfnslow W2 D3	633	85	13.43%	82	0
Wfnslow W2 D4	837	82	9.80%	71	0
Wfnslow W2 D5	245	28	11.43%	22	1
Wfnslow Ward 2 Mail-In Ballot	0	23	0.00%	15	0
Wfnslow Ward 2 Provisional	0	0	0.00%	0	0
Wfnslow W2 Mail-In Ballot Rejected	0	0	0.00%	0	0
Wfnslow W2 Provisional Rejected	0	0	0.00%	0	0
Wfnslow W2 Emergency Ballots	0	0	0.00%	0	0
<b>Totals - Wfnslow W2</b>	<b>2732</b>	<b>342</b>	<b>12.52%</b>	<b>305</b>	<b>1</b>
Wfnslow W3 D1	798	162	20.30%	146	0
Wfnslow W3 D2	692	99	14.31%	91	0
Wfnslow W3 D3	1192	197	16.53%	181	0
Wfnslow W3 D4	508	73	14.37%	66	0
Wfnslow Ward 3 Mail-In Ballot	0	44	0.00%	38	0
Wfnslow Ward 3 Provisional	0	2	0.00%	1	0
Wfnslow W3 Mail-In Ballot Rejected	0	0	0.00%	0	0
Wfnslow W3 Provisional Rejected	0	0	0.00%	0	0
Wfnslow W3 Emergency Ballots	0	0	0.00%	0	0
<b>Totals - Wfnslow W3</b>	<b>3190</b>	<b>577</b>	<b>18.09%</b>	<b>523</b>	<b>0</b>
Wfnslow W4 D1	297	55	18.52%	52	0
Wfnslow W4 D2	625	73	11.68%	65	0
Wfnslow W4 D3	637	81	12.72%	76	0
Wfnslow W4 D4	469	58	12.37%	55	0
Wfnslow W4 D5	636	101	15.88%	95	0
Wfnslow Ward 4 Mail-In Ballot	0	15	0.00%	14	0
Wfnslow Ward 4 Provisional	0	1	0.00%	1	0
Wfnslow W4 Mail-In Ballot Rejected	0	0	0.00%	0	0
Wfnslow W4 Provisional Rejected	0	0	0.00%	0	0



Camden County  
 Primary Election  
 June 5, 2012

Official Results

*Joseph Ripa*  
 Joseph Ripa  
 Camden County Clerk

DEMOCRATIC US SENATOR  
 Vote for 1


	Registered Voters	Ballots Cast	% Turnout	Robert Menendez	Write-In
Winslow W4 Emergency Ballots	0	0	0.00%	0	0
Totals - Winslow W4	2664	384	14.41%	358	0
Totals - Winslow	10951	1553	14.18%	1392	2
Woodlyvne Dist 1	404	50	12.38%	47	0
Woodlyvne Dist 2	322	50	15.53%	43	1
Woodlyvne Mail-In Ballot	0	1	0.00%	1	0
Woodlyvne Provisional	0	0	0.00%	0	0
Woodlyvne Mail-In Ballot Reflected	0	0	0.00%	0	0
Woodlyvne Provisional Reflected	0	0	0.00%	0	0
Woodlyvne Emergency Ballots	0	0	0.00%	0	0
Totals - Woodlyvne	726	101	13.91%	91	1
Totals - Grand Totals	137711	18340	13.32%	15695	61

Camden County  
 Primary Election  
 June 5, 2012

**DEMOCRATIC HOUSE OF REPRESENTATIVES 1ST DISTRICT**

Vote for 1


**Official Results**

  
 Joseph Ripa  
 Camden County Clerk

	Registered Voters	Ballots Cast	% Turnout	Robert E. Andrews	Francis X. Tenaglio	Write-In
Audubon Boro Dist 1	273	30	10.99%	22	5	0
Audubon Boro Dist 2	220	13	5.91%	10	2	0
Audubon Boro Dist 3	407	31	7.62%	25	3	1
Audubon Boro Dist 4	220	12	5.45%	11	1	0
Audubon Boro Dist 5	297	33	11.11%	25	5	0
Audubon Boro Dist 6	395	41	10.38%	34	5	0
Audubon Boro Dist 7	235	21	8.94%	15	5	0
Audubon Boro Dist 8	326	30	9.20%	23	4	0
Audubon Boro Mail-In Ballot	0	25	0.00%	19	4	0
Audubon Boro Provisional	0	0	0.00%	0	0	0
Audubon Boro Mail-In Ballot Rejected	0	0	0.00%	0	0	0
Audubon Boro Provisional Rejected	0	0	0.00%	0	0	0
Audubon Boro Emergency Ballots	0	0	0.00%	0	0	0
<b>Totals - Audubon Boro</b>	<b>2373</b>	<b>236</b>	<b>9.95%</b>	<b>184</b>	<b>34</b>	<b>1</b>
Audubon Park Dist 1	520	57	10.96%	33	20	0
Audubon Park Mail-In Ballot	0	5	0.00%	5	0	0
Audubon Park Provisional	0	0	0.00%	0	0	0
Audubon Park Mail-In Ballot Rejected	0	0	0.00%	0	0	0
Audubon Park Provisional Rejected	0	0	0.00%	0	0	0
Audubon Park Emergency Ballots	0	0	0.00%	0	0	0
<b>Totals - Audubon Park</b>	<b>520</b>	<b>62</b>	<b>11.92%</b>	<b>38</b>	<b>20</b>	<b>0</b>
Barrington Dist 1	449	45	10.02%	36	4	0
Barrington Dist 2	271	21	7.75%	19	1	0
Barrington Dist 3	371	40	10.78%	32	5	0
Barrington Dist 4	524	57	10.89%	47	6	0
Barrington Dist 5	195	16	8.21%	10	3	0
Barrington Mail-In Ballot	0	19	0.00%	11	5	0
Barrington Provisional	0	1	0.00%	1	0	0
Barrington Mail-In Ballot Rejected	0	0	0.00%	0	0	0

Camden County  
 Primary Election  
 June 5, 2012

Official Results

  
 Joseph Ripa  
 Camden County Clerk


DEMOCRATIC HOUSE OF REPRESENTATIVES 1ST DISTRICT

Vote for 1

	Registered Voters	Ballots Cast	% Turnout	Robert E. Andrews	Francis X. Tenaglio	Write-In
Barrington Provisional Rejected	0	0	0.00%	0	0	0
Barrington Emergency Ballots	0	0	0.00%	0	0	0
Totals - Barrington	1810	199	10.99%	156	24	0
Bellmawr Dist 1	546	153	28.02%	90	40	0
Bellmawr Dist 2	578	158	27.34%	113	24	0
Bellmawr Dist 3	472	108	22.88%	69	26	0
Bellmawr Dist 4	541	207	38.26%	143	28	0
Bellmawr Dist 5	374	93	24.87%	54	28	0
Bellmawr Dist 6	507	128	25.25%	99	17	0
Bellmawr Dist 7	429	115	26.81%	70	27	0
Bellmawr Mail-In Ballot	0	52	0.00%	40	7	0
Bellmawr Provisional	0	4	0.00%	1	2	0
Bellmawr Mail-In Ballot Rejected	0	0	0.00%	0	0	0
Bellmawr Provisional Rejected	0	0	0.00%	0	0	0
Bellmawr Emergency Ballots	0	0	0.00%	0	0	0
Totals - Bellmawr	3447	1018	29.53%	679	199	0
Berlin Boro Dist 1	288	19	6.60%	14	5	0
Berlin Boro Dist 2	374	35	9.36%	33	2	0
Berlin Boro Dist 3	422	33	7.82%	31	1	0
Berlin Boro Dist 4	408	37	9.07%	30	5	0
Berlin Boro Dist 5	194	17	8.76%	16	1	0
Berlin Boro Mail-In Ballot	0	31	0.00%	22	7	0
Berlin Boro Provisional	0	1	0.00%	0	0	0
Berlin Boro Mail-In Ballot Rejected	0	0	0.00%	0	0	0
Berlin Boro Provisional Rejected	0	0	0.00%	0	0	0
Berlin Boro Emergency Ballots	0	0	0.00%	0	0	0
Totals - Berlin Boro	1686	173	10.26%	146	21	0

Camden County  
 Primary Election  
 June 5, 2012

Official Results

  
 Joseph Ripa  
 Camden County Clerk

DEMOCRATIC HOUSE OF REPRESENTATIVES 1ST DISTRICT  
 Vote for 1


	Registered Voters	Ballots Cast	% Turnout	Robert E. Andrews	Francis X. Tenaglio	Write-In
Berlin Twp Dist 1	436	52	11.93%	48	1	0
Berlin Twp Dist 2	260	33	12.69%	29	2	0
Berlin Twp Dist 3	231	15	6.49%	13	1	0
Berlin Twp Dist 4	577	48	8.32%	34	11	0
Berlin Twp Mail-In Ballot	0	17	0.00%	16	1	0
Berlin Twp Provisional	0	10	0.00%	4	2	0
Berlin Twp Mail-In Ballot Rejected	0	0	0.00%	0	0	0
Berlin Twp Provisional Rejected	0	0	0.00%	0	0	0
Berlin Twp Emergency Ballots	0	0	0.00%	0	0	0
<b>Totals - Berlin Twp</b>	<b>1504</b>	<b>175</b>	<b>11.64%</b>	<b>144</b>	<b>18</b>	<b>0</b>
Brooklawn Dist 1	508	67	13.19%	50	11	0
Brooklawn Mail-In Ballot	0	3	0.00%	3	0	0
Brooklawn Provisional	0	0	0.00%	0	0	0
Brooklawn Mail-In Ballot Rejected	0	0	0.00%	0	0	0
Brooklawn Provisional Rejected	0	0	0.00%	0	0	0
Brooklawn Emergency Ballots	0	0	0.00%	0	0	0
<b>Totals - Brooklawn</b>	<b>508</b>	<b>70</b>	<b>13.78%</b>	<b>53</b>	<b>11</b>	<b>0</b>
Camden City W1 D1	299	44	14.72%	40	2	0
Camden City W1 D2	692	109	15.75%	93	6	0
Camden City W1 D3	416	60	14.42%	49	6	0
Camden City W1 D4	390	45	11.54%	40	0	0
Camden City W1 D5	286	29	10.14%	22	3	0
Camden City W1 D6	222	36	16.22%	32	2	0
Camden City W1 D7	291	43	14.78%	36	3	0
Camden City W1 D8	459	84	18.30%	77	2	0
Camden City W1 D9	624	54	8.65%	52	1	0
Camden City W1 D10	704	88	12.50%	80	4	0
Camden City Ward 1 Mail-In Ballot	0	38	0.00%	36	2	0
Camden City Ward 1 Provisional	0	0	0.00%	0	0	0

Camden County  
 Primary Election  
 June 5, 2012

**DEMOCRATIC HOUSE OF REPRESENTATIVES 1ST DISTRICT**

Vote for 1

**Official Results**

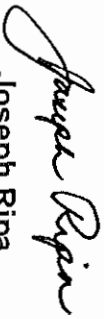
  
**Joseph Ripa**  
 Camden County Clerk

	Registered Voters	Ballots Cast	% Turnout	Robert E. Andrews	Francis X. Tenaglio	Write-In
Camden City W1 Mail-In Ballot Rejected	0	0	0.00%	0	0	0
Camden City W1 Provisional Rejected	0	0	0.00%	0	0	0
Camden City W1 Emergency Ballots	0	0	0.00%	0	0	0
<b>Totals - Camden City W1</b>	<b>4383</b>	<b>630</b>	<b>14.37%</b>	<b>557</b>	<b>31</b>	<b>0</b>
Camden City W2 D1	553	112	20.25%	99	4	0
Camden City W2 D2	489	112	22.90%	101	2	0
Camden City W2 D3	581	121	20.83%	108	3	0
Camden City W2 D4	340	47	13.82%	40	3	0
Camden City W2 D5	333	42	12.61%	39	2	0
Camden City W2 D6	559	93	16.64%	80	2	0
Camden City W2 D7	513	77	15.01%	71	0	0
Camden City W2 D8	640	101	15.78%	95	0	0
Camden City W2 D9	564	110	19.50%	100	1	0
Camden City W2 D10	353	71	20.11%	62	3	0
Camden City W2 D11	185	24	12.97%	23	0	0
Camden City Ward 2 Mail-In Ballot	0	47	0.00%	42	3	0
Camden City Ward 2 Provisional	0	15	0.00%	9	0	0
Camden City W2 Mail-In Ballot Rejected	0	0	0.00%	0	0	0
Camden City W2 Provisional Rejected	0	0	0.00%	0	0	0
Camden City W2 Emergency Ballots	0	0	0.00%	0	0	0
<b>Totals - Camden City W2</b>	<b>5110</b>	<b>972</b>	<b>19.02%</b>	<b>869</b>	<b>23</b>	<b>0</b>
Camden City W3 D1	290	39	13.45%	33	2	0
Camden City W3 D2	675	81	12.00%	75	4	0
Camden City W3 D3	331	68	20.54%	62	2	0
Camden City W3 D4	408	51	12.50%	49	0	0
Camden City W3 D5	365	38	10.41%	33	1	0
Camden City W3 D6	464	85	18.32%	70	4	0
Camden City W3 D7	413	53	12.83%	47	4	0
Camden City W3 D8	456	55	12.06%	46	3	0

Camden County  
 Primary Election  
 June 5, 2012

**DEMOCRATIC HOUSE OF REPRESENTATIVES 1ST DISTRICT**

Official Results

  
 Joseph Ripa  
 Camden County Clerk

Vote for 1

	Registered Voters	Ballots Cast	% Turnout	Robert E. Andrews	Francis X. Tenaglio	Write-In
Camden City W3 D9	296	32	10.81%	30	0	0
Camden City Ward 3 Mail-In Ballot	0	24	0.00%	19	3	0
Camden City Ward 3 Provisional	0	4	0.00%	3	0	0
Camden City W3 Mail-In Ballot Rejected	0	0	0.00%	0	0	0
Camden City W3 Provisional Rejected	0	0	0.00%	0	0	0
Camden City W3 Emergency Ballots	0	0	0.00%	0	0	0
<b>Totals - Camden City W3</b>	<b>3698</b>	<b>530</b>	<b>14.33%</b>	<b>467</b>	<b>23</b>	<b>0</b>
Camden City W4 D1	393	36	9.16%	30	1	0
Camden City W4 D2	371	31	8.36%	27	3	0
Camden City W4 D3	542	91	16.79%	73	4	0
Camden City W4 D4	445	50	11.24%	46	0	0
Camden City W4 D5	330	44	13.33%	38	1	0
Camden City W4 D6	382	40	10.47%	33	2	0
Camden City W4 D7	366	39	10.66%	37	0	0
Camden City W4 D8	405	48	11.85%	46	0	0
Camden City W4 D9	422	61	14.45%	51	3	0
Camden City W4 D10	395	28	7.09%	23	1	0
Camden City Ward 4 Mail-In Ballot	0	18	0.00%	14	2	0
Camden City Ward 4 Provisional	0	13	0.00%	9	0	0
Camden City W4 Mail-In Ballot Rejected	0	0	0.00%	0	0	0
Camden City W4 Provisional Rejected	0	0	0.00%	0	0	0
Camden City W4 Emergency Ballots	0	0	0.00%	0	0	0
<b>Totals - Camden City W4</b>	<b>4051</b>	<b>499</b>	<b>12.32%</b>	<b>427</b>	<b>17</b>	<b>0</b>
<b>Totals - Camden City</b>	<b>17242</b>	<b>2631</b>	<b>15.26%</b>	<b>2320</b>	<b>94</b>	<b>0</b>
Cherry Hill Dist 1	361	28	7.76%	23	4	0
Cherry Hill Dist 2	413	28	6.78%	23	4	0
Cherry Hill Dist 3	437	26	5.95%	19	3	0
Cherry Hill Dist 4	428	19	4.44%	16	2	0

Camden County  
 Primary Election  
 June 5, 2012

Official Results

  
 Joseph Ripa  
 Camden County Clerk

DEMOCRATIC HOUSE OF REPRESENTATIVES 1ST DISTRICT


Vote for 1

	Registered Voters	Ballots Cast	% Turnout	Robert E. Andrews	Francis X. Tenaglio	Write-In
Cherry Hill Dist 5	465	38	8.17%	33	3	0
Cherry Hill Dist 6	375	25	6.67%	16	9	0
Cherry Hill Dist 7	460	46	10.00%	43	1	0
Cherry Hill Dist 8	331	34	10.27%	28	2	0
Cherry Hill Dist 9	400	29	7.25%	24	3	1
Cherry Hill Dist 10	540	53	9.81%	46	4	0
Cherry Hill Dist 11	422	35	8.29%	32	2	0
Cherry Hill Dist 12	460	44	9.57%	37	5	0
Cherry Hill Dist 13	336	36	10.71%	31	3	0
Cherry Hill Dist 14	289	16	5.54%	10	5	0
Cherry Hill Dist 15	475	49	10.32%	41	5	0
Cherry Hill Dist 16	347	23	6.63%	21	0	0
Cherry Hill Dist 17	463	54	11.66%	51	3	0
Cherry Hill Dist 18	334	34	10.18%	29	5	0
Cherry Hill Dist 19	414	44	10.63%	37	4	0
Cherry Hill Dist 20	483	40	8.28%	30	6	0
Cherry Hill Dist 21	442	38	8.60%	30	7	0
Cherry Hill Dist 22	334	26	7.78%	23	3	0
Cherry Hill Dist 23	414	27	6.52%	22	4	0
Cherry Hill Dist 24	475	51	10.74%	43	5	0
Cherry Hill Dist 25	390	24	6.15%	15	4	0
Cherry Hill Dist 26	529	59	11.15%	48	10	0
Cherry Hill Dist 27	423	30	7.09%	26	3	0
Cherry Hill Dist 28	535	35	6.54%	32	3	0
Cherry Hill Dist 29	508	39	7.68%	32	3	0
Cherry Hill Dist 30	381	24	6.30%	21	3	0
Cherry Hill Dist 31	527	79	14.99%	72	0	0
Cherry Hill Dist 32	376	46	12.23%	44	0	0
Cherry Hill Dist 33	426	28	6.57%	26	0	0
Cherry Hill Dist 34	479	31	6.47%	26	2	0
Cherry Hill Dist 35	389	22	5.66%	16	3	0
Cherry Hill Dist 36	415	13	3.13%	11	1	0
Cherry Hill Dist 37	463	35	7.56%	31	3	0

Camden County  
 Primary Election  
 June 5, 2012

DEMOCRATIC HOUSE OF REPRESENTATIVES 1ST DISTRICT

Official Results

  
 Joseph Ripa  
 Camden County Clerk

Vote for 1


	Registered Voters	Ballots Cast	% Turnout	Robert E. Andrews	Francis X. Tenaglio	Write-In
Cherry Hill Dist 38	379	25	6.60%	22	2	0
Cherry Hill Dist 39	567	38	6.70%	34	2	0
Cherry Hill Dist 40	353	24	6.80%	15	6	2
Cherry Hill Dist 41	313	20	6.39%	19	1	0
Cherry Hill Dist 42	257	22	8.56%	21	1	0
Cherry Hill Dist 43	376	22	5.85%	21	1	0
Cherry Hill Dist 44	478	18	3.77%	14	2	1
Cherry Hill Dist 45	540	37	6.85%	34	1	0
Cherry Hill Dist 46	412	21	5.10%	19	2	0
Cherry Hill Dist 47	427	30	7.03%	24	3	0
Cherry Hill Dist 48	193	23	11.92%	19	3	0
Cherry Hill Mail-In Ballot	0	294	0.00%	239	37	1
Cherry Hill Provisional	0	2	0.00%	2	0	0
Cherry Hill Mail-In Ballot Rejected	0	0	0.00%	0	0	0
Cherry Hill Provisional Rejected	0	0	0.00%	0	0	0
Cherry Hill Emergency Ballots	0	0	0.00%	0	0	0
<b>Totals - Cherry Hill</b>	<b>20034</b>	<b>1884</b>	<b>9.40%</b>	<b>1591</b>	<b>188</b>	<b>5</b>
Chesilhurst Dist 1	688	146	21.22%	130	5	0
Chesilhurst Mail-In Ballot	0	10	0.00%	8	1	0
Chesilhurst Provisional	0	1	0.00%	0	0	0
Chesilhurst Mail-In Ballot Rejected	0	0	0.00%	0	0	0
Chesilhurst Provisional Rejected	0	0	0.00%	0	0	0
Chesilhurst Emergency Ballots	0	0	0.00%	0	0	0
<b>Totals - Chesilhurst</b>	<b>688</b>	<b>157</b>	<b>22.82%</b>	<b>138</b>	<b>6</b>	<b>0</b>
Clementon Dist 1	311	38	12.22%	31	5	2
Clementon Dist 2	344	40	11.63%	34	3	0
Clementon Dist 3	431	40	9.28%	36	3	0
Clementon Mail-In Ballot	0	5	0.00%	4	1	0
Clementon Provisional	0	0	0.00%	0	0	0



Camden County  
 Primary Election  
 June 5, 2012

DEMOCRATIC HOUSE OF REPRESENTATIVES 1ST DISTRICT

Official Results

  
 Joseph Ripa  
 Camden County Clerk

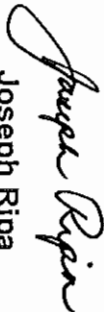
Vote for 1

	Registered Voters	Ballots Cast	% Turnout	Robert E. Andrews	Francis X. Tenaglio	Write-In
Clementon Mail-In Ballot Rejected	0	0	0.00%	0	0	0
Clementon Provisional Rejected	0	0	0.00%	0	0	0
Clementon Emergency Ballots	0	0	0.00%	0	0	0
<b>Totals - Clementon</b>	<b>1086</b>	<b>123</b>	<b>11.33%</b>	<b>105</b>	<b>12</b>	<b>2</b>
Collingswood Dist 1	328	34	10.37%	25	5	0
Collingswood Dist 2	462	51	11.04%	37	12	0
Collingswood Dist 3	264	24	9.09%	17	5	0
Collingswood Dist 4	293	28	9.56%	21	5	0
Collingswood Dist 5	377	52	13.79%	48	1	0
Collingswood Dist 6	317	28	8.83%	18	9	0
Collingswood Dist 7	395	33	8.35%	23	6	1
Collingswood Dist 8	367	26	7.08%	17	7	0
Collingswood Dist 9	522	70	13.41%	53	11	0
Collingswood Dist 10	332	46	13.86%	32	13	0
Collingswood Dist 11	349	20	5.73%	14	5	0
Collingswood Dist 12	255	17	6.67%	8	7	0
Collingswood Mail-In Ballot:	0	38	0.00%	33	3	0
Collingswood Provisional	0	0	0.00%	0	0	0
Collingswood Mail-In Ballot Rejected	0	0	0.00%	0	0	0
Collingswood Provisional Rejected	0	0	0.00%	0	0	0
Collingswood Emergency Ballots	0	0	0.00%	0	0	0
<b>Totals - Collingswood</b>	<b>4261</b>	<b>467</b>	<b>10.96%</b>	<b>346</b>	<b>89</b>	<b>1</b>
Gibbsboro Dist 1	356	37	10.39%	30	2	0
Gibbsboro Dist 2	275	24	8.73%	22	2	0
Gibbsboro Mail-In Ballot	0	4	0.00%	2	2	0
Gibbsboro Provisional	0	0	0.00%	0	0	0
Gibbsboro Mail-In Ballot Rejected	0	0	0.00%	0	0	0
Gibbsboro Provisional Rejected	0	0	0.00%	0	0	0
Gibbsboro Emergency Ballots	0	0	0.00%	0	0	0

Camden County  
 Primary Election  
 June 5, 2012

**DEMOCRATIC HOUSE OF REPRESENTATIVES 1ST DISTRICT**

Official Results


  
 Joseph Ripa  
 Camden County Clerk

Vote for 1

	Registered Voters	Ballots Cast	% Turnout	Robert E. Andrews	Francis X. Tenaglio	Write-In
Totals - Gibbsboro	631	65	10.30%	54	6	0
Gloucester City W1 D1	213	35	16.43%	31	3	0
Gloucester City W1 D2	217	24	11.06%	20	2	0
Gloucester City W1 D3	313	87	27.80%	70	10	0
Gloucester City W1 D4	326	79	24.23%	56	13	0
Gloucester City Ward 1 Mail-In Ballot	0	5	0.00%	5	0	0
Gloucester City Ward 1 Provisional	0	0	0.00%	0	0	0
Gloucester City W1 Mail-In Ballot Rejected	0	0	0.00%	0	0	0
Gloucester City W1 Provisional Rejected	0	0	0.00%	0	0	0
Gloucester City W1 Emergency Ballots	0	0	0.00%	0	0	0
Totals - Gloucester City W1	1069	230	21.52%	182	28	0
Gloucester City W2 D1	266	29	10.90%	24	4	0
Gloucester City W2 D2	424	49	11.56%	34	7	1
Gloucester City W2 D3	534	69	12.92%	58	8	0
Gloucester City Ward 2 Mail-In Ballot	0	10	0.00%	6	1	0
Gloucester City Ward 2 Provisional	0	0	0.00%	0	0	0
Gloucester City W2 Mail-In Ballot Rejected	0	0	0.00%	0	0	0
Gloucester City W2 Provisional Rejected	0	0	0.00%	0	0	0
Gloucester City W2 Emergency Ballots	0	0	0.00%	0	0	0
Totals - Gloucester City W2	1224	157	12.83%	122	20	1
Gloucester City W3 D1	505	49	9.70%	37	6	1
Gloucester City W3 D2	433	52	12.01%	41	8	0
Gloucester City Ward 3 Mail-In Ballot	0	5	0.00%	5	0	0
Gloucester City Ward 3 Provisional	0	0	0.00%	0	0	0
Gloucester City W3 Mail-In Ballot Rejected	0	0	0.00%	0	0	0
Gloucester City W3 Provisional Rejected	0	0	0.00%	0	0	0
Gloucester City W3 Emergency Ballots	0	0	0.00%	0	0	0

Camden County  
 Primary Election  
 June 5, 2012

Official Results

  
 Joseph Ripa  
 Camden County Clerk

DEMOCRATIC HOUSE OF REPRESENTATIVES 1ST DISTRICT

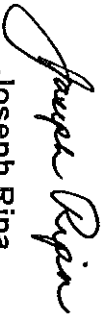
Vote for 1

	Registered Voters	Ballots Cast	% Turnout	Robert E. Andrews	Francis X. Tenaglio	Write-In
Totals - Gloucester City W3	938	106	11.30%	83	14	1
Totals - Gloucester City	3231	493	15.26%	387	62	2
Gloucester Twp Dist 1	259	22	8.49%	16	4	0
Gloucester Twp Dist 2	296	33	11.15%	30	3	0
Gloucester Twp Dist 3	296	29	9.80%	21	7	0
Gloucester Twp Dist 4	399	43	10.78%	34	6	0
Gloucester Twp Dist 5	454	54	11.89%	45	5	0
Gloucester Twp Dist 6	494	29	5.87%	23	4	0
Gloucester Twp Dist 7	426	44	10.33%	36	6	0
Gloucester Twp Dist 8	463	54	11.66%	46	7	0
Gloucester Twp Dist 9	442	33	7.47%	26	5	0
Gloucester Twp Dist 10	391	30	7.67%	25	3	0
Gloucester Twp Dist 11	384	33	8.59%	23	8	0
Gloucester Twp Dist 12	468	44	9.40%	40	2	0
Gloucester Twp Dist 13	560	48	8.57%	34	7	0
Gloucester Twp Dist 14	412	55	13.35%	48	4	0
Gloucester Twp Dist 15	487	44	9.03%	35	7	0
Gloucester Twp Dist 16	459	32	6.97%	28	3	0
Gloucester Twp Dist 17	679	57	8.39%	51	4	1
Gloucester Twp Dist 18	457	57	12.47%	48	4	0
Gloucester Twp Dist 19	467	48	10.28%	44	1	0
Gloucester Twp Dist 20	469	56	11.94%	47	4	0
Gloucester Twp Dist 21	276	16	5.80%	10	5	0
Gloucester Twp Dist 22	411	56	13.63%	48	6	0
Gloucester Twp Dist 23	512	66	12.89%	60	1	0
Gloucester Twp Dist 24	469	45	9.59%	37	4	0
Gloucester Twp Dist 25	472	41	8.69%	32	5	0
Gloucester Twp Dist 26	324	31	9.57%	23	2	0
Gloucester Twp Dist 27	343	26	7.58%	25	1	0
Gloucester Twp Dist 28	448	50	11.16%	43	6	0

Camden County  
 Primary Election  
 June 5, 2012

DEMOCRATIC HOUSE OF REPRESENTATIVES 1ST DISTRICT

Official Results


  
 Joseph Ripa  
 Camden County Clerk

Vote for 1

	Registered Voters	Ballots Cast	% Turnout	Robert E. Andrews	Francis X. Tenaglio	Write-In
Gloucester Twp Dist 29	457	38	8.32%	31	5	0
Gloucester Twp Dist 30	457	36	7.88%	32	2	0
Gloucester Twp Dist 31	331	32	9.67%	24	5	0
Gloucester Twp Dist 32	496	39	7.85%	37	2	0
Gloucester Twp Dist 33	510	72	14.12%	62	5	0
Gloucester Twp Dist 34	377	39	10.34%	29	7	0
Gloucester Twp Dist 35	480	49	10.21%	44	1	0
Gloucester Twp Dist 36	317	38	11.99%	31	2	0
Gloucester Twp Dist 37	221	14	6.33%	12	2	0
Gloucester Twp Dist 38	214	22	10.28%	16	2	0
Gloucester Twp Dist 39	202	13	6.44%	8	5	0
Gloucester Twp Dist 40	461	27	5.86%	25	0	0
Gloucester Twp Mail-In Ballot	0	278	0.00%	215	43	1
Gloucester Twp Provisional	0	6	0.00%	4	1	0
Gloucester Twp Mail-In Ballot Rejected	0	0	0.00%	0	0	0
Gloucester Twp Provisional Rejected	0	0	0.00%	0	0	0
Gloucester Twp Emergency Ballots	0	0	0.00%	0	0	0
Totals - Gloucester Twp	16540	1879	11.36%	1548	206	2
Haddon Twp Dist 1	271	20	7.38%	14	4	0
Haddon Twp Dist 2	296	31	10.47%	25	5	0
Haddon Twp Dist 3	431	35	8.12%	27	4	0
Haddon Twp Dist 4	239	27	11.30%	15	7	0
Haddon Twp Dist 5	213	20	9.39%	10	8	0
Haddon Twp Dist 6	255	33	12.94%	27	6	0
Haddon Twp Dist 7	244	27	11.07%	22	5	0
Haddon Twp Dist 8	338	25	7.40%	19	4	0
Haddon Twp Dist 9	233	33	14.16%	26	6	0
Haddon Twp Dist 10	279	22	7.89%	15	6	0
Haddon Twp Dist 11	307	17	5.54%	10	7	0
Haddon Twp Dist 12	465	35	7.53%	26	6	0
Haddon Twp Dist 13	208	20	9.62%	12	7	0

Camden County  
 Primary Election  
 June 5, 2012

Official Results

  
 Joseph Ripa  
 Camden County Clerk

DEMOCRATIC HOUSE OF REPRESENTATIVES 1ST DISTRICT  
 Vote for 1

	Registered Voters	Ballots Cast	% Turnout	Robert E. Andrews	Francis X. Tenaglio	Write-In
Haddon Twp Dist 14	293	41	13.99%	31	7	0
Haddon Twp Dist 15	312	54	17.31%	32	19	0
Haddon Twp Mail-In Ballot	0	52	0.00%	38	11	1
Haddon Twp Provisional	0	0	0.00%	0	0	0
Haddon Twp Mail-In Ballot Rejected.	0	0	0.00%	0	0	0
Haddon Twp Provisional Rejected	0	0	0.00%	0	0	0
Haddon Twp Emergency Ballots	0	0	0.00%	0	0	0
<b>Totals - Haddon Twp</b>	<b>4384</b>	<b>492</b>	<b>11.22%</b>	<b>349</b>	<b>112</b>	<b>1</b>
Haddonfield Dist 1	368	24	6.52%	20	2	0
Haddonfield Dist 2	478	44	9.21%	33	8	1
Haddonfield Dist 3	367	33	8.99%	27	5	0
Haddonfield Dist 4	184	8	4.35%	7	0	0
Haddonfield Dist 5	160	9	5.63%	7	2	0
Haddonfield Dist 6	352	33	9.38%	26	6	0
Haddonfield Dist 7	330	32	9.70%	24	5	1
Haddonfield Dist 8	399	29	7.27%	25	2	0
Haddonfield Dist 9	398	30	7.54%	22	7	0
Haddonfield Dist 10	243	19	7.82%	11	8	0
Haddonfield Mail-In Ballot	0	36	0.00%	27	5	0
Haddonfield Provisional	0	1	0.00%	1	0	0
Haddonfield Mail-In Ballot Rejected	0	0	0.00%	0	0	0
Haddonfield Provisional Rejected	0	0	0.00%	0	0	0
Haddonfield Emergency Ballots	0	0	0.00%	0	0	0
<b>Totals - Haddonfield</b>	<b>3279</b>	<b>298</b>	<b>9.09%</b>	<b>230</b>	<b>50</b>	<b>2</b>
Haddon Heights Dist 1	284	26	9.15%	22	4	0
Haddon Heights Dist 2	242	15	6.20%	11	4	0
Haddon Heights Dist 3	333	15	4.50%	11	3	0
Haddon Heights Dist 4	232	27	11.64%	21	4	0
Haddon Heights Dist 5	330	25	7.58%	18	6	0

Camden County  
 Primary Election  
 June 5, 2012

**DEMOCRATIC HOUSE OF REPRESENTATIVES 1ST DISTRICT**

Vote for 1

**Official Results**

  
 Joseph Ripa  
 Camden County Clerk

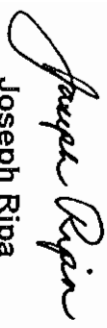
	Registered Voters	Ballots Cast	% Turnout	Robert E. Andrews	Francis X. Tenaglio	Write-In
Haddon Heights Dist 6	358	25	6.98%	22	3	0
Haddon Heights Dist 7	351	30	8.55%	22	6	0
Haddon Heights Mail-In Ballot	0	21	0.00%	15	6	0
Haddon Heights Provisional	0	1	0.00%	1	0	0
Haddon Heights Mail-In Ballot Rejected	0	0	0.00%	0	0	0
Haddon Heights Provisional Rejected	0	0	0.00%	0	0	0
Haddon Heights Emergency Ballots	0	0	0.00%	0	0	0
<b>Totals - Haddon Heights</b>	<b>2130</b>	<b>185</b>	<b>8.69%</b>	<b>143</b>	<b>36</b>	<b>0</b>
Hi-Nella Dist 1	245	26	10.61%	19	6	0
Hi Nella Mail-In Ballot	0	5	0.00%	5	0	0
Hi Nella Provisional	0	0	0.00%	0	0	0
Hi Nella Mail-In Ballot Rejected	0	0	0.00%	0	0	0
Hi Nella Provisional Rejected	0	0	0.00%	0	0	0
Hi Nella Emergency Ballots	0	0	0.00%	0	0	0
<b>Totals - Hi-Nella</b>	<b>245</b>	<b>31</b>	<b>12.65%</b>	<b>24</b>	<b>6</b>	<b>0</b>
Laurel Springs Dist 1	243	22	9.05%	18	4	0
Laurel Springs Dist 2	250	34	13.60%	29	3	0
Laurel Springs Mail-In Ballot	0	6	0.00%	4	1	0
Laurel Springs Provisional	0	0	0.00%	0	0	0
Laurel Springs Mail-In Ballot Rejected	0	0	0.00%	0	0	0
Laurel Springs Provisional Rejected	0	0	0.00%	0	0	0
Laurel Springs Emergency Ballots	0	0	0.00%	0	0	0
<b>Totals - Laurel Springs</b>	<b>493</b>	<b>62</b>	<b>12.58%</b>	<b>51</b>	<b>8</b>	<b>0</b>
Lawnside Dist 1	719	168	23.37%	146	7	0
Lawnside Dist 2	738	145	19.65%	130	6	0
Lawnside Mail-In Ballot	0	25	0.00%	20	2	0
Lawnside Provisional	0	0	0.00%	0	0	0

Camden County  
 Primary Election  
 June 5, 2012

**DEMOCRATIC HOUSE OF REPRESENTATIVES 1ST DISTRICT**

Vote for 1

**Official Results**

  
 Joseph Ripa  
 Camden County Clerk

	Registered Voters	Ballots Cast	% Turnout	Robert E. Andrews	Francis X. Tenaglio	Write-In
Lawnside Mail-In Ballot Rejected	0	0	0.00%	0	0	0
Lawnside Provisional Rejected	0	0	0.00%	0	0	0
Lawnside Emergency Ballots	0	0	0.00%	0	0	0
<b>Totals - Lawnside</b>	<b>1457</b>	<b>338</b>	<b>23.20%</b>	<b>296</b>	<b>15</b>	<b>0</b>
Lindenwold Dist 1	618	75	12.14%	58	10	0
Lindenwold Dist 2	486	58	11.93%	40	14	0
Lindenwold Dist 3	452	72	15.93%	56	12	0
Lindenwold Dist 4	615	94	15.28%	76	10	0
Lindenwold Dist 5	555	85	15.32%	76	1	0
Lindenwold Dist 6	562	87	15.48%	77	6	0
Lindenwold Dist 7	311	30	9.65%	25	3	0
Lindenwold Dist 8	530	48	9.06%	41	5	0
Lindenwold Dist 9	344	72	20.93%	62	6	0
Lindenwold Mail-In Ballot	0	52	0.00%	42	8	0
Lindenwold Provisional	0	4	0.00%	3	0	0
Lindenwold Mail-In Ballot Rejected	0	0	0.00%	0	0	0
Lindenwold Provisional Rejected	0	0	0.00%	0	0	0
Lindenwold Emergency Ballots	0	0	0.00%	0	0	0
<b>Totals - Lindenwold</b>	<b>4473</b>	<b>677</b>	<b>15.14%</b>	<b>556</b>	<b>75</b>	<b>0</b>
Magnolia Dist 1	323	34	10.53%	29	5	0
Magnolia Dist 2	228	38	16.67%	31	4	0
Magnolia Dist 3	293	28	9.56%	21	6	0
Magnolia Dist 4	337	53	15.73%	44	6	0
Magnolia Mail-In Ballot	0	9	0.00%	7	1	0
Magnolia Provisional	0	0	0.00%	0	0	0
Magnolia Mail-In Ballot Rejected	0	0	0.00%	0	0	0
Magnolia Provisional Rejected	0	0	0.00%	0	0	0
Magnolia Emergency Ballots	0	0	0.00%	0	0	0

Camden County  
 Primary Election  
 June 5, 2012

DEMOCRATIC HOUSE OF REPRESENTATIVES 1ST DISTRICT

Official Results

  
 Joseph Ripa  
 Camden County Clerk

Vote for 1

	Registered Voters	Ballots Cast	% Turnout	Robert E. Andrews	Francis X. Tenaglio	Write-In
Totals - Magnolia	1181	162	13.72%	132	22	0
Merchantville Dist 1	434	43	9.91%	36	5	0
Merchantville Dist 2	486	30	6.17%	27	3	0
Merchantville Dist 3	259	30	11.58%	24	4	0
Merchantville Mail-In Ballot	0	15	0.00%	13	0	0
Merchantville Provisional	0	1	0.00%	1	0	0
Merchantville Mail-In Ballot Rejected	0	0	0.00%	0	0	0
Merchantville Provisional Rejected	0	0	0.00%	0	0	0
Merchantville Emergency Ballots	0	0	0.00%	0	0	0
Totals - Merchantville	1179	119	10.09%	101	12	0
Mt. Ephraim Dist 1	305	39	12.79%	26	11	0
Mt. Ephraim Dist 2	386	24	6.22%	17	6	0
Mt. Ephraim Dist 3	344	41	11.92%	30	7	1
Mt. Ephraim Dist 4	370	24	6.49%	20	4	0
Mt. Ephraim Mail-In Ballot	0	23	0.00%	17	3	0
Mt. Ephraim Provisional	0	0	0.00%	0	0	0
Mt. Ephraim Mail-In Ballot Rejected	0	0	0.00%	0	0	0
Mt. Ephraim Provisional Rejected	0	0	0.00%	0	0	0
Mt. Ephraim Emergency Ballots	0	0	0.00%	0	0	0
Totals - Mt. Ephraim	1405	151	10.75%	110	31	1
Oaklyn Dist 1	276	38	13.77%	27	5	0
Oaklyn Dist 2	294	36	12.24%	26	7	0
Oaklyn Dist 3	316	32	10.13%	22	7	0
Oaklyn Dist 4	280	48	17.14%	36	8	0
Oaklyn Mail-In Ballot	0	16	0.00%	12	1	0
Oaklyn Provisional	0	1	0.00%	1	0	0
Oaklyn Mail-In Ballot Rejected	0	0	0.00%	0	0	0
Oaklyn Provisional Rejected	0	0	0.00%	0	0	0



Camden County  
 Primary Election  
 June 5, 2012

**DEMOCRATIC HOUSE OF REPRESENTATIVES 1ST DISTRICT**

Official Results

*Joseph Ripa*  
 Joseph Ripa  
 Camden County Clerk

Vote for 1

	Registered Voters	Ballots Cast	% Turnout	Robert E. Andrews	Francis X. Tenaglio	Write-In
Oaklyn Emergency Ballots	0	0	0.00%	0	0	0
Totals - Oaklyn	1166	171	14.67%	124	28	0
Pennsauken Dist 1	425	81	19.06%	73	4	0
Pennsauken Dist 2	718	106	14.76%	97	4	1
Pennsauken Dist 3	427	39	9.13%	34	2	0
Pennsauken Dist 4	561	86	15.33%	72	5	0
Pennsauken Dist 5	307	25	8.14%	22	2	0
Pennsauken Dist 6	432	51	11.81%	40	8	0
Pennsauken Dist 7	462	44	9.52%	40	3	0
Pennsauken Dist 8	362	46	12.71%	42	3	0
Pennsauken Dist 9	283	23	8.13%	22	0	0
Pennsauken Dist 10	379	54	14.25%	47	4	0
Pennsauken Dist 11	361	61	16.90%	53	5	0
Pennsauken Dist 12	343	42	12.24%	40	1	0
Pennsauken Dist 13	361	50	13.85%	42	5	0
Pennsauken Dist 14	500	81	16.20%	69	6	1
Pennsauken Dist 15	484	62	12.81%	56	3	0
Pennsauken Dist 16	364	62	17.03%	57	0	0
Pennsauken Dist 17	485	67	13.81%	54	10	0
Pennsauken Dist 18	590	79	13.39%	64	10	0
Pennsauken Dist 19	263	32	12.17%	30	2	0
Pennsauken Dist 20	426	83	19.48%	76	4	0
Pennsauken Dist 21	296	44	14.86%	35	7	0
Pennsauken Dist 22	411	108	26.28%	93	12	0
Pennsauken Dist 23	369	44	11.92%	38	5	0
Pennsauken Dist 24	240	24	10.00%	23	1	0
Pennsauken Mail-In Ballot	0	89	0.00%	77	9	0
Pennsauken Provisional	0	3	0.00%	3	0	0
Pennsauken Mail-In Ballot Rejected	0	0	0.00%	0	0	0
Pennsauken Provisional Rejected	0	0	0.00%	0	0	0
Pennsauken Emergency Ballots	0	0	0.00%	0	0	0

Camden County  
 Primary Election  
 June 5, 2012

Official Results

  
 Joseph Ripa  
 Camden County Clerk

DEMOCRATIC HOUSE OF REPRESENTATIVES 1ST DISTRICT  
 Vote for 1

	Registered Voters	Ballots Cast	% Turnout	Robert E. Andrews	Francis X. Tenaglio	Write-In
Totals - Pennsauken	9849	1486	15.09%	1299	115	2
Pine Hill Dist 1	316	49	15.51%	45	3	0
Pine Hill Dist 2	436	35	8.03%	26	4	1
Pine Hill Dist 3	450	50	11.11%	43	3	1
Pine Hill Dist 4	509	71	13.95%	64	3	0
Pine Hill Dist 5	523	73	13.95%	60	9	0
Pine Hill Dist 6	345	29	8.41%	25	4	0
Pine Hill Mail-In Ballot	0	28	0.00%	23	4	0
Pine Hill Provisional	0	1	0.00%	1	0	0
Pine Hill Mail-In Ballot Rejected	0	0	0.00%	0	0	0
Pine Hill Provisional Rejected	0	0	0.00%	0	0	0
Pine Hill Emergency Ballots	0	0	0.00%	0	0	0
Totals - Pine Hill	2579	336	13.03%	287	30	2
Pine Valley Dist 1	4	0	0.00%	0	0	0
Pine Valley Mail-In Ballot	0	0	0.00%	0	0	0
Pine Valley Provisional	0	0	0.00%	0	0	0
Pine Valley Mail-In Ballot Rejected	0	0	0.00%	0	0	0
Pine Valley Provisional Rejected	0	0	0.00%	0	0	0
Pine Valley Emergency Ballots	0	0	0.00%	0	0	0
Totals - Pine Valley	4	0	0.00%	0	0	0
Runnemede Dist 1	376	108	28.72%	73	27	0
Runnemede Dist 2	507	162	31.95%	105	28	0
Runnemede Dist 3	348	105	30.17%	66	21	0
Runnemede Dist 4	487	149	30.60%	109	21	0
Runnemede Dist 5	612	218	35.62%	112	77	0
Runnemede Dist 6	615	240	39.02%	152	37	0
Runnemede Mail-In Ballot	0	65	0.00%	38	14	1

Camden County  
 Primary Election  
 June 5, 2012


Official Results

*Joseph Ripa*  
 Joseph Ripa  
 Camden County Clerk

DEMOCRATIC HOUSE OF REPRESENTATIVES 1ST DISTRICT  
 Vote for 1

	Registered Voters	Ballots Cast	% Turnout	Robert E. Andrews	Francis X. Tenaglio	Write-In
Runnemedede Provisional	0	2	0.00%	2	0	0
Runnemedede Mail-In Ballot Rejected	0	0	0.00%	0	0	0
Runnemedede Provisional Rejected	0	0	0.00%	0	0	0
Runnemedede Emergency Ballots	0	0	0.00%	0	0	0
<b>Totals - Runnemedede</b>	<b>2945</b>	<b>1049</b>	<b>35.62%</b>	<b>657</b>	<b>225</b>	<b>1</b>
Somerdale Dist 1	637	64	10.05%	49	11	0
Somerdale Dist 2	411	56	13.63%	45	8	0
Somerdale Dist 3	442	76	17.19%	65	5	0
Somerdale Dist 4	416	59	14.18%	51	6	0
Somerdale Mail-In Ballot	0	13	0.00%	12	1	0
Somerdale Provisional	0	0	0.00%	0	0	0
Somerdale Mail-In Ballot Rejected	0	0	0.00%	0	0	0
Somerdale Provisional Rejected	0	0	0.00%	0	0	0
Somerdale Emergency Ballots	0	0	0.00%	0	0	0
<b>Totals - Somerdale</b>	<b>1906</b>	<b>268</b>	<b>14.06%</b>	<b>222</b>	<b>31</b>	<b>0</b>
Stratford Dist 1	199	26	13.07%	18	6	0
Stratford Dist 2	313	23	7.35%	14	8	0
Stratford Dist 3	275	28	10.18%	26	1	0
Stratford Dist 4	385	30	7.79%	24	4	0
Stratford Dist 5	228	17	7.46%	14	2	0
Stratford Dist 6	308	24	7.79%	20	2	0
Stratford Mail-In Ballot	0	17	0.00%	12	4	0
Stratford Provisional	0	0	0.00%	0	0	0
Stratford Mail-In Ballot Rejected	0	0	0.00%	0	0	0
Stratford Provisional Rejected	0	0	0.00%	0	0	0
Stratford Emergency Ballots	0	0	0.00%	0	0	0
<b>Totals - Stratford</b>	<b>1708</b>	<b>165</b>	<b>9.66%</b>	<b>128</b>	<b>27</b>	<b>0</b>

Camden County  
 Primary Election  
 June 5, 2012  
 Official Results

  
 Joseph Ripa  
 Camden County Clerk

DEMOCRATIC HOUSE OF REPRESENTATIVES 1ST DISTRICT  
 Vote for 1

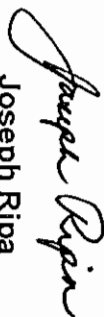
	Registered Voters	Ballots Cast	% Turnout	Robert E. Andrews	Francis X. Tenaglio	Write-In
Tavistock Dist 1	1	0	0.00%	0	0	0
Tavistock Mail-In Ballot	0	0	0.00%	0	0	0
Tavistock Provisional	0	0	0.00%	0	0	0
Tavistock Mail-In Ballot Rejected	0	0	0.00%	0	0	0
Tavistock Provisional Rejected	0	0	0.00%	0	0	0
Tavistock Emergency Ballots	0	0	0.00%	0	0	0
Totals - Tavistock	1	0	0.00%	0	0	0
Voorhees Dist 1	499	69	13.83%	62	4	0
Voorhees Dist 2	467	61	13.06%	49	8	0
Voorhees Dist 3	411	32	7.79%	30	1	0
Voorhees Dist 4	337	45	13.35%	38	5	0
Voorhees Dist 5	510	55	10.78%	43	9	0
Voorhees Dist 6	384	20	5.21%	16	2	0
Voorhees Dist 7	263	9	3.42%	9	0	0
Voorhees Dist 8	458	45	9.83%	39	3	0
Voorhees Dist 9	472	40	8.47%	35	3	0
Voorhees Dist 10	393	37	9.41%	36	1	0
Voorhees Dist 11	315	18	5.71%	14	4	0
Voorhees Dist 12	344	22	6.40%	15	5	0
Voorhees Dist 13	506	71	14.03%	54	8	0
Voorhees Dist 14	338	28	8.28%	26	1	0
Voorhees Dist 15	398	20	5.03%	17	1	0
Voorhees Dist 16	199	11	5.53%	9	1	0
Voorhees Dist 17	351	67	19.09%	61	2	0
Voorhees Dist 18	380	41	10.79%	37	2	0
Voorhees Dist 19	434	16	3.69%	15	1	0
Voorhees Mail-In Ballot	0	154	0.00%	130	19	0
Voorhees Provisional	0	0	0.00%	0	0	0
Voorhees Mail-In Ballot Rejected	0	0	0.00%	0	0	0
Voorhees Provisional Rejected	0	0	0.00%	0	0	0
Voorhees Emergency Ballots	0	0	0.00%	0	0	0

Camden County  
 Primary Election  
 June 5, 2012

**DEMOCRATIC HOUSE OF REPRESENTATIVES 1ST DISTRICT**

Vote for 1

Official Results

  
 Joseph Ripa  
 Camden County Clerk

	Registered Voters	Ballots Cast	% Turnout	Robert E. Andrews	Francis X. Tenaglio	Write-In
Totals - Voorhees	7459	861	11.54%	735	80	0
Winslow W1 D1	406	40	9.85%	34	3	0
Winslow W1 D2	399	28	7.02%	21	6	0
Winslow W1 D3	318	23	7.23%	19	4	0
Winslow W1 D4	792	81	10.23%	63	13	0
Winslow W1 D5	450	39	8.67%	32	4	0
Winslow Ward 1 Mail-In Ballot	0	39	0.00%	33	6	0
Winslow Ward 1 Provisional	0	0	0.00%	0	0	0
Winslow W1 Mail-In Ballot Rejected	0	0	0.00%	0	0	0
Winslow W1 Provisional Rejected	0	0	0.00%	0	0	0
Winslow W1 Emergency Ballots	0	0	0.00%	0	0	0
Totals - Winslow W1	2365	250	10.57%	202	36	0
Winslow W2 D1	947	112	11.83%	98	5	0
Winslow W2 D2	70	12	17.14%	12	0	0
Winslow W2 D3	633	85	13.43%	79	5	0
Winslow W2 D4	837	82	9.80%	68	8	0
Winslow W2 D5	245	28	11.43%	23	2	0
Winslow Ward 2 Mail-In Ballot	0	23	0.00%	15	5	0
Winslow Ward 2 Provisional	0	0	0.00%	0	0	0
Winslow W2 Mail-In Ballot Rejected	0	0	0.00%	0	0	0
Winslow W2 Provisional Rejected	0	0	0.00%	0	0	0
Winslow W2 Emergency Ballots	0	0	0.00%	0	0	0
Totals - Winslow W2	2732	342	12.52%	295	25	0
Winslow W3 D1	798	162	20.30%	145	5	0
Winslow W3 D2	692	99	14.31%	88	5	0
Winslow W3 D3	1192	197	16.53%	178	7	0
Winslow W3 D4	508	73	14.37%	64	6	0

Camden County  
 Primary Election  
 June 5, 2012

DEMOCRATIC HOUSE OF REPRESENTATIVES 1ST DISTRICT  
 Vote for 1


Official Results

  
 Joseph Ripa  
 Camden County Clerk

	Registered Voters	Ballots Cast	% Turnout	Robert E. Andrews	Francis X. Tenaglio	Write-In
Winslow Ward 3 Mail-In Ballot	0	44	0.00%	40	3	0
Winslow Ward 3 Provisional	0	2	0.00%	2	0	0
Winslow W3 Mail-In Ballot Rejected	0	0	0.00%	0	0	0
Winslow W3 Provisional Rejected	0	0	0.00%	0	0	0
Winslow W3 Emergency Ballots	0	0	0.00%	0	0	0
<b>Totals - Winslow W3</b>	<b>3190</b>	<b>577</b>	<b>18.09%</b>	<b>517</b>	<b>26</b>	<b>0</b>
Winslow W4 D1	297	55	18.52%	48	6	0
Winslow W4 D2	625	73	11.68%	65	7	0
Winslow W4 D3	637	81	12.72%	67	8	0
Winslow W4 D4	469	58	12.37%	51	6	0
Winslow W4 D5	636	101	15.88%	90	3	0
Winslow Ward 4 Mail-In Ballot	0	15	0.00%	12	2	0
Winslow Ward 4 Provisional	0	1	0.00%	1	0	0
Winslow W4 Mail-In Ballot Rejected	0	0	0.00%	0	0	0
Winslow W4 Provisional Rejected	0	0	0.00%	0	0	0
Winslow W4 Emergency Ballots	0	0	0.00%	0	0	0
<b>Totals - Winslow W4</b>	<b>2664</b>	<b>384</b>	<b>14.41%</b>	<b>334</b>	<b>32</b>	<b>0</b>
<b>Totals - Winslow</b>	<b>10951</b>	<b>1553</b>	<b>14.18%</b>	<b>1348</b>	<b>119</b>	<b>0</b>
Woodlyrne Dist 1	404	50	12.38%	46	2	0
Woodlyrne Dist 2	322	50	15.53%	41	3	0
Woodlyrne Mail-In Ballot	0	1	0.00%	1	0	0
Woodlyrne Provisional	0	0	0.00%	0	0	0
Woodlyrne Mail-In Ballot Rejected	0	0	0.00%	0	0	0
Woodlyrne Provisional Rejected	0	0	0.00%	0	0	0
Woodlyrne Emergency Ballots	0	0	0.00%	0	0	0
<b>Totals - Woodlyrne</b>	<b>726</b>	<b>101</b>	<b>13.91%</b>	<b>88</b>	<b>5</b>	<b>0</b>

Camden County  
Primary Election  
June 5, 2012

Official Results

  
Joseph Ripa  
Camden County Clerk

**DEMOCRATIC HOUSE OF REPRESENTATIVES 1ST DISTRICT**

Vote for 1

Totals - Grand Totals

135081 Registered Voters

18137 Ballots Cast

13.43% % Turnout

14769 Robert E. Andrews

2017 Francis X. Tenaglio

22 Write-In

Camden County  
 Primary Election  
 June 5, 2012

Official Results

*Joseph Ripa*  
 Joseph Ripa  
 Camden County Clerk

DEMOCRATIC HOUSE OF REPRESENTATIVES 2ND DISTRICT  
 Vote for 1


	Registered Voters	Ballots Cast	% Turnout	Cassandra Shober	Viola Hughes	Gary Stein	Write-In
Waterford Dist 1	357	22	6.16%	13	2	5	1
Waterford Dist 2	425	23	5.41%	15	3	2	0
Waterford Dist 3	357	22	6.16%	15	2	0	0
Waterford Dist 4	345	35	10.14%	17	1	1	0
Waterford Dist 5	333	26	7.81%	19	3	0	0
Waterford Dist 6	321	24	7.48%	13	5	3	0
Waterford Dist 7	364	13	3.57%	10	3	0	0
Waterford Dist 8	128	6	4.69%	3	1	0	1
Waterford Mail-In Ballot	0	31	0.00%	18	3	2	0
Waterford Provisional	0	1	0.00%	0	1	0	0
Waterford Mail-In Ballot Rejected	0	0	0.00%	0	0	0	0
Waterford Provisional Rejected	0	0	0.00%	0	0	0	0
Waterford Emergency Ballots	0	0	0.00%	0	0	0	0
Totals - Waterford	2630	203	7.72%	123	24	13	2
Totals - Grand Totals	2630	203	7.72%	123	24	13	2



Camden County  
 Primary Election  
 June 5, 2012

DEMOCRATIC GENERAL ASSEMBLY 4TH DISTRICT UNEX

Official Results

  
 Joseph Ripa  
 Camden County Clerk

Vote for 1

	Registered Voters	Ballots Cast	% Turnout	Gabriela M. Mosquera	Write-In
Chesilhurst Dist 1	688	146	21.22%	120	1
Chesilhurst Mail-In Ballot	0	10	0.00%	7	0
Chesilhurst Provisional	0	1	0.00%	1	0
Chesilhurst Mail-In Ballot Rejected	0	0	0.00%	0	0
Chesilhurst Provisional Rejected	0	0	0.00%	0	0
Chesilhurst Emergency Ballots	0	0	0.00%	0	0
<b>Totals - Chesilhurst</b>	<b>688</b>	<b>157</b>	<b>22.82%</b>	<b>128</b>	<b>1</b>
Clementon Dist 1	311	38	12.22%	25	2
Clementon Dist 2	344	40	11.63%	30	0
Clementon Dist 3	431	40	9.28%	38	0
Clementon Mail-In Ballot	0	5	0.00%	4	0
Clementon Provisional	0	0	0.00%	0	0
Clementon Mail-In Ballot Rejected	0	0	0.00%	0	0
Clementon Provisional Rejected	0	0	0.00%	0	0
Clementon Emergency Ballots	0	0	0.00%	0	0
<b>Totals - Clementon</b>	<b>1086</b>	<b>123</b>	<b>11.33%</b>	<b>97</b>	<b>2</b>
Gloucester Twp Dist 1	259	22	8.49%	19	0
Gloucester Twp Dist 2	296	33	11.15%	31	0
Gloucester Twp Dist 3	296	29	9.80%	27	0
Gloucester Twp Dist 4	399	43	10.78%	37	0
Gloucester Twp Dist 5	454	54	11.89%	46	0
Gloucester Twp Dist 6	494	29	5.87%	28	0
Gloucester Twp Dist 7	426	44	10.33%	39	0
Gloucester Twp Dist 8	463	54	11.66%	44	0
Gloucester Twp Dist 9	442	33	7.47%	29	0
Gloucester Twp Dist 10	391	30	7.67%	27	0
Gloucester Twp Dist 11	384	33	8.59%	24	0
Gloucester Twp Dist 12	468	44	9.40%	37	0
Gloucester Twp Dist 13	560	48	8.57%	41	0

Camden County  
 Primary Election  
 June 5, 2012

Official Results

*Joseph Ripa*  
 Joseph Ripa  
 Camden County Clerk

DEMOCRATIC GENERAL ASSEMBLY 4TH DISTRICT UNEX  
 Vote for 1

	Registered Voters	Ballots Cast	% Turnout	Gabriela M. Mosquera	Write-In
Gloucester Twp Dist 14	412	55	13.35%	50	0
Gloucester Twp Dist 15	487	44	9.03%	40	0
Gloucester Twp Dist 16	459	32	6.97%	27	0
Gloucester Twp Dist 17	679	57	8.39%	52	0
Gloucester Twp Dist 18	457	57	12.47%	51	0
Gloucester Twp Dist 19	467	48	10.28%	46	0
Gloucester Twp Dist 20	469	56	11.94%	47	0
Gloucester Twp Dist 21	276	16	5.80%	14	0
Gloucester Twp Dist 22	411	56	13.63%	46	0
Gloucester Twp Dist 23	512	66	12.89%	58	0
Gloucester Twp Dist 24	469	45	9.59%	36	0
Gloucester Twp Dist 25	472	41	8.69%	34	0
Gloucester Twp Dist 26	324	31	9.57%	22	0
Gloucester Twp Dist 27	343	26	7.58%	24	0
Gloucester Twp Dist 28	448	50	11.16%	43	0
Gloucester Twp Dist 29	457	38	8.32%	30	0
Gloucester Twp Dist 30	457	36	7.88%	34	0
Gloucester Twp Dist 31	331	32	9.67%	27	0
Gloucester Twp Dist 32	496	39	7.86%	36	0
Gloucester Twp Dist 33	510	72	14.12%	66	0
Gloucester Twp Dist 34	377	39	10.34%	33	0
Gloucester Twp Dist 35	480	49	10.21%	42	0
Gloucester Twp Dist 36	317	38	11.99%	36	0
Gloucester Twp Dist 37	221	14	6.33%	14	0
Gloucester Twp Dist 38	214	22	10.28%	17	1
Gloucester Twp Dist 39	202	13	6.44%	11	0
Gloucester Twp Dist 40	461	27	5.86%	25	0
Gloucester Twp Mail-In Ballot	0	278	0.00%	245	0
Gloucester Twp Provisional	0	6	0.00%	5	0
Gloucester Twp Mail-In Ballot Rejected	0	0	0.00%	0	0
Gloucester Twp Provisional Rejected	0	0	0.00%	0	0
Gloucester Twp Emergency Ballots	0	0	0.00%	0	0

Camden County  
 Primary Election  
 June 5, 2012

**DEMOCRATIC GENERAL ASSEMBLY 4TH DISTRICT UNEX**

**Official Results**

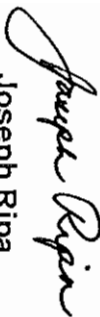
*Joseph Ripa*  
 Joseph Ripa  
 Camden County Clerk

Vote for 1

	Registered Voters	Ballots Cast	% Turnout	Gabriela M. Mosquera	Write-In
Totals - Gloucester Twp	16540	1879	11.36%	1640	1
Laurel Springs Dist 1	243	22	9.05%	20	0
Laurel Springs Dist 2	250	34	13.60%	31	0
Laurel Springs Mail-In Ballot	0	6	0.00%	5	0
Laurel Springs Provisional	0	0	0.00%	0	0
Laurel Springs Mail-In Ballot Rejected	0	0	0.00%	0	0
Laurel Springs Provisional Rejected	0	0	0.00%	0	0
Laurel Springs Emergency Ballots	0	0	0.00%	0	0
Totals - Laurel Springs	493	62	12.58%	56	0
Lindenwold Dist 1	618	75	12.14%	59	2
Lindenwold Dist 2	486	58	11.93%	45	1
Lindenwold Dist 3	452	72	15.93%	64	0
Lindenwold Dist 4	615	94	15.28%	82	0
Lindenwold Dist 5	555	85	15.32%	75	0
Lindenwold Dist 6	562	87	15.48%	78	1
Lindenwold Dist 7	311	30	9.65%	25	0
Lindenwold Dist 8	530	48	9.06%	42	0
Lindenwold Dist 9	344	72	20.93%	66	0
Lindenwold Mail-In Ballot	0	52	0.00%	46	1
Lindenwold Provisional	0	4	0.00%	4	0
Lindenwold Mail-In Ballot Rejected	0	0	0.00%	0	0
Lindenwold Provisional Rejected	0	0	0.00%	0	0
Lindenwold Emergency Ballots	0	0	0.00%	0	0
Totals - Lindenwold	4473	677	15.14%	586	5
Wfnslow W1 D1	406	40	9.85%	31	0
Wfnslow W1 D2	399	28	7.02%	24	0
Wfnslow W1 D3	318	23	7.23%	18	0
Wfnslow W1 D4	792	81	10.23%	68	1

Camden County  
 Primary Election  
 June 5, 2012

Official Results

  
 Joseph Ripa  
 Camden County Clerk

DEMOCRATIC GENERAL ASSEMBLY 4TH DISTRICT UNEX

Vote for 1

	Registered Voters	Ballots Cast	% Turnout	Gabriela M. Mosquera	Write-In
Winslow W1 D5	450	39	8.67%	34	0
Winslow Ward 1 Mail-In Ballot	0	39	0.00%	31	0
Winslow Ward 1 Provisional	0	0	0.00%	0	0
Winslow W1 Mail-In Ballot Rejected	0	0	0.00%	0	0
Winslow W1 Provisional Rejected	0	0	0.00%	0	0
Winslow W1 Emergency Ballots	0	0	0.00%	0	0
<b>Totals - Winslow W1</b>	<b>2365</b>	<b>250</b>	<b>10.57%</b>	<b>206</b>	<b>1</b>
Winslow W2 D1	947	112	11.83%	104	0
Winslow W2 D2	70	12	17.14%	11	0
Winslow W2 D3	633	85	13.43%	80	0
Winslow W2 D4	837	82	9.80%	71	0
Winslow W2 D5	245	28	11.43%	22	0
Winslow Ward 2 Mail-In Ballot	0	23	0.00%	17	0
Winslow Ward 2 Provisional	0	0	0.00%	0	0
Winslow W2 Mail-In Ballot Rejected	0	0	0.00%	0	0
Winslow W2 Provisional Rejected	0	0	0.00%	0	0
Winslow W2 Emergency Ballots	0	0	0.00%	0	0
<b>Totals - Winslow W2</b>	<b>2732</b>	<b>342</b>	<b>12.52%</b>	<b>305</b>	<b>0</b>
Winslow W3 D1	798	162	20.30%	146	0
Winslow W3 D2	692	99	14.31%	92	0
Winslow W3 D3	1192	197	16.53%	175	0
Winslow W3 D4	508	73	14.37%	67	0
Winslow Ward 3 Mail-In Ballot	0	44	0.00%	39	0
Winslow Ward 3 Provisional	0	2	0.00%	1	0
Winslow W3 Mail-In Ballot Rejected	0	0	0.00%	0	0
Winslow W3 Provisional Rejected	0	0	0.00%	0	0
Winslow W3 Emergency Ballots	0	0	0.00%	0	0
<b>Totals - Winslow W3</b>	<b>3190</b>	<b>577</b>	<b>18.09%</b>	<b>520</b>	<b>0</b>

Camden County  
 Primary Election  
 June 5, 2012

**DEMOCRATIC GENERAL ASSEMBLY 4TH DISTRICT UNEX**

Official Results

*Joseph Ripa*  
 Joseph Ripa  
 Camden County Clerk

Vote for 1

	Registered Voters	Ballots Cast	% Turnout	Gabriela M. Mosquera	Write-In
Winslow W4 D1	297	55	18.52%	52	0
Winslow W4 D2	625	73	11.68%	70	0
Winslow W4 D3	637	81	12.72%	72	0
Winslow W4 D4	469	58	12.37%	53	0
Winslow W4 D5	636	101	15.88%	91	0
Winslow Ward 4 Mail-In Ballot	0	15	0.00%	13	0
Winslow Ward 4 Provisional	0	1	0.00%	1	0
Winslow W4 Mail-In Ballot Rejected	0	0	0.00%	0	0
Winslow W4 Provisional Rejected	0	0	0.00%	0	0
Winslow W4 Emergency Ballots	0	0	0.00%	0	0
<b>Totals - Winslow W4</b>	<b>2664</b>	<b>384</b>	<b>14.41%</b>	<b>352</b>	<b>0</b>
<b>Totals - Winslow</b>	<b>10951</b>	<b>1553</b>	<b>14.18%</b>	<b>1383</b>	<b>1</b>
<b>Totals - Grand Totals</b>	<b>34231</b>	<b>4451</b>	<b>13.00%</b>	<b>3890</b>	<b>10</b>

Camden County  
 Primary Election  
 June 5, 2012

Official Results

*Joseph Ripa*  
 Joseph Ripa  
 Camden County Clerk

DEMOCRATIC SHERIFF  
 Vote for 1

	Registered Voters	Ballots Cast	% Turnout	Charles Billingham	Write-In
Audubon Boro Dist 1	273	30	10.99%	23	0
Audubon Boro Dist 2	220	13	5.91%	11	0
Audubon Boro Dist 3	407	31	7.62%	28	0
Audubon Boro Dist 4	220	12	5.45%	12	0
Audubon Boro Dist 5	297	33	11.11%	28	1
Audubon Boro Dist 6	395	41	10.38%	34	1
Audubon Boro Dist 7	235	21	8.94%	19	0
Audubon Boro Dist 8	326	30	9.20%	23	0
Audubon Boro Mail-In Ballot	0	25	0.00%	19	0
Audubon Boro Provisional	0	0	0.00%	0	0
Audubon Boro Mail-In Ballot Rejected	0	0	0.00%	0	0
Audubon Boro Provisional Rejected	0	0	0.00%	0	0
Audubon Boro Emergency Ballots	0	0	0.00%	0	0
<b>Totals - Audubon Boro</b>	<b>2373</b>	<b>236</b>	<b>9.95%</b>	<b>197</b>	<b>2</b>
Audubon Park Dist 1	520	57	10.96%	43	0
Audubon Park Mail-In Ballot	0	5	0.00%	2	0
Audubon Park Provisional	0	0	0.00%	0	0
Audubon Park Mail-In Ballot Rejected	0	0	0.00%	0	0
Audubon Park Provisional Rejected	0	0	0.00%	0	0
Audubon Park Emergency Ballots	0	0	0.00%	0	0
<b>Totals - Audubon Park</b>	<b>520</b>	<b>62</b>	<b>11.92%</b>	<b>45</b>	<b>0</b>
Barrington Dist 1	449	45	10.02%	38	0
Barrington Dist 2	271	21	7.75%	15	0
Barrington Dist 3	371	40	10.78%	33	0
Barrington Dist 4	524	57	10.88%	48	0
Barrington Dist 5	195	16	8.21%	12	1
Barrington Mail-In Ballot	0	19	0.00%	12	0
Barrington Provisional	0	1	0.00%	1	0
Barrington Mail-In Ballot Rejected	0	0	0.00%	0	0

Camden County  
 Primary Election  
 June 5, 2012

Official Results


  
 Joseph Ripa  
 Camden County Clerk

DEMOCRATIC SHERIFF  
 Vote for 1

	Registered Voters	Ballots Cast	% Turnout	Charles Billingham	Write-In
Barrington Provisional Rejected	0	0	0.00%	0	0
Barrington Emergency Ballots	0	0	0.00%	0	0
<b>Totals - Barrington</b>	<b>1810</b>	<b>199</b>	<b>10.99%</b>	<b>159</b>	<b>1</b>
Bellmawr Dist 1	546	153	28.02%	95	0
Bellmawr Dist 2	578	158	27.34%	117	0
Bellmawr Dist 3	472	108	22.88%	74	0
Bellmawr Dist 4	541	207	38.26%	145	0
Bellmawr Dist 5	374	93	24.87%	62	0
Bellmawr Dist 6	507	128	25.25%	94	1
Bellmawr Dist 7	429	115	26.81%	63	0
Bellmawr Mail-In Ballot	0	52	0.00%	44	0
Bellmawr Provisional	0	4	0.00%	2	0
Bellmawr Mail-In Ballot Rejected	0	0	0.00%	0	0
Bellmawr Provisional Rejected	0	0	0.00%	0	0
Bellmawr Emergency Ballots	0	0	0.00%	0	0
<b>Totals - Bellmawr</b>	<b>3447</b>	<b>1018</b>	<b>29.53%</b>	<b>696</b>	<b>1</b>
Berlin Boro Dist 1	288	19	6.60%	16	0
Berlin Boro Dist 2	374	35	9.36%	34	0
Berlin Boro Dist 3	422	33	7.82%	31	0
Berlin Boro Dist 4	408	37	9.07%	33	0
Berlin Boro Dist 5	194	17	8.76%	15	0
Berlin Boro Mail-In Ballot	0	31	0.00%	23	0
Berlin Boro Provisional	0	1	0.00%	0	0
Berlin Boro Mail-In Ballot Rejected	0	0	0.00%	0	0
Berlin Boro Provisional Rejected	0	0	0.00%	0	0
Berlin Boro Emergency Ballots	0	0	0.00%	0	0
<b>Totals - Berlin Boro</b>	<b>1686</b>	<b>173</b>	<b>10.26%</b>	<b>152</b>	<b>0</b>

Camden County  
 Primary Election  
 June 5, 2012

Official Results

  
 Joseph Ripa  
 Camden County Clerk

DEMOCRATIC SHERIFF  
 Vote for 1

	Registered Voters	Ballots Cast	% Turnout	Charles Billingham	Write-In
Berlin Twp Dist 1	436	52	11.93%	48	0
Berlin Twp Dist 2	260	33	12.69%	31	0
Berlin Twp Dist 3	231	15	6.49%	12	0
Berlin Twp Dist 4	577	48	8.32%	38	1
Berlin Twp Mail-In Ballot	0	17	0.00%	16	0
Berlin Twp Provisional	0	10	0.00%	8	0
Berlin Twp Mail-In Ballot Rejected	0	0	0.00%	0	0
Berlin Twp Provisional Rejected	0	0	0.00%	0	0
Berlin Twp Emergency Ballots	0	0	0.00%	0	0
<b>Totals - Berlin Twp</b>	<b>1504</b>	<b>175</b>	<b>11.64%</b>	<b>153</b>	<b>1</b>
Brooklawn Dist 1	508	67	13.19%	62	0
Brooklawn Mail-In Ballot	0	3	0.00%	3	0
Brooklawn Provisional	0	0	0.00%	0	0
Brooklawn Mail-In Ballot Rejected	0	0	0.00%	0	0
Brooklawn Provisional Rejected	0	0	0.00%	0	0
Brooklawn Emergency Ballots	0	0	0.00%	0	0
<b>Totals - Brooklawn</b>	<b>508</b>	<b>70</b>	<b>13.78%</b>	<b>65</b>	<b>0</b>
Camden City W1 D1	299	44	14.72%	38	0
Camden City W1 D2	692	109	15.75%	91	0
Camden City W1 D3	416	60	14.42%	55	0
Camden City W1 D4	390	45	11.54%	40	0
Camden City W1 D5	286	29	10.14%	21	1
Camden City W1 D6	222	36	16.22%	31	0
Camden City W1 D7	291	43	14.78%	37	0
Camden City W1 D8	459	84	18.30%	75	0
Camden City W1 D9	624	54	8.65%	49	0
Camden City W1 D10	704	88	12.50%	84	0
Camden City Ward 1 Mail-In Ballot	0	38	0.00%	33	0
Camden City Ward 1 Provisional	0	0	0.00%	0	0



Camden County  
 Primary Election  
 June 5, 2012

Official Results

*Joseph Ripa*  
 Joseph Ripa  
 Camden County Clerk

**DEMOCRATIC SHERIFF**  
 Vote for 1

	Registered Voters	Ballots Cast	% Turnout	Charles Billingham	Write-In
Camden City W1 Mail-In Ballot Rejected	0	0	0.00%	0	0
Camden City W1 Provisional Rejected	0	0	0.00%	0	0
Camden City W1 Emergency Ballots	0	0	0.00%	0	0
<b>Totals - Camden City W1</b>	<b>4383</b>	<b>630</b>	<b>14.37%</b>	<b>554</b>	<b>1</b>
Camden City W2 D1	553	112	20.25%	98	0
Camden City W2 D2	489	112	22.90%	98	0
Camden City W2 D3	581	121	20.83%	106	0
Camden City W2 D4	340	47	13.82%	42	0
Camden City W2 D5	333	42	12.61%	38	0
Camden City W2 D6	559	93	16.64%	82	0
Camden City W2 D7	513	77	15.01%	65	0
Camden City W2 D8	640	101	15.78%	93	0
Camden City W2 D9	564	110	19.50%	95	0
Camden City W2 D10	353	71	20.11%	61	0
Camden City W2 D11	185	24	12.97%	22	0
Camden City Ward 2 Mail-In Ballot	0	47	0.00%	42	0
Camden City Ward 2 Provisional	0	15	0.00%	8	0
Camden City W2 Mail-In Ballot Rejected	0	0	0.00%	0	0
Camden City W2 Provisional Rejected	0	0	0.00%	0	0
Camden City W2 Emergency Ballots	0	0	0.00%	0	0
<b>Totals - Camden City W2</b>	<b>5110</b>	<b>972</b>	<b>19.02%</b>	<b>850</b>	<b>0</b>
Camden City W3 D1	290	39	13.45%	33	0
Camden City W3 D2	675	81	12.00%	72	0
Camden City W3 D3	331	68	20.54%	60	0
Camden City W3 D4	408	51	12.50%	46	0
Camden City W3 D5	365	38	10.41%	30	0
Camden City W3 D6	464	85	18.32%	69	0
Camden City W3 D7	413	53	12.83%	48	0
Camden City W3 D8	456	55	12.06%	45	0

Camden County  
 Primary Election  
 June 5, 2012

Official Results

*Joseph Ripa*  
 Joseph Ripa  
 Camden County Clerk

DEMOCRATIC SHERIFF  
 Vote for 1

	Registered Voters	Ballots Cast	% Turnout	Charles Billingham	Write-In
Camden City W3 D9	296	32	10.81%	28	0
Camden City Ward 3 Mail-In Ballot	0	24	0.00%	21	0
Camden City Ward 3 Provisional	0	4	0.00%	3	0
Camden City W3 Mail-In Ballot Rejected	0	0	0.00%	0	0
Camden City W3 Provisional Rejected	0	0	0.00%	0	0
Camden City W3 Emergency Ballots	0	0	0.00%	0	0
<b>Totals - Camden City W3</b>	<b>3698</b>	<b>530</b>	<b>14.33%</b>	<b>455</b>	<b>0</b>
Camden City W4 D1	393	36	9.16%	29	0
Camden City W4 D2	371	31	8.36%	29	0
Camden City W4 D3	542	91	16.79%	73	0
Camden City W4 D4	445	50	11.24%	43	0
Camden City W4 D5	330	44	13.33%	35	0
Camden City W4 D6	382	40	10.47%	33	0
Camden City W4 D7	366	39	10.66%	35	0
Camden City W4 D8	405	48	11.85%	45	0
Camden City W4 D9	422	61	14.45%	51	0
Camden City W4 D10	395	28	7.09%	21	1
Camden City Ward 4 Mail-In Ballot	0	18	0.00%	14	0
Camden City Ward 4 Provisional	0	13	0.00%	10	0
Camden City W4 Mail-In Ballot Rejected	0	0	0.00%	0	0
Camden City W4 Provisional Rejected	0	0	0.00%	0	0
Camden City W4 Emergency Ballots	0	0	0.00%	0	0
<b>Totals - Camden City W4</b>	<b>4051</b>	<b>499</b>	<b>12.32%</b>	<b>418</b>	<b>1</b>
<b>Totals - Camden City</b>	<b>17242</b>	<b>2631</b>	<b>15.26%</b>	<b>2277</b>	<b>2</b>
Cherry Hill Dist 1	361	28	7.76%	25	0
Cherry Hill Dist 2	413	28	6.78%	25	0
Cherry Hill Dist 3	437	26	5.95%	20	0
Cherry Hill Dist 4	428	19	4.44%	14	0

Camden County  
 Primary Election  
 June 5, 2012

Official Results

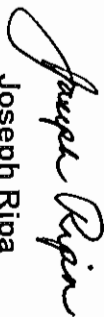
*Joseph Ripa*  
 Joseph Ripa  
 Camden County Clerk

DEMOCRATIC SHERIFF  
 Vote for 1

	Registered Voters	Ballots Cast	% Turnout	Charles Billingham	Write-In
Cherry Hill Dist 5	465	38	8.17%	36	0
Cherry Hill Dist 6	375	25	6.67%	20	0
Cherry Hill Dist 7	460	46	10.00%	42	0
Cherry Hill Dist 8	331	34	10.27%	31	0
Cherry Hill Dist 9	400	29	7.25%	26	1
Cherry Hill Dist 10	540	53	9.81%	48	0
Cherry Hill Dist 11	422	35	8.29%	33	0
Cherry Hill Dist 12	460	44	9.57%	38	0
Cherry Hill Dist 13	336	36	10.71%	29	0
Cherry Hill Dist 14	289	16	5.54%	14	0
Cherry Hill Dist 15	475	49	10.32%	44	0
Cherry Hill Dist 16	347	23	6.63%	20	0
Cherry Hill Dist 17	463	54	11.66%	53	0
Cherry Hill Dist 18	334	34	10.18%	31	0
Cherry Hill Dist 19	414	44	10.63%	38	0
Cherry Hill Dist 20	483	40	8.28%	38	0
Cherry Hill Dist 21	442	38	8.60%	34	0
Cherry Hill Dist 22	334	26	7.78%	24	0
Cherry Hill Dist 23	414	27	6.52%	26	0
Cherry Hill Dist 24	475	51	10.74%	46	0
Cherry Hill Dist 25	390	24	6.15%	15	0
Cherry Hill Dist 26	529	59	11.15%	48	0
Cherry Hill Dist 27	423	30	7.09%	27	0
Cherry Hill Dist 28	535	35	6.54%	33	0
Cherry Hill Dist 29	508	39	7.68%	35	0
Cherry Hill Dist 30	381	24	6.30%	22	0
Cherry Hill Dist 31	527	79	14.99%	73	0
Cherry Hill Dist 32	376	46	12.23%	36	1
Cherry Hill Dist 33	426	28	6.57%	27	0
Cherry Hill Dist 34	479	31	6.47%	29	0
Cherry Hill Dist 35	389	22	5.66%	16	0
Cherry Hill Dist 36	415	13	3.13%	10	0
Cherry Hill Dist 37	463	35	7.56%	29	0

Camden County  
 Primary Election  
 June 5, 2012

Official Results

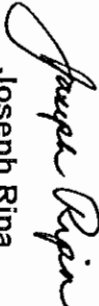
  
 Joseph Ripa  
 Camden County Clerk

DEMOCRATIC SHERIFF  
 Vote for 1

	Registered Voters	Ballots Cast	% Turnout	Charles Billingham	Write-In
Cherry Hill Dist 38	379	25	6.60%	25	0
Cherry Hill Dist 39	567	38	6.70%	33	0
Cherry Hill Dist 40	353	24	6.80%	20	0
Cherry Hill Dist 41	313	20	6.39%	17	0
Cherry Hill Dist 42	257	22	8.56%	22	0
Cherry Hill Dist 43	376	22	5.85%	21	0
Cherry Hill Dist 44	478	18	3.77%	16	0
Cherry Hill Dist 45	540	37	6.85%	35	0
Cherry Hill Dist 46	412	21	5.10%	18	0
Cherry Hill Dist 47	427	30	7.03%	26	0
Cherry Hill Dist 48	193	23	11.92%	20	0
Cherry Hill Mail-In Ballot	0	294	0.00%	248	3
Cherry Hill Provisional	0	2	0.00%	2	0
Cherry Hill Mail-In Ballot Rejected	0	0	0.00%	0	0
Cherry Hill Provisional Rejected	0	0	0.00%	0	0
Cherry Hill Emergency Ballots	0	0	0.00%	0	0
<b>Totals - Cherry Hill</b>	<b>20034</b>	<b>1884</b>	<b>9.40%</b>	<b>1658</b>	<b>5</b>
Chesilhurst Dist 1	688	146	21.22%	118	0
Chesilhurst Mail-In Ballot	0	10	0.00%	8	0
Chesilhurst Provisional	0	1	0.00%	1	0
Chesilhurst Mail-In Ballot Rejected	0	0	0.00%	0	0
Chesilhurst Provisional Rejected	0	0	0.00%	0	0
Chesilhurst Emergency Ballots	0	0	0.00%	0	0
<b>Totals - Chesilhurst</b>	<b>688</b>	<b>157</b>	<b>22.82%</b>	<b>127</b>	<b>0</b>
Clementon Dist 1	311	38	12.22%	28	2
Clementon Dist 2	344	40	11.63%	32	0
Clementon Dist 3	431	40	9.28%	37	0
Clementon Mail-In Ballot	0	5	0.00%	5	0
Clementon Provisional	0	0	0.00%	0	0

Camden County  
 Primary Election  
 June 5, 2012

Official Results

  
 Joseph Ripa  
 Camden County Clerk

DEMOCRATIC SHERIFF  
 Vote for 1


	Registered Voters	Ballots Cast	% Turnout	Charles Billingham	Write-In
Clementon Mail-In Ballot Rejected	0	0	0.00%	0	0
Clementon Provisional Rejected	0	0	0.00%	0	0
Clementon Emergency Ballots	0	0	0.00%	0	0
<b>Totals - Clementon</b>	<b>1086</b>	<b>123</b>	<b>11.33%</b>	<b>102</b>	<b>2</b>
Collingswood Dist 1	328	34	10.37%	25	0
Collingswood Dist 2	462	51	11.04%	45	0
Collingswood Dist 3	264	24	9.09%	19	0
Collingswood Dist 4	293	28	9.56%	23	0
Collingswood Dist 5	377	52	13.79%	46	0
Collingswood Dist 6	317	28	8.83%	17	0
Collingswood Dist 7	395	33	8.35%	25	2
Collingswood Dist 8	367	26	7.08%	20	0
Collingswood Dist 9	522	70	13.41%	62	0
Collingswood Dist 10	332	46	13.86%	39	0
Collingswood Dist 11	349	20	5.73%	16	0
Collingswood Dist 12	255	17	6.67%	12	0
Collingswood Mail-In Ballot	0	38	0.00%	34	0
Collingswood Provisional	0	0	0.00%	0	0
Collingswood Mail-In Ballot Rejected	0	0	0.00%	0	0
Collingswood Provisional Rejected	0	0	0.00%	0	0
Collingswood Emergency Ballots	0	0	0.00%	0	0
<b>Totals - Collingswood</b>	<b>4261</b>	<b>467</b>	<b>10.96%</b>	<b>383</b>	<b>2</b>
Gibbsboro Dist 1	356	37	10.39%	29	0
Gibbsboro Dist 2	275	24	8.73%	23	0
Gibbsboro Mail-In Ballot	0	4	0.00%	3	0
Gibbsboro Provisional	0	0	0.00%	0	0
Gibbsboro Mail-In Ballot Rejected	0	0	0.00%	0	0
Gibbsboro Provisional Rejected	0	0	0.00%	0	0
Gibbsboro Emergency Ballots	0	0	0.00%	0	0

Camden County  
 Primary Election  
 June 5, 2012

**DEMOCRATIC SHERIFF**

Official Results


Vote for 1

  
 Joseph Ripa  
 Camden County Clerk

	Registered Voters	Ballots Cast	% Turnout	Charles Billingham	Write-In
<b>Totals - Gibbsboro</b>	631	65	10.30%	55	0
Gloucester City W1 D1	213	35	16.43%	31	0
Gloucester City W1 D2	217	24	11.06%	22	0
Gloucester City W1 D3	313	87	27.80%	76	0
Gloucester City W1 D4	326	79	24.23%	60	0
Gloucester City Ward 1 Mail-In Ballot	0	5	0.00%	4	0
Gloucester City Ward 1 Provisional	0	0	0.00%	0	0
Gloucester City W1 Mail-In Ballot Rejected	0	0	0.00%	0	0
Gloucester City W1 Provisional Rejected	0	0	0.00%	0	0
Gloucester City W1 Emergency Ballots	0	0	0.00%	0	0
<b>Totals - Gloucester City W1</b>	1069	230	21.52%	193	0
Gloucester City W2 D1	266	29	10.90%	24	0
Gloucester City W2 D2	424	49	11.56%	44	0
Gloucester City W2 D3	534	69	12.92%	62	0
Gloucester City Ward 2 Mail-In Ballot	0	10	0.00%	9	0
Gloucester City Ward 2 Provisional	0	0	0.00%	0	0
Gloucester City W2 Mail-In Ballot Rejected	0	0	0.00%	0	0
Gloucester City W2 Provisional Rejected	0	0	0.00%	0	0
Gloucester City W2 Emergency Ballots	0	0	0.00%	0	0
<b>Totals - Gloucester City W2</b>	1224	157	12.83%	139	0
Gloucester City W3 D1	505	49	9.70%	43	0
Gloucester City W3 D2	433	52	12.01%	46	0
Gloucester City Ward 3 Mail-In Ballot	0	5	0.00%	5	0
Gloucester City Ward 3 Provisional	0	0	0.00%	0	0
Gloucester City W3 Mail-In Ballot Rejected	0	0	0.00%	0	0
Gloucester City W3 Provisional Rejected	0	0	0.00%	0	0
Gloucester City W3 Emergency Ballots	0	0	0.00%	0	0

Camden County  
 Primary Election  
 June 5, 2012

Official Results


  
 Joseph Ripa  
 Camden County Clerk

DEMOCRATIC SHERIFF  
 Vote for 1

	Registered Voters	Ballots Cast	% Turnout	Charles Billingham	Write-In
Totals - Gloucester City W3	938	106	11.30%	94	0
Totals - Gloucester City	3231	493	15.26%	426	0
Gloucester Twp Dist 1	259	22	8.49%	20	0
Gloucester Twp Dist 2	296	33	11.15%	31	0
Gloucester Twp Dist 3	296	29	9.80%	25	0
Gloucester Twp Dist 4	399	43	10.78%	36	0
Gloucester Twp Dist 5	454	54	11.89%	44	0
Gloucester Twp Dist 6	494	29	5.87%	27	0
Gloucester Twp Dist 7	426	44	10.33%	39	0
Gloucester Twp Dist 8	463	54	11.66%	45	0
Gloucester Twp Dist 9	442	33	7.47%	30	0
Gloucester Twp Dist 10	391	30	7.67%	27	0
Gloucester Twp Dist 11	384	33	8.59%	25	0
Gloucester Twp Dist 12	468	44	9.40%	39	0
Gloucester Twp Dist 13	560	48	8.57%	43	0
Gloucester Twp Dist 14	412	55	13.35%	48	0
Gloucester Twp Dist 15	487	44	9.03%	36	0
Gloucester Twp Dist 16	459	32	6.97%	27	0
Gloucester Twp Dist 17	679	57	8.39%	52	0
Gloucester Twp Dist 18	457	57	12.47%	51	0
Gloucester Twp Dist 19	467	48	10.28%	45	0
Gloucester Twp Dist 20	469	56	11.94%	49	0
Gloucester Twp Dist 21	276	16	5.80%	15	0
Gloucester Twp Dist 22	411	56	13.63%	49	0
Gloucester Twp Dist 23	512	66	12.89%	59	0
Gloucester Twp Dist 24	469	45	9.59%	38	0
Gloucester Twp Dist 25	472	41	8.69%	29	0
Gloucester Twp Dist 26	324	31	9.57%	21	0
Gloucester Twp Dist 27	343	26	7.58%	23	0
Gloucester Twp Dist 28	448	50	11.16%	40	0

Camden County  
 Primary Election  
 June 5, 2012

Official Results

  
 Joseph Ripa  
 Camden County Clerk

DEMOCRATIC SHERIFF  
 Vote for 1

	Registered Voters	Ballots Cast	% Turnout	Charles Billingham	Write-In
Gloucester Twp Dist 29	457	38	8.32%	29	0
Gloucester Twp Dist 30	457	36	7.88%	33	0
Gloucester Twp Dist 31	331	32	9.67%	26	0
Gloucester Twp Dist 32	496	39	7.86%	38	0
Gloucester Twp Dist 33	510	72	14.12%	66	0
Gloucester Twp Dist 34	377	39	10.34%	34	0
Gloucester Twp Dist 35	480	49	10.21%	44	0
Gloucester Twp Dist 36	317	38	11.99%	33	0
Gloucester Twp Dist 37	221	14	6.33%	14	0
Gloucester Twp Dist 38	214	22	10.28%	17	0
Gloucester Twp Dist 39	202	13	6.44%	11	0
Gloucester Twp Dist 40	461	27	5.86%	25	0
Gloucester Twp Mail-In Ballot	0	278	0.00%	245	0
Gloucester Twp Provisional	0	6	0.00%	5	0
Gloucester Twp Mail-In Ballot Rejected	0	0	0.00%	0	0
Gloucester Twp Provisional Rejected	0	0	0.00%	0	0
Gloucester Twp Emergency Ballots	0	0	0.00%	0	0
Totals - Gloucester Twp	16540	1879	11.36%	1633	0
Haddon Twp Dist 1	271	20	7.38%	13	0
Haddon Twp Dist 2	296	31	10.47%	26	0
Haddon Twp Dist 3	431	35	8.12%	29	0
Haddon Twp Dist 4	239	27	11.30%	21	0
Haddon Twp Dist 5	213	20	9.39%	18	0
Haddon Twp Dist 6	255	33	12.94%	27	0
Haddon Twp Dist 7	244	27	11.07%	23	1
Haddon Twp Dist 8	338	25	7.40%	23	0
Haddon Twp Dist 9	233	33	14.16%	29	0
Haddon Twp Dist 10	279	22	7.89%	20	0
Haddon Twp Dist 11	307	17	5.54%	11	0
Haddon Twp Dist 12	465	35	7.53%	25	0
Haddon Twp Dist 13	208	20	9.62%	14	0



Camden County  
 Primary Election  
 June 5, 2012

Official Results


  
 Joseph Ripa  
 Camden County Clerk

DEMOCRATIC SHERIFF  
 Vote for 1

	Registered Voters	Ballots Cast	% Turnout	Charles Billingham	Write-In
Haddon Twp Dist 14	293	41	13.99%	32	0
Haddon Twp Dist 15	312	54	17.31%	47	0
Haddon Twp Mail-In Ballot	0	52	0.00%	42	0
Haddon Twp Provisional	0	0	0.00%	0	0
Haddon Twp Mail-In Ballot Rejected	0	0	0.00%	0	0
Haddon Twp Provisional Rejected	0	0	0.00%	0	0
Haddon Twp Emergency Ballots	0	0	0.00%	0	0
<b>Totals - Haddon Twp</b>	<b>4384</b>	<b>492</b>	<b>11.22%</b>	<b>400</b>	<b>1</b>
Haddonfield Dist 1	368	24	6.52%	21	0
Haddonfield Dist 2	478	44	9.21%	36	0
Haddonfield Dist 3	367	33	8.99%	28	1
Haddonfield Dist 4	184	8	4.35%	5	0
Haddonfield Dist 5	160	9	5.63%	6	0
Haddonfield Dist 6	352	33	9.38%	27	0
Haddonfield Dist 7	330	32	9.70%	27	0
Haddonfield Dist 8	399	29	7.27%	26	0
Haddonfield Dist 9	398	30	7.54%	27	0
Haddonfield Dist 10	243	19	7.82%	15	0
Haddonfield Mail-In Ballot	0	36	0.00%	29	0
Haddonfield Provisional	0	1	0.00%	1	0
Haddonfield Mail-In Ballot Rejected	0	0	0.00%	0	0
Haddonfield Provisional Rejected	0	0	0.00%	0	0
Haddonfield Emergency Ballots	0	0	0.00%	0	0
<b>Totals - Haddonfield</b>	<b>3279</b>	<b>298</b>	<b>9.09%</b>	<b>248</b>	<b>1</b>
Haddon Heights Dist 1	284	26	9.15%	20	0
Haddon Heights Dist 2	242	15	6.20%	11	2
Haddon Heights Dist 3	333	15	4.50%	10	0
Haddon Heights Dist 4	232	27	11.64%	21	0
Haddon Heights Dist 5	330	25	7.58%	20	0

Camden County  
 Primary Election  
 June 5, 2012

Official Results

  
 Joseph Ripa  
 Camden County Clerk

DEMOCRATIC SHERIFF  
 Vote for 1

	Registered Voters	Ballots Cast	% Turnout	Charles Billingham	Write-In
Haddon Heights Dist 6	358	25	6.98%	23	0
Haddon Heights Dist 7	351	30	8.55%	25	0
Haddon Heights Mail-In Ballot	0	21	0.00%	16	0
Haddon Heights Provisional	0	1	0.00%	1	0
Haddon Heights Mail-In Ballot Rejected	0	0	0.00%	0	0
Haddon Heights Provisional Rejected	0	0	0.00%	0	0
Haddon Heights Emergency Ballots	0	0	0.00%	0	0
<b>Totals - Haddon Heights</b>	<b>2130</b>	<b>185</b>	<b>8.69%</b>	<b>147</b>	<b>2</b>
Hi-Nella Dist 1	245	26	10.61%	19	0
Hi Nella Mail-In Ballot	0	5	0.00%	5	0
Hi Nella Provisional	0	0	0.00%	0	0
Hi Nella Mail-In Ballot Rejected	0	0	0.00%	0	0
Hi Nella Provisional Rejected	0	0	0.00%	0	0
Hi Nella Emergency Ballots	0	0	0.00%	0	0
<b>Totals - Hi-Nella</b>	<b>245</b>	<b>31</b>	<b>12.65%</b>	<b>24</b>	<b>0</b>
Laurel Springs Dist 1	243	22	9.05%	20	0
Laurel Springs Dist 2	250	34	13.60%	32	0
Laurel Springs Mail-In Ballot	0	6	0.00%	5	0
Laurel Springs Provisional	0	0	0.00%	0	0
Laurel Springs Mail-In Ballot Rejected	0	0	0.00%	0	0
Laurel Springs Provisional Rejected	0	0	0.00%	0	0
Laurel Spnngs Emergency Ballots	0	0	0.00%	0	0
<b>Totals - Laurel Spnngs</b>	<b>493</b>	<b>62</b>	<b>12.58%</b>	<b>57</b>	<b>0</b>
Lawnside Dist 1	719	168	23.37%	144	0
Lawnside Dist 2	738	145	19.65%	119	0
Lawnside Mail-In Ballot	0	25	0.00%	22	0
Lawnside Provisional	0	0	0.00%	0	0

Camden County  
 Primary Election  
 June 5, 2012

Official Results

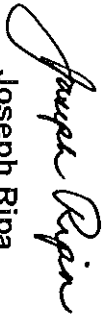
*Joseph Ripa*  
 Joseph Ripa  
 Camden County Clerk

DEMOCRATIC SHERIFF  
 Vote for 1

	Registered Voters	Ballots Cast	% Turnout	Charles Billingham	Write-In
Lawnside Mail-In Ballot Rejected	0	0	0.00%	0	0
Lawnside Provisional Rejected	0	0	0.00%	0	0
Lawnside Emergency Ballots	0	0	0.00%	0	0
<b>Totals - Lawnside</b>	<b>1457</b>	<b>338</b>	<b>23.20%</b>	<b>285</b>	<b>0</b>
Lindenwold Dist 1	618	75	12.14%	62	0
Lindenwold Dist 2	486	58	11.93%	44	0
Lindenwold Dist 3	452	72	15.93%	63	0
Lindenwold Dist 4	615	94	15.28%	83	0
Lindenwold Dist 5	555	85	15.32%	75	0
Lindenwold Dist 6	562	87	15.48%	78	0
Lindenwold Dist 7	311	30	9.65%	26	0
Lindenwold Dist 8	530	48	9.06%	43	0
Lindenwold Dist 9	344	72	20.93%	66	0
Lindenwold Mail-In Ballot	0	52	0.00%	47	1
Lindenwold Provisional	0	4	0.00%	4	0
Lindenwold Mail-In Ballot Rejected	0	0	0.00%	0	0
Lindenwold Provisional Rejected	0	0	0.00%	0	0
Lindenwold Emergency Ballots	0	0	0.00%	0	0
<b>Totals - Lindenwold</b>	<b>4473</b>	<b>677</b>	<b>15.14%</b>	<b>591</b>	<b>1</b>
Magnolia Dist 1	323	34	10.53%	30	0
Magnolia Dist 2	228	38	16.67%	33	0
Magnolia Dist 3	293	28	9.56%	25	0
Magnolia Dist 4	337	53	15.73%	43	0
Magnolia Mail-In Ballot	0	9	0.00%	7	0
Magnolia Provisional	0	0	0.00%	0	0
Magnolia Mail-In Ballot Rejected	0	0	0.00%	0	0
Magnolia Provisional Rejected	0	0	0.00%	0	0
Magnolia Emergency Ballots	0	0	0.00%	0	0

Camden County  
 Primary Election  
 June 5, 2012

Official Results


  
 Joseph Ripa  
 Camden County Clerk

DEMOCRATIC SHERIFF  
 Vote for 1

	Registered Voters	Ballots Cast	% Turnout	Charles Billingham	Write-In
Totals - Magnolia	1181	162	13.72%	138	0
Merchantville Dist 1	434	43	9.91%	40	0
Merchantville Dist 2	486	30	6.17%	27	0
Merchantville Dist 3	259	30	11.58%	27	0
Merchantville Mail-In Ballot	0	15	0.00%	9	0
Merchantville Provisional	0	1	0.00%	1	0
Merchantville Mail-In Ballot Rejected	0	0	0.00%	0	0
Merchantville Provisional Rejected	0	0	0.00%	0	0
Merchantville Emergency Ballots	0	0	0.00%	0	0
Totals - Merchantville	1179	119	10.09%	104	0
Mt. Ephraim Dist 1	305	39	12.79%	29	0
Mt. Ephraim Dist 2	386	24	6.22%	19	0
Mt. Ephraim Dist 3	344	41	11.92%	30	1
Mt. Ephraim Dist 4	370	24	6.49%	19	0
Mt. Ephraim Mail-In Ballot	0	23	0.00%	17	0
Mt. Ephraim Provisional	0	0	0.00%	0	0
Mt. Ephraim Mail-In Ballot Rejected	0	0	0.00%	0	0
Mt. Ephraim Provisional Rejected	0	0	0.00%	0	0
Mt. Ephraim Emergency Ballots	0	0	0.00%	0	0
Totals - Mt. Ephraim	1405	151	10.75%	114	1
Oaklyn Dist 1	276	38	13.77%	32	0
Oaklyn Dist 2	294	36	12.24%	30	0
Oaklyn Dist 3	316	32	10.13%	25	0
Oaklyn Dist 4	280	48	17.14%	34	0
Oaklyn Mail-In Ballot	0	16	0.00%	15	0
Oaklyn Provisional	0	1	0.00%	0	0
Oaklyn Mail-In Ballot Rejected	0	0	0.00%	0	0
Oaklyn Provisional Rejected	0	0	0.00%	0	0

Camden County  
 Primary Election  
 June 5, 2012

Official Results

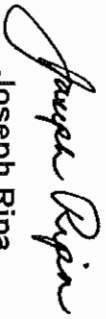
  
 Joseph Ripa  
 Camden County Clerk

DEMOCRATIC SHERIFF  
 Vote for 1

	Registered Voters	Ballots Cast	% Turnout	Charles Billingham	Write-In
Oaklyn Emergency Ballots	0	0	0.00%	0	0
Totals - Oaklyn	1166	171	14.67%	136	0
Pennsauken Dist 1	425	81	19.06%	75	0
Pennsauken Dist 2	718	106	14.76%	92	1
Pennsauken Dist 3	427	39	9.13%	32	0
Pennsauken Dist 4	561	86	15.33%	75	0
Pennsauken Dist 5	307	25	8.14%	22	0
Pennsauken Dist 6	432	51	11.81%	44	0
Pennsauken Dist 7	462	44	9.52%	43	0
Pennsauken Dist 8	362	46	12.71%	44	0
Pennsauken Dist 9	283	23	8.13%	22	0
Pennsauken Dist 10	379	54	14.25%	49	0
Pennsauken Dist 11	361	61	16.90%	53	0
Pennsauken Dist 12	343	42	12.24%	39	0
Pennsauken Dist 13	361	50	13.85%	42	0
Pennsauken Dist 14	500	81	16.20%	67	1
Pennsauken Dist 15	484	62	12.81%	55	0
Pennsauken Dist 16	364	62	17.03%	52	0
Pennsauken Dist 17	485	67	13.81%	58	0
Pennsauken Dist 18	590	79	13.39%	65	0
Pennsauken Dist 19	263	32	12.17%	31	0
Pennsauken Dist 20	426	83	19.48%	73	0
Pennsauken Dist 21	296	44	14.86%	38	0
Pennsauken Dist 22	411	108	26.28%	94	0
Pennsauken Dist 23	369	44	11.92%	38	0
Pennsauken Dist 24	240	24	10.00%	22	0
Pennsauken Mail-In Ballot	0	89	0.00%	80	0
Pennsauken Provisional	0	3	0.00%	3	0
Pennsauken Mail-In Ballot Rejected	0	0	0.00%	0	0
Pennsauken Provisional Rejected	0	0	0.00%	0	0
Pennsauken Emergency Ballots	0	0	0.00%	0	0

Camden County  
 Primary Election  
 June 5, 2012

Official Results

  
 Joseph Ripa  
 Camden County Clerk

DEMOCRATIC SHERIFF  
 Vote for 1

	Registered Voters	Ballots Cast	% Turnout	Charles Billingham	Write-In
Totals - Pennsauken	9849	1486	15.09%	1308	2
Pine Hill Dist 1	316	49	15.51%	47	1
Pine Hill Dist 2	436	35	8.03%	29	0
Pine Hill Dist 3	450	50	11.11%	45	0
Pine Hill Dist 4	509	71	13.95%	62	0
Pine Hill Dist 5	523	73	13.96%	64	1
Pine Hill Dist 6	345	29	8.41%	26	0
Pine Hill Mail-In Ballot	0	28	0.00%	24	0
Pine Hill Provisional	0	1	0.00%	1	0
Pine Hill Mail-In Ballot Rejected	0	0	0.00%	0	0
Pine Hill Provisional Rejected	0	0	0.00%	0	0
Pine Hill Emergency Ballots	0	0	0.00%	0	0
Totals - Pine Hill	2579	336	13.03%	298	2
Pine Valley Dist 1	4	0	0.00%	0	0
Pine Valley Mail-In Ballot	0	0	0.00%	0	0
Pine Valley Provisional	0	0	0.00%	0	0
Pine Valley Mail-In Ballot Rejected	0	0	0.00%	0	0
Pine Valley Provisional Rejected	0	0	0.00%	0	0
Pine Valley Emergency Ballots	0	0	0.00%	0	0
Totals - Pine Valley	4	0	0.00%	0	0
Runnemede Dist 1	376	108	28.72%	77	0
Runnemede Dist 2	507	162	31.95%	102	0
Runnemede Dist 3	348	105	30.17%	68	0
Runnemede Dist 4	487	149	30.60%	102	0
Runnemede Dist 5	612	218	35.62%	120	0
Runnemede Dist 6	615	240	39.02%	143	1
Runnemede Mail-In Ballot	0	65	0.00%	46	1

Camden County  
 Primary Election  
 June 5, 2012

Official Results

  
 Joseph Ripa  
 Camden County Clerk

DEMOCRATIC SHERIFF  
 Vote for 1

	Registered Voters	Ballots Cast	% Turnout	Charles Billingham	Write-In
Runnemede Provisional	0	2	0.00%	2	0
Runnemede Mail-In Ballot Rejected	0	0	0.00%	0	0
Runnemede Provisional Rejected	0	0	0.00%	0	0
Runnemede Emergency Ballots	0	0	0.00%	0	0
<b>Totals - Runnemede</b>	<b>2945</b>	<b>1049</b>	<b>35.62%</b>	<b>660</b>	<b>2</b>
Somerdale Dist 1	637	64	10.05%	51	0
Somerdale Dist 2	411	56	13.63%	50	0
Somerdale Dist 3	442	76	17.19%	66	0
Somerdale Dist 4	416	59	14.18%	53	0
Somerdale Mail-In Ballot	0	13	0.00%	11	0
Somerdale Provisional	0	0	0.00%	0	0
Somerdale Mail-In Ballot Rejected	0	0	0.00%	0	0
Somerdale Provisional Rejected	0	0	0.00%	0	0
Somerdale Emergency Ballots	0	0	0.00%	0	0
<b>Totals - Somerdale</b>	<b>1906</b>	<b>268</b>	<b>14.06%</b>	<b>231</b>	<b>0</b>
Stratford Dist 1	199	26	13.07%	22	0
Stratford Dist 2	313	23	7.35%	16	0
Stratford Dist 3	275	28	10.18%	28	0
Stratford Dist 4	385	30	7.79%	26	0
Stratford Dist 5	228	17	7.46%	12	0
Stratford Dist 6	308	24	7.79%	22	0
Stratford Mail-In Ballot	0	17	0.00%	15	0
Stratford Provisional	0	0	0.00%	0	0
Stratford Mail-In Ballot Rejected	0	0	0.00%	0	0
Stratford Provisional Rejected	0	0	0.00%	0	0
Stratford Emergency Ballots	0	0	0.00%	0	0
<b>Totals - Stratford</b>	<b>1708</b>	<b>165</b>	<b>9.66%</b>	<b>141</b>	<b>0</b>

Camden County  
 Primary Election  
 June 5, 2012

Official Results

*Joseph Ripa*  
 Joseph Ripa  
 Camden County Clerk


DEMOCRATIC SHERIFF  
 Vote for 1

	Registered Voters	Ballots Cast	% Turnout	Charles Billingham	Write-In
Tavistock Dist 1	1	0	0.00%	0	0
Tavistock Mail-In Ballot	0	0	0.00%	0	0
Tavistock Provisional	0	0	0.00%	0	0
Tavistock Mail-In Ballot Rejected	0	0	0.00%	0	0
Tavistock Provisional Rejected	0	0	0.00%	0	0
Tavistock Emergency Ballots	0	0	0.00%	0	0
Totals - Tavistock	1	0	0.00%	0	0
Voorhees Dist 1	499	69	13.83%	62	0
Voorhees Dist 2	467	61	13.06%	52	0
Voorhees Dist 3	411	32	7.79%	28	0
Voorhees Dist 4	337	45	13.35%	40	0
Voorhees Dist 5	510	55	10.78%	48	0
Voorhees Dist 6	384	20	5.21%	15	0
Voorhees Dist 7	263	9	3.42%	9	0
Voorhees Dist 8	458	45	9.83%	41	0
Voorhees Dist 9	472	40	8.47%	32	0
Voorhees Dist 10	393	37	9.41%	33	0
Voorhees Dist 11	315	18	5.71%	15	0
Voorhees Dist 12	344	22	6.40%	16	0
Voorhees Dist 13	506	71	14.03%	56	0
Voorhees Dist 14	338	28	8.28%	25	0
Voorhees Dist 15	398	20	5.03%	16	0
Voorhees Dist 16	199	11	5.53%	10	0
Voorhees Dist 17	351	67	19.09%	57	0
Voorhees Dist 18	380	41	10.79%	39	0
Voorhees Dist 19	434	16	3.69%	15	0
Voorhees Mail-In Ballot	0	154	0.00%	136	0
Voorhees Provisional	0	0	0.00%	0	0
Voorhees Mail-In Ballot Rejected	0	0	0.00%	0	0
Voorhees Provisional Rejected	0	0	0.00%	0	0
Voorhees Emergency Ballots	0	0	0.00%	0	0



Camden County  
 Primary Election  
 June 5, 2012

Official Results

  
 Joseph Ripa  
 Camden County Clerk

DEMOCRATIC SHERIFF  
 Vote for 1

	Registered Voters	Ballots Cast	% Turnout	Charles Billingham	Write-In
Totals - Voorthees	7459	861	11.54%	745	0
Waterford Dist 1	357	22	6.16%	20	1
Waterford Dist 2	425	23	5.41%	21	0
Waterford Dist 3	357	22	6.16%	16	0
Waterford Dist 4	345	35	10.14%	23	0
Waterford Dist 5	333	26	7.81%	23	0
Waterford Dist 6	321	24	7.48%	18	0
Waterford Dist 7	364	13	3.57%	13	0
Waterford Dist 8	128	6	4.69%	3	0
Waterford Mail-In Ballot	0	31	0.00%	28	0
Waterford Provisional	0	1	0.00%	0	0
Waterford Mail-In Ballot Rejected	0	0	0.00%	0	0
Waterford Provisional Rejected	0	0	0.00%	0	0
Waterford Emergency Ballots	0	0	0.00%	0	0
Totals - Waterford	2630	203	7.72%	165	1
Winslow W1 D1	406	40	9.85%	31	0
Winslow W1 D2	399	28	7.02%	22	0
Winslow W1 D3	318	23	7.23%	19	0
Winslow W1 D4	792	81	10.23%	70	0
Winslow W1 D5	450	39	8.67%	33	0
Winslow Ward 1 Mail-In Ballot	0	39	0.00%	32	0
Winslow Ward 1 Provisional	0	0	0.00%	0	0
Winslow W1 Mail-In Ballot Rejected	0	0	0.00%	0	0
Winslow W1 Provisional Rejected	0	0	0.00%	0	0
Winslow W1 Emergency Ballots	0	0	0.00%	0	0
Totals - Winslow W1	2365	250	10.57%	207	0
Winslow W2 D1	947	112	11.83%	101	0

Camden County  
 Primary Election  
 June 5, 2012

Official Results


  
 Joseph Ripa  
 Camden County Clerk

DEMOCRATIC SHERIFF  
 Vote for 1

	Registered Voters	Ballots Cast	% Turnout	Charles Billingham	Write-In
Wnslow W2 D2	70	12	17.14%	12	0
Wnslow W2 D3	633	85	13.43%	78	0
Wnslow W2 D4	837	82	9.80%	71	0
Wnslow W2 D5	245	28	11.43%	22	0
Wnslow Ward 2 Mail-In Ballot	0	23	0.00%	17	0
Wnslow Ward 2 Provisional	0	0	0.00%	0	0
Wnslow W2 Mail-In Ballot Rejected	0	0	0.00%	0	0
Wnslow W2 Provisional Rejected	0	0	0.00%	0	0
Wnslow W2 Emergency Ballots	0	0	0.00%	0	0
<b>Totals - Wnslow W2</b>	<b>2732</b>	<b>342</b>	<b>12.52%</b>	<b>301</b>	<b>0</b>
Wnslow W3 D1	798	162	20.30%	144	0
Wnslow W3 D2	692	99	14.31%	92	0
Wnslow W3 D3	1192	197	16.53%	177	0
Wnslow W3 D4	508	73	14.37%	66	0
Wnslow Ward 3 Mail-In Ballot	0	44	0.00%	37	0
Wnslow Ward 3 Provisional	0	2	0.00%	1	0
Wnslow W3 Mail-In Ballot Rejected	0	0	0.00%	0	0
Wnslow W3 Provisional Rejected	0	0	0.00%	0	0
Wnslow W3 Emergency Ballots	0	0	0.00%	0	0
<b>Totals - Wnslow W3</b>	<b>3190</b>	<b>577</b>	<b>18.09%</b>	<b>517</b>	<b>0</b>
Wnslow W4 D1	297	55	18.52%	52	0
Wnslow W4 D2	625	73	11.68%	70	0
Wnslow W4 D3	637	81	12.72%	69	1
Wnslow W4 D4	469	58	12.37%	53	0
Wnslow W4 D5	636	101	15.88%	92	0
Wnslow Ward 4 Mail-In Ballot	0	15	0.00%	13	0
Wnslow Ward 4 Provisional	0	1	0.00%	1	0
Wnslow W4 Mail-In Ballot Rejected	0	0	0.00%	0	0
Wnslow W4 Provisional Rejected	0	0	0.00%	0	0

Camden County  
 Primary Election  
 June 5, 2012

Official Results

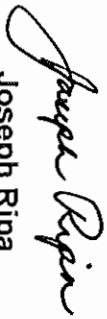
  
 Joseph Ripa  
 Camden County Clerk

DEMOCRATIC SHERIFF  
 Vote for 1

	Registered Voters	Ballots Cast	% Turnout	Charles Billingham	Write-In
Winslow W4 Emergency Ballots	0	0	0.00%	0	0
Totals - Winslow W4	2664	384	14.41%	350	1
Totals - Winslow	10951	1553	14.18%	1375	1
Woodlynne Dist 1	404	50	12.38%	44	0
Woodlynne Dist 2	322	50	15.53%	42	0
Woodlynne Mail-In Ballot	0	1	0.00%	1	0
Woodlynne Provisional	0	0	0.00%	0	0
Woodlynne Mail-In Ballot Rejected	0	0	0.00%	0	0
Woodlynne Provisional Rejected	0	0	0.00%	0	0
Woodlynne Emergency Ballots	0	0	0.00%	0	0
Totals - Woodlynne	726	101	13.91%	87	0
Totals - Grand Totals	137711	18340	13.32%	15382	30

Camden County  
 Primary Election  
 June 5, 2012

Official Results


  
 Joseph Ripa  
 Camden County Clerk

DEMOCRATIC BOARD OF CHOSEN FREEHOLDERS  
 Vote for 3

	Registered Voters	Ballots Cast	% Turnout	Jeffrey L. Nash	Ian K. Leonard	Michelle A. Gentek	Michael Leonetti	Write-In
Audubon Boro Dist 1	273	30	10.99%	17	23	23	11	0
Audubon Boro Dist 2	220	13	5.91%	8	8	8	3	0
Audubon Boro Dist 3	407	31	7.62%	24	21	22	6	0
Audubon Boro Dist 4	220	12	5.45%	11	11	10	1	0
Audubon Boro Dist 5	297	33	11.11%	23	22	22	5	0
Audubon Boro Dist 6	395	41	10.38%	29	27	29	12	0
Audubon Boro Dist 7	235	21	8.94%	17	15	17	6	0
Audubon Boro Dist 8	326	30	9.20%	19	21	19	6	0
Audubon Boro Mail-In Ballot	0	25	0.00%	18	17	18	7	0
Audubon Boro Provisional	0	0	0.00%	0	0	0	0	0
Audubon Boro Mail-In Ballot Rejected	0	0	0.00%	0	0	0	0	0
Audubon Boro Provisional Rejected	0	0	0.00%	0	0	0	0	0
Audubon Boro Emergency Ballots	0	0	0.00%	0	0	0	0	0
<b>Totals - Audubon Boro</b>	<b>2373</b>	<b>236</b>	<b>9.95%</b>	<b>166</b>	<b>165</b>	<b>168</b>	<b>57</b>	<b>0</b>
Audubon Park Dist 1	520	57	10.96%	34	38	36	20	2
Audubon Park Mail-In Ballot	0	5	0.00%	4	3	3	1	0
Audubon Park Provisional	0	0	0.00%	0	0	0	0	0
Audubon Park Mail-In Ballot Rejected	0	0	0.00%	0	0	0	0	0
Audubon Park Provisional Rejected	0	0	0.00%	0	0	0	0	0
Audubon Park Emergency Ballots	0	0	0.00%	0	0	0	0	0
<b>Totals - Audubon Park</b>	<b>520</b>	<b>62</b>	<b>11.92%</b>	<b>38</b>	<b>41</b>	<b>39</b>	<b>21</b>	<b>2</b>
Barrington Dist 1	449	45	10.02%	34	32	34	5	0
Barrington Dist 2	271	21	7.75%	13	13	13	6	0
Barrington Dist 3	371	40	10.78%	28	28	29	7	0
Barrington Dist 4	524	57	10.88%	35	41	41	10	0
Barrington Dist 5	195	16	8.21%	8	13	13	6	2
Barrington Mail-In Ballot	0	19	0.00%	10	9	11	8	0
Barrington Provisional	0	1	0.00%	1	0	1	0	0
Barrington Mail-In Ballot Rejected	0	0	0.00%	0	0	0	0	0

Camden County  
 Primary Election  
 June 5, 2012

Official Results

  
 Joseph Ripa  
 Camden County Clerk

DEMOCRATIC BOARD OF CHOSEN FREEHOLDERS  
 Vote for 3

	Registered Voters	Ballots Cast	% Turnout	Jeffrey L. Nash	Ian K. Leonard	Michelle A. Gentek	Michael Leonetti	Write-In
Barrington Provisional Rejected	0	0	0.00%	0	0	0	0	0
Barrington Emergency Ballots	0	0	0.00%	0	0	0	0	0
Totals - Barrington	1810	199	10.99%	129	136	142	42	2
Bellmawr Dist 1	546	153	28.02%	69	69	68	56	0
Bellmawr Dist 2	578	158	27.34%	84	87	83	48	0
Bellmawr Dist 3	472	108	22.88%	63	61	60	33	0
Bellmawr Dist 4	541	207	38.26%	110	112	105	48	0
Bellmawr Dist 5	374	93	24.87%	51	47	46	29	0
Bellmawr Dist 6	507	128	25.25%	65	71	70	34	1
Bellmawr Dist 7	429	115	26.81%	46	46	45	37	1
Bellmawr Mail-In Ballot	0	52	0.00%	31	41	39	13	1
Bellmawr Provisional	0	4	0.00%	1	1	1	2	0
Bellmawr Mail-In Ballot Rejected	0	0	0.00%	0	0	0	0	0
Bellmawr Provisional Rejected	0	0	0.00%	0	0	0	0	0
Bellmawr Emergency Ballots	0	0	0.00%	0	0	0	0	0
Totals - Bellmawr	3447	1018	29.53%	520	535	517	300	3
Berlin Boro Dist 1	288	19	6.60%	14	9	10	7	0
Berlin Boro Dist 2	374	35	9.36%	30	30	31	5	0
Berlin Boro Dist 3	422	33	7.82%	26	28	29	4	0
Berlin Boro Dist 4	408	37	9.07%	23	32	32	11	0
Berlin Boro Dist 5	194	17	8.76%	13	13	13	2	0
Berlin Boro Mail-In Ballot	0	31	0.00%	21	20	22	10	0
Berlin Boro Provisional	0	1	0.00%	0	0	0	0	0
Berlin Boro Mail-In Ballot Rejected	0	0	0.00%	0	0	0	0	0
Berlin Boro Provisional Rejected	0	0	0.00%	0	0	0	0	0
Berlin Boro Emergency Ballots	0	0	0.00%	0	0	0	0	0
Totals - Berlin Boro	1686	173	10.26%	127	132	137	39	0

Camden County  
 Primary Election  
 June 5, 2012

Official Results

*Joseph Ripa*  
 Joseph Ripa  
 Camden County Clerk

DEMOCRATIC BOARD OF CHOSEN FREEHOLDERS

Vote for 3

	Registered Voters	Ballots Cast	% Turnout	Jeffrey L. Nash	Ian K. Leonard	Michelle A. Gentek	Michael Leonetti	Write-In
Berlin Twp Dist 1	436	52	11.93%	43	34	35	7	1
Berlin Twp Dist 2	260	33	12.69%	27	23	26	5	0
Berlin Twp Dist 3	231	15	6.49%	10	11	10	4	0
Berlin Twp Dist 4	577	48	8.32%	31	33	30	12	3
Berlin Twp Mail-In Ballot	0	17	0.00%	13	14	10	4	0
Berlin Twp Provisional	0	10	0.00%	5	6	6	2	0
Berlin Twp Mail-In Ballot Rejected	0	0	0.00%	0	0	0	0	0
Berlin Twp Provisional Rejected	0	0	0.00%	0	0	0	0	0
Berlin Twp Emergency Ballots	0	0	0.00%	0	0	0	0	0
<b>Totals - Berlin Twp</b>	<b>1504</b>	<b>175</b>	<b>11.64%</b>	<b>129</b>	<b>121</b>	<b>117</b>	<b>34</b>	<b>4</b>
Brooklawn Dist 1	508	67	13.19%	47	50	51	16	1
Brooklawn Mail-In Ballot	0	3	0.00%	3	2	2	0	0
Brooklawn Provisional	0	0	0.00%	0	0	0	0	0
Brooklawn Mail-In Ballot Rejected	0	0	0.00%	0	0	0	0	0
Brooklawn Provisional Rejected	0	0	0.00%	0	0	0	0	0
Brooklawn Emergency Ballots	0	0	0.00%	0	0	0	0	0
<b>Totals - Brooklawn</b>	<b>508</b>	<b>70</b>	<b>13.78%</b>	<b>50</b>	<b>52</b>	<b>53</b>	<b>16</b>	<b>1</b>
Camden City W1 D1	299	44	14.72%	37	28	31	3	0
Camden City W1 D2	692	109	15.75%	84	70	70	9	0
Camden City W1 D3	416	60	14.42%	48	48	47	6	0
Camden City W1 D4	390	45	11.54%	40	33	30	1	0
Camden City W1 D5	286	29	10.14%	20	21	21	4	0
Camden City W1 D6	222	36	16.22%	29	24	24	2	0
Camden City W1 D7	291	43	14.78%	37	29	30	2	0
Camden City W1 D8	459	84	18.30%	77	69	70	1	0
Camden City W1 D9	624	54	8.65%	47	36	34	7	0
Camden City W1 D10	704	88	12.50%	71	67	67	7	1
Camden City Ward 1 Mail-In Ballot	0	38	0.00%	29	28	30	3	0
Camden City Ward 1 Provisional	0	0	0.00%	0	0	0	0	0

Camden County  
 Primary Election  
 June 5, 2012

Official Results

*Joseph Ripa*  
 Joseph Ripa  
 Camden County Clerk

**DEMOCRATIC BOARD OF CHOSEN FREEHOLDERS**  
 Vote for 3

	Registered Voters	Ballots Cast	% Turnout	Jeffrey L. Nash	Ian K. Leonard	Michelle A. Gentek	Michael Leonetti	Write-In
Camden City W1 Mail-In Ballot Rejected	0	0	0.00%	0	0	0	0	0
Camden City W1 Provisional Rejected	0	0	0.00%	0	0	0	0	0
Camden City W1 Emergency Ballots	0	0	0.00%	0	0	0	0	0
<b>Totals - Camden City W1</b>	<b>4383</b>	<b>630</b>	<b>14.37%</b>	<b>519</b>	<b>453</b>	<b>454</b>	<b>45</b>	<b>1</b>
Camden City W2 D1	553	112	20.25%	92	78	81	7	0
Camden City W2 D2	489	112	22.90%	93	81	80	4	0
Camden City W2 D3	581	121	20.83%	97	92	90	5	0
Camden City W2 D4	340	47	13.82%	38	36	34	2	0
Camden City W2 D5	333	42	12.61%	37	29	29	4	0
Camden City W2 D6	559	93	16.64%	76	70	69	3	0
Camden City W2 D7	513	77	15.01%	68	57	61	1	0
Camden City W2 D8	640	101	15.78%	86	69	68	8	0
Camden City W2 D9	564	110	19.50%	92	75	78	4	0
Camden City W2 D10	353	71	20.11%	54	56	53	3	0
Camden City W2 D11	185	24	12.97%	22	21	20	1	0
Camden City Ward 2 Mail-In Ballot	0	47	0.00%	40	36	40	8	0
Camden City Ward 2 Provisional	0	15	0.00%	7	7	6	0	0
Camden City W2 Mail-In Ballot Rejected	0	0	0.00%	0	0	0	0	0
Camden City W2 Provisional Rejected	0	0	0.00%	0	0	0	0	0
Camden City W2 Emergency Ballots	0	0	0.00%	0	0	0	0	0
<b>Totals - Camden City W2</b>	<b>5110</b>	<b>972</b>	<b>19.02%</b>	<b>802</b>	<b>707</b>	<b>709</b>	<b>50</b>	<b>0</b>
Camden City W3 D1	290	39	13.45%	28	25	24	10	0
Camden City W3 D2	675	81	12.00%	70	52	55	9	0
Camden City W3 D3	331	68	20.54%	61	55	54	1	0
Camden City W3 D4	408	51	12.50%	48	43	42	1	0
Camden City W3 D5	365	38	10.41%	26	26	25	1	0
Camden City W3 D6	464	85	18.32%	66	61	61	9	0
Camden City W3 D7	413	53	12.83%	41	39	38	4	0
Camden City W3 D8	456	55	12.06%	44	39	39	3	0

Camden County  
 Primary Election  
 June 5, 2012

**DEMOCRATIC BOARD OF CHOSEN FREEHOLDERS**

Official Results

*Joseph Ripa*  
 Joseph Ripa  
 Camden County Clerk

Vote for 3

	Registered Voters	Ballots Cast	% Turnout	Jeffrey L. Nash	Ian K. Leonard	Michelle A. Gentek	Michael Leonetti	Write-In
Camden City W3 D9	296	32	10.81%	26	18	20	0	0
Camden City Ward 3 Mail-In Ballot	0	24	0.00%	19	20	19	6	0
Camden City Ward 3 Provisional	0	4	0.00%	2	3	3	1	0
Camden City W3 Mail-In Ballot Rejected	0	0	0.00%	0	0	0	0	0
Camden City W3 Provisional Rejected	0	0	0.00%	0	0	0	0	0
Camden City W3 Emergency Ballots	0	0	0.00%	0	0	0	0	0
<b>Totals - Camden City W3</b>	<b>3698</b>	<b>530</b>	<b>14.33%</b>	<b>431</b>	<b>381</b>	<b>380</b>	<b>45</b>	<b>0</b>
Camden City W4 D1	393	36	9.16%	27	27	27	2	0
Camden City W4 D2	371	31	8.36%	27	22	22	1	0
Camden City W4 D3	542	91	16.79%	69	65	63	4	0
Camden City W4 D4	445	50	11.24%	42	37	37	1	0
Camden City W4 D5	330	44	13.33%	31	25	25	4	0
Camden City W4 D6	382	40	10.47%	32	29	28	2	0
Camden City W4 D7	366	39	10.66%	32	29	30	0	0
Camden City W4 D8	405	48	11.85%	42	36	38	2	0
Camden City W4 D9	422	61	14.45%	38	38	38	7	0
Camden City W4 D10	395	28	7.09%	20	19	20	2	0
Camden City Ward 4 Mail-In Ballot	0	18	0.00%	15	15	15	2	0
Camden City Ward 4 Provisional	0	13	0.00%	9	9	9	0	0
Camden City W4 Mail-In Ballot Rejected	0	0	0.00%	0	0	0	0	0
Camden City W4 Provisional Rejected	0	0	0.00%	0	0	0	0	0
Camden City W4 Emergency Ballots	0	0	0.00%	0	0	0	0	0
<b>Totals - Camden City W4</b>	<b>4051</b>	<b>499</b>	<b>12.32%</b>	<b>384</b>	<b>351</b>	<b>352</b>	<b>27</b>	<b>0</b>
<b>Totals - Camden City</b>	<b>17242</b>	<b>2631</b>	<b>15.26%</b>	<b>2136</b>	<b>1892</b>	<b>1895</b>	<b>167</b>	<b>1</b>
Cherry Hill Dist 1	361	28	7.76%	24	20	21	4	0
Cherry Hill Dist 2	413	28	6.78%	22	23	21	5	1
Cherry Hill Dist 3	437	26	5.95%	18	21	21	5	0
Cherry Hill Dist 4	428	19	4.44%	15	16	16	3	0



Camden County  
 Primary Election  
 June 5, 2012

Official Results


*Joseph Ripa*  
 Joseph Ripa  
 Camden County Clerk

DEMOCRATIC BOARD OF CHOSEN FREEHOLDERS  
 Vote for 3

	Registered Voters	Ballots Cast	% Turnout	Jeffrey L. Nash	Ian K. Leonard	Michelle A. Gentek	Michael Leonetti	Write-In
Cherry Hill Dist 5	465	38	8.17%	34	33	33	3	0
Cherry Hill Dist 6	375	25	6.67%	18	17	17	10	0
Cherry Hill Dist 7	460	46	10.00%	40	40	39	3	0
Cherry Hill Dist 8	331	34	10.27%	28	25	26	1	0
Cherry Hill Dist 9	400	29	7.25%	26	18	19	5	3
Cherry Hill Dist 10	540	53	9.81%	48	45	46	3	0
Cherry Hill Dist 11	422	35	8.29%	31	29	28	3	0
Cherry Hill Dist 12	460	44	9.57%	32	33	30	8	0
Cherry Hill Dist 13	460	44	10.71%	28	29	30	4	0
Cherry Hill Dist 14	336	36	10.71%	9	10	10	6	0
Cherry Hill Dist 15	289	16	5.54%	38	37	41	11	0
Cherry Hill Dist 16	475	49	10.32%	19	20	19	2	2
Cherry Hill Dist 17	347	23	6.63%	50	41	42	4	0
Cherry Hill Dist 18	463	54	11.66%	27	29	27	8	0
Cherry Hill Dist 19	334	34	10.18%	34	31	32	5	0
Cherry Hill Dist 20	414	44	10.63%	32	29	30	5	0
Cherry Hill Dist 21	483	40	8.28%	30	29	27	8	0
Cherry Hill Dist 22	442	38	8.60%	21	23	23	5	0
Cherry Hill Dist 23	334	26	7.78%	20	25	24	8	1
Cherry Hill Dist 24	414	27	6.52%	38	42	40	12	0
Cherry Hill Dist 25	475	51	10.74%	18	16	16	4	0
Cherry Hill Dist 26	390	24	6.15%	42	42	43	4	0
Cherry Hill Dist 27	529	59	11.15%	42	42	43	17	0
Cherry Hill Dist 28	423	30	7.09%	26	23	26	3	0
Cherry Hill Dist 29	535	35	6.54%	32	29	28	7	0
Cherry Hill Dist 30	508	39	7.68%	31	26	27	10	0
Cherry Hill Dist 31	381	24	6.30%	17	21	21	2	0
Cherry Hill Dist 32	527	79	14.99%	69	56	57	2	0
Cherry Hill Dist 33	376	46	12.23%	39	38	38	3	0
Cherry Hill Dist 34	426	28	6.57%	22	20	21	6	0
Cherry Hill Dist 35	479	31	6.47%	27	24	25	5	0
Cherry Hill Dist 36	389	22	5.66%	15	13	14	3	0
Cherry Hill Dist 37	415	13	3.13%	11	10	10	0	1
Cherry Hill Dist 37	463	35	7.56%	26	26	22	7	0

Camden County  
 Primary Election  
 June 5, 2012

Official Results


  
 Joseph Ripa  
 Camden County Clerk

**DEMOCRATIC BOARD OF CHOSEN FREEHOLDERS**  
 Vote for 3

	Registered Voters	Ballots Cast	% Turnout	Jeffrey L. Nash	Ian K. Leonard	Michelle A. Gentek	Michael Leonetti	Write-In
Cherry Hill Dist 38	379	25	6.60%	23	25	24	3	0
Cherry Hill Dist 39	567	38	6.70%	35	31	31	2	0
Cherry Hill Dist 40	353	24	6.80%	18	19	20	5	0
Cherry Hill Dist 41	313	20	6.39%	14	16	15	4	0
Cherry Hill Dist 42	257	22	8.56%	20	18	19	5	0
Cherry Hill Dist 43	376	22	5.85%	18	20	21	4	0
Cherry Hill Dist 44	478	18	3.77%	15	15	16	2	0
Cherry Hill Dist 45	540	37	6.85%	35	32	32	0	0
Cherry Hill Dist 46	412	21	5.10%	20	17	16	2	0
Cherry Hill Dist 47	427	30	7.03%	25	23	23	3	0
Cherry Hill Dist 48	193	23	11.92%	19	18	18	3	0
Cherry Hill Mail-In Ballot	0	294	0.00%	226	242	230	61	9
Cherry Hill Provisional	0	2	0.00%	1	2	2	1	0
Cherry Hill Mail-In Ballot Rejected	0	0	0.00%	0	0	0	0	0
Cherry Hill Provisional Rejected	0	0	0.00%	0	0	0	0	0
Cherry Hill Emergency Ballots	0	0	0.00%	0	0	0	0	0
<b>Totals - Cherry Hill</b>	<b>20034</b>	<b>1884</b>	<b>9.40%</b>	<b>1526</b>	<b>1487</b>	<b>1477</b>	<b>295</b>	<b>17</b>
Chesilhurst Dist 1	688	146	21.22%	119	106	103	10	0
Chesilhurst Mail-In Ballot	0	10	0.00%	7	7	8	2	0
Chesilhurst Provisional	0	1	0.00%	0	0	0	0	0
Chesilhurst Mail-In Ballot Rejected	0	0	0.00%	0	0	0	0	0
Chesilhurst Provisional Rejected	0	0	0.00%	0	0	0	0	0
Chesilhurst Emergency Ballots	0	0	0.00%	0	0	0	0	0
<b>Totals - Chesilhurst</b>	<b>688</b>	<b>157</b>	<b>22.82%</b>	<b>126</b>	<b>115</b>	<b>111</b>	<b>12</b>	<b>0</b>
Clementon Dist 1	311	38	12.22%	22	25	21	6	4
Clementon Dist 2	344	40	11.63%	28	27	28	8	0
Clementon Dist 3	431	40	9.28%	33	28	28	7	0
Clementon Mail-In Ballot	0	5	0.00%	4	5	5	0	0
Clementon Provisional	0	0	0.00%	0	0	0	0	0

Camden County  
 Primary Election  
 June 5, 2012

Official Results

  
 Joseph Ripa  
 Camden County Clerk

DEMOCRATIC BOARD OF CHOSEN FREEHOLDERS

Vote for 3

	Registered Voters	Ballots Cast	% Turnout	Jeffrey L. Nash	Ian K. Leonard	Michelle A. Gentek	Michael Leonetti	Write-In
Clementon Mail-In Ballot Rejected	0	0	0.00%	0	0	0	0	0
Clementon Provisional Rejected	0	0	0.00%	0	0	0	0	0
Clementon Emergency Ballots	0	0	0.00%	0	0	0	0	0
<b>Totals - Clementon</b>	<b>1086</b>	<b>123</b>	<b>11.33%</b>	<b>87</b>	<b>85</b>	<b>82</b>	<b>21</b>	<b>4</b>
Collingswood Dist 1	328	34	10.37%	23	22	22	11	0
Collingswood Dist 2	462	51	11.04%	32	38	38	19	0
Collingswood Dist 3	264	24	9.09%	17	16	16	7	0
Collingswood Dist 4	293	28	9.56%	21	22	21	4	0
Collingswood Dist 5	377	52	13.79%	41	37	33	7	0
Collingswood Dist 6	317	28	8.83%	19	18	20	15	0
Collingswood Dist 7	395	33	8.35%	21	20	24	10	4
Collingswood Dist 8	367	26	7.08%	18	21	21	9	0
Collingswood Dist 9	522	70	13.41%	44	52	49	25	0
Collingswood Dist 10	332	46	13.86%	33	33	32	19	0
Collingswood Dist 11	349	20	5.73%	14	12	13	5	2
Collingswood Dist 12	255	17	6.67%	8	11	9	6	0
Collingswood Mail-In Ballot	0	38	0.00%	31	33	31	5	0
Collingswood Provisional	0	0	0.00%	0	0	0	0	0
Collingswood Mail-In Ballot Rejected	0	0	0.00%	0	0	0	0	0
Collingswood Provisional Rejected	0	0	0.00%	0	0	0	0	0
Collingswood Emergency Ballots	0	0	0.00%	0	0	0	0	0
<b>Totals - Collingswood</b>	<b>4261</b>	<b>467</b>	<b>10.96%</b>	<b>322</b>	<b>335</b>	<b>329</b>	<b>142</b>	<b>6</b>
Gibbsboro Dist 1	356	37	10.39%	29	28	25	3	0
Gibbsboro Dist 2	275	24	8.73%	19	18	19	4	0
Gibbsboro Mail-In Ballot	0	4	0.00%	1	4	4	3	0
Gibbsboro Provisional	0	0	0.00%	0	0	0	0	0
Gibbsboro Mail-In Ballot Rejected	0	0	0.00%	0	0	0	0	0
Gibbsboro Provisional Rejected	0	0	0.00%	0	0	0	0	0
Gibbsboro Emergency Ballots	0	0	0.00%	0	0	0	0	0

Camden County  
 Primary Election  
 June 5, 2012

Official Results


  
 Joseph Ripa  
 Camden County Clerk

DEMOCRATIC BOARD OF CHOSEN FREEHOLDERS  
 Vote for 3

	Registered Voters	Ballots Cast	% Turnout	Jeffrey L. Nash	Ian K. Leonard	Michelle A. Gentek	Michael Leonetti	Write-In
Totals - Gibbsboro	631	65	10.30%	49	50	48	10	0
Gloucester City W1 D1	213	35	16.43%	27	26	26	5	0
Gloucester City W1 D2	217	24	11.06%	19	16	17	2	0
Gloucester City W1 D3	313	87	27.80%	60	57	57	10	0
Gloucester City W1 D4	326	79	24.23%	46	44	44	19	0
Gloucester City Ward 1 Mail-In Ballot	0	5	0.00%	5	5	5	0	0
Gloucester City Ward 1 Provisional	0	0	0.00%	0	0	0	0	0
Gloucester City W1 Mail-In Ballot Rejected	0	0	0.00%	0	0	0	0	0
Gloucester City W1 Provisional Rejected	0	0	0.00%	0	0	0	0	0
Gloucester City W1 Emergency Ballots	0	0	0.00%	0	0	0	0	0
Totals - Gloucester City W1	1069	230	21.52%	157	148	149	36	0
Gloucester City W2 D1	266	29	10.90%	21	21	22	5	0
Gloucester City W2 D2	424	49	11.56%	34	38	37	5	0
Gloucester City W2 D3	534	69	12.92%	50	42	44	10	2
Gloucester City Ward 2 Mail-In Ballot	0	10	0.00%	9	6	5	2	0
Gloucester City Ward 2 Provisional	0	0	0.00%	0	0	0	0	0
Gloucester City W2 Mail-In Ballot Rejected	0	0	0.00%	0	0	0	0	0
Gloucester City W2 Provisional Rejected	0	0	0.00%	0	0	0	0	0
Gloucester City W2 Emergency Ballots	0	0	0.00%	0	0	0	0	0
Totals - Gloucester City W2	1224	157	12.83%	114	107	108	22	2
Gloucester City W3 D1	505	49	9.70%	33	34	33	11	0
Gloucester City W3 D2	433	52	12.01%	38	36	37	10	0
Gloucester City Ward 3 Mail-In Ballot	0	5	0.00%	5	5	5	0	0
Gloucester City Ward 3 Provisional	0	0	0.00%	0	0	0	0	0
Gloucester City W3 Mail-In Ballot Rejected	0	0	0.00%	0	0	0	0	0
Gloucester City W3 Provisional Rejected	0	0	0.00%	0	0	0	0	0
Gloucester City W3 Emergency Ballots	0	0	0.00%	0	0	0	0	0

Camden County  
 Primary Election  
 June 5, 2012

Official Results

  
 Joseph Ripa  
 Camden County Clerk

DEMOCRATIC BOARD OF CHOSEN FREEHOLDERS  
 Vote for 3

	Registered Voters	Ballots Cast	% Turnout	Jeffrey L. Nash	Ian K. Leonard	Michelle A. Gentek	Michael Leonetti	Write-In
Totals - Gloucester City W3	938	106	11.30%	76	75	75	21	0
Totals - Gloucester City	3231	493	15.26%	347	330	332	79	2
Gloucester Twp Dist 1	259	22	8.49%	16	18	17	5	0
Gloucester Twp Dist 2	296	33	11.15%	29	30	28	5	0
Gloucester Twp Dist 3	296	29	9.80%	24	21	23	5	0
Gloucester Twp Dist 4	399	43	10.78%	36	31	31	5	0
Gloucester Twp Dist 5	454	54	11.89%	41	39	36	11	0
Gloucester Twp Dist 6	494	29	5.87%	23	28	26	7	0
Gloucester Twp Dist 7	426	44	10.33%	33	37	39	8	0
Gloucester Twp Dist 8	463	54	11.66%	40	37	37	8	0
Gloucester Twp Dist 9	442	33	7.47%	24	26	25	8	0
Gloucester Twp Dist 10	391	30	7.67%	20	24	23	8	0
Gloucester Twp Dist 11	384	33	8.59%	23	24	24	9	0
Gloucester Twp Dist 12	468	44	9.40%	38	34	37	8	0
Gloucester Twp Dist 13	560	48	8.57%	36	35	37	6	0
Gloucester Twp Dist 14	412	55	13.35%	45	40	41	8	0
Gloucester Twp Dist 15	487	44	9.03%	32	31	34	8	0
Gloucester Twp Dist 16	459	32	6.97%	26	20	24	6	0
Gloucester Twp Dist 17	679	57	8.39%	45	46	49	8	0
Gloucester Twp Dist 18	457	57	12.47%	46	43	42	7	0
Gloucester Twp Dist 19	467	48	10.28%	37	36	35	7	0
Gloucester Twp Dist 20	469	56	11.94%	46	47	45	7	0
Gloucester Twp Dist 21	276	16	5.80%	9	14	13	7	0
Gloucester Twp Dist 22	411	56	13.63%	45	43	42	6	0
Gloucester Twp Dist 23	512	66	12.89%	53	58	51	8	1
Gloucester Twp Dist 24	469	45	9.59%	33	35	34	9	0
Gloucester Twp Dist 25	472	41	8.69%	25	26	27	10	0
Gloucester Twp Dist 26	324	31	9.57%	23	20	18	5	0
Gloucester Twp Dist 27	343	26	7.58%	22	21	20	5	0
Gloucester Twp Dist 28	448	50	11.16%	36	32	36	11	0

Camden County  
 Primary Election  
 June 5, 2012

Official Results

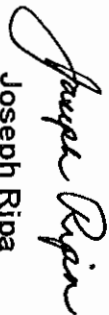
  
 Joseph Ripa  
 Camden County Clerk

DEMOCRATIC BOARD OF CHOSEN FREEHOLDERS  
 Vote for 3

	Registered Voters	Ballots Cast	% Turnout	Jeffrey L. Nash	Ian K. Leonard	Michelle A. Gentek	Michael Leonetti	Write-In
Gloucester Twp Dist 29	457	38	8.32%	28	27	27	4	0
Gloucester Twp Dist 30	457	36	7.88%	30	28	29	5	0
Gloucester Twp Dist 31	331	32	9.67%	23	25	24	9	0
Gloucester Twp Dist 32	496	39	7.86%	35	28	31	5	0
Gloucester Twp Dist 33	510	72	14.12%	59	48	53	7	0
Gloucester Twp Dist 34	377	39	10.34%	31	26	27	7	0
Gloucester Twp Dist 35	480	49	10.21%	42	41	42	6	0
Gloucester Twp Dist 36	317	38	11.99%	31	27	29	5	0
Gloucester Twp Dist 37	221	14	6.33%	12	9	10	1	0
Gloucester Twp Dist 38	214	22	10.28%	16	18	18	2	0
Gloucester Twp Dist 39	202	13	6.44%	9	10	10	4	0
Gloucester Twp Dist 40	461	27	5.86%	18	19	22	8	0
Gloucester Twp Mail-In Ballot	0	278	0.00%	198	231	239	57	0
Gloucester Twp Provisional	0	6	0.00%	5	5	5	1	0
Gloucester Twp Mail-In Ballot Rejected	0	0	0.00%	0	0	0	0	0
Gloucester Twp Provisional Rejected	0	0	0.00%	0	0	0	0	0
Gloucester Twp Emergency Ballots	0	0	0.00%	0	0	0	0	0
<b>Totals - Gloucester Twp</b>	<b>16540</b>	<b>1879</b>	<b>11.36%</b>	<b>1443</b>	<b>1438</b>	<b>1460</b>	<b>326</b>	<b>1</b>
Haddon Twp Dist 1	271	20	7.38%	11	10	12	7	0
Haddon Twp Dist 2	296	31	10.47%	21	20	22	8	0
Haddon Twp Dist 3	431	35	8.12%	25	23	20	10	0
Haddon Twp Dist 4	239	27	11.30%	16	16	19	9	0
Haddon Twp Dist 5	213	20	9.39%	15	16	16	3	0
Haddon Twp Dist 6	255	33	12.94%	25	23	22	10	0
Haddon Twp Dist 7	244	27	11.07%	22	20	21	6	2
Haddon Twp Dist 8	338	25	7.40%	21	20	19	6	0
Haddon Twp Dist 9	233	33	14.16%	25	25	24	9	0
Haddon Twp Dist 10	279	22	7.89%	16	16	20	10	0
Haddon Twp Dist 11	307	17	5.54%	10	9	9	7	1
Haddon Twp Dist 12	465	35	7.53%	21	23	23	7	0
Haddon Twp Dist 13	208	20	9.62%	11	13	14	8	0

Camden County  
 Primary Election  
 June 5, 2012

Official Results

  
 Joseph Ripa  
 Camden County Clerk


DEMOCRATIC BOARD OF CHOSEN FREEHOLDERS

Vote for 3

	Registered Voters	Ballots Cast	% Turnout	Jeffrey L. Nash	Ian K. Leonard	Michelle A. Gentek	Michael Leonetti	Write-In
Haddon Twp Dist 14	293	41	13.99%	27	24	26	10	0
Haddon Twp Dist 15	312	54	17.31%	40	42	40	14	0
Haddon Twp Mail-In Ballot	0	52	0.00%	38	41	45	13	2
Haddon Twp Provisional	0	0	0.00%	0	0	0	0	0
Haddon Twp Mail-In Ballot Rejected	0	0	0.00%	0	0	0	0	0
Haddon Twp Provisional Rejected	0	0	0.00%	0	0	0	0	0
Haddon Twp Emergency Ballots	0	0	0.00%	0	0	0	0	0
<b>Totals - Haddon Twp</b>	<b>4384</b>	<b>492</b>	<b>11.22%</b>	<b>344</b>	<b>341</b>	<b>352</b>	<b>137</b>	<b>5</b>
Haddonfield Dist 1	368	24	6.52%	16	20	19	6	0
Haddonfield Dist 2	478	44	9.21%	34	30	31	9	0
Haddonfield Dist 3	367	33	8.99%	24	22	22	6	2
Haddonfield Dist 4	184	8	4.35%	5	6	5	2	0
Haddonfield Dist 5	160	9	5.63%	6	5	5	2	0
Haddonfield Dist 6	352	33	9.38%	26	26	26	9	0
Haddonfield Dist 7	330	32	9.70%	26	25	27	4	0
Haddonfield Dist 8	399	29	7.27%	21	20	21	10	0
Haddonfield Dist 9	398	30	7.54%	24	26	25	6	0
Haddonfield Dist 10	243	19	7.82%	8	11	10	6	2
Haddonfield Mail-In Ballot	0	36	0.00%	28	28	27	7	0
Haddonfield Provisional	0	1	0.00%	1	1	1	0	0
Haddonfield Mail-In Ballot Rejected	0	0	0.00%	0	0	0	0	0
Haddonfield Provisional Rejected	0	0	0.00%	0	0	0	0	0
Haddonfield Emergency Ballots	0	0	0.00%	0	0	0	0	0
<b>Totals - Haddonfield</b>	<b>3279</b>	<b>298</b>	<b>9.09%</b>	<b>219</b>	<b>220</b>	<b>219</b>	<b>67</b>	<b>4</b>
Haddon Heights Dist 1	284	26	9.15%	17	22	21	5	0
Haddon Heights Dist 2	242	15	6.20%	7	9	10	6	0
Haddon Heights Dist 3	333	15	4.50%	8	9	11	5	0
Haddon Heights Dist 4	232	27	11.64%	18	18	20	7	0
Haddon Heights Dist 5	330	25	7.58%	16	17	15	6	0

Camden County  
 Primary Election  
 June 5, 2012

Official Results

  
 Joseph Ripa  
 Camden County Clerk

DEMOCRATIC BOARD OF CHOSEN FREEHOLDERS


Vote for 3

	Registered Voters	Ballots Cast	% Turnout	Jeffrey L. Nash	Ian K. Leonard	Michelle A. Gentek	Michael Leonetti	Write-In
Haddon Heights Dist 6	358	25	6.98%	20	19	20	6	0
Haddon Heights Dist 7	351	30	8.55%	22	22	20	8	0
Haddon Heights Mail-In Ballot	0	21	0.00%	12	13	12	6	0
Haddon Heights Provisional	0	1	0.00%	1	1	1	0	0
Haddon Heights Mail-In Ballot Rejected	0	0	0.00%	0	0	0	0	0
Haddon Heights Provisional Rejected	0	0	0.00%	0	0	0	0	0
Haddon Heights Emergency Ballots	0	0	0.00%	0	0	0	0	0
<b>Totals - Haddon Heights</b>	<b>2130</b>	<b>185</b>	<b>8.69%</b>	<b>121</b>	<b>130</b>	<b>130</b>	<b>49</b>	<b>0</b>
Hi-Nella Dist 1	245	26	10.61%	19	16	16	8	0
Hi Nella Mail-In Ballot	0	5	0.00%	5	5	3	0	0
Hi Nella Provisional	0	0	0.00%	0	0	0	0	0
Hi Nella Mail-In Ballot Rejected	0	0	0.00%	0	0	0	0	0
Hi Nella Provisional Rejected	0	0	0.00%	0	0	0	0	0
Hi Nella Emergency Ballots	0	0	0.00%	0	0	0	0	0
<b>Totals - Hi-Nella</b>	<b>245</b>	<b>31</b>	<b>12.65%</b>	<b>24</b>	<b>21</b>	<b>19</b>	<b>8</b>	<b>0</b>
Laurel Springs Dist 1	243	22	9.05%	17	18	15	6	0
Laurel Springs Dist 2	250	34	13.60%	25	29	29	7	0
Laurel Springs Mail-In Ballot	0	6	0.00%	5	5	5	1	0
Laurel Springs Provisional	0	0	0.00%	0	0	0	0	0
Laurel Springs Mail-In Ballot Rejected	0	0	0.00%	0	0	0	0	0
Laurel Springs Provisional Rejected	0	0	0.00%	0	0	0	0	0
Laurel Springs Emergency Ballots	0	0	0.00%	0	0	0	0	0
<b>Totals - Laurel Springs</b>	<b>493</b>	<b>62</b>	<b>12.58%</b>	<b>47</b>	<b>52</b>	<b>49</b>	<b>14</b>	<b>0</b>
Lawnside Dist 1	719	168	23.37%	139	128	123	11	0
Lawnside Dist 2	738	145	19.65%	119	112	114	11	0
Lawnside Mail-In Ballot	0	25	0.00%	18	21	21	4	0
Lawnside Provisional	0	0	0.00%	0	0	0	0	0



Camden County  
 Primary Election  
 June 5, 2012

Official Results

  
 Joseph Ripa  
 Camden County Clerk

DEMOCRATIC BOARD OF CHOSEN FREEHOLDERS

Vote for 3

	Registered Voters	Ballots Cast	% Turnout	Jeffrey L. Nash	Ian K. Leonard	Michelle A. Gentek	Michael Leonetti	Write-In
Lawnside Mail-In Ballot Rejected	0	0	0.00%	0	0	0	0	0
Lawnside Provisional Rejected	0	0	0.00%	0	0	0	0	0
Lawnside Emergency Ballots	0	0	0.00%	0	0	0	0	0
<b>Totals - Lawnside</b>	<b>1457</b>	<b>338</b>	<b>23.20%</b>	<b>276</b>	<b>261</b>	<b>258</b>	<b>26</b>	<b>0</b>
Lindenwold Dist 1	618	75	12.14%	53	53	51	13	2
Lindenwold Dist 2	486	58	11.93%	41	44	47	11	0
Lindenwold Dist 3	452	72	15.93%	52	51	50	12	0
Lindenwold Dist 4	615	94	15.28%	78	67	68	10	0
Lindenwold Dist 5	555	85	15.32%	71	64	64	3	0
Lindenwold Dist 6	562	87	15.48%	75	69	67	11	0
Lindenwold Dist 7	311	30	9.65%	21	21	21	5	0
Lindenwold Dist 8	530	48	9.06%	38	37	37	8	0
Lindenwold Dist 9	344	72	20.93%	61	58	57	12	0
Lindenwold Mail-In Ballot	0	52	0.00%	37	43	40	11	1
Lindenwold Provisional	0	4	0.00%	2	2	3	0	0
Lindenwold Mail-In Ballot Rejected	0	0	0.00%	0	0	0	0	0
Lindenwold Provisional Rejected	0	0	0.00%	0	0	0	0	0
Lindenwold Emergency Ballots	0	0	0.00%	0	0	0	0	0
<b>Totals - Lindenwold</b>	<b>4473</b>	<b>677</b>	<b>15.14%</b>	<b>529</b>	<b>509</b>	<b>505</b>	<b>96</b>	<b>3</b>
Magnolia Dist 1	323	34	10.53%	30	26	26	2	0
Magnolia Dist 2	228	38	16.67%	29	31	30	4	0
Magnolia Dist 3	293	28	9.56%	19	21	19	8	0
Magnolia Dist 4	337	53	15.73%	39	41	38	8	0
Magnolia Mail-In Ballot	0	9	0.00%	6	8	5	2	0
Magnolia Provisional	0	0	0.00%	0	0	0	0	0
Magnolia Mail-In Ballot Rejected	0	0	0.00%	0	0	0	0	0
Magnolia Provisional Rejected	0	0	0.00%	0	0	0	0	0
Magnolia Emergency Ballots	0	0	0.00%	0	0	0	0	0

Camden County  
 Primary Election  
 June 5, 2012

Official Results

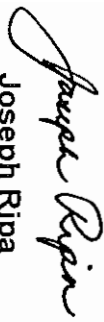
*Joseph Ripa*  
 Joseph Ripa  
 Camden County Clerk

**DEMOCRATIC BOARD OF CHOSEN FREEHOLDERS**  
 Vote for 3

	Registered Voters	Ballots Cast	% Turnout	Jeffrey L. Nash	Ian K. Leonard	Michelle A. Gentek	Michael Leonetti	Write-In
Totals - Magnolia	1181	162	13.72%	123	127	118	24	0
Merchantville Dist 1	434	43	9.91%	34	34	34	6	1
Merchantville Dist 2	486	30	6.17%	28	28	27	1	0
Merchantville Dist 3	259	30	11.58%	23	25	23	6	0
Merchantville Mail-In Ballot	0	15	0.00%	9	8	8	1	0
Merchantville Provisional	0	1	0.00%	1	1	1	0	0
Merchantville Mail-In Ballot Rejected	0	0	0.00%	0	0	0	0	0
Merchantville Provisional Rejected	0	0	0.00%	0	0	0	0	0
Merchantville Emergency Ballots	0	0	0.00%	0	0	0	0	0
Totals - Merchantville	1179	119	10.09%	95	96	93	14	1
Mt. Ephraim Dist 1	305	39	12.79%	24	24	21	11	0
Mt. Ephraim Dist 2	386	24	6.22%	17	16	15	6	0
Mt. Ephraim Dist 3	344	41	11.92%	31	27	29	9	3
Mt. Ephraim Dist 4	370	24	6.49%	16	17	19	5	0
Mt. Ephraim Mail-In Ballot	0	23	0.00%	18	15	15	5	0
Mt. Ephraim Provisional	0	0	0.00%	0	0	0	0	0
Mt. Ephraim Mail-In Ballot Rejected	0	0	0.00%	0	0	0	0	0
Mt. Ephraim Provisional Rejected	0	0	0.00%	0	0	0	0	0
Mt. Ephraim Emergency Ballots	0	0	0.00%	0	0	0	0	0
Totals - Mt. Ephraim	1405	151	10.75%	106	99	99	36	3
Oaklyn Dist 1	276	38	13.77%	26	30	30	10	0
Oaklyn Dist 2	294	36	12.24%	25	21	25	10	0
Oaklyn Dist 3	316	32	10.13%	18	23	21	11	0
Oaklyn Dist 4	280	48	17.14%	33	34	32	10	0
Oaklyn Mail-In Ballot	0	16	0.00%	14	15	11	4	0
Oaklyn Provisional	0	1	0.00%	0	0	0	0	0
Oaklyn Mail-In Ballot Rejected	0	0	0.00%	0	0	0	0	0
Oaklyn Provisional Rejected	0	0	0.00%	0	0	0	0	0

Camden County  
 Primary Election  
 June 5, 2012

Official Results

  
 Joseph Ripa  
 Camden County Clerk


DEMOCRATIC BOARD OF CHOSEN FREEHOLDERS

Vote for 3

	Registered Voters	Ballots Cast	% Turnout	Jeffrey L. Nash	Ian K. Leonard	Michelle A. Gentek	Michael Leonetti	Write-In
Oaklyn Emergency Ballots	0	0	0.00%	0	0	0	0	0
Totals - Oaklyn	1166	171	14.67%	116	123	119	45	0
Pennsauken Dist 1	425	81	19.06%	70	69	70	5	0
Pennsauken Dist 2	718	106	14.76%	90	86	86	8	3
Pennsauken Dist 3	427	39	9.13%	30	26	30	4	0
Pennsauken Dist 4	561	86	15.33%	69	60	60	8	0
Pennsauken Dist 5	307	25	8.14%	21	21	21	4	0
Pennsauken Dist 6	432	51	11.81%	40	32	37	9	0
Pennsauken Dist 7	462	44	9.52%	38	37	36	3	0
Pennsauken Dist 8	362	46	12.71%	39	44	41	2	0
Pennsauken Dist 9	283	23	8.13%	20	20	20	2	0
Pennsauken Dist 10	379	54	14.25%	47	45	45	6	0
Pennsauken Dist 11	361	61	16.90%	48	49	49	9	0
Pennsauken Dist 12	343	42	12.24%	37	38	29	2	0
Pennsauken Dist 13	361	50	13.85%	37	36	35	7	0
Pennsauken Dist 14	500	81	16.20%	64	63	63	6	3
Pennsauken Dist 15	484	62	12.81%	50	46	48	6	0
Pennsauken Dist 16	364	62	17.03%	51	50	51	2	0
Pennsauken Dist 17	485	67	13.81%	45	49	51	19	0
Pennsauken Dist 18	590	79	13.39%	55	56	52	20	1
Pennsauken Dist 19	263	32	12.17%	29	28	28	3	0
Pennsauken Dist 20	426	83	19.48%	73	73	68	6	0
Pennsauken Dist 21	296	44	14.86%	35	38	38	9	0
Pennsauken Dist 22	411	108	26.28%	86	85	90	11	0
Pennsauken Dist 23	369	44	11.92%	37	36	33	5	0
Pennsauken Dist 24	240	24	10.00%	21	20	20	3	0
Pennsauken Mail-In Ballot	0	89	0.00%	70	83	83	17	0
Pennsauken Provisional	0	3	0.00%	2	3	3	1	0
Pennsauken Mail-In Ballot Rejected	0	0	0.00%	0	0	0	0	0
Pennsauken Provisional Rejected	0	0	0.00%	0	0	0	0	0
Pennsauken Emergency Ballots	0	0	0.00%	0	0	0	0	0

Camden County  
 Primary Election  
 June 5, 2012

Official Results


  
 Joseph Ripa  
 Camden County Clerk

DEMOCRATIC BOARD OF CHOSEN FREEHOLDERS  
 Vote for 3

	Registered Voters	Ballots Cast	% Turnout	Jeffrey L. Nash	Ian K. Leonard	Michelle A. Gentek	Michael Leonetti	Write-In
Totals - Pennsauken	9849	1486	15.09%	1204	1193	1187	177	7
Pine Hill Dist 1	316	49	15.51%	34	37	35	10	1
Pine Hill Dist 2	436	35	8.03%	27	25	25	5	1
Pine Hill Dist 3	450	50	11.11%	37	41	41	7	0
Pine Hill Dist 4	509	71	13.95%	58	57	51	7	0
Pine Hill Dist 5	523	73	13.96%	56	55	54	15	0
Pine Hill Dist 6	345	29	8.41%	24	24	24	3	0
Pine Hill Mail-In Ballot	0	28	0.00%	19	23	23	10	0
Pine Hill Provisional	0	1	0.00%	0	1	1	1	0
Pine Hill Mail-In Ballot Rejected	0	0	0.00%	0	0	0	0	0
Pine Hill Provisional Rejected	0	0	0.00%	0	0	0	0	0
Pine Hill Emergency Ballots	0	0	0.00%	0	0	0	0	0
Totals - Pine Hill	2579	336	13.03%	255	263	254	58	2
Pine Valley Dist 1	4	0	0.00%	0	0	0	0	0
Pine Valley Mail-In Ballot	0	0	0.00%	0	0	0	0	0
Pine Valley Provisional	0	0	0.00%	0	0	0	0	0
Pine Valley Mail-In Ballot Rejected	0	0	0.00%	0	0	0	0	0
Pine Valley Provisional Rejected	0	0	0.00%	0	0	0	0	0
Pine Valley Emergency Ballots	0	0	0.00%	0	0	0	0	0
Totals - Pine Valley	4	0	0.00%	0	0	0	0	0
Runnemede Dist 1	376	108	28.72%	53	62	59	39	0
Runnemede Dist 2	507	162	31.95%	67	85	81	58	2
Runnemede Dist 3	348	105	30.17%	55	53	55	34	0
Runnemede Dist 4	487	149	30.60%	84	83	77	38	0
Runnemede Dist 5	612	218	35.62%	88	104	104	85	0
Runnemede Dist 6	615	240	39.02%	112	125	122	69	1
Runnemede Mail-In Ballot	0	65	0.00%	37	43	46	19	1

Camden County  
 Primary Election  
 June 5, 2012

Official Results

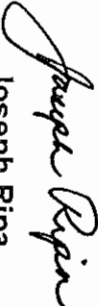
  
 Joseph Ripa  
 Camden County Clerk

DEMOCRATIC BOARD OF CHOSEN FREEHOLDERS  
 Vote for 3

	Registered Voters	Ballots Cast	% Turnout	Jeffrey L. Nash	Ian K. Leonard	Michelle A. Gentek	Michael Leonetti	Write-In
Runnemedede Provisional	0	2	0.00%	2	2	2	0	0
Runnemedede Mail-In Ballot Rejected	0	0	0.00%	0	0	0	0	0
Runnemedede Provisional Rejected	0	0	0.00%	0	0	0	0	0
Runnemedede Emergency Ballots	0	0	0.00%	0	0	0	0	0
<b>Totals - Runnemedede</b>	<b>2945</b>	<b>1049</b>	<b>35.62%</b>	<b>498</b>	<b>557</b>	<b>546</b>	<b>342</b>	<b>4</b>
Somerdale Dist 1	637	64	10.05%	38	47	47	16	2
Somerdale Dist 2	411	56	13.63%	43	44	42	11	0
Somerdale Dist 3	442	76	17.19%	62	55	52	7	0
Somerdale Dist 4	416	59	14.18%	50	46	45	5	0
Somerdale Mail-In Ballot	0	13	0.00%	10	10	12	3	0
Somerdale Provisional	0	0	0.00%	0	0	0	0	0
Somerdale Mail-In Ballot Rejected	0	0	0.00%	0	0	0	0	0
Somerdale Provisional Rejected	0	0	0.00%	0	0	0	0	0
Somerdale Emergency Ballots	0	0	0.00%	0	0	0	0	0
<b>Totals - Somerdale</b>	<b>1906</b>	<b>268</b>	<b>14.06%</b>	<b>203</b>	<b>202</b>	<b>198</b>	<b>42</b>	<b>2</b>
Stratford Dist 1	199	26	13.07%	17	19	20	8	0
Stratford Dist 2	313	23	7.35%	14	13	12	7	0
Stratford Dist 3	275	28	10.18%	23	22	19	6	0
Stratford Dist 4	385	30	7.79%	19	23	20	5	0
Stratford Dist 5	228	17	7.46%	13	10	10	0	0
Stratford Dist 6	308	24	7.79%	19	19	21	5	0
Stratford Mail-In Ballot	0	17	0.00%	9	14	15	6	0
Stratford Provisional	0	0	0.00%	0	0	0	0	0
Stratford Mail-In Ballot Rejected	0	0	0.00%	0	0	0	0	0
Stratford Provisional Rejected	0	0	0.00%	0	0	0	0	0
Stratford Emergency Ballots	0	0	0.00%	0	0	0	0	0
<b>Totals - Stratford</b>	<b>1708</b>	<b>165</b>	<b>9.66%</b>	<b>114</b>	<b>120</b>	<b>117</b>	<b>37</b>	<b>0</b>

Camden County  
 Primary Election  
 June 5, 2012

Official Results

  
 Joseph Ripa  
 Camden County Clerk


**DEMOCRATIC BOARD OF CHOSEN FREEHOLDERS**

Vote for 3

	Registered Voters	Ballots Cast	% Turnout	Jeffrey L. Nash	Ian K. Leonard	Michelle A. Gentek	Michael Leonetti	Write-In
Tavistock Dist 1	1	0	0.00%	0	0	0	0	0
Tavistock Mail-In Ballot	0	0	0.00%	0	0	0	0	0
Tavistock Provisional	0	0	0.00%	0	0	0	0	0
Tavistock Mail-In Ballot Rejected	0	0	0.00%	0	0	0	0	0
Tavistock Provisional Rejected	0	0	0.00%	0	0	0	0	0
Tavistock Emergency Ballots	0	0	0.00%	0	0	0	0	0
<b>Totals - Tavistock</b>	<b>1</b>	<b>0</b>	<b>0.00%</b>	<b>0</b>	<b>0</b>	<b>0</b>	<b>0</b>	<b>0</b>
Voorhees Dist 1	499	69	13.83%	57	55	51	7	0
Voorhees Dist 2	467	61	13.06%	44	48	51	14	0
Voorhees Dist 3	411	32	7.79%	29	25	25	2	0
Voorhees Dist 4	337	45	13.35%	38	35	31	4	0
Voorhees Dist 5	510	55	10.78%	46	43	47	7	0
Voorhees Dist 6	384	20	5.21%	13	13	13	2	0
Voorhees Dist 7	263	9	3.42%	8	7	7	0	0
Voorhees Dist 8	458	45	9.83%	38	39	37	5	0
Voorhees Dist 9	472	40	8.47%	33	30	31	5	0
Voorhees Dist 10	393	37	9.41%	32	29	30	4	0
Voorhees Dist 11	315	18	5.71%	15	13	12	4	0
Voorhees Dist 12	344	22	6.40%	12	13	12	9	0
Voorhees Dist 13	506	71	14.03%	53	50	52	8	0
Voorhees Dist 14	338	28	8.28%	24	21	20	3	0
Voorhees Dist 15	398	20	5.03%	16	15	16	5	0
Voorhees Dist 16	199	11	5.53%	9	10	10	2	0
Voorhees Dist 17	351	67	19.09%	57	55	55	5	0
Voorhees Dist 18	380	41	10.79%	36	35	33	5	0
Voorhees Dist 19	434	16	3.69%	15	14	15	2	0
Voorhees Mail-In Ballot	0	154	0.00%	120	120	123	36	0
Voorhees Provisional	0	0	0.00%	0	0	0	0	0
Voorhees Mail-In Ballot Rejected	0	0	0.00%	0	0	0	0	0
Voorhees Provisional Rejected	0	0	0.00%	0	0	0	0	0
Voorhees Emergency Ballots	0	0	0.00%	0	0	0	0	0

Camden County  
 Primary Election  
 June 5, 2012

Official Results

  
 Joseph Ripa  
 Camden County Clerk

DEMOCRATIC BOARD OF CHOSEN FREEHOLDERS  
 Vote for 3

	Registered Voters	Ballots Cast	% Turnout	Jeffrey L. Nash	Ian K. Leonard	Michelle A. Gentek	Michael Leonetti	Write-In
Totals - Voorhees	7459	861	11.54%	695	670	671	129	0
Waterford Dist 1	357	22	6.16%	18	16	17	6	0
Waterford Dist 2	425	23	5.41%	14	16	15	6	0
Waterford Dist 3	357	22	6.16%	16	16	15	3	0
Waterford Dist 4	345	35	10.14%	17	14	14	5	1
Waterford Dist 5	333	26	7.81%	21	19	20	4	0
Waterford Dist 6	321	24	7.48%	13	18	17	11	0
Waterford Dist 7	364	13	3.57%	11	10	11	5	0
Waterford Dist 8	128	6	4.69%	3	3	3	1	0
Waterford Mail-In Ballot	0	31	0.00%	23	22	23	9	0
Waterford Provisional	0	1	0.00%	0	0	0	0	0
Waterford Mail-In Ballot Rejected	0	0	0.00%	0	0	0	0	0
Waterford Provisional Rejected	0	0	0.00%	0	0	0	0	0
Waterford Emergency Ballots	0	0	0.00%	0	0	0	0	0
Totals - Waterford	2630	203	7.72%	136	134	135	50	1
Winslow W1 D1	406	40	9.85%	27	27	23	9	0
Winslow W1 D2	399	28	7.02%	22	22	23	5	0
Winslow W1 D3	318	23	7.23%	17	13	14	7	0
Winslow W1 D4	792	81	10.23%	61	55	60	12	0
Winslow W1 D5	450	39	8.67%	28	30	28	7	0
Winslow Ward 1 Mail-In Ballot	0	39	0.00%	24	28	30	13	0
Winslow Ward 1 Provisional	0	0	0.00%	0	0	0	0	0
Winslow W1 Mail-In Ballot Rejected	0	0	0.00%	0	0	0	0	0
Winslow W1 Provisional Rejected	0	0	0.00%	0	0	0	0	0
Winslow W1 Emergency Ballots	0	0	0.00%	0	0	0	0	0
Totals - Winslow W1	2365	250	10.57%	179	175	178	53	0
Winslow W2 D1	947	112	11.83%	88	88	88	16	0

Camden County  
 Primary Election  
 June 5, 2012

Official Results

*Joseph Ripa*  
 Joseph Ripa  
 Camden County Clerk

DEMOCRATIC BOARD OF CHOSEN FREEHOLDERS

Vote for 3

	Registered Voters	Ballots Cast	% Turnout	Jeffrey L. Nash	Ian K. Leonard	Michelle A. Gentek	Michael Leonetti	Write-In
Wnslow W2 D2	70	12	17.14%	12	11	9	0	0
Wnslow W2 D3	633	85	13.43%	72	68	67	11	0
Wnslow W2 D4	837	82	9.80%	60	66	63	15	0
Wnslow W2 D5	245	28	11.43%	22	20	21	6	0
Wnslow Ward 2 Mail-In Ballot	0	23	0.00%	12	15	18	8	0
Wnslow Ward 2 Provisional	0	0	0.00%	0	0	0	0	0
Wnslow W2 Mail-In Ballot Rejected	0	0	0.00%	0	0	0	0	0
Wnslow W2 Provisional Rejected	0	0	0.00%	0	0	0	0	0
Wnslow W2 Emergency Ballots	0	0	0.00%	0	0	0	0	0
<b>Totals - Wnslow W2</b>	<b>2732</b>	<b>342</b>	<b>12.52%</b>	<b>266</b>	<b>268</b>	<b>266</b>	<b>56</b>	<b>0</b>
Wnslow W3 D1	798	162	20.30%	136	134	130	12	0
Wnslow W3 D2	692	99	14.31%	87	79	82	3	0
Wnslow W3 D3	1192	197	16.53%	166	137	144	16	0
Wnslow W3 D4	508	73	14.37%	57	54	51	0	0
Wnslow Ward 3 Mail-In Ballot	0	44	0.00%	35	35	36	7	0
Wnslow Ward 3 Provisional	0	2	0.00%	2	2	2	0	0
Wnslow W3 Mail-In Ballot Rejected	0	0	0.00%	0	0	0	0	0
Wnslow W3 Provisional Rejected	0	0	0.00%	0	0	0	0	0
Wnslow W3 Emergency Ballots	0	0	0.00%	0	0	0	0	0
<b>Totals - Wnslow W3</b>	<b>3190</b>	<b>577</b>	<b>18.09%</b>	<b>483</b>	<b>441</b>	<b>445</b>	<b>50</b>	<b>0</b>
Wnslow W4 D1	297	55	18.52%	47	45	42	9	1
Wnslow W4 D2	625	73	11.68%	59	55	55	15	0
Wnslow W4 D3	637	81	12.72%	65	63	63	9	0
Wnslow W4 D4	469	58	12.37%	44	48	47	13	1
Wnslow W4 D5	636	101	15.88%	87	79	75	9	0
Wnslow Ward 4 Mail-In Ballot	0	15	0.00%	9	10	12	6	0
Wnslow Ward 4 Provisional	0	1	0.00%	1	1	1	0	0
Wnslow W4 Mail-In Ballot Rejected	0	0	0.00%	0	0	0	0	0
Wnslow W4 Provisional Rejected	0	0	0.00%	0	0	0	0	0



Camden County  
 Primary Election  
 June 5, 2012

Official Results

*Joseph Ripa*  
 Joseph Ripa  
 Camden County Clerk

DEMOCRATIC BOARD OF CHOSEN FREEHOLDERS  
 Vote for 3

	Registered Voters	Ballots Cast	% Turnout	Jeffrey L. Nash	Ian K. Leonard	Michelle A. Gentek	Michael Leonetti	Write-In
Winslow W4 Emergency Ballots	0	0	0.00%	0	0	0	0	0
Totals - Winslow W4	2664	384	14.41%	312	301	295	61	2
Totals - Winslow	10951	1553	14.18%	1240	1185	1184	220	2
Woodlynne Dist 1	404	50	12.38%	43	40	39	5	0
Woodlynne Dist 2	322	50	15.53%	36	36	33	6	0
Woodlynne Mail-In Ballot	0	1	0.00%	1	1	1	0	0
Woodlynne Provisional	0	0	0.00%	0	0	0	0	0
Woodlynne Mail-In Ballot Rejected	0	0	0.00%	0	0	0	0	0
Woodlynne Provisional Rejected	0	0	0.00%	0	0	0	0	0
Woodlynne Emergency Ballots	0	0	0.00%	0	0	0	0	0
Totals - Woodlynne	726	101	13.91%	80	77	73	11	0
Totals - Grand Totals	137711	18340	13.32%	13620	13294	13233	3143	77

Camden County  
 Primary Election  
 June 5, 2012

Official Results

  
 Joseph Ripa  
 Camden County Clerk

**DEMOCRATIC AUDUBON PARK COUNCIL**  
 Vote for 2

	Registered Voters	Ballots Cast	% Turnout	Sandra Hook	Fred Passon	Write-In
Audubon Park Dist 1	520	57	10.96%	45	42	0
Audubon Park Mail-In Ballot	0	5	0.00%	2	3	0
Audubon Park Provisional	0	0	0.00%	0	0	0
Audubon Park Mail-In Ballot Rejected	0	0	0.00%	0	0	0
Audubon Park Provisional Rejected	0	0	0.00%	0	0	0
Audubon Park Emergency Ballots	0	0	0.00%	0	0	0
Totals - Audubon Park	520	62	11.92%	47	45	0
Totals - Grand Totals	520	62	11.92%	47	45	0

Camden County  
 Primary Election  
 June 5, 2012

Official Results

  
 Joseph Ripa  
 Camden County Clerk

DEMOCRATIC BARRINGTON COUNCIL UNEX

Vote for 1

	Registered Voters	Ballots Cast	% Turnout	Patricia Nicholson	Write-In
Barrington Dist 1	449	45	10.02%	36	0
Barrington Dist 2	271	21	7.75%	18	0
Barrington Dist 3	371	40	10.78%	35	0
Barrington Dist 4	524	57	10.88%	50	0
Barrington Dist 5	195	16	8.21%	12	0
Barrington Mail-In Ballot	0	19	0.00%	14	0
Barrington Provisional	0	1	0.00%	1	0
Barrington Mail-In Ballot Rejected	0	0	0.00%	0	0
Barrington Provisional Rejected	0	0	0.00%	0	0
Barrington Emergency Ballots	0	0	0.00%	0	0
Totals - Barrington	1810	199	10.99%	166	0
Totals - Grand Totals	1810	199	10.99%	166	0

Camden County  
 Primary Election  
 June 5, 2012

Official Results

  
 Joseph Ripa  
 Camden County Clerk


DEMOCRATIC BARRINGTON COUNCIL

Vote for 2

	Registered Voters	Ballots Cast	% Turnout	Patti Pawling	Shawn Ludwig	Write-In
Barrington Dist 1	449	45	10.02%	38	35	0
Barrington Dist 2	271	21	7.75%	19	15	0
Barrington Dist 3	371	40	10.78%	34	29	0
Barrington Dist 4	524	57	10.88%	49	46	0
Barrington Dist 5	195	16	8.21%	14	13	0
Barrington Mail-In Ballot	0	19	0.00%	15	15	0
Barrington Provisional	0	1	0.00%	1	0	0
Barrington Mail-In Ballot Rejected	0	0	0.00%	0	0	0
Barrington Provisional Rejected	0	0	0.00%	0	0	0
Barrington Emergency Ballots	0	0	0.00%	0	0	0
Totals - Barrington	1810	199	10.99%	170	153	0
Totals - Grand Totals	1810	199	10.99%	170	153	0

Camden County  
 Primary Election  
 June 5, 2012

Official Results

  
 Joseph Ripa  
 Camden County Clerk


DEMOCRATIC BELLMAWR COUNCIL

Vote for 2

	Registered Voters	Ballots Cast	% Turnout	Louis P. Di Angelo	Stephen M. Sauter	Steven B. Hagerty	Robert P. Mortka	Write-In
Bellmawr Dist 1	546	153	28.02%	57	61	89	90	0
Bellmawr Dist 2	578	158	27.34%	64	72	86	76	0
Bellmawr Dist 3	472	108	22.88%	48	49	55	53	0
Bellmawr Dist 4	541	207	38.26%	112	117	87	85	0
Bellmawr Dist 5	374	93	24.87%	38	48	49	39	0
Bellmawr Dist 6	507	128	25.25%	69	72	52	49	0
Bellmawr Dist 7	429	115	26.81%	47	43	63	65	0
Bellmawr Mail-In Ballot	0	52	0.00%	36	38	15	12	0
Bellmawr Provisional	0	4	0.00%	3	1	3	1	0
Bellmawr Mail-In Ballot Rejected	0	0	0.00%	0	0	0	0	0
Bellmawr Provisional Rejected	0	0	0.00%	0	0	0	0	0
Bellmawr Emergency Ballots	0	0	0.00%	0	0	0	0	0
Totals - Bellmawr	3447	1018	29.53%	474	501	499	470	0
Totals - Grand Totals	3447	1018	29.53%	474	501	499	470	0

Camden County  
 Primary Election  
 June 5, 2012

Official Results

  
 Joseph Ripa  
 Camden County Clerk

DEMOCRATIC BERLIN BORO COUNCIL  
 Vote for 2

	Registered Voters	Ballots Cast	% Turnout	Write-In
Berlin Boro Dist 1	288	19	6.60%	0
Berlin Boro Dist 2	374	35	9.36%	0
Berlin Boro Dist 3	422	33	7.82%	0
Berlin Boro Dist 4	408	37	9.07%	2
Berlin Boro Dist 5	194	17	8.76%	0
Berlin Boro Mail-In Ballot	0	31	0.00%	0
Berlin Boro Provisional	0	1	0.00%	0
Berlin Boro Mail-In Ballot Rejected	0	0	0.00%	0
Berlin Boro Provisional Rejected	0	0	0.00%	0
Berlin Boro Emergency Ballots	0	0	0.00%	0
Totals - Berlin Boro	1686	173	10.26%	2
Totals - Grand Totals	1686	173	10.26%	2

Camden County  
 Primary Election  
 June 5, 2012

Official Results


  
 Joseph Ripa  
 Camden County Clerk

**DEMOCRATIC BERLIN TWP COUNCIL**  
 Vote for 2

	Registered Voters	Ballots Cast	% Turnout	Jerome Mc Intosh	Frank Epifanio	Write-In
Berlin Twp Dist 1	436	52	11.93%	45	38	2
Berlin Twp Dist 2	260	33	12.69%	31	22	0
Berlin Twp Dist 3	231	15	6.49%	11	10	0
Berlin Twp Dist 4	577	48	8.32%	35	29	2
Berlin Twp Mail-In Ballot	0	17	0.00%	16	15	0
Berlin Twp Provisional	0	10	0.00%	0	0	0
Berlin Twp Mail-In Ballot Rejected	0	0	0.00%	0	0	0
Berlin Twp Provisional Rejected	0	0	0.00%	0	0	0
Berlin Twp Emergency Ballots	0	0	0.00%	0	0	0
<b>Totals - Berlin Twp</b>	<b>1504</b>	<b>175</b>	<b>11.64%</b>	<b>138</b>	<b>114</b>	<b>4</b>
<b>Totals - Grand Totals</b>	<b>1504</b>	<b>175</b>	<b>11.64%</b>	<b>138</b>	<b>114</b>	<b>4</b>

Camden County  
 Primary Election  
 June 5, 2012

Official Results

  
 Joseph Ripa  
 Camden County Clerk

DEMOCRATIC BROOKLAWN COUNCIL


Vote for 2

	Registered Voters	Ballots Cast	% Turnout	Julie Mc Cleary	James T. Meehan Jr.	Write-In
Brooklawn Dist 1	508	67	13.19%	54	47	1
Brooklawn Mail-In Ballot	0	3	0.00%	3	3	0
Brooklawn Provisional	0	0	0.00%	0	0	0
Brooklawn Mail-In Ballot Rejected	0	0	0.00%	0	0	0
Brooklawn Provisional Rejected	0	0	0.00%	0	0	0
Brooklawn Emergency Ballots	0	0	0.00%	0	0	0
Totals - Brooklawn	508	70	13.78%	57	50	1
Totals - Grand Totals	508	70	13.78%	57	50	1



Camden County  
 Primary Election  
 June 5, 2012

Official Results

  
 Joseph Ripa  
 Camden County Clerk

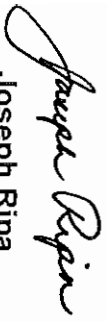
DEMOCRATIC CHESILHURST COUNCIL

Vote for 2

	Registered Voters	Ballots Cast	% Turnout	Herbert Littles	Billy L. Ross Sr.	Write-In
Chesilhurst Dist 1	688	146	21.22%	105	103	1
Chesilhurst Mail-In Ballot	0	10	0.00%	3	5	1
Chesilhurst Provisional	0	1	0.00%	1	1	0
Chesilhurst Mail-In Ballot Rejected	0	0	0.00%	0	0	0
Chesilhurst Provisional Rejected	0	0	0.00%	0	0	0
Chesilhurst Emergency Ballots	0	0	0.00%	0	0	0
<b>Totals - Chesilhurst</b>	<b>688</b>	<b>157</b>	<b>22.82%</b>	<b>109</b>	<b>109</b>	<b>2</b>
<b>Totals - Grand Totals</b>	<b>688</b>	<b>157</b>	<b>22.82%</b>	<b>109</b>	<b>109</b>	<b>2</b>

Camden County  
 Primary Election  
 June 5, 2012

Official Results

  
 Joseph Ripa  
 Camden County Clerk

**DEMOCRATIC CLEMENTON COUNCIL**

Vote for 2

	Registered Voters	Ballots Cast	% Turnout	Mark E. Armbruster	Candice Wilson	Write-In
Clementon Dist 1	311	38	12.22%	25	23	2
Clementon Dist 2	344	40	11.63%	35	30	0
Clementon Dist 3	431	40	9.28%	38	31	0
Clementon Mail-In Ballot	0	5	0.00%	4	5	0
Clementon Provisional	0	0	0.00%	0	0	0
Clementon Mail-In Ballot Rejected	0	0	0.00%	0	0	0
Clementon Provisional Rejected	0	0	0.00%	0	0	0
Clementon Emergency Ballots	0	0	0.00%	0	0	0
<b>Totals - Clementon</b>	<b>1086</b>	<b>123</b>	<b>11.33%</b>	<b>102</b>	<b>89</b>	<b>2</b>
<b>Totals - Grand Totals</b>	<b>1086</b>	<b>123</b>	<b>11.33%</b>	<b>102</b>	<b>89</b>	<b>2</b>

Camden County  
 Primary Election  
 June 5, 2012

Official Results

  
 Joseph Ripa  
 Camden County Clerk

**DEMOCRATIC GIBBSBORO COUNCIL**  
 Vote for 2

	Registered Voters	Ballots Cast	% Turnout	Write-In
Gibbsboro Dist 1	356	37	10.39%	1
Gibbsboro Dist 2	275	24	8.73%	0
Gibbsboro Mail-In Ballot	0	4	0.00%	0
Gibbsboro Provisional	0	0	0.00%	0
Gibbsboro Mail-In Ballot Rejected	0	0	0.00%	0
Gibbsboro Provisional Rejected	0	0	0.00%	0
Gibbsboro Emergency Ballots	0	0	0.00%	0
<b>Totals - Gibbsboro</b>	<b>631</b>	<b>65</b>	<b>10.30%</b>	<b>1</b>
<b>Totals - Grand Totals</b>	<b>631</b>	<b>65</b>	<b>10.30%</b>	<b>1</b>

Camden County  
 Primary Election  
 June 5, 2012

**DEMOCRATIC GLOUCESTER CITY COUNCIL WARD 1**

Official Results

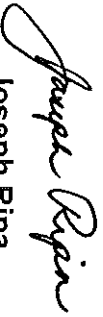
*Joseph Ripa*  
 Joseph Ripa  
 Camden County Clerk

Vote for 1

	Registered Voters	Ballots Cast	% Turnout	Daniel T. Spencer Jr.	Michael E. Walters	Write-In
Gloucester City W1 D1	213	35	16.43%	30	5	0
Gloucester City W1 D2	217	24	11.06%	19	3	0
Gloucester City W1 D3	313	87	27.80%	69	11	0
Gloucester City W1 D4	326	79	24.23%	55	22	0
Gloucester City Ward 1 Mail-In Ballot	0	5	0.00%	4	1	0
Gloucester City Ward 1 Provisional	0	0	0.00%	0	0	0
Gloucester City W1 Mail-In Ballot Rejected	0	0	0.00%	0	0	0
Gloucester City W1 Provisional Rejected	0	0	0.00%	0	0	0
Gloucester City W1 Emergency Ballots	0	0	0.00%	0	0	0
<b>Totals - Gloucester City W1</b>	<b>1069</b>	<b>230</b>	<b>21.52%</b>	<b>177</b>	<b>42</b>	<b>0</b>
<b>Totals - Gloucester City</b>	<b>1069</b>	<b>230</b>	<b>21.52%</b>	<b>177</b>	<b>42</b>	<b>0</b>
<b>Totals - Grand Totals</b>	<b>1069</b>	<b>230</b>	<b>21.52%</b>	<b>177</b>	<b>42</b>	<b>0</b>

Camden County  
 Primary Election  
 June 5, 2012

Official Results

  
 Joseph Ripa  
 Camden County Clerk

**DEMOCRATIC GLOUCESTER CITY COUNCIL WARD 2**

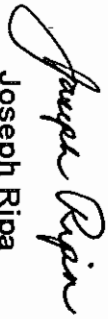
Vote for 1

	Registered Voters	Ballots Cast	% Turnout	James Johnson	Write-In
Gloucester City W2 D1	266	29	10.90%	26	1
Gloucester City W2 D2	424	49	11.56%	43	1
Gloucester City W2 D3	534	69	12.92%	59	0
Gloucester City Ward 2 Mail-In Ballot	0	10	0.00%	8	0
Gloucester City Ward 2 Provisional	0	0	0.00%	0	0
Gloucester City W2 Mail-In Ballot Rejected	0	0	0.00%	0	0
Gloucester City W2 Provisional Rejected	0	0	0.00%	0	0
Gloucester City W2 Emergency Ballots	0	0	0.00%	0	0
<b>Totals - Gloucester City W2</b>	<b>1224</b>	<b>157</b>	<b>12.83%</b>	<b>136</b>	<b>2</b>
<b>Totals - Gloucester City</b>	<b>1224</b>	<b>157</b>	<b>12.83%</b>	<b>136</b>	<b>2</b>
<b>Totals - Grand Totals</b>	<b>1224</b>	<b>157</b>	<b>12.83%</b>	<b>136</b>	<b>2</b>

Camden County  
 Primary Election  
 June 5, 2012

**DEMOCRATIC GLOUCESTER CITY COUNCIL WARD 3 UNEX**

Official Results


  
 Joseph Ripa  
 Camden County Clerk

Vote for 1

	Registered Voters	Ballots Cast	% Turnout	Helen Bucher	Write-In
Gloucester City W3 D1	505	49	9.70%	36	0
Gloucester City W3 D2	433	52	12.01%	41	0
Gloucester City Ward 3 Mail-In Ballot	0	5	0.00%	5	0
Gloucester City Ward 3 Provisional	0	0	0.00%	0	0
Gloucester City W3 Mail-In Ballot Rejected	0	0	0.00%	0	0
Gloucester City W3 Provisional Rejected	0	0	0.00%	0	0
Gloucester City W3 Emergency Ballots	0	0	0.00%	0	0
<b>Totals - Gloucester City W3</b>	<b>938</b>	<b>106</b>	<b>11.30%</b>	<b>82</b>	<b>0</b>
<b>Totals - Gloucester City</b>	<b>938</b>	<b>106</b>	<b>11.30%</b>	<b>82</b>	<b>0</b>
<b>Totals - Grand Totals</b>	<b>938</b>	<b>106</b>	<b>11.30%</b>	<b>82</b>	<b>0</b>

Camden County  
 Primary Election  
 June 5, 2012

Official Results

  
 Joseph Ripa  
 Camden County Clerk


DEMOCRATIC GLOUCESTER CITY COUNCIL WARD 3

Vote for 1

	Registered Voters	Ballots Cast	% Turnout	Jay F. Brophy	Write-In
Gloucester City W3 D1	505	49	9.70%	34	0
Gloucester City W3 D2	433	52	12.01%	44	0
Gloucester City Ward 3 Mail-In Ballot	0	5	0.00%	5	0
Gloucester City Ward 3 Provisional	0	0	0.00%	0	0
Gloucester City W3 Mail-In Ballot Rejected	0	0	0.00%	0	0
Gloucester City W3 Provisional Rejected	0	0	0.00%	0	0
Gloucester City W3 Emergency Ballots	0	0	0.00%	0	0
<b>Totals - Gloucester City W3</b>	<b>938</b>	<b>106</b>	<b>11.30%</b>	<b>83</b>	<b>0</b>
<b>Totals - Gloucester City</b>	<b>938</b>	<b>106</b>	<b>11.30%</b>	<b>83</b>	<b>0</b>
<b>Totals - Grand Totals</b>	<b>938</b>	<b>106</b>	<b>11.30%</b>	<b>83</b>	<b>0</b>

Camden County  
 Primary Election  
 June 5, 2012

Official Results

  
 Joseph Ripa  
 Camden County Clerk

DEMOCRATIC HADDON HEIGHTS COUNCIL UNEX


Vote for 1

	Registered Voters	Ballots Cast	% Turnout	Melissa Carpenter	Write-In
Haddon Heights Dist 1	284	26	9.15%	21	0
Haddon Heights Dist 2	242	15	6.20%	13	0
Haddon Heights Dist 3	333	15	4.50%	9	0
Haddon Heights Dist 4	232	27	11.64%	18	0
Haddon Heights Dist 5	330	25	7.58%	19	0
Haddon Heights Dist 6	358	25	6.98%	23	0
Haddon Heights Dist 7	351	30	8.55%	25	0
Haddon Heights Mail-In Ballot	0	21	0.00%	17	0
Haddon Heights Provisional	0	1	0.00%	1	0
Haddon Heights Mail-In Ballot Rejected	0	0	0.00%	0	0
Haddon Heights Provisional Rejected	0	0	0.00%	0	0
Haddon Heights Emergency Ballots	0	0	0.00%	0	0
Totals - Haddon Heights	2130	185	8.69%	146	0
Totals - Grand Totals	2130	185	8.69%	146	0



Camden County  
 Primary Election  
 June 5, 2012

Official Results

  
 Joseph Ripa  
 Camden County Clerk


DEMOCRATIC HADDON HEIGHTS COUNCIL

Vote for 1

	Registered Voters	Ballots Cast	% Turnout	Stephen D. Berryhill	Robert White	Write-In
Haddon Heights Dist 1	284	26	9.15%	19	21	0
Haddon Heights Dist 2	242	15	6.20%	12	10	4
Haddon Heights Dist 3	333	15	4.50%	12	11	0
Haddon Heights Dist 4	232	27	11.64%	20	21	0
Haddon Heights Dist 5	330	25	7.58%	19	18	0
Haddon Heights Dist 6	358	25	6.98%	24	21	0
Haddon Heights Dist 7	351	30	8.55%	24	22	0
Haddon Heights Mail-In Ballot	0	21	0.00%	17	17	0
Haddon Heights Provisional	0	1	0.00%	1	1	0
Haddon Heights Mail-In Ballot Rejected	0	0	0.00%	0	0	0
Haddon Heights Provisional Rejected	0	0	0.00%	0	0	0
Haddon Heights Emergency Ballots	0	0	0.00%	0	0	0
Totals - Haddon Heights	2130	185	8.69%	148	142	4
Totals - Grand Totals	2130	185	8.69%	148	142	4

Camden County  
 Primary Election  
 June 5, 2012

Official Results

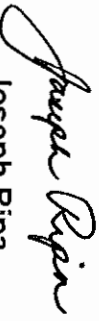
  
 Joseph Ripa  
 Camden County Clerk

**DEMOCRATIC HI-NELLA COUNCIL**  
 Vote for 2

	Registered Voters	Ballots Cast	% Turnout	Write-In
Hi-Nella Dist 1	245	26	10.61%	6
Hi Nella Mail-In Ballot	0	5	0.00%	0
Hi Nella Provisional	0	0	0.00%	0
Hi Nella Mail-In Ballot Rejected	0	0	0.00%	0
Hi Nella Provisional Rejected	0	0	0.00%	0
Hi Nella Emergency Ballots	0	0	0.00%	0
<b>Totals - Hi-Nella</b>	<b>245</b>	<b>31</b>	<b>12.65%</b>	<b>6</b>
<b>Totals - Grand Totals</b>	<b>245</b>	<b>31</b>	<b>12.65%</b>	<b>6</b>

Camden County  
 Primary Election  
 June 5, 2012

Official Results

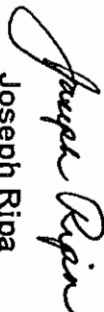
  
 Joseph Ripa  
 Camden County Clerk

**DEMOCRATIC LAUREL SPRINGS COUNCIL**  
 Vote for 2

	Registered Voters	Ballots Cast	% Turnout	Leah Straub	Write-In
Laurel Springs Dist 1	243	22	9.05%	19	4
Laurel Springs Dist 2	250	34	13.60%	32	6
Laurel Springs Mail-In Ballot	0	6	0.00%	5	1
Laurel Springs Provisional	0	0	0.00%	0	0
Laurel Springs Mail-In Ballot Rejected	0	0	0.00%	0	0
Laurel Springs Provisional Rejected	0	0	0.00%	0	0
Laurel Springs Emergency Ballots	0	0	0.00%	0	0
<b>Totals - Laurel Springs</b>	<b>493</b>	<b>62</b>	<b>12.58%</b>	<b>56</b>	<b>11</b>
<b>Totals - Grand Totals</b>	<b>493</b>	<b>62</b>	<b>12.58%</b>	<b>56</b>	<b>11</b>

Camden County  
 Primary Election  
 June 5, 2012

Official Results

  
 Joseph Ripa  
 Camden County Clerk


DEMOCRATIC LAWNSIDE COUNCIL

Vote for 2

	Registered Voters	Ballots Cast	% Turnout	Stephen C. Moore	Christopher L. Raines	Write-In
Lawnside Dist 1	719	168	23.37%	145	129	0
Lawnside Dist 2	738	145	19.65%	126	117	1
Lawnside Mail-In Ballot	0	25	0.00%	22	22	0
Lawnside Provisional	0	0	0.00%	0	0	0
Lawnside Mail-In Ballot Rejected	0	0	0.00%	0	0	0
Lawnside Provisional Rejected	0	0	0.00%	0	0	0
Lawnside Emergency Ballots	0	0	0.00%	0	0	0
Totals - Lawnside	1457	338	23.20%	293	268	1
Totals - Grand Totals	1457	338	23.20%	293	268	1

Camden County  
 Primary Election  
 June 5, 2012

Official Results

  
 Joseph Ripa  
 Camden County Clerk


DEMOCRATIC LINDENWOLD COUNCIL  
 Vote for 2

	Registered Voters	Ballots Cast	% Turnout	Cheryle Randolph-Sharpe	William J. Dougherty	Write-In
Lindenwold Dist 1	618	75	12.14%	53	52	2
Lindenwold Dist 2	486	58	11.93%	47	43	0
Lindenwold Dist 3	452	72	15.93%	61	55	0
Lindenwold Dist 4	615	94	15.28%	75	76	0
Lindenwold Dist 5	555	85	15.32%	71	66	0
Lindenwold Dist 6	562	87	15.48%	76	72	0
Lindenwold Dist 7	311	30	9.65%	24	21	0
Lindenwold Dist 8	530	48	9.06%	41	41	0
Lindenwold Dist 9	344	72	20.93%	65	61	1
Lindenwold Mail-In Ballot	0	52	0.00%	45	46	1
Lindenwold Provisional	0	4	0.00%	3	4	0
Lindenwold Mail-In Ballot Rejected	0	0	0.00%	0	0	0
Lindenwold Provisional Rejected	0	0	0.00%	0	0	0
Lindenwold Emergency Ballots	0	0	0.00%	0	0	0
<b>Totals - Lindenwold</b>	<b>4473</b>	<b>677</b>	<b>15.14%</b>	<b>561</b>	<b>537</b>	<b>4</b>
<b>Totals - Grand Totals</b>	<b>4473</b>	<b>677</b>	<b>15.14%</b>	<b>561</b>	<b>537</b>	<b>4</b>

Camden County  
 Primary Election  
 June 5, 2012

**DEMOCRATIC MAGNOLIA COUNCIL**

Official Results

  
 Joseph Ripa  
 Camden County Clerk

Vote for 2

	Registered Voters	Ballots Cast	% Turnout	Donald E. Wilson	Richard Michielli	Write-In
Magnolia Dist 1	323	34	10.53%	29	27	0
Magnolia Dist 2	228	38	16.67%	34	31	0
Magnolia Dist 3	293	28	9.56%	23	20	0
Magnolia Dist 4	337	53	15.73%	47	44	0
Magnolia Mail-In Ballot	0	9	0.00%	7	7	0
Magnolia Provisional	0	0	0.00%	0	0	0
Magnolia Mail-In Ballot Rejected	0	0	0.00%	0	0	0
Magnolia Provisional Rejected	0	0	0.00%	0	0	0
Magnolia Emergency Ballots	0	0	0.00%	0	0	0
<b>Totals - Magnolia</b>	<b>1181</b>	<b>162</b>	<b>13.72%</b>	<b>140</b>	<b>129</b>	<b>0</b>
<b>Totals - Grand Totals</b>	<b>1181</b>	<b>162</b>	<b>13.72%</b>	<b>140</b>	<b>129</b>	<b>0</b>

Camden County  
 Primary Election  
 June 5, 2012  
 Official Results


  
 Joseph Ripa  
 Camden County Clerk

**DEMOCRATIC MERCHANTVILLE COUNCIL**  
 Vote for 2

	Registered Voters	Ballots Cast	% Turnout	John J. Grasso	Daniel Sperrazza	Write-In
Merchantville Dist 1	434	43	9.91%	39	38	0
Merchantville Dist 2	486	30	6.17%	27	27	0
Merchantville Dist 3	259	30	11.58%	27	25	0
Merchantville Mail-In Ballot	0	15	0.00%	9	9	0
Merchantville Provisional	0	1	0.00%	1	1	0
Merchantville Mail-In Ballot Rejected	0	0	0.00%	0	0	0
Merchantville Provisional Rejected	0	0	0.00%	0	0	0
Merchantville Emergency Ballots	0	0	0.00%	0	0	0
<b>Totals - Merchantville</b>	<b>1179</b>	<b>119</b>	<b>10.09%</b>	<b>103</b>	<b>100</b>	<b>0</b>
<b>Totals - Grand Totals</b>	<b>1179</b>	<b>119</b>	<b>10.09%</b>	<b>103</b>	<b>100</b>	<b>0</b>

Camden County  
 Primary Election  
 June 5, 2012

Official Results

  
 Joseph Ripa  
 Camden County Clerk

DEMOCRATIC OAKLYN COUNCIL UNEX 1YR

Vote for 1

	Registered Voters	Ballots Cast	% Turnout	Ryan Kooi	Write-In
Oaklyn Dist 1	276	38	13.77%	30	0
Oaklyn Dist 2	294	36	12.24%	28	0
Oaklyn Dist 3	316	32	10.13%	25	1
Oaklyn Dist 4	280	48	17.14%	33	0
Oaklyn Mail-In Ballot	0	16	0.00%	14	0
Oaklyn Provisional	0	1	0.00%	0	0
Oaklyn Mail-In Ballot Rejected	0	0	0.00%	0	0
Oaklyn Provisional Rejected	0	0	0.00%	0	0
Oaklyn Emergency Ballots	0	0	0.00%	0	0
<b>Totals - Oaklyn</b>	<b>1166</b>	<b>171</b>	<b>14.67%</b>	<b>130</b>	<b>1</b>
<b>Totals - Grand Totals</b>	<b>1166</b>	<b>171</b>	<b>14.67%</b>	<b>130</b>	<b>1</b>



Camden County  
 Primary Election  
 June 5, 2012

Official Results

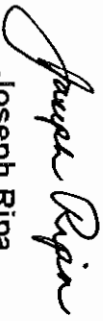
  
 Joseph Ripa  
 Camden County Clerk

DEMOCRATIC OAKLYN COUNCIL UNEX 2YR  
 Vote for 1

	Registered Voters	Ballots Cast	% Turnout	Charles Lehman	Write-In
Oaklyn Dist 1	276	38	13.77%	31	0
Oaklyn Dist 2	294	36	12.24%	28	0
Oaklyn Dist 3	316	32	10.13%	27	0
Oaklyn Dist 4	280	48	17.14%	38	0
Oaklyn Mail-In Ballot	0	16	0.00%	14	0
Oaklyn Provisional	0	1	0.00%	0	0
Oaklyn Mail-In Ballot Rejected	0	0	0.00%	0	0
Oaklyn Provisional Rejected	0	0	0.00%	0	0
Oaklyn Emergency Ballots	0	0	0.00%	0	0
<b>Totals - Oaklyn</b>	<b>1166</b>	<b>171</b>	<b>14.67%</b>	<b>138</b>	<b>0</b>
<b>Totals - Grand Totals</b>	<b>1166</b>	<b>171</b>	<b>14.67%</b>	<b>138</b>	<b>0</b>

Camden County  
 Primary Election  
 June 5, 2012

Official Results

  
 Joseph Ripa  
 Camden County Clerk


DEMOCRATIC OAKLYN COUNCIL

Vote for 1

	Registered Voters	Ballots Cast	% Turnout	Ronald Aron	Greg Brandley	Write-In
Oaklyn Dist 1	276	38	13.77%	30	32	0
Oaklyn Dist 2	294	36	12.24%	30	27	0
Oaklyn Dist 3	316	32	10.13%	27	25	0
Oaklyn Dist 4	280	48	17.14%	34	32	0
Oaklyn Mail-In Ballot	0	16	0.00%	16	16	0
Oaklyn Provisional	0	1	0.00%	0	0	0
Oaklyn Mail-In Ballot Rejected	0	0	0.00%	0	0	0
Oaklyn Provisional Rejected	0	0	0.00%	0	0	0
Oaklyn Emergency Ballots	0	0	0.00%	0	0	0
<b>Totals - Oaklyn</b>	<b>1166</b>	<b>171</b>	<b>14.67%</b>	<b>137</b>	<b>132</b>	<b>0</b>
<b>Totals - Grand Totals</b>	<b>1166</b>	<b>171</b>	<b>14.67%</b>	<b>137</b>	<b>132</b>	<b>0</b>

Camden County  
 Primary Election  
 June 5, 2012

Official Results

  
 Joseph Ripa  
 Camden County Clerk

DEMOCRATIC PENNSAUKEN TOWNSHIP COMMITTEE  
 Vote for 2

	Registered Voters	Ballots Cast	% Turnout	John J. Figueroa	John G. Kneib	Write-In
Pennsauken Dist 1	425	81	19.06%	69	72	0
Pennsauken Dist 2	718	106	14.76%	98	80	2
Pennsauken Dist 3	427	39	9.13%	35	29	0
Pennsauken Dist 4	561	86	15.33%	70	57	0
Pennsauken Dist 5	307	25	8.14%	24	24	0
Pennsauken Dist 6	432	51	11.81%	44	35	0
Pennsauken Dist 7	462	44	9.52%	41	34	0
Pennsauken Dist 8	362	46	12.71%	45	41	0
Pennsauken Dist 9	283	23	8.13%	21	20	0
Pennsauken Dist 10	379	54	14.25%	50	43	0
Pennsauken Dist 11	351	61	16.90%	56	51	0
Pennsauken Dist 12	343	42	12.24%	37	35	0
Pennsauken Dist 13	361	50	13.85%	45	39	0
Pennsauken Dist 14	500	81	16.20%	69	58	2
Pennsauken Dist 15	484	62	12.81%	57	47	0
Pennsauken Dist 16	364	62	17.03%	51	48	0
Pennsauken Dist 17	485	67	13.81%	59	55	0
Pennsauken Dist 18	590	79	13.39%	63	54	3
Pennsauken Dist 19	263	32	12.17%	32	24	1
Pennsauken Dist 20	426	83	19.48%	75	68	2
Pennsauken Dist 21	296	44	14.86%	36	36	0
Pennsauken Dist 22	411	108	26.28%	93	83	0
Pennsauken Dist 23	369	44	11.92%	40	34	0
Pennsauken Dist 24	240	24	10.00%	22	23	0
Pennsauken Mail-In Ballot	0	89	0.00%	85	82	0
Pennsauken Provisional	0	3	0.00%	3	3	0
Pennsauken Mail-In Ballot Rejected	0	0	0.00%	0	0	0
Pennsauken Provisional Rejected	0	0	0.00%	0	0	0
Pennsauken Emergency Ballots	0	0	0.00%	0	0	0
Totals - Pennsauken	9849	1486	15.09%	1320	1175	10
Totals - Grand Totals	9849	1486	15.09%	1320	1175	10

Camden County  
 Primary Election  
 June 5, 2012  
 Official Results

*Joseph Ripa*  
 Joseph Ripa  
 Camden County Clerk

**DEMOCRATIC PINE HILL COUNCIL**  
 Vote for 2

	Registered Voters	Ballots Cast	% Turnout	Thomas B. Knott	John J. Robb	Write-In
Pine Hill Dist 1	316	49	15.51%	38	39	1
Pine Hill Dist 2	436	35	8.03%	29	29	0
Pine Hill Dist 3	450	50	11.11%	44	42	0
Pine Hill Dist 4	509	71	13.95%	61	55	0
Pine Hill Dist 5	523	73	13.96%	61	58	1
Pine Hill Dist 6	345	29	8.41%	26	24	0
Pine Hill Mail-In Ballot	0	28	0.00%	26	27	0
Pine Hill Provisional	0	1	0.00%	1	1	0
Pine Hill Mail-In Ballot Rejected	0	0	0.00%	0	0	0
Pine Hill Provisional Rejected	0	0	0.00%	0	0	0
Pine Hill Emergency Ballots	0	0	0.00%	0	0	0
<b>Totals - Pine Hill</b>	<b>2579</b>	<b>336</b>	<b>13.03%</b>	<b>286</b>	<b>275</b>	<b>2</b>
<b>Totals - Grand Totals</b>	<b>2579</b>	<b>336</b>	<b>13.03%</b>	<b>286</b>	<b>275</b>	<b>2</b>

Camden County  
 Primary Election  
 June 5, 2012

Official Results

*Joseph Ripa*  
 Joseph Ripa  
 Camden County Clerk

DEMOCRATIC RUNNEMEDE COUNCIL  
 Vote for 2

	Registered Voters	Ballots Cast	% Turnout	Mike Kisielewski	Anthony Beatrice	Eleanor Kelly	Beverly A. Moore	Write-In
Runnemedede Dist 1	376	108	28.72%	60	54	48	47	0
Runnemedede Dist 2	507	162	31.95%	65	57	98	97	0
Runnemedede Dist 3	348	105	30.17%	48	41	58	55	0
Runnemedede Dist 4	487	149	30.60%	69	70	79	72	1
Runnemedede Dist 5	612	218	35.62%	72	74	143	140	0
Runnemedede Dist 6	615	240	39.02%	147	128	91	92	1
Runnemedede Mail-In Ballot	0	65	0.00%	26	28	36	32	0
Runnemedede Provisional	0	2	0.00%	0	0	2	2	0
Runnemedede Mail-In Ballot Rejected	0	0	0.00%	0	0	0	0	0
Runnemedede Provisional Rejected	0	0	0.00%	0	0	0	0	0
Runnemedede Emergency Ballots	0	0	0.00%	0	0	0	0	0
<b>Totals - Runnemedede</b>	<b>2945</b>	<b>1049</b>	<b>35.62%</b>	<b>487</b>	<b>452</b>	<b>555</b>	<b>537</b>	<b>2</b>
<b>Totals - Grand Totals</b>	<b>2945</b>	<b>1049</b>	<b>35.62%</b>	<b>487</b>	<b>452</b>	<b>555</b>	<b>537</b>	<b>2</b>

Camden County  
 Primary Election  
 June 5, 2012

Official Results

  
 Joseph Ripa  
 Camden County Clerk


**DEMOCRATIC SOMERDALE COUNCIL**

Vote for 2

	Registered Voters	Ballots Cast	% Turnout	George C. Ehrmann	Jennifer A. Mc Quaid	Write-In
Somerdale Dist 1	637	64	10.05%	50	50	0
Somerdale Dist 2	411	56	13.63%	46	40	0
Somerdale Dist 3	442	76	17.19%	64	54	0
Somerdale Dist 4	416	59	14.18%	53	43	0
Somerdale Mail-In Ballot	0	13	0.00%	12	12	0
Somerdale Provisional	0	0	0.00%	0	0	0
Somerdale Mail-In Ballot Rejected	0	0	0.00%	0	0	0
Somerdale Provisional Rejected	0	0	0.00%	0	0	0
Somerdale Emergency Ballots	0	0	0.00%	0	0	0
<b>Totals - Somerdale</b>	<b>1906</b>	<b>268</b>	<b>14.06%</b>	<b>225</b>	<b>199</b>	<b>0</b>
<b>Totals - Grand Totals</b>	<b>1906</b>	<b>268</b>	<b>14.06%</b>	<b>225</b>	<b>199</b>	<b>0</b>

Camden County  
 Primary Election  
 June 5, 2012

Official Results

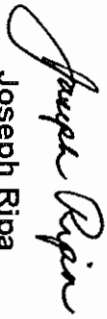
  
 Joseph Ripa  
 Camden County Clerk

**DEMOCRATIC STRATFORD COUNCIL**  
 Vote for 2

	Registered Voters	Ballots Cast	% Turnout	Dan Bove	Frank Gagliardi	Write-In
Stratford Dist 1	199	26	13.07%	25	22	0
Stratford Dist 2	313	23	7.35%	14	16	0
Stratford Dist 3	275	28	10.18%	25	23	0
Stratford Dist 4	385	30	7.79%	26	25	0
Stratford Dist 5	228	17	7.46%	12	10	0
Stratford Dist 6	308	24	7.79%	21	18	0
Stratford Mail-In Ballot	0	17	0.00%	14	14	0
Stratford Provisional	0	0	0.00%	0	0	0
Stratford Mail-In Ballot Rejected	0	0	0.00%	0	0	0
Stratford Provisional Rejected	0	0	0.00%	0	0	0
Stratford Emergency Ballots	0	0	0.00%	0	0	0
Totals - Stratford	1708	165	9.66%	137	128	0
Totals - Grand Totals	1708	165	9.66%	137	128	0

Camden County  
 Primary Election  
 June 5, 2012

Official Results

  
 Joseph Ripa  
 Camden County Clerk

DEMOCRATIC VOORHEES TOWNSHIP COMMITTEE  
 Vote for 2

	Registered Voters	Ballots Cast	% Turnout	Joseph Lovallo	Mario Di Natale	Write-In
Voorhees Dist 1	499	69	13.83%	62	56	0
Voorhees Dist 2	467	61	13.06%	54	51	1
Voorhees Dist 3	411	32	7.79%	25	25	0
Voorhees Dist 4	337	45	13.35%	37	34	0
Voorhees Dist 5	510	55	10.78%	49	46	0
Voorhees Dist 6	384	20	5.21%	13	12	0
Voorhees Dist 7	263	9	3.42%	8	6	0
Voorhees Dist 8	458	45	9.83%	41	37	0
Voorhees Dist 9	472	40	8.47%	34	30	1
Voorhees Dist 10	393	37	9.41%	33	31	0
Voorhees Dist 11	315	18	5.71%	16	13	0
Voorhees Dist 12	344	22	6.40%	15	12	0
Voorhees Dist 13	506	71	14.03%	56	54	0
Voorhees Dist 14	338	28	8.28%	25	22	0
Voorhees Dist 15	398	20	5.03%	15	17	0
Voorhees Dist 16	199	11	5.53%	10	10	0
Voorhees Dist 17	351	67	19.09%	61	56	0
Voorhees Dist 18	380	41	10.79%	37	34	0
Voorhees Dist 19	434	16	3.69%	15	14	0
Voorhees Mail-In Ballot	0	154	0.00%	136	134	2
Voorhees Provisional	0	0	0.00%	0	0	0
Voorhees Mail-In Ballot Rejected	0	0	0.00%	0	0	0
Voorhees Provisional Rejected	0	0	0.00%	0	0	0
Voorhees Emergency Ballots	0	0	0.00%	0	0	0
Totals - Voorhees	7459	861	11.54%	742	694	4
Totals - Grand Totals	7459	861	11.54%	742	694	4



Camden County  
 Primary Election  
 June 5, 2012

Official Results

*Joseph Ripa*  
 Joseph Ripa  
 Camden County Clerk

DEMOCRATIC WATERFORD TOWNSHIP COMMITTEE  
 Vote for 1

	Registered Voters	Ballots Cast	% Turnout	Charles Hamilton	Write-In
Waterford Dist 1	357	22	6.16%	20	1
Waterford Dist 2	425	23	5.41%	20	0
Waterford Dist 3	357	22	6.16%	20	0
Waterford Dist 4	345	35	10.14%	15	10
Waterford Dist 5	333	26	7.81%	20	0
Waterford Dist 6	321	24	7.48%	18	1
Waterford Dist 7	364	13	3.57%	13	0
Waterford Dist 8	128	6	4.69%	4	1
Waterford Mail-In Ballot	0	31	0.00%	28	0
Waterford Provisional	0	1	0.00%	0	0
Waterford Mail-In Ballot Rejected	0	0	0.00%	0	0
Waterford Provisional Rejected	0	0	0.00%	0	0
Waterford Emergency Ballots	0	0	0.00%	0	0
Totals - Waterford	2630	203	7.72%	158	13
Totals - Grand Totals	2630	203	7.72%	158	13

Camden County  
 Primary Election  
 June 5, 2012  
 Official Results

*Joseph Ripa*  
 Joseph Ripa  
 Camden County Clerk


DEMOCRATIC WINSLOW TOWNSHIP COMMITTEE WARD 1  
 Vote for 1

	Registered Voters	Ballots Cast	% Turnout	Write-In
Winslow W1 D1	406	40	9.85%	0
Winslow W1 D2	399	28	7.02%	0
Winslow W1 D3	318	23	7.23%	4
Winslow W1 D4	792	81	10.23%	2
Winslow W1 D5	450	39	8.67%	1
Winslow Ward 1 Mail-In Ballot	0	39	0.00%	0
Winslow Ward 1 Provisional	0	0	0.00%	0
Winslow W1 Mail-In Ballot Rejected	0	0	0.00%	0
Winslow W1 Provisional Rejected	0	0	0.00%	0
Winslow W1 Emergency Ballots	0	0	0.00%	0
Totals - Winslow W1	2365	250	10.57%	7
Totals - Winslow	2365	250	10.57%	7
Totals - Grand Totals	2365	250	10.57%	7

Camden County  
 Primary Election  
 June 5, 2012

**DEMOCRATIC WINSLOW TOWNSHIP COMMITTEE WARD 2**

Official Results

  
 Joseph Ripa  
 Camden County Clerk

Vote for 1

	Registered Voters	Ballots Cast	% Turnout	George Lowery	Write-In
Winslow W2 D1	947	112	11.83%	102	0
Winslow W2 D2	70	12	17.14%	12	0
Winslow W2 D3	633	85	13.43%	79	0
Winslow W2 D4	837	82	9.80%	70	0
Winslow W2 D5	245	28	11.43%	22	0
Winslow Ward 2 Mail-In Ballot	0	23	0.00%	18	0
Winslow Ward 2 Provisional	0	0	0.00%	0	0
Winslow W2 Mail-In Ballot Reflected	0	0	0.00%	0	0
Winslow W2 Provisional Reflected	0	0	0.00%	0	0
Winslow W2 Emergency Ballots	0	0	0.00%	0	0
Totals - Winslow W2	2732	342	12.52%	303	0
Totals - Winslow	2732	342	12.52%	303	0
Totals - Grand Totals	2732	342	12.52%	303	0

Camden County  
 Primary Election  
 June 5, 2012

**DEMOCRATIC WINSLOW TOWNSHIP COMMITTEE WARD 3**

Official Results

*Joseph Ripa*  
 Joseph Ripa  
 Camden County Clerk

Vote for 1

	Registered Voters	Ballots Cast	% Turnout	Thaddeus A. Mackey	Write-In
Winslow W3 D1	798	162	20.30%	146	0
Winslow W3 D2	692	99	14.31%	91	0
Winslow W3 D3	1192	197	16.53%	178	0
Winslow W3 D4	508	73	14.37%	63	0
Winslow Ward 3 Mail-In Ballot	0	44	0.00%	38	0
Winslow Ward 3 Provisional	0	2	0.00%	2	0
Winslow W3 Mail-In Ballot Rejected	0	0	0.00%	0	0
Winslow W3 Provisional Rejected	0	0	0.00%	0	0
Winslow W3 Emergency Ballots	0	0	0.00%	0	0
<b>Totals - Winslow W3</b>	<b>3190</b>	<b>577</b>	<b>18.09%</b>	<b>518</b>	<b>0</b>
<b>Totals - Winslow</b>	<b>3190</b>	<b>577</b>	<b>18.09%</b>	<b>518</b>	<b>0</b>
<b>Totals - Grand Totals</b>	<b>3190</b>	<b>577</b>	<b>18.09%</b>	<b>518</b>	<b>0</b>

Camden County  
 Primary Election  
 June 5, 2012

Official Results

*Joseph Ripa*  
 Joseph Ripa  
 Camden County Clerk

DEMOCRATIC WINSLOW TOWNSHIP COMMITTEE WARD 4  
 Vote for 1

	Registered Voters	Ballots Cast	% Turnout	John A. Wilson	Write-In
Winslow W4 D1	297	55	18.52%	52	0
Winslow W4 D2	625	73	11.68%	70	0
Winslow W4 D3	637	81	12.72%	72	0
Winslow W4 D4	469	58	12.37%	54	1
Winslow W4 D5	636	101	15.88%	90	0
Winslow Ward 4 Mail-In Ballot	0	15	0.00%	15	0
Winslow Ward 4 Provisional	0	1	0.00%	1	0
Winslow W4 Mail-In Ballot Rejected	0	0	0.00%	0	0
Winslow W4 Provisional Rejected	0	0	0.00%	0	0
Winslow W4 Emergency Ballots	0	0	0.00%	0	0
Totals - Winslow W4	2664	384	14.41%	354	1
Totals - Winslow	2664	384	14.41%	354	1
Totals - Grand Totals	2664	384	14.41%	354	1

Camden County  
 Primary Election  
 June 5, 2012

Official Results


*Joseph Ripa*  
 Joseph Ripa  
 Camden County Clerk

DEMOCRATIC WOODLYNNE COUNCIL  
 Vote for 2

	Registered Voters	Ballots Cast	% Turnout	Sharon Earley	Gwendolyn Torres	Write-In
Woodlynn Dist 1	404	50	12.38%	45	38	0
Woodlynn Dist 2	322	50	15.53%	46	37	1
Woodlynn Mail-In Ballot	0	1	0.00%	1	1	0
Woodlynn Provisional	0	0	0.00%	0	0	0
Woodlynn Mail-In Ballot Rejected	0	0	0.00%	0	0	0
Woodlynn Provisional Rejected	0	0	0.00%	0	0	0
Woodlynn Emergency Ballots	0	0	0.00%	0	0	0
<b>Totals - Woodlynn</b>	<b>726</b>	<b>101</b>	<b>13.91%</b>	<b>92</b>	<b>76</b>	<b>1</b>
<b>Totals - Grand Totals</b>	<b>726</b>	<b>101</b>	<b>13.91%</b>	<b>92</b>	<b>76</b>	<b>1</b>

Camden County  
 Primary Election  
 June 5, 2012

Official Results

  
 Joseph Ripa  
 Camden County Clerk

REPUBLICAN US PRESIDENT  
 Vote for 1

	Registered Voters	Ballots Cast	% Turnout	Mitt Romney	Ron Paul	Rick Santorum	Newt Gingrich
Audubon Boro Dist 1	95	11	11.58%	6	0	3	1
Audubon Boro Dist 2	135	16	11.85%	11	4	0	1
Audubon Boro Dist 3	175	25	14.29%	16	3	5	1
Audubon Boro Dist 4	116	18	15.52%	12	3	2	1
Audubon Boro Dist 5	147	25	17.01%	23	1	1	0
Audubon Boro Dist 6	173	24	13.87%	15	6	1	1
Audubon Boro Dist 7	131	18	13.74%	11	3	3	1
Audubon Boro Dist 8	129	19	14.73%	14	2	3	0
Audubon Boro Mail-In Ballot	0	7	0.00%	5	0	2	0
Audubon Boro Provisional	0	0	0.00%	0	0	0	0
Audubon Boro Mail-In Ballot Rejected	0	0	0.00%	0	0	0	0
Audubon Boro Provisional Rejected	0	0	0.00%	0	0	0	0
Audubon Boro Emergency Ballots	0	0	0.00%	0	0	0	0
<b>Totals - Audubon Boro</b>	<b>1101</b>	<b>163</b>	<b>14.80%</b>	<b>113</b>	<b>22</b>	<b>20</b>	<b>6</b>
Audubon Park Dist 1	58	13	22.41%	7	1	2	1
Audubon Park Mail-In Ballot	0	0	0.00%	0	0	0	0
Audubon Park Provisional	0	0	0.00%	0	0	0	0
Audubon Park Mail-In Ballot Rejected	0	0	0.00%	0	0	0	0
Audubon Park Provisional Rejected	0	0	0.00%	0	0	0	0
Audubon Park Emergency Ballots	0	0	0.00%	0	0	0	0
<b>Totals - Audubon Park</b>	<b>58</b>	<b>13</b>	<b>22.41%</b>	<b>7</b>	<b>1</b>	<b>2</b>	<b>1</b>
Barrington Dist 1	205	30	14.63%	25	3	2	0
Barrington Dist 2	176	27	15.34%	25	1	1	0
Barrington Dist 3	189	33	17.46%	30	2	0	0
Barrington Dist 4	174	30	17.24%	22	2	4	1
Barrington Dist 5	120	20	16.67%	17	2	0	0
Barrington Mail-In Ballot	0	16	0.00%	8	1	5	1
Barrington Provisional	0	0	0.00%	0	0	0	0
Barrington Mail-In Ballot Rejected	0	0	0.00%	0	0	0	0

Camden County  
 Primary Election  
 June 5, 2012

Official Results

  
 Joseph Ripa  
 Camden County Clerk

REPUBLICAN US PRESIDENT

Vote for 1

	Registered Voters	Ballots Cast	% Turnout	Mitt Romney	Ron Paul	Rick Santorum	Newt Gingrich
Barrington Provisional Rejected	0	0	0.00%	0	0	0	0
Barrington Emergency Ballots	0	0	0.00%	0	0	0	0
Totals - Barrington	864	156	18.06%	127	11	12	2
Bellmawr Dist 1	160	44	27.50%	29	7	3	0
Bellmawr Dist 2	157	33	21.02%	21	8	0	0
Bellmawr Dist 3	119	30	25.21%	21	2	2	0
Bellmawr Dist 4	93	17	18.28%	14	3	0	0
Bellmawr Dist 5	116	23	19.83%	16	2	3	1
Bellmawr Dist 6	120	33	27.50%	18	11	1	1
Bellmawr Dist 7	92	21	22.83%	17	3	1	0
Bellmawr Mail-In Ballot	0	21	0.00%	8	1	5	1
Bellmawr Provisional	0	0	0.00%	0	0	0	0
Bellmawr Mail-In Ballot Rejected	0	0	0.00%	0	0	0	0
Bellmawr Provisional Rejected	0	0	0.00%	0	0	0	0
Bellmawr Emergency Ballots	0	0	0.00%	0	0	0	0
Totals - Bellmawr	857	222	25.90%	144	37	15	3
Berlin Boro Dist 1	158	26	16.46%	21	2	1	0
Berlin Boro Dist 2	282	55	19.50%	41	7	0	4
Berlin Boro Dist 3	209	35	16.75%	27	0	2	0
Berlin Boro Dist 4	242	38	15.70%	24	9	2	1
Berlin Boro Dist 5	118	21	17.80%	13	4	1	3
Berlin Boro Mail-In Ballot	0	11	0.00%	9	1	1	0
Berlin Boro Provisional	0	0	0.00%	0	0	0	0
Berlin Boro Mail-In Ballot Rejected	0	0	0.00%	0	0	0	0
Berlin Boro Provisional Rejected	0	0	0.00%	0	0	0	0
Berlin Boro Emergency Ballots	0	0	0.00%	0	0	0	0
Totals - Berlin Boro	1009	186	18.43%	135	23	7	8



Camden County  
 Primary Election  
 June 5, 2012

Official Results

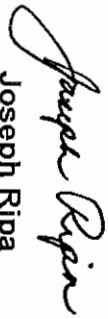
*Joseph Ripa*  
 Joseph Ripa  
 Camden County Clerk

REPUBLICAN US PRESIDENT  
 Vote for 1

	Registered Voters	Ballots Cast	% Turnout	Mitt Romney	Ron Paul	Rick Santorum	Newt Gingrich
Berlin Twp Dist 1	110	8	7.27%	7	1	0	0
Berlin Twp Dist 2	58	5	8.62%	5	0	0	0
Berlin Twp Dist 3	62	11	17.74%	9	1	0	0
Berlin Twp Dist 4	153	22	14.38%	13	5	3	0
Berlin Twp Mail-In Ballot	0	3	0.00%	3	0	0	0
Berlin Twp Provisional	0	0	0.00%	0	0	0	0
Berlin Twp Mail-In Ballot Rejected	0	0	0.00%	0	0	0	0
Berlin Twp Provisional Rejected	0	0	0.00%	0	0	0	0
Berlin Twp Emergency Ballots	0	0	0.00%	0	0	0	0
<b>Totals - Berlin Twp</b>	<b>383</b>	<b>49</b>	<b>12.79%</b>	<b>37</b>	<b>7</b>	<b>3</b>	<b>0</b>
Brooklawn Dist 1	161	18	11.18%	11	2	3	1
Brooklawn Mail-In Ballot	0	0	0.00%	0	0	0	0
Brooklawn Provisional	0	0	0.00%	0	0	0	0
Brooklawn Mail-In Ballot Rejected	0	0	0.00%	0	0	0	0
Brooklawn Provisional Rejected	0	0	0.00%	0	0	0	0
Brooklawn Emergency Ballots	0	0	0.00%	0	0	0	0
<b>Totals - Brooklawn</b>	<b>161</b>	<b>18</b>	<b>11.18%</b>	<b>11</b>	<b>2</b>	<b>3</b>	<b>1</b>
Camden City W1 D1	10	3	30.00%	1	2	0	0
Camden City W1 D2	39	1	2.56%	1	0	0	0
Camden City W1 D3	21	6	28.57%	3	0	1	1
Camden City W1 D4	14	0	0.00%	0	0	0	0
Camden City W1 D5	34	4	11.76%	3	1	0	0
Camden City W1 D6	12	1	8.33%	1	0	0	0
Camden City W1 D7	14	0	0.00%	0	0	0	0
Camden City W1 D8	11	1	9.09%	1	0	0	0
Camden City W1 D9	34	3	8.82%	1	1	0	0
Camden City W1 D10	42	7	16.67%	4	1	1	0
Camden City Ward 1 Mail-In Ballot	0	5	0.00%	1	1	1	0
Camden City Ward 1 Provisional	0	0	0.00%	0	0	0	0

Camden County  
 Primary Election  
 June 5, 2012

Official Results

  
 Joseph Ripa  
 Camden County Clerk


REPUBLICAN US PRESIDENT

Vote for 1

	Registered Voters	Ballots Cast	% Turnout	Mitt Romney	Ron Paul	Rick Santorum	Newt Gingrich
Camden City W1 Mail-In Ballot Rejected	0	0	0.00%	0	0	0	0
Camden City W1 Provisional Rejected	0	0	0.00%	0	0	0	0
Camden City W1 Emergency Ballots	0	0	0.00%	0	0	0	0
<b>Totals - Camden City W1</b>	<b>231</b>	<b>31</b>	<b>13.42%</b>	<b>16</b>	<b>6</b>	<b>3</b>	<b>1</b>
Camden City W2 D1	14	5	35.71%	1	1	1	1
Camden City W2 D2	18	3	16.67%	0	1	1	0
Camden City W2 D3	17	1	5.88%	0	0	0	0
Camden City W2 D4	20	2	10.00%	2	0	0	0
Camden City W2 D5	17	3	17.65%	0	1	1	0
Camden City W2 D6	19	3	15.79%	2	0	0	0
Camden City W2 D7	24	2	8.33%	1	1	0	0
Camden City W2 D8	20	1	5.00%	0	1	0	0
Camden City W2 D9	17	3	17.65%	2	0	0	0
Camden City W2 D10	17	2	11.76%	0	0	0	0
Camden City W2 D11	10	0	0.00%	0	0	0	0
Camden City Ward 2 Mail-In Ballot	0	8	0.00%	6	2	0	0
Camden City Ward 2 Provisional	0	1	0.00%	1	0	0	0
Camden City W2 Mail-In Ballot Rejected	0	0	0.00%	0	0	0	0
Camden City W2 Provisional Rejected	0	0	0.00%	0	0	0	0
Camden City W2 Emergency Ballots	0	0	0.00%	0	0	0	0
<b>Totals - Camden City W2</b>	<b>193</b>	<b>34</b>	<b>17.62%</b>	<b>15</b>	<b>7</b>	<b>3</b>	<b>1</b>
Camden City W3 D1	29	6	20.69%	2	2	0	0
Camden City W3 D2	40	2	5.00%	2	0	0	0
Camden City W3 D3	25	4	16.00%	3	0	1	0
Camden City W3 D4	30	2	6.67%	1	0	0	0
Camden City W3 D5	17	2	11.76%	0	0	0	0
Camden City W3 D6	14	4	28.57%	2	1	1	0
Camden City W3 D7	27	4	14.81%	2	1	1	0
Camden City W3 D8	26	1	3.85%	0	1	0	0

Camden County  
 Primary Election  
 June 5, 2012

Official Results


  
 Joseph Ripa  
 Camden County Clerk

REPUBLICAN US PRESIDENT  
 Vote for 1

	Registered Voters	Ballots Cast	% Turnout	Mitt Romney	Ron Paul	Rick Santorum	Newt Gingrich
Camden City W3 D9	24	1	4.17%	0	1	0	0
Camden City Ward 3 Mail-In Ballot	0	0	0.00%	0	0	0	0
Camden City Ward 3 Provisional	0	0	0.00%	0	0	0	0
Camden City W3 Mail-In Ballot Rejected	0	0	0.00%	0	0	0	0
Camden City W3 Provisional Rejected	0	0	0.00%	0	0	0	0
Camden City W3 Emergency Ballots	0	0	0.00%	0	0	0	0
<b>Totals - Camden City W3</b>	<b>232</b>	<b>26</b>	<b>11.21%</b>	<b>12</b>	<b>6</b>	<b>3</b>	<b>0</b>
Camden City W4 D1	21	7	33.33%	5	1	0	0
Camden City W4 D2	20	1	5.00%	0	0	1	0
Camden City W4 D3	30	4	13.33%	3	0	0	0
Camden City W4 D4	35	0	0.00%	0	0	0	0
Camden City W4 D5	6	0	0.00%	0	0	0	0
Camden City W4 D6	20	2	10.00%	1	1	0	0
Camden City W4 D7	41	3	7.32%	2	1	0	0
Camden City W4 D8	35	6	17.14%	5	1	0	0
Camden City W4 D9	23	1	4.35%	0	1	0	0
Camden City W4 D10	64	6	9.38%	2	1	0	2
Camden City Ward 4 Mail-In Ballot	0	1	0.00%	1	0	0	0
Camden City Ward 4 Provisional	0	0	0.00%	0	0	0	0
Camden City W4 Mail-In Ballot Rejected	0	0	0.00%	0	0	0	0
Camden City W4 Provisional Rejected	0	0	0.00%	0	0	0	0
Camden City W4 Emergency Ballots	0	0	0.00%	0	0	0	0
<b>Totals - Camden City W4</b>	<b>295</b>	<b>31</b>	<b>10.51%</b>	<b>19</b>	<b>6</b>	<b>1</b>	<b>2</b>
<b>Totals - Camden City</b>	<b>951</b>	<b>122</b>	<b>12.83%</b>	<b>62</b>	<b>25</b>	<b>10</b>	<b>4</b>
Cherry Hill Dist 1	210	39	18.57%	31	6	0	0
Cherry Hill Dist 2	149	19	12.75%	12	2	3	1
Cherry Hill Dist 3	187	38	20.32%	27	7	1	2
Cherry Hill Dist 4	206	35	16.99%	28	4	2	0

Camden County  
 Primary Election  
 June 5, 2012

Official Results


  
 Joseph Ripa  
 Camden County Clerk

REPUBLICAN US PRESIDENT  
 Vote for 1

	Registered Voters	Ballots Cast	% Turnout	Mitt Romney	Ron Paul	Rick Santorum	Newt Gingrich
Cherry Hill Dist 5	130	13	10.00%	10	2	0	0
Cherry Hill Dist 6	155	27	17.42%	19	2	3	1
Cherry Hill Dist 7	135	22	16.30%	15	4	1	0
Cherry Hill Dist 8	122	11	9.02%	8	1	1	0
Cherry Hill Dist 9	132	25	18.94%	19	2	2	1
Cherry Hill Dist 10	258	39	15.12%	31	6	0	1
Cherry Hill Dist 11	219	43	19.63%	33	7	2	1
Cherry Hill Dist 12	150	16	10.67%	13	1	0	0
Cherry Hill Dist 13	260	49	18.85%	40	7	0	2
Cherry Hill Dist 14	166	37	22.29%	28	3	2	1
Cherry Hill Dist 15	181	28	15.47%	21	2	3	0
Cherry Hill Dist 16	122	17	13.93%	16	1	0	0
Cherry Hill Dist 17	162	23	14.20%	17	3	2	0
Cherry Hill Dist 18	145	24	16.55%	19	0	3	1
Cherry Hill Dist 19	121	17	14.05%	12	2	1	1
Cherry Hill Dist 20	260	33	12.69%	28	2	1	0
Cherry Hill Dist 21	190	25	13.16%	18	5	0	0
Cherry Hill Dist 22	253	32	12.65%	27	2	1	0
Cherry Hill Dist 23	168	25	14.88%	19	4	1	0
Cherry Hill Dist 24	177	29	16.38%	26	0	1	0
Cherry Hill Dist 25	191	30	15.71%	23	5	1	0
Cherry Hill Dist 26	263	54	20.53%	40	7	3	1
Cherry Hill Dist 27	197	29	14.72%	24	1	0	1
Cherry Hill Dist 28	171	18	10.53%	16	2	0	0
Cherry Hill Dist 29	245	38	15.51%	31	6	1	0
Cherry Hill Dist 30	67	9	13.43%	7	0	1	1
Cherry Hill Dist 31	142	25	17.61%	19	3	1	1
Cherry Hill Dist 32	68	12	17.65%	9	2	1	0
Cherry Hill Dist 33	239	46	19.25%	36	9	0	0
Cherry Hill Dist 34	233	25	10.73%	23	0	2	0
Cherry Hill Dist 35	338	69	20.41%	58	5	1	1
Cherry Hill Dist 36	128	19	14.84%	15	1	1	1
Cherry Hill Dist 37	150	16	10.67%	14	1	0	0

Camden County  
 Primary Election  
 June 5, 2012

Official Results

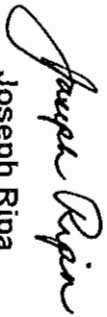
  
 Joseph Ripa  
 Camden County Clerk

REPUBLICAN US PRESIDENT  
 Vote for 1

	Registered Voters	Ballots Cast	% Turnout	Mitt Romney	Ron Paul	Rick Santorum	Newt Gingrich
Cherry Hill Dist 38	84	14	16.67%	10	2	0	1
Cherry Hill Dist 39	145	18	12.41%	14	1	0	0
Cherry Hill Dist 40	183	29	15.85%	20	4	1	3
Cherry Hill Dist 41	178	27	15.17%	23	2	1	0
Cherry Hill Dist 42	160	31	19.38%	26	2	1	2
Cherry Hill Dist 43	197	19	9.64%	17	0	1	0
Cherry Hill Dist 44	155	15	9.68%	14	1	0	0
Cherry Hill Dist 45	255	43	16.86%	34	6	0	1
Cherry Hill Dist 46	201	25	12.44%	19	3	2	0
Cherry Hill Dist 47	93	9	9.68%	9	0	0	0
Cherry Hill Dist 48	33	1	3.03%	0	0	0	0
Cherry Hill Mail-In Ballot	0	174	0.00%	135	17	11	5
Cherry Hill Provisional	0	4	0.00%	3	0	0	0
Cherry Hill Mail-In Ballot Rejected	0	0	0.00%	0	0	0	0
Cherry Hill Provisional Rejected	0	0	0.00%	0	0	0	0
Cherry Hill Emergency Ballots	0	0	0.00%	0	0	0	0
<b>Totals - Cherry Hill</b>	<b>8374</b>	<b>1465</b>	<b>17.49%</b>	<b>1156</b>	<b>155</b>	<b>59</b>	<b>30</b>
Chesilhurst Dist 1	81	17	20.99%	4	1	7	1
Chesilhurst Mail-In Ballot	0	2	0.00%	2	0	0	0
Chesilhurst Provisional	0	0	0.00%	0	0	0	0
Chesilhurst Mail-In Ballot Rejected	0	0	0.00%	0	0	0	0
Chesilhurst Provisional Rejected	0	0	0.00%	0	0	0	0
Chesilhurst Emergency Ballots	0	0	0.00%	0	0	0	0
<b>Totals - Chesilhurst</b>	<b>81</b>	<b>19</b>	<b>23.46%</b>	<b>6</b>	<b>1</b>	<b>7</b>	<b>1</b>
Clementon Dist 1	131	29	22.14%	21	4	2	0
Clementon Dist 2	128	33	25.78%	24	0	5	0
Clementon Dist 3	145	17	11.72%	10	3	4	0
Clementon Mail-In Ballot	0	8	0.00%	5	3	0	0
Clementon Provisional	0	0	0.00%	0	0	0	0

Camden County  
 Primary Election  
 June 5, 2012

Official Results

  
 Joseph Ripa  
 Camden County Clerk


REPUBLICAN US PRESIDENT

Vote for 1

	Registered Voters	Ballots Cast	% Turnout	Mitt Romney	Ron Paul	Rick Santorum	Newt Gingrich
Clementon Mail-In Ballot Rejected	0	0	0.00%	0	0	0	0
Clementon Provisional Rejected	0	0	0.00%	0	0	0	0
Clementon Emergency Ballots	0	0	0.00%	0	0	0	0
<b>Totals - Clementon</b>	<b>404</b>	<b>87</b>	<b>21.53%</b>	<b>60</b>	<b>10</b>	<b>11</b>	<b>0</b>
Collingswood Dist 1	113	21	18.58%	15	4	2	0
Collingswood Dist 2	136	32	23.53%	19	8	3	1
Collingswood Dist 3	72	13	18.06%	8	1	3	1
Collingswood Dist 4	86	14	16.28%	12	2	0	0
Collingswood Dist 5	60	3	5.00%	2	0	1	0
Collingswood Dist 6	128	22	17.19%	10	5	4	2
Collingswood Dist 7	151	25	16.56%	12	9	1	0
Collingswood Dist 8	143	14	9.79%	7	6	1	0
Collingswood Dist 9	129	18	13.95%	10	5	3	0
Collingswood Dist 10	122	27	22.13%	16	10	0	0
Collingswood Dist 11	120	26	21.67%	15	5	5	0
Collingswood Dist 12	94	22	23.40%	19	0	0	1
Collingswood Mail-In Ballot	0	18	0.00%	14	3	1	0
Collingswood Provisional	0	0	0.00%	0	0	0	0
Collingswood Mail-In Ballot Rejected	0	0	0.00%	0	0	0	0
Collingswood Provisional Rejected	0	0	0.00%	0	0	0	0
Collingswood Emergency Ballots	0	0	0.00%	0	0	0	0
<b>Totals - Collingswood</b>	<b>1354</b>	<b>255</b>	<b>18.83%</b>	<b>159</b>	<b>58</b>	<b>24</b>	<b>5</b>
Gibbsboro Dist 1	207	20	9.66%	18	0	2	0
Gibbsboro Dist 2	138	23	16.67%	14	4	1	4
Gibbsboro Mail-In Ballot	0	5	0.00%	3	1	0	1
Gibbsboro Provisional	0	0	0.00%	0	0	0	0
Gibbsboro Mail-In Ballot Rejected	0	0	0.00%	0	0	0	0
Gibbsboro Provisional Rejected	0	0	0.00%	0	0	0	0
Gibbsboro Emergency Ballots	0	0	0.00%	0	0	0	0

Camden County  
 Primary Election  
 June 5, 2012

Official Results

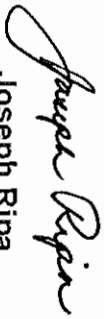
  
 Joseph Ripa  
 Camden County Clerk

REPUBLICAN US PRESIDENT  
 Vote for 1

	Registered Voters	Ballots Cast	% Turnout	Mitt Romney	Ron Paul	Rick Santorum	Newt Gingrich
<b>Totals - Gibbsboro</b>	345	48	13.91%	35	5	3	5
Gloucester City W1 D1	38	10	26.32%	6	2	2	0
Gloucester City W1 D2	48	10	20.83%	4	3	0	0
Gloucester City W1 D3	54	13	24.07%	6	5	1	1
Gloucester City W1 D4	71	18	25.35%	8	10	0	0
Gloucester City Ward 1 Mail-In Ballot	0	2	0.00%	1	1	0	0
Gloucester City Ward 1 Provisional	0	0	0.00%	0	0	0	0
Gloucester City W1 Mail-In Ballot Rejected	0	0	0.00%	0	0	0	0
Gloucester City W1 Provisional Rejected	0	0	0.00%	0	0	0	0
Gloucester City W1 Emergency Ballots	0	0	0.00%	0	0	0	0
<b>Totals - Gloucester City W1</b>	211	53	25.12%	25	21	3	1
Gloucester City W2 D1	73	19	26.03%	13	4	0	0
Gloucester City W2 D2	83	10	12.05%	5	4	0	0
Gloucester City W2 D3	127	22	17.32%	17	0	2	1
Gloucester City Ward 2 Mail-In Ballot	0	4	0.00%	0	1	1	0
Gloucester City Ward 2 Provisional	0	0	0.00%	0	0	0	0
Gloucester City W2 Mail-In Ballot Rejected	0	0	0.00%	0	0	0	0
Gloucester City W2 Provisional Rejected	0	0	0.00%	0	0	0	0
Gloucester City W2 Emergency Ballots	0	0	0.00%	0	0	0	0
<b>Totals - Gloucester City W2</b>	283	55	19.43%	35	9	3	1
Gloucester City W3 D1	90	22	24.44%	10	3	2	0
Gloucester City W3 D2	101	18	17.82%	14	3	1	0
Gloucester City Ward 3 Mail-In Ballot	0	3	0.00%	0	2	1	0
Gloucester City Ward 3 Provisional	0	0	0.00%	0	0	0	0
Gloucester City W3 Mail-In Ballot Rejected	0	0	0.00%	0	0	0	0
Gloucester City W3 Provisional Rejected	0	0	0.00%	0	0	0	0
Gloucester City W3 Emergency Ballots	0	0	0.00%	0	0	0	0

Camden County  
 Primary Election  
 June 5, 2012

Official Results

  
 Joseph Ripa  
 Camden County Clerk

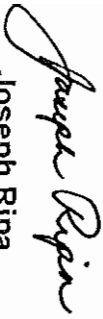
REPUBLICAN US PRESIDENT  
 Vote for 1

	Registered Voters	Ballots Cast	% Turnout	Mitt Romney	Ron Paul	Rick Santorum	Newt Gingrich
Totals - Gloucester City W3	191	43	22.51%	24	8	4	0
Totals - Gloucester City	685	151	22.04%	84	38	10	2
Gloucester Twp Dist 1	109	18	16.51%	8	3	3	3
Gloucester Twp Dist 2	95	20	21.05%	15	1	0	2
Gloucester Twp Dist 3	136	14	10.29%	9	3	1	0
Gloucester Twp Dist 4	197	32	16.24%	15	6	4	0
Gloucester Twp Dist 5	158	15	9.49%	12	1	0	1
Gloucester Twp Dist 6	234	30	12.82%	20	2	2	2
Gloucester Twp Dist 7	190	32	16.84%	19	6	2	1
Gloucester Twp Dist 8	115	12	10.43%	12	0	0	0
Gloucester Twp Dist 9	216	27	12.50%	22	2	0	0
Gloucester Twp Dist 10	165	29	17.58%	21	3	2	0
Gloucester Twp Dist 11	207	47	22.71%	34	7	0	2
Gloucester Twp Dist 12	193	28	14.51%	19	2	3	1
Gloucester Twp Dist 13	147	26	17.69%	18	2	1	1
Gloucester Twp Dist 14	98	13	13.27%	11	1	0	1
Gloucester Twp Dist 15	216	32	14.81%	21	4	2	1
Gloucester Twp Dist 16	215	38	17.67%	28	7	0	0
Gloucester Twp Dist 17	215	36	16.74%	17	13	4	1
Gloucester Twp Dist 18	150	32	21.33%	20	10	1	0
Gloucester Twp Dist 19	174	19	10.92%	12	3	1	0
Gloucester Twp Dist 20	141	20	14.18%	9	5	0	2
Gloucester Twp Dist 21	116	20	17.24%	16	2	1	0
Gloucester Twp Dist 22	109	14	12.84%	11	2	0	0
Gloucester Twp Dist 23	140	12	8.57%	5	3	1	0
Gloucester Twp Dist 24	184	28	15.22%	22	3	2	0
Gloucester Twp Dist 25	185	27	14.59%	17	5	0	0
Gloucester Twp Dist 26	159	20	12.58%	11	3	4	0
Gloucester Twp Dist 27	184	41	22.28%	34	5	0	2
Gloucester Twp Dist 28	122	17	13.93%	12	3	1	1



Camden County  
 Primary Election  
 June 5, 2012

Official Results

  
 Joseph Ripa  
 Camden County Clerk

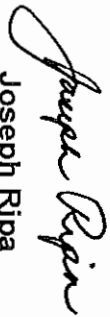
REPUBLICAN US PRESIDENT

Vote for 1

	Registered Voters	Ballots Cast	% Turnout	Mitt Romney	Ron Paul	Rick Santorum	Newt Gingrich
Gloucester Twp Dist 29	163	18	11.04%	13	3	1	0
Gloucester Twp Dist 30	215	28	13.02%	18	6	2	0
Gloucester Twp Dist 31	135	20	14.81%	19	1	0	0
Gloucester Twp Dist 32	180	36	20.00%	27	5	3	0
Gloucester Twp Dist 33	102	17	16.67%	9	8	0	0
Gloucester Twp Dist 34	109	26	23.85%	19	3	3	0
Gloucester Twp Dist 35	123	17	13.82%	12	2	2	0
Gloucester Twp Dist 36	135	20	14.81%	10	4	3	1
Gloucester Twp Dist 37	20	1	5.00%	0	0	1	0
Gloucester Twp Dist 38	78	13	16.67%	7	4	1	0
Gloucester Twp Dist 39	83	10	12.05%	8	2	0	0
Gloucester Twp Dist 40	125	11	8.80%	7	2	0	1
Gloucester Twp Mail-In Ballot	0	101	0.00%	71	13	8	4
Gloucester Twp Provisional	0	3	0.00%	1	2	0	0
Gloucester Twp Mail-In Ballot Rejected	0	0	0.00%	0	0	0	0
Gloucester Twp Provisional Rejected	0	0	0.00%	0	0	0	0
Gloucester Twp Emergency Ballots	0	0	0.00%	0	0	0	0
<b>Totals - Gloucester Twp</b>	<b>6038</b>	<b>1020</b>	<b>16.89%</b>	<b>691</b>	<b>162</b>	<b>60</b>	<b>27</b>
Haddon Twp Dist 1	136	16	11.76%	13	3	0	0
Haddon Twp Dist 2	101	12	11.88%	9	3	0	0
Haddon Twp Dist 3	188	22	11.70%	14	2	2	0
Haddon Twp Dist 4	106	22	20.75%	14	6	0	2
Haddon Twp Dist 5	70	13	18.57%	11	1	0	0
Haddon Twp Dist 6	100	20	20.00%	10	9	1	0
Haddon Twp Dist 7	112	20	17.86%	13	3	2	0
Haddon Twp Dist 8	128	20	15.63%	17	1	1	1
Haddon Twp Dist 9	89	13	14.61%	10	2	0	0
Haddon Twp Dist 10	133	33	24.81%	20	6	4	0
Haddon Twp Dist 11	168	37	22.02%	27	5	2	1
Haddon Twp Dist 12	294	45	15.31%	39	2	0	0
Haddon Twp Dist 13	122	15	12.30%	7	6	1	1

Camden County  
 Primary Election  
 June 5, 2012

Official Results

  
 Joseph Ripa  
 Camden County Clerk

REPUBLICAN US PRESIDENT  
 Vote for 1

	Registered Voters	Ballots Cast	% Turnout	Mitt Romney	Ron Paul	Rick Santorum	Newt Gingrich
Haddon Twp Dist 14	129	20	15.50%	13	5	0	1
Haddon Twp Dist 15	146	35	23.97%	27	3	4	0
Haddon Twp Mail-In Ballot	0	34	0.00%	26	2	2	2
Haddon Twp Provisional	0	2	0.00%	1	1	0	0
Haddon Twp Mail-In Ballot Rejected	0	0	0.00%	0	0	0	0
Haddon Twp Provisional Rejected	0	0	0.00%	0	0	0	0
Haddon Twp Emergency Ballots	0	0	0.00%	0	0	0	0
<b>Totals - Haddon Twp</b>	<b>2022</b>	<b>379</b>	<b>18.74%</b>	<b>271</b>	<b>60</b>	<b>19</b>	<b>8</b>
Haddonfield Dist 1	274	42	15.33%	30	11	0	1
Haddonfield Dist 2	240	23	9.58%	21	1	1	0
Haddonfield Dist 3	165	33	20.00%	24	6	2	0
Haddonfield Dist 4	259	40	15.44%	36	1	1	0
Haddonfield Dist 5	195	29	14.87%	25	0	0	1
Haddonfield Dist 6	247	29	11.74%	25	1	2	0
Haddonfield Dist 7	200	26	13.00%	20	3	1	0
Haddonfield Dist 8	203	27	13.30%	23	2	0	0
Haddonfield Dist 9	235	36	15.32%	30	4	0	0
Haddonfield Dist 10	207	47	22.71%	38	4	1	4
Haddonfield Mail-In Ballot	0	21	0.00%	17	1	3	0
Haddonfield Provisional	0	2	0.00%	1	1	0	0
Haddonfield Mail-In Ballot Rejected	0	0	0.00%	0	0	0	0
Haddonfield Provisional Rejected	0	0	0.00%	0	0	0	0
Haddonfield Emergency Ballots	0	0	0.00%	0	0	0	0
<b>Totals - Haddonfield</b>	<b>2225</b>	<b>355</b>	<b>15.96%</b>	<b>290</b>	<b>35</b>	<b>11</b>	<b>6</b>
Haddon Heights Dist 1	160	19	11.88%	15	0	1	0
Haddon Heights Dist 2	106	19	17.92%	13	2	0	1
Haddon Heights Dist 3	262	49	18.70%	37	1	6	1
Haddon Heights Dist 4	151	32	21.19%	27	2	1	0
Haddon Heights Dist 5	188	33	17.55%	22	1	2	2

Camden County  
 Primary Election  
 June 5, 2012

Official Results

  
 Joseph Ripa  
 Camden County Clerk

REPUBLICAN US PRESIDENT

Vote for 1

	Registered Voters	Ballots Cast	% Turnout	Mitt Romney	Ron Paul	Rick Santorum	Newt Gingrich
Haddon Heights Dist 6	216	36	16.67%	24	5	5	1
Haddon Heights Dist 7	221	32	14.48%	25	2	1	2
Haddon Heights Mail-In Ballot	0	19	0.00%	11	3	3	1
Haddon Heights Provisional	0	0	0.00%	0	0	0	0
Haddon Heights Mail-In Ballot Rejected	0	0	0.00%	0	0	0	0
Haddon Heights Provisional Rejected	0	0	0.00%	0	0	0	0
Haddon Heights Emergency Ballots	0	0	0.00%	0	0	0	0
<b>Totals - Haddon Heights</b>	<b>1304</b>	<b>239</b>	<b>18.33%</b>	<b>174</b>	<b>16</b>	<b>19</b>	<b>8</b>
Hi-Nella Dist 1	65	8	12.31%	7	1	0	0
Hi Nella Mail-In Ballot	0	1	0.00%	1	0	0	0
Hi Nella Provisional	0	0	0.00%	0	0	0	0
Hi Nella Mail-In Ballot Rejected	0	0	0.00%	0	0	0	0
Hi Nella Provisional Rejected	0	0	0.00%	0	0	0	0
Hi Nella Emergency Ballots	0	0	0.00%	0	0	0	0
<b>Totals - Hi-Nella</b>	<b>65</b>	<b>9</b>	<b>13.85%</b>	<b>8</b>	<b>1</b>	<b>0</b>	<b>0</b>
Laurel Springs Dist 1	131	34	25.95%	16	11	4	0
Laurel Springs Dist 2	165	23	13.94%	14	6	2	0
Laurel Springs Mail-In Ballot	0	2	0.00%	1	0	0	1
Laurel Springs Provisional	0	0	0.00%	0	0	0	0
Laurel Springs Mail-In Ballot Rejected	0	0	0.00%	0	0	0	0
Laurel Springs Provisional Rejected	0	0	0.00%	0	0	0	0
Laurel Springs Emergency Ballots	0	0	0.00%	0	0	0	0
<b>Totals - Laurel Springs</b>	<b>296</b>	<b>59</b>	<b>19.93%</b>	<b>31</b>	<b>17</b>	<b>6</b>	<b>1</b>
Lawnside Dist 1	54	2	3.70%	0	0	0	0
Lawnside Dist 2	41	6	14.63%	0	0	0	0
Lawnside Mail-In Ballot	0	1	0.00%	0	1	0	0
Lawnside Provisional	0	0	0.00%	0	0	0	0

Camden County  
 Primary Election  
 June 5, 2012

Official Results


*Joseph Ripa*  
 Joseph Ripa  
 Camden County Clerk

REPUBLICAN US PRESIDENT  
 Vote for 1

	Registered Voters	Ballots Cast	% Turnout	Mitt Romney	Ron Paul	Rick Santorum	Newt Gingrich
Lawnside Mail-In Ballot Rejected	0	0	0.00%	0	0	0	0
Lawnside Provisional Rejected	0	0	0.00%	0	0	0	0
Lawnside Emergency Ballots	0	0	0.00%	0	0	0	0
<b>Totals - Lawnside</b>	<b>95</b>	<b>9</b>	<b>9.47%</b>	<b>0</b>	<b>1</b>	<b>0</b>	<b>0</b>
Lindenwold Dist 1	145	39	26.90%	27	9	0	3
Lindenwold Dist 2	117	20	17.09%	15	2	0	2
Lindenwold Dist 3	95	16	16.84%	9	3	1	2
Lindenwold Dist 4	134	16	11.94%	10	5	1	0
Lindenwold Dist 5	46	10	21.74%	8	0	0	1
Lindenwold Dist 6	64	9	14.06%	8	0	0	0
Lindenwold Dist 7	28	7	25.00%	5	1	1	0
Lindenwold Dist 8	67	5	7.46%	3	1	0	0
Lindenwold Dist 9	41	10	24.39%	7	3	0	0
Lindenwold Mail-In Ballot	0	10	0.00%	8	2	0	0
Lindenwold Provisional	0	0	0.00%	0	0	0	0
Lindenwold Mail-In Ballot Rejected	0	0	0.00%	0	0	0	0
Lindenwold Provisional Rejected	0	0	0.00%	0	0	0	0
Lindenwold Emergency Ballots	0	0	0.00%	0	0	0	0
<b>Totals - Lindenwold</b>	<b>737</b>	<b>142</b>	<b>19.27%</b>	<b>100</b>	<b>26</b>	<b>3</b>	<b>8</b>
Magnolia Dist 1	74	7	9.46%	5	1	0	0
Magnolia Dist 2	89	6	6.74%	2	1	1	1
Magnolia Dist 3	113	19	16.81%	16	2	0	0
Magnolia Dist 4	86	16	18.60%	14	1	0	0
Magnolia Mail-In Ballot	0	3	0.00%	3	0	0	0
Magnolia Provisional	0	0	0.00%	0	0	0	0
Magnolia Mail-In Ballot Rejected	0	0	0.00%	0	0	0	0
Magnolia Provisional Rejected	0	0	0.00%	0	0	0	0
Magnolia Emergency Ballots	0	0	0.00%	0	0	0	0

Camden County  
 Primary Election  
 June 5, 2012

Official Results


  
 Joseph Ripa  
 Camden County Clerk

REPUBLICAN US PRESIDENT  
 Vote for 1

	Registered Voters	Ballots Cast	% Turnout	Mitt Romney	Ron Paul	Rick Santorum	Newt Gingrich
Totals - Magnolia	362	51	14.09%	40	5	1	1
Merchantville Dist 1	226	56	24.78%	30	9	9	5
Merchantville Dist 2	146	17	11.64%	9	2	2	0
Merchantville Dist 3	100	11	11.00%	4	7	0	0
Merchantville Mail-In Ballot	0	2	0.00%	1	1	0	0
Merchantville Provisional	0	0	0.00%	0	0	0	0
Merchantville Mail-In Ballot Rejected	0	0	0.00%	0	0	0	0
Merchantville Provisional Rejected	0	0	0.00%	0	0	0	0
Merchantville Emergency Ballots	0	0	0.00%	0	0	0	0
Totals - Merchantville	472	86	18.22%	44	19	11	5
Mt. Ephraim Dist 1	86	11	12.79%	7	3	0	0
Mt. Ephraim Dist 2	107	20	18.69%	16	2	2	0
Mt. Ephraim Dist 3	129	37	28.68%	29	4	2	0
Mt. Ephraim Dist 4	81	19	23.46%	12	4	3	0
Mt. Ephraim Mail-In Ballot	0	4	0.00%	3	0	0	1
Mt. Ephraim Provisional	0	2	0.00%	0	2	0	0
Mt. Ephraim Mail-In Ballot Rejected	0	0	0.00%	0	0	0	0
Mt. Ephraim Provisional Rejected	0	0	0.00%	0	0	0	0
Mt. Ephraim Emergency Ballots	0	0	0.00%	0	0	0	0
Totals - Mt. Ephraim	403	93	23.08%	67	15	7	1
Oaklyn Dist 1	95	19	20.00%	14	5	0	0
Oaklyn Dist 2	108	16	14.81%	10	3	1	1
Oaklyn Dist 3	106	25	23.58%	19	2	1	1
Oaklyn Dist 4	109	19	17.43%	9	6	3	0
Oaklyn Mail-In Ballot	0	5	0.00%	5	0	0	0
Oaklyn Provisional	0	0	0.00%	0	0	0	0
Oaklyn Mail-In Ballot Rejected	0	0	0.00%	0	0	0	0
Oaklyn Provisional Rejected	0	0	0.00%	0	0	0	0

Camden County  
 Primary Election  
 June 5, 2012

Official Results


  
 Joseph Ripa  
 Camden County Clerk

REPUBLICAN US PRESIDENT  
 Vote for 1

	Registered Voters	Ballots Cast	% Turnout	Mitt Romney	Ron Paul	Rick Santorum	Newt Gingrich
Oaklyn Emergency Ballots	0	0	0.00%	0	0	0	0
Totals - Oaklyn	418	84	20.10%	57	16	5	2
Pennsauken Dist 1	77	14	18.18%	13	1	0	0
Pennsauken Dist 2	48	9	18.75%	7	0	0	1
Pennsauken Dist 3	141	24	17.02%	21	1	0	0
Pennsauken Dist 4	90	16	17.78%	9	2	2	0
Pennsauken Dist 5	130	20	15.38%	13	3	1	1
Pennsauken Dist 6	155	29	18.71%	20	2	4	1
Pennsauken Dist 7	111	23	20.72%	12	8	1	1
Pennsauken Dist 8	111	11	9.91%	10	1	0	0
Pennsauken Dist 9	101	16	15.84%	8	4	1	1
Pennsauken Dist 10	94	22	23.40%	21	1	0	0
Pennsauken Dist 11	189	22	11.64%	14	6	1	0
Pennsauken Dist 12	67	9	13.43%	8	0	0	0
Pennsauken Dist 13	134	31	23.13%	18	3	8	0
Pennsauken Dist 14	69	13	18.84%	11	1	1	0
Pennsauken Dist 15	57	9	15.79%	6	2	1	0
Pennsauken Dist 16	27	5	18.52%	4	1	0	0
Pennsauken Dist 17	119	25	21.01%	22	0	2	0
Pennsauken Dist 18	147	33	22.45%	19	4	6	0
Pennsauken Dist 19	74	11	14.86%	5	2	1	1
Pennsauken Dist 20	19	1	5.26%	1	0	0	0
Pennsauken Dist 21	78	13	16.67%	11	1	0	1
Pennsauken Dist 22	101	26	25.74%	17	3	3	0
Pennsauken Dist 23	67	13	19.40%	9	2	0	0
Pennsauken Dist 24	13	4	30.77%	2	1	0	0
Pennsauken Mail-In Ballot	0	39	0.00%	29	7	1	0
Pennsauken Provisional	0	0	0.00%	0	0	0	0
Pennsauken Mail-In Ballot Rejected	0	0	0.00%	0	0	0	0
Pennsauken Provisional Rejected	0	0	0.00%	0	0	0	0
Pennsauken Emergency Ballots	0	0	0.00%	0	0	0	0

Camden County  
 Primary Election  
 June 5, 2012

Official Results

  
 Joseph Ripa  
 Camden County Clerk

REPUBLICAN US PRESIDENT  
 Vote for 1

	Registered Voters	Ballots Cast	% Turnout	Mitt Romney	Ron Paul	Rick Santorum	Newt Gingrich
Totals - Pennsauken	2219	438	19.74%	310	56	33	7
Pine Hill Dist 1	79	12	15.19%	9	2	0	0
Pine Hill Dist 2	128	9	7.03%	5	0	4	0
Pine Hill Dist 3	151	19	12.58%	16	2	1	0
Pine Hill Dist 4	91	14	15.38%	10	2	1	0
Pine Hill Dist 5	130	13	10.00%	7	4	2	0
Pine Hill Dist 6	60	4	6.67%	1	2	1	0
Pine Hill Mail-In Ballot	0	9	0.00%	5	1	2	0
Pine Hill Provisional	0	1	0.00%	1	0	0	0
Pine Hill Mail-In Ballot Rejected	0	0	0.00%	0	0	0	0
Pine Hill Provisional Rejected	0	0	0.00%	0	0	0	0
Pine Hill Emergency Ballots	0	0	0.00%	0	0	0	0
Totals - Pine Hill	639	81	12.68%	54	13	11	0
Pine Valley Dist 1	7	0	0.00%	0	0	0	0
Pine Valley Mail-In Ballot	0	8	0.00%	7	1	0	0
Pine Valley Provisional	0	0	0.00%	0	0	0	0
Pine Valley Mail-In Ballot Rejected	0	0	0.00%	0	0	0	0
Pine Valley Provisional Rejected	0	0	0.00%	0	0	0	0
Pine Valley Emergency Ballots	0	0	0.00%	0	0	0	0
Totals - Pine Valley	7	8	114.29%	7	1	0	0
Runnemede Dist 1	85	12	14.12%	8	3	0	0
Runnemede Dist 2	92	28	30.43%	20	3	2	2
Runnemede Dist 3	84	13	15.48%	9	2	1	0
Runnemede Dist 4	76	15	19.74%	9	1	1	0
Runnemede Dist 5	114	27	23.68%	19	6	1	0
Runnemede Dist 6	110	28	25.45%	17	3	3	1
Runnemede Mail-In Ballot	0	11	0.00%	8	1	1	1

Camden County  
 Primary Election  
 June 5, 2012

Official Results

*Joseph Ripa*  
 Joseph Ripa  
 Camden County Clerk

REPUBLICAN US PRESIDENT  
 Vote for 1

	Registered Voters	Ballots Cast	% Turnout	Mitt Romney	Ron Paul	Rick Santorum	Newt Gingrich
Runnemedede Provisional	0	0	0.00%	0	0	0	0
Runnemedede Mail-In Ballot Rejected	0	0	0.00%	0	0	0	0
Runnemedede Provisional Rejected	0	0	0.00%	0	0	0	0
Runnemedede Emergency Ballots	0	0	0.00%	0	0	0	0
<b>Totals - Runnemedede</b>	<b>561</b>	<b>134</b>	<b>23.89%</b>	<b>90</b>	<b>19</b>	<b>9</b>	<b>4</b>
Somerdale Dist 1	126	19	15.08%	14	3	1	0
Somerdale Dist 2	91	8	8.79%	2	3	0	2
Somerdale Dist 3	35	7	20.00%	3	3	1	0
Somerdale Dist 4	65	13	20.00%	9	2	1	0
Somerdale Mail-In Ballot	0	2	0.00%	0	1	1	0
Somerdale Provisional	0	0	0.00%	0	0	0	0
Somerdale Mail-In Ballot Rejected	0	0	0.00%	0	0	0	0
Somerdale Provisional Rejected	0	0	0.00%	0	0	0	0
Somerdale Emergency Ballots	0	0	0.00%	0	0	0	0
<b>Totals - Somerdale</b>	<b>317</b>	<b>49</b>	<b>15.46%</b>	<b>28</b>	<b>12</b>	<b>4</b>	<b>2</b>
Stratford Dist 1	151	31	20.53%	19	6	3	1
Stratford Dist 2	162	27	16.67%	17	2	5	0
Stratford Dist 3	140	20	14.29%	13	4	1	1
Stratford Dist 4	232	45	19.40%	31	6	4	1
Stratford Dist 5	51	8	15.69%	4	4	0	0
Stratford Dist 6	177	17	9.60%	16	0	0	0
Stratford Mail-In Ballot	0	20	0.00%	15	2	2	0
Stratford Provisional	0	0	0.00%	0	0	0	0
Stratford Mail-In Ballot Rejected	0	0	0.00%	0	0	0	0
Stratford Provisional Rejected	0	0	0.00%	0	0	0	0
Stratford Emergency Ballots	0	0	0.00%	0	0	0	0
<b>Totals - Stratford</b>	<b>913</b>	<b>168</b>	<b>18.40%</b>	<b>115</b>	<b>24</b>	<b>15</b>	<b>3</b>



Camden County  
 Primary Election  
 June 5, 2012

Official Results


*Joseph Ripa*  
 Joseph Ripa  
 Camden County Clerk

REPUBLICAN US PRESIDENT  
 Vote for 1

	Registered Voters	Ballots Cast	% Turnout	Mitt Romney	Ron Paul	Rick Santorum	Newt Gingrich
Tavistock Dist 1	5	0	0.00%	0	0	0	0
Tavistock Mail-In Ballot	0	2	0.00%	0	2	0	0
Tavistock Provisional	0	0	0.00%	0	0	0	0
Tavistock Mail-In Ballot Rejected	0	0	0.00%	0	0	0	0
Tavistock Provisional Rejected	0	0	0.00%	0	0	0	0
Tavistock Emergency Ballots	0	0	0.00%	0	0	0	0
Totals - Tavistock	5	2	40.00%	0	2	0	0
Voorhees Dist 1	184	25	13.59%	14	6	2	0
Voorhees Dist 2	204	34	16.67%	21	10	3	0
Voorhees Dist 3	102	17	16.67%	13	1	1	0
Voorhees Dist 4	114	17	14.91%	10	4	1	0
Voorhees Dist 5	136	20	14.71%	17	0	0	3
Voorhees Dist 6	247	25	10.12%	17	4	1	0
Voorhees Dist 7	161	22	13.66%	19	0	2	0
Voorhees Dist 8	185	14	7.57%	13	0	0	0
Voorhees Dist 9	224	14	6.25%	15	1	0	0
Voorhees Dist 10	140	20	14.29%	14	4	1	0
Voorhees Dist 11	243	32	13.17%	23	4	3	1
Voorhees Dist 12	152	22	14.47%	16	4	0	0
Voorhees Dist 13	162	17	10.49%	11	2	0	2
Voorhees Dist 14	103	15	14.56%	11	4	0	0
Voorhees Dist 15	201	23	11.44%	19	1	1	1
Voorhees Dist 16	148	16	10.81%	15	0	0	0
Voorhees Dist 17	136	27	19.85%	26	0	0	0
Voorhees Dist 18	101	13	12.87%	8	4	0	1
Voorhees Dist 19	148	16	10.81%	10	3	0	1
Voorhees Mail-In Ballot	0	57	0.00%	44	5	1	5
Voorhees Provisional	0	4	0.00%	3	0	0	1
Voorhees Mail-In Ballot Rejected	0	0	0.00%	0	0	0	0
Voorhees Provisional Rejected	0	0	0.00%	0	0	0	0
Voorhees Emergency Ballots	0	0	0.00%	0	0	0	0

Camden County  
 Primary Election  
 June 5, 2012

Official Results


  
 Joseph Ripa  
 Camden County Clerk

REPUBLICAN US PRESIDENT  
 Vote for 1

	Registered Voters	Ballots Cast	% Turnout	Mitt Romney	Ron Paul	Rick Santorum	Newt Gingrich
Totals - Voorhees	3091	457	14.78%	340	60	18	15
Waterford Dist 1	206	20	9.71%	14	1	2	3
Waterford Dist 2	157	20	12.74%	13	2	2	0
Waterford Dist 3	201	33	16.42%	21	10	1	1
Waterford Dist 4	178	40	22.47%	26	8	2	0
Waterford Dist 5	159	13	8.18%	8	1	0	2
Waterford Dist 6	215	37	17.21%	23	8	1	0
Waterford Dist 7	229	38	16.59%	20	6	8	0
Waterford Dist 8	53	16	30.19%	12	3	0	1
Waterford Mail-In Ballot	0	17	0.00%	14	0	0	2
Waterford Provisional	0	0	0.00%	0	0	0	0
Waterford Mail-In Ballot Rejected	0	0	0.00%	0	0	0	0
Waterford Provisional Rejected	0	0	0.00%	0	0	0	0
Waterford Emergency Ballots	0	0	0.00%	0	0	0	0
Totals - Waterford	1398	234	16.74%	151	39	16	9
Winslow W1 D1	215	50	23.26%	42	5	1	0
Winslow W1 D2	212	28	13.21%	24	3	0	0
Winslow W1 D3	108	17	15.74%	12	2	1	0
Winslow W1 D4	302	33	10.93%	19	11	2	0
Winslow W1 D5	236	33	13.98%	28	3	2	0
Winslow Ward 1 Mail-In Ballot	0	17	0.00%	12	2	2	0
Winslow Ward 1 Provisional	0	0	0.00%	0	0	0	0
Winslow W1 Mail-In Ballot Rejected	0	0	0.00%	0	0	0	0
Winslow W1 Provisional Rejected	0	0	0.00%	0	0	0	0
Winslow W1 Emergency Ballots	0	0	0.00%	0	0	0	0
Totals - Winslow W1	1073	178	16.59%	137	26	8	0
Winslow W2 D1	196	26	13.27%	15	5	6	0

Camden County  
 Primary Election  
 June 5, 2012

Official Results

  
 Joseph Ripa  
 Camden County Clerk

REPUBLICAN US PRESIDENT  
 Vote for 1

	Registered Voters	Ballots Cast	% Turnout	Mitt Romney	Ron Paul	Rick Santorum	Newt Gingrich
Winslow W2 D2	9	0	0.00%	0	0	0	0
Winslow W2 D3	318	63	19.81%	47	5	3	3
Winslow W2 D4	230	29	12.61%	22	5	1	1
Winslow W2 D5	108	26	24.07%	20	1	3	0
Winslow Ward 2 Mail-In Ballot	0	12	0.00%	9	0	2	1
Winslow Ward 2 Provisional	0	0	0.00%	0	0	0	0
Winslow W2 Mail-In Ballot Rejected	0	0	0.00%	0	0	0	0
Winslow W2 Provisional Rejected	0	0	0.00%	0	0	0	0
Winslow W2 Emergency Ballots	0	0	0.00%	0	0	0	0
<b>Totals - Winslow W2</b>	<b>861</b>	<b>156</b>	<b>18.12%</b>	<b>113</b>	<b>16</b>	<b>15</b>	<b>5</b>
Winslow W3 D1	67	7	10.45%	7	0	0	0
Winslow W3 D2	43	9	20.93%	6	1	1	0
Winslow W3 D3	130	20	15.38%	13	5	1	0
Winslow W3 D4	65	9	13.85%	6	1	0	1
Winslow Ward 3 Mail-In Ballot	0	6	0.00%	0	6	0	0
Winslow Ward 3 Provisional	0	1	0.00%	1	0	0	0
Winslow W3 Mail-In Ballot Rejected	0	0	0.00%	0	0	0	0
Winslow W3 Provisional Rejected	0	0	0.00%	0	0	0	0
Winslow W3 Emergency Ballots	0	0	0.00%	0	0	0	0
<b>Totals - Winslow W3</b>	<b>305</b>	<b>52</b>	<b>17.05%</b>	<b>33</b>	<b>13</b>	<b>2</b>	<b>1</b>
Winslow W4 D1	106	24	22.64%	22	1	0	0
Winslow W4 D2	139	13	9.35%	9	1	2	0
Winslow W4 D3	166	19	11.45%	11	4	2	1
Winslow W4 D4	165	23	13.94%	21	1	0	1
Winslow W4 D5	114	11	9.65%	9	1	0	1
Winslow Ward 4 Mail-In Ballot	0	11	0.00%	9	1	1	0
Winslow Ward 4 Provisional	0	0	0.00%	0	0	0	0
Winslow W4 Mail-In Ballot Rejected	0	0	0.00%	0	0	0	0
Winslow W4 Provisional Rejected	0	0	0.00%	0	0	0	0

Camden County  
 Primary Election  
 June 5, 2012

Official Results

*Joseph Ripa*  
 Joseph Ripa  
 Camden County Clerk

REPUBLICAN US PRESIDENT  
 Vote for 1

	Registered Voters	Ballots Cast	% Turnout	Mitt Romney	Ron Paul	Rick Santorum	Newt Gingrich
Winslow W4 Emergency Ballots	0	0	0.00%	0	0	0	0
Totals - Winslow W4	690	101	14.64%	81	9	5	3
Totals - Winslow	2929	487	16.63%	364	64	30	9
Woodlynn Dist 1	56	11	19.64%	6	1	1	0
Woodlynn Dist 2	38	8	21.05%	7	1	0	0
Woodlynn Mail-In Ballot	0	0	0.00%	0	0	0	0
Woodlynn Provisional	0	0	0.00%	0	0	0	0
Woodlynn Mail-In Ballot Rejected	0	0	0.00%	0	0	0	0
Woodlynn Provisional Rejected	0	0	0.00%	0	0	0	0
Woodlynn Emergency Ballots	0	0	0.00%	0	0	0	0
Totals - Woodlynn	94	19	20.21%	13	2	1	0
Totals - Grand Totals	43237	7557	17.48%	5381	1060	465	184

Camden County  
 Primary Election  
 June 5, 2012

Official Results

*Joseph Ripa*  
 Joseph Ripa  
 Camden County Clerk

REPUBLICAN PRESIDENTIAL DELEGATES

Vote for 1

	Registered Voters	Ballots Cast	% Turnout	Romney Delegates	Paul Delegates	Santorum Delegates	Gingrich Delegates	Miles Delegate
Audubon Boro Dist 1	95	11	11.58%	4	0	2	0	1
Audubon Boro Dist 2	135	16	11.85%	12	2	1	0	0
Audubon Boro Dist 3	175	25	14.29%	14	2	0	0	0
Audubon Boro Dist 4	116	18	15.52%	7	2	1	1	0
Audubon Boro Dist 5	147	25	17.01%	16	1	1	0	0
Audubon Boro Dist 6	173	24	13.87%	13	5	1	0	0
Audubon Boro Dist 7	131	18	13.74%	7	1	2	1	0
Audubon Boro Dist 8	129	19	14.73%	11	2	0	0	0
Audubon Boro Mail-In Ballot	0	7	0.00%	2	0	0	0	0
Audubon Boro Provisional	0	0	0.00%	0	0	0	0	0
Audubon Boro Mail-In Ballot Rejected	0	0	0.00%	0	0	0	0	0
Audubon Boro Provisional Rejected	0	0	0.00%	0	0	0	0	0
Audubon Boro Emergency Ballots	0	0	0.00%	0	0	0	0	0
<b>Totals - Audubon Boro</b>	<b>1101</b>	<b>163</b>	<b>14.80%</b>	<b>86</b>	<b>15</b>	<b>8</b>	<b>2</b>	<b>1</b>
Audubon Park Dist 1	58	13	22.41%	4	0	0	0	0
Audubon Park Mail-In Ballot	0	0	0.00%	0	0	0	0	0
Audubon Park Provisional	0	0	0.00%	0	0	0	0	0
Audubon Park Mail-In Ballot Rejected	0	0	0.00%	0	0	0	0	0
Audubon Park Provisional Rejected	0	0	0.00%	0	0	0	0	0
Audubon Park Emergency Ballots	0	0	0.00%	0	0	0	0	0
<b>Totals - Audubon Park</b>	<b>58</b>	<b>13</b>	<b>22.41%</b>	<b>4</b>	<b>0</b>	<b>0</b>	<b>0</b>	<b>0</b>
Barrington Dist 1	205	30	14.63%	12	2	0	0	0
Barrington Dist 2	176	27	15.34%	14	1	1	0	0
Barrington Dist 3	189	33	17.46%	23	1	0	0	0
Barrington Dist 4	174	30	17.24%	16	2	3	0	0
Barrington Dist 5	120	20	16.67%	14	1	0	0	0
Barrington Mail-In Ballot	0	16	0.00%	8	1	3	0	0
Barrington Provisional	0	0	0.00%	0	0	0	0	0
Barrington Mail-In Ballot Rejected	0	0	0.00%	0	0	0	0	0

Camden County  
 Primary Election  
 June 5, 2012

Official Results

  
 Joseph Ripa  
 Camden County Clerk


REPUBLICAN PRESIDENTIAL DELEGATES

Vote for 1

	Registered Voters	Ballots Cast	% Turnout	Romney Delegates	Paul Delegates	Santorum Delegates	Gingrich Delegates	Miles Delegate
Barrington Provisional Rejected	0	0	0.00%	0	0	0	0	0
Barrington Emergency Ballots	0	0	0.00%	0	0	0	0	0
<b>Totals - Barrington</b>	<b>864</b>	<b>156</b>	<b>18.06%</b>	<b>87</b>	<b>8</b>	<b>7</b>	<b>0</b>	<b>0</b>
Bellmawr Dist 1	160	44	27.50%	23	5	1	0	0
Bellmawr Dist 2	157	33	21.02%	13	4	0	0	0
Bellmawr Dist 3	119	30	25.21%	12	2	0	0	0
Bellmawr Dist 4	93	17	18.28%	11	1	0	0	0
Bellmawr Dist 5	116	23	19.83%	11	1	1	0	0
Bellmawr Dist 6	120	33	27.50%	14	6	1	1	0
Bellmawr Dist 7	92	21	22.83%	10	3	0	0	0
Bellmawr Mail-In Ballot	0	21	0.00%	18	1	1	0	0
Bellmawr Provisional	0	0	0.00%	0	0	0	0	0
Bellmawr Mail-In Ballot Rejected	0	0	0.00%	0	0	0	0	0
Bellmawr Provisional Rejected	0	0	0.00%	0	0	0	0	0
Bellmawr Emergency Ballots	0	0	0.00%	0	0	0	0	0
<b>Totals - Bellmawr</b>	<b>857</b>	<b>222</b>	<b>25.90%</b>	<b>112</b>	<b>23</b>	<b>4</b>	<b>1</b>	<b>0</b>
Berlin Boro Dist 1	158	26	16.46%	13	1	0	0	0
Berlin Boro Dist 2	282	55	19.50%	32	4	0	0	0
Berlin Boro Dist 3	209	35	16.75%	19	0	1	1	0
Berlin Boro Dist 4	242	38	15.70%	18	5	2	0	0
Berlin Boro Dist 5	118	21	17.80%	12	3	1	3	0
Berlin Boro Mail-In Ballot	0	11	0.00%	8	1	1	0	0
Berlin Boro Provisional	0	0	0.00%	0	0	0	0	0
Berlin Boro Mail-In Ballot Rejected	0	0	0.00%	0	0	0	0	0
Berlin Boro Provisional Rejected	0	0	0.00%	0	0	0	0	0
Berlin Boro Emergency Ballots	0	0	0.00%	0	0	0	0	0
<b>Totals - Berlin Boro</b>	<b>1009</b>	<b>186</b>	<b>18.43%</b>	<b>102</b>	<b>14</b>	<b>5</b>	<b>4</b>	<b>0</b>

Camden County  
 Primary Election  
 June 5, 2012

Official Results

  
 Joseph Ripa  
 Camden County Clerk

REPUBLICAN PRESIDENTIAL DELEGATES


Vote for 1

	Registered Voters	Ballots Cast	% Turnout	Romney Delegates	Paul Delegates	Santorum Delegates	Gingrich Delegates	Miles Delegate
Berlin Twp Dist 1	110	8	7.27%	4	1	0	0	0
Berlin Twp Dist 2	58	5	8.62%	5	0	0	0	0
Berlin Twp Dist 3	62	11	17.74%	6	1	0	0	0
Berlin Twp Dist 4	153	22	14.38%	10	4	1	0	0
Berlin Twp Mail-In Ballot	0	3	0.00%	2	0	0	0	0
Berlin Twp Provisional	0	0	0.00%	0	0	0	0	0
Berlin Twp Mail-In Ballot Rejected	0	0	0.00%	0	0	0	0	0
Berlin Twp Provisional Rejected	0	0	0.00%	0	0	0	0	0
Berlin Twp Emergency Ballots	0	0	0.00%	0	0	0	0	0
<b>Totals - Berlin Twp</b>	<b>383</b>	<b>49</b>	<b>12.79%</b>	<b>27</b>	<b>6</b>	<b>1</b>	<b>0</b>	<b>0</b>
Brooklawn Dist 1	161	18	11.18%	8	0	1	0	0
Brooklawn Mail-In Ballot	0	0	0.00%	0	0	0	0	0
Brooklawn Provisional	0	0	0.00%	0	0	0	0	0
Brooklawn Mail-In Ballot Rejected	0	0	0.00%	0	0	0	0	0
Brooklawn Provisional Rejected	0	0	0.00%	0	0	0	0	0
Brooklawn Emergency Ballots	0	0	0.00%	0	0	0	0	0
<b>Totals - Brooklawn</b>	<b>161</b>	<b>18</b>	<b>11.18%</b>	<b>8</b>	<b>0</b>	<b>1</b>	<b>0</b>	<b>0</b>
Camden City W1 D1	10	3	30.00%	1	2	0	0	0
Camden City W1 D2	39	1	2.56%	1	0	0	0	0
Camden City W1 D3	21	6	28.57%	1	0	0	1	0
Camden City W1 D4	14	0	0.00%	0	0	0	0	0
Camden City W1 D5	34	4	11.76%	3	1	0	0	0
Camden City W1 D6	12	1	8.33%	0	0	0	0	0
Camden City W1 D7	14	0	0.00%	0	0	0	0	0
Camden City W1 D8	11	1	9.09%	1	0	0	0	0
Camden City W1 D9	34	3	8.82%	1	1	0	0	0
Camden City W1 D10	42	7	16.67%	3	0	1	0	0
Camden City Ward 1 Mail-In Ballot	0	5	0.00%	1	1	0	0	0
Camden City Ward 1 Provisional	0	0	0.00%	0	0	0	0	0

Camden County  
 Primary Election  
 June 5, 2012

REPUBLICAN PRESIDENTIAL DELEGATES

Official Results

  
 Joseph Ripa  
 Camden County Clerk

Vote for 1

	Registered Voters	Ballots Cast	% Turnout	Romney Delegates	Paul Delegates	Santorum Delegates	Gingrich Delegates	Miles Delegate
Camden City W1 Mail-In Ballot Rejected	0	0	0.00%	0	0	0	0	0
Camden City W1 Provisional Rejected	0	0	0.00%	0	0	0	0	0
Camden City W1 Emergency Ballots	0	0	0.00%	0	0	0	0	0
<b>Totals - Camden City W1</b>	<b>231</b>	<b>31</b>	<b>13.42%</b>	<b>12</b>	<b>5</b>	<b>1</b>	<b>1</b>	<b>0</b>
Camden City W2 D1	14	5	35.71%	0	1	0	0	1
Camden City W2 D2	18	3	16.67%	0	1	0	0	0
Camden City W2 D3	17	1	5.88%	0	0	0	0	0
Camden City W2 D4	20	2	10.00%	2	0	0	0	0
Camden City W2 D5	17	3	17.65%	1	0	1	0	0
Camden City W2 D6	19	3	15.79%	1	0	0	0	0
Camden City W2 D7	24	2	8.33%	1	1	0	0	0
Camden City W2 D8	20	1	5.00%	0	0	0	0	0
Camden City W2 D9	17	3	17.65%	0	0	0	0	0
Camden City W2 D10	17	2	11.76%	0	0	0	0	0
Camden City W2 D11	10	0	0.00%	0	0	0	0	0
Camden City Ward 2 Mail-In Ballot	0	8	0.00%	5	1	0	0	0
Camden City Ward 2 Provisional	0	1	0.00%	1	0	0	0	0
Camden City W2 Mail-In Ballot Rejected	0	0	0.00%	0	0	0	0	0
Camden City W2 Provisional Rejected	0	0	0.00%	0	0	0	0	0
Camden City W2 Emergency Ballots	0	0	0.00%	0	0	0	0	0
<b>Totals - Camden City W2</b>	<b>193</b>	<b>34</b>	<b>17.62%</b>	<b>11</b>	<b>4</b>	<b>1</b>	<b>0</b>	<b>1</b>
Camden City W3 D1	29	6	20.69%	1	2	0	0	0
Camden City W3 D2	40	2	5.00%	1	0	0	0	0
Camden City W3 D3	25	4	16.00%	2	0	1	0	0
Camden City W3 D4	30	2	6.67%	0	0	0	0	0
Camden City W3 D5	17	2	11.76%	0	0	0	1	0
Camden City W3 D6	14	4	28.57%	1	0	1	0	0
Camden City W3 D7	27	4	14.81%	2	1	1	0	0
Camden City W3 D8	26	1	3.85%	0	0	0	0	0



Camden County  
 Primary Election  
 June 5, 2012

Official Results

*Joseph Ripa*  
 Joseph Ripa  
 Camden County Clerk

REPUBLICAN PRESIDENTIAL DELEGATES  
 Vote for 1

	Registered Voters	Ballots Cast	% Turnout	Romney Delegates	Paul Delegates	Santorum Delegates	Gingrich Delegates	Miles Delegate
Camden City W3 D9	24	1	4.17%	0	1	0	0	0
Camden City Ward 3 Mail-In Ballot	0	0	0.00%	0	0	0	0	0
Camden City Ward 3 Provisional	0	0	0.00%	0	0	0	0	0
Camden City W3 Mail-In Ballot Rejected	0	0	0.00%	0	0	0	0	0
Camden City W3 Provisional Rejected	0	0	0.00%	0	0	0	0	0
Camden City W3 Emergency Ballots	0	0	0.00%	0	0	0	0	0
<b>Totals - Camden City W3</b>	<b>232</b>	<b>26</b>	<b>11.21%</b>	<b>7</b>	<b>4</b>	<b>3</b>	<b>1</b>	<b>0</b>
Camden City W4 D1	21	7	33.33%	2	0	0	0	0
Camden City W4 D2	20	1	5.00%	0	0	0	0	0
Camden City W4 D3	30	4	13.33%	3	0	0	0	0
Camden City W4 D4	35	0	0.00%	0	0	0	0	0
Camden City W4 D5	6	0	0.00%	0	0	0	0	0
Camden City W4 D6	20	2	10.00%	1	0	0	0	0
Camden City W4 D7	41	3	7.32%	2	0	0	0	0
Camden City W4 D8	35	6	17.14%	1	0	0	0	0
Camden City W4 D9	23	1	4.35%	0	1	0	0	0
Camden City W4 D10	64	6	9.38%	2	1	0	1	0
Camden City Ward 4 Mail-In Ballot	0	1	0.00%	1	0	0	0	0
Camden City Ward 4 Provisional	0	0	0.00%	0	0	0	0	0
Camden City W4 Mail-In Ballot Rejected	0	0	0.00%	0	0	0	0	0
Camden City W4 Provisional Rejected	0	0	0.00%	0	0	0	0	0
Camden City W4 Emergency Ballots	0	0	0.00%	0	0	0	0	0
<b>Totals - Camden City W4</b>	<b>295</b>	<b>31</b>	<b>10.51%</b>	<b>12</b>	<b>2</b>	<b>0</b>	<b>1</b>	<b>0</b>
<b>Totals - Camden City</b>	<b>951</b>	<b>122</b>	<b>12.83%</b>	<b>42</b>	<b>15</b>	<b>5</b>	<b>3</b>	<b>1</b>
Cherry Hill Dist 1	210	39	18.57%	22	3	0	0	0
Cherry Hill Dist 2	149	19	12.75%	11	2	2	0	0
Cherry Hill Dist 3	187	38	20.32%	21	3	0	2	0
Cherry Hill Dist 4	206	35	16.99%	23	2	0	0	0

Camden County  
 Primary Election  
 June 5, 2012

Official Results

*Joseph Ripa*  
 Joseph Ripa  
 Camden County Clerk

REPUBLICAN PRESIDENTIAL DELEGATES  
 Vote for 1

	Registered Voters	Ballots Cast	% Turnout	Romney Delegates	Paul Delegates	Santorum Delegates	Gingrich Delegates	Miles Delegate
Cherry Hill Dist 5	130	13	10.00%	9	2	0	0	0
Cherry Hill Dist 6	155	27	17.42%	13	0	2	1	0
Cherry Hill Dist 7	135	22	16.30%	10	2	0	0	0
Cherry Hill Dist 8	122	11	9.02%	9	1	1	0	0
Cherry Hill Dist 9	132	25	18.94%	13	1	0	0	0
Cherry Hill Dist 10	258	39	15.12%	22	2	0	0	0
Cherry Hill Dist 11	219	43	19.63%	26	3	2	0	0
Cherry Hill Dist 12	150	16	10.67%	10	2	1	0	0
Cherry Hill Dist 13	260	49	18.85%	31	6	0	1	0
Cherry Hill Dist 14	166	37	22.29%	21	2	2	1	0
Cherry Hill Dist 15	181	28	15.47%	17	3	2	0	0
Cherry Hill Dist 16	122	17	13.93%	10	0	0	0	1
Cherry Hill Dist 17	162	23	14.20%	16	3	2	0	0
Cherry Hill Dist 18	145	24	16.55%	15	0	1	0	0
Cherry Hill Dist 19	121	17	14.05%	8	2	0	1	0
Cherry Hill Dist 20	260	33	12.69%	22	1	0	0	0
Cherry Hill Dist 21	190	25	13.16%	17	5	0	0	0
Cherry Hill Dist 22	253	32	12.65%	18	0	0	0	0
Cherry Hill Dist 23	168	25	14.88%	15	4	0	1	0
Cherry Hill Dist 24	177	29	16.38%	17	1	0	0	0
Cherry Hill Dist 25	191	30	15.71%	17	3	0	0	0
Cherry Hill Dist 26	263	54	20.53%	32	3	1	1	0
Cherry Hill Dist 27	197	29	14.72%	15	1	0	1	0
Cherry Hill Dist 28	171	18	10.53%	13	2	1	0	0
Cherry Hill Dist 29	245	38	15.51%	21	3	0	0	0
Cherry Hill Dist 30	67	9	13.43%	3	0	1	0	0
Cherry Hill Dist 31	142	25	17.61%	13	1	0	1	0
Cherry Hill Dist 32	68	12	17.65%	7	2	1	0	0
Cherry Hill Dist 33	239	46	19.25%	27	5	0	0	0
Cherry Hill Dist 34	233	25	10.73%	18	0	0	0	0
Cherry Hill Dist 35	338	69	20.41%	45	3	1	0	0
Cherry Hill Dist 36	128	19	14.84%	13	0	0	1	0
Cherry Hill Dist 37	150	16	10.67%	7	1	0	0	0

Camden County  
 Primary Election  
 June 5, 2012

Official Results

*Joseph Ripa*  
 Joseph Ripa  
 Camden County Clerk

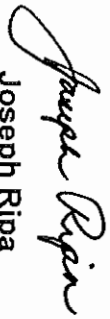
REPUBLICAN PRESIDENTIAL DELEGATES

Vote for 1

	Registered Voters	Ballots Cast	% Turnout	Romney Delegates	Paul Delegates	Santorum Delegates	Gingrich Delegates	Miles Delegate
Cherry Hill Dist 38	84	14	16.67%	9	1	0	0	0
Cherry Hill Dist 39	145	18	12.41%	10	1	0	0	0
Cherry Hill Dist 40	183	29	15.85%	17	2	1	3	0
Cherry Hill Dist 41	178	27	15.17%	17	1	0	0	1
Cherry Hill Dist 42	160	31	19.38%	22	0	1	0	0
Cherry Hill Dist 43	197	19	9.64%	13	0	1	0	0
Cherry Hill Dist 44	155	15	9.68%	10	2	1	0	0
Cherry Hill Dist 45	255	43	16.86%	26	2	0	0	0
Cherry Hill Dist 46	201	25	12.44%	14	2	2	0	0
Cherry Hill Dist 47	93	9	9.68%	6	0	0	0	0
Cherry Hill Dist 48	33	1	3.03%	0	0	0	0	0
Cherry Hill Mail-In Ballot	0	174	0.00%	114	15	9	2	0
Cherry Hill Provisional	0	4	0.00%	2	0	0	0	0
Cherry Hill Mail-In Ballot Rejected	0	0	0.00%	0	0	0	0	0
Cherry Hill Provisional Rejected	0	0	0.00%	0	0	0	0	0
Cherry Hill Emergency Ballots	0	0	0.00%	0	0	0	0	0
Totals - Cherry Hill	8374	1465	17.49%	887	100	35	16	2
Chesilhurst Dist 1	81	17	20.99%	5	1	4	1	0
Chesilhurst Mail-In Ballot	0	2	0.00%	2	0	0	0	0
Chesilhurst Provisional	0	0	0.00%	0	0	0	0	0
Chesilhurst Mail-In Ballot Rejected	0	0	0.00%	0	0	0	0	0
Chesilhurst Provisional Rejected	0	0	0.00%	0	0	0	0	0
Chesilhurst Emergency Ballots	0	0	0.00%	0	0	0	0	0
Totals - Chesilhurst	81	19	23.46%	7	1	4	1	0
Clementon Dist 1	131	29	22.14%	12	1	3	0	0
Clementon Dist 2	128	33	25.78%	12	0	4	0	0
Clementon Dist 3	145	17	11.72%	6	2	3	0	0
Clementon Mail-In Ballot	0	8	0.00%	2	2	0	0	0
Clementon Provisional	0	0	0.00%	0	0	0	0	0

Camden County  
 Primary Election  
 June 5, 2012

Official Results

  
 Joseph Ripa  
 Camden County Clerk

REPUBLICAN PRESIDENTIAL DELEGATES  
 Vote for 1

	Registered Voters	Ballots Cast	% Turnout	Romney Delegates	Paul Delegates	Santorum Delegates	Gingrich Delegates	Miles Delegate
Clementon Mail-In Ballot Rejected	0	0	0.00%	0	0	0	0	0
Clementon Provisional Rejected	0	0	0.00%	0	0	0	0	0
Clementon Emergency Ballots	0	0	0.00%	0	0	0	0	0
<b>Totals - Clementon</b>	<b>404</b>	<b>87</b>	<b>21.53%</b>	<b>32</b>	<b>5</b>	<b>10</b>	<b>0</b>	<b>0</b>
Collingswood Dist 1	113	21	18.58%	14	4	1	0	0
Collingswood Dist 2	136	32	23.53%	12	7	1	0	0
Collingswood Dist 3	72	13	18.06%	7	0	1	1	0
Collingswood Dist 4	86	14	16.28%	11	0	0	0	0
Collingswood Dist 5	60	3	5.00%	1	0	0	0	0
Collingswood Dist 6	128	22	17.19%	8	2	2	2	0
Collingswood Dist 7	151	25	16.56%	10	5	0	0	0
Collingswood Dist 8	143	14	9.79%	6	5	1	0	0
Collingswood Dist 9	129	18	13.95%	6	4	1	0	0
Collingswood Dist 10	122	27	22.13%	11	9	0	0	0
Collingswood Dist 11	120	26	21.67%	9	3	4	0	0
Collingswood Dist 12	94	22	23.40%	14	0	0	0	0
Collingswood Mail-In Ballot	0	18	0.00%	11	0	1	0	0
Collingswood Provisional	0	0	0.00%	0	0	0	0	0
Collingswood Mail-In Ballot Rejected	0	0	0.00%	0	0	0	0	0
Collingswood Provisional Rejected	0	0	0.00%	0	0	0	0	0
Collingswood Emergency Ballots	0	0	0.00%	0	0	0	0	0
<b>Totals - Collingswood</b>	<b>1354</b>	<b>255</b>	<b>18.83%</b>	<b>120</b>	<b>39</b>	<b>12</b>	<b>3</b>	<b>0</b>
Gibbsboro Dist 1	207	20	9.66%	11	0	1	0	0
Gibbsboro Dist 2	138	23	16.67%	11	3	0	1	0
Gibbsboro Mail-In Ballot	0	5	0.00%	3	0	0	1	0
Gibbsboro Provisional	0	0	0.00%	0	0	0	0	0
Gibbsboro Mail-In Ballot Rejected	0	0	0.00%	0	0	0	0	0
Gibbsboro Provisional Rejected	0	0	0.00%	0	0	0	0	0
Gibbsboro Emergency Ballots	0	0	0.00%	0	0	0	0	0

Camden County  
 Primary Election  
 June 5, 2012

Official Results

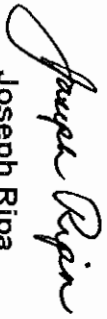
*Joseph Ripa*  
 Joseph Ripa  
 Camden County Clerk

REPUBLICAN PRESIDENTIAL DELEGATES  
 Vote for 1

	Registered Voters	Ballots Cast	% Turnout	Romney Delegates	Paul Delegates	Santorum Delegates	Gingrich Delegates	Miles Delegate
<b>Totals - Gibbsboro</b>	<b>345</b>	<b>48</b>	<b>13.91%</b>	<b>25</b>	<b>3</b>	<b>1</b>	<b>2</b>	<b>0</b>
Gloucester City W1 D1	38	10	26.32%	4	0	2	0	0
Gloucester City W1 D2	48	10	20.83%	2	1	0	0	0
Gloucester City W1 D3	54	13	24.07%	4	2	1	0	0
Gloucester City W1 D4	71	18	25.35%	3	9	0	0	0
Gloucester City Ward 1 Mail-In Ballot	0	2	0.00%	0	1	0	0	0
Gloucester City Ward 1 Provisional	0	0	0.00%	0	0	0	0	0
Gloucester City W1 Mail-In Ballot Rejected	0	0	0.00%	0	0	0	0	0
Gloucester City W1 Provisional Rejected	0	0	0.00%	0	0	0	0	0
Gloucester City W1 Emergency Ballots	0	0	0.00%	0	0	0	0	0
<b>Totals - Gloucester City W1</b>	<b>211</b>	<b>53</b>	<b>25.12%</b>	<b>13</b>	<b>13</b>	<b>3</b>	<b>0</b>	<b>0</b>
Gloucester City W2 D1	73	19	26.03%	9	1	0	0	0
Gloucester City W2 D2	83	10	12.05%	3	2	1	0	0
Gloucester City W2 D3	127	22	17.32%	9	0	1	1	0
Gloucester City Ward 2 Mail-In Ballot	0	4	0.00%	0	1	0	0	0
Gloucester City Ward 2 Provisional	0	0	0.00%	0	0	0	0	0
Gloucester City W2 Mail-In Ballot Rejected	0	0	0.00%	0	0	0	0	0
Gloucester City W2 Provisional Rejected	0	0	0.00%	0	0	0	0	0
Gloucester City W2 Emergency Ballots	0	0	0.00%	0	0	0	0	0
<b>Totals - Gloucester City W2</b>	<b>283</b>	<b>55</b>	<b>19.43%</b>	<b>21</b>	<b>4</b>	<b>2</b>	<b>1</b>	<b>0</b>
Gloucester City W3 D1	90	22	24.44%	7	0	1	0	0
Gloucester City W3 D2	101	18	17.82%	8	3	0	0	0
Gloucester City Ward 3 Mail-In Ballot	0	3	0.00%	0	1	0	0	0
Gloucester City Ward 3 Provisional	0	0	0.00%	0	0	0	0	0
Gloucester City W3 Mail-In Ballot Rejected	0	0	0.00%	0	0	0	0	0
Gloucester City W3 Provisional Rejected	0	0	0.00%	0	0	0	0	0
Gloucester City W3 Emergency Ballots	0	0	0.00%	0	0	0	0	0

Camden County  
 Primary Election  
 June 5, 2012

Official Results

  
 Joseph Ripa  
 Camden County Clerk

REPUBLICAN PRESIDENTIAL DELEGATES  
 Vote for 1

	Registered Voters	Ballots Cast	% Turnout	Romney Delegates	Paul Delegates	Santorum Delegates	Gingrich Delegates	Miles Delegate
Totals - Gloucester City W3	191	43	22.51%	15	4	1	0	0
Totals - Gloucester City	685	151	22.04%	49	21	6	1	0
Gloucester Twp Dist 1	109	18	16.51%	6	2	1	1	0
Gloucester Twp Dist 2	95	20	21.05%	10	1	0	1	0
Gloucester Twp Dist 3	136	14	10.29%	8	2	1	0	0
Gloucester Twp Dist 4	197	32	16.24%	10	2	2	0	1
Gloucester Twp Dist 5	158	15	9.49%	10	0	0	1	0
Gloucester Twp Dist 6	234	30	12.82%	17	1	2	0	0
Gloucester Twp Dist 7	190	32	16.84%	15	5	2	1	0
Gloucester Twp Dist 8	115	12	10.43%	8	0	0	0	0
Gloucester Twp Dist 9	216	27	12.50%	18	1	0	0	0
Gloucester Twp Dist 10	165	29	17.58%	14	3	0	0	0
Gloucester Twp Dist 11	207	47	22.71%	27	4	0	0	0
Gloucester Twp Dist 12	193	28	14.51%	16	3	3	0	0
Gloucester Twp Dist 13	147	26	17.69%	15	3	0	0	0
Gloucester Twp Dist 14	98	13	13.27%	10	1	0	0	0
Gloucester Twp Dist 15	216	32	14.81%	18	4	2	1	0
Gloucester Twp Dist 16	215	38	17.67%	23	6	0	0	0
Gloucester Twp Dist 17	215	36	16.74%	15	8	3	1	0
Gloucester Twp Dist 18	150	32	21.33%	16	10	0	0	0
Gloucester Twp Dist 19	174	19	10.92%	13	1	1	0	0
Gloucester Twp Dist 20	141	20	14.18%	9	3	0	1	0
Gloucester Twp Dist 21	116	20	17.24%	13	3	0	0	0
Gloucester Twp Dist 22	109	14	12.84%	5	3	0	0	0
Gloucester Twp Dist 23	140	12	8.57%	4	2	2	0	0
Gloucester Twp Dist 24	184	28	15.22%	20	1	1	0	0
Gloucester Twp Dist 25	185	27	14.59%	17	3	1	0	0
Gloucester Twp Dist 26	159	20	12.58%	9	3	2	2	0
Gloucester Twp Dist 27	184	41	22.28%	25	2	0	0	0
Gloucester Twp Dist 28	122	17	13.93%	10	1	1	0	0

Camden County  
 Primary Election  
 June 5, 2012

Official Results

*Joseph Ripa*  
 Joseph Ripa  
 Camden County Clerk

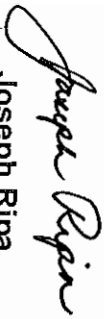
REPUBLICAN PRESIDENTIAL DELEGATES

Vote for 1

	Registered Voters	Ballots Cast	% Turnout	Romney Delegates	Paul Delegates	Santorum Delegates	Gingrich Delegates	Miles Delegate
Gloucester Twp Dist 29	163	18	11.04%	10	3	0	0	0
Gloucester Twp Dist 30	215	28	13.02%	14	2	1	0	0
Gloucester Twp Dist 31	135	20	14.81%	12	1	1	0	0
Gloucester Twp Dist 32	180	36	20.00%	18	4	1	0	0
Gloucester Twp Dist 33	102	17	16.67%	4	7	0	0	0
Gloucester Twp Dist 34	109	26	23.85%	16	2	3	0	0
Gloucester Twp Dist 35	123	17	13.82%	10	3	0	0	0
Gloucester Twp Dist 36	135	20	14.81%	6	2	1	0	0
Gloucester Twp Dist 37	20	1	5.00%	0	0	0	0	0
Gloucester Twp Dist 38	78	13	16.67%	4	4	0	0	0
Gloucester Twp Dist 39	83	10	12.05%	4	1	0	0	0
Gloucester Twp Dist 40	125	11	8.80%	6	1	1	1	0
Gloucester Twp Mail-In Ballot	0	101	0.00%	59	11	8	2	0
Gloucester Twp Provisional	0	3	0.00%	1	1	0	0	0
Gloucester Twp Mail-In Ballot Rejected	0	0	0.00%	0	0	0	0	0
Gloucester Twp Provisional Rejected	0	0	0.00%	0	0	0	0	0
Gloucester Twp Emergency Ballots	0	0	0.00%	0	0	0	0	0
Totals - Gloucester Twp	6038	1020	16.89%	545	120	40	13	1
Haddon Twp Dist 1	136	16	11.76%	10	2	0	0	0
Haddon Twp Dist 2	101	12	11.88%	7	2	0	0	0
Haddon Twp Dist 3	188	22	11.70%	9	2	1	0	0
Haddon Twp Dist 4	106	22	20.75%	11	3	0	0	0
Haddon Twp Dist 5	70	13	18.57%	11	0	0	0	0
Haddon Twp Dist 6	100	20	20.00%	6	6	0	0	0
Haddon Twp Dist 7	112	20	17.86%	9	2	0	0	0
Haddon Twp Dist 8	128	20	15.63%	14	0	0	0	0
Haddon Twp Dist 9	89	13	14.61%	10	0	0	0	0
Haddon Twp Dist 10	133	33	24.81%	14	4	2	0	0
Haddon Twp Dist 11	168	37	22.02%	22	3	0	0	0
Haddon Twp Dist 12	294	45	15.31%	27	0	0	0	1
Haddon Twp Dist 13	122	15	12.30%	3	3	0	0	0

Camden County  
 Primary Election  
 June 5, 2012

Official Results

  
 Joseph Ripa  
 Camden County Clerk

REPUBLICAN PRESIDENTIAL DELEGATES

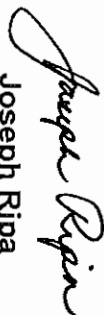
Vote for 1

	Registered Voters	Ballots Cast	% Turnout	Romney Delegates	Paul Delegates	Santorum Delegates	Gingrich Delegates	Miles Delegate
Haddon Twp Dist 14	129	20	15.50%	8	5	0	1	0
Haddon Twp Dist 15	146	35	23.97%	21	3	3	0	0
Haddon Twp Mail-In Ballot	0	34	0.00%	22	3	0	0	0
Haddon Twp Provisional	0	2	0.00%	1	1	0	0	0
Haddon Twp Mail-In Ballot Rejected	0	0	0.00%	0	0	0	0	0
Haddon Twp Provisional Rejected	0	0	0.00%	0	0	0	0	0
Haddon Twp Emergency Ballots	0	0	0.00%	0	0	0	0	0
<b>Totals - Haddon Twp</b>	<b>2022</b>	<b>379</b>	<b>18.74%</b>	<b>205</b>	<b>39</b>	<b>6</b>	<b>1</b>	<b>1</b>
Haddonfield Dist 1	274	42	15.33%	19	8	0	0	0
Haddonfield Dist 2	240	23	9.58%	17	1	1	0	0
Haddonfield Dist 3	165	33	20.00%	16	5	1	0	0
Haddonfield Dist 4	259	40	15.44%	29	1	0	0	0
Haddonfield Dist 5	195	29	14.87%	23	0	0	1	0
Haddonfield Dist 6	247	29	11.74%	19	0	1	0	0
Haddonfield Dist 7	200	26	13.00%	19	3	1	0	0
Haddonfield Dist 8	203	27	13.30%	18	1	0	0	0
Haddonfield Dist 9	235	36	15.32%	25	4	0	0	0
Haddonfield Dist 10	207	47	22.71%	33	1	1	3	0
Haddonfield Mail-In Ballot	0	21	0.00%	12	1	2	0	0
Haddonfield Provisional	0	2	0.00%	1	1	0	0	0
Haddonfield Mail-In Ballot Rejected	0	0	0.00%	0	0	0	0	0
Haddonfield Provisional Rejected	0	0	0.00%	0	0	0	0	0
Haddonfield Emergency Ballots	0	0	0.00%	0	0	0	0	0
<b>Totals - Haddonfield</b>	<b>2225</b>	<b>355</b>	<b>15.96%</b>	<b>231</b>	<b>26</b>	<b>7</b>	<b>4</b>	<b>0</b>
Haddon Heights Dist 1	160	19	11.88%	9	0	1	0	0
Haddon Heights Dist 2	106	19	17.92%	13	1	0	1	0
Haddon Heights Dist 3	262	49	18.70%	29	1	2	1	0
Haddon Heights Dist 4	151	32	21.19%	19	0	1	0	0
Haddon Heights Dist 5	188	33	17.55%	17	0	0	1	2



Camden County  
 Primary Election  
 June 5, 2012

Official Results

  
 Joseph Ripa  
 Camden County Clerk


REPUBLICAN PRESIDENTIAL DELEGATES

Vote for 1

	Registered Voters	Ballots Cast	% Turnout	Romney Delegates	Paul Delegates	Santorum Delegates	Gingrich Delegates	Miles Delegate
Haddon Heights Dist 6	216	36	16.67%	20	5	1	1	0
Haddon Heights Dist 7	221	32	14.48%	17	2	1	2	0
Haddon Heights Mail-In Ballot	0	19	0.00%	9	2	3	0	0
Haddon Heights Provisional	0	0	0.00%	0	0	0	0	0
Haddon Heights Mail-In Ballot Rejected	0	0	0.00%	0	0	0	0	0
Haddon Heights Provisional Rejected	0	0	0.00%	0	0	0	0	0
Haddon Heights Emergency Ballots	0	0	0.00%	0	0	0	0	0
<b>Totals - Haddon Heights</b>	<b>1304</b>	<b>239</b>	<b>18.33%</b>	<b>133</b>	<b>11</b>	<b>9</b>	<b>6</b>	<b>2</b>
Hi-Nella Dist 1	65	8	12.31%	5	1	0	0	0
Hi Nella Mail-In Ballot	0	1	0.00%	1	0	0	0	0
Hi Nella Provisional	0	0	0.00%	0	0	0	0	0
Hi Nella Mail-In Ballot Rejected	0	0	0.00%	0	0	0	0	0
Hi Nella Provisional Rejected	0	0	0.00%	0	0	0	0	0
Hi Nella Emergency Ballots	0	0	0.00%	0	0	0	0	0
<b>Totals - Hi-Nella</b>	<b>65</b>	<b>9</b>	<b>13.85%</b>	<b>6</b>	<b>1</b>	<b>0</b>	<b>0</b>	<b>0</b>
Laurel Springs Dist 1	131	34	25.95%	12	7	1	0	0
Laurel Springs Dist 2	165	23	13.94%	13	4	1	0	0
Laurel Springs Mail-In Ballot	0	2	0.00%	1	0	0	1	0
Laurel Springs Provisional	0	0	0.00%	0	0	0	0	0
Laurel Springs Mail-In Ballot Rejected	0	0	0.00%	0	0	0	0	0
Laurel Springs Provisional Rejected	0	0	0.00%	0	0	0	0	0
Laurel Springs Emergency Ballots	0	0	0.00%	0	0	0	0	0
<b>Totals - Laurel Springs</b>	<b>296</b>	<b>59</b>	<b>19.93%</b>	<b>26</b>	<b>11</b>	<b>2</b>	<b>1</b>	<b>0</b>
Lawnside Dist 1	54	2	3.70%	1	0	0	0	0
Lawnside Dist 2	41	6	14.63%	0	0	0	0	0
Lawnside Mail-In Ballot	0	1	0.00%	0	1	0	0	0
Lawnside Provisional	0	0	0.00%	0	0	0	0	0

Camden County  
 Primary Election  
 June 5, 2012

Official Results

  
 Joseph Ripa  
 Camden County Clerk

REPUBLICAN PRESIDENTIAL DELEGATES  
 Vote for 1

	Registered Voters	Ballots Cast	% Turnout	Romney Delegates	Paul Delegates	Santorum Delegates	Gingrich Delegates	Miles Delegate
Lawnside Mail-In Ballot Rejected	0	0	0.00%	0	0	0	0	0
Lawnside Provisional Rejected	0	0	0.00%	0	0	0	0	0
Lawnside Emergency Ballots	0	0	0.00%	0	0	0	0	0
<b>Totals - Lawnside</b>	<b>95</b>	<b>9</b>	<b>9.47%</b>	<b>1</b>	<b>1</b>	<b>0</b>	<b>0</b>	<b>0</b>
Lindenwold Dist 1	145	39	26.90%	22	4	0	1	1
Lindenwold Dist 2	117	20	17.09%	11	1	0	1	0
Lindenwold Dist 3	95	16	16.84%	5	2	1	2	0
Lindenwold Dist 4	134	16	11.94%	8	2	1	0	0
Lindenwold Dist 5	46	10	21.74%	4	0	0	0	0
Lindenwold Dist 6	64	9	14.06%	7	0	0	0	0
Lindenwold Dist 7	28	7	25.00%	3	2	1	0	0
Lindenwold Dist 8	67	5	7.46%	4	0	0	0	0
Lindenwold Dist 9	41	10	24.39%	6	2	1	0	0
Lindenwold Mail-In Ballot	0	10	0.00%	5	1	0	0	0
Lindenwold Provisional	0	0	0.00%	0	0	0	0	0
Lindenwold Mail-In Ballot Rejected	0	0	0.00%	0	0	0	0	0
Lindenwold Provisional Rejected	0	0	0.00%	0	0	0	0	0
Lindenwold Emergency Ballots	0	0	0.00%	0	0	0	0	0
<b>Totals - Lindenwold</b>	<b>737</b>	<b>142</b>	<b>19.27%</b>	<b>75</b>	<b>14</b>	<b>4</b>	<b>4</b>	<b>1</b>
Magnolia Dist 1	74	7	9.46%	5	1	0	0	0
Magnolia Dist 2	89	6	6.74%	0	0	1	1	0
Magnolia Dist 3	113	19	16.81%	8	1	0	0	0
Magnolia Dist 4	86	16	18.60%	12	1	0	0	0
Magnolia Mail-In Ballot	0	3	0.00%	2	0	1	0	0
Magnolia Provisional	0	0	0.00%	0	0	0	0	0
Magnolia Mail-In Ballot Rejected	0	0	0.00%	0	0	0	0	0
Magnolia Provisional Rejected	0	0	0.00%	0	0	0	0	0
Magnolia Emergency Ballots	0	0	0.00%	0	0	0	0	0

Camden County  
 Primary Election  
 June 5, 2012

Official Results

*Joseph Ripa*  
 Joseph Ripa  
 Camden County Clerk

REPUBLICAN PRESIDENTIAL DELEGATES  
 Vote for 1

	Registered Voters	Ballots Cast	% Turnout	Romney Delegates	Paul Delegates	Santorum Delegates	Gingrich Delegates	Miles Delegate
<b>Totals - Magnolia</b>	362	51	14.09%	27	3	2	1	0
Merchantville Dist 1	226	56	24.78%	22	6	3	2	0
Merchantville Dist 2	146	17	11.64%	4	1	2	0	0
Merchantville Dist 3	100	11	11.00%	2	5	0	0	0
Merchantville Mail-In Ballot	0	2	0.00%	1	1	0	0	0
Merchantville Provisional	0	0	0.00%	0	0	0	0	0
Merchantville Mail-In Ballot Rejected	0	0	0.00%	0	0	0	0	0
Merchantville Provisional Rejected	0	0	0.00%	0	0	0	0	0
Merchantville Emergency Ballots	0	0	0.00%	0	0	0	0	0
<b>Totals - Merchantville</b>	472	86	18.22%	29	13	5	2	0
Mt. Ephraim Dist 1	86	11	12.79%	5	3	0	0	0
Mt. Ephraim Dist 2	107	20	18.69%	14	1	2	0	0
Mt. Ephraim Dist 3	129	37	28.68%	21	4	1	0	0
Mt. Ephraim Dist 4	81	19	23.46%	7	1	0	0	0
Mt. Ephraim Mail-In Ballot	0	4	0.00%	2	1	0	1	0
Mt. Ephraim Provisional	0	2	0.00%	0	1	0	0	0
Mt. Ephraim Mail-In Ballot Rejected	0	0	0.00%	0	0	0	0	0
Mt. Ephraim Provisional Rejected	0	0	0.00%	0	0	0	0	0
Mt. Ephraim Emergency Ballots	0	0	0.00%	0	0	0	0	0
<b>Totals - Mt. Ephraim</b>	403	93	23.08%	49	11	3	1	0
Oaklyn Dist 1	95	19	20.00%	12	0	0	0	0
Oaklyn Dist 2	108	16	14.81%	6	2	0	0	0
Oaklyn Dist 3	106	25	23.58%	17	2	0	1	0
Oaklyn Dist 4	109	19	17.43%	5	7	3	0	0
Oaklyn Mail-In Ballot	0	5	0.00%	5	0	0	0	0
Oaklyn Provisional	0	0	0.00%	0	0	0	0	0
Oaklyn Mail-In Ballot Rejected	0	0	0.00%	0	0	0	0	0
Oaklyn Provisional Rejected	0	0	0.00%	0	0	0	0	0

Camden County  
 Primary Election  
 June 5, 2012

Official Results

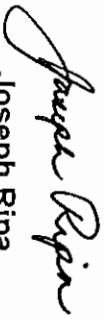
*Joseph Ripa*  
 Joseph Ripa  
 Camden County Clerk

REPUBLICAN PRESIDENTIAL DELEGATES  
 Vote for 1

	Registered Voters	Ballots Cast	% Turnout	Romney Delegates	Paul Delegates	Santorum Delegates	Gingrich Delegates	Miles Delegate
Oaklyn Emergency Ballots	0	0	0.00%	0	0	0	0	0
Totals - Oaklyn	418	84	20.10%	45	11	3	1	0
Pennsauken Dist 1	77	14	18.18%	10	0	0	0	0
Pennsauken Dist 2	48	9	18.75%	2	0	0	1	0
Pennsauken Dist 3	141	24	17.02%	10	0	0	0	0
Pennsauken Dist 4	90	16	17.78%	7	1	1	0	0
Pennsauken Dist 5	130	20	15.38%	12	1	0	0	0
Pennsauken Dist 6	155	29	18.71%	11	2	1	0	0
Pennsauken Dist 7	111	23	20.72%	7	6	2	0	0
Pennsauken Dist 8	111	11	9.91%	5	0	1	0	0
Pennsauken Dist 9	101	16	15.84%	8	0	0	0	0
Pennsauken Dist 10	94	22	23.40%	12	1	0	1	0
Pennsauken Dist 11	189	22	11.64%	11	6	0	0	0
Pennsauken Dist 12	67	9	13.43%	4	1	0	0	0
Pennsauken Dist 13	134	31	23.13%	13	0	2	0	0
Pennsauken Dist 14	69	13	18.84%	7	0	0	0	0
Pennsauken Dist 15	57	9	15.79%	5	2	1	0	0
Pennsauken Dist 16	27	5	18.52%	0	1	0	0	0
Pennsauken Dist 17	119	25	21.01%	12	0	1	1	0
Pennsauken Dist 18	147	33	22.45%	15	4	2	0	0
Pennsauken Dist 19	74	11	14.86%	6	2	0	1	0
Pennsauken Dist 20	19	1	5.26%	1	0	0	0	0
Pennsauken Dist 21	78	13	16.67%	9	1	0	1	0
Pennsauken Dist 22	101	26	25.74%	10	0	0	0	0
Pennsauken Dist 23	67	13	19.40%	7	0	0	0	0
Pennsauken Dist 24	13	4	30.77%	2	1	0	0	0
Pennsauken Mail-In Ballot	0	39	0.00%	28	4	1	0	0
Pennsauken Provisional	0	0	0.00%	0	0	0	0	0
Pennsauken Mail-In Ballot Rejected	0	0	0.00%	0	0	0	0	0
Pennsauken Provisional Rejected	0	0	0.00%	0	0	0	0	0
Pennsauken Emergency Ballots	0	0	0.00%	0	0	0	0	0

Camden County  
 Primary Election  
 June 5, 2012

Official Results

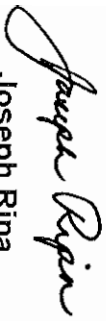
  
 Joseph Ripa  
 Camden County Clerk

REPUBLICAN PRESIDENTIAL DELEGATES  
 Vote for 1

	Registered Voters	Ballots Cast	% Turnout	Romney Delegates	Paul Delegates	Santorum Delegates	Gingrich Delegates	Miles Delegate
Totals - Pennsauken	2219	438	19.74%	214	33	12	5	0
Pine Hill Dist 1	79	12	15.19%	7	1	0	0	0
Pine Hill Dist 2	128	9	7.03%	3	1	1	0	0
Pine Hill Dist 3	151	19	12.58%	15	1	0	0	0
Pine Hill Dist 4	91	14	15.38%	8	1	0	0	0
Pine Hill Dist 5	130	13	10.00%	6	1	0	0	0
Pine Hill Dist 6	60	4	6.67%	1	2	1	0	0
Pine Hill Mail-In Ballot	0	9	0.00%	4	1	0	0	0
Pine Hill Provisional	0	1	0.00%	0	0	0	0	0
Pine Hill Mail-In Ballot Rejected	0	0	0.00%	0	0	0	0	0
Pine Hill Provisional Rejected	0	0	0.00%	0	0	0	0	0
Pine Hill Emergency Ballots	0	0	0.00%	0	0	0	0	0
Totals - Pine Hill	639	81	12.68%	44	8	2	0	0
Pine Valley Dist 1	7	0	0.00%	0	0	0	0	0
Pine Valley Mail-In Ballot	0	8	0.00%	4	1	0	0	0
Pine Valley Provisional	0	0	0.00%	0	0	0	0	0
Pine Valley Mail-In Ballot Rejected	0	0	0.00%	0	0	0	0	0
Pine Valley Provisional Rejected	0	0	0.00%	0	0	0	0	0
Pine Valley Emergency Ballots	0	0	0.00%	0	0	0	0	0
Totals - Pine Valley	7	8	114.29%	4	1	0	0	0
Runnemede Dist 1	85	12	14.12%	6	2	0	0	0
Runnemede Dist 2	92	28	30.43%	13	1	1	0	0
Runnemede Dist 3	84	13	15.48%	6	1	0	0	0
Runnemede Dist 4	76	15	19.74%	4	1	0	0	0
Runnemede Dist 5	114	27	23.68%	13	5	1	0	0
Runnemede Dist 6	110	28	25.45%	8	1	2	0	0
Runnemede Mail-In Ballot	0	11	0.00%	8	1	0	1	0

Camden County  
 Primary Election  
 June 5, 2012

Official Results

  
 Joseph Ripa  
 Camden County Clerk

REPUBLICAN PRESIDENTIAL DELEGATES  
 Vote for 1

	Registered Voters	Ballots Cast	% Turnout	Romney Delegates	Paul Delegates	Santorum Delegates	Gingrich Delegates	Miles Delegate
Runnemedede Provisional	0	0	0.00%	0	0	0	0	0
Runnemedede Mail-In Ballot Rejected	0	0	0.00%	0	0	0	0	0
Runnemedede Provisional Rejected	0	0	0.00%	0	0	0	0	0
Runnemedede Emergency Ballots	0	0	0.00%	0	0	0	0	0
<b>Totals - Runnemedede</b>	<b>561</b>	<b>134</b>	<b>23.89%</b>	<b>58</b>	<b>12</b>	<b>4</b>	<b>1</b>	<b>0</b>
Somerdale Dist 1	126	19	15.08%	12	1	0	0	0
Somerdale Dist 2	91	8	8.79%	1	0	0	2	0
Somerdale Dist 3	35	7	20.00%	3	2	1	0	0
Somerdale Dist 4	65	13	20.00%	7	1	1	0	0
Somerdale Mail-In Ballot	0	2	0.00%	1	1	0	0	0
Somerdale Provisional	0	0	0.00%	0	0	0	0	0
Somerdale Mail-In Ballot Rejected	0	0	0.00%	0	0	0	0	0
Somerdale Provisional Rejected	0	0	0.00%	0	0	0	0	0
Somerdale Emergency Ballots	0	0	0.00%	0	0	0	0	0
<b>Totals - Somerdale</b>	<b>317</b>	<b>49</b>	<b>15.46%</b>	<b>24</b>	<b>5</b>	<b>2</b>	<b>2</b>	<b>0</b>
Stratford Dist 1	151	31	20.53%	17	2	0	0	1
Stratford Dist 2	162	27	16.67%	13	1	2	0	0
Stratford Dist 3	140	20	14.29%	9	4	0	1	0
Stratford Dist 4	232	45	19.40%	21	4	2	1	0
Stratford Dist 5	51	8	15.69%	3	4	0	0	0
Stratford Dist 6	177	17	9.60%	10	0	0	0	0
Stratford Mail-In Ballot	0	20	0.00%	11	1	2	0	1
Stratford Provisional	0	0	0.00%	0	0	0	0	0
Stratford Mail-In Ballot Rejected	0	0	0.00%	0	0	0	0	0
Stratford Provisional Rejected	0	0	0.00%	0	0	0	0	0
Stratford Emergency Ballots	0	0	0.00%	0	0	0	0	0
<b>Totals - Stratford</b>	<b>913</b>	<b>168</b>	<b>18.40%</b>	<b>84</b>	<b>16</b>	<b>6</b>	<b>2</b>	<b>2</b>

Camden County  
 Primary Election  
 June 5, 2012

Official Results


*Joseph Ripa*  
 Joseph Ripa  
 Camden County Clerk

REPUBLICAN PRESIDENTIAL DELEGATES  
 Vote for 1

	Registered Voters	Ballots Cast	% Turnout	Romney Delegates	Paul Delegates	Santorum Delegates	Gingrich Delegates	Miles Delegate
Tavistock Dist 1	5	0	0.00%	0	0	0	0	0
Tavistock Mail-In Ballot	0	2	0.00%	0	0	0	0	0
Tavistock Provisional	0	0	0.00%	0	0	0	0	0
Tavistock Mail-In Ballot Rejected	0	0	0.00%	0	0	0	0	0
Tavistock Provisional Rejected	0	0	0.00%	0	0	0	0	0
Tavistock Emergency Ballots	0	0	0.00%	0	0	0	0	0
Totals - Tavistock	5	2	40.00%	0	0	0	0	0
Voorhees Dist 1	184	25	13.59%	9	6	1	0	0
Voorhees Dist 2	204	34	16.67%	15	7	0	0	0
Voorhees Dist 3	102	17	16.67%	11	1	0	0	0
Voorhees Dist 4	114	17	14.91%	10	3	1	0	0
Voorhees Dist 5	136	20	14.71%	14	0	0	1	0
Voorhees Dist 6	247	25	10.12%	14	3	0	0	0
Voorhees Dist 7	161	22	13.66%	17	1	2	0	0
Voorhees Dist 8	185	14	7.57%	10	1	0	0	0
Voorhees Dist 9	224	21	9.38%	11	1	0	0	0
Voorhees Dist 10	140	20	14.29%	11	2	2	0	0
Voorhees Dist 11	243	32	13.17%	16	3	0	1	0
Voorhees Dist 12	152	22	14.47%	12	3	0	0	0
Voorhees Dist 13	162	17	10.49%	9	1	0	0	0
Voorhees Dist 14	103	15	14.56%	9	3	0	0	0
Voorhees Dist 15	201	23	11.44%	11	2	1	0	0
Voorhees Dist 16	148	16	10.81%	13	0	0	0	0
Voorhees Dist 17	136	27	19.85%	19	0	0	0	0
Voorhees Dist 18	101	13	12.87%	7	2	0	1	0
Voorhees Dist 19	148	16	10.81%	5	2	0	0	0
Voorhees Mail-In Ballot	0	57	0.00%	32	4	1	3	0
Voorhees Provisional	0	4	0.00%	2	0	0	0	0
Voorhees Mail-In Ballot Rejected	0	0	0.00%	0	0	0	0	0
Voorhees Provisional Rejected	0	0	0.00%	0	0	0	0	0
Voorhees Emergency Ballots	0	0	0.00%	0	0	0	0	0

Camden County  
 Primary Election  
 June 5, 2012

Official Results

  
 Joseph Ripa  
 Camden County Clerk

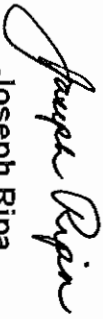
REPUBLICAN PRESIDENTIAL DELEGATES  
 Vote for 1

	Registered Voters	Ballots Cast	% Turnout	Romney Delegates	Paul Delegates	Sanforum Delegates	Gingrich Delegates	Miles Delegate
Totals - Voorhees	3091	457	14.78%	257	45	8	6	0
Waterford Dist 1	206	20	9.71%	10	0	2	1	0
Waterford Dist 2	157	20	12.74%	10	1	2	0	0
Waterford Dist 3	201	33	16.42%	18	7	1	0	0
Waterford Dist 4	178	40	22.47%	22	3	2	0	0
Waterford Dist 5	159	13	8.18%	8	0	0	1	0
Waterford Dist 6	215	37	17.21%	19	6	0	0	0
Waterford Dist 7	229	38	16.59%	16	5	3	0	0
Waterford Dist 8	53	16	30.19%	11	3	0	0	0
Waterford Mail-In Ballot	0	17	0.00%	9	0	0	2	0
Waterford Provisional	0	0	0.00%	0	0	0	0	0
Waterford Mail-In Ballot Rejected	0	0	0.00%	0	0	0	0	0
Waterford Provisional Rejected	0	0	0.00%	0	0	0	0	0
Waterford Emergency Ballots	0	0	0.00%	0	0	0	0	0
Totals - Waterford	1398	234	16.74%	123	25	10	4	0
Winslow W1 D1	215	50	23.26%	30	1	0	0	0
Winslow W1 D2	212	28	13.21%	20	0	0	0	0
Winslow W1 D3	108	17	15.74%	10	1	0	0	0
Winslow W1 D4	302	33	10.93%	12	10	1	0	1
Winslow W1 D5	236	33	13.98%	17	1	1	0	0
Winslow Ward 1 Mail-In Ballot	0	17	0.00%	10	2	1	0	0
Winslow Ward 1 Provisional	0	0	0.00%	0	0	0	0	0
Winslow W1 Mail-In Ballot Rejected	0	0	0.00%	0	0	0	0	0
Winslow W1 Provisional Rejected	0	0	0.00%	0	0	0	0	0
Winslow W1 Emergency Ballots	0	0	0.00%	0	0	0	0	0
Totals - Winslow W1	1073	178	16.59%	99	15	3	0	1
Winslow W2 D1	196	26	13.27%	12	2	3	0	0



Camden County  
 Primary Election  
 June 5, 2012

Official Results


  
 Joseph Ripa  
 Camden County Clerk

REPUBLICAN PRESIDENTIAL DELEGATES

Vote for 1

	Registered Voters	Ballots Cast	% Turnout	Romney Delegates	Paul Delegates	Santorum Delegates	Gingrich Delegates	Miles Delegate
Winslow W2 D2	9	0	0.00%	0	0	0	0	0
Winslow W2 D3	318	63	19.81%	35	3	2	2	0
Winslow W2 D4	230	29	12.61%	16	5	1	2	0
Winslow W2 D5	108	26	24.07%	14	0	3	0	0
Winslow Ward 2 Mail-In Ballot	0	12	0.00%	5	0	2	1	0
Winslow Ward 2 Provisional	0	0	0.00%	0	0	0	0	0
Winslow W2 Mail-In Ballot Rejected	0	0	0.00%	0	0	0	0	0
Winslow W2 Provisional Rejected	0	0	0.00%	0	0	0	0	0
Winslow W2 Emergency Ballots	0	0	0.00%	0	0	0	0	0
<b>Totals - Winslow W2</b>	<b>861</b>	<b>156</b>	<b>18.12%</b>	<b>82</b>	<b>10</b>	<b>11</b>	<b>5</b>	<b>0</b>
Winslow W3 D1	67	7	10.45%	5	0	0	0	0
Winslow W3 D2	43	9	20.93%	6	1	1	0	0
Winslow W3 D3	130	20	15.38%	4	2	3	0	0
Winslow W3 D4	65	9	13.85%	6	1	0	0	0
Winslow Ward 3 Mail-In Ballot	0	6	0.00%	6	0	0	0	0
Winslow Ward 3 Provisional	0	1	0.00%	1	0	0	0	0
Winslow W3 Mail-In Ballot Rejected	0	0	0.00%	0	0	0	0	0
Winslow W3 Provisional Rejected	0	0	0.00%	0	0	0	0	0
Winslow W3 Emergency Ballots	0	0	0.00%	0	0	0	0	0
<b>Totals - Winslow W3</b>	<b>305</b>	<b>52</b>	<b>17.05%</b>	<b>28</b>	<b>4</b>	<b>4</b>	<b>0</b>	<b>0</b>
Winslow W4 D1	106	24	22.64%	14	1	0	0	0
Winslow W4 D2	139	13	9.35%	4	0	0	0	0
Winslow W4 D3	166	19	11.45%	10	2	0	1	0
Winslow W4 D4	165	23	13.94%	12	0	0	0	0
Winslow W4 D5	114	11	9.65%	7	1	0	0	0
Winslow Ward 4 Mail-In Ballot	0	11	0.00%	7	1	1	0	0
Winslow Ward 4 Provisional	0	0	0.00%	0	0	0	0	0
Winslow W4 Mail-In Ballot Rejected	0	0	0.00%	0	0	0	0	0
Winslow W4 Provisional Rejected	0	0	0.00%	0	0	0	0	0

Camden County  
 Primary Election  
 June 5, 2012  
 Official Results


  
 Joseph Ripa  
 Camden County Clerk

REPUBLICAN PRESIDENTIAL DELEGATES  
 Vote for 1

	Registered Voters	Ballots Cast	% Turnout	Romney Delegates	Paul Delegates	Santorum Delegates	Gingrich Delegates	Miles Delegate
Winslow W4 Emergency Ballots	0	0	0.00%	0	0	0	0	0
Totals - Winslow W4	690	101	14.64%	54	5	1	1	0
Totals - Winslow	2929	487	16.63%	263	34	19	6	1
Woodlyrne Dist 1	56	11	19.64%	5	2	0	0	0
Woodlyrne Dist 2	38	8	21.05%	6	0	0	0	0
Woodlyrne Mail-In Ballot	0	0	0.00%	0	0	0	0	0
Woodlyrne Provisional	0	0	0.00%	0	0	0	0	0
Woodlyrne Mail-In Ballot Rejected	0	0	0.00%	0	0	0	0	0
Woodlyrne Provisional Rejected	0	0	0.00%	0	0	0	0	0
Woodlyrne Emergency Ballots	0	0	0.00%	0	0	0	0	0
Totals - Woodlyrne	94	19	20.21%	11	2	0	0	0
Totals - Grand Totals	43237	7557	17.48%	4042	692	243	93	12

Camden County  
 Primary Election  
 June 5, 2012

Official Results

  
 Joseph Ripa  
 Camden County Clerk


REPUBLICAN US SENATOR

Vote for 1

	Registered Voters	Ballots Cast	% Turnout	Joe Kyrillos	David Douglas Brown	Bader G. Qarmout	Joe Rullo	Write-In
Audubon Boro Dist 1	95	11	11.58%	5	1	3	1	0
Audubon Boro Dist 2	135	16	11.85%	13	3	0	0	0
Audubon Boro Dist 3	175	25	14.29%	19	1	0	2	0
Audubon Boro Dist 4	116	18	15.52%	15	2	0	0	0
Audubon Boro Dist 5	147	25	17.01%	19	2	0	1	0
Audubon Boro Dist 6	173	24	13.87%	14	7	0	2	1
Audubon Boro Dist 7	131	18	13.74%	14	1	1	1	0
Audubon Boro Dist 8	129	19	14.73%	17	0	1	0	0
Audubon Boro Mail-In Ballot	0	7	0.00%	4	0	1	0	0
Audubon Boro Provisional	0	0	0.00%	0	0	0	0	0
Audubon Boro Mail-In Ballot Rejected	0	0	0.00%	0	0	0	0	0
Audubon Boro Provisional Rejected	0	0	0.00%	0	0	0	0	0
Audubon Boro Emergency Ballots	0	0	0.00%	0	0	0	0	0
<b>Totals - Audubon Boro</b>	<b>1101</b>	<b>163</b>	<b>14.80%</b>	<b>120</b>	<b>17</b>	<b>6</b>	<b>7</b>	<b>1</b>
Audubon Park Dist 1	58	13	22.41%	7	1	0	1	0
Audubon Park Mail-In Ballot	0	0	0.00%	0	0	0	0	0
Audubon Park Provisional	0	0	0.00%	0	0	0	0	0
Audubon Park Mail-In Ballot Rejected	0	0	0.00%	0	0	0	0	0
Audubon Park Provisional Rejected	0	0	0.00%	0	0	0	0	0
Audubon Park Emergency Ballots	0	0	0.00%	0	0	0	0	0
<b>Totals - Audubon Park</b>	<b>58</b>	<b>13</b>	<b>22.41%</b>	<b>7</b>	<b>1</b>	<b>0</b>	<b>1</b>	<b>0</b>
Barrington Dist 1	205	30	14.63%	23	0	2	1	0
Barrington Dist 2	176	27	15.34%	24	2	0	0	0
Barrington Dist 3	189	33	17.46%	27	2	1	2	0
Barrington Dist 4	174	30	17.24%	21	1	2	3	0
Barrington Dist 5	120	20	16.67%	15	2	1	0	0
Barrington Mail-In Ballot	0	16	0.00%	10	0	5	0	0
Barrington Provisional	0	0	0.00%	0	0	0	0	0
Barrington Mail-In Ballot Rejected	0	0	0.00%	0	0	0	0	0

Camden County  
 Primary Election  
 June 5, 2012

Official Results

  
 Joseph Ripa  
 Camden County Clerk

REPUBLICAN US SENATOR  
 Vote for 1

	Registered Voters	Ballots Cast	% Turnout	Joe Kyrillos	David Douglas Brown	Bader G. Qarmout	Joe Rullo	Write-In
Barrington Provisional Rejected	0	0	0.00%	0	0	0	0	0
Barrington Emergency Ballots	0	0	0.00%	0	0	0	0	0
Totals - Barrington	864	156	18.06%	120	7	11	6	0
Bellmawr Dist 1	160	44	27.50%	29	2	4	3	0
Bellmawr Dist 2	157	33	21.02%	25	4	1	1	0
Bellmawr Dist 3	119	30	25.21%	20	3	1	2	0
Bellmawr Dist 4	93	17	18.28%	12	2	1	1	0
Bellmawr Dist 5	116	23	19.83%	16	1	0	4	0
Bellmawr Dist 6	120	33	27.50%	19	7	1	2	0
Bellmawr Dist 7	92	21	22.83%	16	1	1	0	0
Bellmawr Mail-In Ballot	0	21	0.00%	17	0	0	2	0
Bellmawr Provisional	0	0	0.00%	0	0	0	0	0
Bellmawr Mail-In Ballot Rejected	0	0	0.00%	0	0	0	0	0
Bellmawr Provisional Rejected	0	0	0.00%	0	0	0	0	0
Bellmawr Emergency Ballots	0	0	0.00%	0	0	0	0	0
Totals - Bellmawr	857	222	25.90%	154	20	9	15	0
Berlin Boro Dist 1	158	26	16.46%	22	0	1	1	0
Berlin Boro Dist 2	282	55	19.50%	44	5	2	0	0
Berlin Boro Dist 3	209	35	16.75%	30	1	0	1	0
Berlin Boro Dist 4	242	38	15.70%	22	7	1	5	0
Berlin Boro Dist 5	118	21	17.80%	13	5	0	3	0
Berlin Boro Mail-In Ballot	0	11	0.00%	10	0	0	1	0
Berlin Boro Provisional	0	0	0.00%	0	0	0	0	0
Berlin Boro Mail-In Ballot Rejected	0	0	0.00%	0	0	0	0	0
Berlin Boro Provisional Rejected	0	0	0.00%	0	0	0	0	0
Berlin Boro Emergency Ballots	0	0	0.00%	0	0	0	0	0
Totals - Berlin Boro	1009	186	18.43%	141	18	4	11	0

Camden County  
 Primary Election  
 June 5, 2012

Official Results

*Joseph Ripa*  
 Joseph Ripa  
 Camden County Clerk

REPUBLICAN US SENATOR  
 Vote for 1

	Registered Voters	Ballots Cast	% Turnout	Joe Kyrillos	David Douglas Brown	Bader G. Qarmout	Joe Rullo	Write-In
Berlin Twp Dist 1	110	8	7.27%	5	1	0	0	0
Berlin Twp Dist 2	58	5	8.62%	5	0	0	0	0
Berlin Twp Dist 3	62	11	17.74%	8	0	0	1	0
Berlin Twp Dist 4	153	22	14.38%	12	5	1	2	0
Berlin Twp Mail-In Ballot	0	3	0.00%	2	0	0	0	0
Berlin Twp Provisional	0	0	0.00%	0	0	0	0	0
Berlin Twp Mail-In Ballot Rejected	0	0	0.00%	0	0	0	0	0
Berlin Twp Provisional Rejected	0	0	0.00%	0	0	0	0	0
Berlin Twp Emergency Ballots	0	0	0.00%	0	0	0	0	0
<b>Totals - Berlin Twp</b>	<b>383</b>	<b>49</b>	<b>12.79%</b>	<b>32</b>	<b>6</b>	<b>1</b>	<b>3</b>	<b>0</b>
Brooklawn Dist 1	161	18	11.18%	12	1	0	1	0
Brooklawn Mail-In Ballot	0	0	0.00%	0	0	0	0	0
Brooklawn Provisional	0	0	0.00%	0	0	0	0	0
Brooklawn Mail-In Ballot Rejected	0	0	0.00%	0	0	0	0	0
Brooklawn Provisional Rejected	0	0	0.00%	0	0	0	0	0
Brooklawn Emergency Ballots	0	0	0.00%	0	0	0	0	0
<b>Totals - Brooklawn</b>	<b>161</b>	<b>18</b>	<b>11.18%</b>	<b>12</b>	<b>1</b>	<b>0</b>	<b>1</b>	<b>0</b>
Camden City W1 D1	10	3	30.00%	1	2	0	0	0
Camden City W1 D2	39	1	2.56%	0	1	0	0	0
Camden City W1 D3	21	6	28.57%	2	1	0	1	0
Camden City W1 D4	14	0	0.00%	0	0	0	0	0
Camden City W1 D5	34	4	11.76%	3	1	0	0	0
Camden City W1 D6	12	1	8.33%	0	1	0	0	0
Camden City W1 D7	14	0	0.00%	0	0	0	0	0
Camden City W1 D8	11	1	9.09%	1	0	0	0	0
Camden City W1 D9	34	3	8.82%	2	0	1	0	0
Camden City W1 D10	42	7	16.67%	6	0	0	1	0
Camden City Ward 1 Mail-In Ballot	0	5	0.00%	1	1	0	0	0
Camden City Ward 1 Provisional	0	0	0.00%	0	0	0	0	0

Camden County  
 Primary Election  
 June 5, 2012

Official Results

*Joseph Ripa*  
 Joseph Ripa  
 Camden County Clerk

REPUBLICAN US SENATOR  
 Vote for 1

	Registered Voters	Ballots Cast	% Turnout	Joe Kyrillos	David Douglas Brown	Bader G. Qarmout	Joe Rullo	Write-In
Camden City W1 Mail-In Ballot Rejected	0	0	0.00%	0	0	0	0	0
Camden City W1 Provisional Rejected	0	0	0.00%	0	0	0	0	0
Camden City W1 Emergency Ballots	0	0	0.00%	0	0	0	0	0
<b>Totals - Camden City W1</b>	<b>231</b>	<b>31</b>	<b>13.42%</b>	<b>16</b>	<b>7</b>	<b>2</b>	<b>2</b>	<b>0</b>
Camden City W2 D1	14	5	35.71%	0	1	1	1	0
Camden City W2 D2	18	3	16.67%	0	1	0	2	0
Camden City W2 D3	17	1	5.88%	0	0	0	0	0
Camden City W2 D4	20	2	10.00%	2	0	0	0	0
Camden City W2 D5	17	3	17.65%	2	1	0	0	0
Camden City W2 D6	19	3	15.79%	2	0	0	0	0
Camden City W2 D7	24	2	8.33%	1	1	0	0	0
Camden City W2 D8	20	1	5.00%	0	0	0	0	0
Camden City W2 D9	17	3	17.65%	0	0	0	0	0
Camden City W2 D10	17	2	11.76%	0	0	0	0	1
Camden City W2 D11	10	0	0.00%	0	0	0	0	0
Camden City Ward 2 Mail-In Ballot	0	8	0.00%	5	0	0	1	0
Camden City Ward 2 Provisional	0	1	0.00%	1	0	0	0	0
Camden City W2 Mail-In Ballot Rejected	0	0	0.00%	0	0	0	0	0
Camden City W2 Provisional Rejected	0	0	0.00%	0	0	0	0	0
Camden City W2 Emergency Ballots	0	0	0.00%	0	0	0	0	0
<b>Totals - Camden City W2</b>	<b>193</b>	<b>34</b>	<b>17.62%</b>	<b>13</b>	<b>4</b>	<b>1</b>	<b>4</b>	<b>1</b>
Camden City W3 D1	29	6	20.69%	2	0	0	0	0
Camden City W3 D2	40	2	5.00%	1	0	0	0	0
Camden City W3 D3	25	4	16.00%	3	0	0	1	0
Camden City W3 D4	30	2	6.67%	1	0	0	0	0
Camden City W3 D5	17	2	11.76%	0	1	0	1	0
Camden City W3 D6	14	4	28.57%	2	1	1	0	0
Camden City W3 D7	27	4	14.81%	2	2	0	0	0
Camden City W3 D8	26	1	3.85%	0	0	0	1	0

Camden County  
 Primary Election  
 June 5, 2012

Official Results

*Joseph Ripa*  
 Joseph Ripa  
 Camden County Clerk

REPUBLICAN US SENATOR  
 Vote for 1

	Registered Voters	Ballots Cast	% Turnout	Joe Kyrillos	David Douglas Brown	Bader G. Qarmout	Joe Rullo	Write-In
Camden City W3 D9	24	1	4.17%	0	1	0	0	0
Camden City Ward 3 Mail-In Ballot	0	0	0.00%	0	0	0	0	0
Camden City Ward 3 Provisional	0	0	0.00%	0	0	0	0	0
Camden City W3 Mail-In Ballot Rejected	0	0	0.00%	0	0	0	0	0
Camden City W3 Provisional Rejected	0	0	0.00%	0	0	0	0	0
Camden City W3 Emergency Ballots	0	0	0.00%	0	0	0	0	0
<b>Totals - Camden City W3</b>	<b>232</b>	<b>26</b>	<b>11.21%</b>	<b>11</b>	<b>5</b>	<b>1</b>	<b>3</b>	<b>0</b>
Camden City W4 D1	21	7	33.33%	3	0	0	0	0
Camden City W4 D2	20	1	5.00%	0	0	0	0	0
Camden City W4 D3	30	4	13.33%	4	0	0	0	0
Camden City W4 D4	35	0	0.00%	0	0	0	0	0
Camden City W4 D5	6	0	0.00%	0	0	0	0	0
Camden City W4 D6	20	2	10.00%	1	0	0	0	0
Camden City W4 D7	41	3	7.32%	1	0	2	0	0
Camden City W4 D8	35	6	17.14%	1	2	0	0	0
Camden City W4 D9	23	1	4.35%	1	0	0	0	0
Camden City W4 D10	64	6	9.38%	3	2	0	1	0
Camden City Ward 4 Mail-In Ballot	0	1	0.00%	1	0	0	0	0
Camden City Ward 4 Provisional	0	0	0.00%	0	0	0	0	0
Camden City W4 Mail-In Ballot Rejected	0	0	0.00%	0	0	0	0	0
Camden City W4 Provisional Rejected	0	0	0.00%	0	0	0	0	0
Camden City W4 Emergency Ballots	0	0	0.00%	0	0	0	0	0
<b>Totals - Camden City W4</b>	<b>295</b>	<b>31</b>	<b>10.51%</b>	<b>15</b>	<b>4</b>	<b>2</b>	<b>1</b>	<b>0</b>
<b>Totals - Camden City</b>	<b>951</b>	<b>122</b>	<b>12.83%</b>	<b>55</b>	<b>20</b>	<b>6</b>	<b>10</b>	<b>1</b>
Cherry Hill Dist 1	210	39	18.57%	30	3	2	1	0
Cherry Hill Dist 2	149	19	12.75%	13	4	0	2	0
Cherry Hill Dist 3	187	38	20.32%	24	5	2	3	0
Cherry Hill Dist 4	206	35	16.99%	25	4	0	3	0

Camden County  
 Primary Election  
 June 5, 2012

Official Results

*Joseph Ripa*  
 Joseph Ripa  
 Camden County Clerk

REPUBLICAN US SENATOR

Vote for 1

	Registered Voters	Ballots Cast	% Turnout	Joe Kyrillos	David Douglas Brown	Bader G. Qarmout	Joe Rullo	Write-In
Cherry Hill Dist 5	130	13	10.00%	11	0	0	0	0
Cherry Hill Dist 6	155	27	17.42%	16	4	3	2	0
Cherry Hill Dist 7	135	22	16.30%	17	1	2	1	0
Cherry Hill Dist 8	122	11	9.02%	8	2	1	0	0
Cherry Hill Dist 9	132	25	18.94%	18	2	0	3	0
Cherry Hill Dist 10	258	39	15.12%	32	4	1	1	0
Cherry Hill Dist 11	219	43	19.63%	29	9	2	0	0
Cherry Hill Dist 12	150	16	10.67%	11	0	0	1	0
Cherry Hill Dist 13	260	49	18.85%	40	5	0	1	0
Cherry Hill Dist 14	166	37	22.29%	31	2	1	1	0
Cherry Hill Dist 15	181	28	15.47%	17	5	5	0	0
Cherry Hill Dist 16	122	17	13.93%	15	1	0	0	0
Cherry Hill Dist 17	162	23	14.20%	17	3	2	0	0
Cherry Hill Dist 18	145	24	16.55%	19	0	3	1	0
Cherry Hill Dist 19	121	17	14.05%	15	0	0	2	0
Cherry Hill Dist 20	260	33	12.69%	29	1	1	0	0
Cherry Hill Dist 21	190	25	13.16%	20	2	1	0	0
Cherry Hill Dist 22	253	32	12.65%	26	0	2	1	0
Cherry Hill Dist 23	168	25	14.88%	19	2	1	2	0
Cherry Hill Dist 24	177	29	16.38%	23	0	1	3	0
Cherry Hill Dist 25	191	30	15.71%	24	3	1	0	0
Cherry Hill Dist 26	263	54	20.53%	43	5	4	2	0
Cherry Hill Dist 27	197	29	14.72%	25	3	0	0	0
Cherry Hill Dist 28	171	18	10.53%	15	0	1	1	0
Cherry Hill Dist 29	245	38	15.51%	27	4	1	1	0
Cherry Hill Dist 30	67	9	13.43%	5	0	0	2	0
Cherry Hill Dist 31	142	25	17.61%	19	2	0	2	0
Cherry Hill Dist 32	68	12	17.65%	10	0	0	0	0
Cherry Hill Dist 33	239	46	19.25%	36	5	1	1	0
Cherry Hill Dist 34	233	25	10.73%	20	1	0	2	0
Cherry Hill Dist 35	338	69	20.41%	59	3	1	2	0
Cherry Hill Dist 36	128	19	14.84%	17	0	1	0	0
Cherry Hill Dist 37	150	16	10.67%	13	2	0	0	0



Camden County  
 Primary Election  
 June 5, 2012

Official Results

*Joseph Ripa*  
 Joseph Ripa  
 Camden County Clerk

**REPUBLICAN US SENATOR**  
 Vote for 1

	Registered Voters	Ballots Cast	% Turnout	Joe Kyrillos	David Douglas Brown	Bader G. Qarmout	Joe Rullo	Write-In
Cherry Hill Dist 38	84	14	16.67%	11	2	1	0	0
Cherry Hill Dist 39	145	18	12.41%	16	0	1	0	0
Cherry Hill Dist 40	183	29	15.85%	19	3	0	3	0
Cherry Hill Dist 41	178	27	15.17%	20	3	0	1	0
Cherry Hill Dist 42	160	31	19.38%	26	1	1	1	0
Cherry Hill Dist 43	197	19	9.64%	14	1	1	1	0
Cherry Hill Dist 44	155	15	9.68%	12	3	0	0	0
Cherry Hill Dist 45	255	43	16.86%	31	5	0	3	0
Cherry Hill Dist 46	201	25	12.44%	18	1	3	1	0
Cherry Hill Dist 47	93	9	9.68%	7	1	0	0	0
Cherry Hill Dist 48	33	1	3.03%	0	0	0	1	0
Cherry Hill Mail-In Ballot	0	174	0.00%	132	18	6	7	0
Cherry Hill Provisional	0	4	0.00%	3	0	0	0	0
Cherry Hill Mail-In Ballot Rejected	0	0	0.00%	0	0	0	0	0
Cherry Hill Provisional Rejected	0	0	0.00%	0	0	0	0	0
Cherry Hill Emergency Ballots	0	0	0.00%	0	0	0	0	0
<b>Totals - Cherry Hill</b>	<b>8374</b>	<b>1465</b>	<b>17.49%</b>	<b>1127</b>	<b>125</b>	<b>55</b>	<b>60</b>	<b>0</b>
Chesilhurst Dist 1	81	17	20.99%	8	4	1	2	0
Chesilhurst Mail-In Ballot	0	2	0.00%	2	0	0	0	0
Chesilhurst Provisional	0	0	0.00%	0	0	0	0	0
Chesilhurst Mail-In Ballot Rejected	0	0	0.00%	0	0	0	0	0
Chesilhurst Provisional Rejected	0	0	0.00%	0	0	0	0	0
Chesilhurst Emergency Ballots	0	0	0.00%	0	0	0	0	0
<b>Totals - Chesilhurst</b>	<b>81</b>	<b>19</b>	<b>23.46%</b>	<b>10</b>	<b>4</b>	<b>1</b>	<b>2</b>	<b>0</b>
Clementon Dist 1	131	29	22.14%	21	3	1	1	0
Clementon Dist 2	128	33	25.78%	22	1	2	1	0
Clementon Dist 3	145	17	11.72%	10	0	5	1	0
Clementon Mail-In Ballot	0	8	0.00%	3	3	0	1	0
Clementon Provisional	0	0	0.00%	0	0	0	0	0

Camden County  
 Primary Election  
 June 5, 2012

Official Results

*Joseph Ripa*  
 Joseph Ripa  
 Camden County Clerk

REPUBLICAN US SENATOR  
 Vote for 1

	Registered Voters	Ballots Cast	% Turnout	Joe Kyrillos	David Douglas Brown	Bader G. Qarmout	Joe Rullo	Write-In
Clementon Mail-In Ballot Rejected	0	0	0.00%	0	0	0	0	0
Clementon Provisional Rejected	0	0	0.00%	0	0	0	0	0
Clementon Emergency Ballots	0	0	0.00%	0	0	0	0	0
<b>Totals - Clementon</b>	<b>404</b>	<b>87</b>	<b>21.53%</b>	<b>56</b>	<b>7</b>	<b>8</b>	<b>4</b>	<b>0</b>
Collingswood Dist 1	113	21	18.58%	16	2	0	2	0
Collingswood Dist 2	136	32	23.53%	18	6	1	1	0
Collingswood Dist 3	72	13	18.06%	9	2	0	1	0
Collingswood Dist 4	86	14	16.28%	10	0	0	2	0
Collingswood Dist 5	60	3	5.00%	2	1	0	0	0
Collingswood Dist 6	128	22	17.19%	13	2	3	0	1
Collingswood Dist 7	151	25	16.56%	14	8	0	0	0
Collingswood Dist 8	143	14	9.79%	7	5	2	0	0
Collingswood Dist 9	129	18	13.95%	11	5	1	0	0
Collingswood Dist 10	122	27	22.13%	15	8	1	1	0
Collingswood Dist 11	120	26	21.67%	18	1	3	0	0
Collingswood Dist 12	94	22	23.40%	19	0	0	1	0
Collingswood Mail-In Ballot	0	18	0.00%	13	4	0	1	0
Collingswood Provisional	0	0	0.00%	0	0	0	0	0
Collingswood Mail-In Ballot Rejected	0	0	0.00%	0	0	0	0	0
Collingswood Provisional Rejected	0	0	0.00%	0	0	0	0	0
Collingswood Emergency Ballots	0	0	0.00%	0	0	0	0	0
<b>Totals - Collingswood</b>	<b>1354</b>	<b>255</b>	<b>18.83%</b>	<b>165</b>	<b>44</b>	<b>11</b>	<b>9</b>	<b>1</b>
Gibbsboro Dist 1	207	20	9.66%	18	1	0	0	0
Gibbsboro Dist 2	138	23	16.67%	14	4	1	2	0
Gibbsboro Mail-In Ballot	0	5	0.00%	1	0	2	1	0
Gibbsboro Provisional	0	0	0.00%	0	0	0	0	0
Gibbsboro Mail-In Ballot Rejected	0	0	0.00%	0	0	0	0	0
Gibbsboro Provisional Rejected	0	0	0.00%	0	0	0	0	0
Gibbsboro Emergency Ballots	0	0	0.00%	0	0	0	0	0

Camden County  
 Primary Election  
 June 5, 2012

Official Results


*Joseph Ripa*  
 Joseph Ripa  
 Camden County Clerk

REPUBLICAN US SENATOR  
 Vote for 1

	Registered Voters	Ballots Cast	% Turnout	Joe Kyrillos	David Douglas Brown	Bader G. Qarmout	Joe Rullo	Write-In
<b>Totals - Gibbsboro</b>	345	48	13.91%	33	5	3	3	0
Gloucester City W1 D1	38	10	26.32%	6	0	2	0	0
Gloucester City W1 D2	48	10	20.83%	8	1	0	0	0
Gloucester City W1 D3	54	13	24.07%	5	5	1	0	0
Gloucester City W1 D4	71	18	25.35%	9	3	0	4	0
Gloucester City Ward 1 Mail-In Ballot	0	2	0.00%	0	0	0	2	0
Gloucester City Ward 1 Provisional	0	0	0.00%	0	0	0	0	0
Gloucester City W1 Mail-In Ballot Rejected	0	0	0.00%	0	0	0	0	0
Gloucester City W1 Provisional Rejected	0	0	0.00%	0	0	0	0	0
Gloucester City W1 Emergency Ballots	0	0	0.00%	0	0	0	0	0
<b>Totals - Gloucester City W1</b>	211	53	25.12%	28	9	3	6	0
Gloucester City W2 D1	73	19	26.03%	13	1	2	2	0
Gloucester City W2 D2	83	10	12.05%	3	4	1	1	0
Gloucester City W2 D3	127	22	17.32%	18	0	0	0	0
Gloucester City Ward 2 Mail-In Ballot	0	4	0.00%	1	1	0	0	0
Gloucester City Ward 2 Provisional	0	0	0.00%	0	0	0	0	0
Gloucester City W2 Mail-In Ballot Rejected	0	0	0.00%	0	0	0	0	0
Gloucester City W2 Provisional Rejected	0	0	0.00%	0	0	0	0	0
Gloucester City W2 Emergency Ballots	0	0	0.00%	0	0	0	0	0
<b>Totals - Gloucester City W2</b>	283	55	19.43%	35	6	3	3	0
Gloucester City W3 D1	90	22	24.44%	11	3	0	0	0
Gloucester City W3 D2	101	18	17.82%	12	0	1	1	0
Gloucester City Ward 3 Mail-In Ballot	0	3	0.00%	1	1	0	0	0
Gloucester City Ward 3 Provisional	0	0	0.00%	0	0	0	0	0
Gloucester City W3 Mail-In Ballot Rejected	0	0	0.00%	0	0	0	0	0
Gloucester City W3 Provisional Rejected	0	0	0.00%	0	0	0	0	0
Gloucester City W3 Emergency Ballots	0	0	0.00%	0	0	0	0	0

Camden County  
 Primary Election  
 June 5, 2012

Official Results

  
 Joseph Ripa  
 Camden County Clerk

REPUBLICAN US SENATOR  
 Vote for 1

	Registered Voters	Ballots Cast	% Turnout	Joe Kyrillos	David Douglas Brown	Bader G. Qarmout	Joe Rullo	Write-In
Totals - Gloucester City W3	191	43	22.51%	24	4	1	1	0
Totals - Gloucester City	685	151	22.04%	87	19	7	10	0
Gloucester Twp Dist 1	109	18	16.51%	10	3	1	3	0
Gloucester Twp Dist 2	95	20	21.05%	17	0	1	1	0
Gloucester Twp Dist 3	136	14	10.29%	8	1	1	1	0
Gloucester Twp Dist 4	197	32	16.24%	19	2	2	4	0
Gloucester Twp Dist 5	158	15	9.49%	11	1	0	1	0
Gloucester Twp Dist 6	234	30	12.82%	26	1	2	0	0
Gloucester Twp Dist 7	190	32	16.84%	15	6	0	6	0
Gloucester Twp Dist 8	115	12	10.43%	11	1	0	0	0
Gloucester Twp Dist 9	216	27	12.50%	21	4	0	1	0
Gloucester Twp Dist 10	165	29	17.58%	21	3	1	1	0
Gloucester Twp Dist 11	207	47	22.71%	37	2	0	2	0
Gloucester Twp Dist 12	193	28	14.51%	21	2	2	2	0
Gloucester Twp Dist 13	147	26	17.69%	20	2	0	0	0
Gloucester Twp Dist 14	147	26	17.69%	20	2	0	0	0
Gloucester Twp Dist 15	98	13	13.27%	10	1	0	2	0
Gloucester Twp Dist 16	216	32	14.81%	26	3	0	2	0
Gloucester Twp Dist 17	215	38	17.67%	29	3	1	3	0
Gloucester Twp Dist 18	215	36	16.74%	17	7	3	5	0
Gloucester Twp Dist 19	150	32	21.33%	19	7	0	3	1
Gloucester Twp Dist 20	174	19	10.92%	14	3	0	2	0
Gloucester Twp Dist 21	141	20	14.18%	14	4	1	0	0
Gloucester Twp Dist 22	140	12	8.57%	7	2	1	1	0
Gloucester Twp Dist 23	184	28	15.22%	25	0	0	2	0
Gloucester Twp Dist 24	185	27	14.59%	20	0	0	1	0
Gloucester Twp Dist 25	159	20	12.58%	14	2	0	3	0
Gloucester Twp Dist 26	184	41	22.28%	35	1	0	3	0
Gloucester Twp Dist 27	122	17	13.93%	12	1	0	2	0

Camden County  
 Primary Election  
 June 5, 2012

Official Results


  
 Joseph Ripa  
 Camden County Clerk

REPUBLICAN US SENATOR  
 Vote for 1

	Registered Voters	Ballots Cast	% Turnout	Joe Kyrillos	David Douglas Brown	Bader G. Qarmout	Joe Rullo	Write-In
Gloucester Twp Dist 29	163	18	11.04%	9	4	0	3	0
Gloucester Twp Dist 30	215	28	13.02%	18	5	1	0	0
Gloucester Twp Dist 31	135	20	14.81%	13	3	1	1	0
Gloucester Twp Dist 32	180	36	20.00%	27	0	2	2	1
Gloucester Twp Dist 33	102	17	16.67%	9	5	0	2	0
Gloucester Twp Dist 34	109	26	23.85%	19	2	1	0	0
Gloucester Twp Dist 35	123	17	13.82%	11	2	1	1	0
Gloucester Twp Dist 36	135	20	14.81%	10	4	0	2	0
Gloucester Twp Dist 37	20	1	5.00%	0	1	0	0	0
Gloucester Twp Dist 38	78	13	16.67%	10	1	1	0	0
Gloucester Twp Dist 39	83	10	12.05%	6	1	0	1	0
Gloucester Twp Dist 40	125	11	8.80%	7	1	0	2	1
Gloucester Twp Mail-In Ballot	0	101	0.00%	71	15	3	3	0
Gloucester Twp Provisional	0	3	0.00%	1	1	0	1	0
Gloucester Twp Mail-In Ballot Rejected	0	0	0.00%	0	0	0	0	0
Gloucester Twp Provisional Rejected	0	0	0.00%	0	0	0	0	0
Gloucester Twp Emergency Ballots	0	0	0.00%	0	0	0	0	0
<b>Totals - Gloucester Twp</b>	<b>6038</b>	<b>1020</b>	<b>16.89%</b>	<b>713</b>	<b>112</b>	<b>28</b>	<b>69</b>	<b>3</b>
Haddon Twp Dist 1	136	16	11.76%	13	2	0	1	0
Haddon Twp Dist 2	101	12	11.88%	8	2	0	1	0
Haddon Twp Dist 3	188	22	11.70%	15	2	0	1	0
Haddon Twp Dist 4	106	22	20.75%	15	3	1	2	0
Haddon Twp Dist 5	70	13	18.57%	12	0	0	0	0
Haddon Twp Dist 6	100	20	20.00%	11	4	0	3	0
Haddon Twp Dist 7	112	20	17.86%	16	2	0	1	0
Haddon Twp Dist 8	128	20	15.63%	17	1	0	1	0
Haddon Twp Dist 9	89	13	14.61%	10	2	0	0	0
Haddon Twp Dist 10	133	33	24.81%	25	3	1	2	0
Haddon Twp Dist 11	168	37	22.02%	26	2	4	3	0
Haddon Twp Dist 12	294	45	15.31%	39	3	1	0	0
Haddon Twp Dist 13	122	15	12.30%	7	2	2	1	0

Camden County  
 Primary Election  
 June 5, 2012

Official Results

  
 Joseph Ripa  
 Camden County Clerk

REPUBLICAN US SENATOR  
 Vote for 1

	Registered Voters	Ballots Cast	% Turnout	Joe Kyrillos	David Douglas Brown	Bader G. Qarmout	Joe Rullo	Write-In
Haddon Twp Dist 14	129	20	15.50%	13	2	1	3	0
Haddon Twp Dist 15	146	35	23.97%	25	3	2	2	0
Haddon Twp Mail-In Ballot	0	34	0.00%	30	1	1	1	0
Haddon Twp Provisional	0	2	0.00%	1	0	0	1	0
Haddon Twp Mail-In Ballot Rejected	0	0	0.00%	0	0	0	0	0
Haddon Twp Provisional Rejected	0	0	0.00%	0	0	0	0	0
Haddon Twp Emergency Ballots	0	0	0.00%	0	0	0	0	0
<b>Totals - Haddon Twp</b>	<b>2022</b>	<b>379</b>	<b>18.74%</b>	<b>283</b>	<b>34</b>	<b>13</b>	<b>23</b>	<b>0</b>
Haddonfield Dist 1	274	42	15.33%	31	2	2	3	0
Haddonfield Dist 2	240	23	9.58%	20	2	1	0	0
Haddonfield Dist 3	165	33	20.00%	26	3	0	0	0
Haddonfield Dist 4	259	40	15.44%	36	0	0	3	0
Haddonfield Dist 5	195	29	14.87%	23	0	2	1	0
Haddonfield Dist 6	247	29	11.74%	25	0	1	1	0
Haddonfield Dist 7	200	26	13.00%	20	5	0	0	0
Haddonfield Dist 8	203	27	13.30%	24	0	0	0	1
Haddonfield Dist 9	235	36	15.32%	29	3	1	0	0
Haddonfield Dist 10	207	47	22.71%	38	2	1	5	0
Haddonfield Mail-In Ballot	0	21	0.00%	15	3	3	0	0
Haddonfield Provisional	0	2	0.00%	1	0	0	1	0
Haddonfield Mail-In Ballot Rejected	0	0	0.00%	0	0	0	0	0
Haddonfield Provisional Rejected	0	0	0.00%	0	0	0	0	0
Haddonfield Emergency Ballots	0	0	0.00%	0	0	0	0	0
<b>Totals - Haddonfield</b>	<b>2225</b>	<b>355</b>	<b>15.96%</b>	<b>288</b>	<b>20</b>	<b>11</b>	<b>14</b>	<b>1</b>
Haddon Heights Dist 1	160	19	11.88%	16	1	1	0	0
Haddon Heights Dist 2	106	19	17.92%	12	1	1	1	0
Haddon Heights Dist 3	262	49	18.70%	34	4	1	3	1
Haddon Heights Dist 4	151	32	21.19%	30	0	0	0	0
Haddon Heights Dist 5	188	33	17.55%	27	1	2	3	0

Camden County  
 Primary Election  
 June 5, 2012

Official Results

  
 Joseph Ripa  
 Camden County Clerk

REPUBLICAN US SENATOR

Vote for 1

	Registered Voters	Ballots Cast	% Turnout	Joe Kyrillos	David Douglas Brown	Bader G. Qarmout	Joe Rullo	Write-In
Haddon Heights Dist 6	216	36	16.67%	21	5	0	8	0
Haddon Heights Dist 7	221	32	14.48%	25	3	1	1	0
Haddon Heights Mail-In Ballot	0	19	0.00%	13	0	2	0	0
Haddon Heights Provisional	0	0	0.00%	0	0	0	0	0
Haddon Heights Mail-In Ballot Rejected	0	0	0.00%	0	0	0	0	0
Haddon Heights Provisional Rejected	0	0	0.00%	0	0	0	0	0
Haddon Heights Emergency Ballots	0	0	0.00%	0	0	0	0	0
<b>Totals - Haddon Heights</b>	<b>1304</b>	<b>239</b>	<b>18.33%</b>	<b>178</b>	<b>15</b>	<b>8</b>	<b>16</b>	<b>1</b>
Hi-Nella Dist 1	65	8	12.31%	5	1	1	0	0
Hi Nella Mail-In Ballot	0	1	0.00%	1	0	0	0	0
Hi Nella Provisional	0	0	0.00%	0	0	0	0	0
Hi Nella Mail-In Ballot Rejected	0	0	0.00%	0	0	0	0	0
Hi Nella Provisional Rejected	0	0	0.00%	0	0	0	0	0
Hi Nella Emergency Ballots	0	0	0.00%	0	0	0	0	0
<b>Totals - Hi-Nella</b>	<b>65</b>	<b>9</b>	<b>13.85%</b>	<b>6</b>	<b>1</b>	<b>1</b>	<b>0</b>	<b>0</b>
Laurel Springs Dist 1	131	34	25.95%	21	4	0	2	0
Laurel Springs Dist 2	165	23	13.94%	17	3	0	0	0
Laurel Springs Mail-In Ballot	0	2	0.00%	2	0	0	0	0
Laurel Springs Provisional	0	0	0.00%	0	0	0	0	0
Laurel Springs Mail-In Ballot Rejected	0	0	0.00%	0	0	0	0	0
Laurel Springs Provisional Rejected	0	0	0.00%	0	0	0	0	0
Laurel Springs Emergency Ballots	0	0	0.00%	0	0	0	0	0
<b>Totals - Laurel Springs</b>	<b>296</b>	<b>59</b>	<b>19.93%</b>	<b>40</b>	<b>7</b>	<b>0</b>	<b>2</b>	<b>0</b>
Lawnside Dist 1	54	2	3.70%	1	0	0	0	0
Lawnside Dist 2	41	6	14.63%	3	2	0	0	0
Lawnside Mail-In Ballot	0	1	0.00%	0	1	0	0	0
Lawnside Provisional	0	0	0.00%	0	0	0	0	0

Camden County  
 Primary Election  
 June 5, 2012

Official Results

*Joseph Ripa*  
 Joseph Ripa  
 Camden County Clerk

REPUBLICAN US SENATOR  
 Vote for 1

	Registered Voters	Ballots Cast	% Turnout	Joe Kyrillos	David Douglas Brown	Bader G. Qarmout	Joe Rullo	Write-In
Lawnside Mail-In Ballot Rejected	0	0	0.00%	0	0	0	0	0
Lawnside Provisional Rejected	0	0	0.00%	0	0	0	0	0
Lawnside Emergency Ballots	0	0	0.00%	0	0	0	0	0
<b>Totals - Lawnside</b>	<b>95</b>	<b>9</b>	<b>9.47%</b>	<b>4</b>	<b>3</b>	<b>0</b>	<b>0</b>	<b>0</b>
Lindenwold Dist 1	145	39	26.90%	28	5	0	3	1
Lindenwold Dist 2	117	20	17.09%	13	4	0	2	1
Lindenwold Dist 3	95	16	16.84%	11	0	2	2	0
Lindenwold Dist 4	134	16	11.94%	10	5	1	0	0
Lindenwold Dist 5	46	10	21.74%	5	1	1	2	0
Lindenwold Dist 6	64	9	14.06%	8	0	0	1	0
Lindenwold Dist 7	28	7	25.00%	4	1	0	1	0
Lindenwold Dist 8	67	5	7.46%	4	0	0	0	0
Lindenwold Dist 9	41	10	24.39%	6	2	2	0	0
Lindenwold Mail-In Ballot	0	10	0.00%	4	3	0	0	0
Lindenwold Provisional	0	0	0.00%	0	0	0	0	0
Lindenwold Mail-In Ballot Rejected	0	0	0.00%	0	0	0	0	0
Lindenwold Provisional Rejected	0	0	0.00%	0	0	0	0	0
Lindenwold Emergency Ballots	0	0	0.00%	0	0	0	0	0
<b>Totals - Lindenwold</b>	<b>737</b>	<b>142</b>	<b>19.27%</b>	<b>93</b>	<b>21</b>	<b>6</b>	<b>11</b>	<b>2</b>
Magnolia Dist 1	74	7	9.46%	4	1	1	0	0
Magnolia Dist 2	89	6	6.74%	3	1	0	1	0
Magnolia Dist 3	113	19	16.81%	16	1	0	1	0
Magnolia Dist 4	86	16	18.60%	13	1	0	1	0
Magnolia Mail-In Ballot	0	3	0.00%	1	1	1	0	0
Magnolia Provisional	0	0	0.00%	0	0	0	0	0
Magnolia Mail-In Ballot Rejected	0	0	0.00%	0	0	0	0	0
Magnolia Provisional Rejected	0	0	0.00%	0	0	0	0	0
Magnolia Emergency Ballots	0	0	0.00%	0	0	0	0	0



Camden County  
 Primary Election  
 June 5, 2012

Official Results

*Joseph Ripa*  
 Joseph Ripa  
 Camden County Clerk

REPUBLICAN US SENATOR  
 Vote for 1

	Registered Voters	Ballots Cast	% Turnout	Joe Kyrillos	David Douglas Brown	Bader G. Qarmout	Joe Rullo	Write-In
Totals - Magnolia	362	51	14.09%	37	5	2	3	0
Merchantville Dist 1	226	56	24.78%	32	8	4	7	0
Merchantville Dist 2	146	17	11.64%	12	2	1	0	0
Merchantville Dist 3	100	11	11.00%	5	3	0	1	0
Merchantville Mail-In Ballot	0	2	0.00%	1	0	0	0	0
Merchantville Provisional	0	0	0.00%	0	0	0	0	0
Merchantville Mail-In Ballot Rejected	0	0	0.00%	0	0	0	0	0
Merchantville Provisional Rejected	0	0	0.00%	0	0	0	0	0
Merchantville Emergency Ballots	0	0	0.00%	0	0	0	0	0
Totals - Merchantville	472	86	18.22%	50	13	5	8	0
Mt. Ephraim Dist 1	86	11	12.79%	7	1	1	0	0
Mt. Ephraim Dist 2	107	20	18.69%	14	3	0	3	0
Mt. Ephraim Dist 3	129	37	28.68%	27	4	1	1	0
Mt. Ephraim Dist 4	81	19	23.46%	9	3	1	1	0
Mt. Ephraim Mail-In Ballot	0	4	0.00%	2	1	1	0	0
Mt. Ephraim Provisional	0	2	0.00%	0	1	0	1	0
Mt. Ephraim Mail-In Ballot Rejected	0	0	0.00%	0	0	0	0	0
Mt. Ephraim Provisional Rejected	0	0	0.00%	0	0	0	0	0
Mt. Ephraim Emergency Ballots	0	0	0.00%	0	0	0	0	0
Totals - Mt. Ephraim	403	93	23.08%	59	13	4	6	0
Oaklyn Dist 1	95	19	20.00%	14	0	0	3	0
Oaklyn Dist 2	108	16	14.81%	12	3	0	0	0
Oaklyn Dist 3	106	25	23.58%	17	4	1	1	0
Oaklyn Dist 4	109	19	17.43%	9	6	1	2	0
Oaklyn Mail-In Ballot	0	5	0.00%	5	0	0	0	0
Oaklyn Provisional	0	0	0.00%	0	0	0	0	0
Oaklyn Mail-In Ballot Rejected	0	0	0.00%	0	0	0	0	0
Oaklyn Provisional Rejected	0	0	0.00%	0	0	0	0	0

Camden County  
 Primary Election  
 June 5, 2012

Official Results

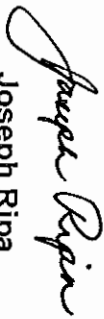
*Joseph Ripa*  
 Joseph Ripa  
 Camden County Clerk

REPUBLICAN US SENATOR  
 Vote for 1

	Registered Voters	Ballots Cast	% Turnout	Joe Kyrillos	David Douglas Brown	Bader G. Qarmout	Joe Rullo	Write-In
Oaklyn Emergency Ballots	0	0	0.00%	0	0	0	0	0
Totals - Oaklyn	418	84	20.10%	57	13	2	6	0
Pennsauken Dist 1	77	14	18.18%	14	0	0	0	0
Pennsauken Dist 2	48	9	18.75%	9	0	0	0	0
Pennsauken Dist 3	141	24	17.02%	20	1	0	0	0
Pennsauken Dist 4	90	16	17.78%	9	2	2	0	0
Pennsauken Dist 5	130	20	15.38%	15	1	2	0	0
Pennsauken Dist 6	155	29	18.71%	18	5	1	3	0
Pennsauken Dist 7	111	23	20.72%	10	8	2	0	0
Pennsauken Dist 8	111	11	9.91%	9	1	0	1	0
Pennsauken Dist 9	101	16	15.84%	11	2	0	1	0
Pennsauken Dist 10	94	22	23.40%	16	3	1	0	0
Pennsauken Dist 11	189	22	11.64%	17	2	1	1	0
Pennsauken Dist 12	67	9	13.43%	8	0	1	0	0
Pennsauken Dist 13	134	31	23.13%	22	5	3	0	0
Pennsauken Dist 14	69	13	18.84%	9	2	1	0	0
Pennsauken Dist 15	57	9	15.79%	6	1	2	0	0
Pennsauken Dist 16	27	5	18.52%	0	1	0	0	0
Pennsauken Dist 17	119	25	21.01%	18	0	2	1	0
Pennsauken Dist 18	147	33	22.45%	21	4	4	1	0
Pennsauken Dist 19	74	11	14.86%	5	3	2	0	0
Pennsauken Dist 20	19	1	5.26%	1	0	0	0	0
Pennsauken Dist 21	78	13	16.67%	10	1	0	1	0
Pennsauken Dist 22	101	26	25.74%	20	1	1	0	0
Pennsauken Dist 23	67	13	19.40%	8	2	0	1	0
Pennsauken Dist 24	13	4	30.77%	1	1	0	0	0
Pennsauken Mail-In Ballot	0	39	0.00%	26	6	1	3	0
Pennsauken Provisional	0	0	0.00%	0	0	0	0	0
Pennsauken Mail-In Ballot Rejected	0	0	0.00%	0	0	0	0	0
Pennsauken Provisional Rejected	0	0	0.00%	0	0	0	0	0
Pennsauken Emergency Ballots	0	0	0.00%	0	0	0	0	0

Camden County  
 Primary Election  
 June 5, 2012

Official Results

  
 Joseph Ripa  
 Camden County Clerk

REPUBLICAN US SENATOR  
 Vote for 1

	Registered Voters	Ballots Cast	% Turnout	Joe Kyrillos	David Douglas Brown	Bader G. Qarmout	Joe Rullo	Write-In
Totals - Pennsauken	2219	438	19.74%	303	52	26	13	0
Pine Hill Dist 1	79	12	15.19%	10	1	0	0	1
Pine Hill Dist 2	128	9	7.03%	7	0	0	0	0
Pine Hill Dist 3	151	19	12.58%	14	2	0	2	0
Pine Hill Dist 4	91	14	15.38%	10	2	0	1	0
Pine Hill Dist 5	130	13	10.00%	7	2	2	1	0
Pine Hill Dist 6	60	4	6.67%	1	1	1	0	0
Pine Hill Mail-In Ballot	0	9	0.00%	5	2	0	0	0
Pine Hill Provisional	0	1	0.00%	1	0	0	0	0
Pine Hill Mail-In Ballot Rejected	0	0	0.00%	0	0	0	0	0
Pine Hill Provisional Rejected	0	0	0.00%	0	0	0	0	0
Pine Hill Emergency Ballots	0	0	0.00%	0	0	0	0	0
Totals - Pine Hill	639	81	12.68%	55	10	3	4	1
Pine Valley Dist 1	7	0	0.00%	0	0	0	0	0
Pine Valley Mail-In Ballot	0	8	0.00%	1	3	1	1	0
Pine Valley Provisional	0	0	0.00%	0	0	0	0	0
Pine Valley Mail-In Ballot Rejected	0	0	0.00%	0	0	0	0	0
Pine Valley Provisional Rejected	0	0	0.00%	0	0	0	0	0
Pine Valley Emergency Ballots	0	0	0.00%	0	0	0	0	0
Totals - Pine Valley	7	8	114.29%	1	3	1	1	0
Runnemede Dist 1	85	12	14.12%	6	1	0	4	0
Runnemede Dist 2	92	28	30.43%	22	2	0	1	1
Runnemede Dist 3	84	13	15.48%	11	1	0	1	0
Runnemede Dist 4	76	15	19.74%	8	3	0	2	0
Runnemede Dist 5	114	27	23.68%	20	2	3	2	0
Runnemede Dist 6	110	28	25.45%	21	1	2	1	0
Runnemede Mail-In Ballot	0	11	0.00%	9	1	0	1	0

Camden County  
 Primary Election  
 June 5, 2012

Official Results

*Joseph Ripa*  
 Joseph Ripa  
 Camden County Clerk

REPUBLICAN US SENATOR  
 Vote for 1

	Registered Voters	Ballots Cast	% Turnout	Joe Kyrillos	David Douglas Brown	Bader G. Qarmout	Joe Rullo	Write-In
Runnemede Provisional	0	0	0.00%	0	0	0	0	0
Runnemede Mail-In Ballot Rejected	0	0	0.00%	0	0	0	0	0
Runnemede Provisional Rejected	0	0	0.00%	0	0	0	0	0
Runnemede Emergency Ballots	0	0	0.00%	0	0	0	0	0
<b>Totals - Runnemede</b>	<b>561</b>	<b>134</b>	<b>23.89%</b>	<b>97</b>	<b>11</b>	<b>5</b>	<b>12</b>	<b>1</b>
Somerdale Dist 1	126	19	15.08%	14	2	0	0	1
Somerdale Dist 2	91	8	8.79%	3	1	0	2	0
Somerdale Dist 3	35	7	20.00%	4	2	1	0	0
Somerdale Dist 4	65	13	20.00%	7	1	1	3	0
Somerdale Mail-In Ballot	0	2	0.00%	1	0	0	0	0
Somerdale Provisional	0	0	0.00%	0	0	0	0	0
Somerdale Mail-In Ballot Rejected	0	0	0.00%	0	0	0	0	0
Somerdale Provisional Rejected	0	0	0.00%	0	0	0	0	0
Somerdale Emergency Ballots	0	0	0.00%	0	0	0	0	0
<b>Totals - Somerdale</b>	<b>317</b>	<b>49</b>	<b>15.46%</b>	<b>29</b>	<b>6</b>	<b>2</b>	<b>5</b>	<b>1</b>
Stratford Dist 1	151	31	20.53%	25	1	1	2	0
Stratford Dist 2	162	27	16.67%	23	1	0	0	0
Stratford Dist 3	140	20	14.29%	14	2	0	0	0
Stratford Dist 4	232	45	19.40%	27	4	4	1	0
Stratford Dist 5	51	8	15.69%	3	0	0	1	0
Stratford Dist 6	177	17	9.60%	14	0	1	0	0
Stratford Mail-In Ballot	0	20	0.00%	14	1	2	1	1
Stratford Provisional	0	0	0.00%	0	0	0	0	0
Stratford Mail-In Ballot Rejected	0	0	0.00%	0	0	0	0	0
Stratford Provisional Rejected	0	0	0.00%	0	0	0	0	0
Stratford Emergency Ballots	0	0	0.00%	0	0	0	0	0
<b>Totals - Stratford</b>	<b>913</b>	<b>168</b>	<b>18.40%</b>	<b>120</b>	<b>9</b>	<b>8</b>	<b>5</b>	<b>1</b>

Camden County  
 Primary Election  
 June 5, 2012

Official Results

*Joseph Ripa*  
 Joseph Ripa  
 Camden County Clerk

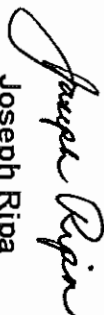
REPUBLICAN US SENATOR

Vote for 1

	Registered Voters	Ballots Cast	% Turnout	Joe Kyrillos	David Douglas Brown	Bader G. Qarmout	Joe Rullo	Write-In
Tavistock Dist 1	5	0	0.00%	0	0	0	0	0
Tavistock Mail-In Ballot	0	2	0.00%	0	2	0	0	0
Tavistock Provisional	0	0	0.00%	0	0	0	0	0
Tavistock Mail-In Ballot Rejected	0	0	0.00%	0	0	0	0	0
Tavistock Provisional Rejected	0	0	0.00%	0	0	0	0	0
Tavistock Emergency Ballots	0	0	0.00%	0	0	0	0	0
Totals - Tavistock	5	2	40.00%	0	2	0	0	0
Voorhees Dist 1	184	25	13.59%	16	3	1	0	0
Voorhees Dist 2	204	34	16.67%	21	3	4	3	0
Voorhees Dist 3	102	17	16.67%	16	0	1	0	0
Voorhees Dist 4	114	17	14.91%	10	3	2	2	0
Voorhees Dist 5	136	20	14.71%	13	2	2	0	0
Voorhees Dist 6	247	25	10.12%	20	3	2	0	0
Voorhees Dist 7	161	22	13.66%	19	2	0	1	0
Voorhees Dist 8	185	14	7.57%	9	2	0	0	0
Voorhees Dist 9	224	21	9.38%	15	2	0	1	0
Voorhees Dist 10	140	20	14.29%	13	4	1	1	0
Voorhees Dist 11	243	32	13.17%	19	6	2	0	0
Voorhees Dist 12	152	22	14.47%	16	3	0	1	0
Voorhees Dist 13	162	17	10.49%	11	2	1	2	0
Voorhees Dist 14	103	15	14.56%	12	3	0	0	0
Voorhees Dist 15	201	23	11.44%	19	1	0	1	0
Voorhees Dist 16	148	16	10.81%	14	1	0	0	0
Voorhees Dist 17	136	27	19.85%	25	1	0	0	0
Voorhees Dist 18	101	13	12.87%	7	5	0	1	0
Voorhees Dist 19	148	16	10.81%	12	0	0	1	0
Voorhees Mail-In Ballot	0	57	0.00%	42	5	1	3	0
Voorhees Provisional	0	4	0.00%	3	0	0	1	0
Voorhees Mail-In Ballot Rejected	0	0	0.00%	0	0	0	0	0
Voorhees Provisional Rejected	0	0	0.00%	0	0	0	0	0
Voorhees Emergency Ballots	0	0	0.00%	0	0	0	0	0

Camden County  
 Primary Election  
 June 5, 2012

Official Results

  
 Joseph Ripa  
 Camden County Clerk

REPUBLICAN US SENATOR  
 Vote for 1

	Registered Voters	Ballots Cast	% Turnout	Joe Kyrillos	David Douglas Brown	Bader G. Qarmout	Joe Rullo	Write-In
Totals - Voorhees	3091	457	14.78%	332	50	17	18	0
Waterford Dist 1	206	20	9.71%	13	6	0	0	0
Waterford Dist 2	157	20	12.74%	15	2	0	0	0
Waterford Dist 3	201	33	16.42%	14	11	2	1	0
Waterford Dist 4	178	40	22.47%	24	5	1	2	0
Waterford Dist 5	159	13	8.18%	11	0	0	0	0
Waterford Dist 6	215	37	17.21%	25	3	0	1	0
Waterford Dist 7	229	38	16.59%	20	7	1	3	0
Waterford Dist 8	53	16	30.19%	13	1	0	1	0
Waterford Mail-In Ballot	0	17	0.00%	13	0	0	1	0
Waterford Provisional	0	0	0.00%	0	0	0	0	0
Waterford Mail-In Ballot Rejected	0	0	0.00%	0	0	0	0	0
Waterford Provisional Rejected	0	0	0.00%	0	0	0	0	0
Waterford Emergency Ballots	0	0	0.00%	0	0	0	0	0
Totals - Waterford	1398	234	16.74%	148	35	4	9	0
Winslow W1 D1	215	50	23.26%	38	5	3	2	0
Winslow W1 D2	212	28	13.21%	23	3	0	0	0
Winslow W1 D3	108	17	15.74%	13	0	3	0	0
Winslow W1 D4	302	33	10.93%	16	9	5	1	0
Winslow W1 D5	236	33	13.98%	23	2	2	1	0
Winslow Ward 1 Mail-In Ballot	0	17	0.00%	8	2	1	4	0
Winslow Ward 1 Provisional	0	0	0.00%	0	0	0	0	0
Winslow W1 Mail-In Ballot Rejected	0	0	0.00%	0	0	0	0	0
Winslow W1 Provisional Rejected	0	0	0.00%	0	0	0	0	0
Winslow W1 Emergency Ballots	0	0	0.00%	0	0	0	0	0
Totals - Winslow W1	1073	178	16.59%	121	21	14	8	0
Winslow W2 D1	196	26	13.27%	11	8	2	2	0

Camden County  
 Primary Election  
 June 5, 2012

Official Results

*Joseph Ripa*  
 Joseph Ripa  
 Camden County Clerk

REPUBLICAN US SENATOR

Vote for 1

	Registered Voters	Ballots Cast	% Turnout	Joe Kyrillos	David Douglas Brown	Bader G. Qarmout	Joe Rullo	Write-In
Winslow W2 D2	9	0	0.00%	0	0	0	0	0
Winslow W2 D3	318	63	19.81%	51	2	2	3	0
Winslow W2 D4	230	29	12.61%	21	3	1	2	0
Winslow W2 D5	108	26	24.07%	22	1	1	0	0
Winslow Ward 2 Mail-In Ballot	0	12	0.00%	9	0	1	1	0
Winslow Ward 2 Provisional	0	0	0.00%	0	0	0	0	0
Winslow W2 Mail-In Ballot Rejected	0	0	0.00%	0	0	0	0	0
Winslow W2 Provisional Rejected	0	0	0.00%	0	0	0	0	0
Winslow W2 Emergency Ballots	0	0	0.00%	0	0	0	0	0
Totals - Winslow W2	861	156	18.12%	114	14	7	8	0
Winslow W3 D1	67	7	10.45%	6	0	0	0	0
Winslow W3 D2	43	9	20.93%	5	2	0	0	0
Winslow W3 D3	130	20	15.38%	11	2	1	2	0
Winslow W3 D4	65	9	13.85%	9	0	0	0	0
Winslow Ward 3 Mail-In Ballot	0	6	0.00%	6	0	0	0	0
Winslow Ward 3 Provisional	0	1	0.00%	1	0	0	0	0
Winslow W3 Mail-In Ballot Rejected	0	0	0.00%	0	0	0	0	0
Winslow W3 Provisional Rejected	0	0	0.00%	0	0	0	0	0
Winslow W3 Emergency Ballots	0	0	0.00%	0	0	0	0	0
Totals - Winslow W3	305	52	17.05%	38	4	1	2	0
Winslow W4 D1	106	24	22.64%	18	1	0	2	0
Winslow W4 D2	139	13	9.35%	8	1	0	0	0
Winslow W4 D3	166	19	11.45%	11	3	1	2	1
Winslow W4 D4	165	23	13.94%	16	3	1	1	0
Winslow W4 D5	114	11	9.65%	9	1	1	0	0
Winslow Ward 4 Mail-In Ballot	0	11	0.00%	8	2	0	1	0
Winslow Ward 4 Provisional	0	0	0.00%	0	0	0	0	0
Winslow W4 Mail-In Ballot Rejected	0	0	0.00%	0	0	0	0	0
Winslow W4 Provisional Rejected	0	0	0.00%	0	0	0	0	0

Camden County  
 Primary Election  
 June 5, 2012

Official Results

*Joseph Ripa*  
 Joseph Ripa  
 Camden County Clerk


REPUBLICAN US SENATOR  
 Vote for 1

	Registered Voters	Ballots Cast	% Turnout	Joe Kyrillos	David Douglas Brown	Bader G. Qarmout	Joe Rullo	Write-In
Wfnslow W4 Emergency Ballots	0	0	0.00%	0	0	0	0	0
Totals - Wfnslow W4	690	101	14.64%	70	11	3	6	1
Totals - Wfnslow	2929	487	16.63%	343	50	25	24	1
Woodlyvne Dist 1	56	11	19.64%	6	0	0	1	0
Woodlyvne Dist 2	38	8	21.05%	6	1	0	0	0
Woodlyvne Mail-In Ballot	0	0	0.00%	0	0	0	0	0
Woodlyvne Provisional	0	0	0.00%	0	0	0	0	0
Woodlyvne Mail-In Ballot Rejected	0	0	0.00%	0	0	0	0	0
Woodlyvne Provisional Rejected	0	0	0.00%	0	0	0	0	0
Woodlyvne Emergency Ballots	0	0	0.00%	0	0	0	0	0
Totals - Woodlyvne	94	19	20.21%	12	1	0	1	0
Totals - Grand Totals	43237	7557	17.48%	5367	780	293	392	15



Camden County  
 Primary Election  
 June 5, 2012

Official Results

  
 Joseph Ripa  
 Camden County Clerk


REPUBLICAN HOUSE OF REPRESENTATIVES 1ST DISTRICT  
 Vote for 1

	Registered Voters	Ballots Cast	% Turnout	Gregory W. Horton	Write-In
Audubon Boro Dist 1	95	11	11.58%	9	0
Audubon Boro Dist 2	135	16	11.85%	15	0
Audubon Boro Dist 3	175	25	14.29%	20	0
Audubon Boro Dist 4	116	18	15.52%	15	0
Audubon Boro Dist 5	147	25	17.01%	21	0
Audubon Boro Dist 6	173	24	13.87%	21	0
Audubon Boro Dist 7	131	18	13.74%	15	0
Audubon Boro Dist 8	129	19	14.73%	17	0
Audubon Boro Mail-In Ballot	0	7	0.00%	4	0
Audubon Boro Provisional	0	0	0.00%	0	0
Audubon Boro Mail-In Ballot Rejected	0	0	0.00%	0	0
Audubon Boro Provisional Rejected	0	0	0.00%	0	0
Audubon Boro Emergency Ballots	0	0	0.00%	0	0
<b>Totals - Audubon Boro</b>	<b>1101</b>	<b>163</b>	<b>14.80%</b>	<b>137</b>	<b>0</b>
Audubon Park Dist 1	58	13	22.41%	8	0
Audubon Park Mail-In Ballot	0	0	0.00%	0	0
Audubon Park Provisional	0	0	0.00%	0	0
Audubon Park Mail-In Ballot Rejected	0	0	0.00%	0	0
Audubon Park Provisional Rejected	0	0	0.00%	0	0
Audubon Park Emergency Ballots	0	0	0.00%	0	0
<b>Totals - Audubon Park</b>	<b>58</b>	<b>13</b>	<b>22.41%</b>	<b>8</b>	<b>0</b>
Barrington Dist 1	205	30	14.63%	25	1
Barrington Dist 2	176	27	15.34%	25	0
Barrington Dist 3	189	33	17.46%	30	0
Barrington Dist 4	174	30	17.24%	25	0
Barrington Dist 5	120	20	16.67%	18	0
Barrington Mail-In Ballot	0	16	0.00%	12	0
Barrington Provisional	0	0	0.00%	0	0
Barrington Mail-In Ballot Rejected	0	0	0.00%	0	0

Camden County  
 Primary Election  
 June 5, 2012

REPUBLICAN HOUSE OF REPRESENTATIVES 1ST DISTRICT

Official Results

  
 Joseph Ripa  
 Camden County Clerk

Vote for 1

	Registered Voters	Ballots Cast	% Turnout	Gregory W. Horton	Write-In
Barrington Provisional Rejected	0	0	0.00%	0	0
Barrington Emergency Ballots	0	0	0.00%	0	0
<b>Totals - Barrington</b>	<b>864</b>	<b>156</b>	<b>18.06%</b>	<b>135</b>	<b>1</b>
Bellmawr Dist 1	160	44	27.50%	34	0
Bellmawr Dist 2	157	33	21.02%	29	0
Bellmawr Dist 3	119	30	25.21%	24	0
Bellmawr Dist 4	93	17	18.28%	16	0
Bellmawr Dist 5	116	23	19.83%	20	0
Bellmawr Dist 6	120	33	27.50%	25	0
Bellmawr Dist 7	92	21	22.83%	17	1
Bellmawr Mail-In Ballot	0	21	0.00%	19	0
Bellmawr Provisional	0	0	0.00%	0	0
Bellmawr Mail-In Ballot Rejected	0	0	0.00%	0	0
Bellmawr Provisional Rejected	0	0	0.00%	0	0
Bellmawr Emergency Ballots	0	0	0.00%	0	0
<b>Totals - Bellmawr</b>	<b>857</b>	<b>222</b>	<b>25.90%</b>	<b>184</b>	<b>1</b>
Berlin Boro Dist 1	158	26	16.46%	25	0
Berlin Boro Dist 2	282	55	19.50%	49	0
Berlin Boro Dist 3	209	35	16.75%	30	0
Berlin Boro Dist 4	242	38	15.70%	30	0
Berlin Boro Dist 5	118	21	17.80%	19	0
Berlin Boro Mail-In Ballot	0	11	0.00%	11	0
Berlin Boro Provisional	0	0	0.00%	0	0
Berlin Boro Mail-In Ballot Rejected	0	0	0.00%	0	0
Berlin Boro Provisional Rejected	0	0	0.00%	0	0
Berlin Boro Emergency Ballots	0	0	0.00%	0	0
<b>Totals - Berlin Boro</b>	<b>1009</b>	<b>186</b>	<b>18.43%</b>	<b>164</b>	<b>0</b>

Camden County  
 Primary Election  
 June 5, 2012

REPUBLICAN HOUSE OF REPRESENTATIVES 1ST DISTRICT

Official Results

*Joseph Ripa*  
 Joseph Ripa

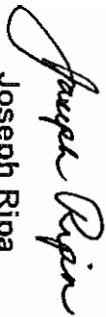
Camden County Clerk

Vote for 1

	Registered Voters	Ballots Cast	% Turnout	Gregory W. Horton	Write-In
Berlin Twp Dist 1	110	8	7.27%	6	0
Berlin Twp Dist 2	58	5	8.62%	5	0
Berlin Twp Dist 3	62	11	17.74%	9	0
Berlin Twp Dist 4	153	22	14.38%	18	0
Berlin Twp Mail-In Ballot	0	3	0.00%	2	0
Berlin Twp Provisional	0	0	0.00%	0	0
Berlin Twp Mail-In Ballot Rejected	0	0	0.00%	0	0
Berlin Twp Provisional Rejected	0	0	0.00%	0	0
Berlin Twp Emergency Ballots	0	0	0.00%	0	0
<b>Totals - Berlin Twp</b>	<b>383</b>	<b>49</b>	<b>12.79%</b>	<b>40</b>	<b>0</b>
Brooklawn Dist 1	161	18	11.18%	13	0
Brooklawn Mail-In Ballot	0	0	0.00%	0	0
Brooklawn Provisional	0	0	0.00%	0	0
Brooklawn Mail-In Ballot Rejected	0	0	0.00%	0	0
Brooklawn Provisional Rejected	0	0	0.00%	0	0
Brooklawn Emergency Ballots	0	0	0.00%	0	0
<b>Totals - Brooklawn</b>	<b>161</b>	<b>18</b>	<b>11.18%</b>	<b>13</b>	<b>0</b>
Camden City W1 D1	10	3	30.00%	3	0
Camden City W1 D2	39	1	2.56%	1	0
Camden City W1 D3	21	6	28.57%	3	0
Camden City W1 D4	14	0	0.00%	0	0
Camden City W1 D5	34	4	11.76%	4	0
Camden City W1 D6	12	1	8.33%	1	0
Camden City W1 D7	14	0	0.00%	0	0
Camden City W1 D8	11	1	9.09%	1	0
Camden City W1 D9	34	3	8.82%	3	0
Camden City W1 D10	42	7	16.67%	7	0
Camden City Ward 1 Mail-In Ballot	0	5	0.00%	2	0
Camden City Ward 1 Provisional	0	0	0.00%	0	0

Camden County  
 Primary Election  
 June 5, 2012

Official Results

  
 Joseph Ripa  
 Camden County Clerk


REPUBLICAN HOUSE OF REPRESENTATIVES 1ST DISTRICT  
 Vote for 1

	Registered Voters	Ballots Cast	% Turnout	Gregory W. Horton	Write-In
Camden City W1 Mail-In Ballot Rejected	0	0	0.00%	0	0
Camden City W1 Provisional Rejected	0	0	0.00%	0	0
Camden City W1 Emergency Ballots	0	0	0.00%	0	0
<b>Totals - Camden City W1</b>	<b>231</b>	<b>31</b>	<b>13.42%</b>	<b>25</b>	<b>0</b>
Camden City W2 D1	14	5	35.71%	2	0
Camden City W2 D2	18	3	16.67%	2	0
Camden City W2 D3	17	1	5.88%	0	0
Camden City W2 D4	20	2	10.00%	2	0
Camden City W2 D5	17	3	17.65%	3	0
Camden City W2 D6	19	3	15.79%	2	0
Camden City W2 D7	24	2	8.33%	2	0
Camden City W2 D8	20	1	5.00%	0	0
Camden City W2 D9	17	3	17.65%	0	0
Camden City W2 D10	17	2	11.76%	1	1
Camden City W2 D11	10	0	0.00%	0	0
Camden City Ward 2 Mail-In Ballot	0	8	0.00%	8	0
Camden City Ward 2 Provisional	0	1	0.00%	1	0
Camden City W2 Mail-In Ballot Rejected	0	0	0.00%	0	0
Camden City W2 Provisional Rejected	0	0	0.00%	0	0
Camden City W2 Emergency Ballots	0	0	0.00%	0	0
<b>Totals - Camden City W2</b>	<b>193</b>	<b>34</b>	<b>17.62%</b>	<b>23</b>	<b>1</b>
Camden City W3 D1	29	6	20.69%	3	0
Camden City W3 D2	40	2	5.00%	1	0
Camden City W3 D3	25	4	16.00%	4	0
Camden City W3 D4	30	2	6.67%	1	0
Camden City W3 D5	17	2	11.76%	1	0
Camden City W3 D6	14	4	28.57%	3	0
Camden City W3 D7	27	4	14.81%	4	0
Camden City W3 D8	26	1	3.85%	0	0

Camden County  
 Primary Election  
 June 5, 2012

REPUBLICAN HOUSE OF REPRESENTATIVES 1ST DISTRICT

Official Results

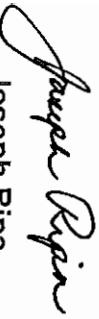
  
 Joseph Ripa  
 Camden County Clerk

Vote for 1

	Registered Voters	Ballots Cast	% Turnout	Gregory W. Horton	Write-In
Camden City W3 D9	24	1	4.17%	0	0
Camden City Ward 3 Mail-In Ballot	0	0	0.00%	0	0
Camden City Ward 3 Provisional	0	0	0.00%	0	0
Camden City W3 Mail-In Ballot Rejected	0	0	0.00%	0	0
Camden City W3 Provisional Rejected	0	0	0.00%	0	0
Camden City W3 Emergency Ballots	0	0	0.00%	0	0
<b>Totals - Camden City W3</b>	<b>232</b>	<b>26</b>	<b>11.21%</b>	<b>17</b>	<b>0</b>
Camden City W4 D1	21	7	33.33%	4	0
Camden City W4 D2	20	1	5.00%	0	0
Camden City W4 D3	30	4	13.33%	4	0
Camden City W4 D4	35	0	0.00%	0	0
Camden City W4 D5	6	0	0.00%	0	0
Camden City W4 D6	20	2	10.00%	1	0
Camden City W4 D7	41	3	7.32%	2	0
Camden City W4 D8	35	6	17.14%	2	0
Camden City W4 D9	23	1	4.35%	1	0
Camden City W4 D10	64	6	9.38%	4	0
Camden City Ward 4 Mail-In Ballot	0	1	0.00%	1	0
Camden City Ward 4 Provisional	0	0	0.00%	0	0
Camden City W4 Mail-In Ballot Rejected	0	0	0.00%	0	0
Camden City W4 Provisional Rejected	0	0	0.00%	0	0
Camden City W4 Emergency Ballots	0	0	0.00%	0	0
<b>Totals - Camden City W4</b>	<b>295</b>	<b>31</b>	<b>10.51%</b>	<b>19</b>	<b>0</b>
<b>Totals - Camden City</b>	<b>951</b>	<b>122</b>	<b>12.83%</b>	<b>84</b>	<b>1</b>
Cherry Hill Dist 1	210	39	18.57%	33	0
Cherry Hill Dist 2	149	19	12.75%	18	0
Cherry Hill Dist 3	187	38	20.32%	34	0
Cherry Hill Dist 4	206	35	16.99%	30	0

Camden County  
 Primary Election  
 June 5, 2012

Official Results

  
 Joseph Ripa  
 Camden County Clerk

REPUBLICAN HOUSE OF REPRESENTATIVES 1ST DISTRICT

Vote for 1

	Registered Voters	Ballots Cast	% Turnout	Gregory W. Horton	Write-In
Cherry Hill Dist 5	130	13	10.00%	10	0
Cherry Hill Dist 6	155	27	17.42%	25	0
Cherry Hill Dist 7	135	22	16.30%	21	0
Cherry Hill Dist 8	122	11	9.02%	9	0
Cherry Hill Dist 9	132	25	18.94%	23	0
Cherry Hill Dist 10	258	39	15.12%	32	0
Cherry Hill Dist 11	219	43	19.63%	39	0
Cherry Hill Dist 12	150	16	10.67%	13	0
Cherry Hill Dist 13	260	49	18.85%	46	0
Cherry Hill Dist 14	166	37	22.29%	34	0
Cherry Hill Dist 15	181	28	15.47%	24	0
Cherry Hill Dist 16	122	17	13.93%	16	0
Cherry Hill Dist 17	162	23	14.20%	21	0
Cherry Hill Dist 18	145	24	16.55%	24	0
Cherry Hill Dist 19	121	17	14.05%	15	0
Cherry Hill Dist 20	260	33	12.69%	29	0
Cherry Hill Dist 21	190	25	13.16%	21	0
Cherry Hill Dist 22	253	32	12.65%	29	0
Cherry Hill Dist 23	168	25	14.88%	20	1
Cherry Hill Dist 24	177	29	16.38%	24	0
Cherry Hill Dist 25	191	30	15.71%	29	0
Cherry Hill Dist 26	263	54	20.53%	50	0
Cherry Hill Dist 27	197	29	14.72%	24	0
Cherry Hill Dist 28	171	18	10.53%	17	0
Cherry Hill Dist 29	245	38	15.51%	30	0
Cherry Hill Dist 30	67	9	13.43%	7	0
Cherry Hill Dist 31	142	25	17.61%	20	0
Cherry Hill Dist 32	68	12	17.65%	10	0
Cherry Hill Dist 33	239	46	19.25%	36	0
Cherry Hill Dist 34	233	25	10.73%	23	0
Cherry Hill Dist 35	338	69	20.41%	63	0
Cherry Hill Dist 36	128	19	14.84%	18	0
Cherry Hill Dist 37	150	16	10.67%	16	0

Camden County  
 Primary Election  
 June 5, 2012

Official Results

*Joseph Ripa*  
 Joseph Ripa  
 Camden County Clerk


REPUBLICAN HOUSE OF REPRESENTATIVES 1ST DISTRICT

Vote for 1

	Registered Voters	Ballots Cast	% Turnout	Gregory W. Horton	Write-In
Cherry Hill Dist 38	84	14	16.67%	12	0
Cherry Hill Dist 39	145	18	12.41%	17	0
Cherry Hill Dist 40	183	29	15.85%	23	0
Cherry Hill Dist 41	178	27	15.17%	22	0
Cherry Hill Dist 42	160	31	19.38%	28	0
Cherry Hill Dist 43	197	19	9.64%	17	0
Cherry Hill Dist 44	155	15	9.68%	14	0
Cherry Hill Dist 45	255	43	16.86%	38	0
Cherry Hill Dist 46	201	25	12.44%	20	0
Cherry Hill Dist 47	93	9	9.68%	8	0
Cherry Hill Dist 48	33	1	3.03%	0	0
Cherry Hill Mail-In Ballot	0	174	0.00%	153	0
Cherry Hill Provisional	0	4	0.00%	3	0
Cherry Hill Mail-In Ballot Rejected	0	0	0.00%	0	0
Cherry Hill Provisional Rejected	0	0	0.00%	0	0
Cherry Hill Emergency Ballots	0	0	0.00%	0	0
<b>Totals - Cherry Hill</b>	<b>8374</b>	<b>1465</b>	<b>17.49%</b>	<b>1288</b>	<b>1</b>
Chesilhurst Dist 1	81	17	20.99%	12	1
Chesilhurst Mail-In Ballot	0	2	0.00%	2	0
Chesilhurst Provisional	0	0	0.00%	0	0
Chesilhurst Mail-In Ballot Rejected	0	0	0.00%	0	0
Chesilhurst Provisional Rejected	0	0	0.00%	0	0
Chesilhurst Emergency Ballots	0	0	0.00%	0	0
<b>Totals - Chesilhurst</b>	<b>81</b>	<b>19</b>	<b>23.46%</b>	<b>14</b>	<b>1</b>
Clementon Dist 1	131	29	22.14%	24	0
Clementon Dist 2	128	33	25.78%	24	0
Clementon Dist 3	145	17	11.72%	14	0
Clementon Mail-In Ballot	0	8	0.00%	6	0
Clementon Provisional	0	0	0.00%	0	0

Camden County  
 Primary Election  
 June 5, 2012

Official Results

  
 Joseph Ripa  
 Camden County Clerk

REPUBLICAN HOUSE OF REPRESENTATIVES 1ST DISTRICT  
 Vote for 1

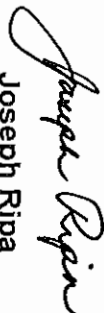
	Registered Voters	Ballots Cast	% Turnout	Gregory W. Horton	Write-In
Clementon Mail-In Ballot Rejected	0	0	0.00%	0	0
Clementon Provisional Rejected	0	0	0.00%	0	0
Clementon Emergency Ballots	0	0	0.00%	0	0
<b>Totals - Clementon</b>	<b>404</b>	<b>87</b>	<b>21.53%</b>	<b>68</b>	<b>0</b>
Collingswood Dist 1	113	21	18.58%	18	0
Collingswood Dist 2	136	32	23.53%	25	0
Collingswood Dist 3	72	13	18.06%	10	0
Collingswood Dist 4	86	14	16.28%	11	0
Collingswood Dist 5	60	3	5.00%	3	0
Collingswood Dist 6	128	22	17.19%	19	0
Collingswood Dist 7	151	25	16.56%	18	0
Collingswood Dist 8	143	14	9.79%	9	0
Collingswood Dist 9	129	18	13.95%	15	0
Collingswood Dist 10	122	27	22.13%	24	0
Collingswood Dist 11	120	26	21.67%	22	0
Collingswood Dist 12	94	22	23.40%	20	0
Collingswood Mail-In Ballot	0	18	0.00%	18	0
Collingswood Provisional	0	0	0.00%	0	0
Collingswood Mail-In Ballot Rejected	0	0	0.00%	0	0
Collingswood Provisional Rejected	0	0	0.00%	0	0
Collingswood Emergency Ballots	0	0	0.00%	0	0
<b>Totals - Collingswood</b>	<b>1354</b>	<b>255</b>	<b>18.83%</b>	<b>212</b>	<b>0</b>
Gibbsboro Dist 1	207	20	9.66%	19	0
Gibbsboro Dist 2	138	23	16.67%	19	0
Gibbsboro Mail-In Ballot	0	5	0.00%	3	0
Gibbsboro Provisional	0	0	0.00%	0	0
Gibbsboro Mail-In Ballot Rejected	0	0	0.00%	0	0
Gibbsboro Provisional Rejected	0	0	0.00%	0	0
Gibbsboro Emergency Ballots	0	0	0.00%	0	0



Camden County  
 Primary Election  
 June 5, 2012

REPUBLICAN HOUSE OF REPRESENTATIVES 1ST DISTRICT

Official Results

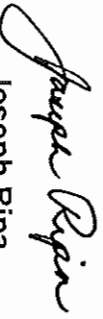
  
 Joseph Ripa  
 Camden County Clerk

Vote for 1

	Registered Voters	Ballots Cast	% Turnout	Gregory W. Horton	Write-In
Totals - Gibbsboro	345	48	13.91%	41	0
Gloucester City W1 D1	38	10	26.32%	8	0
Gloucester City W1 D2	48	10	20.83%	8	1
Gloucester City W1 D3	54	13	24.07%	11	0
Gloucester City W1 D4	71	18	25.35%	12	0
Gloucester City Ward 1 Mail-In Ballot	0	2	0.00%	1	0
Gloucester City Ward 1 Provisional	0	0	0.00%	0	0
Gloucester City W1 Mail-In Ballot Rejected	0	0	0.00%	0	0
Gloucester City W1 Provisional Rejected	0	0	0.00%	0	0
Gloucester City W1 Emergency Ballots	0	0	0.00%	0	0
Totals - Gloucester City W1	211	53	25.12%	40	1
Gloucester City W2 D1	73	19	26.03%	13	0
Gloucester City W2 D2	83	10	12.05%	9	0
Gloucester City W2 D3	127	22	17.32%	18	0
Gloucester City Ward 2 Mail-In Ballot	0	4	0.00%	2	0
Gloucester City Ward 2 Provisional	0	0	0.00%	0	0
Gloucester City W2 Mail-In Ballot Rejected	0	0	0.00%	0	0
Gloucester City W2 Provisional Rejected	0	0	0.00%	0	0
Gloucester City W2 Emergency Ballots	0	0	0.00%	0	0
Totals - Gloucester City W2	283	55	19.43%	42	0
Gloucester City W3 D1	90	22	24.44%	14	0
Gloucester City W3 D2	101	18	17.82%	15	0
Gloucester City Ward 3 Mail-In Ballot	0	3	0.00%	2	0
Gloucester City Ward 3 Provisional	0	0	0.00%	0	0
Gloucester City W3 Mail-In Ballot Rejected	0	0	0.00%	0	0
Gloucester City W3 Provisional Rejected	0	0	0.00%	0	0
Gloucester City W3 Emergency Ballots	0	0	0.00%	0	0

Camden County  
 Primary Election  
 June 5, 2012

Official Results

  
 Joseph Ripa  
 Camden County Clerk

REPUBLICAN HOUSE OF REPRESENTATIVES 1ST DISTRICT  
 Vote for 1

	Registered Voters	Ballots Cast	% Turnout	Gregory W. Horton	Write-In
Totals - Gloucester City W3	191	43	22.51%	31	0
Totals - Gloucester City	685	151	22.04%	113	1
Gloucester Twp Dist 1	109	18	16.51%	14	0
Gloucester Twp Dist 2	95	20	21.05%	19	0
Gloucester Twp Dist 3	136	14	10.29%	8	1
Gloucester Twp Dist 4	197	32	16.24%	26	0
Gloucester Twp Dist 5	158	15	9.49%	11	0
Gloucester Twp Dist 6	234	30	12.82%	28	0
Gloucester Twp Dist 7	190	32	16.84%	22	0
Gloucester Twp Dist 8	115	12	10.43%	11	0
Gloucester Twp Dist 9	216	27	12.50%	25	0
Gloucester Twp Dist 10	165	29	17.58%	26	0
Gloucester Twp Dist 11	207	47	22.71%	39	0
Gloucester Twp Dist 12	193	28	14.51%	24	0
Gloucester Twp Dist 13	147	26	17.69%	21	0
Gloucester Twp Dist 14	98	13	13.27%	13	0
Gloucester Twp Dist 15	216	32	14.81%	29	0
Gloucester Twp Dist 16	215	38	17.67%	33	0
Gloucester Twp Dist 17	215	36	16.74%	24	0
Gloucester Twp Dist 18	150	32	21.33%	26	0
Gloucester Twp Dist 19	174	19	10.92%	19	0
Gloucester Twp Dist 20	141	20	14.18%	17	0
Gloucester Twp Dist 21	116	20	17.24%	18	0
Gloucester Twp Dist 22	109	14	12.84%	10	0
Gloucester Twp Dist 23	140	12	8.57%	9	0
Gloucester Twp Dist 24	184	28	15.22%	27	0
Gloucester Twp Dist 25	185	27	14.59%	21	0
Gloucester Twp Dist 26	159	20	12.58%	16	0
Gloucester Twp Dist 27	184	41	22.28%	37	1
Gloucester Twp Dist 28	122	17	13.93%	14	0

Camden County  
 Primary Election  
 June 5, 2012

Official Results

*Joseph Ripa*  
 Joseph Ripa  
 Camden County Clerk

REPUBLICAN HOUSE OF REPRESENTATIVES 1ST DISTRICT


Vote for 1

	Registered Voters	Ballots Cast	% Turnout	Gregory W. Horton	Write-In
Gloucester Twp Dist 29	163	18	11.04%	17	0
Gloucester Twp Dist 30	215	28	13.02%	24	0
Gloucester Twp Dist 31	135	20	14.81%	18	0
Gloucester Twp Dist 32	180	36	20.00%	31	0
Gloucester Twp Dist 33	102	17	16.67%	11	2
Gloucester Twp Dist 34	109	26	23.85%	20	0
Gloucester Twp Dist 35	123	17	13.82%	15	0
Gloucester Twp Dist 36	135	20	14.81%	12	0
Gloucester Twp Dist 37	20	1	5.00%	0	1
Gloucester Twp Dist 38	78	13	16.67%	12	0
Gloucester Twp Dist 39	83	10	12.05%	7	1
Gloucester Twp Dist 40	125	11	8.80%	10	0
Gloucester Twp Mail-In Ballot	0	101	0.00%	91	0
Gloucester Twp Provisional	0	3	0.00%	2	0
Gloucester Twp Mail-In Ballot Rejected	0	0	0.00%	0	0
Gloucester Twp Provisional Rejected	0	0	0.00%	0	0
Gloucester Twp Emergency Ballots	0	0	0.00%	0	0
Totals - Gloucester Twp	6038	1020	16.89%	857	6
Haddon Twp Dist 1	136	16	11.76%	15	0
Haddon Twp Dist 2	101	12	11.88%	11	0
Haddon Twp Dist 3	188	22	11.70%	20	0
Haddon Twp Dist 4	106	22	20.75%	19	0
Haddon Twp Dist 5	70	13	18.57%	12	0
Haddon Twp Dist 6	100	20	20.00%	12	0
Haddon Twp Dist 7	112	20	17.86%	18	0
Haddon Twp Dist 8	128	20	15.63%	18	0
Haddon Twp Dist 9	89	13	14.61%	12	0
Haddon Twp Dist 10	133	33	24.81%	30	0
Haddon Twp Dist 11	168	37	22.02%	31	0
Haddon Twp Dist 12	294	45	15.31%	42	0
Haddon Twp Dist 13	122	15	12.30%	13	0

Camden County  
 Primary Election  
 June 5, 2012

REPUBLICAN HOUSE OF REPRESENTATIVES 1ST DISTRICT

Official Results

  
 Joseph Ripa  
 Camden County Clerk

Vote for 1

	Registered Voters	Ballots Cast	% Turnout	Gregory W. Horton	Write-In
Haddon Twp Dist 14	129	20	15.50%	17	0
Haddon Twp Dist 15	146	35	23.97%	28	0
Haddon Twp Mail-In Ballot	0	34	0.00%	32	0
Haddon Twp Provisional	0	2	0.00%	2	0
Haddon Twp Mail-In Ballot Rejected	0	0	0.00%	0	0
Haddon Twp Provisional Rejected	0	0	0.00%	0	0
Haddon Twp Emergency Ballots	0	0	0.00%	0	0
<b>Totals - Haddon Twp</b>	<b>2022</b>	<b>379</b>	<b>18.74%</b>	<b>332</b>	<b>0</b>
Haddonfield Dist 1	274	42	15.33%	36	0
Haddonfield Dist 2	240	23	9.58%	21	0
Haddonfield Dist 3	165	33	20.00%	29	0
Haddonfield Dist 4	259	40	15.44%	39	0
Haddonfield Dist 5	195	29	14.87%	27	0
Haddonfield Dist 6	247	29	11.74%	27	0
Haddonfield Dist 7	200	26	13.00%	24	0
Haddonfield Dist 8	203	27	13.30%	25	0
Haddonfield Dist 9	235	36	15.32%	32	0
Haddonfield Dist 10	207	47	22.71%	47	0
Haddonfield Mail-In Ballot	0	21	0.00%	19	0
Haddonfield Provisional	0	2	0.00%	2	0
Haddonfield Mail-In Ballot Rejected	0	0	0.00%	0	0
Haddonfield Provisional Rejected	0	0	0.00%	0	0
Haddonfield Emergency Ballots	0	0	0.00%	0	0
<b>Totals - Haddonfield</b>	<b>2225</b>	<b>355</b>	<b>15.96%</b>	<b>328</b>	<b>0</b>
Haddon Heights Dist 1	160	19	11.88%	18	0
Haddon Heights Dist 2	106	19	17.92%	15	0
Haddon Heights Dist 3	262	49	18.70%	42	1
Haddon Heights Dist 4	151	32	21.19%	28	0
Haddon Heights Dist 5	188	33	17.55%	30	0

Camden County  
 Primary Election  
 June 5, 2012

REPUBLICAN HOUSE OF REPRESENTATIVES 1ST DISTRICT  
 Vote for 1

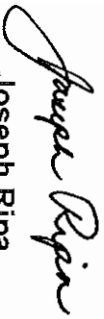
Official Results

  
 Joseph Ripa  
 Camden County Clerk

	Registered Voters	Ballots Cast	% Turnout	Gregory W. Horton	Write-In
Haddon Heights Dist 6	216	36	16.67%	31	0
Haddon Heights Dist 7	221	32	14.48%	29	0
Haddon Heights Mail-In Ballot	0	19	0.00%	16	0
Haddon Heights Provisional	0	0	0.00%	0	0
Haddon Heights Mail-In Ballot Rejected	0	0	0.00%	0	0
Haddon Heights Provisional Rejected	0	0	0.00%	0	0
Haddon Heights Emergency Ballots	0	0	0.00%	0	0
<b>Totals - Haddon Heights</b>	<b>1304</b>	<b>239</b>	<b>18.33%</b>	<b>209</b>	<b>1</b>
Hi-Nella Dist 1	65	8	12.31%	8	0
Hi Nella Mail-In Ballot	0	1	0.00%	1	0
Hi Nella Provisional	0	0	0.00%	0	0
Hi Nella Mail-In Ballot Rejected	0	0	0.00%	0	0
Hi Nella Provisional Rejected	0	0	0.00%	0	0
Hi Nella Emergency Ballots	0	0	0.00%	0	0
<b>Totals - Hi-Nella</b>	<b>65</b>	<b>9</b>	<b>13.85%</b>	<b>9</b>	<b>0</b>
Laurel Springs Dist 1	131	34	25.95%	27	0
Laurel Springs Dist 2	165	23	13.94%	20	0
Laurel Springs Mail-In Ballot	0	2	0.00%	2	0
Laurel Springs Provisional	0	0	0.00%	0	0
Laurel Springs Mail-In Ballot Rejected	0	0	0.00%	0	0
Laurel Springs Provisional Rejected	0	0	0.00%	0	0
Laurel Springs Emergency Ballots	0	0	0.00%	0	0
<b>Totals - Laurel Springs</b>	<b>296</b>	<b>59</b>	<b>19.93%</b>	<b>49</b>	<b>0</b>
Lawnside Dist 1	54	2	3.70%	1	0
Lawnside Dist 2	41	6	14.63%	1	0
Lawnside Mail-In Ballot	0	1	0.00%	1	0
Lawnside Provisional	0	0	0.00%	0	0

Camden County  
 Primary Election  
 June 5, 2012

Official Results

  
 Joseph Ripa  
 Camden County Clerk

REPUBLICAN HOUSE OF REPRESENTATIVES 1ST DISTRICT  
 Vote for 1

	Registered Voters	Ballots Cast	% Turnout	Gregory W. Horton	Write-In
Lawnside Mail-In Ballot Rejected	0	0	0.00%	0	0
Lawnside Provisional Rejected	0	0	0.00%	0	0
Lawnside Emergency Ballots	0	0	0.00%	0	0
<b>Totals - Lawnside</b>	<b>95</b>	<b>9</b>	<b>9.47%</b>	<b>3</b>	<b>0</b>
Lindenwold Dist 1	145	39	26.90%	36	0
Lindenwold Dist 2	117	20	17.09%	17	1
Lindenwold Dist 3	95	16	16.84%	13	0
Lindenwold Dist 4	134	16	11.94%	15	0
Lindenwold Dist 5	46	10	21.74%	9	0
Lindenwold Dist 6	64	9	14.06%	9	0
Lindenwold Dist 7	28	7	25.00%	6	0
Lindenwold Dist 8	67	5	7.46%	3	0
Lindenwold Dist 9	41	10	24.39%	9	0
Lindenwold Mail-In Ballot	0	10	0.00%	7	0
Lindenwold Provisional	0	0	0.00%	0	0
Lindenwold Mail-In Ballot Rejected	0	0	0.00%	0	0
Lindenwold Provisional Rejected	0	0	0.00%	0	0
Lindenwold Emergency Ballots	0	0	0.00%	0	0
<b>Totals - Lindenwold</b>	<b>737</b>	<b>142</b>	<b>19.27%</b>	<b>124</b>	<b>1</b>
Magnolia Dist 1	74	7	9.46%	7	0
Magnolia Dist 2	89	6	6.74%	5	0
Magnolia Dist 3	113	19	16.81%	17	0
Magnolia Dist 4	86	16	18.60%	15	0
Magnolia Mail-In Ballot	0	3	0.00%	3	0
Magnolia Provisional	0	0	0.00%	0	0
Magnolia Mail-In Ballot Rejected	0	0	0.00%	0	0
Magnolia Provisional Rejected	0	0	0.00%	0	0
Magnolia Emergency Ballots	0	0	0.00%	0	0

Camden County  
 Primary Election  
 June 5, 2012

Official Results

*Joseph Ripa*  
 Joseph Ripa  
 Camden County Clerk

REPUBLICAN HOUSE OF REPRESENTATIVES 1ST DISTRICT  
 Vote for 1

	Registered Voters	Ballots Cast	% Turnout	Gregory W. Horton	Write-In
Totals - Magnolia	362	51	14.09%	47	0
Merchantville Dist 1	226	56	24.78%	47	0
Merchantville Dist 2	146	17	11.64%	13	0
Merchantville Dist 3	100	11	11.00%	9	0
Merchantville Mail-In Ballot	0	2	0.00%	1	0
Merchantville Provisional	0	0	0.00%	0	0
Merchantville Mail-In Ballot Rejected	0	0	0.00%	0	0
Merchantville Provisional Rejected	0	0	0.00%	0	0
Merchantville Emergency Ballots	0	0	0.00%	0	0
Totals - Merchantville	472	86	18.22%	70	0
Mt. Ephraim Dist 1	86	11	12.79%	9	0
Mt. Ephraim Dist 2	107	20	18.69%	20	0
Mt. Ephraim Dist 3	129	37	28.68%	30	0
Mt. Ephraim Dist 4	81	19	23.46%	13	0
Mt. Ephraim Mail-In Ballot	0	4	0.00%	4	0
Mt. Ephraim Provisional	0	2	0.00%	1	0
Mt. Ephraim Mail-In Ballot Rejected	0	0	0.00%	0	0
Mt. Ephraim Provisional Rejected	0	0	0.00%	0	0
Mt. Ephraim Emergency Ballots	0	0	0.00%	0	0
Totals - Mt. Ephraim	403	93	23.08%	77	0
Oaklyn Dist 1	95	19	20.00%	17	0
Oaklyn Dist 2	108	16	14.81%	14	0
Oaklyn Dist 3	106	25	23.58%	22	0
Oaklyn Dist 4	109	19	17.43%	16	0
Oaklyn Mail-In Ballot	0	5	0.00%	5	0
Oaklyn Provisional	0	0	0.00%	0	0
Oaklyn Mail-In Ballot Rejected	0	0	0.00%	0	0
Oaklyn Provisional Rejected	0	0	0.00%	0	0

Camden County  
 Primary Election  
 June 5, 2012

Official Results

*Joseph Ripa*  
 Joseph Ripa  
 Camden County Clerk


REPUBLICAN HOUSE OF REPRESENTATIVES 1ST DISTRICT  
 Vote for 1

	Registered Voters	Ballots Cast	% Turnout	Gregory W. Horton	Write-In
Oaklyn Emergency Ballots	0	0	0.00%	0	0
Totals - Oaklyn	418	84	20.10%	74	0
Pennsauken Dist 1	77	14	18.18%	13	0
Pennsauken Dist 2	48	9	18.75%	8	0
Pennsauken Dist 3	141	24	17.02%	22	0
Pennsauken Dist 4	90	16	17.78%	11	0
Pennsauken Dist 5	130	20	15.38%	17	0
Pennsauken Dist 6	155	29	18.71%	26	0
Pennsauken Dist 7	111	23	20.72%	17	0
Pennsauken Dist 8	111	11	9.91%	11	0
Pennsauken Dist 9	101	16	15.84%	14	0
Pennsauken Dist 10	94	22	23.40%	19	0
Pennsauken Dist 11	189	22	11.64%	20	0
Pennsauken Dist 12	67	9	13.43%	8	0
Pennsauken Dist 13	134	31	23.13%	23	0
Pennsauken Dist 14	69	13	18.84%	12	0
Pennsauken Dist 15	57	9	15.79%	9	0
Pennsauken Dist 16	27	5	18.52%	0	1
Pennsauken Dist 17	119	25	21.01%	20	0
Pennsauken Dist 18	147	33	22.45%	29	0
Pennsauken Dist 19	74	11	14.86%	11	0
Pennsauken Dist 20	19	1	5.26%	1	0
Pennsauken Dist 21	78	13	16.67%	12	0
Pennsauken Dist 22	101	26	25.74%	20	0
Pennsauken Dist 23	67	13	19.40%	11	0
Pennsauken Dist 24	13	4	30.77%	1	0
Pennsauken Mail-In Ballot	0	39	0.00%	34	0
Pennsauken Provisional	0	0	0.00%	0	0
Pennsauken Mail-In Ballot Rejected	0	0	0.00%	0	0
Pennsauken Provisional Rejected	0	0	0.00%	0	0
Pennsauken Emergency Ballots	0	0	0.00%	0	0



Camden County  
 Primary Election  
 June 5, 2012

Official Results

  
 Joseph Ripa  
 Camden County Clerk

REPUBLICAN HOUSE OF REPRESENTATIVES 1ST DISTRICT  
 Vote for 1

	Registered Voters	Ballots Cast	% Turnout	Gregory W. Horton	Write-In
Totals - Pennsauken	2219	438	19.74%	369	1
Pine Hill Dist 1	79	12	15.19%	11	0
Pine Hill Dist 2	128	9	7.03%	8	0
Pine Hill Dist 3	151	19	12.58%	17	0
Pine Hill Dist 4	91	14	15.38%	13	0
Pine Hill Dist 5	130	13	10.00%	12	0
Pine Hill Dist 6	60	4	6.67%	2	0
Pine Hill Mail-In Ballot	0	9	0.00%	7	0
Pine Hill Provisional	0	1	0.00%	1	0
Pine Hill Mail-In Ballot Rejected	0	0	0.00%	0	0
Pine Hill Provisional Rejected	0	0	0.00%	0	0
Pine Hill Emergency Ballots	0	0	0.00%	0	0
Totals - Pine Hill	639	81	12.68%	71	0
Pine Valley Dist 1	7	0	0.00%	0	0
Pine Valley Mail-In Ballot	0	8	0.00%	6	0
Pine Valley Provisional	0	0	0.00%	0	0
Pine Valley Mail-In Ballot Rejected	0	0	0.00%	0	0
Pine Valley Provisional Rejected	0	0	0.00%	0	0
Pine Valley Emergency Ballots	0	0	0.00%	0	0
Totals - Pine Valley	7	8	114.29%	6	0
Runnemedede Dist 1	85	12	14.12%	8	0
Runnemedede Dist 2	92	28	30.43%	23	1
Runnemedede Dist 3	84	13	15.48%	12	1
Runnemedede Dist 4	76	15	19.74%	12	0
Runnemedede Dist 5	114	27	23.68%	21	1
Runnemedede Dist 6	110	28	25.45%	24	0
Runnemedede Mail-In Ballot	0	11	0.00%	11	0

Camden County  
 Primary Election  
 June 5, 2012

Official Results

*Joseph Ripa*  
 Joseph Ripa  
 Camden County Clerk

REPUBLICAN HOUSE OF REPRESENTATIVES 1ST DISTRICT  
 Vote for 1

	Registered Voters	Ballots Cast	% Turnout	Gregory W. Horton	Write-In
Runnemede Provisional	0	0	0.00%	0	0
Runnemede Mail-In Ballot Rejected	0	0	0.00%	0	0
Runnemede Provisional Rejected	0	0	0.00%	0	0
Runnemede Emergency Ballots	0	0	0.00%	0	0
<b>Totals - Runnemede</b>	<b>561</b>	<b>134</b>	<b>23.89%</b>	<b>111</b>	<b>3</b>
Somerdale Dist 1	126	19	15.08%	15	0
Somerdale Dist 2	91	8	8.79%	5	0
Somerdale Dist 3	35	7	20.00%	7	0
Somerdale Dist 4	65	13	20.00%	11	0
Somerdale Mail-In Ballot	0	2	0.00%	1	0
Somerdale Provisional	0	0	0.00%	0	0
Somerdale Mail-In Ballot Rejected	0	0	0.00%	0	0
Somerdale Provisional Rejected	0	0	0.00%	0	0
Somerdale Emergency Ballots	0	0	0.00%	0	0
<b>Totals - Somerdale</b>	<b>317</b>	<b>49</b>	<b>15.46%</b>	<b>39</b>	<b>0</b>
Stratford Dist 1	151	31	20.53%	28	0
Stratford Dist 2	162	27	16.67%	25	0
Stratford Dist 3	140	20	14.29%	17	0
Stratford Dist 4	232	45	19.40%	36	0
Stratford Dist 5	51	8	15.69%	5	0
Stratford Dist 6	177	17	9.60%	15	0
Stratford Mail-In Ballot	0	20	0.00%	16	1
Stratford Provisional	0	0	0.00%	0	0
Stratford Mail-In Ballot Rejected	0	0	0.00%	0	0
Stratford Provisional Rejected	0	0	0.00%	0	0
Stratford Emergency Ballots	0	0	0.00%	0	0
<b>Totals - Stratford</b>	<b>913</b>	<b>168</b>	<b>18.40%</b>	<b>142</b>	<b>1</b>

Camden County  
 Primary Election  
 June 5, 2012

Official Results

*Joseph Ripa*  
 Joseph Ripa  
 Camden County Clerk

REPUBLICAN HOUSE OF REPRESENTATIVES 1ST DISTRICT  
 Vote for 1

	Registered Voters	Ballots Cast	% Turnout	Gregory W. Horton	Write-In
Tavistock Dist 1	5	0	0.00%	0	0
Tavistock Mail-In Ballot	0	2	0.00%	1	0
Tavistock Provisional	0	0	0.00%	0	0
Tavistock Mail-In Ballot Rejected	0	0	0.00%	0	0
Tavistock Provisional Rejected	0	0	0.00%	0	0
Tavistock Emergency Ballots	0	0	0.00%	0	0
<b>Totals - Tavistock</b>	<b>5</b>	<b>2</b>	<b>40.00%</b>	<b>1</b>	<b>0</b>
Voorhees Dist 1	184	25	13.59%	17	0
Voorhees Dist 2	204	34	16.67%	29	0
Voorhees Dist 3	102	17	16.67%	16	0
Voorhees Dist 4	114	17	14.91%	12	0
Voorhees Dist 5	136	20	14.71%	18	0
Voorhees Dist 6	247	25	10.12%	24	0
Voorhees Dist 7	161	22	13.66%	22	0
Voorhees Dist 8	185	14	7.57%	10	0
Voorhees Dist 9	224	21	9.38%	16	0
Voorhees Dist 10	140	20	14.29%	17	0
Voorhees Dist 11	243	32	13.17%	27	0
Voorhees Dist 12	152	22	14.47%	17	0
Voorhees Dist 13	162	17	10.49%	15	0
Voorhees Dist 14	103	15	14.56%	15	0
Voorhees Dist 15	201	23	11.44%	21	0
Voorhees Dist 16	148	16	10.81%	16	0
Voorhees Dist 17	136	27	19.85%	24	0
Voorhees Dist 18	101	13	12.87%	12	0
Voorhees Dist 19	148	16	10.81%	12	0
Voorhees Mail-In Ballot	0	57	0.00%	52	0
Voorhees Provisional	0	4	0.00%	4	0
Voorhees Mail-In Ballot Rejected	0	0	0.00%	0	0
Voorhees Provisional Rejected	0	0	0.00%	0	0
Voorhees Emergency Ballots	0	0	0.00%	0	0

Camden County  
 Primary Election  
 June 5, 2012

REPUBLICAN HOUSE OF REPRESENTATIVES 1ST DISTRICT

Official Results

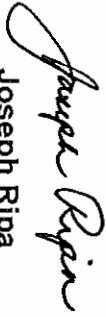
*Joseph Ripa*  
 Joseph Ripa  
 Camden County Clerk

Vote for 1

	Registered Voters	Ballots Cast	% Turnout	Gregory W. Horton	Write-In
Totals - Voorhees	3091	457	14.78%	396	0
Winslow W1 D1	215	50	23.26%	46	0
Winslow W1 D2	212	28	13.21%	26	0
Winslow W1 D3	108	17	15.74%	15	1
Winslow W1 D4	302	33	10.93%	29	0
Winslow W1 D5	236	33	13.98%	29	0
Winslow Ward 1 Mail-In Ballot	0	17	0.00%	14	0
Winslow Ward 1 Provisional	0	0	0.00%	0	0
Winslow W1 Mail-In Ballot Rejected	0	0	0.00%	0	0
Winslow W1 Provisional Rejected	0	0	0.00%	0	0
Winslow W1 Emergency Ballots	0	0	0.00%	0	0
Totals - Winslow W1	1073	178	16.59%	159	1
Winslow W2 D1	196	26	13.27%	19	0
Winslow W2 D2	9	0	0.00%	0	0
Winslow W2 D3	318	63	19.81%	52	0
Winslow W2 D4	230	29	12.61%	22	1
Winslow W2 D5	108	26	24.07%	23	0
Winslow Ward 2 Mail-In Ballot	0	12	0.00%	11	0
Winslow Ward 2 Provisional	0	0	0.00%	0	0
Winslow W2 Mail-In Ballot Rejected	0	0	0.00%	0	0
Winslow W2 Provisional Rejected	0	0	0.00%	0	0
Winslow W2 Emergency Ballots	0	0	0.00%	0	0
Totals - Winslow W2	861	156	18.12%	127	1
Winslow W3 D1	67	7	10.45%	7	0
Winslow W3 D2	43	9	20.93%	6	0
Winslow W3 D3	130	20	15.38%	15	0
Winslow W3 D4	65	9	13.85%	9	0

Camden County  
 Primary Election  
 June 5, 2012

Official Results

  
 Joseph Ripa  
 Camden County Clerk


REPUBLICAN HOUSE OF REPRESENTATIVES 1ST DISTRICT

Vote for 1

	Registered Voters	Ballots Cast	% Turnout	Gregory W. Horton	Write-In
Winslow Ward 3 Mail-In Ballot	0	6	0.00%	6	0
Winslow Ward 3 Provisional	0	1	0.00%	1	0
Winslow W3 Mail-In Ballot Rejected	0	0	0.00%	0	0
Winslow W3 Provisional Rejected	0	0	0.00%	0	0
Winslow W3 Emergency Ballots	0	0	0.00%	0	0
<b>Totals - Winslow W3</b>	<b>305</b>	<b>52</b>	<b>17.05%</b>	<b>44</b>	<b>0</b>
Winslow W4 D1	106	24	22.64%	20	0
Winslow W4 D2	139	13	9.35%	8	0
Winslow W4 D3	166	19	11.45%	16	1
Winslow W4 D4	165	23	13.94%	20	0
Winslow W4 D5	114	11	9.65%	11	0
Winslow Ward 4 Mail-In Ballot	0	11	0.00%	11	0
Winslow Ward 4 Provisional	0	0	0.00%	0	0
Winslow W4 Mail-In Ballot Rejected	0	0	0.00%	0	0
Winslow W4 Provisional Rejected	0	0	0.00%	0	0
Winslow W4 Emergency Ballots	0	0	0.00%	0	0
<b>Totals - Winslow W4</b>	<b>690</b>	<b>101</b>	<b>14.64%</b>	<b>86</b>	<b>1</b>
<b>Totals - Winslow</b>	<b>2929</b>	<b>487</b>	<b>16.63%</b>	<b>416</b>	<b>3</b>
Woodlyrne Dist 1	56	11	19.64%	7	0
Woodlyrne Dist 2	38	8	21.05%	7	0
Woodlyrne Mail-In Ballot	0	0	0.00%	0	0
Woodlyrne Provisional	0	0	0.00%	0	0
Woodlyrne Mail-In Ballot Rejected	0	0	0.00%	0	0
Woodlyrne Provisional Rejected	0	0	0.00%	0	0
Woodlyrne Emergency Ballots	0	0	0.00%	0	0
<b>Totals - Woodlyrne</b>	<b>94</b>	<b>19</b>	<b>20.21%</b>	<b>14</b>	<b>0</b>

Camden County  
Primary Election  
June 5, 2012

Official Results

  
Joseph Ripa  
Camden County Clerk

REPUBLICAN HOUSE OF REPRESENTATIVES 1ST DISTRICT  
Vote for 1

Totals - Grand Totals

41839	Registered Voters
7323	Ballots Cast
17.50%	% Turnout
6245	Gregory W. Horton
22	Write-In

Camden County  
 Primary Election  
 June 5, 2012

Official Results

*Joseph Ripa*  
 Joseph Ripa  
 Camden County Clerk

REPUBLICAN HOUSE OF REPRESENTATIVES 2ND DISTRICT  
 Vote for 1

	Registered Voters	Ballots Cast	% Turnout	Frank A. Lobiondo	Mike Assad	Write-In
Waterford Dist 1	206	20	9.71%	16	1	0
Waterford Dist 2	157	20	12.74%	15	0	0
Waterford Dist 3	201	33	16.42%	23	3	0
Waterford Dist 4	178	40	22.47%	33	1	0
Waterford Dist 5	159	13	8.18%	11	0	0
Waterford Dist 6	215	37	17.21%	26	5	0
Waterford Dist 7	229	38	16.59%	28	6	0
Waterford Dist 8	53	16	30.19%	13	3	0
Waterford Mail-In Ballot	0	17	0.00%	11	2	0
Waterford Provisional	0	0	0.00%	0	0	0
Waterford Mail-In Ballot Rejected	0	0	0.00%	0	0	0
Waterford Provisional Rejected	0	0	0.00%	0	0	0
Waterford Emergency Ballots	0	0	0.00%	0	0	0
Totals - Waterford	1398	234	16.74%	176	21	0
Totals - Grand Totals	1398	234	16.74%	176	21	0

Camden County  
 Primary Election  
 June 5, 2012

REPUBLICAN GENERAL ASSEMBLY 4TH DISTRICT UNEX

Official Results

*Joseph Ripa*  
 Joseph Ripa  
 Camden County Clerk

Vote for 1

	Registered Voters	Ballots Cast	% Turnout	Shelley Lovett	Write-In
Chesilhurst Dist 1	81	17	20.99%	14	0
Chesilhurst Mail-In Ballot	0	2	0.00%	2	0
Chesilhurst Provisional	0	0	0.00%	0	0
Chesilhurst Mail-In Ballot Rejected	0	0	0.00%	0	0
Chesilhurst Provisional Rejected	0	0	0.00%	0	0
Chesilhurst Emergency Ballots	0	0	0.00%	0	0
<b>Totals - Chesilhurst</b>	<b>81</b>	<b>19</b>	<b>23.46%</b>	<b>16</b>	<b>0</b>
Clementon Dist 1	131	29	22.14%	25	0
Clementon Dist 2	128	33	25.78%	24	0
Clementon Dist 3	145	17	11.72%	13	0
Clementon Mail-In Ballot	0	8	0.00%	7	0
Clementon Provisional	0	0	0.00%	0	0
Clementon Mail-In Ballot Rejected	0	0	0.00%	0	0
Clementon Provisional Rejected	0	0	0.00%	0	0
Clementon Emergency Ballots	0	0	0.00%	0	0
<b>Totals - Clementon</b>	<b>404</b>	<b>87</b>	<b>21.53%</b>	<b>69</b>	<b>0</b>
Gloucester Twp Dist 1	109	18	16.51%	16	0
Gloucester Twp Dist 2	95	20	21.05%	18	0
Gloucester Twp Dist 3	136	14	10.29%	8	1
Gloucester Twp Dist 4	197	32	16.24%	28	0
Gloucester Twp Dist 5	158	15	9.49%	13	0
Gloucester Twp Dist 6	234	30	12.82%	27	0
Gloucester Twp Dist 7	190	32	16.84%	22	0
Gloucester Twp Dist 8	115	12	10.43%	11	0
Gloucester Twp Dist 9	216	27	12.50%	25	0
Gloucester Twp Dist 10	165	29	17.58%	25	0
Gloucester Twp Dist 11	207	47	22.71%	42	0
Gloucester Twp Dist 12	193	28	14.51%	25	1
Gloucester Twp Dist 13	147	26	17.69%	23	0



Camden County  
 Primary Election  
 June 5, 2012

Official Results

*Joseph Ripa*  
 Joseph Ripa  
 Camden County Clerk


REPUBLICAN GENERAL ASSEMBLY 4TH DISTRICT UNEX

Vote for 1

	Registered Voters	Ballots Cast	% Turnout	Shelley Lovett	Write-In
Gloucester Twp Dist 14	98	13	13.27%	13	0
Gloucester Twp Dist 15	216	32	14.81%	26	0
Gloucester Twp Dist 16	215	38	17.67%	36	0
Gloucester Twp Dist 17	215	36	16.74%	25	0
Gloucester Twp Dist 18	150	32	21.33%	27	1
Gloucester Twp Dist 19	174	19	10.92%	19	0
Gloucester Twp Dist 20	141	20	14.18%	16	0
Gloucester Twp Dist 21	116	20	17.24%	18	0
Gloucester Twp Dist 22	109	14	12.84%	10	0
Gloucester Twp Dist 23	140	12	8.57%	9	1
Gloucester Twp Dist 24	184	28	15.22%	27	0
Gloucester Twp Dist 25	185	27	14.59%	22	0
Gloucester Twp Dist 26	159	20	12.58%	15	0
Gloucester Twp Dist 27	184	41	22.28%	35	1
Gloucester Twp Dist 28	122	17	13.93%	15	0
Gloucester Twp Dist 29	163	18	11.04%	14	0
Gloucester Twp Dist 30	215	28	13.02%	25	0
Gloucester Twp Dist 31	135	20	14.81%	17	0
Gloucester Twp Dist 32	180	36	20.00%	30	0
Gloucester Twp Dist 33	102	17	16.67%	10	2
Gloucester Twp Dist 34	109	26	23.85%	23	0
Gloucester Twp Dist 35	123	17	13.82%	17	0
Gloucester Twp Dist 36	135	20	14.81%	14	0
Gloucester Twp Dist 37	20	1	5.00%	0	0
Gloucester Twp Dist 38	78	13	16.67%	12	0
Gloucester Twp Dist 39	83	10	12.05%	7	1
Gloucester Twp Dist 40	125	11	8.80%	10	0
Gloucester Twp Mail-In Ballot	0	101	0.00%	89	1
Gloucester Twp Provisional	0	3	0.00%	1	0
Gloucester Twp Mail-In Ballot Rejected	0	0	0.00%	0	0
Gloucester Twp Provisional Rejected	0	0	0.00%	0	0
Gloucester Twp Emergency Ballots	0	0	0.00%	0	0

Camden County  
 Primary Election  
 June 5, 2012

Official Results

  
 Joseph Ripa  
 Camden County Clerk

REPUBLICAN GENERAL ASSEMBLY 4TH DISTRICT UNEX  
 Vote for 1

	Registered Voters	Ballots Cast	% Turnout	Shelley Lovett	Write-In
Totals - Gloucester Twp	6038	1020	16.89%	865	9
Laurel Springs Dist 1	131	34	25.95%	27	0
Laurel Springs Dist 2	165	23	13.94%	20	0
Laurel Springs Mail-In Ballot	0	2	0.00%	2	0
Laurel Springs Provisional	0	0	0.00%	0	0
Laurel Springs Mail-In Ballot Rejected	0	0	0.00%	0	0
Laurel Springs Provisional Rejected	0	0	0.00%	0	0
Laurel Springs Emergency Ballots	0	0	0.00%	0	0
Totals - Laurel Springs	296	59	19.93%	49	0
Lindenwold Dist 1	145	39	26.90%	35	0
Lindenwold Dist 2	117	20	17.09%	17	1
Lindenwold Dist 3	95	16	16.84%	12	0
Lindenwold Dist 4	134	16	11.94%	13	0
Lindenwold Dist 5	46	10	21.74%	9	1
Lindenwold Dist 6	64	9	14.06%	8	0
Lindenwold Dist 7	28	7	25.00%	6	0
Lindenwold Dist 8	67	5	7.46%	4	0
Lindenwold Dist 9	41	10	24.39%	9	0
Lindenwold Mail-In Ballot	0	10	0.00%	5	0
Lindenwold Provisional	0	0	0.00%	0	0
Lindenwold Mail-In Ballot Rejected	0	0	0.00%	0	0
Lindenwold Provisional Rejected	0	0	0.00%	0	0
Lindenwold Emergency Ballots	0	0	0.00%	0	0
Totals - Lindenwold	737	142	19.27%	118	2
Winslow W1 D1	215	50	23.26%	46	0
Winslow W1 D2	212	28	13.21%	26	0
Winslow W1 D3	108	17	15.74%	16	0
Winslow W1 D4	302	33	10.93%	30	0

Camden County  
 Primary Election  
 June 5, 2012

Official Results

*Joseph Ripa*  
 Joseph Ripa  
 Camden County Clerk

REPUBLICAN GENERAL ASSEMBLY 4TH DISTRICT UNEX

Vote for 1

	Registered Voters	Ballots Cast	% Turnout	Shelley Lovett	Write-In
Wnslow W1 D5	236	33	13.98%	28	0
Wnslow Ward 1 Mail-In Ballot	0	17	0.00%	15	0
Wnslow Ward 1 Provisional	0	0	0.00%	0	0
Wnslow W1 Mail-In Ballot Rejected	0	0	0.00%	0	0
Wnslow W1 Provisional Rejected	0	0	0.00%	0	0
Wnslow W1 Emergency Ballots	0	0	0.00%	0	0
<b>Totals - Wnslow W1</b>	<b>1073</b>	<b>178</b>	<b>16.59%</b>	<b>161</b>	<b>0</b>
Wnslow W2 D1	196	26	13.27%	18	0
Wnslow W2 D2	9	0	0.00%	0	0
Wnslow W2 D3	318	63	19.81%	55	0
Wnslow W2 D4	230	29	12.61%	22	1
Wnslow W2 D5	108	26	24.07%	22	0
Wnslow Ward 2 Mail-In Ballot	0	12	0.00%	11	0
Wnslow Ward 2 Provisional	0	0	0.00%	0	0
Wnslow W2 Mail-In Ballot Rejected	0	0	0.00%	0	0
Wnslow W2 Provisional Rejected	0	0	0.00%	0	0
Wnslow W2 Emergency Ballots	0	0	0.00%	0	0
<b>Totals - Wnslow W2</b>	<b>861</b>	<b>156</b>	<b>18.12%</b>	<b>128</b>	<b>1</b>
Wnslow W3 D1	67	7	10.45%	7	0
Wnslow W3 D2	43	9	20.93%	6	0
Wnslow W3 D3	130	20	15.38%	17	0
Wnslow W3 D4	65	9	13.85%	9	0
Wnslow Ward 3 Mail-In Ballot	0	6	0.00%	6	0
Wnslow Ward 3 Provisional	0	1	0.00%	1	0
Wnslow W3 Mail-In Ballot Rejected	0	0	0.00%	0	0
Wnslow W3 Provisional Rejected	0	0	0.00%	0	0
Wnslow W3 Emergency Ballots	0	0	0.00%	0	0
<b>Totals - Wnslow W3</b>	<b>305</b>	<b>52</b>	<b>17.05%</b>	<b>46</b>	<b>0</b>

Camden County  
 Primary Election  
 June 5, 2012

Official Results

*Joseph Ripa*  
 Joseph Ripa  
 Camden County Clerk

REPUBLICAN GENERAL ASSEMBLY 4TH DISTRICT UNEX

Vote for 1

	Registered Voters	Ballots Cast	% Turnout	Shelley Lovett	Write-In
Winslow W4 D1	106	24	22.64%	20	0
Winslow W4 D2	139	13	9.35%	6	0
Winslow W4 D3	166	19	11.45%	16	1
Winslow W4 D4	165	23	13.94%	21	0
Winslow W4 D5	114	11	9.65%	11	0
Winslow Ward 4 Mail-In Ballot	0	11	0.00%	11	0
Winslow Ward 4 Provisional	0	0	0.00%	0	0
Winslow W4 Mail-In Ballot Rejected	0	0	0.00%	0	0
Winslow W4 Provisional Rejected	0	0	0.00%	0	0
Winslow W4 Emergency Ballots	0	0	0.00%	0	0
<b>Totals - Winslow W4</b>	<b>690</b>	<b>101</b>	<b>14.64%</b>	<b>85</b>	<b>1</b>
<b>Totals - Winslow</b>	<b>2929</b>	<b>487</b>	<b>16.63%</b>	<b>420</b>	<b>2</b>
<b>Totals - Grand Totals</b>	<b>10485</b>	<b>1814</b>	<b>17.30%</b>	<b>1537</b>	<b>13</b>

Camden County  
 Primary Election  
 June 5, 2012

Official Results

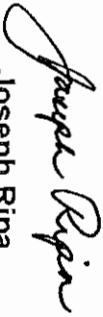
*Joseph Ripa*  
 Joseph Ripa  
 Camden County Clerk

REPUBLICAN SHERIFF  
 Vote for 1

	Registered Voters	Ballots Cast	% Turnout	Christine Leone-Zwillinger	Write-In
Audubon Boro Dist 1	95	11	11.58%	10	0
Audubon Boro Dist 2	135	16	11.85%	14	0
Audubon Boro Dist 3	175	25	14.29%	21	0
Audubon Boro Dist 4	116	18	15.52%	16	0
Audubon Boro Dist 5	147	25	17.01%	20	0
Audubon Boro Dist 6	173	24	13.87%	21	1
Audubon Boro Dist 7	131	18	13.74%	14	0
Audubon Boro Dist 8	129	19	14.73%	18	0
Audubon Boro Mail-In Ballot	0	7	0.00%	4	0
Audubon Boro Provisional	0	0	0.00%	0	0
Audubon Boro Mail-In Ballot Rejected	0	0	0.00%	0	0
Audubon Boro Provisional Rejected	0	0	0.00%	0	0
Audubon Boro Emergency Ballots	0	0	0.00%	0	0
<b>Totals - Audubon Boro</b>	<b>1101</b>	<b>163</b>	<b>14.80%</b>	<b>138</b>	<b>1</b>
Audubon Park Dist 1	58	13	22.41%	8	0
Audubon Park Mail-In Ballot	0	0	0.00%	0	0
Audubon Park Provisional	0	0	0.00%	0	0
Audubon Park Mail-In Ballot Rejected	0	0	0.00%	0	0
Audubon Park Provisional Rejected	0	0	0.00%	0	0
Audubon Park Emergency Ballots	0	0	0.00%	0	0
<b>Totals - Audubon Park</b>	<b>58</b>	<b>13</b>	<b>22.41%</b>	<b>8</b>	<b>0</b>
Barrington Dist 1	205	30	14.63%	25	1
Barrington Dist 2	176	27	15.34%	27	0
Barrington Dist 3	189	33	17.46%	30	0
Barrington Dist 4	174	30	17.24%	23	0
Barrington Dist 5	120	20	16.67%	18	0
Barrington Mail-In Ballot	0	16	0.00%	13	0
Barrington Provisional	0	0	0.00%	0	0
Barrington Mail-In Ballot Rejected	0	0	0.00%	0	0

Camden County  
 Primary Election  
 June 5, 2012

Official Results


  
 Joseph Ripa  
 Camden County Clerk

REPUBLICAN SHERIFF  
 Vote for 1

	Registered Voters	Ballots Cast	% Turnout	Christine Leone-Zwillinger	Write-In
Barrington Provisional Rejected	0	0	0.00%	0	0
Barrington Emergency Ballots	0	0	0.00%	0	0
<b>Totals - Barrington</b>	<b>864</b>	<b>156</b>	<b>18.06%</b>	<b>136</b>	<b>1</b>
Bellmawr Dist 1	160	44	27.50%	35	0
Bellmawr Dist 2	157	33	21.02%	28	0
Bellmawr Dist 3	119	30	25.21%	23	0
Bellmawr Dist 4	93	17	18.28%	15	0
Bellmawr Dist 5	116	23	19.83%	20	0
Bellmawr Dist 6	120	33	27.50%	21	0
Bellmawr Dist 7	92	21	22.83%	16	0
Bellmawr Mail-In Ballot	0	21	0.00%	16	0
Bellmawr Provisional	0	0	0.00%	0	0
Bellmawr Mail-In Ballot Rejected	0	0	0.00%	0	0
Bellmawr Provisional Rejected	0	0	0.00%	0	0
Bellmawr Emergency Ballots	0	0	0.00%	0	0
<b>Totals - Bellmawr</b>	<b>857</b>	<b>222</b>	<b>25.90%</b>	<b>174</b>	<b>0</b>
Berlin Boro Dist 1	158	26	16.46%	25	0
Berlin Boro Dist 2	282	55	19.50%	48	0
Berlin Boro Dist 3	209	35	16.75%	31	0
Berlin Boro Dist 4	242	38	15.70%	31	0
Berlin Boro Dist 5	118	21	17.80%	19	0
Berlin Boro Mail-In Ballot	0	11	0.00%	11	0
Berlin Boro Provisional	0	0	0.00%	0	0
Berlin Boro Mail-In Ballot Rejected	0	0	0.00%	0	0
Berlin Boro Provisional Rejected	0	0	0.00%	0	0
Berlin Boro Emergency Ballots	0	0	0.00%	0	0
<b>Totals - Berlin Boro</b>	<b>1009</b>	<b>186</b>	<b>18.43%</b>	<b>165</b>	<b>0</b>

Camden County  
 Primary Election  
 June 5, 2012

Official Results


  
 Joseph Ripa  
 Camden County Clerk

REPUBLICAN SHERIFF  
 Vote for 1

	Registered Voters	Ballots Cast	% Turnout	Christine Leone-Zwillinger	Write-In
Berlin Twp Dist 1	110	8	7.27%	6	0
Berlin Twp Dist 2	58	5	8.62%	5	0
Berlin Twp Dist 3	62	11	17.74%	9	0
Berlin Twp Dist 4	153	22	14.38%	17	0
Berlin Twp Mail-In Ballot	0	3	0.00%	2	0
Berlin Twp Provisional	0	0	0.00%	0	0
Berlin Twp Mail-In Ballot Rejected	0	0	0.00%	0	0
Berlin Twp Provisional Rejected	0	0	0.00%	0	0
Berlin Twp Emergency Ballots	0	0	0.00%	0	0
<b>Totals - Berlin Twp</b>	<b>383</b>	<b>49</b>	<b>12.79%</b>	<b>39</b>	<b>0</b>
Brooklawn Dist 1	161	18	11.18%	15	0
Brooklawn Mail-In Ballot	0	0	0.00%	0	0
Brooklawn Provisional	0	0	0.00%	0	0
Brooklawn Mail-In Ballot Rejected	0	0	0.00%	0	0
Brooklawn Provisional Rejected	0	0	0.00%	0	0
Brooklawn Emergency Ballots	0	0	0.00%	0	0
<b>Totals - Brooklawn</b>	<b>161</b>	<b>18</b>	<b>11.18%</b>	<b>15</b>	<b>0</b>
Camden City W1 D1	10	3	30.00%	3	0
Camden City W1 D2	39	1	2.56%	1	0
Camden City W1 D3	21	6	28.57%	3	0
Camden City W1 D4	14	0	0.00%	0	0
Camden City W1 D5	34	4	11.76%	4	0
Camden City W1 D6	12	1	8.33%	1	0
Camden City W1 D7	14	0	0.00%	0	0
Camden City W1 D8	11	1	9.09%	1	0
Camden City W1 D9	34	3	8.82%	3	0
Camden City W1 D10	42	7	16.67%	7	0
Camden City Ward 1 Mail-In Ballot	0	5	0.00%	3	0
Camden City Ward 1 Provisional	0	0	0.00%	0	0

Camden County  
 Primary Election  
 June 5, 2012

Official Results

  
 Joseph Ripa  
 Camden County Clerk

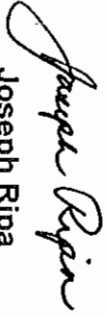
REPUBLICAN SHERIFF  
 Vote for 1

	Registered Voters	Ballots Cast	% Turnout	Christine Leone-Zwillinger	Write-In
Camden City W1 Mail-In Ballot Rejected	0	0	0.00%	0	0
Camden City W1 Provisional Rejected	0	0	0.00%	0	0
Camden City W1 Emergency Ballots	0	0	0.00%	0	0
<b>Totals - Camden City W1</b>	<b>231</b>	<b>31</b>	<b>13.42%</b>	<b>26</b>	<b>0</b>
Camden City W2 D1	14	5	35.71%	2	0
Camden City W2 D2	18	3	16.67%	2	0
Camden City W2 D3	17	1	5.88%	0	0
Camden City W2 D4	20	2	10.00%	2	0
Camden City W2 D5	17	3	17.65%	3	0
Camden City W2 D6	19	3	15.79%	2	0
Camden City W2 D7	24	2	8.33%	2	0
Camden City W2 D8	20	1	5.00%	0	0
Camden City W2 D9	17	3	17.65%	0	0
Camden City W2 D10	17	2	11.76%	0	1
Camden City W2 D11	10	0	0.00%	0	0
Camden City Ward 2 Mail-In Ballot	0	8	0.00%	6	0
Camden City Ward 2 Provisional	0	1	0.00%	1	0
Camden City W2 Mail-In Ballot Rejected	0	0	0.00%	0	0
Camden City W2 Provisional Rejected	0	0	0.00%	0	0
Camden City W2 Emergency Ballots	0	0	0.00%	0	0
<b>Totals - Camden City W2</b>	<b>193</b>	<b>34</b>	<b>17.62%</b>	<b>20</b>	<b>1</b>
Camden City W3 D1	29	6	20.69%	3	0
Camden City W3 D2	40	2	5.00%	1	0
Camden City W3 D3	25	4	16.00%	4	0
Camden City W3 D4	30	2	6.67%	1	0
Camden City W3 D5	17	2	11.76%	0	0
Camden City W3 D6	14	4	28.57%	3	0
Camden City W3 D7	27	4	14.81%	4	0
Camden City W3 D8	26	1	3.85%	0	0



Camden County  
 Primary Election  
 June 5, 2012

Official Results

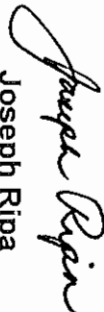
  
 Joseph Ripa  
 Camden County Clerk

REPUBLICAN SHERIFF  
 Vote for 1

	Registered Voters	Ballots Cast	% Turnout	Christine Leone-Zwillinger	Write-In
Camden City W3 D9	24	1	4.17%	0	0
Camden City Ward 3 Mail-In Ballot	0	0	0.00%	0	0
Camden City Ward 3 Provisional	0	0	0.00%	0	0
Camden City W3 Mail-In Ballot Rejected	0	0	0.00%	0	0
Camden City W3 Provisional Rejected	0	0	0.00%	0	0
Camden City W3 Emergency Ballots	0	0	0.00%	0	0
<b>Totals - Camden City W3</b>	<b>232</b>	<b>26</b>	<b>11.21%</b>	<b>16</b>	<b>0</b>
Camden City W4 D1	21	7	33.33%	3	0
Camden City W4 D2	20	1	5.00%	0	0
Camden City W4 D3	30	4	13.33%	4	0
Camden City W4 D4	35	0	0.00%	0	0
Camden City W4 D5	6	0	0.00%	0	0
Camden City W4 D6	20	2	10.00%	1	0
Camden City W4 D7	41	3	7.32%	2	0
Camden City W4 D8	35	6	17.14%	3	0
Camden City W4 D9	23	1	4.35%	1	0
Camden City W4 D10	64	6	9.38%	4	0
Camden City Ward 4 Mail-In Ballot	0	1	0.00%	1	0
Camden City Ward 4 Provisional	0	0	0.00%	0	0
Camden City W4 Mail-In Ballot Rejected	0	0	0.00%	0	0
Camden City W4 Provisional Rejected	0	0	0.00%	0	0
Camden City W4 Emergency Ballots	0	0	0.00%	0	0
<b>Totals - Camden City W4</b>	<b>295</b>	<b>31</b>	<b>10.51%</b>	<b>19</b>	<b>0</b>
<b>Totals - Camden City</b>	<b>951</b>	<b>122</b>	<b>12.83%</b>	<b>81</b>	<b>1</b>
Cherry Hill Dist 1	210	39	18.57%	32	0
Cherry Hill Dist 2	149	19	12.75%	18	0
Cherry Hill Dist 3	187	38	20.32%	34	0
Cherry Hill Dist 4	206	35	16.99%	29	0

Camden County  
 Primary Election  
 June 5, 2012

Official Results

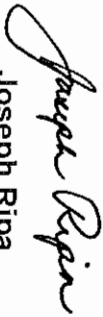
  
 Joseph Ripa  
 Camden County Clerk

REPUBLICAN SHERIFF  
 Vote for 1

	Registered Voters	Ballots Cast	% Turnout	Christine Leone-Zwillinger	Write-In
Cherry Hill Dist 5	130	13	10.00%	11	0
Cherry Hill Dist 6	155	27	17.42%	25	0
Cherry Hill Dist 7	135	22	16.30%	21	0
Cherry Hill Dist 8	122	11	9.02%	10	0
Cherry Hill Dist 9	132	25	18.94%	23	0
Cherry Hill Dist 10	258	39	15.12%	33	0
Cherry Hill Dist 11	219	43	19.63%	37	0
Cherry Hill Dist 12	150	16	10.67%	12	0
Cherry Hill Dist 13	260	49	18.85%	45	0
Cherry Hill Dist 14	166	37	22.29%	32	0
Cherry Hill Dist 15	181	28	15.47%	24	0
Cherry Hill Dist 16	122	17	13.93%	15	0
Cherry Hill Dist 17	162	23	14.20%	21	0
Cherry Hill Dist 18	145	24	16.55%	21	1
Cherry Hill Dist 19	121	17	14.05%	14	0
Cherry Hill Dist 20	260	33	12.69%	31	0
Cherry Hill Dist 21	190	25	13.16%	22	0
Cherry Hill Dist 22	253	32	12.65%	29	0
Cherry Hill Dist 23	168	25	14.88%	18	1
Cherry Hill Dist 24	177	29	16.38%	25	0
Cherry Hill Dist 25	191	30	15.71%	29	0
Cherry Hill Dist 26	263	54	20.53%	48	0
Cherry Hill Dist 27	197	29	14.72%	26	0
Cherry Hill Dist 28	171	18	10.53%	17	0
Cherry Hill Dist 29	245	38	15.51%	30	0
Cherry Hill Dist 30	67	9	13.43%	7	0
Cherry Hill Dist 31	142	25	17.61%	19	0
Cherry Hill Dist 32	68	12	17.65%	9	0
Cherry Hill Dist 33	239	46	19.25%	39	0
Cherry Hill Dist 34	233	25	10.73%	23	0
Cherry Hill Dist 35	338	69	20.41%	64	0
Cherry Hill Dist 36	128	19	14.84%	18	0
Cherry Hill Dist 37	150	16	10.67%	16	0

Camden County  
 Primary Election  
 June 5, 2012

Official Results


  
 Joseph Ripa  
 Camden County Clerk

REPUBLICAN SHERIFF  
 Vote for 1

	Registered Voters	Ballots Cast	% Turnout	Christine Leone-Zwillinger	Write-In
Cherry Hill Dist 38	84	14	16.67%	13	0
Cherry Hill Dist 39	145	18	12.41%	16	0
Cherry Hill Dist 40	183	29	15.85%	24	0
Cherry Hill Dist 41	178	27	15.17%	19	0
Cherry Hill Dist 42	160	31	19.38%	29	0
Cherry Hill Dist 43	197	19	9.64%	17	0
Cherry Hill Dist 44	155	15	9.68%	15	0
Cherry Hill Dist 45	255	43	16.86%	35	0
Cherry Hill Dist 46	201	25	12.44%	21	0
Cherry Hill Dist 47	93	9	9.68%	8	0
Cherry Hill Dist 48	33	1	3.03%	1	0
Cherry Hill Mail-In Ballot	0	174	0.00%	114	1
Cherry Hill Provisional	0	4	0.00%	3	0
Cherry Hill Mail-In Ballot Rejected	0	0	0.00%	0	0
Cherry Hill Provisional Rejected	0	0	0.00%	0	0
Cherry Hill Emergency Ballots	0	0	0.00%	0	0
<b>Totals - Cherry Hill</b>	<b>8374</b>	<b>1465</b>	<b>17.49%</b>	<b>1242</b>	<b>3</b>
Chesilhurst Dist 1	81	17	20.99%	14	0
Chesilhurst Mail-In Ballot	0	2	0.00%	2	0
Chesilhurst Provisional	0	0	0.00%	0	0
Chesilhurst Mail-In Ballot Rejected	0	0	0.00%	0	0
Chesilhurst Provisional Rejected	0	0	0.00%	0	0
Chesilhurst Emergency Ballots	0	0	0.00%	0	0
<b>Totals - Chesilhurst</b>	<b>81</b>	<b>19</b>	<b>23.46%</b>	<b>16</b>	<b>0</b>
Clementon Dist 1	131	29	22.14%	24	0
Clementon Dist 2	128	33	25.78%	24	0
Clementon Dist 3	145	17	11.72%	13	0
Clementon Mail-In Ballot	0	8	0.00%	7	0
Clementon Provisional	0	0	0.00%	0	0

Camden County  
 Primary Election  
 June 5, 2012

Official Results


  
 Joseph Ripa  
 Camden County Clerk

REPUBLICAN SHERIFF  
 Vote for 1

	Registered Voters	Ballots Cast	% Turnout	Christine Leone-Zwillinger	Write-In
Clementon Mail-In Ballot Rejected	0	0	0.00%	0	0
Clementon Provisional Rejected	0	0	0.00%	0	0
Clementon Emergency Ballots	0	0	0.00%	0	0
<b>Totals - Clementon</b>	<b>404</b>	<b>87</b>	<b>21.53%</b>	<b>68</b>	<b>0</b>
Collingswood Dist 1	113	21	18.58%	19	0
Collingswood Dist 2	136	32	23.53%	24	0
Collingswood Dist 3	72	13	18.06%	11	0
Collingswood Dist 4	86	14	16.28%	12	0
Collingswood Dist 5	60	3	5.00%	2	0
Collingswood Dist 6	128	22	17.19%	18	1
Collingswood Dist 7	151	25	16.56%	19	0
Collingswood Dist 8	143	14	9.79%	10	0
Collingswood Dist 9	129	18	13.95%	15	0
Collingswood Dist 10	122	27	22.13%	23	0
Collingswood Dist 11	120	26	21.67%	22	0
Collingswood Dist 12	94	22	23.40%	19	0
Collingswood Mail-In Ballot	0	18	0.00%	17	0
Collingswood Provisional	0	0	0.00%	0	0
Collingswood Mail-In Ballot Rejected	0	0	0.00%	0	0
Collingswood Provisional Rejected	0	0	0.00%	0	0
Collingswood Emergency Ballots	0	0	0.00%	0	0
<b>Totals - Collingswood</b>	<b>1354</b>	<b>255</b>	<b>18.83%</b>	<b>211</b>	<b>1</b>
Gibbsboro Dist 1	207	20	9.66%	19	0
Gibbsboro Dist 2	138	23	16.67%	20	0
Gibbsboro Mail-In Ballot	0	5	0.00%	3	0
Gibbsboro Provisional	0	0	0.00%	0	0
Gibbsboro Mail-In Ballot Rejected	0	0	0.00%	0	0
Gibbsboro Provisional Rejected	0	0	0.00%	0	0
Gibbsboro Emergency Ballots	0	0	0.00%	0	0

Camden County  
 Primary Election  
 June 5, 2012

Official Results


  
 Joseph Ripa  
 Camden County Clerk

REPUBLICAN SHERIFF  
 Vote for 1

	Registered Voters	Ballots Cast	% Turnout	Christine Leone-Zwillinger	Write-In
<b>Totals - Gibbsboro</b>	345	48	13.91%	42	0
Gloucester City W1 D1	38	10	26.32%	8	0
Gloucester City W1 D2	48	10	20.83%	9	0
Gloucester City W1 D3	54	13	24.07%	10	0
Gloucester City W1 D4	71	18	25.35%	11	0
Gloucester City Ward 1 Mail-In Ballot	0	2	0.00%	1	0
Gloucester City Ward 1 Provisional	0	0	0.00%	0	0
Gloucester City W1 Mail-In Ballot Rejected	0	0	0.00%	0	0
Gloucester City W1 Provisional Rejected	0	0	0.00%	0	0
Gloucester City W1 Emergency Ballots	0	0	0.00%	0	0
<b>Totals - Gloucester City W1</b>	211	53	25.12%	39	0
Gloucester City W2 D1	73	19	26.03%	16	0
Gloucester City W2 D2	83	10	12.05%	8	1
Gloucester City W2 D3	127	22	17.32%	17	0
Gloucester City Ward 2 Mail-In Ballot	0	4	0.00%	2	0
Gloucester City Ward 2 Provisional	0	0	0.00%	0	0
Gloucester City W2 Mail-In Ballot Rejected	0	0	0.00%	0	0
Gloucester City W2 Provisional Rejected	0	0	0.00%	0	0
Gloucester City W2 Emergency Ballots	0	0	0.00%	0	0
<b>Totals - Gloucester City W2</b>	283	55	19.43%	43	1
Gloucester City W3 D1	90	22	24.44%	15	0
Gloucester City W3 D2	101	18	17.82%	14	0
Gloucester City Ward 3 Mail-In Ballot	0	3	0.00%	2	0
Gloucester City Ward 3 Provisional	0	0	0.00%	0	0
Gloucester City W3 Mail-In Ballot Rejected	0	0	0.00%	0	0
Gloucester City W3 Provisional Rejected	0	0	0.00%	0	0
Gloucester City W3 Emergency Ballots	0	0	0.00%	0	0

Camden County  
 Primary Election  
 June 5, 2012

Official Results


  
 Joseph Ripa  
 Camden County Clerk

REPUBLICAN SHERIFF  
 Vote for 1

	Registered Voters	Ballots Cast	% Turnout	Christine Leone-Zwillinger	Write-In
Totals - Gloucester City W3	191	43	22.51%	31	0
Totals - Gloucester City	685	151	22.04%	113	1
Gloucester Twp Dist 1	109	18	16.51%	15	0
Gloucester Twp Dist 2	95	20	21.05%	18	0
Gloucester Twp Dist 3	136	14	10.29%	9	1
Gloucester Twp Dist 4	197	32	16.24%	26	0
Gloucester Twp Dist 5	158	15	9.49%	12	0
Gloucester Twp Dist 6	234	30	12.82%	28	0
Gloucester Twp Dist 7	190	32	16.84%	21	0
Gloucester Twp Dist 8	115	12	10.43%	11	0
Gloucester Twp Dist 9	216	27	12.50%	25	0
Gloucester Twp Dist 10	165	29	17.58%	25	0
Gloucester Twp Dist 11	207	47	22.71%	38	0
Gloucester Twp Dist 12	193	28	14.51%	25	0
Gloucester Twp Dist 13	147	26	17.69%	20	0
Gloucester Twp Dist 14	98	13	13.27%	13	0
Gloucester Twp Dist 15	216	32	14.81%	27	0
Gloucester Twp Dist 16	215	38	17.67%	35	0
Gloucester Twp Dist 17	215	36	16.74%	24	0
Gloucester Twp Dist 18	150	32	21.33%	26	1
Gloucester Twp Dist 19	174	19	10.92%	19	0
Gloucester Twp Dist 20	141	20	14.18%	16	0
Gloucester Twp Dist 21	116	20	17.24%	16	0
Gloucester Twp Dist 22	109	14	12.84%	4	0
Gloucester Twp Dist 23	140	12	8.57%	8	0
Gloucester Twp Dist 24	184	28	15.22%	26	0
Gloucester Twp Dist 25	185	27	14.59%	22	0
Gloucester Twp Dist 26	159	20	12.58%	15	0
Gloucester Twp Dist 27	184	41	22.28%	38	0
Gloucester Twp Dist 28	122	17	13.93%	14	0

Camden County  
 Primary Election  
 June 5, 2012

Official Results


  
 Joseph Ripa  
 Camden County Clerk

REPUBLICAN SHERIFF  
 Vote for 1

	Registered Voters	Ballots Cast	% Turnout	Christine Leone-Zwillinger	Write-In
Gloucester Twp Dist 29	163	18	11.04%	14	0
Gloucester Twp Dist 30	215	28	13.02%	23	0
Gloucester Twp Dist 31	135	20	14.81%	18	0
Gloucester Twp Dist 32	180	36	20.00%	32	0
Gloucester Twp Dist 33	102	17	16.67%	12	0
Gloucester Twp Dist 34	109	26	23.85%	21	0
Gloucester Twp Dist 35	123	17	13.82%	15	0
Gloucester Twp Dist 36	135	20	14.81%	14	0
Gloucester Twp Dist 37	20	1	5.00%	0	0
Gloucester Twp Dist 38	78	13	16.67%	12	0
Gloucester Twp Dist 39	83	10	12.05%	7	1
Gloucester Twp Dist 40	125	11	8.80%	8	0
Gloucester Twp Mail-In Ballot	0	101	0.00%	91	1
Gloucester Twp Provisional	0	3	0.00%	1	0
Gloucester Twp Mail-In Ballot Rejected	0	0	0.00%	0	0
Gloucester Twp Provisional Rejected	0	0	0.00%	0	0
Gloucester Twp Emergency Ballots	0	0	0.00%	0	0
Totals - Gloucester Twp	6038	1020	16.89%	844	4
Haddon Twp Dist 1	136	16	11.76%	15	0
Haddon Twp Dist 2	101	12	11.88%	11	0
Haddon Twp Dist 3	188	22	11.70%	16	0
Haddon Twp Dist 4	106	22	20.75%	19	0
Haddon Twp Dist 5	70	13	18.57%	12	0
Haddon Twp Dist 6	100	20	20.00%	15	0
Haddon Twp Dist 7	112	20	17.86%	18	0
Haddon Twp Dist 8	128	20	15.63%	19	0
Haddon Twp Dist 9	89	13	14.61%	11	0
Haddon Twp Dist 10	133	33	24.81%	31	0
Haddon Twp Dist 11	168	37	22.02%	32	0
Haddon Twp Dist 12	294	45	15.31%	43	0
Haddon Twp Dist 13	122	15	12.30%	11	0

Camden County  
 Primary Election  
 June 5, 2012

Official Results

  
 Joseph Ripa  
 Camden County Clerk


REPUBLICAN SHERIFF  
 Vote for 1

	Registered Voters	Ballots Cast	% Turnout	Christine Leone-Zwillinger	Write-In
Haddon Twp Dist 14	129	20	15.50%	16	0
Haddon Twp Dist 15	146	35	23.97%	29	0
Haddon Twp Mail-In Ballot	0	34	0.00%	31	0
Haddon Twp Provisional	0	2	0.00%	2	0
Haddon Twp Mail-In Ballot Rejected	0	0	0.00%	0	0
Haddon Twp Provisional Rejected	0	0	0.00%	0	0
Haddon Twp Emergency Ballots	0	0	0.00%	0	0
<b>Totals - Haddon Twp</b>	<b>2022</b>	<b>379</b>	<b>18.74%</b>	<b>331</b>	<b>0</b>
Haddonfield Dist 1	274	42	15.33%	35	0
Haddonfield Dist 2	240	23	9.58%	21	0
Haddonfield Dist 3	165	33	20.00%	28	0
Haddonfield Dist 4	259	40	15.44%	38	0
Haddonfield Dist 5	195	29	14.87%	27	0
Haddonfield Dist 6	247	29	11.74%	26	0
Haddonfield Dist 7	200	26	13.00%	25	0
Haddonfield Dist 8	203	27	13.30%	25	0
Haddonfield Dist 9	235	36	15.32%	31	0
Haddonfield Dist 10	207	47	22.71%	46	0
Haddonfield Mail-In Ballot	0	21	0.00%	20	0
Haddonfield Provisional	0	2	0.00%	2	0
Haddonfield Mail-In Ballot Rejected	0	0	0.00%	0	0
Haddonfield Provisional Rejected	0	0	0.00%	0	0
Haddonfield Emergency Ballots	0	0	0.00%	0	0
<b>Totals - Haddonfield</b>	<b>2225</b>	<b>355</b>	<b>15.96%</b>	<b>324</b>	<b>0</b>
Haddon Heights Dist 1	160	19	11.88%	17	0
Haddon Heights Dist 2	106	19	17.92%	15	0
Haddon Heights Dist 3	262	49	18.70%	43	1
Haddon Heights Dist 4	151	32	21.19%	28	0
Haddon Heights Dist 5	188	33	17.55%	31	0



Camden County  
 Primary Election  
 June 5, 2012

Official Results

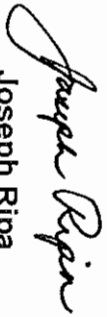
  
 Joseph Ripa  
 Camden County Clerk

REPUBLICAN SHERIFF  
 Vote for 1

	Registered Voters	Ballots Cast	% Turnout	Christine Leone-Zwillinger	Write-In
Haddon Heights Dist 6	216	36	16.67%	31	0
Haddon Heights Dist 7	221	32	14.48%	30	0
Haddon Heights Mail-In Ballot	0	19	0.00%	16	0
Haddon Heights Provisional	0	0	0.00%	0	0
Haddon Heights Mail-In Ballot Rejected	0	0	0.00%	0	0
Haddon Heights Provisional Rejected	0	0	0.00%	0	0
Haddon Heights Emergency Ballots	0	0	0.00%	0	0
<b>Totals - Haddon Heights</b>	<b>1304</b>	<b>239</b>	<b>18.33%</b>	<b>211</b>	<b>1</b>
Hi-Nella Dist 1	65	8	12.31%	8	0
Hi Nella Mail-In Ballot	0	1	0.00%	1	0
Hi Nella Provisional	0	0	0.00%	0	0
Hi Nella Mail-In Ballot Rejected	0	0	0.00%	0	0
Hi Nella Provisional Rejected	0	0	0.00%	0	0
Hi Nella Emergency Ballots	0	0	0.00%	0	0
<b>Totals - Hi-Nella</b>	<b>65</b>	<b>9</b>	<b>13.85%</b>	<b>9</b>	<b>0</b>
Laurel Springs Dist 1	131	34	25.95%	25	0
Laurel Springs Dist 2	165	23	13.94%	20	0
Laurel Springs Mail-In Ballot	0	2	0.00%	2	0
Laurel Springs Provisional	0	0	0.00%	0	0
Laurel Springs Mail-In Ballot Rejected	0	0	0.00%	0	0
Laurel Springs Provisional Rejected	0	0	0.00%	0	0
Laurel Springs Emergency Ballots	0	0	0.00%	0	0
<b>Totals - Laurel Springs</b>	<b>296</b>	<b>59</b>	<b>19.93%</b>	<b>47</b>	<b>0</b>
Lawnside Dist 1	54	2	3.70%	2	0
Lawnside Dist 2	41	6	14.63%	3	0
Lawnside Mail-In Ballot	0	1	0.00%	1	0
Lawnside Provisional	0	0	0.00%	0	0

Camden County  
 Primary Election  
 June 5, 2012

Official Results

  
 Joseph Ripa  
 Camden County Clerk

REPUBLICAN SHERIFF  
 Vote for 1

	Registered Voters	Ballots Cast	% Turnout	Christine Leone-Zwillinger	Write-In
Totals - Lawnside	95	9	9.47%	6	0
Lawnside Mail-In Ballot Rejected	0	0	0.00%	0	0
Lawnside Provisional Rejected	0	0	0.00%	0	0
Lawnside Emergency Ballots	0	0	0.00%	0	0
Lindenwold Dist 1	145	39	26.90%	36	0
Lindenwold Dist 2	117	20	17.09%	16	0
Lindenwold Dist 3	95	16	16.84%	12	0
Lindenwold Dist 4	134	16	11.94%	14	0
Lindenwold Dist 5	46	10	21.74%	9	0
Lindenwold Dist 6	64	9	14.06%	9	0
Lindenwold Dist 7	28	7	25.00%	6	0
Lindenwold Dist 8	67	5	7.46%	3	0
Lindenwold Dist 9	41	10	24.39%	9	0
Lindenwold Mail-In Ballot	0	10	0.00%	6	0
Lindenwold Provisional	0	0	0.00%	0	0
Lindenwold Mail-In Ballot Rejected	0	0	0.00%	0	0
Lindenwold Provisional Rejected	0	0	0.00%	0	0
Lindenwold Emergency Ballots	0	0	0.00%	0	0
Totals - Lindenwold	737	142	19.27%	120	0
Magnolia Dist 1	74	7	9.46%	7	0
Magnolia Dist 2	89	6	6.74%	6	0
Magnolia Dist 3	113	19	16.81%	16	0
Magnolia Dist 4	86	16	18.60%	15	0
Magnolia Mail-In Ballot	0	3	0.00%	3	0
Magnolia Provisional	0	0	0.00%	0	0
Magnolia Mail-In Ballot Rejected	0	0	0.00%	0	0
Magnolia Provisional Rejected	0	0	0.00%	0	0
Magnolia Emergency Ballots	0	0	0.00%	0	0

Camden County  
 Primary Election  
 June 5, 2012

Official Results

*Joseph Ripa*  
 Joseph Ripa  
 Camden County Clerk

REPUBLICAN SHERIFF  
 Vote for 1

	Registered Voters	Ballots Cast	% Turnout	Christine Leone-Zwillinger	Write-In
Totals - Magnolia	362	51	14.09%	47	0
Merchantville Dist 1	226	56	24.78%	46	0
Merchantville Dist 2	146	17	11.64%	14	0
Merchantville Dist 3	100	11	11.00%	9	0
Merchantville Mail-In Ballot	0	2	0.00%	1	0
Merchantville Provisional	0	0	0.00%	0	0
Merchantville Mail-In Ballot Rejected	0	0	0.00%	0	0
Merchantville Provisional Rejected	0	0	0.00%	0	0
Merchantville Emergency Ballots	0	0	0.00%	0	0
Totals - Merchantville	472	86	18.22%	70	0
Mt. Ephraim Dist 1	86	11	12.79%	9	0
Mt. Ephraim Dist 2	107	20	18.69%	20	0
Mt. Ephraim Dist 3	129	37	28.68%	31	1
Mt. Ephraim Dist 4	81	19	23.46%	13	0
Mt. Ephraim Mail-In Ballot	0	4	0.00%	4	0
Mt. Ephraim Provisional	0	2	0.00%	1	0
Mt. Ephraim Mail-In Ballot Rejected	0	0	0.00%	0	0
Mt. Ephraim Provisional Rejected	0	0	0.00%	0	0
Mt. Ephraim Emergency Ballots	0	0	0.00%	0	0
Totals - Mt. Ephraim	403	93	23.08%	78	1
Oaklyn Dist 1	95	19	20.00%	16	0
Oaklyn Dist 2	108	16	14.81%	14	0
Oaklyn Dist 3	106	25	23.58%	22	0
Oaklyn Dist 4	109	19	17.43%	17	0
Oaklyn Mail-In Ballot	0	5	0.00%	5	0
Oaklyn Provisional	0	0	0.00%	0	0
Oaklyn Mail-In Ballot Rejected	0	0	0.00%	0	0
Oaklyn Provisional Rejected	0	0	0.00%	0	0

Camden County  
 Primary Election  
 June 5, 2012

Official Results


*Joseph Ripa*  
 Joseph Ripa  
 Camden County Clerk

REPUBLICAN SHERIFF  
 Vote for 1

	Oaklyn Emergency Ballots	Totals - Oaklyn	Registered Voters	Ballots Cast	% Turnout	Christine Leone-Zwillinger	Write-In
Pennsauken Dist 1		77	48	14	18.18%	14	0
Pennsauken Dist 2		48	141	9	18.75%	8	0
Pennsauken Dist 3		141	90	24	17.02%	23	0
Pennsauken Dist 4		90	130	16	17.78%	11	0
Pennsauken Dist 5		130	155	20	15.38%	17	0
Pennsauken Dist 6		155	111	29	18.71%	26	0
Pennsauken Dist 7		111	111	23	20.72%	16	0
Pennsauken Dist 8		111	101	11	9.91%	11	0
Pennsauken Dist 9		101	94	16	15.84%	14	0
Pennsauken Dist 10		94	189	22	23.40%	20	0
Pennsauken Dist 11		189	67	9	11.64%	20	0
Pennsauken Dist 12		67	134	31	13.43%	8	0
Pennsauken Dist 13		134	69	13	23.13%	26	0
Pennsauken Dist 14		69	57	9	18.84%	11	0
Pennsauken Dist 15		57	27	5	15.79%	8	0
Pennsauken Dist 16		27	119	25	18.52%	0	1
Pennsauken Dist 17		119	147	33	21.01%	19	0
Pennsauken Dist 18		147	74	11	22.45%	29	0
Pennsauken Dist 19		74	19	1	14.86%	9	0
Pennsauken Dist 20		19	78	13	5.26%	1	0
Pennsauken Dist 21		78	101	26	16.67%	11	0
Pennsauken Dist 22		101	67	13	25.74%	19	0
Pennsauken Dist 23		67	13	4	19.40%	11	0
Pennsauken Dist 24		13	0	39	30.77%	2	0
Pennsauken Mail-In Ballot		0	0	0	0.00%	33	0
Pennsauken Provisional		0	0	0	0.00%	0	0
Pennsauken Mail-In Ballot Rejected		0	0	0	0.00%	0	0
Pennsauken Provisional Rejected		0	0	0	0.00%	0	0
Pennsauken Emergency Ballots		0	0	0	0.00%	0	0

Camden County  
 Primary Election  
 June 5, 2012

Official Results


  
 Joseph Ripa  
 Camden County Clerk

REPUBLICAN SHERIFF  
 Vote for 1

	Registered Voters	Ballots Cast	% Turnout	Christine Leone-Zwillinger	Write-In
Totals - Pennsauken	2219	438	19.74%	367	1
Pine Hill Dist 1	79	12	15.19%	11	0
Pine Hill Dist 2	128	9	7.03%	8	0
Pine Hill Dist 3	151	19	12.58%	16	0
Pine Hill Dist 4	91	14	15.38%	13	0
Pine Hill Dist 5	130	13	10.00%	12	0
Pine Hill Dist 6	60	4	6.67%	2	0
Pine Hill Mail-In Ballot	0	9	0.00%	8	0
Pine Hill Provisional	0	1	0.00%	1	0
Pine Hill Mail-In Ballot Rejected	0	0	0.00%	0	0
Pine Hill Provisional Rejected	0	0	0.00%	0	0
Pine Hill Emergency Ballots	0	0	0.00%	0	0
Totals - Pine Hill	639	81	12.68%	71	0
Pine Valley Dist 1	7	0	0.00%	0	0
Pine Valley Mail-In Ballot	0	8	0.00%	6	0
Pine Valley Provisional	0	0	0.00%	0	0
Pine Valley Mail-In Ballot Rejected	0	0	0.00%	0	0
Pine Valley Provisional Rejected	0	0	0.00%	0	0
Pine Valley Emergency Ballots	0	0	0.00%	0	0
Totals - Pine Valley	7	8	114.29%	6	0
Runnemede Dist 1	85	12	14.12%	9	0
Runnemede Dist 2	92	28	30.43%	22	0
Runnemede Dist 3	84	13	15.48%	12	1
Runnemede Dist 4	76	15	19.74%	11	1
Runnemede Dist 5	114	27	23.68%	22	1
Runnemede Dist 6	110	28	25.45%	24	0
Runnemede Mail-In Ballot	0	11	0.00%	11	0

Camden County  
 Primary Election  
 June 5, 2012

Official Results

  
 Joseph Ripa  
 Camden County Clerk

REPUBLICAN SHERIFF  
 Vote for 1

	Registered Voters	Ballots Cast	% Turnout	Christine Leone-Zwillinger	Write-In
Runnemedede Provisional	0	0	0.00%	0	0
Runnemedede Mail-In Ballot Rejected	0	0	0.00%	0	0
Runnemedede Provisional Rejected	0	0	0.00%	0	0
Runnemedede Emergency Ballots	0	0	0.00%	0	0
<b>Totals - Runnemedede</b>	<b>561</b>	<b>134</b>	<b>23.89%</b>	<b>111</b>	<b>3</b>
Somerdale Dist 1	126	19	15.08%	16	0
Somerdale Dist 2	91	8	8.79%	6	0
Somerdale Dist 3	35	7	20.00%	7	0
Somerdale Dist 4	65	13	20.00%	11	0
Somerdale Mail-In Ballot	0	2	0.00%	1	0
Somerdale Provisional	0	0	0.00%	0	0
Somerdale Mail-In Ballot Rejected	0	0	0.00%	0	0
Somerdale Provisional Rejected	0	0	0.00%	0	0
Somerdale Emergency Ballots	0	0	0.00%	0	0
<b>Totals - Somerdale</b>	<b>317</b>	<b>49</b>	<b>15.46%</b>	<b>41</b>	<b>0</b>
Stratford Dist 1	151	31	20.53%	28	0
Stratford Dist 2	162	27	16.67%	22	0
Stratford Dist 3	140	20	14.29%	16	0
Stratford Dist 4	232	45	19.40%	35	0
Stratford Dist 5	51	8	15.69%	4	0
Stratford Dist 6	177	17	9.60%	16	0
Stratford Mail-In Ballot	0	20	0.00%	13	1
Stratford Provisional	0	0	0.00%	0	0
Stratford Mail-In Ballot Rejected	0	0	0.00%	0	0
Stratford Provisional Rejected	0	0	0.00%	0	0
Stratford Emergency Ballots	0	0	0.00%	0	0
<b>Totals - Stratford</b>	<b>913</b>	<b>168</b>	<b>18.40%</b>	<b>134</b>	<b>1</b>

Camden County  
 Primary Election  
 June 5, 2012

Official Results

*Joseph Ripa*  
 Joseph Ripa  
 Camden County Clerk

REPUBLICAN SHERIFF  
 Vote for 1

	Registered Voters	Ballots Cast	% Turnout	Christine Leone-Zwillinger	Write-In
Tavistock Dist 1	5	0	0.00%	0	0
Tavistock Mail-In Ballot	0	2	0.00%	2	0
Tavistock Provisional	0	0	0.00%	0	0
Tavistock Mail-In Ballot Rejected	0	0	0.00%	0	0
Tavistock Provisional Rejected	0	0	0.00%	0	0
Tavistock Emergency Ballots	0	0	0.00%	0	0
<b>Totals - Tavistock</b>	<b>5</b>	<b>2</b>	<b>40.00%</b>	<b>2</b>	<b>0</b>
Voorhees Dist 1	184	25	13.59%	19	0
Voorhees Dist 2	204	34	16.67%	29	0
Voorhees Dist 3	102	17	16.67%	16	0
Voorhees Dist 4	114	17	14.91%	13	0
Voorhees Dist 5	136	20	14.71%	16	0
Voorhees Dist 6	247	25	10.12%	24	0
Voorhees Dist 7	161	22	13.66%	22	0
Voorhees Dist 8	185	14	7.57%	11	0
Voorhees Dist 9	224	21	9.38%	16	0
Voorhees Dist 10	140	20	14.29%	17	0
Voorhees Dist 11	243	32	13.17%	26	0
Voorhees Dist 12	152	22	14.47%	17	0
Voorhees Dist 13	162	17	10.49%	15	0
Voorhees Dist 14	103	15	14.56%	15	0
Voorhees Dist 15	201	23	11.44%	21	0
Voorhees Dist 16	148	16	10.81%	15	0
Voorhees Dist 17	136	27	19.85%	24	0
Voorhees Dist 18	101	13	12.87%	12	0
Voorhees Dist 19	148	16	10.81%	13	0
Voorhees Mail-In Ballot	0	57	0.00%	49	0
Voorhees Provisional	0	4	0.00%	4	0
Voorhees Mail-In Ballot Rejected	0	0	0.00%	0	0
Voorhees Provisional Rejected	0	0	0.00%	0	0
Voorhees Emergency Ballots	0	0	0.00%	0	0

Camden County  
 Primary Election  
 June 5, 2012

Official Results

  
 Joseph Ripa  
 Camden County Clerk


REPUBLICAN SHERIFF  
 Vote for 1

	Registered Voters	Ballots Cast	% Turnout	Christine Leone-Zwillinger	Write-In
Totals - Voorhees	3091	457	14.78%	394	0
Waterford Dist 1	206	20	9.71%	17	1
Waterford Dist 2	157	20	12.74%	15	0
Waterford Dist 3	201	33	16.42%	26	0
Waterford Dist 4	178	40	22.47%	31	0
Waterford Dist 5	159	13	8.18%	11	0
Waterford Dist 6	215	37	17.21%	29	0
Waterford Dist 7	229	38	16.59%	31	0
Waterford Dist 8	53	15	30.19%	13	0
Waterford Mail-In Ballot	0	17	0.00%	14	0
Waterford Provisional	0	0	0.00%	0	0
Waterford Mail-In Ballot Rejected	0	0	0.00%	0	0
Waterford Provisional Rejected	0	0	0.00%	0	0
Waterford Emergency Ballots	0	0	0.00%	0	0
Totals - Waterford	1398	234	16.74%	187	1
Winslow W1 D1	215	50	23.26%	45	0
Winslow W1 D2	212	28	13.21%	23	0
Winslow W1 D3	108	17	15.74%	15	1
Winslow W1 D4	302	33	10.93%	30	0
Winslow W1 D5	236	33	13.98%	29	0
Winslow Ward 1 Mail-In Ballot	0	17	0.00%	15	0
Winslow Ward 1 Provisional	0	0	0.00%	0	0
Winslow W1 Mail-In Ballot Rejected	0	0	0.00%	0	0
Winslow W1 Provisional Rejected	0	0	0.00%	0	0
Winslow W1 Emergency Ballots	0	0	0.00%	0	0
Totals - Winslow W1	1073	178	16.59%	157	1
Winslow W2 D1	196	26	13.27%	18	0



Camden County  
 Primary Election  
 June 5, 2012

Official Results

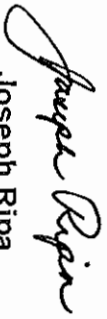
  
 Joseph Ripa  
 Camden County Clerk

REPUBLICAN SHERIFF  
 Vote for 1

	Registered Voters	Ballots Cast	% Turnout	Christine Leone-Zwillinger	Write-In
Winslow W2 D2	9	0	0.00%	0	0
Winslow W2 D3	318	63	19.81%	53	0
Winslow W2 D4	230	29	12.61%	22	1
Winslow W2 D5	108	26	24.07%	20	0
Winslow Ward 2 Mail-In Ballot	0	12	0.00%	11	0
Winslow Ward 2 Provisional	0	0	0.00%	0	0
Winslow W2 Mail-In Ballot Rejected	0	0	0.00%	0	0
Winslow W2 Provisional Rejected	0	0	0.00%	0	0
Winslow W2 Emergency Ballots	0	0	0.00%	0	0
<b>Totals - Winslow W2</b>	<b>861</b>	<b>156</b>	<b>18.12%</b>	<b>124</b>	<b>1</b>
Winslow W3 D1	67	7	10.45%	7	0
Winslow W3 D2	43	9	20.93%	6	0
Winslow W3 D3	130	20	15.38%	17	0
Winslow W3 D4	65	9	13.85%	8	0
Winslow Ward 3 Mail-In Ballot	0	6	0.00%	6	0
Winslow Ward 3 Provisional	0	1	0.00%	1	0
Winslow W3 Mail-In Ballot Rejected	0	0	0.00%	0	0
Winslow W3 Provisional Rejected	0	0	0.00%	0	0
Winslow W3 Emergency Ballots	0	0	0.00%	0	0
<b>Totals - Winslow W3</b>	<b>305</b>	<b>52</b>	<b>17.05%</b>	<b>45</b>	<b>0</b>
Winslow W4 D1	106	24	22.64%	21	0
Winslow W4 D2	139	13	9.35%	6	0
Winslow W4 D3	166	19	11.45%	15	1
Winslow W4 D4	165	23	13.94%	21	0
Winslow W4 D5	114	11	9.65%	11	0
Winslow Ward 4 Mail-In Ballot	0	11	0.00%	11	0
Winslow Ward 4 Provisional	0	0	0.00%	0	0
Winslow W4 Mail-In Ballot Rejected	0	0	0.00%	0	0
Winslow W4 Provisional Rejected	0	0	0.00%	0	0

Camden County  
 Primary Election  
 June 5, 2012

Official Results


  
 Joseph Ripa  
 Camden County Clerk

REPUBLICAN SHERIFF  
 Vote for 1

	Registered Voters	Ballots Cast	% Turnout	Christine Leone-Zwillinger	Write-In
Winslow W4 Emergency Ballots	0	0	0.00%	0	0
Totals - Winslow W4	690	101	14.64%	85	1
Totals - Winslow	2929	487	16.63%	411	3
Woodlynn Dist 1	56	11	19.64%	7	1
Woodlynn Dist 2	38	8	21.05%	7	0
Woodlynn Mail-In Ballot	0	0	0.00%	0	0
Woodlynn Provisional	0	0	0.00%	0	0
Woodlynn Mail-In Ballot Rejected	0	0	0.00%	0	0
Woodlynn Provisional Rejected	0	0	0.00%	0	0
Woodlynn Emergency Ballots	0	0	0.00%	0	0
Totals - Woodlynn	94	19	20.21%	14	1
Totals - Grand Totals	43237	7557	17.48%	6347	24

Camden County  
 Primary Election  
 June 5, 2012

Official Results

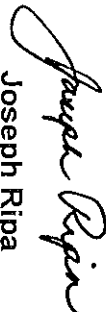
  
 Joseph Ripa  
 Camden County Clerk

REPUBLICAN BOARD OF CHOSEN FREEHOLDERS  
 Vote for 3

	Registered Voters	Ballots Cast	% Turnout	Diana Escobar-Wachter	Ian Gill	Eugene Lawrence	Write-In
Audubon Boro Dist 1	95	11	11.58%	10	10	10	0
Audubon Boro Dist 2	135	16	11.85%	14	14	14	0
Audubon Boro Dist 3	175	25	14.29%	21	20	20	0
Audubon Boro Dist 4	116	18	15.52%	17	17	17	0
Audubon Boro Dist 5	147	25	17.01%	20	17	18	0
Audubon Boro Dist 6	173	24	13.87%	20	20	20	0
Audubon Boro Dist 7	131	18	13.74%	15	14	13	0
Audubon Boro Dist 8	129	19	14.73%	18	18	18	0
Audubon Boro Mail-In Ballot	0	7	0.00%	4	4	4	0
Audubon Boro Provisional	0	0	0.00%	0	0	0	0
Audubon Boro Mail-In Ballot Rejected	0	0	0.00%	0	0	0	0
Audubon Boro Provisional Rejected	0	0	0.00%	0	0	0	0
Audubon Boro Emergency Ballots	0	0	0.00%	0	0	0	0
<b>Totals - Audubon Boro</b>	<b>1101</b>	<b>163</b>	<b>14.80%</b>	<b>139</b>	<b>134</b>	<b>134</b>	<b>0</b>
Audubon Park Dist 1	58	13	22.41%	8	7	7	0
Audubon Park Mail-In Ballot	0	0	0.00%	0	0	0	0
Audubon Park Provisional	0	0	0.00%	0	0	0	0
Audubon Park Mail-In Ballot Rejected	0	0	0.00%	0	0	0	0
Audubon Park Provisional Rejected	0	0	0.00%	0	0	0	0
Audubon Park Emergency Ballots	0	0	0.00%	0	0	0	0
<b>Totals - Audubon Park</b>	<b>58</b>	<b>13</b>	<b>22.41%</b>	<b>8</b>	<b>7</b>	<b>7</b>	<b>0</b>
Barrington Dist 1	205	30	14.63%	24	21	22	0
Barrington Dist 2	176	27	15.34%	25	22	22	0
Barrington Dist 3	189	33	17.46%	27	28	27	0
Barrington Dist 4	174	30	17.24%	23	21	21	0
Barrington Dist 5	120	20	16.67%	18	15	14	0
Barrington Mail-In Ballot	0	16	0.00%	12	12	12	0
Barrington Provisional	0	0	0.00%	0	0	0	0
Barrington Mail-In Ballot Rejected	0	0	0.00%	0	0	0	0

Camden County  
 Primary Election  
 June 5, 2012

Official Results


  
 Joseph Ripa  
 Camden County Clerk

REPUBLICAN BOARD OF CHOSEN FREEHOLDERS  
 Vote for 3

	Registered Voters	Ballots Cast	% Turnout	Diana Escobar-Wachter	Ian Gill	Eugene Lawrence	Write-In
Barrington Provisional Rejected	0	0	0.00%	0	0	0	0
Barrington Emergency Ballots	0	0	0.00%	0	0	0	0
<b>Totals - Barrington</b>	<b>864</b>	<b>156</b>	<b>18.06%</b>	<b>129</b>	<b>119</b>	<b>118</b>	<b>0</b>
Bellmawr Dist 1	160	44	27.50%	32	28	28	0
Bellmawr Dist 2	157	33	21.02%	29	23	24	0
Bellmawr Dist 3	119	30	25.21%	26	20	23	0
Bellmawr Dist 4	93	17	18.28%	14	15	14	0
Bellmawr Dist 5	116	23	19.83%	20	18	17	0
Bellmawr Dist 6	120	33	27.50%	24	24	23	0
Bellmawr Dist 7	92	21	22.83%	15	14	15	0
Bellmawr Mail-In Ballot	0	21	0.00%	14	16	16	0
Bellmawr Provisional	0	0	0.00%	0	0	0	0
Bellmawr Mail-In Ballot Rejected	0	0	0.00%	0	0	0	0
Bellmawr Provisional Rejected	0	0	0.00%	0	0	0	0
Bellmawr Emergency Ballots	0	0	0.00%	0	0	0	0
<b>Totals - Bellmawr</b>	<b>857</b>	<b>222</b>	<b>25.90%</b>	<b>174</b>	<b>158</b>	<b>160</b>	<b>0</b>
Berlin Boro Dist 1	158	26	16.46%	22	23	20	0
Berlin Boro Dist 2	282	55	19.50%	48	47	46	0
Berlin Boro Dist 3	209	35	16.75%	29	26	27	0
Berlin Boro Dist 4	242	38	15.70%	29	28	29	0
Berlin Boro Dist 5	118	21	17.80%	20	17	18	0
Berlin Boro Mail-In Ballot	0	11	0.00%	11	11	11	0
Berlin Boro Provisional	0	0	0.00%	0	0	0	0
Berlin Boro Mail-In Ballot Rejected	0	0	0.00%	0	0	0	0
Berlin Boro Provisional Rejected	0	0	0.00%	0	0	0	0
Berlin Boro Emergency Ballots	0	0	0.00%	0	0	0	0
<b>Totals - Berlin Boro</b>	<b>1009</b>	<b>186</b>	<b>18.43%</b>	<b>159</b>	<b>152</b>	<b>151</b>	<b>0</b>

Camden County  
 Primary Election  
 June 5, 2012

Official Results

  
 Joseph Ripa  
 Camden County Clerk

REPUBLICAN BOARD OF CHOSEN FREEHOLDERS  
 Vote for 3

	Registered Voters	Ballots Cast	% Turnout	Diana Escobar-Wachter	Ian Gill	Eugene Lawrence	Write-In
Berlin Twp Dist 1	110	8	7.27%	5	4	5	0
Berlin Twp Dist 2	58	5	8.62%	3	3	5	0
Berlin Twp Dist 3	62	11	17.74%	8	7	7	0
Berlin Twp Dist 4	153	22	14.38%	16	16	15	0
Berlin Twp Mail-In Ballot	0	3	0.00%	2	2	2	0
Berlin Twp Provisional	0	0	0.00%	0	0	0	0
Berlin Twp Mail-In Ballot Rejected	0	0	0.00%	0	0	0	0
Berlin Twp Provisional Rejected	0	0	0.00%	0	0	0	0
Berlin Twp Emergency Ballots	0	0	0.00%	0	0	0	0
<b>Totals - Berlin Twp</b>	<b>383</b>	<b>49</b>	<b>12.79%</b>	<b>34</b>	<b>32</b>	<b>34</b>	<b>0</b>
Brooklawn Dist 1	161	18	11.18%	13	12	12	0
Brooklawn Mail-In Ballot	0	0	0.00%	0	0	0	0
Brooklawn Provisional	0	0	0.00%	0	0	0	0
Brooklawn Mail-In Ballot Rejected	0	0	0.00%	0	0	0	0
Brooklawn Provisional Rejected	0	0	0.00%	0	0	0	0
Brooklawn Emergency Ballots	0	0	0.00%	0	0	0	0
<b>Totals - Brooklawn</b>	<b>161</b>	<b>18</b>	<b>11.18%</b>	<b>13</b>	<b>12</b>	<b>12</b>	<b>0</b>
Camden City W1 D1	10	3	30.00%	3	3	2	0
Camden City W1 D2	39	1	2.56%	1	1	1	0
Camden City W1 D3	21	6	28.57%	3	2	2	0
Camden City W1 D4	14	0	0.00%	0	0	0	0
Camden City W1 D5	34	4	11.76%	4	3	3	0
Camden City W1 D6	12	1	8.33%	1	0	0	0
Camden City W1 D7	14	0	0.00%	0	0	0	0
Camden City W1 D8	11	1	9.09%	1	0	0	0
Camden City W1 D9	34	3	8.82%	3	3	3	0
Camden City W1 D10	42	7	16.67%	7	6	6	0
Camden City Ward 1 Mail-In Ballot	0	5	0.00%	2	2	2	0
Camden City Ward 1 Provisional	0	0	0.00%	0	0	0	0

Camden County  
 Primary Election  
 June 5, 2012

Official Results

*Joseph Ripa*  
 Joseph Ripa  
 Camden County Clerk


REPUBLICAN BOARD OF CHOSEN FREEHOLDERS  
 Vote for 3

	Registered Voters	Ballots Cast	% Turnout	Diana Escobar-Wachter	Ian Gill	Eugene Lawrence	Write-In
Camden City W1 Mail-In Ballot Rejected	0	0	0.00%	0	0	0	0
Camden City W1 Provisional Rejected	0	0	0.00%	0	0	0	0
Camden City W1 Emergency Ballots	0	0	0.00%	0	0	0	0
<b>Totals - Camden City W1</b>	<b>231</b>	<b>31</b>	<b>13.42%</b>	<b>25</b>	<b>20</b>	<b>19</b>	<b>0</b>
Camden City W2 D1	14	5	35.71%	2	2	2	0
Camden City W2 D2	18	3	16.67%	1	1	1	0
Camden City W2 D3	17	1	5.88%	0	0	0	0
Camden City W2 D4	20	2	10.00%	2	2	2	0
Camden City W2 D5	17	3	17.65%	3	3	3	0
Camden City W2 D6	19	3	15.79%	2	1	0	0
Camden City W2 D7	24	2	8.33%	2	2	2	0
Camden City W2 D8	20	1	5.00%	0	0	0	0
Camden City W2 D9	17	3	17.65%	0	0	0	0
Camden City W2 D10	17	2	11.76%	0	0	0	0
Camden City W2 D11	10	0	0.00%	0	0	0	3
Camden City Ward 2 Mail-In Ballot	0	8	0.00%	6	6	7	0
Camden City Ward 2 Provisional	0	1	0.00%	1	1	1	0
Camden City W2 Mail-In Ballot Rejected	0	0	0.00%	0	0	0	0
Camden City W2 Provisional Rejected	0	0	0.00%	0	0	0	0
Camden City W2 Emergency Ballots	0	0	0.00%	0	0	0	0
<b>Totals - Camden City W2</b>	<b>193</b>	<b>34</b>	<b>17.62%</b>	<b>19</b>	<b>18</b>	<b>18</b>	<b>3</b>
Camden City W3 D1	29	6	20.69%	2	2	2	0
Camden City W3 D2	40	2	5.00%	1	0	0	0
Camden City W3 D3	25	4	16.00%	4	3	3	0
Camden City W3 D4	30	2	6.67%	1	2	1	0
Camden City W3 D5	17	2	11.76%	1	0	1	0
Camden City W3 D6	14	4	28.57%	3	3	3	0
Camden City W3 D7	27	4	14.81%	4	3	3	0
Camden City W3 D8	26	1	3.85%	0	0	0	0

Camden County  
 Primary Election  
 June 5, 2012

REPUBLICAN BOARD OF CHOSEN FREEHOLDERS

Official Results

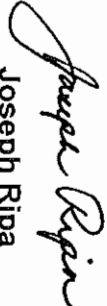
  
 Joseph Ripa  
 Camden County Clerk

Vote for 3

	Registered Voters	Ballots Cast	% Turnout	Diana Escobar-Wachter	Ian Gill	Eugene Lawrence	Write-In
Camden City W3 D9	24	1	4.17%	0	0	0	0
Camden City Ward 3 Mail-In Ballot	0	0	0.00%	0	0	0	0
Camden City Ward 3 Provisional	0	0	0.00%	0	0	0	0
Camden City W3 Mail-In Ballot Rejected	0	0	0.00%	0	0	0	0
Camden City W3 Provisional Rejected	0	0	0.00%	0	0	0	0
Camden City W3 Emergency Ballots	0	0	0.00%	0	0	0	0
<b>Totals - Camden City W3</b>	<b>232</b>	<b>26</b>	<b>11.21%</b>	<b>16</b>	<b>13</b>	<b>13</b>	<b>0</b>
Camden City W4 D1	21	7	33.33%	3	3	3	0
Camden City W4 D2	20	1	5.00%	0	0	0	0
Camden City W4 D3	30	4	13.33%	3	2	3	0
Camden City W4 D4	35	0	0.00%	0	0	0	0
Camden City W4 D5	6	0	0.00%	0	0	0	0
Camden City W4 D6	20	2	10.00%	1	1	1	0
Camden City W4 D7	41	3	7.32%	1	1	1	0
Camden City W4 D8	35	6	17.14%	3	3	3	0
Camden City W4 D9	23	1	4.35%	1	1	1	0
Camden City W4 D10	64	6	9.38%	4	3	4	0
Camden City Ward 4 Mail-In Ballot	0	1	0.00%	1	1	1	0
Camden City Ward 4 Provisional	0	0	0.00%	0	0	0	0
Camden City W4 Mail-In Ballot Rejected	0	0	0.00%	0	0	0	0
Camden City W4 Provisional Rejected	0	0	0.00%	0	0	0	0
Camden City W4 Emergency Ballots	0	0	0.00%	0	0	0	0
<b>Totals - Camden City W4</b>	<b>295</b>	<b>31</b>	<b>10.51%</b>	<b>17</b>	<b>15</b>	<b>17</b>	<b>0</b>
<b>Totals - Camden City</b>	<b>951</b>	<b>122</b>	<b>12.83%</b>	<b>77</b>	<b>66</b>	<b>67</b>	<b>3</b>
Cherry Hill Dist 1	210	39	18.57%	31	25	24	0
Cherry Hill Dist 2	149	19	12.75%	16	16	14	0
Cherry Hill Dist 3	187	38	20.32%	33	30	31	0
Cherry Hill Dist 4	206	35	16.99%	30	22	22	0

Camden County  
 Primary Election  
 June 5, 2012

Official Results

  
 Joseph Ripa  
 Camden County Clerk

REPUBLICAN BOARD OF CHOSEN FREEHOLDERS  
 Vote for 3

	Registered Voters	Ballots Cast	% Turnout	Diana Escobar-Wachter	Ian Gill	Eugene Lawrence	Write-In
Cherry Hill Dist 5	130	13	10.00%	9	8	9	1
Cherry Hill Dist 6	155	27	17.42%	25	23	21	0
Cherry Hill Dist 7	135	22	16.30%	20	20	19	0
Cherry Hill Dist 8	122	11	9.02%	10	9	9	0
Cherry Hill Dist 9	132	25	18.94%	23	17	15	0
Cherry Hill Dist 10	258	39	15.12%	33	26	28	0
Cherry Hill Dist 11	219	43	19.63%	38	34	35	0
Cherry Hill Dist 12	150	16	10.67%	12	11	10	0
Cherry Hill Dist 13	260	49	18.85%	43	41	41	0
Cherry Hill Dist 14	166	37	22.29%	34	26	28	0
Cherry Hill Dist 15	181	28	15.47%	24	21	21	0
Cherry Hill Dist 16	122	17	13.93%	15	13	13	0
Cherry Hill Dist 17	162	23	14.20%	21	21	21	0
Cherry Hill Dist 18	145	24	16.55%	22	18	17	2
Cherry Hill Dist 19	121	17	14.05%	15	14	14	0
Cherry Hill Dist 20	260	33	12.69%	29	23	22	0
Cherry Hill Dist 21	190	33	13.16%	20	20	21	0
Cherry Hill Dist 22	253	32	12.65%	27	27	27	0
Cherry Hill Dist 23	168	25	14.88%	18	16	18	3
Cherry Hill Dist 24	177	29	16.38%	24	21	21	0
Cherry Hill Dist 25	191	30	15.71%	26	22	22	0
Cherry Hill Dist 26	263	54	20.53%	47	46	44	0
Cherry Hill Dist 27	197	29	14.72%	26	22	23	0
Cherry Hill Dist 28	171	18	10.53%	15	14	14	0
Cherry Hill Dist 29	245	38	15.51%	29	25	26	0
Cherry Hill Dist 30	67	9	13.43%	7	6	6	0
Cherry Hill Dist 31	142	25	17.61%	20	16	16	0
Cherry Hill Dist 32	68	12	17.65%	9	8	8	0
Cherry Hill Dist 33	239	46	19.25%	37	31	33	0
Cherry Hill Dist 34	233	25	10.73%	23	22	23	0
Cherry Hill Dist 35	338	69	20.41%	57	50	52	0
Cherry Hill Dist 36	128	19	14.84%	18	16	16	0
Cherry Hill Dist 37	150	16	10.67%	16	14	15	0



Camden County  
 Primary Election  
 June 5, 2012

Official Results

  
 Joseph Ripa  
 Camden County Clerk

REPUBLICAN BOARD OF CHOSEN FREEHOLDERS

Vote for 3

	Registered Voters	Ballots Cast	% Turnout	Diana Escobar-Wachter	Ian Gill	Eugene Lawrence	Write-In
Cherry Hill Dist 38	84	14	16.67%	12	12	11	0
Cherry Hill Dist 39	145	18	12.41%	16	15	15	0
Cherry Hill Dist 40	183	29	15.85%	25	20	19	0
Cherry Hill Dist 41	178	27	15.17%	19	18	17	0
Cherry Hill Dist 42	160	31	19.38%	27	27	25	0
Cherry Hill Dist 43	197	19	9.64%	16	16	16	0
Cherry Hill Dist 44	155	15	9.68%	13	14	12	0
Cherry Hill Dist 45	255	43	16.86%	31	30	32	0
Cherry Hill Dist 46	201	25	12.44%	20	19	18	0
Cherry Hill Dist 47	93	9	9.68%	8	7	7	0
Cherry Hill Dist 48	33	1	3.03%	0	0	0	0
Cherry Hill Mail-In Ballot	0	174	0.00%	145	146	144	0
Cherry Hill Provisional	0	4	0.00%	3	2	2	0
Cherry Hill Mail-In Ballot Rejected	0	0	0.00%	0	0	0	0
Cherry Hill Provisional Rejected	0	0	0.00%	0	0	0	0
Cherry Hill Emergency Ballots	0	0	0.00%	0	0	0	0
<b>Totals - Cherry Hill</b>	<b>8374</b>	<b>1465</b>	<b>17.49%</b>	<b>1237</b>	<b>1120</b>	<b>1117</b>	<b>6</b>
Chesilhurst Dist 1	81	17	20.99%	12	9	8	0
Chesilhurst Mail-In Ballot	0	2	0.00%	2	2	2	0
Chesilhurst Provisional	0	0	0.00%	0	0	0	0
Chesilhurst Mail-In Ballot Rejected	0	0	0.00%	0	0	0	0
Chesilhurst Provisional Rejected	0	0	0.00%	0	0	0	0
Chesilhurst Emergency Ballots	0	0	0.00%	0	0	0	0
<b>Totals - Chesilhurst</b>	<b>81</b>	<b>19</b>	<b>23.46%</b>	<b>14</b>	<b>11</b>	<b>10</b>	<b>0</b>
Clementon Dist 1	131	29	22.14%	23	15	19	0
Clementon Dist 2	128	33	25.78%	22	17	21	0
Clementon Dist 3	145	17	11.72%	11	11	8	0
Clementon Mail-In Ballot	0	8	0.00%	5	4	5	0
Clementon Provisional	0	0	0.00%	0	0	0	0

Camden County  
 Primary Election  
 June 5, 2012

Official Results


*Joseph Ripa*  
 Joseph Ripa  
 Camden County Clerk

REPUBLICAN BOARD OF CHOSEN FREEHOLDERS  
 Vote for 3

	Registered Voters	Ballots Cast	% Turnout	Diana Escobar-Wachter	Ian Gill	Eugene Lawrence	Write-In
Clementon Mail-In Ballot Rejected	0	0	0.00%	0	0	0	0
Clementon Provisional Rejected	0	0	0.00%	0	0	0	0
Clementon Emergency Ballots	0	0	0.00%	0	0	0	0
<b>Totals - Clementon</b>	<b>404</b>	<b>87</b>	<b>21.53%</b>	<b>61</b>	<b>47</b>	<b>53</b>	<b>0</b>
Collingswood Dist 1	113	21	18.58%	18	16	17	0
Collingswood Dist 2	136	32	23.53%	20	21	20	0
Collingswood Dist 3	72	13	18.06%	9	9	9	0
Collingswood Dist 4	86	14	16.28%	11	8	8	0
Collingswood Dist 5	60	3	5.00%	2	2	3	0
Collingswood Dist 6	128	22	17.19%	17	15	14	0
Collingswood Dist 7	151	25	16.56%	18	16	16	0
Collingswood Dist 8	143	14	9.79%	10	10	10	0
Collingswood Dist 9	129	18	13.95%	15	12	12	0
Collingswood Dist 10	122	27	22.13%	23	22	19	0
Collingswood Dist 11	120	26	21.67%	21	22	21	0
Collingswood Dist 12	94	22	23.40%	18	15	18	0
Collingswood Mail-In Ballot	0	18	0.00%	17	16	17	0
Collingswood Provisional	0	0	0.00%	0	0	0	0
Collingswood Mail-In Ballot Rejected	0	0	0.00%	0	0	0	0
Collingswood Provisional Rejected	0	0	0.00%	0	0	0	0
Collingswood Emergency Ballots	0	0	0.00%	0	0	0	0
<b>Totals - Collingswood</b>	<b>1354</b>	<b>255</b>	<b>18.83%</b>	<b>199</b>	<b>184</b>	<b>184</b>	<b>0</b>
Gibbsboro Dist 1	207	20	9.66%	19	17	17	0
Gibbsboro Dist 2	138	23	16.67%	19	15	15	0
Gibbsboro Mail-In Ballot	0	5	0.00%	2	3	3	0
Gibbsboro Provisional	0	0	0.00%	0	0	0	0
Gibbsboro Mail-In Ballot Rejected	0	0	0.00%	0	0	0	0
Gibbsboro Provisional Rejected	0	0	0.00%	0	0	0	0
Gibbsboro Emergency Ballots	0	0	0.00%	0	0	0	0

Camden County  
 Primary Election  
 June 5, 2012

Official Results

  
 Joseph Ripa  
 Camden County Clerk

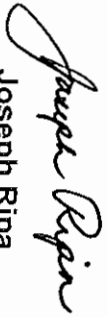
REPUBLICAN BOARD OF CHOSEN FREEHOLDERS

Vote for 3

	Registered Voters	Ballots Cast	% Turnout	Diana Escobar-Wachter	Ian Gill	Eugene Lawrence	Write-In
<b>Totals - Gibbsboro</b>	345	48	13.91%	40	35	35	0
Gloucester City W1 D1	38	10	26.32%	8	8	8	0
Gloucester City W1 D2	48	10	20.83%	8	7	9	0
Gloucester City W1 D3	54	13	24.07%	11	11	11	0
Gloucester City W1 D4	71	18	25.35%	12	11	11	0
Gloucester City Ward 1 Mail-In Ballot	0	2	0.00%	0	0	0	0
Gloucester City Ward 1 Provisional	0	0	0.00%	0	0	0	0
Gloucester City W1 Mail-In Ballot Rejected	0	0	0.00%	0	0	0	0
Gloucester City W1 Provisional Rejected	0	0	0.00%	0	0	0	0
Gloucester City W1 Emergency Ballots	0	0	0.00%	0	0	0	0
<b>Totals - Gloucester City W1</b>	211	53	25.12%	39	37	39	0
Gloucester City W2 D1	73	19	26.03%	13	13	15	0
Gloucester City W2 D2	83	10	12.05%	7	8	9	1
Gloucester City W2 D3	127	22	17.32%	17	15	16	0
Gloucester City Ward 2 Mail-In Ballot	0	4	0.00%	2	1	1	0
Gloucester City Ward 2 Provisional	0	0	0.00%	0	0	0	0
Gloucester City W2 Mail-In Ballot Rejected	0	0	0.00%	0	0	0	0
Gloucester City W2 Provisional Rejected	0	0	0.00%	0	0	0	0
Gloucester City W2 Emergency Ballots	0	0	0.00%	0	0	0	0
<b>Totals - Gloucester City W2</b>	283	55	19.43%	39	37	41	1
Gloucester City W3 D1	90	22	24.44%	10	13	11	0
Gloucester City W3 D2	101	18	17.82%	13	13	14	0
Gloucester City Ward 3 Mail-In Ballot	0	3	0.00%	2	2	2	0
Gloucester City Ward 3 Provisional	0	0	0.00%	0	0	0	0
Gloucester City W3 Mail-In Ballot Rejected	0	0	0.00%	0	0	0	0
Gloucester City W3 Provisional Rejected	0	0	0.00%	0	0	0	0
Gloucester City W3 Emergency Ballots	0	0	0.00%	0	0	0	0

Camden County  
 Primary Election  
 June 5, 2012

Official Results

  
 Joseph Ripa  
 Camden County Clerk

REPUBLICAN BOARD OF CHOSEN FREEHOLDERS

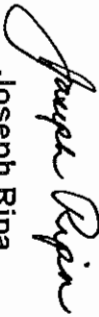
Vote for 3

	Registered Voters	Ballots Cast	% Turnout	Diana Escobar-Wachter	Ian Gill	Eugene Lawrence	Write-In
Totals - Gloucester City W3	191	43	22.51%	25	28	27	0
Totals - Gloucester City	685	151	22.04%	103	102	107	1
Gloucester Twp Dist 1	109	18	16.51%	14	12	11	0
Gloucester Twp Dist 2	95	20	21.05%	18	17	17	0
Gloucester Twp Dist 3	136	14	10.29%	9	10	10	1
Gloucester Twp Dist 4	197	32	16.24%	24	22	24	0
Gloucester Twp Dist 5	158	15	9.49%	12	9	9	0
Gloucester Twp Dist 6	234	30	12.82%	28	27	27	0
Gloucester Twp Dist 7	190	32	16.84%	20	18	21	0
Gloucester Twp Dist 8	115	12	10.43%	12	10	9	0
Gloucester Twp Dist 9	216	27	12.50%	26	24	24	0
Gloucester Twp Dist 10	165	29	17.58%	24	19	20	0
Gloucester Twp Dist 11	207	47	22.71%	37	32	32	0
Gloucester Twp Dist 12	193	28	14.51%	24	25	24	0
Gloucester Twp Dist 13	147	26	17.69%	20	18	18	0
Gloucester Twp Dist 14	98	13	13.27%	13	12	12	0
Gloucester Twp Dist 15	216	32	14.81%	28	27	26	0
Gloucester Twp Dist 16	215	38	17.67%	34	30	31	0
Gloucester Twp Dist 17	215	36	16.74%	22	22	21	0
Gloucester Twp Dist 18	150	32	21.33%	25	22	23	0
Gloucester Twp Dist 19	174	19	10.92%	19	17	17	0
Gloucester Twp Dist 20	141	20	14.18%	15	13	18	0
Gloucester Twp Dist 21	116	20	17.24%	17	16	15	0
Gloucester Twp Dist 22	109	14	12.84%	10	8	8	0
Gloucester Twp Dist 23	140	12	8.57%	8	6	6	0
Gloucester Twp Dist 24	184	28	15.22%	25	22	24	0
Gloucester Twp Dist 25	185	27	14.59%	20	15	15	0
Gloucester Twp Dist 26	159	20	12.58%	14	11	12	0
Gloucester Twp Dist 27	184	41	22.28%	37	37	37	0
Gloucester Twp Dist 28	122	17	13.93%	13	12	12	0

Camden County  
 Primary Election  
 June 5, 2012

REPUBLICAN BOARD OF CHOSEN FREEHOLDERS

Official Results

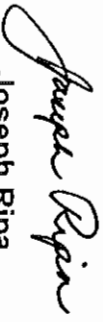
  
 Joseph Ripa  
 Camden County Clerk

Vote for 3

	Registered Voters	Ballots Cast	% Turnout	Diana Escobar-Wachter	Ian Gill	Eugene Lawrence	Write-In
Gloucester Twp Dist 29	163	18	11.04%	13	11	10	0
Gloucester Twp Dist 30	215	28	13.02%	23	19	20	0
Gloucester Twp Dist 31	135	20	14.81%	17	14	14	1
Gloucester Twp Dist 32	180	36	20.00%	29	25	25	0
Gloucester Twp Dist 33	102	17	16.67%	13	12	11	0
Gloucester Twp Dist 34	109	26	23.85%	18	13	13	0
Gloucester Twp Dist 35	123	17	13.82%	13	13	14	0
Gloucester Twp Dist 36	135	20	14.81%	11	11	12	0
Gloucester Twp Dist 37	20	1	5.00%	0	0	0	0
Gloucester Twp Dist 38	78	13	16.67%	9	9	11	0
Gloucester Twp Dist 39	83	10	12.05%	7	6	7	2
Gloucester Twp Dist 40	125	11	8.80%	7	8	6	0
Gloucester Twp Mail-In Ballot	0	101	0.00%	84	80	84	0
Gloucester Twp Provisional	0	3	0.00%	1	1	1	0
Gloucester Twp Mail-In Ballot Rejected	0	0	0.00%	0	0	0	0
Gloucester Twp Provisional Rejected	0	0	0.00%	0	0	0	0
Gloucester Twp Emergency Ballots	0	0	0.00%	0	0	0	0
<b>Totals - Gloucester Twp</b>	<b>6038</b>	<b>1020</b>	<b>16.89%</b>	<b>813</b>	<b>735</b>	<b>751</b>	<b>4</b>
Haddon Twp Dist 1	136	16	11.76%	15	14	13	1
Haddon Twp Dist 2	101	12	11.88%	10	9	8	0
Haddon Twp Dist 3	188	22	11.70%	17	12	14	0
Haddon Twp Dist 4	106	22	20.75%	20	18	17	0
Haddon Twp Dist 5	70	13	18.57%	12	12	12	0
Haddon Twp Dist 6	100	20	20.00%	14	12	11	0
Haddon Twp Dist 7	112	20	17.86%	17	16	15	0
Haddon Twp Dist 8	128	20	15.63%	18	18	17	0
Haddon Twp Dist 9	89	13	14.61%	11	9	9	0
Haddon Twp Dist 10	133	33	24.81%	30	26	25	0
Haddon Twp Dist 11	168	37	22.02%	28	26	26	0
Haddon Twp Dist 12	294	45	15.31%	40	35	35	0
Haddon Twp Dist 13	122	15	12.30%	11	8	9	0

Camden County  
 Primary Election  
 June 5, 2012

Official Results

  
 Joseph Ripa  
 Camden County Clerk

REPUBLICAN BOARD OF CHOSEN FREEHOLDERS  
 Vote for 3

	Registered Voters	Ballots Cast	% Turnout	Diana Escobar-Wachter	Ian Gill	Eugene Lawrence	Write-In
Haddon Twp Dist 14	129	20	15.50%	15	15	17	0
Haddon Twp Dist 15	146	35	23.97%	29	24	24	0
Haddon Twp Mail-In Ballot	0	34	0.00%	31	31	29	0
Haddon Twp Provisional	0	2	0.00%	2	2	2	0
Haddon Twp Mail-In Ballot Rejected	0	0	0.00%	0	0	0	0
Haddon Twp Provisional Rejected	0	0	0.00%	0	0	0	0
Haddon Twp Emergency Ballots	0	0	0.00%	0	0	0	0
<b>Totals - Haddon Twp</b>	<b>2022</b>	<b>379</b>	<b>18.74%</b>	<b>320</b>	<b>287</b>	<b>283</b>	<b>1</b>
Haddonfield Dist 1	274	42	15.33%	36	30	31	0
Haddonfield Dist 2	240	23	9.58%	21	19	19	0
Haddonfield Dist 3	165	33	20.00%	27	27	26	0
Haddonfield Dist 4	259	40	15.44%	36	34	33	0
Haddonfield Dist 5	195	29	14.87%	26	22	22	0
Haddonfield Dist 6	247	29	11.74%	25	25	24	0
Haddonfield Dist 7	200	26	13.00%	24	23	23	0
Haddonfield Dist 8	203	27	13.30%	24	19	20	0
Haddonfield Dist 9	235	36	15.32%	31	29	29	0
Haddonfield Dist 10	207	47	22.71%	45	41	41	0
Haddonfield Mail-In Ballot	0	21	0.00%	19	18	19	0
Haddonfield Provisional	0	2	0.00%	2	2	2	0
Haddonfield Mail-In Ballot Rejected	0	0	0.00%	0	0	0	0
Haddonfield Provisional Rejected	0	0	0.00%	0	0	0	0
Haddonfield Emergency Ballots	0	0	0.00%	0	0	0	0
<b>Totals - Haddonfield</b>	<b>2225</b>	<b>355</b>	<b>15.96%</b>	<b>316</b>	<b>289</b>	<b>289</b>	<b>0</b>
Haddon Heights Dist 1	160	19	11.88%	18	16	17	0
Haddon Heights Dist 2	106	19	17.92%	14	13	14	0
Haddon Heights Dist 3	262	49	18.70%	37	39	38	3
Haddon Heights Dist 4	151	32	21.19%	26	23	23	0
Haddon Heights Dist 5	188	33	17.55%	31	30	30	0

Camden County  
 Primary Election  
 June 5, 2012

Official Results

  
 Joseph Ripa  
 Camden County Clerk

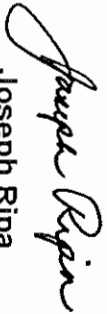
REPUBLICAN BOARD OF CHOSEN FREEHOLDERS

Vote for 3

	Registered Voters	Ballots Cast	% Turnout	Diana Escobar-Wachter	Ian Gill	Eugene Lawrence	Write-In
Haddon Heights Dist 6	216	36	16.67%	28	28	27	0
Haddon Heights Dist 7	221	32	14.48%	27	25	25	0
Haddon Heights Mail-In Ballot	0	19	0.00%	16	16	16	0
Haddon Heights Provisional	0	0	0.00%	0	0	0	0
Haddon Heights Mail-In Ballot Rejected	0	0	0.00%	0	0	0	0
Haddon Heights Provisional Rejected	0	0	0.00%	0	0	0	0
Haddon Heights Emergency Ballots	0	0	0.00%	0	0	0	0
<b>Totals - Haddon Heights</b>	<b>1304</b>	<b>239</b>	<b>18.33%</b>	<b>197</b>	<b>190</b>	<b>190</b>	<b>3</b>
Hi-Nella Dist 1	65	8	12.31%	8	8	8	0
Hi Nella Mail-In Ballot	0	1	0.00%	1	1	1	0
Hi Nella Provisional	0	0	0.00%	0	0	0	0
Hi Nella Mail-In Ballot Rejected	0	0	0.00%	0	0	0	0
Hi Nella Provisional Rejected	0	0	0.00%	0	0	0	0
Hi Nella Emergency Ballots	0	0	0.00%	0	0	0	0
<b>Totals - Hi-Nella</b>	<b>65</b>	<b>9</b>	<b>13.85%</b>	<b>9</b>	<b>9</b>	<b>9</b>	<b>0</b>
Laurel Springs Dist 1	131	34	25.95%	25	20	22	0
Laurel Springs Dist 2	165	23	13.94%	19	19	17	0
Laurel Springs Mail-In Ballot	0	2	0.00%	2	2	2	0
Laurel Springs Provisional	0	0	0.00%	0	0	0	0
Laurel Springs Mail-In Ballot Rejected	0	0	0.00%	0	0	0	0
Laurel Springs Provisional Rejected	0	0	0.00%	0	0	0	0
Laurel Springs Emergency Ballots	0	0	0.00%	0	0	0	0
<b>Totals - Laurel Springs</b>	<b>296</b>	<b>59</b>	<b>19.93%</b>	<b>46</b>	<b>41</b>	<b>41</b>	<b>0</b>
Lawnside Dist 1	54	2	3.70%	1	1	0	0
Lawnside Dist 2	41	6	14.63%	3	3	4	0
Lawnside Mail-In Ballot	0	1	0.00%	1	1	1	0
Lawnside Provisional	0	0	0.00%	0	0	0	0

Camden County  
 Primary Election  
 June 5, 2012

Official Results

  
 Joseph Ripa  
 Camden County Clerk

REPUBLICAN BOARD OF CHOSEN FREEHOLDERS


Vote for 3

	Registered Voters	Ballots Cast	% Turnout	Diana Escobar-Wachter	Ian Gill	Eugene Lawrence	Write-In
Lawnside Mail-In Ballot Rejected	0	0	0.00%	0	0	0	0
Lawnside Provisional Rejected	0	0	0.00%	0	0	0	0
Lawnside Emergency Ballots	0	0	0.00%	0	0	0	0
<b>Totals - Lawnside</b>	<b>95</b>	<b>9</b>	<b>9.47%</b>	<b>5</b>	<b>5</b>	<b>5</b>	<b>0</b>
Lindenwold Dist 1	145	39	26.90%	35	27	27	1
Lindenwold Dist 2	117	20	17.09%	16	15	15	0
Lindenwold Dist 3	95	16	16.84%	13	10	9	0
Lindenwold Dist 4	134	16	11.94%	13	12	13	0
Lindenwold Dist 5	46	10	21.74%	9	9	9	0
Lindenwold Dist 6	64	9	14.06%	7	8	7	0
Lindenwold Dist 7	28	7	25.00%	6	6	5	0
Lindenwold Dist 8	67	5	7.46%	3	3	3	0
Lindenwold Dist 9	41	10	24.39%	9	9	8	0
Lindenwold Mail-In Ballot	0	10	0.00%	6	6	6	6
Lindenwold Provisional	0	0	0.00%	0	0	0	0
Lindenwold Mail-In Ballot Rejected	0	0	0.00%	0	0	0	0
Lindenwold Provisional Rejected	0	0	0.00%	0	0	0	0
Lindenwold Emergency Ballots	0	0	0.00%	0	0	0	0
<b>Totals - Lindenwold</b>	<b>737</b>	<b>142</b>	<b>19.27%</b>	<b>117</b>	<b>105</b>	<b>102</b>	<b>7</b>
Magnolia Dist 1	74	7	9.46%	6	5	6	0
Magnolia Dist 2	89	6	6.74%	5	6	5	0
Magnolia Dist 3	113	19	16.81%	15	15	13	0
Magnolia Dist 4	86	16	18.60%	14	13	13	0
Magnolia Mail-In Ballot	0	3	0.00%	3	3	3	0
Magnolia Provisional	0	0	0.00%	0	0	0	0
Magnolia Mail-In Ballot Rejected	0	0	0.00%	0	0	0	0
Magnolia Provisional Rejected	0	0	0.00%	0	0	0	0
Magnolia Emergency Ballots	0	0	0.00%	0	0	0	0



Camden County  
 Primary Election  
 June 5, 2012

Official Results

  
 Joseph Ripa  
 Camden County Clerk

REPUBLICAN BOARD OF CHOSEN FREEHOLDERS  
 Vote for 3

	Registered Voters	Ballots Cast	% Turnout	Diana Escobar-Wachter	Ian Gill	Eugene Lawrence	Write-In
Totals - Magnolia	362	51	14.09%	43	42	40	0
Merchantville Dist 1	226	56	24.78%	46	37	38	0
Merchantville Dist 2	146	17	11.64%	12	14	12	0
Merchantville Dist 3	100	11	11.00%	8	9	9	0
Merchantville Mail-In Ballot	0	2	0.00%	1	1	1	0
Merchantville Provisional	0	0	0.00%	0	0	0	0
Merchantville Mail-In Ballot Rejected	0	0	0.00%	0	0	0	0
Merchantville Provisional Rejected	0	0	0.00%	0	0	0	0
Merchantville Emergency Ballots	0	0	0.00%	0	0	0	0
Totals - Merchantville	472	86	18.22%	67	61	60	0
Mt. Ephraim Dist 1	86	11	12.79%	9	7	8	0
Mt. Ephraim Dist 2	107	20	18.69%	19	18	18	0
Mt. Ephraim Dist 3	129	37	28.68%	28	30	29	0
Mt. Ephraim Dist 4	81	19	23.46%	12	13	12	0
Mt. Ephraim Mail-In Ballot	0	4	0.00%	4	4	4	0
Mt. Ephraim Provisional	0	2	0.00%	1	1	1	0
Mt. Ephraim Mail-In Ballot Rejected	0	0	0.00%	0	0	0	0
Mt. Ephraim Provisional Rejected	0	0	0.00%	0	0	0	0
Mt. Ephraim Emergency Ballots	0	0	0.00%	0	0	0	0
Totals - Mt. Ephraim	403	93	23.08%	73	73	72	0
Oaklyn Dist 1	95	19	20.00%	14	13	14	0
Oaklyn Dist 2	108	16	14.81%	13	10	11	0
Oaklyn Dist 3	106	25	23.58%	22	20	20	0
Oaklyn Dist 4	109	19	17.43%	16	15	15	0
Oaklyn Mail-In Ballot	0	5	0.00%	5	5	5	0
Oaklyn Provisional	0	0	0.00%	0	0	0	0
Oaklyn Mail-In Ballot Rejected	0	0	0.00%	0	0	0	0
Oaklyn Provisional Rejected	0	0	0.00%	0	0	0	0

Camden County  
 Primary Election  
 June 5, 2012

Official Results


*Joseph Ripa*  
 Joseph Ripa  
 Camden County Clerk

REPUBLICAN BOARD OF CHOSEN FREEHOLDERS  
 Vote for 3

	Registered Voters	Ballots Cast	% Turnout	Diana Escobar-Wachter	Ian Gill	Eugene Lawrence	Write-In
Oaklyn Emergency Ballots	0	0	0.00%	0	0	0	0
Totals - Oaklyn	418	84	20.10%	70	63	65	0
Pennsauken Dist 1	77	14	18.18%	13	12	12	0
Pennsauken Dist 2	48	9	18.75%	7	5	6	0
Pennsauken Dist 3	141	24	17.02%	21	19	18	0
Pennsauken Dist 4	90	16	17.78%	10	11	11	0
Pennsauken Dist 5	130	20	15.38%	17	13	13	0
Pennsauken Dist 6	155	29	18.71%	26	24	22	0
Pennsauken Dist 7	111	23	20.72%	16	16	17	0
Pennsauken Dist 8	111	11	9.91%	11	8	8	0
Pennsauken Dist 9	101	16	15.84%	14	14	14	0
Pennsauken Dist 10	94	22	23.40%	18	18	19	0
Pennsauken Dist 11	189	22	11.64%	19	19	20	0
Pennsauken Dist 12	67	9	13.43%	8	7	8	0
Pennsauken Dist 13	134	31	23.13%	23	24	20	0
Pennsauken Dist 14	69	13	18.84%	11	11	11	0
Pennsauken Dist 15	57	9	15.79%	7	7	8	0
Pennsauken Dist 16	27	5	18.52%	0	0	1	1
Pennsauken Dist 17	119	25	21.01%	19	19	19	0
Pennsauken Dist 18	147	33	22.45%	29	26	27	0
Pennsauken Dist 19	74	11	14.86%	9	8	9	0
Pennsauken Dist 20	19	1	5.26%	1	1	1	0
Pennsauken Dist 21	78	13	16.67%	11	11	11	0
Pennsauken Dist 22	101	26	25.74%	19	17	18	0
Pennsauken Dist 23	67	13	19.40%	12	11	11	0
Pennsauken Dist 24	13	4	30.77%	1	2	1	0
Pennsauken Mail-In Ballot	0	39	0.00%	32	34	34	0
Pennsauken Provisional	0	0	0.00%	0	0	0	0
Pennsauken Mail-In Ballot Rejected	0	0	0.00%	0	0	0	0
Pennsauken Provisional Rejected	0	0	0.00%	0	0	0	0
Pennsauken Emergency Ballots	0	0	0.00%	0	0	0	0

Camden County  
 Primary Election  
 June 5, 2012


Official Results

  
 Joseph Ripa  
 Camden County Clerk

REPUBLICAN BOARD OF CHOSEN FREEHOLDERS  
 Vote for 3

	Registered Voters	Ballots Cast	% Turnout	Diana Escobar-Wachter	Ian Gill	Eugene Lawrence	Write-In
Totals - Pennsauken	2219	438	19.74%	354	337	339	1
Pine Hill Dist 1	79	12	15.19%	11	10	10	0
Pine Hill Dist 2	128	9	7.03%	8	8	8	0
Pine Hill Dist 3	151	19	12.58%	16	15	14	0
Pine Hill Dist 4	91	14	15.38%	12	13	11	0
Pine Hill Dist 5	130	13	10.00%	12	11	12	0
Pine Hill Dist 6	60	4	6.67%	2	2	2	0
Pine Hill Mail-In Ballot	0	9	0.00%	7	5	7	0
Pine Hill Provisional	0	1	0.00%	1	1	1	0
Pine Hill Mail-In Ballot Rejected	0	0	0.00%	0	0	0	0
Pine Hill Provisional Rejected	0	0	0.00%	0	0	0	0
Pine Hill Emergency Ballots	0	0	0.00%	0	0	0	0
Totals - Pine Hill	639	81	12.68%	69	65	65	0
Pine Valley Dist 1	7	0	0.00%	0	0	0	0
Pine Valley Mail-In Ballot	0	8	0.00%	5	5	4	0
Pine Valley Provisional	0	0	0.00%	0	0	0	0
Pine Valley Mail-In Ballot Rejected	0	0	0.00%	0	0	0	0
Pine Valley Provisional Rejected	0	0	0.00%	0	0	0	0
Pine Valley Emergency Ballots	0	0	0.00%	0	0	0	0
Totals - Pine Valley	7	8	114.29%	5	5	4	0
Runnemede Dist 1	85	12	14.12%	9	9	9	0
Runnemede Dist 2	92	28	30.43%	22	20	21	0
Runnemede Dist 3	84	13	15.48%	10	11	12	0
Runnemede Dist 4	76	15	19.74%	10	9	10	0
Runnemede Dist 5	114	27	23.68%	21	18	17	4
Runnemede Dist 6	110	28	25.45%	23	20	21	0
Runnemede Mail-In Ballot	0	11	0.00%	11	11	11	0

Camden County  
 Primary Election  
 June 5, 2012  
 Official Results

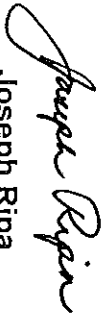
  
 Joseph Ripa  
 Camden County Clerk

REPUBLICAN BOARD OF CHOSEN FREEHOLDERS  
 Vote for 3

	Registered Voters	Ballots Cast	% Turnout	Diana Escobar-Wachter	Ian Gill	Eugene Lawrence	Write-In
Runnemedede Provisional	0	0	0.00%	0	0	0	0
Runnemedede Mail-In Ballot Rejected	0	0	0.00%	0	0	0	0
Runnemedede Provisional Rejected	0	0	0.00%	0	0	0	0
Runnemedede Emergency Ballots	0	0	0.00%	0	0	0	0
<b>Totals - Runnemedede</b>	<b>561</b>	<b>134</b>	<b>23.89%</b>	<b>106</b>	<b>98</b>	<b>101</b>	<b>4</b>
Somerdale Dist 1	126	19	15.08%	15	12	11	0
Somerdale Dist 2	91	8	8.79%	6	4	4	0
Somerdale Dist 3	35	7	20.00%	7	7	7	0
Somerdale Dist 4	65	13	20.00%	10	7	7	0
Somerdale Mail-In Ballot	0	2	0.00%	1	1	1	0
Somerdale Provisional	0	0	0.00%	0	0	0	0
Somerdale Mail-In Ballot Rejected	0	0	0.00%	0	0	0	0
Somerdale Provisional Rejected	0	0	0.00%	0	0	0	0
Somerdale Emergency Ballots	0	0	0.00%	0	0	0	0
<b>Totals - Somerdale</b>	<b>317</b>	<b>49</b>	<b>15.46%</b>	<b>39</b>	<b>31</b>	<b>30</b>	<b>0</b>
Stratford Dist 1	151	31	20.53%	28	26	25	0
Stratford Dist 2	162	27	16.67%	22	21	21	0
Stratford Dist 3	140	20	14.29%	15	16	16	0
Stratford Dist 4	232	45	19.40%	34	32	31	0
Stratford Dist 5	51	8	15.69%	3	3	3	0
Stratford Dist 6	177	17	9.60%	15	15	16	0
Stratford Mail-In Ballot	0	20	0.00%	14	14	14	3
Stratford Provisional	0	0	0.00%	0	0	0	0
Stratford Mail-In Ballot Rejected	0	0	0.00%	0	0	0	0
Stratford Provisional Rejected	0	0	0.00%	0	0	0	0
Stratford Emergency Ballots	0	0	0.00%	0	0	0	0
<b>Totals - Stratford</b>	<b>913</b>	<b>168</b>	<b>18.40%</b>	<b>131</b>	<b>127</b>	<b>126</b>	<b>3</b>

Camden County  
 Primary Election  
 June 5, 2012

Official Results

  
 Joseph Ripa  
 Camden County Clerk

REPUBLICAN BOARD OF CHOSEN FREEHOLDERS  
 Vote for 3

	Registered Voters	Ballots Cast	% Turnout	Diana Escobar-Wachter	Ian Gill	Eugene Lawrence	Write-In
Tavistock Dist 1	5	0	0.00%	0	0	0	0
Tavistock Mail-In Ballot	0	2	0.00%	2	2	2	0
Tavistock Provisional	0	0	0.00%	0	0	0	0
Tavistock Mail-In Ballot Rejected	0	0	0.00%	0	0	0	0
Tavistock Provisional Rejected	0	0	0.00%	0	0	0	0
Tavistock Emergency Ballots	0	0	0.00%	0	0	0	0
Totals - Tavistock	5	2	40.00%	2	2	2	0
Voorhees Dist 1	184	25	13.59%	17	18	16	0
Voorhees Dist 2	204	34	16.67%	22	23	21	0
Voorhees Dist 3	102	17	16.67%	16	16	15	0
Voorhees Dist 4	114	17	14.91%	12	10	9	0
Voorhees Dist 5	136	20	14.71%	16	16	16	0
Voorhees Dist 6	247	25	10.12%	22	22	23	0
Voorhees Dist 7	161	22	13.66%	22	21	22	0
Voorhees Dist 8	185	14	7.57%	11	11	11	0
Voorhees Dist 9	224	21	9.38%	16	16	16	0
Voorhees Dist 10	140	20	14.29%	17	16	15	0
Voorhees Dist 11	243	32	13.17%	25	24	25	0
Voorhees Dist 12	152	22	14.47%	17	15	15	0
Voorhees Dist 13	162	17	10.49%	13	12	12	0
Voorhees Dist 14	103	15	14.56%	14	12	14	0
Voorhees Dist 15	201	23	11.44%	21	18	18	0
Voorhees Dist 16	148	16	10.81%	15	15	15	0
Voorhees Dist 17	136	27	19.85%	24	21	21	0
Voorhees Dist 18	101	13	12.87%	12	10	10	0
Voorhees Dist 19	148	16	10.81%	12	12	12	0
Voorhees Mail-In Ballot	0	57	0.00%	46	49	49	0
Voorhees Provisional	0	4	0.00%	3	4	3	0
Voorhees Mail-In Ballot Rejected	0	0	0.00%	0	0	0	0
Voorhees Provisional Rejected	0	0	0.00%	0	0	0	0
Voorhees Emergency Ballots	0	0	0.00%	0	0	0	0

Camden County  
 Primary Election  
 June 5, 2012

Official Results

*Joseph Ripa*  
 Joseph Ripa  
 Camden County Clerk

REPUBLICAN BOARD OF CHOSEN FREEHOLDERS  
 Vote for 3

	Registered Voters	Ballots Cast	% Turnout	Diana Escobar-Wachter	Ian Gill	Eugene Lawrence	Write-In
Totals - Voorthees	3091	457	14.78%	373	361	358	0
Waterford Dist 1	206	20	9.71%	17	18	18	1
Waterford Dist 2	157	20	12.74%	13	14	13	0
Waterford Dist 3	201	33	16.42%	21	24	22	0
Waterford Dist 4	178	40	22.47%	29	30	29	0
Waterford Dist 5	159	13	8.18%	11	10	10	0
Waterford Dist 6	215	37	17.21%	26	25	26	0
Waterford Dist 7	229	38	16.59%	29	27	28	0
Waterford Dist 8	53	16	30.19%	12	14	13	0
Waterford Mail-In Ballot	0	17	0.00%	12	13	13	0
Waterford Provisional	0	0	0.00%	0	0	0	0
Waterford Mail-In Ballot Rejected	0	0	0.00%	0	0	0	0
Waterford Provisional Rejected	0	0	0.00%	0	0	0	0
Waterford Emergency Ballots	0	0	0.00%	0	0	0	0
Totals - Waterford	1398	234	16.74%	170	175	172	1
Winslow W1 D1	215	50	23.26%	41	39	37	0
Winslow W1 D2	212	28	13.21%	23	20	19	0
Winslow W1 D3	108	17	15.74%	13	14	12	1
Winslow W1 D4	302	33	10.93%	27	26	26	0
Winslow W1 D5	236	33	13.98%	24	22	22	0
Winslow Ward 1 Mail-In Ballot	0	17	0.00%	14	13	15	0
Winslow Ward 1 Provisional	0	0	0.00%	0	0	0	0
Winslow W1 Mail-In Ballot Rejected	0	0	0.00%	0	0	0	0
Winslow W1 Provisional Rejected	0	0	0.00%	0	0	0	0
Winslow W1 Emergency Ballots	0	0	0.00%	0	0	0	0
Totals - Winslow W1	1073	178	16.59%	142	134	131	1
Winslow W2 D1	196	26	13.27%	17	13	13	0

Camden County  
 Primary Election  
 June 5, 2012

Official Results

  
 Joseph Ripa  
 Camden County Clerk

REPUBLICAN BOARD OF CHOSEN FREEHOLDERS  
 Vote for 3

	Registered Voters	Ballots Cast	% Turnout	Diana Escobar-Wachter	Ian Gill	Eugene Lawrence	Write-In
Winslow W2 D2	9	0	0.00%	0	0	0	0
Winslow W2 D3	318	63	19.81%	49	43	45	0
Winslow W2 D4	230	29	12.61%	23	20	23	0
Winslow W2 D5	108	26	24.07%	19	21	20	0
Winslow Ward 2 Mail-In Ballot	0	12	0.00%	11	10	10	0
Winslow Ward 2 Provisional	0	0	0.00%	0	0	0	0
Winslow W2 Mail-In Ballot Rejected	0	0	0.00%	0	0	0	0
Winslow W2 Provisional Rejected	0	0	0.00%	0	0	0	0
Winslow W2 Emergency Ballots	0	0	0.00%	0	0	0	0
<b>Totals - Winslow W2</b>	<b>861</b>	<b>156</b>	<b>18.12%</b>	<b>119</b>	<b>107</b>	<b>111</b>	<b>0</b>
Winslow W3 D1	67	7	10.45%	6	6	7	0
Winslow W3 D2	43	9	20.93%	3	4	5	0
Winslow W3 D3	130	20	15.38%	17	13	12	0
Winslow W3 D4	65	9	13.85%	8	7	7	0
Winslow Ward 3 Mail-In Ballot	0	6	0.00%	6	6	5	0
Winslow Ward 3 Provisional	0	1	0.00%	1	1	1	0
Winslow W3 Mail-In Ballot Rejected	0	0	0.00%	0	0	0	0
Winslow W3 Provisional Rejected	0	0	0.00%	0	0	0	0
Winslow W3 Emergency Ballots	0	0	0.00%	0	0	0	0
<b>Totals - Winslow W3</b>	<b>305</b>	<b>52</b>	<b>17.05%</b>	<b>41</b>	<b>37</b>	<b>37</b>	<b>0</b>
Winslow W4 D1	106	24	22.64%	20	17	18	0
Winslow W4 D2	139	13	9.35%	6	5	5	0
Winslow W4 D3	166	19	11.45%	15	14	16	0
Winslow W4 D4	165	23	13.94%	20	20	19	0
Winslow W4 D5	114	11	9.65%	11	9	9	0
Winslow Ward 4 Mail-In Ballot	0	11	0.00%	10	11	11	0
Winslow Ward 4 Provisional	0	0	0.00%	0	0	0	0
Winslow W4 Mail-In Ballot Rejected	0	0	0.00%	0	0	0	0
Winslow W4 Provisional Rejected	0	0	0.00%	0	0	0	0

Camden County  
 Primary Election  
 June 5, 2012

Official Results

*Joseph Ripa*  
 Joseph Ripa  
 Camden County Clerk


REPUBLICAN BOARD OF CHOSEN FREEHOLDERS  
 Vote for 3

	Registered Voters	Ballots Cast	% Turnout	Diana Escobar-Wachter	Ian Gill	Eugene Lawrence	Write-In
Winslow W4 Emergency Ballots	0	0	0.00%	0	0	0	0
Totals - Winslow W4	690	101	14.64%	82	76	78	1
Totals - Winslow	2929	487	16.63%	384	354	357	2
Woodlyrne Dist 1	56	11	19.64%	6	7	7	2
Woodlyrne Dist 2	38	8	21.05%	7	6	6	0
Woodlyrne Mail-In Ballot	0	0	0.00%	0	0	0	0
Woodlyrne Provisional	0	0	0.00%	0	0	0	0
Woodlyrne Mail-In Ballot Rejected	0	0	0.00%	0	0	0	0
Woodlyrne Provisional Rejected	0	0	0.00%	0	0	0	0
Woodlyrne Emergency Ballots	0	0	0.00%	0	0	0	0
Totals - Woodlyrne	94	19	20.21%	13	13	13	2
Totals - Grand Totals	43237	7557	17.48%	6109	5647	5663	38



Camden County  
 Primary Election  
 June 5, 2012

Official Results

  
 Joseph Ripa  
 Camden County Clerk


REPUBLICAN AUDUBON BORO COUNTY COMMITTEE MAN  
 Vote for 3

	Registered Voters	Ballots Cast	% Turnout	William J. Corvino	David Antonini	William C. Jensen	Write-In
Audubon Boro Dist 1	95	11	11.58%	6	6	6	0
Audubon Boro Dist 2	135	16	11.85%	8	8	9	0
Audubon Boro Dist 3	175	25	14.29%	13	12	13	0
Audubon Boro Dist 4	116	18	15.52%	12	12	11	0
Audubon Boro Dist 5	147	25	17.01%	9	7	9	0
Audubon Boro Dist 6	173	24	13.87%	9	9	9	0
Audubon Boro Dist 7	131	18	13.74%	7	5	4	0
Audubon Boro Dist 8	129	19	14.73%	8	8	9	0
Audubon Boro Mail-In Ballot	0	7	0.00%	4	2	2	0
Audubon Boro Provisional	0	0	0.00%	0	0	0	0
Audubon Boro Mail-In Ballot Rejected	0	0	0.00%	0	0	0	0
Audubon Boro Provisional Rejected	0	0	0.00%	0	0	0	0
Audubon Boro Emergency Ballots	0	0	0.00%	0	0	0	0
Totals - Audubon Boro	1101	163	14.80%	76	69	72	0
Totals - Grand Totals	1101	163	14.80%	76	69	72	0

Camden County  
 Primary Election  
 June 5, 2012

**REPUBLICAN AUDUBON BORO COUNTY COMMITTEE WOMAN**

Official Results


  
 Joseph Ripa  
 Camden County Clerk

Vote for 3

	Registered Voters	Ballots Cast	% Turnout	Charlotte Crockett	Write-In
Audubon Boro Dist 1	95	11	11.58%	6	0
Audubon Boro Dist 2	135	16	11.85%	8	0
Audubon Boro Dist 3	175	25	14.29%	11	0
Audubon Boro Dist 4	116	18	15.52%	12	0
Audubon Boro Dist 5	147	25	17.01%	9	0
Audubon Boro Dist 6	173	24	13.87%	9	2
Audubon Boro Dist 7	131	18	13.74%	6	0
Audubon Boro Dist 8	129	19	14.73%	9	0
Audubon Boro Mail-In Ballot	0	7	0.00%	1	0
Audubon Boro Provisional	0	0	0.00%	0	0
Audubon Boro Mail-In Ballot Rejected	0	0	0.00%	0	0
Audubon Boro Provisional Rejected	0	0	0.00%	0	0
Audubon Boro Emergency Ballots	0	0	0.00%	0	0
Totals - Audubon Boro	1101	163	14.80%	71	2
Totals - Grand Totals	1101	163	14.80%	71	2

Camden County  
 Primary Election  
 June 5, 2012

Official Results


  
 Joseph Ripa  
 Camden County Clerk

REPUBLICAN AUDUBON PARK COUNCIL  
 Vote for 2

	Registered Voters	Ballots Cast	% Turnout	Write-In
Audubon Park Dist 1	58	13	22.41%	0
Audubon Park Mail-In Ballot	0	0	0.00%	0
Audubon Park Provisional	0	0	0.00%	0
Audubon Park Mail-In Ballot Rejected	0	0	0.00%	0
Audubon Park Provisional Rejected	0	0	0.00%	0
Audubon Park Emergency Ballots	0	0	0.00%	0
Totals - Audubon Park	58	13	22.41%	0
Totals - Grand Totals	58	13	22.41%	0

Camden County  
Primary Election  
June 5, 2012

Official Results

  
Joseph Ripa  
Camden County Clerk

REPUBLICAN AUDUBON PARK COUNTY COMMITTEE MAN

Vote for 1

	Registered Voters	Ballots Cast	% Turnout	Write-In
Audubon Park Dist 1	58	13	22.41%	0
Audubon Park Mail-In Ballot	0	0	0.00%	0
Audubon Park Provisional	0	0	0.00%	0
Audubon Park Mail-In Ballot Rejected	0	0	0.00%	0
Audubon Park Provisional Rejected	0	0	0.00%	0
Audubon Park Emergency Ballots	0	0	0.00%	0
Totals - Audubon Park	58	13	22.41%	0
Totals - Grand Totals	58	13	22.41%	0

Camden County  
 Primary Election  
 June 5, 2012

**REPUBLICAN AUDUBON PARK COUNTY COMMITTEE WOMAN**

Official Results

*Joseph Ripa*  
 Joseph Ripa  
 Camden County Clerk

Vote for 1

	Registered Voters	Ballots Cast	% Turnout	Sandra K. Brunges	Write-In
Audubon Park Dist 1	58	13	22.41%	7	0
Audubon Park Mail-In Ballot	0	0	0.00%	0	0
Audubon Park Provisional	0	0	0.00%	0	0
Audubon Park Mail-In Ballot Rejected	0	0	0.00%	0	0
Audubon Park Provisional Rejected	0	0	0.00%	0	0
Audubon Park Emergency Ballots	0	0	0.00%	0	0
<b>Totals - Audubon Park</b>	<b>58</b>	<b>13</b>	<b>22.41%</b>	<b>7</b>	<b>0</b>
<b>Totals - Grand Totals</b>	<b>58</b>	<b>13</b>	<b>22.41%</b>	<b>7</b>	<b>0</b>

Camden County  
 Primary Election  
 June 5, 2012

Official Results

*Joseph Ripa*  
 Joseph Ripa  
 Camden County Clerk


REPUBLICAN | BARRINGTON COUNCIL UNEX

Vote for 1

	Registered Voters	Ballots Cast	% Turnout	Write-In
Barrington Dist 1	205	30	14.63%	1
Barrington Dist 2	176	27	15.34%	0
Barrington Dist 3	189	33	17.46%	0
Barrington Dist 4	174	30	17.24%	0
Barrington Dist 5	120	20	16.67%	0
Barrington Mail-In Ballot	0	16	0.00%	0
Barrington Provisional	0	0	0.00%	0
Barrington Mail-In Ballot Rejected	0	0	0.00%	0
Barrington Provisional Rejected	0	0	0.00%	0
Barrington Emergency Ballots	0	0	0.00%	0
Totals - Barrington	864	156	18.06%	1
Totals - Grand Totals	864	156	18.06%	1

Camden County  
 Primary Election  
 June 5, 2012

Official Results


  
 Joseph Ripa  
 Camden County Clerk

REPUBLICAN BARRINGTON COUNCIL  
 Vote for 2

	Registered Voters	Ballots Cast	% Turnout	Samuel Dimatteo	Wayne M. Schellhas Jr.	Write-In
Barrington Dist 1	205	30	14.63%	26	22	0
Barrington Dist 2	176	27	15.34%	20	22	0
Barrington Dist 3	189	33	17.46%	27	28	0
Barrington Dist 4	174	30	17.24%	21	23	0
Barrington Dist 5	120	20	16.67%	16	16	0
Barrington Mail-In Ballot	0	16	0.00%	12	11	0
Barrington Provisional	0	0	0.00%	0	0	0
Barrington Mail-In Ballot Rejected	0	0	0.00%	0	0	0
Barrington Provisional Rejected	0	0	0.00%	0	0	0
Barrington Emergency Ballots	0	0	0.00%	0	0	0
Totals - Barrington	864	156	18.06%	122	122	0
Totals - Grand Totals	864	156	18.06%	122	122	0

Camden County  
 Primary Election  
 June 5, 2012

Official Results

  
 Joseph Ripa  
 Camden County Clerk

REPUBLICAN BARRINGTON COUNTY COMMITTEE MAN  
 Vote for 2

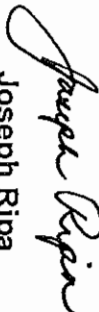
	Registered Voters	Ballots Cast	% Turnout	Brian Schmidt	Write-In
Barrington Dist 1	205	30	14.63%	25	1
Barrington Dist 2	176	27	15.34%	26	0
Barrington Dist 3	189	33	17.46%	29	0
Barrington Dist 4	174	30	17.24%	21	0
Barrington Dist 5	120	20	16.67%	18	0
Barrington Mail-In Ballot	0	16	0.00%	11	0
Barrington Provisional	0	0	0.00%	0	0
Barrington Mail-In Ballot Rejected	0	0	0.00%	0	0
Barrington Provisional Rejected	0	0	0.00%	0	0
Barrington Emergency Ballots	0	0	0.00%	0	0
<b>Totals - Barrington</b>	<b>864</b>	<b>156</b>	<b>18.06%</b>	<b>130</b>	<b>1</b>
<b>Totals - Grand Totals</b>	<b>864</b>	<b>156</b>	<b>18.06%</b>	<b>130</b>	<b>1</b>



Camden County  
 Primary Election  
 June 5, 2012

REPUBLICAN BARRINGTON COUNTY COMMITTEE WOMAN

Official Results

  
 Joseph Ripa  
 Camden County Clerk

Vote for 2

	Registered Voters	Ballots Cast	% Turnout	Write-In
Barrington Dist 1	205	30	14.63%	2
Barrington Dist 2	176	27	15.34%	0
Barrington Dist 3	189	33	17.46%	0
Barrington Dist 4	174	30	17.24%	0
Barrington Dist 5	120	20	16.67%	0
Barrington Mail-In Ballot	0	16	0.00%	0
Barrington Provisional	0	0	0.00%	0
Barrington Mail-In Ballot Rejected	0	0	0.00%	0
Barrington Provisional Rejected	0	0	0.00%	0
Barrington Emergency Ballots	0	0	0.00%	0
Totals - Barrington	864	156	18.06%	2
Totals - Grand Totals	864	156	18.06%	2

Camden County  
 Primary Election  
 June 5, 2012

Official Results


*Joseph Ripa*  
 Joseph Ripa  
 Camden County Clerk

REPUBLICAN BELLMAWR COUNCIL  
 Vote for 2

	Registered Voters	Ballots Cast	% Turnout	Louis Johnston	James W. Smith	Write-In
Bellmawr Dist 1	160	44	27.50%	17	16	0
Bellmawr Dist 2	157	33	21.02%	12	11	0
Bellmawr Dist 3	119	30	25.21%	14	12	0
Bellmawr Dist 4	93	17	18.28%	11	11	0
Bellmawr Dist 5	116	23	19.83%	13	14	0
Bellmawr Dist 6	120	33	27.50%	19	19	0
Bellmawr Dist 7	92	21	22.83%	10	10	0
Bellmawr Mail-In Ballot	0	21	0.00%	11	11	0
Bellmawr Provisional	0	0	0.00%	0	0	0
Bellmawr Mail-In Ballot Rejected	0	0	0.00%	0	0	0
Bellmawr Provisional Rejected	0	0	0.00%	0	0	0
Bellmawr Emergency Ballots	0	0	0.00%	0	0	0
<b>Totals - Bellmawr</b>	<b>857</b>	<b>222</b>	<b>25.90%</b>	<b>107</b>	<b>104</b>	<b>0</b>
<b>Totals - Grand Totals</b>	<b>857</b>	<b>222</b>	<b>25.90%</b>	<b>107</b>	<b>104</b>	<b>0</b>

Camden County  
 Primary Election  
 June 5, 2012

Official Results

  
 Joseph Ripa  
 Camden County Clerk

REPUBLICAN BELLMAWR COUNTY COMMITTEE MAN  
 Vote for 2

	Registered Voters	Ballots Cast	% Turnout	Matthew J. Smiriglio	Mario Gendrach	Louis Johnston	Thomas P. Gallagher	Write-In
Bellmawr Dist 1	160	44	27.50%	20	17	15	17	0
Bellmawr Dist 2	157	33	21.02%	19	17	7	7	0
Bellmawr Dist 3	119	30	25.21%	15	11	14	14	0
Bellmawr Dist 4	93	17	18.28%	6	5	8	9	0
Bellmawr Dist 5	116	23	19.83%	9	8	10	11	0
Bellmawr Dist 6	120	33	27.50%	11	9	18	16	0
Bellmawr Dist 7	92	21	22.83%	14	13	6	6	0
Bellmawr Mail-In Ballot	0	21	0.00%	10	10	8	8	0
Bellmawr Provisional	0	0	0.00%	0	0	0	0	0
Bellmawr Mail-In Ballot Rejected	0	0	0.00%	0	0	0	0	0
Bellmawr Provisional Rejected	0	0	0.00%	0	0	0	0	0
Bellmawr Emergency Ballots	0	0	0.00%	0	0	0	0	0
<b>Totals - Bellmawr</b>	<b>857</b>	<b>222</b>	<b>25.90%</b>	<b>104</b>	<b>90</b>	<b>86</b>	<b>88</b>	<b>0</b>
<b>Totals - Grand Totals</b>	<b>857</b>	<b>222</b>	<b>25.90%</b>	<b>104</b>	<b>90</b>	<b>86</b>	<b>88</b>	<b>0</b>

Camden County  
 Primary Election  
 June 5, 2012

Official Results


*Joseph Ripa*  
 Joseph Ripa  
 Camden County Clerk

REPUBLICAN BELLMAWR COUNTY COMMITTEE WOMAN  
 Vote for 2

	Registered Voters	Ballots Cast	% Turnout	Eleanor Vahey	Maryalice Conway	Stephanie Gentry	Write-In
Bellmawr Dist 1	160	44	27.50%	20	17	15	0
Bellmawr Dist 2	157	33	21.02%	22	7	9	0
Bellmawr Dist 3	119	30	25.21%	16	18	13	0
Bellmawr Dist 4	93	17	18.28%	6	8	10	0
Bellmawr Dist 5	116	23	19.83%	11	12	13	0
Bellmawr Dist 6	120	33	27.50%	12	16	17	0
Bellmawr Dist 7	92	21	22.83%	12	7	9	0
Bellmawr Mail-In Ballot	0	21	0.00%	10	9	10	0
Bellmawr Provisional	0	0	0.00%	0	0	0	0
Bellmawr Mail-In Ballot Rejected	0	0	0.00%	0	0	0	0
Bellmawr Provisional Rejected	0	0	0.00%	0	0	0	0
Bellmawr Emergency Ballots	0	0	0.00%	0	0	0	0
Totals - Bellmawr	857	222	25.90%	109	94	96	0
Totals - Grand Totals	857	222	25.90%	109	94	96	0

Camden County  
 Primary Election  
 June 5, 2012

Official Results

  
 Joseph Ripa  
 Camden County Clerk


REPUBLICAN BERLIN BORO COUNCIL  
 Vote for 2

	Registered Voters	Ballots Cast	% Turnout	James A. Bilella	Gary Knight	Write-In
Berlin Boro Dist 1	158	26	16.46%	23	22	0
Berlin Boro Dist 2	282	55	19.50%	48	46	3
Berlin Boro Dist 3	209	35	16.75%	33	27	2
Berlin Boro Dist 4	242	38	15.70%	29	29	0
Berlin Boro Dist 5	118	21	17.80%	18	18	0
Berlin Boro Mail-In Ballot	0	11	0.00%	10	11	0
Berlin Boro Provisional	0	0	0.00%	0	0	0
Berlin Boro Mail-In Ballot Rejected	0	0	0.00%	0	0	0
Berlin Boro Provisional Rejected	0	0	0.00%	0	0	0
Berlin Boro Emergency Ballots	0	0	0.00%	0	0	0
Totals - Berlin Boro	1009	186	18.43%	161	153	5
Totals - Grand Totals	1009	186	18.43%	161	153	5

Camden County  
 Primary Election  
 June 5, 2012

**REPUBLICAN BERLIN BORO COUNTY COMMITTEE MAN**

Official Results

  
 Joseph Ripa  
 Camden County Clerk

Vote for 3

	Registered Voters	Ballots Cast	% Turnout	Joseph A. Adolf	Carl W. Canfield Jr.	Richard H. Kelleher	Write-In
Berlin Boro Dist 1	158	26	16.46%	24	23	21	0
Berlin Boro Dist 2	282	55	19.50%	51	48	45	0
Berlin Boro Dist 3	209	35	16.75%	30	26	27	0
Berlin Boro Dist 4	242	38	15.70%	29	28	27	0
Berlin Boro Dist 5	118	21	17.80%	17	18	15	0
Berlin Boro Mail-In Ballot	0	11	0.00%	11	11	11	0
Berlin Boro Provisional	0	0	0.00%	0	0	0	0
Berlin Boro Mail-In Ballot Rejected	0	0	0.00%	0	0	0	0
Berlin Boro Provisional Rejected	0	0	0.00%	0	0	0	0
Berlin Boro Emergency Ballots	0	0	0.00%	0	0	0	0
<b>Totals - Berlin Boro</b>	<b>1009</b>	<b>186</b>	<b>18.43%</b>	<b>162</b>	<b>154</b>	<b>146</b>	<b>0</b>
<b>Totals - Grand Totals</b>	<b>1009</b>	<b>186</b>	<b>18.43%</b>	<b>162</b>	<b>154</b>	<b>146</b>	<b>0</b>

Camden County  
 Primary Election  
 June 5, 2012

Official Results

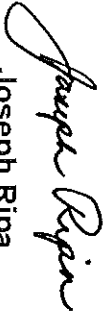
  
 Joseph Ripa  
 Camden County Clerk

REPUBLICAN BERLIN BORO COUNTY COMMITTEE WOMAN  
 Vote for 3

	Registered Voters	Ballots Cast	% Turnout	Marie E. Knott	Anne K. Mazza	Mary Ellen Deegan	Write-In
Berlin Boro Dist 1	158	26	16.46%	25	22	22	0
Berlin Boro Dist 2	282	55	19.50%	49	50	46	0
Berlin Boro Dist 3	209	35	16.75%	29	27	27	0
Berlin Boro Dist 4	242	38	15.70%	30	29	29	0
Berlin Boro Dist 5	118	21	17.80%	19	15	15	0
Berlin Boro Mail-In Ballot	0	11	0.00%	11	10	11	0
Berlin Boro Provisional	0	0	0.00%	0	0	0	0
Berlin Boro Mail-In Ballot Rejected	0	0	0.00%	0	0	0	0
Berlin Boro Provisional Rejected	0	0	0.00%	0	0	0	0
Berlin Boro Emergency Ballots	0	0	0.00%	0	0	0	0
<b>Totals - Berlin Boro</b>	<b>1009</b>	<b>186</b>	<b>18.43%</b>	<b>163</b>	<b>153</b>	<b>150</b>	<b>0</b>
<b>Totals - Grand Totals</b>	<b>1009</b>	<b>186</b>	<b>18.43%</b>	<b>163</b>	<b>153</b>	<b>150</b>	<b>0</b>

Camden County  
 Primary Election  
 June 5, 2012

Official Results

  
 Joseph Ripa  
 Camden County Clerk


REPUBLICAN BERLIN TWP COUNCIL  
 Vote for 2

	Registered Voters	Ballots Cast	% Turnout	Write-In
Berlin Twp Dist 1	110	8	7.27%	0
Berlin Twp Dist 2	58	5	8.62%	0
Berlin Twp Dist 3	62	11	17.74%	0
Berlin Twp Dist 4	153	22	14.38%	0
Berlin Twp Mail-In Ballot	0	3	0.00%	0
Berlin Twp Provisional	0	0	0.00%	0
Berlin Twp Mail-In Ballot Rejected	0	0	0.00%	0
Berlin Twp Provisional Rejected	0	0	0.00%	0
Berlin Twp Emergency Ballots	0	0	0.00%	0
Totals - Berlin Twp	383	49	12.79%	0
Totals - Grand Totals	383	49	12.79%	0



Camden County  
 Primary Election  
 June 5, 2012

Official Results

  
 Joseph Ripa  
 Camden County Clerk

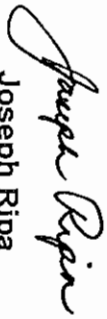
REPUBLICAN BERLIN TWP COUNTY COMMITTEE MAN

Vote for 1

	Registered Voters	Ballots Cast	% Turnout	Write-In
Berlin Twp Dist 1	110	8	7.27%	0
Berlin Twp Dist 2	58	5	8.62%	0
Berlin Twp Dist 3	62	11	17.74%	0
Berlin Twp Dist 4	153	22	14.38%	0
Berlin Twp Mail-In Ballot	0	3	0.00%	0
Berlin Twp Provisional	0	0	0.00%	0
Berlin Twp Mail-In Ballot Rejected	0	0	0.00%	0
Berlin Twp Provisional Rejected	0	0	0.00%	0
Berlin Twp Emergency Ballots	0	0	0.00%	0
<b>Totals - Berlin Twp</b>	<b>383</b>	<b>49</b>	<b>12.79%</b>	<b>0</b>
<b>Totals - Grand Totals</b>	<b>383</b>	<b>49</b>	<b>12.79%</b>	<b>0</b>

Camden County  
 Primary Election  
 June 5, 2012

Official Results

  
 Joseph Ripa  
 Camden County Clerk

REPUBLICAN BERLIN TWP COUNTY COMMITTEE WOMAN

Vote for 1

	Registered Voters	Ballots Cast	% Turnout	Write-In
Berlin Twp Dist 1	110	8	7.27%	0
Berlin Twp Dist 2	58	5	8.62%	0
Berlin Twp Dist 3	62	11	17.74%	0
Berlin Twp Dist 4	153	22	14.38%	0
Berlin Twp Mail-In Ballot	0	3	0.00%	0
Berlin Twp Provisional	0	0	0.00%	0
Berlin Twp Mail-In Ballot Rejected	0	0	0.00%	0
Berlin Twp Provisional Rejected	0	0	0.00%	0
Berlin Twp Emergency Ballots	0	0	0.00%	0
<b>Totals - Berlin Twp</b>	<b>383</b>	<b>49</b>	<b>12.79%</b>	<b>0</b>
<b>Totals - Grand Totals</b>	<b>383</b>	<b>49</b>	<b>12.79%</b>	<b>0</b>

Camden County  
Primary Election  
June 5, 2012

Official Results


  
Joseph Ripa  
Camden County Clerk

REPUBLICAN BROOKLAWN COUNCIL  
Vote for 2

	Registered Voters	Ballots Cast	% Turnout	Write-In
Brooklawn Dist 1	161	18	11.18%	1
Brooklawn Mail-In Ballot	0	0	0.00%	0
Brooklawn Provisional	0	0	0.00%	0
Brooklawn Mail-In Ballot Rejected	0	0	0.00%	0
Brooklawn Provisional Rejected	0	0	0.00%	0
Brooklawn Emergency Ballots	0	0	0.00%	0
Totals - Brooklawn	161	18	11.18%	1
Totals - Grand Totals	161	18	11.18%	1

Camden County  
Primary Election  
June 5, 2012

Official Results

  
Joseph Ripa  
Camden County Clerk

REPUBLICAN BROOKLAWN COUNTY COMMITTEE MAN  
Vote for 1

	Registered Voters	Ballots Cast	% Turnout	Write-In
Brooklawn Dist 1	161	18	11.18%	0
Brooklawn Mail-In Ballot	0	0	0.00%	0
Brooklawn Provisional	0	0	0.00%	0
Brooklawn Mail-In Ballot Rejected	0	0	0.00%	0
Brooklawn Provisional Rejected	0	0	0.00%	0
Brooklawn Emergency Ballots	0	0	0.00%	0
Totals - Brooklawn	161	18	11.18%	0
Totals - Grand Totals	161	18	11.18%	0

Camden County  
 Primary Election  
 June 5, 2012

**REPUBLICAN BROOKLAWN COUNTY COMMITTEE WOMAN**

Official Results

*Joseph Ripa*  
 Joseph Ripa  
 Camden County Clerk

Vote for 1

	Registered Voters	Ballots Cast	% Turnout	Write-In
Brooklawn Dist 1	161	18	11.18%	0
Brooklawn Mail-In Ballot	0	0	0.00%	0
Brooklawn Provisional	0	0	0.00%	0
Brooklawn Mail-In Ballot Rejected	0	0	0.00%	0
Brooklawn Provisional Rejected	0	0	0.00%	0
Brooklawn Emergency Ballots	0	0	0.00%	0
Totals - Brooklawn	161	18	11.18%	0
Totals - Grand Totals	161	18	11.18%	0

Camden County  
 Primary Election  
 June 5, 2012

Official Results

*Joseph Ripa*  
 Joseph Ripa  
 Camden County Clerk

REPUBLICAN CAMDEN COUNTY COMMITTEE AT LARGE MAN  
 Vote for 2

	Registered Voters	Ballots Cast	% Turnout	Keith A. Walker	Robert Davis	Clyde E. Cook	Write-In
Camden City W1 D1	10	3	30.00%	3	3	0	0
Camden City W1 D2	39	1	2.56%	1	1	0	0
Camden City W1 D3	21	6	28.57%	4	2	0	0
Camden City W1 D4	14	0	0.00%	0	0	0	0
Camden City W1 D5	34	4	11.76%	4	2	2	0
Camden City W1 D6	12	1	8.33%	1	0	0	0
Camden City W1 D7	14	0	0.00%	0	0	0	0
Camden City W1 D8	11	1	9.09%	1	0	0	0
Camden City W1 D9	34	3	8.82%	3	3	2	0
Camden City W1 D10	42	7	16.67%	6	5	2	0
Camden City Ward 1 Mail-In Ballot	0	5	0.00%	3	2	0	0
Camden City Ward 1 Provisional	0	0	0.00%	0	0	0	0
Camden City W1 Mail-In Ballot Rejected	0	0	0.00%	0	0	0	0
Camden City W1 Provisional Rejected	0	0	0.00%	0	0	0	0
Camden City W1 Emergency Ballots	0	0	0.00%	0	0	0	0
Totals - Camden City W1	231	31	13.42%	26	18	4	0
Camden City W2 D1	14	5	35.71%	3	3	0	0
Camden City W2 D2	18	3	16.67%	1	1	2	0
Camden City W2 D3	17	1	5.88%	1	0	0	0
Camden City W2 D4	20	2	10.00%	1	2	1	0
Camden City W2 D5	17	3	17.65%	2	2	0	0
Camden City W2 D6	19	3	15.79%	3	1	0	0
Camden City W2 D7	24	2	8.33%	1	1	1	0
Camden City W2 D8	20	1	5.00%	1	0	0	0
Camden City W2 D9	17	3	17.65%	1	0	0	0
Camden City W2 D10	17	2	11.76%	0	0	0	2
Camden City W2 D11	10	0	0.00%	0	0	0	0
Camden City Ward 2 Mail-In Ballot	0	8	0.00%	4	0	1	0
Camden City Ward 2 Provisional	0	1	0.00%	1	1	0	0
Camden City W2 Mail-In Ballot Rejected	0	0	0.00%	0	0	0	0
Camden City W2 Provisional Rejected	0	0	0.00%	0	0	0	0

Camden County  
 Primary Election  
 June 5, 2012

REPUBLICAN CAMDEN COUNTY COMMITTEE AT LARGE MAN  
 Vote for 2

Official Results

*Joseph Ripa*  
 Joseph Ripa  
 Camden County Clerk

	Registered Voters	Ballots Cast	% Turnout	Keith A. Walker	Robert Davis	Clyde E. Cook	Write-In
Camden City W2 Emergency Ballots	0	0	0.00%	0	0	0	0
Totals - Camden City W2	193	34	17.62%	19	16	5	2
Camden City W3 D1	29	6	20.69%	2	1	4	1
Camden City W3 D2	40	2	5.00%	1	0	0	0
Camden City W3 D3	25	4	16.00%	3	3	0	0
Camden City W3 D4	30	2	6.67%	1	2	1	0
Camden City W3 D5	17	2	11.76%	1	1	1	0
Camden City W3 D6	14	4	28.57%	3	2	2	0
Camden City W3 D7	27	4	14.81%	3	2	1	0
Camden City W3 D8	26	1	3.85%	0	0	0	0
Camden City W3 D9	24	1	4.17%	0	0	1	0
Camden City Ward 3 Mail-In Ballot	0	0	0.00%	0	0	0	0
Camden City Ward 3 Provisional	0	0	0.00%	0	0	0	0
Camden City W3 Mail-In Ballot Rejected	0	0	0.00%	0	0	0	0
Camden City W3 Provisional Rejected	0	0	0.00%	0	0	0	0
Camden City W3 Emergency Ballots	0	0	0.00%	0	0	0	0
Totals - Camden City W3	232	26	11.21%	14	11	10	1
Camden City W4 D1	21	7	33.33%	4	3	0	0
Camden City W4 D2	20	1	5.00%	0	0	0	0
Camden City W4 D3	30	4	13.33%	4	4	0	0
Camden City W4 D4	35	0	0.00%	0	0	0	0
Camden City W4 D5	6	0	0.00%	0	0	0	0
Camden City W4 D6	20	2	10.00%	1	1	0	0
Camden City W4 D7	41	3	7.32%	1	1	2	0
Camden City W4 D8	35	6	17.14%	2	3	0	0
Camden City W4 D9	23	1	4.35%	1	1	0	0
Camden City W4 D10	64	6	9.38%	5	3	2	0
Camden City Ward 4 Mail-In Ballot	0	1	0.00%	1	1	0	0
Camden City Ward 4 Provisional	0	0	0.00%	0	0	0	0

Camden County  
 Primary Election  
 June 5, 2012

**REPUBLICAN CAMDEN COUNTY COMMITTEE AT LARGE MAN**  
 Vote for 2

Official Results

*Joseph Ripa*  
 Joseph Ripa  
 Camden County Clerk

	Registered Voters	Ballots Cast	% Turnout	Keith A. Walker	Robert Davis	Clyde E. Cook	Write-In
Camden City W4 Mail-In Ballot Rejected	0	0	0.00%	0	0	0	0
Camden City W4 Provisional Rejected	0	0	0.00%	0	0	0	0
Camden City W4 Emergency Ballots	0	0	0.00%	0	0	0	0
<b>Totals - Camden City W4</b>	<b>295</b>	<b>31</b>	<b>10.51%</b>	<b>19</b>	<b>17</b>	<b>4</b>	<b>0</b>
<b>Totals - Camden City</b>	<b>951</b>	<b>122</b>	<b>12.83%</b>	<b>78</b>	<b>62</b>	<b>23</b>	<b>3</b>
<b>Totals - Grand Totals</b>	<b>951</b>	<b>122</b>	<b>12.83%</b>	<b>78</b>	<b>62</b>	<b>23</b>	<b>3</b>




Camden County  
 Primary Election  
 June 5, 2012

REPUBLICAN CAMDEN COUNTY COMMITTEE AT LARGE WOMAN

Vote for 2


Official Results

  
 Joseph Ripa  
 Camden County Clerk

	Registered Voters	Ballots Cast	% Turnout	Tanisha Cook	Write-In
Camden City W1 D1	10	3	30.00%	0	0
Camden City W1 D2	39	1	2.56%	0	0
Camden City W1 D3	21	6	28.57%	2	0
Camden City W1 D4	14	0	0.00%	0	0
Camden City W1 D5	34	4	11.76%	2	0
Camden City W1 D6	12	1	8.33%	0	0
Camden City W1 D7	14	0	0.00%	0	0
Camden City W1 D8	11	1	9.09%	0	0
Camden City W1 D9	34	3	8.82%	1	1
Camden City W1 D10	42	7	16.67%	4	0
Camden City Ward 1 Mail-In Ballot	0	5	0.00%	3	0
Camden City Ward 1 Provisional	0	0	0.00%	0	0
Camden City W1 Mail-In Ballot Rejected	0	0	0.00%	0	0
Camden City W1 Provisional Rejected	0	0	0.00%	0	0
Camden City W1 Emergency Ballots	0	0	0.00%	0	0
<b>Totals - Camden City W1</b>	<b>231</b>	<b>31</b>	<b>13.42%</b>	<b>12</b>	<b>1</b>
Camden City W2 D1	14	5	35.71%	3	0
Camden City W2 D2	18	3	16.67%	2	0
Camden City W2 D3	17	1	5.88%	0	0
Camden City W2 D4	20	2	10.00%	1	0
Camden City W2 D5	17	3	17.65%	1	0
Camden City W2 D6	19	3	15.79%	0	1
Camden City W2 D7	24	2	8.33%	2	0
Camden City W2 D8	20	1	5.00%	0	0
Camden City W2 D9	17	3	17.65%	0	0
Camden City W2 D10	17	2	11.76%	0	2
Camden City W2 D11	10	0	0.00%	0	0
Camden City Ward 2 Mail-In Ballot	0	8	0.00%	4	0
Camden City Ward 2 Provisional	0	1	0.00%	0	0
Camden City W2 Mail-In Ballot Rejected	0	0	0.00%	0	0
Camden City W2 Provisional Rejected	0	0	0.00%	0	0

Camden County  
 Primary Election  
 June 5, 2012  
 Official Results

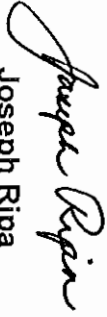
REPUBLICAN CAMDEN COUNTY COMMITTEE AT LARGE WOMAN  
 Vote for 2

  
 Joseph Ripa  
 Camden County Clerk

	Registered Voters	Ballots Cast	% Turnout	Tanisha Cook	Write-In
Camden City W2 Emergency Ballots	0	0	0.00%	0	0
Totals - Camden City W2	193	34	17.62%	13	3
Camden City W3 D1	29	6	20.69%	4	1
Camden City W3 D2	40	2	5.00%	0	0
Camden City W3 D3	25	4	16.00%	2	0
Camden City W3 D4	30	2	6.67%	1	0
Camden City W3 D5	17	2	11.76%	1	0
Camden City W3 D6	14	4	28.57%	4	0
Camden City W3 D7	27	4	14.81%	3	0
Camden City W3 D8	26	1	3.85%	0	0
Camden City W3 D9	24	1	4.17%	1	0
Camden City Ward 3 Mail-In Ballot	0	0	0.00%	0	0
Camden City Ward 3 Provisional	0	0	0.00%	0	0
Camden City W3 Mail-In Ballot Rejected	0	0	0.00%	0	0
Camden City W3 Provisional Rejected	0	0	0.00%	0	0
Camden City W3 Emergency Ballots	0	0	0.00%	0	0
Totals - Camden City W3	232	26	11.21%	16	1
Camden City W4 D1	21	7	33.33%	1	0
Camden City W4 D2	20	1	5.00%	0	0
Camden City W4 D3	30	4	13.33%	0	0
Camden City W4 D4	35	0	0.00%	0	0
Camden City W4 D5	6	0	0.00%	0	0
Camden City W4 D6	20	2	10.00%	1	0
Camden City W4 D7	41	3	7.32%	2	0
Camden City W4 D8	35	6	17.14%	1	0
Camden City W4 D9	23	1	4.35%	1	0
Camden City W4 D10	64	6	9.38%	3	0
Camden City Ward 4 Mail-In Ballot	0	1	0.00%	1	0
Camden City Ward 4 Provisional	0	0	0.00%	0	0

Camden County  
 Primary Election  
 June 5, 2012


Official Results

  
 Joseph Ripa  
 Camden County Clerk

REPUBLICAN CAMDEN COUNTY COMMITTEE AT LARGE WOMAN  
 Vote for 2

	Registered Voters	Ballots Cast	% Turnout	Tanisha Cook	Write-In
Camden City W4 Mail-In Ballot Rejected	0	0	0.00%	0	0
Camden City W4 Provisional Rejected	0	0	0.00%	0	0
Camden City W4 Emergency Ballots	0	0	0.00%	0	0
Totals - Camden City W4	295	31	10.51%	10	0
Totals - Camden City	951	122	12.83%	51	5
Totals - Grand Totals	951	122	12.83%	51	5

Camden County  
 Primary Election  
 June 5, 2012  
 Official Results


  
 Joseph Ripa  
 Camden County Clerk

REPUBLICAN CHERRY HILL COUNTY COMMITTEE MAN  
 Vote for 9

	Registered Voters	Ballots Cast	% Turnout	Stephen J. Buividas	Philip J. Guerrieri	Richard Ambrosino Jr.	Jeffrey J. Land	James E. Morris	Robert Segrest	Michael Iannetta	Harold Gleaner	Joseph Rodi Jr.
Cherry Hill Dist 1	210	39	18.57%	29	26	24	24	26	26	27	23	25
Cherry Hill Dist 2	149	19	12.75%	18	16	16	16	16	16	16	16	16
Cherry Hill Dist 3	187	38	20.32%	32	32	29	28	28	29	31	30	28
Cherry Hill Dist 4	206	35	16.99%	29	22	22	22	22	22	22	22	22
Cherry Hill Dist 5	130	13	10.00%	9	9	9	10	9	9	9	8	9
Cherry Hill Dist 6	155	27	17.42%	26	23	23	23	23	23	23	23	23
Cherry Hill Dist 7	135	22	16.30%	17	16	17	16	16	16	16	15	15
Cherry Hill Dist 8	122	11	9.02%	10	9	9	9	9	9	9	9	9
Cherry Hill Dist 9	132	25	18.94%	22	19	19	19	19	19	19	19	18
Cherry Hill Dist 10	258	39	15.12%	32	28	27	27	28	27	28	27	27
Cherry Hill Dist 11	219	43	19.63%	39	32	34	31	32	32	35	33	33
Cherry Hill Dist 12	150	16	10.67%	14	10	10	10	10	9	11	10	10
Cherry Hill Dist 13	260	49	18.85%	44	42	39	39	37	40	39	39	39
Cherry Hill Dist 14	166	37	22.29%	34	23	24	23	24	24	24	23	22
Cherry Hill Dist 15	181	28	15.47%	25	22	22	21	22	22	22	22	22
Cherry Hill Dist 16	122	17	13.93%	16	12	13	13	12	12	12	13	13
Cherry Hill Dist 17	162	23	14.20%	21	18	19	19	18	18	19	19	19
Cherry Hill Dist 18	145	24	16.55%	22	17	18	16	17	17	16	16	18
Cherry Hill Dist 19	121	17	14.05%	14	12	14	14	14	14	15	14	14
Cherry Hill Dist 20	260	33	12.69%	29	22	21	22	22	22	22	20	21
Cherry Hill Dist 21	190	25	13.16%	21	20	19	19	20	19	20	20	20
Cherry Hill Dist 22	253	32	12.65%	28	27	27	26	27	27	27	26	26
Cherry Hill Dist 23	168	25	14.88%	20	15	15	16	17	16	16	16	16
Cherry Hill Dist 24	177	29	16.38%	25	20	21	21	20	21	20	20	21
Cherry Hill Dist 25	191	30	15.71%	27	24	24	24	24	24	24	23	22
Cherry Hill Dist 26	263	54	20.53%	42	44	45	43	46	44	46	43	46
Cherry Hill Dist 27	197	29	14.72%	24	21	17	19	18	21	21	19	21
Cherry Hill Dist 28	171	18	10.53%	17	13	13	12	12	13	11	13	12
Cherry Hill Dist 29	245	38	15.51%	30	26	25	25	25	26	26	24	26
Cherry Hill Dist 30	67	9	13.43%	7	7	7	7	7	7	6	9	7
Cherry Hill Dist 31	142	25	17.61%	19	16	18	16	17	17	16	17	16
Cherry Hill Dist 32	68	12	17.65%	10	8	9	9	9	9	9	9	9
Cherry Hill Dist 33	239	46	19.25%	37	33	34	33	34	34	33	33	33

Camden County  
 Primary Election  
 June 5, 2012

Official Results

  
 Joseph Ripa  
 Camden County Clerk

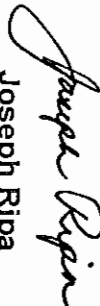
REPUBLICAN CHERRY HILL COUNTY COMMITTEE MAN

Vote for 9

	Registered Voters	Ballots Cast	% Turnout	Stephen J. Buividas	Philip J. Guerrieri	Richard Ambrosino Jr.	Jeffrey J. Land	James E. Morris	Robert Segrest	Michael Iannetta	Harold Gleaner	Joseph Rodi Jr.
Cherry Hill Dist 34	233	25	10.73%	23	20	20	21	21	21	21	21	20
Cherry Hill Dist 35	338	69	20.41%	55	52	53	53	50	52	50	52	51
Cherry Hill Dist 36	128	19	14.84%	15	16	16	16	16	16	16	16	16
Cherry Hill Dist 37	150	16	10.67%	16	15	13	14	15	15	15	15	15
Cherry Hill Dist 38	84	14	16.67%	13	13	12	12	12	11	12	12	12
Cherry Hill Dist 39	145	18	12.41%	16	15	15	15	15	15	15	15	14
Cherry Hill Dist 40	183	29	15.85%	24	20	18	20	19	19	19	20	19
Cherry Hill Dist 41	178	27	15.17%	19	17	18	18	17	17	17	17	17
Cherry Hill Dist 42	160	31	19.38%	26	25	26	25	25	25	26	25	25
Cherry Hill Dist 43	197	19	9.64%	17	17	15	16	16	15	15	16	16
Cherry Hill Dist 44	155	15	9.68%	15	12	13	13	14	13	12	13	12
Cherry Hill Dist 45	255	43	16.86%	37	31	31	29	29	28	31	29	31
Cherry Hill Dist 46	201	25	12.44%	20	18	17	17	17	18	15	16	16
Cherry Hill Dist 47	93	9	9.68%	7	6	5	6	6	6	6	6	6
Cherry Hill Dist 48	33	1	3.03%	0	0	0	0	0	0	0	0	0
Cherry Hill Mail-In Ballot	0	174	0.00%	144	142	140	136	138	135	139	136	139
Cherry Hill Provisional	0	4	0.00%	2	3	2	2	2	2	2	2	2
Cherry Hill Mail-In Ballot Rejected	0	0	0.00%	0	0	0	0	0	0	0	0	0
Cherry Hill Provisional Rejected	0	0	0.00%	0	0	0	0	0	0	0	0	0
Cherry Hill Emergency Ballots	0	0	0.00%	0	0	0	0	0	0	0	0	0
Totals - Cherry Hill	8374	1465	17.49%	1238	1106	1097	1085	1094	1092	1101	1084	1089
Totals - Grand Totals	8374	1465	17.49%	1238	1106	1097	1085	1094	1092	1101	1084	1089

Camden County  
 Primary Election  
 June 5, 2012

Official Results

  
 Joseph Ripa  
 Camden County Clerk


REPUBLICAN CHERRY HILL COUNTY COMMITTEE MAN - Page 2

Vote for 9

	Registered Voters	Ballots Cast	% Turnout	Write-In
Cherry Hill Dist 1	210	39	18.57%	0
Cherry Hill Dist 2	149	19	12.75%	0
Cherry Hill Dist 3	187	38	20.32%	0
Cherry Hill Dist 4	206	35	16.99%	0
Cherry Hill Dist 5	130	13	10.00%	0
Cherry Hill Dist 6	155	27	17.42%	0
Cherry Hill Dist 7	135	22	16.30%	0
Cherry Hill Dist 8	122	11	9.02%	0
Cherry Hill Dist 9	132	25	18.94%	0
Cherry Hill Dist 10	258	39	15.12%	0
Cherry Hill Dist 11	219	43	19.63%	0
Cherry Hill Dist 12	150	16	10.67%	0
Cherry Hill Dist 13	260	49	18.85%	0
Cherry Hill Dist 14	166	37	22.29%	0
Cherry Hill Dist 15	181	28	15.47%	0
Cherry Hill Dist 16	122	17	13.93%	0
Cherry Hill Dist 17	162	23	14.20%	0
Cherry Hill Dist 18	145	24	16.55%	2
Cherry Hill Dist 19	121	17	14.05%	0
Cherry Hill Dist 20	260	33	12.69%	0
Cherry Hill Dist 21	190	25	13.16%	0
Cherry Hill Dist 22	253	32	12.65%	0
Cherry Hill Dist 23	168	25	14.88%	9
Cherry Hill Dist 24	177	29	16.38%	0
Cherry Hill Dist 25	191	30	15.71%	0
Cherry Hill Dist 26	263	54	20.53%	1
Cherry Hill Dist 27	197	29	14.72%	0
Cherry Hill Dist 28	171	18	10.53%	0
Cherry Hill Dist 29	245	38	15.51%	0
Cherry Hill Dist 30	67	9	13.43%	0
Cherry Hill Dist 31	142	25	17.61%	0
Cherry Hill Dist 32	68	12	17.65%	0
Cherry Hill Dist 33	239	46	19.25%	0

Camden County  
 Primary Election  
 June 5, 2012

Official Results

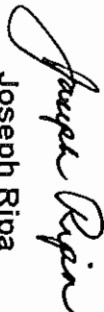
  
 Joseph Ripa  
 Camden County Clerk

REPUBLICAN CHERRY HILL COUNTY COMMITTEE MAN - Page 2  
 Vote for 9

	Registered Voters	Ballots Cast	% Turnout	Write-In
Cherry Hill Dist 34	233	25	10.73%	0
Cherry Hill Dist 35	338	69	20.41%	0
Cherry Hill Dist 36	128	19	14.84%	0
Cherry Hill Dist 37	150	16	10.67%	0
Cherry Hill Dist 38	84	14	16.67%	0
Cherry Hill Dist 39	145	18	12.41%	0
Cherry Hill Dist 40	183	29	15.85%	0
Cherry Hill Dist 41	178	27	15.17%	0
Cherry Hill Dist 42	160	31	19.38%	0
Cherry Hill Dist 43	197	19	9.64%	0
Cherry Hill Dist 44	155	15	9.68%	0
Cherry Hill Dist 45	255	43	16.86%	0
Cherry Hill Dist 46	201	25	12.44%	0
Cherry Hill Dist 47	93	9	9.68%	0
Cherry Hill Dist 48	33	1	3.03%	0
Cherry Hill Mail-In Ballot	0	174	0.00%	0
Cherry Hill Provisional	0	4	0.00%	0
Cherry Hill Mail-In Ballot Rejected	0	0	0.00%	0
Cherry Hill Provisional Rejected	0	0	0.00%	0
Cherry Hill Emergency Ballots	0	0	0.00%	0
Totals - Cherry Hill	8374	1465	17.49%	12
Totals - Grand Totals	8374	1465	17.49%	12

Camden County  
 Primary Election  
 June 5, 2012

Official Results

  
 Joseph Ripa  
 Camden County Clerk

REPUBLICAN CHERRY HILL COUNTY COMMITTEE WOMAN


Vote for 9

	Registered Voters	Ballots Cast	% Turnout	Ann Madden Tufano	Dolores A. Kelly	Nancy O'Dowd	Mindy Rosen	Rose Ann Casey	Barbara Krowicki	Theresa Mohrfeld	Caren Sokolow	Theresa Land-Fitzpatrick
Cherry Hill Dist 1	210	39	18.57%	31	29	29	27	28	28	29	27	27
Cherry Hill Dist 2	149	19	12.75%	18	16	16	16	16	16	16	16	16
Cherry Hill Dist 3	187	38	20.32%	32	31	28	29	28	30	32	29	29
Cherry Hill Dist 4	206	35	16.99%	30	22	22	22	21	22	22	21	21
Cherry Hill Dist 5	130	13	10.00%	10	10	9	9	9	9	9	9	7
Cherry Hill Dist 6	155	27	17.42%	25	23	23	23	23	23	23	23	23
Cherry Hill Dist 7	135	22	16.30%	16	15	15	15	15	15	15	15	15
Cherry Hill Dist 8	122	11	9.02%	10	9	9	9	9	9	9	9	9
Cherry Hill Dist 9	132	25	18.94%	21	20	19	18	18	17	18	18	18
Cherry Hill Dist 10	258	39	15.12%	31	25	27	26	26	25	26	25	24
Cherry Hill Dist 11	219	43	19.63%	38	35	33	32	31	32	33	33	31
Cherry Hill Dist 12	150	16	10.67%	12	11	10	10	10	10	10	10	10
Cherry Hill Dist 13	260	49	18.85%	43	38	38	36	38	39	38	37	37
Cherry Hill Dist 14	166	37	22.29%	32	25	24	23	23	23	23	23	22
Cherry Hill Dist 15	181	28	15.47%	24	23	22	22	22	22	22	21	22
Cherry Hill Dist 16	122	17	13.93%	17	13	13	13	13	13	13	13	13
Cherry Hill Dist 17	162	23	14.20%	21	19	19	19	19	19	19	19	19
Cherry Hill Dist 18	145	24	16.55%	20	17	17	17	17	16	17	16	16
Cherry Hill Dist 19	121	17	14.05%	15	14	14	16	14	14	15	14	14
Cherry Hill Dist 20	260	33	12.69%	30	22	22	22	22	22	22	21	22
Cherry Hill Dist 21	190	25	13.16%	20	20	19	19	20	20	20	20	20
Cherry Hill Dist 22	253	32	12.65%	28	27	27	27	27	28	28	27	26
Cherry Hill Dist 23	168	25	14.88%	17	16	16	17	17	16	16	16	15
Cherry Hill Dist 24	177	29	16.38%	24	20	21	21	20	20	21	21	21
Cherry Hill Dist 25	191	30	15.71%	23	23	23	23	22	22	22	22	22
Cherry Hill Dist 26	263	54	20.53%	45	46	44	44	45	43	46	43	43
Cherry Hill Dist 27	197	29	14.72%	24	20	21	21	20	22	22	21	19
Cherry Hill Dist 28	171	18	10.53%	16	14	14	13	14	13	13	13	13
Cherry Hill Dist 29	245	38	15.51%	30	26	26	26	24	25	25	24	25
Cherry Hill Dist 30	67	9	13.43%	7	6	6	6	6	6	6	6	6
Cherry Hill Dist 31	142	25	17.61%	18	15	16	16	15	15	15	16	16
Cherry Hill Dist 32	68	12	17.65%	9	8	8	8	8	8	8	8	7
Cherry Hill Dist 33	239	46	19.25%	37	33	33	33	33	33	33	33	33



Camden County  
 Primary Election  
 June 5, 2012

Official Results

  
 Joseph Ripa  
 Camden County Clerk


REPUBLICAN CHERRY HILL COUNTY COMMITTEE WOMAN

Vote for 9

	Registered Voters	Ballots Cast	% Turnout	Ann Madden Tufano	Dolores A. Kelly	Nancy O'Dowd	Mindy Rosen	Rose Ann Casey	Barbara Krowicki	Theresa Mohrfeld	Caren Sokolow	Theresa Land-Fitzpatrick
Cherry Hill Dist 34	233	25	10.73%	23	21	21	21	21	21	21	21	21
Cherry Hill Dist 35	338	69	20.41%	55	50	49	51	53	51	52	53	49
Cherry Hill Dist 36	128	19	14.84%	17	14	13	15	14	14	14	14	14
Cherry Hill Dist 37	150	16	10.67%	15	14	13	14	13	13	14	13	12
Cherry Hill Dist 38	84	14	16.67%	13	12	12	12	12	12	12	12	12
Cherry Hill Dist 39	145	18	12.41%	15	14	14	14	14	14	14	14	14
Cherry Hill Dist 40	183	29	15.85%	23	20	20	20	20	20	20	20	19
Cherry Hill Dist 41	178	27	15.17%	19	17	18	17	17	17	17	17	16
Cherry Hill Dist 42	160	31	19.38%	27	26	25	26	25	25	24	24	25
Cherry Hill Dist 43	197	19	9.64%	17	16	16	16	15	16	16	16	16
Cherry Hill Dist 44	155	15	9.68%	13	13	12	14	12	13	12	12	13
Cherry Hill Dist 45	255	43	16.86%	35	31	30	29	28	29	29	29	28
Cherry Hill Dist 46	201	25	12.44%	17	17	17	18	16	16	15	15	16
Cherry Hill Dist 47	93	9	9.68%	7	5	6	6	5	6	6	6	6
Cherry Hill Dist 48	33	1	3.03%	0	0	0	0	0	0	0	0	0
Cherry Hill Mail-In Ballot	0	174	0.00%	144	140	138	138	140	137	138	138	138
Cherry Hill Provisional	0	4	0.00%	2	2	2	2	2	2	2	2	2
Cherry Hill Mail-In Ballot Rejected	0	0	0.00%	0	0	0	0	0	0	0	0	0
Cherry Hill Provisional Rejected	0	0	0.00%	0	0	0	0	0	0	0	0	0
Cherry Hill Emergency Ballots	0	0	0.00%	0	0	0	0	0	0	0	0	0
Totals - Cherry Hill	8374	1465	17.49%	1216	1103	1089	1091	1080	1081	1092	1075	1062
Totals - Grand Totals	8374	1465	17.49%	1216	1103	1089	1091	1080	1081	1092	1075	1062

Camden County  
 Primary Election  
 June 5, 2012

Official Results

  
 Joseph Ripa  
 Camden County Clerk

REPUBLICAN CHERRY HILL COUNTY COMMITTEE WOMAN - Page 2


Vote for 9

	Registered Voters	Ballots Cast	% Turnout	Write-In
Cherry Hill Dist 1	210	39	18.57%	0
Cherry Hill Dist 2	149	19	12.75%	0
Cherry Hill Dist 3	187	38	20.32%	0
Cherry Hill Dist 4	206	35	16.99%	0
Cherry Hill Dist 5	130	13	10.00%	0
Cherry Hill Dist 6	155	27	17.42%	0
Cherry Hill Dist 7	135	22	16.30%	0
Cherry Hill Dist 8	122	11	9.02%	0
Cherry Hill Dist 9	132	25	18.94%	0
Cherry Hill Dist 10	258	39	15.12%	0
Cherry Hill Dist 11	219	43	19.63%	0
Cherry Hill Dist 12	150	16	10.67%	0
Cherry Hill Dist 13	260	49	18.85%	0
Cherry Hill Dist 14	166	37	22.29%	0
Cherry Hill Dist 15	181	28	15.47%	0
Cherry Hill Dist 16	122	17	13.93%	0
Cherry Hill Dist 17	162	23	14.20%	0
Cherry Hill Dist 18	145	24	16.55%	1
Cherry Hill Dist 19	121	17	14.05%	0
Cherry Hill Dist 20	260	33	12.69%	0
Cherry Hill Dist 21	190	25	13.16%	0
Cherry Hill Dist 22	253	32	12.65%	0
Cherry Hill Dist 23	168	25	14.88%	9
Cherry Hill Dist 24	177	29	16.38%	0
Cherry Hill Dist 25	191	30	15.71%	0
Cherry Hill Dist 26	263	54	20.53%	0
Cherry Hill Dist 27	197	29	14.72%	0
Cherry Hill Dist 28	171	18	10.53%	0
Cherry Hill Dist 29	245	38	15.51%	0
Cherry Hill Dist 30	67	9	13.43%	0
Cherry Hill Dist 31	142	25	17.61%	0
Cherry Hill Dist 32	68	12	17.65%	0
Cherry Hill Dist 33	239	46	19.25%	0

Camden County  
 Primary Election  
 June 5, 2012

REPUBLICAN CHERRY HILL COUNTY COMMITTEE WOMAN - Page 2

Official Results

  
 Joseph Ripa  
 Camden County Clerk

Vote for 9

	Registered Voters	Ballots Cast	% Turnout	Write-In
Cherry Hill Dist 34	233	25	10.73%	0
Cherry Hill Dist 35	338	69	20.41%	0
Cherry Hill Dist 36	128	19	14.84%	1
Cherry Hill Dist 37	150	16	10.67%	0
Cherry Hill Dist 38	84	14	16.67%	0
Cherry Hill Dist 39	145	18	12.41%	0
Cherry Hill Dist 40	183	29	15.85%	0
Cherry Hill Dist 41	178	27	15.17%	0
Cherry Hill Dist 42	160	31	19.38%	0
Cherry Hill Dist 43	197	19	9.64%	0
Cherry Hill Dist 44	155	15	9.68%	0
Cherry Hill Dist 45	255	43	16.86%	0
Cherry Hill Dist 46	201	25	12.44%	0
Cherry Hill Dist 47	93	9	9.68%	0
Cherry Hill Dist 48	33	1	3.03%	0
Cherry Hill Mail-In Ballot	0	174	0.00%	0
Cherry Hill Provisional	0	4	0.00%	0
Cherry Hill Mail-In Ballot Rejected	0	0	0.00%	0
Cherry Hill Provisional Rejected	0	0	0.00%	0
Cherry Hill Emergency Ballots	0	0	0.00%	0
Totals - Cherry Hill	8374	1465	17.49%	11
Totals - Grand Totals	8374	1465	17.49%	11

Camden County  
 Primary Election  
 June 5, 2012

Official Results

  
 Joseph Ripa  
 Camden County Clerk

REPUBLICAN CHESILHURST COUNCIL  
 Vote for 2

	Registered Voters	Ballots Cast	% Turnout	Write-In
Chesilhurst Dist 1	81	17	20.99%	7
Chesilhurst Mail-In Ballot	0	2	0.00%	0
Chesilhurst Provisional	0	0	0.00%	0
Chesilhurst Mail-In Ballot Rejected	0	0	0.00%	0
Chesilhurst Provisional Rejected	0	0	0.00%	0
Chesilhurst Emergency Ballots	0	0	0.00%	0
Totals - Chesilhurst	81	19	23.46%	7
Totals - Grand Totals	81	19	23.46%	7

Camden County  
 Primary Election  
 June 5, 2012

Official Results


*Joseph Ripa*  
 Joseph Ripa  
 Camden County Clerk

REPUBLICAN CHESILHURST COUNTY COMMITTEE MAN  
 Vote for 1

	Registered Voters	Ballots Cast	% Turnout	Write-In
Chesilhurst Dist 1	81	17	20.99%	3
Chesilhurst Mail-In Ballot	0	2	0.00%	0
Chesilhurst Provisional	0	0	0.00%	0
Chesilhurst Mail-In Ballot Rejected	0	0	0.00%	0
Chesilhurst Provisional Rejected	0	0	0.00%	0
Chesilhurst Emergency Ballots	0	0	0.00%	0
Totals - Chesilhurst	81	19	23.46%	3
Totals - Grand Totals	81	19	23.46%	3

Camden County  
Primary Election  
June 5, 2012

Official Results

  
Joseph Ripa  
Camden County Clerk


REPUBLICAN CHESILHURST COUNTY COMMITTEE WOMAN

Vote for 1

	Registered Voters	Ballots Cast	% Turnout	Write-In
Chesilhurst Dist 1	81	17	20.99%	3
Chesilhurst Mail-In Ballot	0	2	0.00%	0
Chesilhurst Provisional	0	0	0.00%	0
Chesilhurst Mail-In Ballot Rejected	0	0	0.00%	0
Chesilhurst Provisional Rejected	0	0	0.00%	0
Chesilhurst Emergency Ballots	0	0	0.00%	0
Totals - Chesilhurst	81	19	23.46%	3
Totals - Grand Totals	81	19	23.46%	3

Camden County  
 Primary Election  
 June 5, 2012

Official Results


  
 Joseph Ripa  
 Camden County Clerk

REPUBLICAN CLEMENTON COUNCIL  
 Vote for 2

	Registered Voters	Ballots Cast	% Turnout	Joseph Feldman	William F. Weyland	Write-In
Clementon Dist 1	131	29	22.14%	23	20	0
Clementon Dist 2	128	33	25.78%	26	24	0
Clementon Dist 3	145	17	11.72%	12	10	0
Clementon Mail-In Ballot	0	8	0.00%	7	7	0
Clementon Provisional	0	0	0.00%	0	0	0
Clementon Mail-In Ballot Rejected	0	0	0.00%	0	0	0
Clementon Provisional Rejected	0	0	0.00%	0	0	0
Clementon Emergency Ballots	0	0	0.00%	0	0	0
<b>Totals - Clementon</b>	<b>404</b>	<b>87</b>	<b>21.53%</b>	<b>68</b>	<b>61</b>	<b>0</b>
<b>Totals - Grand Totals</b>	<b>404</b>	<b>87</b>	<b>21.53%</b>	<b>68</b>	<b>61</b>	<b>0</b>

Camden County  
 Primary Election  
 June 5, 2012

Official Results

  
 Joseph Ripa  
 Camden County Clerk

REPUBLICAN CLEMENTON COUNTY COMMITTEE MAN


Vote for 1

	Registered Voters	Ballots Cast	% Turnout	Write-In
Clementon Dist 1	131	29	22.14%	1
Clementon Dist 2	128	33	25.78%	0
Clementon Dist 3	145	17	11.72%	0
Clementon Mail-In Ballot	0	8	0.00%	0
Clementon Provisional	0	0	0.00%	0
Clementon Mail-In Ballot Rejected	0	0	0.00%	0
Clementon Provisional Rejected	0	0	0.00%	0
Clementon Emergency Ballots	0	0	0.00%	0
Totals - Clementon	404	87	21.53%	1
Totals - Grand Totals	404	87	21.53%	1



Camden County  
Primary Election  
June 5, 2012

Official Results

  
Joseph Ripa  
Camden County Clerk

REPUBLICAN CLEMENTON COUNTY COMMITTEE WOMAN  
Vote for 1

	Registered Voters	Ballots Cast	% Turnout	Write-In
Clementon Dist 1	131	29	22.14%	1
Clementon Dist 2	128	33	25.78%	0
Clementon Dist 3	145	17	11.72%	0
Clementon Mail-In Ballot	0	8	0.00%	0
Clementon Provisional	0	0	0.00%	0
Clementon Mail-In Ballot Rejected	0	0	0.00%	0
Clementon Provisional Rejected	0	0	0.00%	0
Clementon Emergency Ballots	0	0	0.00%	0
Totals - Clementon	404	87	21.53%	1
Totals - Grand Totals	404	87	21.53%	1

Camden County  
 Primary Election  
 June 5, 2012

Official Results

  
 Joseph Ripa  
 Camden County Clerk

REPUBLICAN COLLINGSWOOD COUNTY COMMITTEE MAN

Vote for 3

	Registered Voters	Ballots Cast	% Turnout	Al Richardson	Erick Ford	Joe Mc Monagle	Write-In
Collingswood Dist 1	113	21	18.58%	18	17	18	0
Collingswood Dist 2	136	32	23.53%	22	21	22	0
Collingswood Dist 3	72	13	18.06%	10	9	9	0
Collingswood Dist 4	86	14	16.28%	11	8	8	0
Collingswood Dist 5	60	3	5.00%	2	3	2	0
Collingswood Dist 6	128	22	17.19%	16	13	16	3
Collingswood Dist 7	151	25	16.56%	18	16	16	0
Collingswood Dist 8	143	14	9.79%	10	10	10	0
Collingswood Dist 9	129	18	13.95%	15	12	12	0
Collingswood Dist 10	122	27	22.13%	21	19	20	0
Collingswood Dist 11	120	26	21.67%	21	20	21	2
Collingswood Dist 12	94	22	23.40%	19	16	16	0
Collingswood Mail-In Ballot	0	18	0.00%	16	14	14	3
Collingswood Provisional	0	0	0.00%	0	0	0	0
Collingswood Mail-In Ballot Rejected	0	0	0.00%	0	0	0	0
Collingswood Provisional Rejected	0	0	0.00%	0	0	0	0
Collingswood Emergency Ballots	0	0	0.00%	0	0	0	0
<b>Totals - Collingswood</b>	<b>1354</b>	<b>255</b>	<b>18.83%</b>	<b>199</b>	<b>178</b>	<b>184</b>	<b>8</b>
<b>Totals - Grand Totals</b>	<b>1354</b>	<b>255</b>	<b>18.83%</b>	<b>199</b>	<b>178</b>	<b>184</b>	<b>8</b>

Camden County  
 Primary Election  
 June 5, 2012

**REPUBLICAN COLLINGSWOOD COUNTY COMMITTEE WOMAN**

Official Results

  
 Joseph Ripa  
 Camden County Clerk

Vote for 3

	Registered Voters	Ballots Cast	% Turnout	Write-In
Collingswood Dist 1	113	21	18.58%	0
Collingswood Dist 2	136	32	23.53%	0
Collingswood Dist 3	72	13	18.06%	0
Collingswood Dist 4	86	14	16.28%	0
Collingswood Dist 5	60	3	5.00%	0
Collingswood Dist 6	128	22	17.19%	1
Collingswood Dist 7	151	25	16.56%	0
Collingswood Dist 8	143	14	9.79%	1
Collingswood Dist 9	129	18	13.95%	0
Collingswood Dist 10	122	27	22.13%	0
Collingswood Dist 11	120	26	21.67%	2
Collingswood Dist 12	94	22	23.40%	0
Collingswood Mail-In Ballot	0	18	0.00%	2
Collingswood Provisional	0	0	0.00%	0
Collingswood Mail-In Ballot Rejected	0	0	0.00%	0
Collingswood Provisional Rejected	0	0	0.00%	0
Collingswood Emergency Ballots	0	0	0.00%	0
<b>Totals - Collingswood</b>	<b>1354</b>	<b>255</b>	<b>18.83%</b>	<b>6</b>
<b>Totals - Grand Totals</b>	<b>1354</b>	<b>255</b>	<b>18.83%</b>	<b>6</b>

Camden County  
 Primary Election  
 June 5, 2012

Official Results

*Joseph Ripa*  
 Joseph Ripa  
 Camden County Clerk

REPUBLICAN GIBBSBORO COUNCIL  
 Vote for 2

	Registered Voters	Ballots Cast	% Turnout	Write-In
Gibbsboro Dist 1	207	20	9.66%	0
Gibbsboro Dist 2	138	23	16.67%	0
Gibbsboro Mail-In Ballot	0	5	0.00%	0
Gibbsboro Provisional	0	0	0.00%	0
Gibbsboro Mail-In Ballot Rejected	0	0	0.00%	0
Gibbsboro Provisional Rejected	0	0	0.00%	0
Gibbsboro Emergency Ballots	0	0	0.00%	0
<b>Totals - Gibbsboro</b>	<b>345</b>	<b>48</b>	<b>13.91%</b>	<b>0</b>
<b>Totals - Grand Totals</b>	<b>345</b>	<b>48</b>	<b>13.91%</b>	<b>0</b>

Camden County  
 Primary Election  
 June 5, 2012  
 Official Results

*Joseph Ripa*  
 Joseph Ripa  
 Camden County Clerk

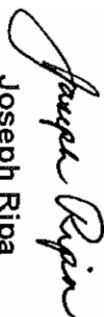
REPUBLICAN GIBBSBORO COUNTY COMMITTEE MAN  
 Vote for 1

	Registered Voters	Ballots Cast	% Turnout	Write-In
Gibbsboro Dist 1	207	20	9.66%	0
Gibbsboro Dist 2	138	23	16.67%	0
Gibbsboro Mail-In Ballot	0	5	0.00%	0
Gibbsboro Provisional	0	0	0.00%	0
Gibbsboro Mail-In Ballot Rejected	0	0	0.00%	0
Gibbsboro Provisional Rejected	0	0	0.00%	0
Gibbsboro Emergency Ballots	0	0	0.00%	0
Totals - Gibbsboro	345	48	13.91%	0
Totals - Grand Totals	345	48	13.91%	0

Camden County  
 Primary Election  
 June 5, 2012

REPUBLICAN GIBBSBORO COUNTY COMMITTEE WOMAN

Official Results

  
 Joseph Ripa  
 Camden County Clerk

Vote for 1

	Registered Voters	Ballots Cast	% Turnout	Write-In
Gibbsboro Dist 1	207	20	9.66%	0
Gibbsboro Dist 2	138	23	16.67%	0
Gibbsboro Mail-In Ballot	0	5	0.00%	0
Gibbsboro Provisional	0	0	0.00%	0
Gibbsboro Mail-In Ballot Rejected	0	0	0.00%	0
Gibbsboro Provisional Rejected	0	0	0.00%	0
Gibbsboro Emergency Ballots	0	0	0.00%	0
<b>Totals - Gibbsboro</b>	<b>345</b>	<b>48</b>	<b>13.91%</b>	<b>0</b>
<b>Totals - Grand Totals</b>	<b>345</b>	<b>48</b>	<b>13.91%</b>	<b>0</b>

Camden County  
 Primary Election  
 June 5, 2012

Official Results

*Joseph Ripa*  
 Joseph Ripa  
 Camden County Clerk

REPUBLICAN GLOUCESTER CITY COUNCIL WARD 1  
 Vote for 1

	Registered Voters	Ballots Cast	% Turnout	David Townsend	Write-In
Gloucester City W1 D1	38	10	26.32%	8	0
Gloucester City W1 D2	48	10	20.83%	8	0
Gloucester City W1 D3	54	13	24.07%	11	0
Gloucester City W1 D4	71	18	25.35%	12	0
Gloucester City Ward 1 Mail-In Ballot	0	2	0.00%	1	0
Gloucester City Ward 1 Provisional	0	0	0.00%	0	0
Gloucester City W1 Mail-In Ballot Rejected	0	0	0.00%	0	0
Gloucester City W1 Provisional Rejected	0	0	0.00%	0	0
Gloucester City W1 Emergency Ballots	0	0	0.00%	0	0
<b>Totals - Gloucester City W1</b>	<b>211</b>	<b>53</b>	<b>25.12%</b>	<b>40</b>	<b>0</b>
<b>Totals - Gloucester City</b>	<b>211</b>	<b>53</b>	<b>25.12%</b>	<b>40</b>	<b>0</b>
<b>Totals - Grand Totals</b>	<b>211</b>	<b>53</b>	<b>25.12%</b>	<b>40</b>	<b>0</b>

Camden County  
 Primary Election  
 June 5, 2012

Official Results

  
 Joseph Ripa  
 Camden County Clerk

REPUBLICAN GLOUCESTER CITY COUNCIL WARD 2  
 Vote for 1

	Registered Voters	Ballots Cast	% Turnout	Write-In
Gloucester City W2 D1	73	19	26.03%	0
Gloucester City W2 D2	83	10	12.05%	1
Gloucester City W2 D3	127	22	17.32%	0
Gloucester City Ward 2 Mail-In Ballot	0	4	0.00%	0
Gloucester City Ward 2 Provisional	0	0	0.00%	0
Gloucester City W2 Mail-In Ballot Rejected	0	0	0.00%	0
Gloucester City W2 Provisional Rejected	0	0	0.00%	0
Gloucester City W2 Emergency Ballots	0	0	0.00%	0
<b>Totals - Gloucester City W2</b>	<b>283</b>	<b>55</b>	<b>19.43%</b>	<b>1</b>
<b>Totals - Gloucester City</b>	<b>283</b>	<b>55</b>	<b>19.43%</b>	<b>1</b>
<b>Totals - Grand Totals</b>	<b>283</b>	<b>55</b>	<b>19.43%</b>	<b>1</b>



Camden County  
 Primary Election  
 June 5, 2012

Official Results


  
 Joseph Ripa  
 Camden County Clerk

REPUBLICAN GLOUCESTER CITY COUNCIL WARD 3 UNEX  
 Vote for 1

	Registered Voters	Ballots Cast	% Turnout	Anthony Wojtkowiak	Write-In
Gloucester City W3 D1	90	22	24.44%	17	0
Gloucester City W3 D2	101	18	17.82%	15	0
Gloucester City Ward 3 Mail-In Ballot	0	3	0.00%	2	0
Gloucester City Ward 3 Provisional	0	0	0.00%	0	0
Gloucester City W3 Mail-In Ballot Rejected	0	0	0.00%	0	0
Gloucester City W3 Provisional Rejected	0	0	0.00%	0	0
Gloucester City W3 Emergency Ballots	0	0	0.00%	0	0
<b>Totals - Gloucester City W3</b>	<b>191</b>	<b>43</b>	<b>22.51%</b>	<b>34</b>	<b>0</b>
<b>Totals - Gloucester City</b>	<b>191</b>	<b>43</b>	<b>22.51%</b>	<b>34</b>	<b>0</b>
<b>Totals - Grand Totals</b>	<b>191</b>	<b>43</b>	<b>22.51%</b>	<b>34</b>	<b>0</b>

Camden County  
 Primary Election  
 June 5, 2012

Official Results

  
 Joseph Ripa  
 Camden County Clerk

**REPUBLICAN GLOUCESTER CITY COUNCIL WARD 3**  
 Vote for 1

	Registered Voters	Ballots Cast	% Turnout	Lisa Lopez	Write-In
Gloucester City W3 D1	90	22	24.44%	15	0
Gloucester City W3 D2	101	18	17.82%	16	0
Gloucester City Ward 3 Mail-In Ballot	0	3	0.00%	2	0
Gloucester City Ward 3 Provisional	0	0	0.00%	0	0
Gloucester City W3 Mail-In Ballot Rejected	0	0	0.00%	0	0
Gloucester City W3 Provisional Rejected	0	0	0.00%	0	0
Gloucester City W3 Emergency Ballots	0	0	0.00%	0	0
<b>Totals - Gloucester City W3</b>	<b>191</b>	<b>43</b>	<b>22.51%</b>	<b>33</b>	<b>0</b>
<b>Totals - Gloucester City</b>	<b>191</b>	<b>43</b>	<b>22.51%</b>	<b>33</b>	<b>0</b>
<b>Totals - Grand Totals</b>	<b>191</b>	<b>43</b>	<b>22.51%</b>	<b>33</b>	<b>0</b>

Camden County  
 Primary Election  
 June 5, 2012

**REPUBLICAN GLOUCESTER CITY COUNTY COMMITTEE MAN**


Official Results

*Joseph Ripa*  
 Joseph Ripa  
 Camden County Clerk

Vote for 2

	Registered Voters	Ballots Cast	% Turnout	Wil Levins	Jim Doster	John Raube	David Raube	Write-In
Gloucester City W1 D1	38	10	26.32%	7	6	1	1	0
Gloucester City W1 D2	48	10	20.83%	7	4	2	2	0
Gloucester City W1 D3	54	13	24.07%	9	8	4	3	0
Gloucester City W1 D4	71	18	25.35%	11	8	6	7	0
Gloucester City Ward 1 Mail-In Ballot	0	2	0.00%	2	1	0	0	0
Gloucester City Ward 1 Provisional	0	0	0.00%	0	0	0	0	0
Gloucester City W1 Mail-In Ballot Rejected	0	0	0.00%	0	0	0	0	0
Gloucester City W1 Provisional Rejected	0	0	0.00%	0	0	0	0	0
Gloucester City W1 Emergency Ballots	0	0	0.00%	0	0	0	0	0
<b>Totals - Gloucester City W1</b>	<b>211</b>	<b>53</b>	<b>25.12%</b>	<b>36</b>	<b>27</b>	<b>13</b>	<b>13</b>	<b>0</b>
Gloucester City W2 D1	73	19	26.03%	14	11	2	2	0
Gloucester City W2 D2	83	10	12.05%	6	4	4	4	0
Gloucester City W2 D3	127	22	17.32%	16	13	1	2	0
Gloucester City Ward 2 Mail-In Ballot	0	4	0.00%	3	3	2	0	0
Gloucester City Ward 2 Provisional	0	0	0.00%	0	0	0	0	0
Gloucester City W2 Mail-In Ballot Rejected	0	0	0.00%	0	0	0	0	0
Gloucester City W2 Provisional Rejected	0	0	0.00%	0	0	0	0	0
Gloucester City W2 Emergency Ballots	0	0	0.00%	0	0	0	0	0
<b>Totals - Gloucester City W2</b>	<b>283</b>	<b>55</b>	<b>19.43%</b>	<b>39</b>	<b>31</b>	<b>9</b>	<b>8</b>	<b>0</b>
Gloucester City W3 D1	90	22	24.44%	17	16	0	0	0
Gloucester City W3 D2	101	18	17.82%	14	11	3	3	0
Gloucester City Ward 3 Mail-In Ballot	0	3	0.00%	2	2	0	0	0
Gloucester City Ward 3 Provisional	0	0	0.00%	0	0	0	0	0
Gloucester City W3 Mail-In Ballot Rejected	0	0	0.00%	0	0	0	0	0
Gloucester City W3 Provisional Rejected	0	0	0.00%	0	0	0	0	0
Gloucester City W3 Emergency Ballots	0	0	0.00%	0	0	0	0	0
<b>Totals - Gloucester City W3</b>	<b>191</b>	<b>43</b>	<b>22.51%</b>	<b>33</b>	<b>29</b>	<b>3</b>	<b>3</b>	<b>0</b>

Camden County  
Primary Election  
June 5, 2012  
Official Results

  
Joseph Ripa  
Camden County Clerk

REPUBLICAN GLOUCESTER CITY COUNTY COMMITTEE MAN  
Vote for 2

Totals - Gloucester City	685	Registered Voters	685	151	Ballots Cast	151	22.04%	% Turnout	108	Wil Levins	87	Jim Doster	25	John Raube	24	David Raube	0	Write-In
Totals - Grand Totals	685		685	151		151	22.04%		108		87		25		24		0	

Camden County  
 Primary Election  
 June 5, 2012

**REPUBLICAN GLOUCESTER CITY COUNTY COMMITTEE WOMAN**

Official Results

*Joseph Ripa*  
 Joseph Ripa  
 Camden County Clerk

Vote for 2

	Registered Voters	Ballots Cast	% Turnout	Gina Levins	Write-In
Gloucester City W1 D1	38	10	26.32%	8	0
Gloucester City W1 D2	48	10	20.83%	5	1
Gloucester City W1 D3	54	13	24.07%	12	0
Gloucester City W1 D4	71	18	25.35%	12	4
Gloucester City Ward 1 Mail-In Ballot	0	2	0.00%	2	0
Gloucester City Ward 1 Provisional	0	0	0.00%	0	0
Gloucester City W1 Mail-In Ballot Rejected	0	0	0.00%	0	0
Gloucester City W1 Provisional Rejected	0	0	0.00%	0	0
Gloucester City W1 Emergency Ballots	0	0	0.00%	0	0
<b>Totals - Gloucester City W1</b>	<b>211</b>	<b>53</b>	<b>25.12%</b>	<b>39</b>	<b>5</b>
Gloucester City W2 D1	73	19	26.03%	17	0
Gloucester City W2 D2	83	10	12.05%	8	1
Gloucester City W2 D3	127	22	17.32%	18	0
Gloucester City Ward 2 Mail-In Ballot	0	4	0.00%	4	0
Gloucester City Ward 2 Provisional	0	0	0.00%	0	0
Gloucester City W2 Mail-In Ballot Rejected	0	0	0.00%	0	0
Gloucester City W2 Provisional Rejected	0	0	0.00%	0	0
Gloucester City W2 Emergency Ballots	0	0	0.00%	0	0
<b>Totals - Gloucester City W2</b>	<b>283</b>	<b>55</b>	<b>19.43%</b>	<b>47</b>	<b>1</b>
Gloucester City W3 D1	90	22	24.44%	17	0
Gloucester City W3 D2	101	18	17.82%	15	0
Gloucester City Ward 3 Mail-In Ballot	0	3	0.00%	2	0
Gloucester City Ward 3 Provisional	0	0	0.00%	0	0
Gloucester City W3 Mail-In Ballot Rejected	0	0	0.00%	0	0
Gloucester City W3 Provisional Rejected	0	0	0.00%	0	0
Gloucester City W3 Emergency Ballots	0	0	0.00%	0	0
<b>Totals - Gloucester City W3</b>	<b>191</b>	<b>43</b>	<b>22.51%</b>	<b>34</b>	<b>0</b>

Camden County  
Primary Election  
June 5, 2012

Official Results

  
Joseph Ripa  
Camden County Clerk

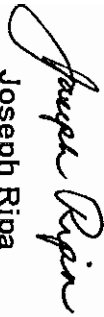
**REPUBLICAN GLOUCESTER CITY COUNTY COMMITTEE WOMAN**  
Vote for 2

Totals - Gloucester City  
Totals - Grand Totals

685	Registered Voters	685			
151	Ballots Cast	151			
22.04%	% Turnout	22.04%			
120	Gina Levins	120			
6	Write-In	6			

Camden County  
 Primary Election  
 June 5, 2012

Official Results

  
 Joseph Ripa  
 Camden County Clerk

REPUBLICAN GLOUCESTER TWP COUNTY COMMITTEE MAN


Vote for 7

	Registered Voters	Ballots Cast	% Turnout	Raymond Polidoro	Michael Martin	Dennis W. Palmer	Charles Fote III	Jeffrey Booker	James Bonnette Sr.	Eugene Lawrence	Eric Lawrence	Robbie Traylor
Gloucester Twp Dist 1	109	18	16.51%	14	9	9	10	9	9	10	3	3
Gloucester Twp Dist 2	95	20	21.05%	17	16	16	16	16	16	17	1	1
Gloucester Twp Dist 3	136	14	10.29%	10	9	8	8	8	8	8	2	2
Gloucester Twp Dist 4	197	32	16.24%	19	21	21	18	21	22	23	7	8
Gloucester Twp Dist 5	158	15	9.49%	9	7	7	7	7	7	8	4	4
Gloucester Twp Dist 6	234	30	12.82%	27	26	24	24	24	24	26	2	2
Gloucester Twp Dist 7	190	32	16.84%	20	15	19	15	15	17	20	13	12
Gloucester Twp Dist 8	115	12	10.43%	10	8	8	7	8	8	8	1	1
Gloucester Twp Dist 9	216	27	12.50%	21	19	20	18	19	18	20	6	6
Gloucester Twp Dist 10	165	29	17.58%	22	20	21	17	17	18	20	3	4
Gloucester Twp Dist 11	207	47	22.71%	31	29	27	26	29	31	30	9	10
Gloucester Twp Dist 12	193	28	14.51%	20	20	20	19	21	22	22	5	8
Gloucester Twp Dist 13	147	26	17.69%	19	19	18	19	18	18	17	2	1
Gloucester Twp Dist 14	98	13	13.27%	12	10	9	10	9	9	10	2	2
Gloucester Twp Dist 15	216	32	14.81%	24	21	20	19	20	20	21	8	9
Gloucester Twp Dist 16	215	38	17.67%	28	25	26	24	26	28	26	8	8
Gloucester Twp Dist 17	215	36	16.74%	20	17	16	15	14	17	19	17	17
Gloucester Twp Dist 18	150	32	21.33%	20	16	16	15	16	16	16	10	9
Gloucester Twp Dist 19	174	19	10.92%	18	16	16	15	16	16	16	2	3
Gloucester Twp Dist 20	141	20	14.18%	11	9	9	9	9	15	16	9	9
Gloucester Twp Dist 21	116	20	17.24%	18	14	17	17	15	17	14	1	2
Gloucester Twp Dist 22	109	14	12.84%	8	9	8	8	8	8	9	3	3
Gloucester Twp Dist 23	140	12	8.57%	4	2	1	1	1	4	4	5	5
Gloucester Twp Dist 24	184	28	15.22%	24	22	23	24	22	24	20	2	2
Gloucester Twp Dist 25	185	27	14.59%	19	13	13	13	13	14	14	1	1
Gloucester Twp Dist 26	159	20	12.58%	12	9	10	9	10	9	9	4	5
Gloucester Twp Dist 27	184	41	22.28%	37	35	34	34	37	36	37	1	2
Gloucester Twp Dist 28	122	17	13.93%	12	11	12	11	11	12	14	3	3
Gloucester Twp Dist 29	163	18	11.04%	13	12	14	11	11	11	15	4	4
Gloucester Twp Dist 30	215	28	13.02%	20	11	15	13	14	16	17	10	7
Gloucester Twp Dist 31	135	20	14.81%	16	13	13	13	11	14	15	3	3
Gloucester Twp Dist 32	180	36	20.00%	26	23	23	22	23	24	21	4	4
Gloucester Twp Dist 33	102	17	16.67%	11	9	10	8	9	11	12	4	6

Camden County  
 Primary Election  
 June 5, 2012

**REPUBLICAN GLOUCESTER TWP COUNTY COMMITTEE MAN**  
 Vote for 7

Official Results


  
 Joseph Ripa  
 Camden County Clerk

	Registered Voters	Ballots Cast	% Turnout	Raymond Polidoro	Michael Martin	Dennis W. Palmer	Charles Fote III	Jeffrey Booker	James Bonnette Sr.	Eugene Lawrence	Eric Lawrence	Robbie Traylor
Gloucester Twp Dist 34	109	26	23.85%	18	14	12	10	11	12	13	4	4
Gloucester Twp Dist 35	123	17	13.82%	14	13	11	10	11	12	12	3	2
Gloucester Twp Dist 36	135	20	14.81%	12	12	11	11	12	11	11	2	3
Gloucester Twp Dist 37	20	1	5.00%	0	0	0	0	0	0	0	0	0
Gloucester Twp Dist 38	78	13	16.67%	7	8	7	6	7	7	9	5	5
Gloucester Twp Dist 39	83	10	12.05%	6	5	5	5	5	7	7	3	3
Gloucester Twp Dist 40	125	11	8.80%	7	7	7	6	6	7	7	1	2
Gloucester Twp Mail-In Ballot	0	101	0.00%	74	71	70	64	70	69	72	22	23
Gloucester Twp Provisional	0	3	0.00%	1	0	1	0	0	0	1	1	2
Gloucester Twp Mail-In Ballot Rejected	0	0	0.00%	0	0	0	0	0	0	0	0	0
Gloucester Twp Provisional Rejected	0	0	0.00%	0	0	0	0	0	0	0	0	0
Gloucester Twp Emergency Ballots	0	0	0.00%	0	0	0	0	0	0	0	0	0
Totals - Gloucester Twp	6038	1020	16.89%	731	645	647	607	629	664	686	200	210
Totals - Grand Totals	6038	1020	16.89%	731	645	647	607	629	664	686	200	210



Camden County  
 Primary Election  
 June 5, 2012

Official Results

  
 Joseph Ripa  
 Camden County Clerk

REPUBLICAN GLOUCESTER TWP COUNTY COMMITTEE MAN - Page 2

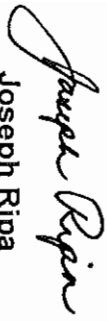
Vote for 7

	Registered Voters	Ballots Cast	% Turnout	Fernando Powers	Lewis J. Reed	William H. Holmes Jr.	Write-In
Gloucester Twp Dist 1	109	18	16.51%	2	2	2	0
Gloucester Twp Dist 2	95	20	21.05%	1	1	1	0
Gloucester Twp Dist 3	136	14	10.29%	2	2	2	1
Gloucester Twp Dist 4	197	32	16.24%	7	7	7	0
Gloucester Twp Dist 5	158	15	9.49%	5	4	4	0
Gloucester Twp Dist 6	234	30	12.82%	2	2	2	0
Gloucester Twp Dist 7	190	32	16.84%	12	12	11	0
Gloucester Twp Dist 8	115	12	10.43%	1	2	1	0
Gloucester Twp Dist 9	216	27	12.50%	6	6	6	0
Gloucester Twp Dist 10	165	29	17.58%	3	2	4	0
Gloucester Twp Dist 11	207	47	22.71%	9	9	9	0
Gloucester Twp Dist 12	193	28	14.51%	6	6	6	0
Gloucester Twp Dist 13	147	26	17.69%	1	0	1	0
Gloucester Twp Dist 14	98	13	13.27%	2	2	2	0
Gloucester Twp Dist 15	216	32	14.81%	8	8	7	0
Gloucester Twp Dist 16	215	38	17.67%	8	8	8	0
Gloucester Twp Dist 17	215	36	16.74%	16	17	14	1
Gloucester Twp Dist 18	150	32	21.33%	8	9	9	1
Gloucester Twp Dist 19	174	19	10.92%	2	3	1	0
Gloucester Twp Dist 20	141	20	14.18%	7	7	7	0
Gloucester Twp Dist 21	116	20	17.24%	1	2	1	0
Gloucester Twp Dist 22	109	14	12.84%	3	3	3	0
Gloucester Twp Dist 23	140	12	8.57%	5	5	5	0
Gloucester Twp Dist 24	184	28	15.22%	2	2	2	0
Gloucester Twp Dist 25	185	27	14.59%	1	1	1	0
Gloucester Twp Dist 26	159	20	12.58%	5	5	5	0
Gloucester Twp Dist 27	184	41	22.28%	3	2	2	0
Gloucester Twp Dist 28	122	17	13.93%	2	2	2	0
Gloucester Twp Dist 29	163	18	11.04%	4	4	4	0
Gloucester Twp Dist 30	215	28	13.02%	5	9	6	0
Gloucester Twp Dist 31	135	20	14.81%	2	3	2	0
Gloucester Twp Dist 32	180	36	20.00%	5	7	4	0
Gloucester Twp Dist 33	102	17	16.67%	5	3	4	0

Camden County  
 Primary Election  
 June 5, 2012

REPUBLICAN GLOUCESTER TWP COUNTY COMMITTEE MAN - Page 2

Official Results

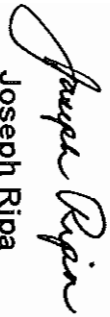
  
 Joseph Ripa  
 Camden County Clerk

Vote for 7

	Registered Voters	Ballots Cast	% Turnout	Fernando Powers	Lewis J. Reed	William H. Holmes Jr.	Write-In
Gloucester Twp Dist 34	109	26	23.85%	4	5	4	1
Gloucester Twp Dist 35	123	17	13.82%	4	3	2	0
Gloucester Twp Dist 36	135	20	14.81%	1	1	1	0
Gloucester Twp Dist 37	20	1	5.00%	0	0	0	0
Gloucester Twp Dist 38	78	13	16.67%	4	5	5	0
Gloucester Twp Dist 39	83	10	12.05%	3	3	3	0
Gloucester Twp Dist 40	125	11	8.80%	2	2	3	0
Gloucester Twp Mail-In Ballot	0	101	0.00%	20	22	23	2
Gloucester Twp Provisional	0	3	0.00%	2	2	2	0
Gloucester Twp Mail-In Ballot Rejected	0	0	0.00%	0	0	0	0
Gloucester Twp Provisional Rejected	0	0	0.00%	0	0	0	0
Gloucester Twp Emergency Ballots	0	0	0.00%	0	0	0	0
Totals - Gloucester Twp	6038	1020	16.89%	191	200	189	6
Totals - Grand Totals	6038	1020	16.89%	191	200	189	6

Camden County  
 Primary Election  
 June 5, 2012

Official Results

  
 Joseph Ripa  
 Camden County Clerk

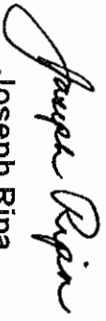
REPUBLICAN GLOUCESTER TWP COUNTY COMMITTEE WOMAN

Vote for 7

	Registered Voters	Ballots Cast	% Turnout	Linda Musser	Margaret Centritto	Diana Escobar-Wachter	Stacy Santiago	Erica Weissmann	Shelley Lovett	Joanne P. Carr	Alice Grace Reed	Write-In
Gloucester Twp Dist 1	109	18	16.51%	15	10	10	10	10	9	10	3	1
Gloucester Twp Dist 2	95	20	21.05%	17	16	17	17	17	17	17	2	0
Gloucester Twp Dist 3	136	14	10.29%	10	9	9	9	10	7	9	3	0
Gloucester Twp Dist 4	197	32	16.24%	21	22	21	21	23	28	25	8	0
Gloucester Twp Dist 5	158	15	9.49%	12	10	8	9	9	9	9	3	0
Gloucester Twp Dist 6	234	30	12.82%	26	22	21	23	22	24	19	2	0
Gloucester Twp Dist 7	190	32	16.84%	21	19	20	19	20	18	19	1	0
Gloucester Twp Dist 8	115	12	10.43%	10	9	8	9	9	9	7	1	0
Gloucester Twp Dist 9	216	27	12.50%	24	23	23	24	23	22	22	4	0
Gloucester Twp Dist 10	165	29	17.58%	25	21	20	20	19	20	22	3	0
Gloucester Twp Dist 11	207	47	22.71%	32	34	32	33	34	38	34	8	0
Gloucester Twp Dist 12	193	28	14.51%	22	22	19	23	21	22	21	7	0
Gloucester Twp Dist 13	147	26	17.69%	20	19	17	19	19	20	17	1	0
Gloucester Twp Dist 14	98	13	13.27%	12	11	11	11	11	11	10	2	0
Gloucester Twp Dist 15	216	32	14.81%	25	25	23	26	24	23	24	9	0
Gloucester Twp Dist 16	215	38	17.67%	32	34	32	32	33	32	32	6	0
Gloucester Twp Dist 17	215	36	16.74%	18	21	21	21	21	20	23	18	0
Gloucester Twp Dist 18	150	32	21.33%	21	18	18	17	18	18	18	9	0
Gloucester Twp Dist 19	174	19	10.92%	19	18	18	18	18	15	18	3	0
Gloucester Twp Dist 20	141	20	14.18%	12	15	15	15	16	16	16	7	0
Gloucester Twp Dist 21	116	20	17.24%	16	17	17	16	17	16	15	1	0
Gloucester Twp Dist 22	109	14	12.84%	8	10	9	9	9	9	9	2	0
Gloucester Twp Dist 23	140	12	8.57%	5	5	5	5	6	6	5	3	0
Gloucester Twp Dist 24	184	28	15.22%	24	24	23	24	22	23	23	2	0
Gloucester Twp Dist 25	185	27	14.59%	20	15	15	15	15	15	15	1	0
Gloucester Twp Dist 26	159	20	12.58%	14	10	10	10	10	8	10	3	0
Gloucester Twp Dist 27	184	41	22.28%	37	37	36	38	37	37	37	3	0
Gloucester Twp Dist 28	122	17	13.93%	13	12	14	12	14	14	14	3	0
Gloucester Twp Dist 29	163	18	11.04%	12	11	11	11	11	11	12	4	0
Gloucester Twp Dist 30	215	28	13.02%	20	20	20	18	19	19	20	7	0
Gloucester Twp Dist 31	135	20	14.81%	14	15	14	15	15	15	16	4	0
Gloucester Twp Dist 32	180	36	20.00%	28	24	24	24	24	22	24	5	0
Gloucester Twp Dist 33	102	17	16.67%	11	12	12	6	11	11	10	4	0

Camden County  
 Primary Election  
 June 5, 2012

Official Results

  
 Joseph Ripa  
 Camden County Clerk


REPUBLICAN GLOUCESTER TWP COUNTY COMMITTEE WOMAN

Vote for 7

	Registered Voters	Ballots Cast	% Turnout	Linda Musser	Margaret Centritto	Diana Escobar-Wachter	Stacy Santiago	Erica Weissmann	Shelley Lovett	Joanne P. Carr	Alice Grace Reed	Write-In
Gloucester Twp Dist 34	109	26	23.85%	17	13	13	13	14	15	12	5	0
Gloucester Twp Dist 35	123	17	13.82%	13	14	13	13	13	12	12	3	0
Gloucester Twp Dist 36	135	20	14.81%	11	11	12	11	11	13	11	2	0
Gloucester Twp Dist 37	20	1	5.00%	0	0	0	0	0	0	0	0	0
Gloucester Twp Dist 38	78	13	16.67%	8	10	10	10	9	7	10	0	0
Gloucester Twp Dist 39	83	10	12.05%	8	6	6	6	7	5	5	2	0
Gloucester Twp Dist 40	125	11	8.80%	7	7	7	7	5	8	7	5	0
Gloucester Twp Mail-In Ballot	0	101	0.00%	82	82	75	82	82	80	80	27	0
Gloucester Twp Provisional	0	3	0.00%	1	1	1	0	1	1	1	2	0
Gloucester Twp Mail-In Ballot Rejected	0	0	0.00%	0	0	0	0	0	0	0	0	0
Gloucester Twp Provisional Rejected	0	0	0.00%	0	0	0	0	0	0	0	0	0
Gloucester Twp Emergency Ballots	0	0	0.00%	0	0	0	0	0	0	0	0	0
Totals - Gloucester Twp	6038	1020	16.89%	763	734	710	721	729	725	720	203	1
Totals - Grand Totals	6038	1020	16.89%	763	734	710	721	729	725	720	203	1

Camden County  
 Primary Election  
 June 5, 2012

Official Results

  
 Joseph Ripa  
 Camden County Clerk

REPUBLICAN HADDON HEIGHTS COUNCIL UNEX  
 Vote for 1

	Registered Voters	Ballots Cast	% Turnout	Susan R. Griffith	Write-In
Haddon Heights Dist 1	160	19	11.88%	18	0
Haddon Heights Dist 2	106	19	17.92%	14	0
Haddon Heights Dist 3	262	49	18.70%	41	0
Haddon Heights Dist 4	151	32	21.19%	27	0
Haddon Heights Dist 5	188	33	17.55%	31	0
Haddon Heights Dist 6	216	36	16.67%	31	0
Haddon Heights Dist 7	221	32	14.48%	29	0
Haddon Heights Mail-In Ballot	0	19	0.00%	16	0
Haddon Heights Provisional	0	0	0.00%	0	0
Haddon Heights Mail-In Ballot Rejected	0	0	0.00%	0	0
Haddon Heights Provisional Rejected	0	0	0.00%	0	0
Haddon Heights Emergency Ballots	0	0	0.00%	0	0
Totals - Haddon Heights	1304	239	18.33%	207	0
Totals - Grand Totals	1304	239	18.33%	207	0

Camden County  
 Primary Election  
 June 5, 2012

Official Results

*Joseph Ripa*  
 Joseph Ripa  
 Camden County Clerk

REPUBLICAN HADDON HEIGHTS COUNCIL

Vote for 1

	Registered Voters	Ballots Cast	% Turnout	Jack D. Merryfield	David M. Ragonese	Write-In
Haddon Heights Dist 1	160	19	11.88%	18	14	1
Haddon Heights Dist 2	106	19	17.92%	15	15	0
Haddon Heights Dist 3	262	49	18.70%	42	33	6
Haddon Heights Dist 4	151	32	21.19%	27	24	0
Haddon Heights Dist 5	188	33	17.55%	31	30	0
Haddon Heights Dist 6	216	36	16.67%	31	28	0
Haddon Heights Dist 7	221	32	14.48%	29	25	0
Haddon Heights Mail-In Ballot	0	19	0.00%	17	17	0
Haddon Heights Provisional	0	0	0.00%	0	0	0
Haddon Heights Mail-In Ballot Rejected	0	0	0.00%	0	0	0
Haddon Heights Provisional Rejected	0	0	0.00%	0	0	0
Haddon Heights Emergency Ballots	0	0	0.00%	0	0	0
Totals - Haddon Heights	1304	239	18.33%	210	186	7
Totals - Grand Totals	1304	239	18.33%	210	186	7

Camden County  
 Primary Election  
 June 5, 2012

Official Results

*Joseph Ripa*  
 Joseph Ripa  
 Camden County Clerk

REPUBLICAN HADDON HEIGHTS COUNTY COMMITTEE MAN

Vote for 3

	Registered Voters	Ballots Cast	% Turnout	Albert J. Olizi Jr.	Jack D. Merryfield	Christopher L. Soriano	Write-In
Haddon Heights Dist 1	160	19	11.88%	17	17	16	0
Haddon Heights Dist 2	106	19	17.92%	13	13	11	0
Haddon Heights Dist 3	262	49	18.70%	41	39	37	0
Haddon Heights Dist 4	151	32	21.19%	26	25	24	0
Haddon Heights Dist 5	188	33	17.55%	29	31	29	0
Haddon Heights Dist 6	216	36	16.67%	27	28	27	0
Haddon Heights Dist 7	221	32	14.48%	28	27	25	0
Haddon Heights Mail-In Ballot	0	19	0.00%	17	18	18	0
Haddon Heights Provisional	0	0	0.00%	0	0	0	0
Haddon Heights Mail-In Ballot Rejected	0	0	0.00%	0	0	0	0
Haddon Heights Provisional Rejected	0	0	0.00%	0	0	0	0
Haddon Heights Emergency Ballots	0	0	0.00%	0	0	0	0
Totals - Haddon Heights	1304	239	18.33%	198	198	187	0
Totals - Grand Totals	1304	239	18.33%	198	198	187	0

Camden County  
 Primary Election  
 June 5, 2012

Official Results

  
 Joseph Ripa  
 Camden County Clerk

REPUBLICAN HADDON HEIGHTS COUNTY COMMITTEE WOMAN  
 Vote for 3

	Registered Voters	Ballots Cast	% Turnout	Kimberley Kluchnick	Audrey F. Di Renzo	Rita Rapa	Write-In
Haddon Heights Dist 1	160	19	11.88%	18	16	17	0
Haddon Heights Dist 2	106	19	17.92%	13	11	12	0
Haddon Heights Dist 3	262	49	18.70%	40	40	39	0
Haddon Heights Dist 4	151	32	21.19%	25	26	25	0
Haddon Heights Dist 5	188	33	17.55%	31	28	30	0
Haddon Heights Dist 6	216	36	16.67%	26	30	27	0
Haddon Heights Dist 7	221	32	14.48%	28	25	25	0
Haddon Heights Mail-In Ballot	0	19	0.00%	16	17	17	0
Haddon Heights Provisional	0	0	0.00%	0	0	0	0
Haddon Heights Mail-In Ballot Rejected	0	0	0.00%	0	0	0	0
Haddon Heights Provisional Rejected	0	0	0.00%	0	0	0	0
Haddon Heights Emergency Ballots	0	0	0.00%	0	0	0	0
Totals - Haddon Heights	1304	239	18.33%	197	193	192	0
Totals - Grand Totals	1304	239	18.33%	197	193	192	0



Camden County  
 Primary Election  
 June 5, 2012

Official Results

  
 Joseph Ripa  
 Camden County Clerk

REPUBLICAN HADDON TWP COUNTY COMMITTEE MAN  
 Vote for 5

	Registered Voters	Ballots Cast	% Turnout	Robert J. Venuti	Lawrence Gasperone Jr.	William Mann	Aaron Rocks	Joshua Rocks	Write-In
Haddon Twp Dist 1	136	16	11.76%	15	14	14	14	14	0
Haddon Twp Dist 2	101	12	11.88%	11	9	9	8	8	0
Haddon Twp Dist 3	188	22	11.70%	18	11	11	11	11	0
Haddon Twp Dist 4	106	22	20.75%	19	17	18	16	16	0
Haddon Twp Dist 5	70	13	18.57%	12	12	12	12	12	0
Haddon Twp Dist 6	100	20	20.00%	14	12	12	9	9	0
Haddon Twp Dist 7	112	20	17.86%	17	14	14	14	14	0
Haddon Twp Dist 8	128	20	15.63%	18	18	18	18	17	0
Haddon Twp Dist 9	89	13	14.61%	11	10	10	10	9	0
Haddon Twp Dist 10	133	33	24.81%	29	27	25	25	25	0
Haddon Twp Dist 11	168	37	22.02%	31	25	25	25	25	0
Haddon Twp Dist 12	294	45	15.31%	41	33	32	32	31	0
Haddon Twp Dist 13	122	15	12.30%	11	8	7	8	8	0
Haddon Twp Dist 14	129	20	15.50%	17	16	13	14	14	0
Haddon Twp Dist 15	146	35	23.97%	28	25	24	24	24	0
Haddon Twp Mail-In Ballot	0	34	0.00%	32	31	31	31	31	0
Haddon Twp Provisional	0	2	0.00%	0	0	0	0	0	0
Haddon Twp Mail-In Ballot Rejected	0	0	0.00%	0	0	0	0	0	0
Haddon Twp Provisional Rejected	0	0	0.00%	0	0	0	0	0	0
Haddon Twp Emergency Ballots	0	0	0.00%	0	0	0	0	0	0
Totals - Haddon Twp	2022	379	18.74%	324	282	275	271	268	0
Totals - Grand Totals	2022	379	18.74%	324	282	275	271	268	0

Camden County  
 Primary Election  
 June 5, 2012

Official Results

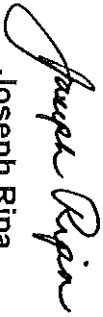
*Joseph Ripa*  
 Joseph Ripa  
 Camden County Clerk

REPUBLICAN HADDON TWP COUNTY COMMITTEE WOMAN  
 Vote for 5

	Registered Voters	Ballots Cast	% Turnout	Jennie Helms	Dolores G. Hughes	Elizabeth Helms	Nancy W. Crowthers	Janetta L. Crowthers	Write-In
Haddon Twp Dist 1	136	16	11.76%	15	14	14	14	13	0
Haddon Twp Dist 2	101	12	11.88%	10	9	7	8	8	0
Haddon Twp Dist 3	188	22	11.70%	16	12	12	12	12	0
Haddon Twp Dist 4	106	22	20.75%	19	18	17	17	16	0
Haddon Twp Dist 5	70	13	18.57%	12	12	12	12	12	0
Haddon Twp Dist 6	100	20	20.00%	13	10	10	11	11	0
Haddon Twp Dist 7	112	20	17.86%	16	14	13	12	12	0
Haddon Twp Dist 8	128	20	15.63%	18	18	18	18	18	0
Haddon Twp Dist 9	89	13	14.61%	11	10	10	10	11	0
Haddon Twp Dist 10	133	33	24.81%	29	25	27	24	24	0
Haddon Twp Dist 11	168	37	22.02%	30	26	25	27	25	1
Haddon Twp Dist 12	294	45	15.31%	40	31	30	30	30	0
Haddon Twp Dist 13	122	15	12.30%	11	12	10	11	10	0
Haddon Twp Dist 14	129	20	15.50%	16	15	15	15	15	0
Haddon Twp Dist 15	146	35	23.97%	28	25	24	23	24	0
Haddon Twp Mail-In Ballot	0	34	0.00%	31	31	31	31	31	0
Haddon Twp Provisional	0	2	0.00%	0	0	0	0	0	0
Haddon Twp Mail-In Ballot Rejected	0	0	0.00%	0	0	0	0	0	0
Haddon Twp Provisional Rejected	0	0	0.00%	0	0	0	0	0	0
Haddon Twp Emergency Ballots	0	0	0.00%	0	0	0	0	0	0
Totals - Haddon Twp	2022	379	18.74%	315	282	275	275	272	1
Totals - Grand Totals	2022	379	18.74%	315	282	275	275	272	1

Camden County  
 Primary Election  
 June 5, 2012

Official Results

  
 Joseph Ripa  
 Camden County Clerk

REPUBLICAN HADDONFIELD COUNTY COMMITTEE MAN  
 Vote for 5

	Registered Voters	Ballots Cast	% Turnout	Jeffrey S. Kasko	Gregory W. Horton	D. Andrew Bertorelli Jr.	Matthew S. Wolf	Gregory D. De Michele	Write-In
Haddonfield Dist 1	274	42	15.33%	32	32	31	34	32	0
Haddonfield Dist 2	240	23	9.58%	22	19	19	19	19	0
Haddonfield Dist 3	165	33	20.00%	27	27	27	26	27	0
Haddonfield Dist 4	259	40	15.44%	35	34	31	34	32	0
Haddonfield Dist 5	195	29	14.87%	23	24	23	23	21	0
Haddonfield Dist 6	247	29	11.74%	27	25	24	22	23	0
Haddonfield Dist 7	200	26	13.00%	23	23	22	23	23	0
Haddonfield Dist 8	203	27	13.30%	20	22	19	18	19	0
Haddonfield Dist 9	235	36	15.32%	30	27	27	26	27	0
Haddonfield Dist 10	207	47	22.71%	43	40	39	40	39	0
Haddonfield Mail-In Ballot	0	21	0.00%	21	20	20	20	20	0
Haddonfield Provisional	0	2	0.00%	2	2	2	2	2	0
Haddonfield Mail-In Ballot Rejected	0	0	0.00%	0	0	0	0	0	0
Haddonfield Provisional Rejected	0	0	0.00%	0	0	0	0	0	0
Haddonfield Emergency Ballots	0	0	0.00%	0	0	0	0	0	0
Totals - Haddonfield	2225	355	15.96%	305	295	284	287	284	0
Totals - Grand Totals	2225	355	15.96%	305	295	284	287	284	0

Camden County  
 Primary Election  
 June 5, 2012

Official Results

*Joseph Ripa*  
 Joseph Ripa  
 Camden County Clerk

REPUBLICAN HADDONFIELD COUNTY COMMITTEE WOMAN

Vote for 5

	Registered Voters	Ballots Cast	% Turnout	Sarah Crosbie	Susanne Lafrankie-Principato	Christine M. Schultz	Cynthia Plucinski	Sonia A. Novoa	Write-In
Haddonfield Dist 1	274	42	15.33%	35	33	33	33	33	0
Haddonfield Dist 2	240	23	9.58%	21	19	18	19	18	0
Haddonfield Dist 3	165	33	20.00%	26	26	27	26	25	0
Haddonfield Dist 4	259	40	15.44%	36	33	32	33	32	0
Haddonfield Dist 5	195	29	14.87%	25	23	22	22	23	0
Haddonfield Dist 6	247	29	11.74%	21	22	25	21	19	0
Haddonfield Dist 7	200	26	13.00%	23	22	23	21	22	0
Haddonfield Dist 8	203	27	13.30%	20	19	19	18	19	1
Haddonfield Dist 9	235	36	15.32%	30	27	27	27	27	0
Haddonfield Dist 10	207	47	22.71%	45	39	39	42	40	0
Haddonfield Mail-In Ballot	0	21	0.00%	20	20	20	20	20	0
Haddonfield Provisional	0	2	0.00%	1	1	1	1	2	0
Haddonfield Mail-In Ballot Rejected	0	0	0.00%	0	0	0	0	0	0
Haddonfield Provisional Rejected	0	0	0.00%	0	0	0	0	0	0
Haddonfield Emergency Ballots	0	0	0.00%	0	0	0	0	0	0
Totals - Haddonfield	2225	355	15.96%	303	284	286	283	280	1
Totals - Grand Totals	2225	355	15.96%	303	284	286	283	280	1

Camden County  
 Primary Election  
 June 5, 2012

Official Results

*Joseph Ripa*  
 Joseph Ripa  
 Camden County Clerk

REPUBLICAN HI-NELLA COUNCIL  
 Vote for 2

	Registered Voters	Ballots Cast	% Turnout	Write-In
Hi-Nella Dist 1	65	8	12.31%	0
Hi Nella Mail-In Ballot	0	1	0.00%	0
Hi Nella Provisional	0	0	0.00%	0
Hi Nella Mail-In Ballot Rejected	0	0	0.00%	0
Hi Nella Provisional Rejected	0	0	0.00%	0
Hi Nella Emergency Ballots	0	0	0.00%	0
Totals - Hi-Nella	65	9	13.85%	0
Totals - Grand Totals	65	9	13.85%	0

Camden County  
 Primary Election  
 June 5, 2012

Official Results


*Joseph Ripa*  
 Joseph Ripa  
 Camden County Clerk

REPUBLICAN HI-NELLA COUNTY COMMITTEE MAN  
 Vote for 1

	Registered Voters	Ballots Cast	% Turnout	Write-In
Hi-Nella Dist 1	65	8	12.31%	0
Hi Nella Mail-In Ballot	0	1	0.00%	0
Hi Nella Provisional	0	0	0.00%	0
Hi Nella Mail-In Ballot Rejected	0	0	0.00%	0
Hi Nella Provisional Rejected	0	0	0.00%	0
Hi Nella Emergency Ballots	0	0	0.00%	0
Totals - Hi-Nella	65	9	13.85%	0
Totals - Grand Totals	65	9	13.85%	0

Camden County  
 Primary Election  
 June 5, 2012

Official Results

  
 Joseph Ripa  
 Camden County Clerk

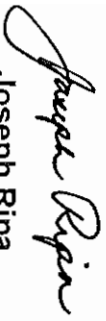
REPUBLICAN HI-NELLA COUNTY COMMITTEE WOMAN

Vote for 1

	Registered Voters	Ballots Cast	% Turnout	Write-In
Hi-Nella Dist 1	65	8	12.31%	0
Hi Nella Mail-In Ballot	0	1	0.00%	0
Hi Nella Provisional	0	0	0.00%	0
Hi Nella Mail-In Ballot Rejected	0	0	0.00%	0
Hi Nella Provisional Rejected	0	0	0.00%	0
Hi Nella Emergency Ballots	0	0	0.00%	0
Totals - Hi-Nella	65	9	13.85%	0
Totals - Grand Totals	65	9	13.85%	0

Camden County  
 Primary Election  
 June 5, 2012

Official Results

  
 Joseph Ripa  
 Camden County Clerk

REPUBLICAN LAUREL SPRINGS COUNCIL  
 Vote for 2

	Registered Voters	Ballots Cast	% Turnout	David A. Thatcher	James W. Redstreak	Write-In
Laurel Springs Dist 1	131	34	25.95%	29	25	0
Laurel Springs Dist 2	165	23	13.94%	19	21	0
Laurel Springs Mail-In Ballot	0	2	0.00%	2	2	0
Laurel Springs Provisional	0	0	0.00%	0	0	0
Laurel Springs Mail-In Ballot Rejected	0	0	0.00%	0	0	0
Laurel Springs Provisional Rejected	0	0	0.00%	0	0	0
Laurel Springs Emergency Ballots	0	0	0.00%	0	0	0
Totals - Laurel Springs	296	59	19.93%	50	48	0
Totals - Grand Totals	296	59	19.93%	50	48	0



Camden County  
 Primary Election  
 June 5, 2012

**REPUBLICAN LAUREL SPRINGS COUNTY COMMITTEE MAN**

Official Results

*Joseph Ripa*  
 Joseph Ripa  
 Camden County Clerk

Vote for 1

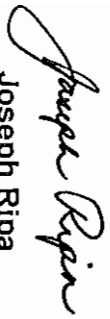
	Registered Voters	Ballots Cast	% Turnout	David A. Thatcher	Write-In
Laurel Springs Dist 1	131	34	25.95%	28	0
Laurel Springs Dist 2	165	23	13.94%	19	0
Laurel Springs Mail-In Ballot	0	2	0.00%	2	0
Laurel Springs Provisional	0	0	0.00%	0	0
Laurel Springs Mail-In Ballot Rejected	0	0	0.00%	0	0
Laurel Springs Provisional Rejected	0	0	0.00%	0	0
Laurel Springs Emergency Ballots	0	0	0.00%	0	0
<b>Totals - Laurel Springs</b>	<b>296</b>	<b>59</b>	<b>19.93%</b>	<b>49</b>	<b>0</b>
<b>Totals - Grand Totals</b>	<b>296</b>	<b>59</b>	<b>19.93%</b>	<b>49</b>	<b>0</b>

Camden County  
 Primary Election  
 June 5, 2012

**REPUBLICAN LAUREL SPRINGS COUNTY COMMITTEE WOMAN**

Vote for 1

**Official Results**

  
 Joseph Ripa  
 Camden County Clerk

	Registered Voters	Ballots Cast	% Turnout	Patricia Mc Cunney	Write-In
Laurel Springs Dist 1	131	34	25.95%	30	0
Laurel Springs Dist 2	165	23	13.94%	21	0
Laurel Springs Mail-In Ballot	0	2	0.00%	2	0
Laurel Springs Provisional	0	0	0.00%	0	0
Laurel Springs Mail-In Ballot Rejected	0	0	0.00%	0	0
Laurel Springs Provisional Rejected	0	0	0.00%	0	0
Laurel Springs Emergency Ballots	0	0	0.00%	0	0
<b>Totals - Laurel Springs</b>	<b>296</b>	<b>59</b>	<b>19.93%</b>	<b>53</b>	<b>0</b>
<b>Totals - Grand Totals</b>	<b>296</b>	<b>59</b>	<b>19.93%</b>	<b>53</b>	<b>0</b>

Camden County  
 Primary Election  
 June 5, 2012  
 Official Results

*Joseph Ripa*  
 Joseph Ripa  
 Camden County Clerk

**REPUBLICAN LAWNSIDE COUNCIL**  
 Vote for 2

	Registered Voters	Ballots Cast	% Turnout	Write-In
Lawnside Dist 1	54	2	3.70%	0
Lawnside Dist 2	41	6	14.63%	0
Lawnside Mail-In Ballot	0	1	0.00%	0
Lawnside Provisional	0	0	0.00%	0
Lawnside Mail-In Ballot Rejected	0	0	0.00%	0
Lawnside Provisional Rejected	0	0	0.00%	0
Lawnside Emergency Ballots	0	0	0.00%	0
<b>Totals - Lawnside</b>	<b>95</b>	<b>9</b>	<b>9.47%</b>	<b>0</b>
<b>Totals - Grand Totals</b>	<b>95</b>	<b>9</b>	<b>9.47%</b>	<b>0</b>

Camden County  
 Primary Election  
 June 5, 2012

Official Results

*Joseph Ripa*  
 Joseph Ripa  
 Camden County Clerk

REPUBLICAN LAWNSIDE COUNTY COMMITTEE MAN  
 Vote for 1

	Registered Voters	Ballots Cast	% Turnout	Write-In
Lawnside Dist 1	54	2	3.70%	0
Lawnside Dist 2	41	6	14.63%	0
Lawnside Mail-In Ballot	0	1	0.00%	0
Lawnside Provisional	0	0	0.00%	0
Lawnside Mail-In Ballot Rejected	0	0	0.00%	0
Lawnside Provisional Rejected	0	0	0.00%	0
Lawnside Emergency Ballots	0	0	0.00%	0
<b>Totals - Lawnside</b>	<b>95</b>	<b>9</b>	<b>9.47%</b>	<b>0</b>
<b>Totals - Grand Totals</b>	<b>95</b>	<b>9</b>	<b>9.47%</b>	<b>0</b>

Camden County  
 Primary Election  
 June 5, 2012

**REPUBLICAN LAWNSIDE COUNTY COMMITTEE WOMAN**

Official Results


*Joseph Ripa*  
 Joseph Ripa  
 Camden County Clerk

Vote for 1

	Registered Voters	Ballots Cast	% Turnout	Write-In
Lawnside Dist 1	54	2	3.70%	0
Lawnside Dist 2	41	6	14.63%	0
Lawnside Mail-In Ballot	0	1	0.00%	0
Lawnside Provisional	0	0	0.00%	0
Lawnside Mail-In Ballot Rejected	0	0	0.00%	0
Lawnside Provisional Rejected	0	0	0.00%	0
Lawnside Emergency Ballots	0	0	0.00%	0
Totals - Lawnside	95	9	9.47%	0
Totals - Grand Totals	95	9	9.47%	0

Camden County  
 Primary Election  
 June 5, 2012

Official Results

  
 Joseph Ripa  
 Camden County Clerk

REPUBLICAN LINDENWOLD COUNCIL  
 Vote for 2

	Registered Voters	Ballots Cast	% Turnout	Write-In
Lindenwold Dist 1	145	39	26.90%	1
Lindenwold Dist 2	117	20	17.09%	0
Lindenwold Dist 3	95	16	16.84%	2
Lindenwold Dist 4	134	16	11.94%	1
Lindenwold Dist 5	46	10	21.74%	0
Lindenwold Dist 6	64	9	14.06%	0
Lindenwold Dist 7	28	7	25.00%	0
Lindenwold Dist 8	67	5	7.46%	0
Lindenwold Dist 9	41	10	24.39%	0
Lindenwold Mail-In Ballot	0	10	0.00%	0
Lindenwold Provisional	0	0	0.00%	0
Lindenwold Mail-In Ballot Rejected	0	0	0.00%	0
Lindenwold Provisional Rejected	0	0	0.00%	0
Lindenwold Emergency Ballots	0	0	0.00%	0
<b>Totals - Lindenwold</b>	<b>737</b>	<b>142</b>	<b>19.27%</b>	<b>4</b>
<b>Totals - Grand Totals</b>	<b>737</b>	<b>142</b>	<b>19.27%</b>	<b>4</b>

Camden County  
 Primary Election  
 June 5, 2012

Official Results

  
 Joseph Ripa  
 Camden County Clerk


REPUBLICAN LINDENWOLD COUNTY COMMITTEE MAN

Vote for 2

	Registered Voters	Ballots Cast	% Turnout	Norbert C. Bucholtz	Write-In
Lindenwold Dist 1	145	39	26.90%	14	1
Lindenwold Dist 2	117	20	17.09%	10	0
Lindenwold Dist 3	95	16	16.84%	4	0
Lindenwold Dist 4	134	16	11.94%	4	0
Lindenwold Dist 5	46	10	21.74%	4	1
Lindenwold Dist 6	64	9	14.06%	4	0
Lindenwold Dist 7	28	7	25.00%	2	0
Lindenwold Dist 8	67	5	7.46%	0	0
Lindenwold Dist 9	41	10	24.39%	2	0
Lindenwold Mail-In Ballot	0	10	0.00%	3	0
Lindenwold Provisional	0	0	0.00%	0	0
Lindenwold Mail-In Ballot Rejected	0	0	0.00%	0	0
Lindenwold Provisional Rejected	0	0	0.00%	0	0
Lindenwold Emergency Ballots	0	0	0.00%	0	0
Totals - Lindenwold	737	142	19.27%	47	2
Totals - Grand Totals	737	142	19.27%	47	2

Camden County  
 Primary Election  
 June 5, 2012

Official Results

  
 Joseph Ripa  
 Camden County Clerk

REPUBLICAN LINDENWOLD COUNTY COMMITTEE WOMAN  
 Vote for 2

	Registered Voters	Ballots Cast	% Turnout	Write-In
Lindenwold Dist 1	145	39	26.90%	0
Lindenwold Dist 2	117	20	17.09%	0
Lindenwold Dist 3	95	16	16.84%	0
Lindenwold Dist 4	134	16	11.94%	1
Lindenwold Dist 5	46	10	21.74%	0
Lindenwold Dist 6	64	9	14.06%	0
Lindenwold Dist 7	28	7	25.00%	1
Lindenwold Dist 8	67	5	7.46%	0
Lindenwold Dist 9	41	10	24.39%	0
Lindenwold Mail-In Ballot	0	10	0.00%	0
Lindenwold Provisional	0	0	0.00%	0
Lindenwold Mail-In Ballot Rejected	0	0	0.00%	0
Lindenwold Provisional Rejected	0	0	0.00%	0
Lindenwold Emergency Ballots	0	0	0.00%	0
Totals - Lindenwold	737	142	19.27%	2
Totals - Grand Totals	737	142	19.27%	2



Camden County  
 Primary Election  
 June 5, 2012

Official Results

  
 Joseph Ripa  
 Camden County Clerk

REPUBLICAN MAGNOLIA COUNCIL  
 Vote for 2

	Registered Voters	Ballots Cast	% Turnout	Write-In
Magnolia Dist 1	74	7	9.46%	0
Magnolia Dist 2	89	6	6.74%	0
Magnolia Dist 3	113	19	16.81%	0
Magnolia Dist 4	86	16	18.60%	0
Magnolia Mail-In Ballot	0	3	0.00%	0
Magnolia Provisional	0	0	0.00%	0
Magnolia Mail-In Ballot Rejected	0	0	0.00%	0
Magnolia Provisional Rejected	0	0	0.00%	0
Magnolia Emergency Ballots	0	0	0.00%	0
<b>Totals - Magnolia</b>	<b>362</b>	<b>51</b>	<b>14.09%</b>	<b>0</b>
<b>Totals - Grand Totals</b>	<b>362</b>	<b>51</b>	<b>14.09%</b>	<b>0</b>

Camden County  
 Primary Election  
 June 5, 2012

Official Results

  
 Joseph Ripa  
 Camden County Clerk

REPUBLICAN MAGNOLIA COUNTY COMMITTEE MAN  
 Vote for 2

	Registered Voters	Ballots Cast	% Turnout	Kevin P. Ehret	Write-In
Magnolia Dist 1	74	7	9.46%	5	0
Magnolia Dist 2	89	5	6.74%	2	0
Magnolia Dist 3	113	19	16.81%	15	0
Magnolia Dist 4	86	16	18.60%	14	0
Magnolia Mail-In Ballot	0	3	0.00%	3	0
Magnolia Provisional	0	0	0.00%	0	0
Magnolia Mail-In Ballot Rejected	0	0	0.00%	0	0
Magnolia Provisional Rejected	0	0	0.00%	0	0
Magnolia Emergency Ballots	0	0	0.00%	0	0
Totals - Magnolia	362	51	14.09%	40	0
Totals - Grand Totals	362	51	14.09%	40	0

Camden County  
 Primary Election  
 June 5, 2012  
 Official Results

*Joseph Ripa*  
 Joseph Ripa  
 Camden County Clerk

REPUBLICAN MAGNOLIA COUNTY COMMITTEE WOMAN

Vote for 2

	Registered Voters	Ballots Cast	% Turnout	Write-In
Magnolia Dist 1	74	7	9.46%	0
Magnolia Dist 2	89	6	6.74%	0
Magnolia Dist 3	113	19	16.81%	0
Magnolia Dist 4	86	15	18.60%	0
Magnolia Mail-In Ballot	0	3	0.00%	0
Magnolia Provisional	0	0	0.00%	0
Magnolia Mail-In Ballot Rejected	0	0	0.00%	0
Magnolia Provisional Rejected	0	0	0.00%	0
Magnolia Emergency Ballots	0	0	0.00%	0
<b>Totals - Magnolia</b>	<b>362</b>	<b>51</b>	<b>14.09%</b>	<b>0</b>
<b>Totals - Grand Totals</b>	<b>362</b>	<b>51</b>	<b>14.09%</b>	<b>0</b>

Camden County  
 Primary Election  
 June 5, 2012

**REPUBLICAN MERCHANTVILLE COUNCIL**

Official Results

Vote for 2


*Joseph Ripa*  
 Joseph Ripa

Camden County Clerk

	Registered Voters	Ballots Cast	% Turnout	Write-In
Merchantville Dist 1	226	56	24.78%	2
Merchantville Dist 2	146	17	11.64%	0
Merchantville Dist 3	100	11	11.00%	0
Merchantville Mail-In Ballot	0	2	0.00%	0
Merchantville Provisional	0	0	0.00%	0
Merchantville Mail-In Ballot Rejected	0	0	0.00%	0
Merchantville Provisional Rejected	0	0	0.00%	0
Merchantville Emergency Ballots	0	0	0.00%	0
Totals - Merchantville	472	86	18.22%	2
Totals - Grand Totals	472	86	18.22%	2

Camden County  
Primary Election  
June 5, 2012

Official Results

  
Joseph Ripa  
Camden County Clerk

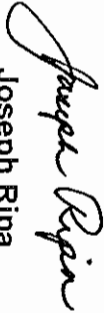
REPUBLICAN MERCHANTVILLE COUNTY COMMITTEE MAN  
Vote for 1

	Registered Voters	Ballots Cast	% Turnout	Write-In
Merchantville Dist 1	226	56	24.78%	0
Merchantville Dist 2	146	17	11.64%	0
Merchantville Dist 3	100	11	11.00%	1
Merchantville Mail-In Ballot	0	2	0.00%	0
Merchantville Provisional	0	0	0.00%	0
Merchantville Mail-In Ballot Rejected	0	0	0.00%	0
Merchantville Provisional Rejected	0	0	0.00%	0
Merchantville Emergency Ballots	0	0	0.00%	0
Totals - Merchantville	472	86	18.22%	1
Totals - Grand Totals	472	86	18.22%	1

Camden County  
 Primary Election  
 June 5, 2012

REPUBLICAN MERCHANTVILLE COUNTY COMMITTEE WOMAN

Official Results

  
 Joseph Ripa  
 Camden County Clerk

Vote for 1

	Registered Voters	Ballots Cast	% Turnout	Write-In
Merchantville Dist 1	226	56	24.78%	0
Merchantville Dist 2	146	17	11.64%	0
Merchantville Dist 3	100	11	11.00%	0
Merchantville Mail-In Ballot	0	2	0.00%	0
Merchantville Provisional	0	0	0.00%	0
Merchantville Mail-In Ballot Rejected	0	0	0.00%	0
Merchantville Provisional Rejected	0	0	0.00%	0
Merchantville Emergency Ballots	0	0	0.00%	0
Totals - Merchantville	472	86	18.22%	0
Totals - Grand Totals	472	86	18.22%	0

Camden County  
 Primary Election  
 June 5, 2012

Official Results

*Joseph Ripa*  
 Joseph Ripa  
 Camden County Clerk

REPUBLICAN MT. EPHRAIM COUNTY COMMITTEE MAN

Vote for 1

	Registered Voters	Ballots Cast	% Turnout	John Blagojevich	Write-In
Mt. Ephraim Dist 1	86	11	12.79%	4	1
Mt. Ephraim Dist 2	107	20	18.69%	8	6
Mt. Ephraim Dist 3	129	37	28.68%	5	19
Mt. Ephraim Dist 4	81	19	23.46%	7	0
Mt. Ephraim Mail-In Ballot	0	4	0.00%	4	0
Mt. Ephraim Provisional	0	2	0.00%	1	0
Mt. Ephraim Mail-In Ballot Rejected	0	0	0.00%	0	0
Mt. Ephraim Provisional Rejected	0	0	0.00%	0	0
Mt. Ephraim Emergency Ballots	0	0	0.00%	0	0
Totals - Mt. Ephraim	403	93	23.08%	29	26
Totals - Grand Totals	403	93	23.08%	29	26

Camden County  
 Primary Election  
 June 5, 2012

Official Results

  
 Joseph Ripa  
 Camden County Clerk

REPUBLICAN MT. EPHRAIM COUNTY COMMITTEE WOMAN

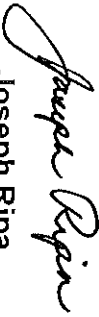
Vote for 1

	Registered Voters	Ballots Cast	% Turnout	Diane Mc Mahon	Write-In
Mt. Ephraim Dist 1	86	11	12.79%	4	0
Mt. Ephraim Dist 2	107	20	18.69%	13	0
Mt. Ephraim Dist 3	129	37	28.68%	19	0
Mt. Ephraim Dist 4	81	19	23.46%	7	1
Mt. Ephraim Mail-In Ballot	0	4	0.00%	4	0
Mt. Ephraim Provisional	0	2	0.00%	1	0
Mt. Ephraim Mail-In Ballot Rejected	0	0	0.00%	0	0
Mt. Ephraim Provisional Rejected	0	0	0.00%	0	0
Mt. Ephraim Emergency Ballots	0	0	0.00%	0	0
<b>Totals - Mt. Ephraim</b>	<b>403</b>	<b>93</b>	<b>23.08%</b>	<b>48</b>	<b>1</b>
<b>Totals - Grand Totals</b>	<b>403</b>	<b>93</b>	<b>23.08%</b>	<b>48</b>	<b>1</b>



Camden County  
 Primary Election  
 June 5, 2012

Official Results

  
 Joseph Ripa  
 Camden County Clerk

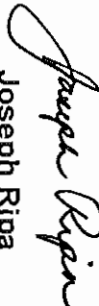
REPUBLICAN OAKLYN COUNCIL UNEX 1YR

Vote for 1

	Registered Voters	Ballots Cast	% Turnout	Write-In
Oaklyn Dist 1	95	19	20.00%	0
Oaklyn Dist 2	108	16	14.81%	1
Oaklyn Dist 3	106	25	23.58%	1
Oaklyn Dist 4	109	19	17.43%	0
Oaklyn Mail-In Ballot	0	5	0.00%	0
Oaklyn Provisional	0	0	0.00%	0
Oaklyn Mail-In Ballot Rejected	0	0	0.00%	0
Oaklyn Provisional Rejected	0	0	0.00%	0
Oaklyn Emergency Ballots	0	0	0.00%	0
<b>Totals - Oaklyn</b>	<b>418</b>	<b>84</b>	<b>20.10%</b>	<b>2</b>
<b>Totals - Grand Totals</b>	<b>418</b>	<b>84</b>	<b>20.10%</b>	<b>2</b>

Camden County  
 Primary Election  
 June 5, 2012

Official Results

  
 Joseph Ripa  
 Camden County Clerk

REPUBLICAN OAKLYN COUNCIL UNEX 2YR  
 Vote for 1

	Registered Voters	Ballots Cast	% Turnout	Write-In
Oaklyn Dist 1	95	19	20.00%	0
Oaklyn Dist 2	108	16	14.81%	0
Oaklyn Dist 3	106	25	23.58%	1
Oaklyn Dist 4	109	19	17.43%	0
Oaklyn Mail-In Ballot	0	5	0.00%	0
Oaklyn Provisional	0	0	0.00%	0
Oaklyn Mail-In Ballot Rejected	0	0	0.00%	0
Oaklyn Provisional Rejected	0	0	0.00%	0
Oaklyn Emergency Ballots	0	0	0.00%	0
Totals - Oaklyn	418	84	20.10%	1
Totals - Grand Totals	418	84	20.10%	1

Camden County  
 Primary Election  
 June 5, 2012

Official Results

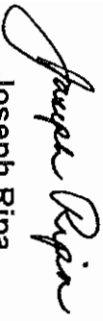
*Joseph Ripa*  
 Joseph Ripa  
 Camden County Clerk

REPUBLICAN OAKLYN COUNCIL  
 Vote for 1

	Registered Voters	Ballots Cast	% Turnout	Write-In
Oaklyn Dist 1	95	19	20.00%	0
Oaklyn Dist 2	108	16	14.81%	0
Oaklyn Dist 3	106	25	23.58%	2
Oaklyn Dist 4	109	19	17.43%	0
Oaklyn Mail-In Ballot	0	5	0.00%	0
Oaklyn Provisional	0	0	0.00%	0
Oaklyn Mail-In Ballot Rejected	0	0	0.00%	0
Oaklyn Provisional Rejected	0	0	0.00%	0
Oaklyn Emergency Ballots	0	0	0.00%	0
<b>Totals - Oaklyn</b>	<b>418</b>	<b>84</b>	<b>20.10%</b>	<b>2</b>
<b>Totals - Grand Totals</b>	<b>418</b>	<b>84</b>	<b>20.10%</b>	<b>2</b>

Camden County  
 Primary Election  
 June 5, 2012

Official Results

  
 Joseph Ripa  
 Camden County Clerk

REPUBLICAN OAKLYN COUNTY COMMITTEE  
 Vote for 1

	Registered Voters	Ballots Cast	% Turnout	Write-In
Oaklyn Dist 1	95	19	20.00%	0
Oaklyn Dist 2	108	16	14.81%	0
Oaklyn Dist 3	106	25	23.58%	1
Oaklyn Dist 4	109	19	17.43%	1
Oaklyn Mail-In Ballot	0	5	0.00%	0
Oaklyn Provisional	0	0	0.00%	0
Oaklyn Mail-In Ballot Rejected	0	0	0.00%	0
Oaklyn Provisional Rejected	0	0	0.00%	0
Oaklyn Emergency Ballots	0	0	0.00%	0
<b>Totals - Oaklyn</b>	<b>418</b>	<b>84</b>	<b>20.10%</b>	<b>2</b>
<b>Totals - Grand Totals</b>	<b>418</b>	<b>84</b>	<b>20.10%</b>	<b>2</b>

Camden County  
 Primary Election  
 June 5, 2012

Official Results


*Joseph Ripa*  
 Joseph Ripa  
 Camden County Clerk

REPUBLICAN OAKLYN COUNTY COMMITTEE  
 Vote for 1

	Registered Voters	Ballots Cast	% Turnout	Write-In
Oaklyn Dist 1	95	19	20.00%	0
Oaklyn Dist 2	108	16	14.81%	0
Oaklyn Dist 3	106	25	23.58%	0
Oaklyn Dist 4	109	19	17.43%	0
Oaklyn Mail-In Ballot:	0	5	0.00%	0
Oaklyn Provisional	0	0	0.00%	0
Oaklyn Mail-In Ballot Rejected	0	0	0.00%	0
Oaklyn Provisional Rejected	0	0	0.00%	0
Oaklyn Emergency Ballots	0	0	0.00%	0
Totals - Oaklyn	418	84	20.10%	0
Totals - Grand Totals	418	84	20.10%	0

Camden County  
 Primary Election  
 June 5, 2012

Official Results


  
 Joseph Ripa  
 Camden County Clerk

REPUBLICAN PENNSAUKEN TOWNSHIP COMMITTEE  
 Vote for 2

	Registered Voters	Ballots Cast	% Turnout	Write-In
Pennsauken Dist 1	77	14	18.18%	0
Pennsauken Dist 2	48	9	18.75%	0
Pennsauken Dist 3	141	24	17.02%	0
Pennsauken Dist 4	90	16	17.78%	0
Pennsauken Dist 5	130	20	15.38%	0
Pennsauken Dist 6	155	29	18.71%	0
Pennsauken Dist 7	111	23	20.72%	1
Pennsauken Dist 8	111	11	9.91%	0
Pennsauken Dist 9	101	16	15.84%	0
Pennsauken Dist 10	94	22	23.40%	0
Pennsauken Dist 11	189	22	11.64%	2
Pennsauken Dist 12	67	9	13.43%	0
Pennsauken Dist 13	134	31	23.13%	0
Pennsauken Dist 14	69	13	18.84%	0
Pennsauken Dist 15	57	9	15.79%	0
Pennsauken Dist 16	27	5	18.52%	0
Pennsauken Dist 17	119	25	21.01%	0
Pennsauken Dist 18	147	33	22.45%	0
Pennsauken Dist 19	74	11	14.86%	0
Pennsauken Dist 20	19	1	5.26%	0
Pennsauken Dist 21	78	13	16.67%	1
Pennsauken Dist 22	101	26	25.74%	2
Pennsauken Dist 23	67	13	19.40%	0
Pennsauken Dist 24	13	4	30.77%	0
Pennsauken Mail-In Ballot	0	39	0.00%	0
Pennsauken Provisional	0	0	0.00%	0
Pennsauken Mail-In Ballot Rejected	0	0	0.00%	0
Pennsauken Provisional Rejected	0	0	0.00%	0
Pennsauken Emergency Ballots	0	0	0.00%	0
Totals - Pennsauken	2219	438	19.74%	6
Totals - Grand Totals	2219	438	19.74%	6

Camden County  
 Primary Election  
 June 5, 2012

Official Results

  
 Joseph Ripa  
 Camden County Clerk

REPUBLICAN PENNSAUKEN COUNTY COMMITTEE MAN  
 Vote for 5

	Registered Voters	Ballots Cast	% Turnout	Stewart Bolno	Bill Chester	Gene Mignogna	Orlando Monaco	Harold M. Miller	Write-In
Pennsauken Dist 1	77	14	18.18%	13	12	12	12	12	0
Pennsauken Dist 2	48	9	18.75%	7	5	4	4	5	0
Pennsauken Dist 3	141	24	17.02%	20	19	18	19	19	0
Pennsauken Dist 4	90	16	17.78%	11	10	11	12	11	0
Pennsauken Dist 5	130	20	15.38%	16	13	13	13	13	0
Pennsauken Dist 6	155	29	18.71%	26	24	23	22	24	0
Pennsauken Dist 7	111	23	20.72%	16	15	16	17	16	0
Pennsauken Dist 8	111	11	9.91%	9	8	7	7	7	0
Pennsauken Dist 9	101	16	15.84%	12	12	12	12	12	0
Pennsauken Dist 10	94	22	23.40%	19	17	17	16	16	0
Pennsauken Dist 11	189	22	11.64%	18	18	18	19	17	0
Pennsauken Dist 12	67	9	13.43%	7	5	5	5	6	0
Pennsauken Dist 13	134	31	23.13%	22	22	24	22	20	0
Pennsauken Dist 14	69	13	18.84%	11	11	11	11	11	0
Pennsauken Dist 15	57	9	15.79%	8	8	8	8	8	0
Pennsauken Dist 16	27	5	18.52%	1	0	0	0	0	0
Pennsauken Dist 17	119	25	21.01%	20	17	18	18	18	0
Pennsauken Dist 18	147	33	22.45%	27	26	27	26	26	0
Pennsauken Dist 19	74	11	14.86%	9	8	8	8	9	0
Pennsauken Dist 20	19	1	5.26%	1	1	1	1	1	0
Pennsauken Dist 21	78	13	16.67%	11	11	11	11	11	0
Pennsauken Dist 22	101	26	25.74%	17	16	17	16	15	0
Pennsauken Dist 23	67	13	19.40%	11	11	11	11	11	0
Pennsauken Dist 24	13	4	30.77%	2	1	1	1	1	0
Pennsauken Mail-In Ballot	0	39	0.00%	33	33	33	33	33	0
Pennsauken Provisional	0	0	0.00%	0	0	0	0	0	0
Pennsauken Mail-In Ballot Rejected	0	0	0.00%	0	0	0	0	0	0
Pennsauken Provisional Rejected	0	0	0.00%	0	0	0	0	0	0
Pennsauken Emergency Ballots	0	0	0.00%	0	0	0	0	0	0
Totals - Pennsauken	2219	438	19.74%	347	323	326	324	322	0
Totals - Grand Totals	2219	438	19.74%	347	323	326	324	322	0

Camden County  
 Primary Election  
 June 5, 2012

Official Results

*Joseph Ripa*  
 Joseph Ripa  
 Camden County Clerk

REPUBLICAN PENNSAUKEN COUNTY COMMITTEE WOMAN  
 Vote for 5

	Registered Voters	Ballots Cast	% Turnout	Jo Ann Young	Jean Barth	Ellyn Mc Mullin	E. Susan Anderson	Mary E. Applegate	Write-In
Pennsauken Dist 1	77	14	18.18%	13	11	11	11	9	0
Pennsauken Dist 2	48	9	18.75%	5	3	4	4	4	0
Pennsauken Dist 3	141	24	17.02%	19	18	18	18	18	0
Pennsauken Dist 4	90	16	17.78%	11	10	10	9	11	0
Pennsauken Dist 5	130	20	15.38%	17	13	14	13	13	0
Pennsauken Dist 6	155	29	18.71%	26	22	23	23	23	0
Pennsauken Dist 7	111	23	20.72%	18	16	18	17	16	0
Pennsauken Dist 8	111	11	9.91%	10	7	8	7	7	0
Pennsauken Dist 9	101	16	15.84%	13	13	13	13	13	0
Pennsauken Dist 10	94	22	23.40%	19	18	16	16	16	0
Pennsauken Dist 11	189	22	11.64%	20	19	19	20	19	0
Pennsauken Dist 12	67	9	13.43%	6	5	6	5	5	0
Pennsauken Dist 13	134	31	23.13%	23	23	24	23	22	1
Pennsauken Dist 14	69	13	18.84%	11	10	10	10	10	0
Pennsauken Dist 15	57	9	15.79%	8	8	8	8	8	0
Pennsauken Dist 16	27	5	18.52%	0	0	0	0	0	5
Pennsauken Dist 17	119	25	21.01%	19	17	18	18	18	0
Pennsauken Dist 18	147	33	22.45%	29	25	25	26	25	0
Pennsauken Dist 19	74	11	14.86%	8	8	8	9	8	0
Pennsauken Dist 20	19	1	5.26%	1	1	1	1	1	0
Pennsauken Dist 21	78	13	16.67%	11	11	11	11	11	0
Pennsauken Dist 22	101	26	25.74%	17	18	16	16	18	0
Pennsauken Dist 23	67	13	19.40%	10	10	11	10	10	0
Pennsauken Dist 24	13	4	30.77%	1	1	1	1	2	0
Pennsauken Mail-In Ballot	0	39	0.00%	34	33	33	33	33	0
Pennsauken Provisional	0	0	0.00%	0	0	0	0	0	0
Pennsauken Mail-In Ballot Rejected	0	0	0.00%	0	0	0	0	0	0
Pennsauken Provisional Rejected	0	0	0.00%	0	0	0	0	0	0
Pennsauken Emergency Ballots	0	0	0.00%	0	0	0	0	0	0
Totals - Pennsauken	2219	438	19.74%	349	320	326	322	320	6
Totals - Grand Totals	2219	438	19.74%	349	320	326	322	320	6



Camden County  
 Primary Election  
 June 5, 2012

Official Results

  
 Joseph Ripa  
 Camden County Clerk

REPUBLICAN PINE HILL COUNCIL  
 Vote for 2

	Registered Voters	Ballots Cast	% Turnout	Write-In
Pine Hill Dist 1	79	12	15.19%	0
Pine Hill Dist 2	128	9	7.03%	0
Pine Hill Dist 3	151	19	12.58%	0
Pine Hill Dist 4	91	14	15.38%	0
Pine Hill Dist 5	130	13	10.00%	1
Pine Hill Dist 6	60	4	6.67%	1
Pine Hill Mail-In Ballot	0	9	0.00%	0
Pine Hill Provisional	0	1	0.00%	0
Pine Hill Mail-In Ballot Rejected	0	0	0.00%	0
Pine Hill Provisional Rejected	0	0	0.00%	0
Pine Hill Emergency Ballots	0	0	0.00%	0
Totals - Pine Hill	639	81	12.68%	2
Totals - Grand Totals	639	81	12.68%	2

Camden County  
 Primary Election  
 June 5, 2012

Official Results

*Joseph Ripa*  
 Joseph Ripa  
 Camden County Clerk

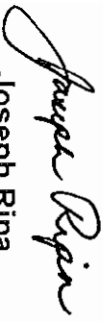
REPUBLICAN PINE HILL COUNTY COMMITTEE MAN

Vote for 2

	Registered Voters	Ballots Cast	% Turnout	Write-In
Pine Hill Dist 1	79	12	15.19%	0
Pine Hill Dist 2	128	9	7.03%	0
Pine Hill Dist 3	151	19	12.58%	0
Pine Hill Dist 4	91	14	15.38%	0
Pine Hill Dist 5	130	13	10.00%	0
Pine Hill Dist 6	60	4	6.67%	1
Pine Hill Mail-In Ballot	0	9	0.00%	1
Pine Hill Provisional	0	1	0.00%	0
Pine Hill Mail-In Ballot Rejected	0	0	0.00%	0
Pine Hill Provisional Rejected	0	0	0.00%	0
Pine Hill Emergency Ballots	0	0	0.00%	0
Totals - Pine Hill	639	81	12.68%	2
Totals - Grand Totals	639	81	12.68%	2

Camden County  
 Primary Election  
 June 5, 2012

Official Results

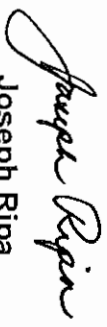
  
 Joseph Ripa  
 Camden County Clerk

REPUBLICAN PINE HILL COUNTY COMMITTEE WOMAN  
 Vote for 2

	Registered Voters	Ballots Cast	% Turnout	Write-In
Pine Hill Dist 1	79	12	15.19%	0
Pine Hill Dist 2	128	9	7.03%	0
Pine Hill Dist 3	151	19	12.58%	0
Pine Hill Dist 4	91	14	15.38%	0
Pine Hill Dist 5	130	13	10.00%	0
Pine Hill Dist 6	60	4	6.67%	0
Pine Hill Mail-In Ballot	0	9	0.00%	0
Pine Hill Provisional	0	1	0.00%	0
Pine Hill Mail-In Ballot Rejected	0	0	0.00%	0
Pine Hill Provisional Rejected	0	0	0.00%	0
Pine Hill Emergency Ballots	0	0	0.00%	0
Totals - Pine Hill	639	81	12.68%	0
Totals - Grand Totals	639	81	12.68%	0

Camden County  
 Primary Election  
 June 5, 2012

Official Results

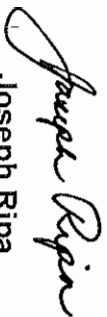
  
 Joseph Ripa  
 Camden County Clerk

REPUBLICAN RUNNEMEDE COUNCIL  
 Vote for 2

	Registered Voters	Ballots Cast	% Turnout	Write-In
Runnemede Dist 1	85	12	14.12%	0
Runnemede Dist 2	92	28	30.43%	0
Runnemede Dist 3	84	13	15.48%	0
Runnemede Dist 4	76	15	19.74%	0
Runnemede Dist 5	114	27	23.68%	6
Runnemede Dist 6	110	28	25.45%	0
Runnemede Mail-In Ballot	0	11	0.00%	1
Runnemede Provisional	0	0	0.00%	0
Runnemede Mail-In Ballot Rejected	0	0	0.00%	0
Runnemede Provisional Rejected	0	0	0.00%	0
Runnemede Emergency Ballots	0	0	0.00%	0
Totals - Runnemede	561	134	23.89%	7
Totals - Grand Totals	561	134	23.89%	7

Camden County  
 Primary Election  
 June 5, 2012

Official Results

  
 Joseph Ripa  
 Camden County Clerk

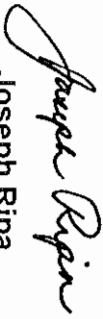
REPUBLICAN RUNNEMEDE COUNTY COMMITTEE MAN

Vote for 2

	Registered Voters	Ballots Cast	% Turnout	Joseph Smiriglio	Bill De Martin	Write-In
Runnemede Dist 1	85	12	14.12%	10	8	0
Runnemede Dist 2	92	28	30.43%	19	19	0
Runnemede Dist 3	84	13	15.48%	11	11	0
Runnemede Dist 4	76	15	19.74%	11	8	0
Runnemede Dist 5	114	27	23.68%	22	18	4
Runnemede Dist 6	110	28	25.45%	22	19	0
Runnemede Mail-In Ballot	0	11	0.00%	11	9	0
Runnemede Provisional	0	0	0.00%	0	0	0
Runnemede Mail-In Ballot Rejected	0	0	0.00%	0	0	0
Runnemede Provisional Rejected	0	0	0.00%	0	0	0
Runnemede Emergency Ballots	0	0	0.00%	0	0	0
<b>Totals - Runnemede</b>	<b>561</b>	<b>134</b>	<b>23.89%</b>	<b>106</b>	<b>92</b>	<b>4</b>
<b>Totals - Grand Totals</b>	<b>561</b>	<b>134</b>	<b>23.89%</b>	<b>106</b>	<b>92</b>	<b>4</b>

Camden County  
 Primary Election  
 June 5, 2012

Official Results


  
 Joseph Ripa  
 Camden County Clerk

REPUBLICAN RUNNEMEDE COUNTY COMMITTEE WOMAN  
 Vote for 2

	Registered Voters	Ballots Cast	% Turnout	Diane Smiriglio	Write-In
Runnemede Dist 1	85	12	14.12%	9	0
Runnemede Dist 2	92	28	30.43%	19	0
Runnemede Dist 3	84	13	15.48%	12	1
Runnemede Dist 4	76	15	19.74%	12	0
Runnemede Dist 5	114	27	23.68%	22	3
Runnemede Dist 6	110	28	25.45%	23	0
Runnemede Mail-In Ballot	0	11	0.00%	11	0
Runnemede Provisional	0	0	0.00%	0	0
Runnemede Mail-In Ballot Rejected	0	0	0.00%	0	0
Runnemede Provisional Rejected	0	0	0.00%	0	0
Runnemede Emergency Ballots	0	0	0.00%	0	0
Totals - Runnemede	561	134	23.89%	108	4
Totals - Grand Totals	561	134	23.89%	108	4

Camden County  
 Primary Election  
 June 5, 2012

Official Results

  
 Joseph Ripa  
 Camden County Clerk

REPUBLICAN SOMERDALE COUNCIL  
 Vote for 2

	Registered Voters	Ballots Cast	% Turnout	Write-In
Somerdale Dist 1	126	19	15.08%	0
Somerdale Dist 2	91	8	8.79%	0
Somerdale Dist 3	35	7	20.00%	0
Somerdale Dist 4	65	13	20.00%	0
Somerdale Mail-In Ballot	0	2	0.00%	0
Somerdale Provisional	0	0	0.00%	0
Somerdale Mail-In Ballot Rejected	0	0	0.00%	0
Somerdale Provisional Rejected	0	0	0.00%	0
Somerdale Emergency Ballots	0	0	0.00%	0
<b>Totals - Somerdale</b>	<b>317</b>	<b>49</b>	<b>15.46%</b>	<b>0</b>
<b>Totals - Grand Totals</b>	<b>317</b>	<b>49</b>	<b>15.46%</b>	<b>0</b>

Camden County  
 Primary Election  
 June 5, 2012

Official Results

  
 Joseph Ripa  
 Camden County Clerk

REPUBLICAN SOMERDALE COUNTY COMMITTEE MAN


Vote for 1

	Registered Voters	Ballots Cast	% Turnout	David Reeder	Write-In
Somerdale Dist 1	126	19	15.08%	5	0
Somerdale Dist 2	91	8	8.79%	3	0
Somerdale Dist 3	35	7	20.00%	7	0
Somerdale Dist 4	65	13	20.00%	2	0
Somerdale Mail-In Ballot	0	2	0.00%	0	0
Somerdale Provisional	0	0	0.00%	0	0
Somerdale Mail-In Ballot Rejected	0	0	0.00%	0	0
Somerdale Provisional Rejected	0	0	0.00%	0	0
Somerdale Emergency Ballots	0	0	0.00%	0	0
Totals - Somerdale	317	49	15.46%	17	0
Totals - Grand Totals	317	49	15.46%	17	0



Camden County  
 Primary Election  
 June 5, 2012

Official Results

  
 Joseph Ripa  
 Camden County Clerk

REPUBLICAN SOMERDALE COUNTY COMMITTEE WOMAN  
 Vote for 1

	Registered Voters	Ballots Cast	% Turnout	Write-In
Somerdale Dist 1	126	19	15.08%	0
Somerdale Dist 2	91	8	8.79%	0
Somerdale Dist 3	35	7	20.00%	0
Somerdale Dist 4	65	13	20.00%	0
Somerdale Mail-In Ballot	0	2	0.00%	0
Somerdale Provisional	0	0	0.00%	0
Somerdale Mail-In Ballot Rejected	0	0	0.00%	0
Somerdale Provisional Rejected	0	0	0.00%	0
Somerdale Emergency Ballots	0	0	0.00%	0
<b>Totals - Somerdale</b>	<b>317</b>	<b>49</b>	<b>15.46%</b>	<b>0</b>
<b>Totals - Grand Totals</b>	<b>317</b>	<b>49</b>	<b>15.46%</b>	<b>0</b>

Camden County  
 Primary Election  
 June 5, 2012

Official Results

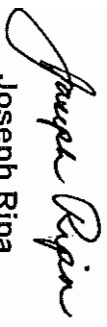
  
 Joseph Ripa  
 Camden County Clerk

REPUBLICAN STRATFORD COUNCIL  
 Vote for 2

	Registered Voters	Ballots Cast	% Turnout	Michael Maloney	Albert Adolf	Write-In
Stratford Dist 1	151	31	20.53%	25	25	2
Stratford Dist 2	162	27	16.67%	19	18	2
Stratford Dist 3	140	20	14.29%	16	16	0
Stratford Dist 4	232	45	19.40%	37	31	8
Stratford Dist 5	51	8	15.69%	5	2	1
Stratford Dist 6	177	17	9.60%	14	14	4
Stratford Mail-In Ballot	0	20	0.00%	16	15	0
Stratford Provisional	0	0	0.00%	0	0	0
Stratford Mail-In Ballot Rejected	0	0	0.00%	0	0	0
Stratford Provisional Rejected	0	0	0.00%	0	0	0
Stratford Emergency Ballots	0	0	0.00%	0	0	0
Totals - Stratford	913	168	18.40%	132	121	17
Totals - Grand Totals	913	168	18.40%	132	121	17

Camden County  
 Primary Election  
 June 5, 2012

Official Results

  
 Joseph Ripa  
 Camden County Clerk


REPUBLICAN STRATFORD COUNTY COMMITTEE MAN

Vote for 2

	Registered Voters	Ballots Cast	% Turnout	Lawrence Devaro	Albert Adolf	Write-In
Stratford Dist 1	151	31	20.53%	26	24	0
Stratford Dist 2	162	27	16.67%	22	20	0
Stratford Dist 3	140	20	14.29%	17	16	0
Stratford Dist 4	232	45	19.40%	34	33	1
Stratford Dist 5	51	8	15.69%	3	3	1
Stratford Dist 6	177	17	9.60%	14	14	3
Stratford Mail-In Ballot	0	20	0.00%	15	15	0
Stratford Provisional	0	0	0.00%	0	0	0
Stratford Mail-In Ballot Rejected	0	0	0.00%	0	0	0
Stratford Provisional Rejected	0	0	0.00%	0	0	0
Stratford Emergency Ballots	0	0	0.00%	0	0	0
Totals - Stratford	913	168	18.40%	131	125	5
Totals - Grand Totals	913	168	18.40%	131	125	5

Camden County  
 Primary Election  
 June 5, 2012

Official Results


  
 Joseph Ripa  
 Camden County Clerk

REPUBLICAN STRATFORD COUNTY COMMITTEE WOMAN  
 Vote for 2

	Registered Voters	Ballots Cast	% Turnout	Laurie Maloney	Mary Stone	Write-In
Stratford Dist 1	151	31	20.53%	28	28	0
Stratford Dist 2	162	27	16.67%	23	18	0
Stratford Dist 3	140	20	14.29%	16	17	0
Stratford Dist 4	232	45	19.40%	35	30	0
Stratford Dist 5	51	8	15.69%	4	2	0
Stratford Dist 6	177	17	9.60%	14	11	3
Stratford Mail-In Ballot	0	20	0.00%	16	15	0
Stratford Provisional	0	0	0.00%	0	0	0
Stratford Mail-In Ballot Rejected	0	0	0.00%	0	0	0
Stratford Provisional Rejected	0	0	0.00%	0	0	0
Stratford Emergency Ballots	0	0	0.00%	0	0	0
Totals - Stratford	913	168	18.40%	136	121	3
Totals - Grand Totals	913	168	18.40%	136	121	3

Camden County  
 Primary Election  
 June 5, 2012

Official Results


  
 Joseph Ripa  
 Camden County Clerk

REPUBLICAN VOORHEES TOWNSHIP COMMITTEE  
 Vote for 2

	Registered Voters	Ballots Cast	% Turnout	Tom Booth	Dan Buck	Write-In
Voorhees Dist 1	184	25	13.59%	18	14	0
Voorhees Dist 2	204	34	16.67%	25	21	0
Voorhees Dist 3	102	17	16.67%	16	15	0
Voorhees Dist 4	114	17	14.91%	12	10	0
Voorhees Dist 5	136	20	14.71%	16	14	0
Voorhees Dist 6	247	25	10.12%	24	24	0
Voorhees Dist 7	161	22	13.66%	22	22	0
Voorhees Dist 8	185	14	7.57%	10	9	0
Voorhees Dist 9	224	21	9.38%	16	15	0
Voorhees Dist 10	140	20	14.29%	18	16	0
Voorhees Dist 11	243	32	13.17%	26	25	0
Voorhees Dist 12	152	22	14.47%	17	17	0
Voorhees Dist 13	162	17	10.49%	13	12	0
Voorhees Dist 14	103	15	14.56%	14	11	0
Voorhees Dist 15	201	23	11.44%	20	19	0
Voorhees Dist 16	148	16	10.81%	15	15	0
Voorhees Dist 17	136	27	19.85%	22	20	0
Voorhees Dist 18	101	13	12.87%	12	10	0
Voorhees Dist 19	148	16	10.81%	12	11	0
Voorhees Mail-In Ballot	0	57	0.00%	51	49	0
Voorhees Provisional	0	4	0.00%	3	4	0
Voorhees Mail-In Ballot Rejected	0	0	0.00%	0	0	0
Voorhees Provisional Rejected	0	0	0.00%	0	0	0
Voorhees Emergency Ballots	0	0	0.00%	0	0	0
Totals - Voorhees	3091	457	14.78%	382	353	0
Totals - Grand Totals	3091	457	14.78%	382	353	0

Camden County  
 Primary Election  
 June 5, 2012

Official Results

  
 Joseph Ripa  
 Camden County Clerk


REPUBLICAN VOORHEES COUNTY COMMITTEE MAN

Vote for 7

	Registered Voters	Ballots Cast	% Turnout	Brian Mc Govern	Todd Mitchell	Michael Friedman	Chuck Hague	Scott Riley	Tom Booth	Write-In
Voorhees Dist 1	184	25	13.59%	16	14	15	14	13	13	0
Voorhees Dist 2	204	34	16.67%	21	21	20	21	20	22	0
Voorhees Dist 3	102	17	16.67%	15	16	15	16	15	16	0
Voorhees Dist 4	114	17	14.91%	11	11	11	10	9	10	0
Voorhees Dist 5	136	20	14.71%	16	15	15	15	15	15	0
Voorhees Dist 6	247	25	10.12%	24	21	22	21	21	22	0
Voorhees Dist 7	161	22	13.66%	22	22	22	22	22	21	0
Voorhees Dist 8	185	14	7.57%	11	9	10	10	10	10	0
Voorhees Dist 9	224	21	9.38%	16	16	16	16	16	16	0
Voorhees Dist 10	140	20	14.29%	17	16	16	16	15	14	0
Voorhees Dist 11	243	32	13.17%	23	22	24	22	23	24	0
Voorhees Dist 12	152	22	14.47%	16	15	15	15	14	15	1
Voorhees Dist 13	162	17	10.49%	13	13	13	13	14	12	0
Voorhees Dist 14	103	15	14.56%	14	14	15	14	15	15	2
Voorhees Dist 15	201	23	11.44%	20	17	16	16	15	16	0
Voorhees Dist 16	148	16	10.81%	15	14	15	14	14	14	0
Voorhees Dist 17	136	27	19.85%	23	21	22	21	20	20	1
Voorhees Dist 18	101	13	12.87%	12	10	10	9	10	10	0
Voorhees Dist 19	148	16	10.81%	12	11	12	11	11	11	0
Voorhees Mail-In Ballot	0	57	0.00%	47	45	47	45	46	48	0
Voorhees Provisional	0	4	0.00%	2	2	2	2	3	3	0
Voorhees Mail-In Ballot Rejected	0	0	0.00%	0	0	0	0	0	0	0
Voorhees Provisional Rejected	0	0	0.00%	0	0	0	0	0	0	0
Voorhees Emergency Ballots	0	0	0.00%	0	0	0	0	0	0	0
Totals - Voorhees	3091	457	14.78%	366	345	353	343	341	347	4
Totals - Grand Totals	3091	457	14.78%	366	345	353	343	341	347	4

Camden County  
 Primary Election  
 June 5, 2012

Official Results

  
 Joseph Ripa  
 Camden County Clerk


REPUBLICAN VOORHEES COUNTY COMMITTEE WOMAN

Vote for 7

	Registered Voters	Ballots Cast	% Turnout	Jody Raines	Maureen Booth	Kathleen Riley	Barbara Silary	Alison Hague	Gail Hann	Write-In
Voorhees Dist 1	184	25	13.59%	15	15	14	15	14	15	0
Voorhees Dist 2	204	34	16.67%	23	20	21	20	19	21	0
Voorhees Dist 3	102	17	16.67%	16	16	16	16	16	16	0
Voorhees Dist 4	114	17	14.91%	12	7	9	9	9	9	0
Voorhees Dist 5	136	20	14.71%	17	14	14	14	14	15	0
Voorhees Dist 6	247	25	10.12%	22	21	22	22	21	22	0
Voorhees Dist 7	161	22	13.66%	21	21	21	21	21	20	0
Voorhees Dist 8	185	14	7.57%	11	11	11	11	11	10	0
Voorhees Dist 9	224	21	9.38%	16	15	15	15	15	15	0
Voorhees Dist 10	140	20	14.29%	17	16	16	15	15	14	0
Voorhees Dist 11	243	32	13.17%	22	25	21	22	21	23	0
Voorhees Dist 12	152	22	14.47%	16	13	14	13	13	14	1
Voorhees Dist 13	162	17	10.49%	14	14	15	13	13	13	0
Voorhees Dist 14	103	15	14.56%	13	15	15	15	14	14	0
Voorhees Dist 15	201	23	11.44%	20	17	17	16	16	17	0
Voorhees Dist 16	148	16	10.81%	13	11	11	11	11	11	0
Voorhees Dist 17	136	27	19.85%	22	20	21	19	20	19	0
Voorhees Dist 18	101	13	12.87%	12	10	10	10	10	10	0
Voorhees Dist 19	148	16	10.81%	12	10	11	11	11	12	0
Voorhees Mail-In Ballot	0	57	0.00%	46	44	45	48	44	48	1
Voorhees Provisional	0	4	0.00%	3	3	3	3	3	4	0
Voorhees Mail-In Ballot Rejected	0	0	0.00%	0	0	0	0	0	0	0
Voorhees Provisional Rejected	0	0	0.00%	0	0	0	0	0	0	0
Voorhees Emergency Ballots	0	0	0.00%	0	0	0	0	0	0	0
<b>Totals - Voorhees</b>	<b>3091</b>	<b>457</b>	<b>14.78%</b>	<b>363</b>	<b>338</b>	<b>342</b>	<b>339</b>	<b>331</b>	<b>342</b>	<b>2</b>
<b>Totals - Grand Totals</b>	<b>3091</b>	<b>457</b>	<b>14.78%</b>	<b>363</b>	<b>338</b>	<b>342</b>	<b>339</b>	<b>331</b>	<b>342</b>	<b>2</b>

Camden County  
 Primary Election  
 June 5, 2012

Official Results

  
 Joseph Ripa  
 Camden County Clerk


REPUBLICAN WATERFORD TOWNSHIP COMMITTEE  
 Vote for 1

	Registered Voters	Ballots Cast	% Turnout	Thomas Giangliulio	Write-In
Waterford Dist 1	206	20	9.71%	16	0
Waterford Dist 2	157	20	12.74%	11	0
Waterford Dist 3	201	33	16.42%	24	0
Waterford Dist 4	178	40	22.47%	34	0
Waterford Dist 5	159	13	8.18%	11	0
Waterford Dist 6	215	37	17.21%	27	0
Waterford Dist 7	229	38	16.59%	31	0
Waterford Dist 8	53	16	30.19%	14	0
Waterford Mail-In Ballot	0	17	0.00%	13	0
Waterford Provisional	0	0	0.00%	0	0
Waterford Mail-In Ballot Rejected	0	0	0.00%	0	0
Waterford Provisional Rejected	0	0	0.00%	0	0
Waterford Emergency Ballots	0	0	0.00%	0	0
Totals - Waterford	1398	234	16.74%	181	0
Totals - Grand Totals	1398	234	16.74%	181	0



Camden County  
 Primary Election  
 June 5, 2012

Official Results

  
 Joseph Ripa  
 Camden County Clerk

REPUBLICAN WATERFORD COUNTY COMMITTEE MAN

Vote for 3

	Registered Voters	Ballots Cast	% Turnout	Anthony Clark	William Richardson	Al Campbell	Write-In
Waterford Dist 1	206	20	9.71%	17	16	17	0
Waterford Dist 2	157	20	12.74%	14	12	14	0
Waterford Dist 3	201	33	16.42%	25	25	19	0
Waterford Dist 4	178	40	22.47%	34	32	29	0
Waterford Dist 5	159	13	8.18%	11	10	11	0
Waterford Dist 6	215	37	17.21%	30	25	24	0
Waterford Dist 7	229	38	16.59%	32	29	31	0
Waterford Dist 8	53	16	30.19%	15	12	13	0
Waterford Mail-In Ballot	0	17	0.00%	12	14	12	0
Waterford Provisional	0	0	0.00%	0	0	0	0
Waterford Mail-In Ballot Rejected	0	0	0.00%	0	0	0	0
Waterford Provisional Rejected	0	0	0.00%	0	0	0	0
Waterford Emergency Ballots	0	0	0.00%	0	0	0	0
<b>Totals - Waterford</b>	<b>1398</b>	<b>234</b>	<b>16.74%</b>	<b>190</b>	<b>175</b>	<b>170</b>	<b>0</b>
<b>Totals - Grand Totals</b>	<b>1398</b>	<b>234</b>	<b>16.74%</b>	<b>190</b>	<b>175</b>	<b>170</b>	<b>0</b>

Camden County  
 Primary Election  
 June 5, 2012

**REPUBLICAN WATERFORD COUNTY COMMITTEE WOMAN**

Vote for 3

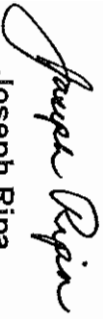
**Official Results**

*Joseph Ripa*  
 Joseph Ripa  
 Camden County Clerk

	Registered Voters	Ballots Cast	% Turnout	Julia Levoch Day	Lynn Ferguson	Terry Sharp	Write-In
Waterford Dist 1	206	20	9.71%	15	15	14	0
Waterford Dist 2	157	20	12.74%	14	15	16	0
Waterford Dist 3	201	33	16.42%	23	22	22	0
Waterford Dist 4	178	40	22.47%	30	28	28	0
Waterford Dist 5	159	13	8.18%	10	10	9	0
Waterford Dist 6	215	37	17.21%	31	26	27	0
Waterford Dist 7	229	38	16.59%	26	29	25	0
Waterford Dist 8	53	16	30.19%	15	12	14	0
Waterford Mail-In Ballot	0	17	0.00%	12	13	12	0
Waterford Provisional	0	0	0.00%	0	0	0	0
Waterford Mail-In Ballot Rejected	0	0	0.00%	0	0	0	0
Waterford Provisional Rejected	0	0	0.00%	0	0	0	0
Waterford Emergency Ballots	0	0	0.00%	0	0	0	0
<b>Totals - Waterford</b>	<b>1398</b>	<b>234</b>	<b>16.74%</b>	<b>176</b>	<b>170</b>	<b>167</b>	<b>0</b>
<b>Totals - Grand Totals</b>	<b>1398</b>	<b>234</b>	<b>16.74%</b>	<b>176</b>	<b>170</b>	<b>167</b>	<b>0</b>

Camden County  
 Primary Election  
 June 5, 2012

Official Results

  
 Joseph Ripa  
 Camden County Clerk


REPUBLICAN WINSLOW TOWNSHIP COMMITTEE WARD 1

Vote for 1

	Registered Voters	Ballots Cast	% Turnout	Anthony J. Tomasello	Write-In
Winslow W1 D1	215	50	23.26%	46	0
Winslow W1 D2	212	28	13.21%	22	0
Winslow W1 D3	108	17	15.74%	15	0
Winslow W1 D4	302	33	10.93%	30	0
Winslow W1 D5	236	33	13.98%	30	2
Winslow Ward 1 Mail-In Ballot	0	17	0.00%	15	0
Winslow Ward 1 Provisional	0	0	0.00%	0	0
Winslow W1 Mail-In Ballot Rejected	0	0	0.00%	0	0
Winslow W1 Provisional Rejected	0	0	0.00%	0	0
Winslow W1 Emergency Ballots	0	0	0.00%	0	0
<b>Totals - Winslow W1</b>	<b>1073</b>	<b>178</b>	<b>16.59%</b>	<b>158</b>	<b>2</b>
<b>Totals - Winslow</b>	<b>1073</b>	<b>178</b>	<b>16.59%</b>	<b>158</b>	<b>2</b>
<b>Totals - Grand Totals</b>	<b>1073</b>	<b>178</b>	<b>16.59%</b>	<b>158</b>	<b>2</b>

Camden County  
 Primary Election  
 June 5, 2012

Official Results

  
 Joseph Ripa  
 Camden County Clerk

REPUBLICAN WINSLOW TOWNSHIP COMMITTEE WARD 2  
 Vote for 1

	Registered Voters	Ballots Cast	% Turnout	Write-In
Winslow W2 D1	196	26	13.27%	0
Winslow W2 D2	9	0	0.00%	0
Winslow W2 D3	318	63	19.81%	0
Winslow W2 D4	230	29	12.61%	2
Winslow W2 D5	108	26	24.07%	0
Winslow Ward 2 Mail-In Ballot	0	12	0.00%	0
Winslow Ward 2 Provisional	0	0	0.00%	0
Winslow W2 Mail-In Ballot Rejected	0	0	0.00%	0
Winslow W2 Provisional Rejected	0	0	0.00%	0
Winslow W2 Emergency Ballots	0	0	0.00%	0
Totals - Winslow W2	861	156	18.12%	2
Totals - Winslow	861	156	18.12%	2
Totals - Grand Totals	861	156	18.12%	2

Camden County  
 Primary Election  
 June 5, 2012

Official Results

*Joseph Ripa*  
 Joseph Ripa  
 Camden County Clerk


REPUBLICAN WINSLOW TOWNSHIP COMMITTEE WARD 3

Vote for 1

	Registered Voters	Ballots Cast	% Turnout	Write-In
Winslow W3 D1	67	7	10.45%	0
Winslow W3 D2	43	9	20.93%	0
Winslow W3 D3	130	20	15.38%	0
Winslow W3 D4	65	9	13.85%	1
Winslow Ward 3 Mail-In Ballot	0	6	0.00%	0
Winslow Ward 3 Provisional	0	1	0.00%	0
Winslow W3 Mail-In Ballot Rejected	0	0	0.00%	0
Winslow W3 Provisional Rejected	0	0	0.00%	0
Winslow W3 Emergency Ballots	0	0	0.00%	0
<b>Totals - Winslow W3</b>	<b>305</b>	<b>52</b>	<b>17.05%</b>	<b>1</b>
<b>Totals - Winslow</b>	<b>305</b>	<b>52</b>	<b>17.05%</b>	<b>1</b>
<b>Totals - Grand Totals</b>	<b>305</b>	<b>52</b>	<b>17.05%</b>	<b>1</b>

Camden County  
 Primary Election  
 June 5, 2012

Official Results

  
 Joseph Ripa  
 Camden County Clerk


REPUBLICAN WINSLOW TOWNSHIP COMMITTEE WARD 4

Vote for 1

	Registered Voters	Ballots Cast	% Turnout	Write-In
Winslow W4 D1	106	24	22.64%	0
Winslow W4 D2	139	13	9.35%	1
Winslow W4 D3	166	19	11.45%	0
Winslow W4 D4	165	23	13.94%	1
Winslow W4 D5	114	11	9.65%	0
Winslow Ward 4 Mail-In Ballot	0	11	0.00%	0
Winslow Ward 4 Provisional	0	0	0.00%	0
Winslow W4 Mail-In Ballot Rejected	0	0	0.00%	0
Winslow W4 Provisional Rejected	0	0	0.00%	0
Winslow W4 Emergency Ballots	0	0	0.00%	0
Totals - Winslow W4	690	101	14.64%	2
Totals - Winslow	690	101	14.64%	2
Totals - Grand Totals	690	101	14.64%	2

Camden County  
 Primary Election  
 June 5, 2012

Official Results

  
 Joseph Ripa  
 Camden County Clerk

REPUBLICAN WINSLOW COUNTY COMMITTEE WARD 1 MAN  
 Vote for 6

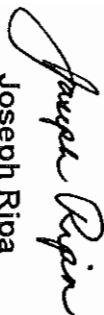
	Registered Voters	Ballots Cast	% Turnout	Write-In
Winslow W1 D1	215	50	23.26%	0
Winslow W1 D2	212	28	13.21%	0
Winslow W1 D3	108	17	15.74%	6
Winslow W1 D4	302	33	10.93%	0
Winslow W1 D5	236	33	13.98%	0
Winslow Ward 1 Mail-In Ballot	0	17	0.00%	0
Winslow Ward 1 Provisional	0	0	0.00%	0
Winslow W1 Mail-In Ballot Rejected	0	0	0.00%	0
Winslow W1 Provisional Rejected	0	0	0.00%	0
Winslow W1 Emergency Ballots	0	0	0.00%	0
Totals - Winslow W1	1073	178	16.59%	6
Totals - Winslow	1073	178	16.59%	6
Totals - Grand Totals	1073	178	16.59%	6

Camden County  
 Primary Election  
 June 5, 2012

REPUBLICAN WINSLOW COUNTY COMMITTEE WARD 1 WOMAN

Vote for 6

Official Results


  
 Joseph Ripa  
 Camden County Clerk

	Registered Voters	Ballots Cast	% Turnout	Write-In
Winslow W1 D1	215	50	23.26%	0
Winslow W1 D2	212	28	13.21%	0
Winslow W1 D3	108	17	15.74%	0
Winslow W1 D4	302	33	10.93%	0
Winslow W1 D5	236	33	13.98%	0
Winslow Ward 1 Mail-In Ballot	0	17	0.00%	0
Winslow Ward 1 Provisional	0	0	0.00%	0
Winslow W1 Mail-In Ballot Rejected	0	0	0.00%	0
Winslow W1 Provisional Rejected	0	0	0.00%	0
Winslow W1 Emergency Ballots	0	0	0.00%	0
<b>Totals - Winslow W1</b>	<b>1073</b>	<b>178</b>	<b>16.59%</b>	<b>0</b>
<b>Totals - Winslow</b>	<b>1073</b>	<b>178</b>	<b>16.59%</b>	<b>0</b>
<b>Totals - Grand Totals</b>	<b>1073</b>	<b>178</b>	<b>16.59%</b>	<b>0</b>



Camden County  
 Primary Election  
 June 5, 2012

Official Results

  
 Joseph Ripa  
 Camden County Clerk

REPUBLICAN WINSLOW COUNTY COMMITTEE WARD 2 MAN

Vote for 6

	Registered Voters	Ballots Cast	% Turnout	Write-In
Winslow W2 D1	196	26	13.27%	0
Winslow W2 D2	9	0	0.00%	0
Winslow W2 D3	318	63	19.81%	0
Winslow W2 D4	230	29	12.61%	3
Winslow W2 D5	108	26	24.07%	0
Winslow Ward 2 Mail-In Ballot	0	12	0.00%	0
Winslow Ward 2 Provisional	0	0	0.00%	0
Winslow W2 Mail-In Ballot Rejected	0	0	0.00%	0
Winslow W2 Provisional Rejected	0	0	0.00%	0
Winslow W2 Emergency Ballots	0	0	0.00%	0
Totals - Winslow W2	861	156	18.12%	3
Totals - Winslow	861	156	18.12%	3
Totals - Grand Totals	861	156	18.12%	3

Camden County  
 Primary Election  
 June 5, 2012

**REPUBLICAN WINSLOW COUNTY COMMITTEE WARD 2 WOMAN**

Vote for 6

**Official Results**



**Joseph Ripa**  
 Camden County Clerk

	Registered Voters	Ballots Cast	% Turnout	Write-In
Winslow W2 D1	196	26	13.27%	0
Winslow W2 D2	9	0	0.00%	0
Winslow W2 D3	318	63	19.81%	0
Winslow W2 D4	230	29	12.61%	6
Winslow W2 D5	108	26	24.07%	0
Winslow Ward 2 Mail-In Ballot	0	12	0.00%	0
Winslow Ward 2 Provisional	0	0	0.00%	0
Winslow W2 Mail-In Ballot Rejected	0	0	0.00%	0
Winslow W2 Provisional Rejected	0	0	0.00%	0
Winslow W2 Emergency Ballots	0	0	0.00%	0
<b>Totals - Winslow W2</b>	<b>861</b>	<b>156</b>	<b>18.12%</b>	<b>6</b>
<b>Totals - Winslow</b>	<b>861</b>	<b>156</b>	<b>18.12%</b>	<b>6</b>
<b>Totals - Grand Totals</b>	<b>861</b>	<b>156</b>	<b>18.12%</b>	<b>6</b>

Camden County  
 Primary Election  
 June 5, 2012

Official Results

*Joseph Ripa*  
 Joseph Ripa  
 Camden County Clerk

REPUBLICAN WINSLOW COUNTY COMMITTEE WARD 3 MAN  
 Vote for 6

	Registered Voters	Ballots Cast	% Turnout	Write-In
Winslow W3 D1	67	7	10.45%	0
Winslow W3 D2	43	9	20.93%	0
Winslow W3 D3	130	20	15.38%	0
Winslow W3 D4	65	9	13.85%	0
Winslow Ward 3 Mail-In Ballot	0	6	0.00%	0
Winslow Ward 3 Provisional	0	1	0.00%	0
Winslow W3 Mail-In Ballot Rejected	0	0	0.00%	0
Winslow W3 Provisional Rejected	0	0	0.00%	0
Winslow W3 Emergency Ballots	0	0	0.00%	0
Totals - Winslow W3	305	52	17.05%	0
Totals - Winslow	305	52	17.05%	0
Totals - Grand Totals	305	52	17.05%	0

Camden County  
 Primary Election  
 June 5, 2012

**REPUBLICAN WINSLOW COUNTY COMMITTEE WARD 3 WOMAN**

Vote for 6


Official Results

*Joseph Ripa*  
 Joseph Ripa  
 Camden County Clerk

	Registered Voters	Ballots Cast	% Turnout	Write-In
Winslow W3 D1	67	7	10.45%	0
Winslow W3 D2	43	9	20.93%	0
Winslow W3 D3	130	20	15.38%	0
Winslow W3 D4	65	9	13.85%	0
Winslow Ward 3 Mail-In Ballot	0	6	0.00%	0
Winslow Ward 3 Provisional	0	1	0.00%	0
Winslow W3 Mail-In Ballot Rejected	0	0	0.00%	0
Winslow W3 Provisional Rejected	0	0	0.00%	0
Winslow W3 Emergency Ballots	0	0	0.00%	0
<b>Totals - Winslow W3</b>	<b>305</b>	<b>52</b>	<b>17.05%</b>	<b>0</b>
<b>Totals - Winslow</b>	<b>305</b>	<b>52</b>	<b>17.05%</b>	<b>0</b>
<b>Totals - Grand Totals</b>	<b>305</b>	<b>52</b>	<b>17.05%</b>	<b>0</b>

Camden County  
 Primary Election  
 June 5, 2012

Official Results

  
 Joseph Ripa  
 Camden County Clerk

REPUBLICAN WINSLOW COUNTY COMMITTEE WARD 4 MAN  
 Vote for 6

	Registered Voters	Ballots Cast	% Turnout	Write-In
Winslow W4 D1	106	24	22.64%	0
Winslow W4 D2	139	13	9.35%	1
Winslow W4 D3	166	19	11.45%	0
Winslow W4 D4	165	23	13.94%	1
Winslow W4 D5	114	11	9.65%	0
Winslow Ward 4 Mail-In Ballot	0	11	0.00%	0
Winslow Ward 4 Provisional	0	0	0.00%	0
Winslow W4 Mail-In Ballot Rejected	0	0	0.00%	0
Winslow W4 Provisional Rejected	0	0	0.00%	0
Winslow W4 Emergency Ballots	0	0	0.00%	0
Totals - Winslow W4	690	101	14.64%	2
Totals - Winslow	690	101	14.64%	2
Totals - Grand Totals	690	101	14.64%	2

Camden County  
 Primary Election  
 June 5, 2012

**REPUBLICAN WINSLOW COUNTY COMMITTEE WARD 4 WOMAN**

Official Results


*Joseph Ripa*  
 Joseph Ripa  
 Camden County Clerk

Vote for 6

	Registered Voters	Ballots Cast	% Turnout	Write-In
Winslow W4 D1	106	24	22.64%	0
Winslow W4 D2	139	13	9.35%	1
Winslow W4 D3	166	19	11.45%	0
Winslow W4 D4	165	23	13.94%	1
Winslow W4 D5	114	11	9.65%	0
Winslow Ward 4 Mail-In Ballot	0	11	0.00%	0
Winslow Ward 4 Provisional	0	0	0.00%	0
Winslow W4 Mail-In Ballot Rejected	0	0	0.00%	0
Winslow W4 Provisional Rejected	0	0	0.00%	0
Winslow W4 Emergency Ballots	0	0	0.00%	0
<b>Totals - Winslow W4</b>	<b>690</b>	<b>101</b>	<b>14.64%</b>	<b>2</b>
<b>Totals - Winslow</b>	<b>690</b>	<b>101</b>	<b>14.64%</b>	<b>2</b>
<b>Totals - Grand Totals</b>	<b>690</b>	<b>101</b>	<b>14.64%</b>	<b>2</b>

Camden County  
 Primary Election  
 June 5, 2012

Official Results

  
 Joseph Ripa  
 Camden County Clerk


REPUBLICAN WOODLYNNE COUNCIL

Vote for 2

	Registered Voters	Ballots Cast	% Turnout	Write-In
Woodlynnne Dist 1	56	11	19.64%	3
Woodlynnne Dist 2	38	8	21.05%	0
Woodlynnne Mail-In Ballot	0	0	0.00%	0
Woodlynnne Provisional	0	0	0.00%	0
Woodlynnne Mail-In Ballot Rejected	0	0	0.00%	0
Woodlynnne Provisional Rejected	0	0	0.00%	0
Woodlynnne Emergency Ballots	0	0	0.00%	0
Totals - Woodlynnne	94	19	20.21%	3
Totals - Grand Totals	94	19	20.21%	3

Camden County  
 Primary Election  
 June 5, 2012

Official Results

  
 Joseph Ripa  
 Camden County Clerk

REPUBLICAN WOODLYNNE COUNTY COMMITTEE MAN  
 Vote for 1

	Registered Voters	Ballots Cast	% Turnout	Nacovin Norman	Write-In
Woodlynnne Dist 1	56	11	19.64%	10	1
Woodlynnne Dist 2	38	8	21.05%	8	0
Woodlynnne Mail-In Ballot	0	0	0.00%	0	0
Woodlynnne Provisional	0	0	0.00%	0	0
Woodlynnne Mail-In Ballot Rejected	0	0	0.00%	0	0
Woodlynnne Provisional Rejected	0	0	0.00%	0	0
Woodlynnne Emergency Ballots	0	0	0.00%	0	0
Totals - Woodlynnne	94	19	20.21%	18	1
Totals - Grand Totals	94	19	20.21%	18	1



Camden County  
 Primary Election  
 June 5, 2012

Official Results

*Joseph Ripa*  
 Joseph Ripa  
 Camden County Clerk

REPUBLICAN WOODLYNNE COUNTY COMMITTEE WOMAN

Vote for 1

	Registered Voters	Ballots Cast	% Turnout	Marie Hutt	Write-In
Woodlynnne Dist 1	56	11	19.64%	11	0
Woodlynnne Dist 2	38	8	21.05%	8	0
Woodlynnne Mail-In Ballot	0	0	0.00%	0	0
Woodlynnne Provisional	0	0	0.00%	0	0
Woodlynnne Mail-In Ballot Rejected	0	0	0.00%	0	0
Woodlynnne Provisional Rejected	0	0	0.00%	0	0
Woodlynnne Emergency Ballots	0	0	0.00%	0	0
Totals - Woodlynnne	94	19	20.21%	19	0
Totals - Grand Totals	94	19	20.21%	19	0