

COUNTY OF CAMDEN

OFFICIAL
ELECTION
RESULTS

2016 General Election
November 8, 2016



Making It Better, Together.

CAM_20161108_E

November 8, 2016

Summary Report

Camden County

Official Results

Registration & Turnout	347,739	Voters
Election Day Turnout	186,213	53.55%
Mail-In Ballot Turnout	39,712	11.42%
Provisional Turnout	5,554	1.60%
Rejected Ballots Turnout	0	0.00%
Emergency Turnout	0	0.00%
Total ...	231,479	66.57%

US President	(343)	343/343	100.00%
Under Votes:	1892		
Over Votes:	540		
REP - TRUMP/PENCE	72,631	31.71%	
DEM - CLINTON/KAINE	146,717	64.06%	
NON - CASTLE/BRADLEY	752	0.33%	
NON - JOHNSON/WELD	4,245	1.85%	
NON - LA RIVA/PURYEAR	50	0.02%	
NON - DE LA FUENTE/STEINBERG	77	0.03%	
NON - MOOREHEAD/LILLY	74	0.03%	
NON - STEIN/BARAKA	2,003	0.87%	
NON - KENNEDY/HART	43	0.02%	
Write-In	2,455	1.07%	
Total ...	229,047	100.00%	

House of Representatives 1st District	(335)	335/335	100.00%
Under Votes:	19697		
Over Votes:	351		
REP - Bob PATTERSON	69,503	33.71%	
DEM - Donald W. NORCROSS	130,159	63.13%	
NON - Scot John TOMASZEWSKI	3,577	1.74%	
NON - William F. SIHR, IV	1,632	0.79%	
NON - Michael BERMAN	965	0.47%	
Write-In	325	0.16%	
Total ...	206,161	100.00%	

House of Representatives 2nd District	(8)	8/8	100.00%
Under Votes:	428		
Over Votes:	3		
REP - Frank A. LO BIONDO	2,990	61.79%	
DEM - David H. COLE	1,723	35.61%	
NON - James KEENAN	34	0.70%	
NON - John ORDILLE	50	1.03%	
NON - Gabriel Brian FRANCO	13	0.27%	
NON - Eric BEECHWOOD	12	0.25%	
NON - Steven FENICHEL	15	0.31%	
Write-In	2	0.04%	
Total ...	4,839	100.00%	

Board of Chosen Freeholders	(343)	343/343	100.00%
Under Votes:	67652		
Over Votes:	100		
REP - Robert STONE	70,546	17.86%	

Board of Chosen Freeholders (cont'd...)	(343)	343/343	100.00%
REP - Claire H. GUSTAFSON	68,131	17.25%	
DEM - Edward T. MC DONNELL	127,662	32.32%	
DEM - Carmen G. RODRIGUEZ	128,299	32.48%	
Write-In	346	0.09%	
Total ...	394,984	100.00%	

Audubon Park Council	(1)	1/1	100.00%
Under Votes:	480		
Over Votes:	0		
DEM - Dennis DELENGOWSKI	313	50.16%	
DEM - Gloria A. JONES	306	49.04%	
Write-In	5	0.80%	
Total ...	624	100.00%	

Barrington Council	(5)	5/5	100.00%
Under Votes:	2594		
Over Votes:	0		
DEM - Wayne ROBENOLT	2,111	49.48%	
DEM - Michael BEACH	2,112	49.51%	
Write-In	43	1.01%	
Total ...	4,266	100.00%	

Bellmawr Council	(7)	7/7	100.00%
Under Votes:	3954		
Over Votes:	0		
DEM - James 'Jamie' CASEY	3,188	50.08%	
DEM - Raymond BIDER	3,124	49.07%	
Write-In	54	0.85%	
Total ...	6,366	100.00%	

Berlin Boro Council	(5)	5/5	100.00%
Under Votes:	1567		
Over Votes:	12		
REP - Cecelia Micki ARMANO	1,444	23.86%	
REP - John M. MITCHARD	1,375	22.72%	
NON - Jim PEARCE	1,624	26.84%	
NON - Dan MAC DONNELL	1,603	26.49%	
Write-In	5	0.08%	
Total ...	6,051	100.00%	

Berlin Twp Council	(4)	4/4	100.00%
Under Votes:	1873		
Over Votes:	0		
DEM - Christopher T. MORRIS	1,574	50.11%	
DEM - Marion BODANZA	1,537	48.93%	
Write-In	30	0.96%	
Total ...	3,141	100.00%	

CAM_20161108_E

November 8, 2016

Summary Report

Camden County

Official Results

Brooklawn Council	(1)	1/1	100.00%	Gibbsboro Council (cont'd...)	(2)	2/2	100.00%
Under Votes: 564				NON - Mitchell BROWN		566	39.09%
Over Votes: 0				Write-In		10	0.69%
DEM - Greg GILBERT		521	49.24%	Total ...		1,448	100.00%
DEM - Patrick MOSES		523	49.43%				
Write-In		14	1.32%	Gloucester City Council At Large	(8)	8/8	100.00%
Total ...		1,058	100.00%	Under Votes: 4441			
				Over Votes: 0			
Camden City Council At Large UNEX	(40)	40/40	100.00%	DEM - John HUTCHINSON		2,579	32.53%
Under Votes: 3243				DEM - Bruce PARRY		2,630	33.17%
Over Votes: 118				DEM - Patrick KEATING		2,626	33.12%
DEM - Angel FUENTES		16,298	91.93%	Write-In		93	1.17%
NON - Gary C. FRAZIER, JR		981	5.53%	Total ...		7,928	100.00%
NON - Natalie L. RIVERA		428	2.41%				
Write-In		21	0.12%	Haddon Heights Council	(7)	7/7	100.00%
Total ...		17,728	100.00%	Under Votes: 675			
				Over Votes: 2			
Cherry Hill Council UNEX	(48)	48/48	100.00%	REP - Susan R. GRIFFITH		2,154	25.77%
Under Votes: 4350				REP - Vincent M. CEROLI		1,984	23.73%
Over Votes: 13				DEM - Bryan SCHROEDER		2,110	25.24%
REP - Frederick 'Rick' SHORT		13,535	40.32%	DEM - Chris LINARIS		2,107	25.21%
DEM - Carolyn M. JACOBS		20,009	59.61%	Write-In		4	0.05%
Write-In		23	0.07%	Total ...		8,359	100.00%
Total ...		33,567	100.00%				
				Hi-Nella Council	(1)	1/1	100.00%
Chesilhurst Council	(1)	1/1	100.00%	Under Votes: 767			
Under Votes: 266				Over Votes: 0			
Over Votes: 4				Write-In		3	33.33%
DEM - Karen CHEW		399	34.16%	NON - Cathrine Connolly		3	33.33%
DEM - Russell HIRN, SR.		388	33.22%	NON - Kris U Muska		3	33.33%
NON - Samuel WHITE, JR.		206	17.64%	Total ...		9	100.00%
NON - Dawn R. SAYERS		174	14.90%				
Write-In		1	0.09%	Laurel Springs Council	(2)	2/2	100.00%
Total ...		1,168	100.00%	Under Votes: 708			
				Over Votes: 0			
Clementon Council	(3)	3/3	100.00%	DEM - Gene LETTS		616	48.81%
Under Votes: 463				DEM - Kendra MOCHEL		631	50.00%
Over Votes: 0				Write-In		15	1.19%
REP - Keith CYBULSKI		663	18.86%	Total ...		1,262	100.00%
REP - Gary SAUNDERS		710	20.20%				
DEM - Jonathan FISHER		1,083	30.81%	Lawnside Council	(2)	2/2	100.00%
DEM - Thomas M. SHAW		1,055	30.01%	Under Votes: 527			
Write-In		4	0.11%	Over Votes: 0			
Total ...		3,515	100.00%	DEM - Steve POLLARD		1,273	49.86%
				DEM - Robert LEE		1,271	49.78%
Gibbsboro Council	(2)	2/2	100.00%	Write-In		9	0.35%
Under Votes: 1066				Total ...		2,553	100.00%
Over Votes: 22							
NON - Michael HAUBER		348	24.03%				
NON - Gerald BONSALE		524	36.19%				

CAM_20161108_E

November 8, 2016

Summary Report

Camden County

Official Results

Lindenwold Council UNEX	(9)	9/9	100.00%	Pine Hill Council (cont'd...)	(6)	6/6	100.00%
Under Votes: 1601				DEM - Terence G. BURKE		2,782	49.24%
Over Votes: 1				Write-In		45	0.80%
DEM - Linda M. HESS		4,451	99.62%	Total ...		5,650	100.00%
Write-In		17	0.38%				
Total ...		4,468	100.00%	Runnemede Council	(6)	6/6	100.00%
Lindenwold Council	(9)	9/9	100.00%	Under Votes: 3038			
Under Votes: 3256				Over Votes: 0			
Over Votes: 0				DEM - Robert D. FARRELL		2,261	49.96%
DEM - Joseph C. STRIPPOLI		4,445	50.03%	DEM - Michael ROOT		2,222	49.09%
DEM - Joseph DI DOMENICO		4,413	49.67%	Write-In		43	0.95%
Write-In		26	0.29%	Total ...		4,526	100.00%
Total ...		8,884	100.00%	Somerdale Council	(4)	4/4	100.00%
Magnolia Council	(4)	4/4	100.00%	Under Votes: 1582			
Under Votes: 1209				Over Votes: 2			
Over Votes: 0				DEM - Edward J. KAIN		1,719	50.20%
DEM - Paula BONAMASSA		1,383	49.13%	DEM - David A. ALEXANDER		1,694	49.47%
DEM - Anthony DE PRINCE		1,398	49.66%	Write-In		11	0.32%
Write-In		34	1.21%	Total ...		3,424	100.00%
Total ...		2,815	100.00%	Stratford Council	(6)	6/6	100.00%
Merchantville Council	(3)	3/3	100.00%	Under Votes: 695			
Under Votes: 1325				Over Votes: 4			
Over Votes: 0				REP - Holly TATE		1,296	21.70%
DEM - Anthony J. PERNO, III		1,206	49.86%	REP - Al ADOLF		1,166	19.52%
DEM - Griffin T. KIDD		1,182	48.86%	DEM - Linda HALL		1,784	29.87%
Write-In		31	1.28%	DEM - Tina LOMANNO		1,720	28.80%
Total ...		2,419	100.00%	Write-In		7	0.12%
Oaklyn Council	(4)	4/4	100.00%	Total ...		5,973	100.00%
Under Votes: 1348				Voorhees Twp. Committee	(19)	19/19	100.00%
Over Votes: 0				Under Votes: 1136			
DEM - Robert SKOWRONEK		1,348	48.14%	Over Votes: 4			
DEM - Krista EGAN		1,385	49.46%	REP - Michael FRIEDMAN		6,971	50.80%
Write-In		67	2.39%	DEM - Thomas A. FANELLI		6,746	49.16%
Total ...		2,800	100.00%	Write-In		5	0.04%
Pennsauken Twp. Committee	(24)	24/24	100.00%	Total ...		13,722	100.00%
Under Votes: 3342				Waterford Twp. Committee	(8)	8/8	100.00%
Over Votes: 2				Under Votes: 1231			
DEM - Rick TAYLOR		10,821	90.48%	Over Votes: 0			
Write-In		1,139	9.52%	REP - William A. RICHARDSON, JR.		2,633	28.28%
Total ...		11,960	100.00%	REP - Mary L. SURA		2,463	26.46%
Pine Hill Council	(6)	6/6	100.00%	DEM - Rick T. YEATMAN, SR.		2,069	22.23%
Under Votes: 2816				DEM - Fred A. SCHINDLER		2,139	22.98%
Over Votes: 0				Write-In		5	0.05%
DEM - Charles E. WARRINGTON, JR.		2,823	49.96%	Total ...		9,309	100.00%

CAM_20161108_E

November 8, 2016

Summary Report

Camden County

Official Results

<hr/> Woodlynne Council (2) 2/2 100.00%			<hr/> Local BOE Berlin Boro UNEX (5) 5/5 100.00%		
Under Votes: 478			Under Votes: 1508		
Over Votes: 2			Over Votes: 0		
DEM - William VALLE	682	49.28%	NON - Lisa ASARE	2,295	99.35%
DEM - Joseph CHUKWUEKE	675	48.77%	Write-In	15	0.65%
Write-In	27	1.95%	Total ... 2,310 100.00%		
Total ... 1,384 100.00%			<hr/> Local BOE- Berlin Boro (5) 5/5 100.00%		
<hr/> Local BOE- Audubon (9) 9/9 100.00%			Under Votes: 7036		
Under Votes: 7211			Over Votes: 0		
Over Votes: 45			NON - Dennis J. QUINN	2,128	48.17%
NON - Joseph RYAN	2,179	24.95%	NON - Rebecca HOLLAND	2,179	49.32%
NON - Everett 'Ed' SIMPSON	2,139	24.49%	Write-In	93	2.11%
NON - Robert O. LEE	1,947	22.29%	NON - Lisa Kehoe	18	0.41%
NON - Ammie DAVIS	2,441	27.95%	Total ... 4,418 100.00%		
Write-In	28	0.32%	<hr/> Local BOE- Berlin Township (4) 4/4 100.00%		
Total ... 8,734 100.00%			Under Votes: 4018		
<hr/> Local BOE- Barrington Boro (5) 5/5 100.00%			Over Votes: 0		
Under Votes: 4825			NON - Aida FIGUEROA	1,149	32.80%
Over Votes: 0			NON - Cynthia MOZEE	1,158	33.06%
NON - Robert J. KLOPP	1,852	33.89%	NON - Jeffrey D. SOUZA	1,170	33.40%
NON - Holly M. BISHOP MC CAULEY	1,800	32.94%	Write-In	26	0.74%
NON - Carla BOLLING	1,760	32.20%	Total ... 3,503 100.00%		
Write-In	53	0.97%	<hr/> Local BOE- Brooklawn Boro (1) 1/1 100.00%		
Total ... 5,465 100.00%			Under Votes: 666		
<hr/> Black Horse Pike Regional Member BOE- (7) 7/7 100.00%			Over Votes: 0		
Under Votes: 2276			NON - Angel RODRIGUEZ	434	45.40%
Over Votes: 0			NON - Colin MAC ADAMS	507	53.03%
NON - Bill MURRAY	2,854	98.96%	Write-In	15	1.57%
Write-In	30	1.04%	Total ... 956 100.00%		
Total ... 2,884 100.00%			<hr/> Local BOE- Cherry Hill Township (48) 48/48 100.00%		
<hr/> Local BOE- Bellmawr Boro (7) 7/7 100.00%			Under Votes: 53812		
Under Votes: 5021			Over Votes: 291		
Over Votes: 0			NON - Ruth SCHULTZ	11,965	20.05%
NON - Patrick MURRAY	2,684	50.65%	NON - Ian MORRIS	7,046	11.80%
NON - Eric HOBAN	2,558	48.27%	NON - Edward WANG	10,637	17.82%
Write-In	57	1.08%	NON - Steven ROBBINS	7,793	13.06%
Total ... 5,299 100.00%			NON - Fredrick DANDE	4,194	7.03%
<hr/> Eastern Cam Co Regional Member BOE (5) 5/5 100.00%			NON - Joseph GERACE	6,040	10.12%
Under Votes: 1447			NON - Jane SCARPELLINO	11,764	19.71%
Over Votes: 0			Write-In	248	0.42%
NON - Robert DE CICCIO	2,355	99.33%	Total ... 59,687 100.00%		
Write-In	16	0.67%	<hr/> Local BOE- Chesilhurst Boro (1) 1/1 100.00%		
Total ... 2,371 100.00%			Under Votes: 1506		
<hr/> Local BOE Berlin Boro UNEX (5) 5/5 100.00%			Over Votes: 0		
Under Votes: 1508			NON - Maria C. LITTLES	313	48.08%
Over Votes: 0					

CAM_20161108_E

November 8, 2016

Summary Report

Camden County

Official Results

Local BOE- Chesilhurst Boro (cont'd...) (1)	1/1 100.00%	Local BOE-Gloucester City (cont'd...) (8)	8/8 100.00%
NON - Pearl L. SAYLOR	299 45.93%	Write-In	35 0.48%
Write-In	30 4.61%		
NON - Herbert Littles	9 1.38%	Total ...	7,343 100.00%
Total ...	651 100.00%	Black Horse Pike Regional Member BOE (40)	40/40 100.00%
Local BOE- Clementon Boro (3)	3/3 100.00%	Under Votes: 12617	
Under Votes: 2933		Over Votes: 47	
Over Votes: 15		NON - Kevin A. MC ELROY	11,225 64.82%
NON - Danielle AUBRY	656 21.73%	NON - Charles W. PILDIS, II	6,030 34.82%
NON - Amanda MC COURT	622 20.60%	Write-In	63 0.36%
NON - William WEYLAND	424 14.04%	Total ...	17,318 100.00%
NON - John J. ROMER	258 8.55%	Local BOE- Gloucester Township (40)	40/40 100.00%
NON - Thomas M. SHAW	511 16.93%	Under Votes: 43776	
NON - Kathleen RAPPOLD	460 15.24%	Over Votes: 150	
Write-In	88 2.91%	NON - Tracey LYNCH	5,897 12.81%
Total ...	3,019 100.00%	NON - Joseph ANGELONI	5,174 11.24%
Local BOE- Collingswood Boro (12)	12/12 100.00%	NON - Martha C. CANAS	2,529 5.50%
Under Votes: 8676		NON - Regina CARISTO	2,822 6.13%
Over Votes: 39		NON - Terri FRETZ	4,136 8.99%
NON - Stephen T. RYDZEWSKI	2,016 14.56%	NON - Linda K. GILCH	3,693 8.02%
NON - Jason WAUGH	2,572 18.58%	NON - Barbara LAMAINA	2,716 5.90%
NON - David N. ROUTZAHN, JR.	1,942 14.03%	NON - George V. HILL, III	2,750 5.98%
NON - Raymond BECKER, JR.	2,741 19.80%	NON - Jennifer O'DONNELL	5,280 11.47%
NON - Timothy S. FARROW	2,086 15.07%	NON - Brian REAGAN	2,896 6.29%
NON - Clinton CONNOR	2,419 17.48%	NON - Donna GUALTIERI	2,206 4.79%
Write-In	66 0.48%	NON - Ellen F. REESE	3,807 8.27%
Total ...	13,842 100.00%	NON - William M. BROADBENT	1,942 4.22%
Local BOE- Gibbsboro Boro (2)	2/2 100.00%	Write-In	172 0.37%
Under Votes: 2236		Total ...	46,020 100.00%
Over Votes: 0		Local BOE-Haddonfield Boro UNEX (10)	10/10 100.00%
NON - Kristi WHYTE	653 41.41%	Under Votes: 2268	
NON - Joyce A. MILLER	687 43.56%	Over Votes: 0	
Write-In	50 3.17%	NON - Maureen EYLES	4,982 99.40%
NON - Evan Polin	54 3.42%	Write-In	30 0.60%
NON - Michael C. MacFerren	133 8.43%	Total ...	5,012 100.00%
Total ...	1,577 100.00%	Local BOE- Haddonfield Boro (10)	10/10 100.00%
Local BOE-Gloucester City (8)	8/8 100.00%	Under Votes: 7897	
Under Votes: 4984		Over Votes: 0	
Over Votes: 42		NON - Matt RITTER	4,553 32.65%
NON - Shawn SPOTTS	1,259 17.15%	NON - Mary E. FAGAN	4,696 33.68%
NON - Edward C. HUBBS	1,614 21.98%	NON - David C. SIEDELL	4,633 33.23%
NON - Leon D. HARRIS, JR.	1,888 25.71%	Write-In	61 0.44%
NON - Robert 'Bob' BENNETT, SR.	1,153 15.70%	Total ...	13,943 100.00%
NON - Derek TIMM	371 5.05%		
NON - W. Bruce MARKS, SR.	1,023 13.93%		

CAM_20161108_E

November 8, 2016

Summary Report

Camden County

Official Results

Local BOE- Haddon Heights Boro (7) 7/7 100.00%

Under Votes: 5390
Over Votes: 57

NON - Lisa LONG 1,994 24.60%
NON - Jane SHISSLER 2,148 26.50%
NON - Michael CICALEASE 2,037 25.13%
NON - Cara BLAIR 1,875 23.13%
Write-In 53 0.65%
Total ... 8,107 100.00%

Local BOE- Haddon Township (15) 15/15 100.00%

Under Votes: 8889
Over Votes: 30

NON - Mark CAVALLO 3,012 17.84%
NON - Walter A. EIFE 4,978 29.49%
NON - Craig RONCACE 2,096 12.42%
NON - Marie E. DEZII 4,046 23.97%
NON - Bonnie RICHARDS 2,680 15.88%
Write-In 69 0.41%
Total ... 16,881 100.00%

Local BOE-Hi-Nella Boro UNEX 1Yr (1) 1/1 100.00%

Under Votes: 383
Over Votes: 0

Write-In 3 60.00%
NON - Edward C. Muska 2 40.00%
Total ... 5 100.00%

Local BOE-Hi-Nella Boro UNEX 2YR (1) 1/1 100.00%

Under Votes: 384
Over Votes: 0

Write-In 2 50.00%
NON - Robert Cunningham 2 50.00%
Total ... 4 100.00%

Local BOE-Hi Nella Boro (1) 1/1 100.00%

Under Votes: 440
Over Votes: 0

NON - Kathy SCHAEFFER 185 55.06%
NON - Robert WOLICK 148 44.05%
Write-In 3 0.89%
Total ... 336 100.00%

Local BOE- Laurel Springs Boro (2) 2/2 100.00%

Under Votes: 1207
Over Votes: 0

NON - Monica KORN 579 33.07%
NON - Elizabeth HOBBS 564 32.21%
NON - Leah STRAUB 568 32.44%

Local BOE- Laurel Springs Boro (cont'd) (2) 2/2 100.00%

Write-In 40 2.28%

Total ... 1,751 100.00%

Local BOE-Lawnside UNEX (2) 2/2 100.00%

Under Votes: 1501
Over Votes: 0

Write-In 28 71.79%
NON - Shamyran Thomas 11 28.21%

Total ... 39 100.00%

Local BOE- Lawnside Boro (2) 2/2 100.00%

Under Votes: 2665
Over Votes: 3

NON - Donza J. WORLDS 642 32.89%
NON - Amy KEARNEY 622 31.86%
NON - Donica N. VENABLE 653 33.45%
Write-In 35 1.79%

Total ... 1,952 100.00%

Local BOE- Lindenwold Boro (9) 9/9 100.00%

Under Votes: 12841
Over Votes: 3

NON - Cathy MONCRIEF 2,735 50.97%
NON - Kevin MC GAHEY 2,400 44.73%
Write-In 177 3.30%
NON - Courtney Richardson 39 0.73%
NON - Mark Wilson 15 0.28%

Total ... 5,366 100.00%

Sterling Regional BOE- Magnolia Boro UI (4) 4/4 100.00%

Under Votes: 825
Over Votes: 0

NON - Bobbie CONDELL 1,170 98.57%
Write-In 17 1.43%

Total ... 1,187 100.00%

Local BOE-Magnolia Boro (4) 4/4 100.00%

Under Votes: 2801
Over Votes: 3

NON - Edward L. HOBAN 1,061 32.83%
NON - Jennifer L. GRAY 1,120 34.65%
NON - Rebecca A. LANG STAFFIERI 1,034 31.99%
Write-In 17 0.53%

Total ... 3,232 100.00%

Local BOE-Merchantville UNEX (3) 3/3 100.00%

Under Votes: 769
Over Votes: 0

NON - Lee Robert K. PLENN 1,087 98.55%

CAM_20161108_E

November 8, 2016

Summary Report

Camden County

Official Results

Local BOE-Merchantville UNEX (cont'd..) (3) 3/3 100.00%
 Write-In 16 1.45%
Total ... 1,103 100.00%

Local BOE- Merchantville Boro (3) 3/3 100.00%
 Under Votes: 2437
 Over Votes: 27
NON - Jennifer PERNO 956 30.33%
 NON - Anjali DESAI 722 22.91%
NON - Albert VITIELLO 725 23.00%
NON - Gina ADAMS 737 23.38%
 Write-In 12 0.38%
Total ... 3,152 100.00%

Local BOE- Mt Ephraim Boro (4) 4/4 100.00%
 Under Votes: 3152
 Over Votes: 0
NON - Carl J. INGRAM 1,168 32.74%
NON - Patricia A. BLAYLOCK 1,212 33.97%
NON - Michael MARRONE 1,151 32.26%
 Write-In 37 1.04%
Total ... 3,568 100.00%

Local BOE- Oaklyn Boro (4) 4/4 100.00%
 Under Votes: 2764
 Over Votes: 0
NON - William T. STAUTS 1,107 32.01%
NON - Christine REILY 1,151 33.29%
NON - Todd SCHAEFER 1,158 33.49%
 Write-In 42 1.21%
Total ... 3,458 100.00%

Local BOE- Pennsauken Township (24) 24/24 100.00%
 Under Votes: 24994
 Over Votes: 151
NON - Nick PERRY 4,316 20.78%
NON - Jennifer SLATTERY 4,400 21.19%
NON - Joann YOUNG 4,136 19.92%
 NON - Cheryl LINK 2,841 13.68%
 NON - Mark TROST 2,259 10.88%
 NON - Michael STARGELL 2,583 12.44%
 Write-In 232 1.12%
Total ... 20,767 100.00%

Local BOE- Pine Hill Boro (6) 6/6 100.00%
 Under Votes: 10276
 Over Votes: 0
NON - Les GALLAGHER 2,249 92.82%
 Write-In 124 5.12%
 NON - James Wakeley 21 0.87%

Local BOE- Pine Hill Boro (cont'd...) (6) 6/6 100.00%
 NON - Lois Parker 21 0.87%
 NON - Angela Nolan Cooper 8 0.33%
Total ... 2,423 100.00%

Black Horse Pike Regional Member BOE (6) 6/6 100.00%
 Under Votes: 1507
 Over Votes: 0
NON - Patricia WILSON 2,252 98.99%
 Write-In 23 1.01%
Total ... 2,275 100.00%

Local BOE- Runnemede Boro (6) 6/6 100.00%
 Under Votes: 7319
 Over Votes: 0
NON - Maria PANZARELLA 1,947 48.35%
NON - Naomi L. DAVIDSON 1,941 48.20%
 Write-In 108 2.68%
 NON - Amy Farry 31 0.77%
Total ... 4,027 100.00%

Sterling Regional Member BOE Somersd (4) 4/4 100.00%
 Under Votes: 1058
 Over Votes: 1
NON - Kevin M. SMITH 1,435 99.31%
 Write-In 10 0.69%
Total ... 1,445 100.00%

Local BOE- Somerdale Boro (4) 4/4 100.00%
 Under Votes: 3704
 Over Votes: 3
NON - Monique HOWARD 1,304 34.27%
NON - Colm I. FIDGEON 1,216 31.96%
NON - James ANDERSON 1,271 33.40%
 Write-In 14 0.37%
Total ... 3,805 100.00%

Sterling Regional Member BOE Stratford (6) 6/6 100.00%
 Under Votes: 4583
 Over Votes: 0
NON - William 'Bill' HILTNER 1,922 92.01%
 Write-In 101 4.83%
 NON - Dawn Marie Martin 19 0.91%
 NON - Ken Carman 47 2.25%
Total ... 2,089 100.00%

Local BOE- Stratford Boro (6) 6/6 100.00%
 Under Votes: 6404
 Over Votes: 0
NON - Sue BOVE 1,653 45.87%

CAM_20161108_E

November 8, 2016

Summary Report

Camden County

Official Results

Local BOE- Stratford Boro (cont'd...) (6) 6/6 100.00%		Local BOE- Woodlynne Boro (2) 2/2 100.00%	
NON - Nancy SCULLY 1,769 49.08%		Under Votes: 1211	
Write-In 106 2.94%		Over Votes: 0	
NON - Dawn Marie Martin 76 2.11%		NON - Cornelius EELMAN 290 44.41%	
Total ... 3,604 100.00%		NON - Carlos A. POOLE 290 44.41%	
		Write-In 73 11.18%	
		Total ... 653 100.00%	
Eastern Cam Co Regional Member BOE (19) 19/19 100.00%		Public Question #1 (343) 343/343 100.00%	
Under Votes: 14127		Under Votes: 51857	
Over Votes: 6		Over Votes: 71	
NON - Hillary J. GARR 7,861 50.42%		Yes 37,278 20.77%	
NON - Jude J. BROWN 7,643 49.02%		No 142,162 79.23%	
Write-In 87 0.56%		Total ... 179,440 100.00%	
Total ... 15,591 100.00%			
Local BOE- Voorhees (19) 19/19 100.00%		Public Question #2 (343) 343/343 100.00%	
Under Votes: 20913		Under Votes: 52122	
Over Votes: 144		Over Votes: 64	
NON - John SCHMUS 4,156 17.66%		Yes 93,887 52.40%	
NON - Dawn WALLACE 5,206 22.13%		No 85,295 47.60%	
NON - Troy A. BROCCO 3,844 16.34%		Total ... 179,182 100.00%	
NON - Richard HORNER 3,080 13.09%			
NON - Richard WOJDON 2,529 10.75%		Haddonfield Municipal Question (10) 10/10 100.00%	
NON - Dana GALIANO 4,670 19.85%		Under Votes: 1290	
Write-In 44 0.19%		Over Votes: 4	
Total ... 23,529 100.00%		Yes 4,535 75.76%	
Local BOE- Waterford Township (8) 8/8 100.00%		No 1,451 24.24%	
Under Votes: 6224		Total ... 5,986 100.00%	
Over Votes: 33			
NON - Ai PANGIA 1,978 20.71%		Voorhees Special Fire Question (19) 19/19 100.00%	
NON - William A. WILHELM 2,068 21.65%		Under Votes: 3315	
NON - Eva SURIANI 1,725 18.06%		Over Votes: 2	
NON - Ralph CONDO 1,467 15.36%		Yes 8,996 77.92%	
NON - Michael VITARELLI 2,290 23.97%		No 2,549 22.08%	
Write-In 25 0.26%		Total ... 11,545 100.00%	
Total ... 9,553 100.00%			
Local BOE- Winslow Township (22) 22/22 100.00%			
Under Votes: 24970			
Over Votes: 120			
NON - Larry BLAKE 6,681 23.43%			
NON - John M. SHAW, JR. 5,623 19.72%			
NON - Julie A. PETERSON 7,839 27.49%			
NON - Hasson WILCOX 4,237 14.86%			
NON - Caron CHARNEY 4,017 14.09%			
Write-In 117 0.41%			
Total ... 28,514 100.00%			

**COUNTY OF CAMDEN
GENERAL ELECTION
NOVEMBER 8, 2016**

REJECTED MAIL-IN AND PROVISIONAL BALLOTS

MUNICIPALITY	REJECTED MAIL-IN	REJECTED PROVISIONAL	TOTAL REJECTED
AUDUBON BORO	4	22	26
AUDUBON PARK BORO	0	6	6
BARRINGTON BORO	6	26	32
BELLMAWR BORO	13	57	70
BERLIN BORO	7	21	28
BERLIN TWP.	4	30	34
BROOKLAWN BORO	0	11	11
CAMDEN CITY WARD 1	6	177	183
CAMDEN CITY WARD 2	17	200	217
CAMDEN CITY WARD 3	9	172	181
CAMDEN CITY WARD 4	18	275	293
CHERRY HILL TWP.	101	267	368
CHESILHURST BORO	1	3	4
CLEMENTON BORO	3	27	30
COLLINGSWOOD BORO	11	71	82
GIBBSBORO BORO	3	9	12
GLOUCESTER CITY WARD 1	4	11	15
GLOUCESTER CITY WARD 2	2	5	7
GLOUCESTER CITY WARD 3	4	13	17
GLOUCESTER TWP.	49	217	266
HADDON TWP.	14	39	53
HADDONFIELD BORO	17	15	32
HADDON HEIGHTS BORO	3	16	19
HI-NELLA BORO	0	2	2
LAUREL SPRINGS BORO	2	7	9
LAWNSIDE BORO	2	23	25
LINDENWOLD BORO	15	88	103
MAGNOLIA BORO	1	16	17
MERCHANTVILLE BORO	2	18	20
MOUNT EPHRAIM BORO	3	27	30
OAKLYN BORO	2	24	26
PENNSAUKEN TWP.	33	177	210
PINE HILL BORO	14	44	58
PINE VALLEY BORO	0	17	17
RUNNEMEDE BORO	3	0	3
SOMERDALE BORO	1	17	18
STRATFORD BORO	4	27	31
TAVISTOCK BORO	0	0	0
VOORHEES TWP.	33	103	136
WATERFORD TWP.	13	36	49
WINSLOW TWP. WARD 1	8	53	61
WINSLOW TWP. WARD 2	8	62	70
WINSLOW TWP. WARD 3	7	72	79
WINSLOW TWP. WARD 4	13	39	52
WOODLYNNE BORO	4	39	43
FED OVERSEAS - 1ST CONG	0	0	0
FED OVERSEAS - 2ND CONG	0	0	0
Total	464	2,581	3,045

US President

		Registered	Ballots Cast	Turnout (%)	TRUMP/PENCE	CLINTON/KANE	CASTLE/BRADLEY	JOHNSON/WELD	LA RIVA/PURYEAR	DE LA FUENTE/STEINBERG	MOOREHEAD/LILLY	STEINBARAKA	KENNEDY/HART	Write-In
Audubon Boro Dist 1	Total	759	473	62.32	173	273	5	3				9		5
Audubon Boro Dist 2	Total	627	387	61.72	165	193	3	10				8		6
Audubon Boro Dist 3	Total	970	603	62.16	243	332	2	11			1	5		3
Audubon Boro Dist 4	Total	620	427	68.87	182	215	4	12				4		4
Audubon Boro Dist 5	Total	927	557	60.09	196	311	4	19				14	1	7
Audubon Boro Dist 6	Total	1091	663	60.77	253	363	4	15			1	14	1	10
Audubon Boro Dist 7	Total	681	452	66.37	193	236		9	1			4		5
Audubon Boro Dist 8	Total	857	520	60.68	233	258		11			1	8		8
Audubon Boro Mail-In Ballot	Total	0	617	0.00	194	381	4	11		1		7		11
Audubon Boro Provisional	Total	0	79	0.00	33	38		1				4		1
Audubon Boro Emergency Ballots	Total	0	0	0.00										
Audubon Borough	Total	6532	4778	73.15	1865	2600	26	102	1	1	3	77	2	60
Audubon Park Dist 1	Total	773	493	63.78	211	260	1	7			1	5		3
Audubon Park Mail-In Ballot	Total	0	52	0.00	19	31					1			
Audubon Park Provisional	Total	0	7	0.00	4	3								
Audubon Park Emergency Ballots	Total	0	0	0.00										
Audubon Park Borough	Total	773	552	71.41	234	294	1	7			2	5		3
Barrington Dist 1	Total	1187	730	61.50	295	382	5	28			1	7		7
Barrington Dist 2	Total	825	452	54.79	186	237		8				8		8
Barrington Dist 3	Total	1366	600	43.92	237	300	6	28				12		12
Barrington Dist 4	Total	1366	717	52.49	290	386	5	11	2			14		4
Barrington Dist 5	Total	535	311	58.13	121	167	3	7				2		6
Barrington Mail-In Ballot	Total	0	551	0.00	184	334	1	11				4	1	6
Barrington Provisional	Total	0	69	0.00	29	36						1		1
Barrington Emergency Ballots	Total	0	0	0.00										
Barrington Borough	Total	5279	3430	64.97	1342	1842	20	93	2		1	48	1	44
Bellmawr Dist 1	Total	1334	780	58.47	381	365	1	13				8		10
Bellmawr Dist 2	Total	1113	691	62.08	301	357	1	16		2		4	1	2
Bellmawr Dist 3	Total	978	606	61.96	287	287	4	8			2	5	2	9
Bellmawr Dist 4	Total	978	568	58.08	306	234	3	7				8		3
Bellmawr Dist 5	Total	957	494	51.62	215	253	2	12				2		2
Bellmawr Dist 6	Total	1092	635	58.15	279	319	2	14			1	7		8
Bellmawr Dist 7	Total	913	503	55.09	245	240	2	6				3		2
Bellmawr Mail-In Ballot	Total	0	776	0.00	274	453	5	11				4		9
Bellmawr Provisional	Total	0	107	0.00	49	47		1				2		
Bellmawr Emergency Ballots	Total	0	0	0.00										

US President

		Registered	Ballots Cast	Turnout (%)	TRUMP/PENCE	CLINTON/KANE	CASTLE/BRADLEY	JOHNSON/WELD	LA RIVA/PURYEAR	DE LA FUENTE/STEINBERG	MOOREHEAD/LILLY	STEIN/BARAKA	KENNEDY/HART	Write-In
Bellmawr Borough	Total	7365	5160	70.06	2337	2555	20	88		2	3	43	3	45
Berlin Boro Dist 1	Total	870	432	49.66	221	188	1	14				4		1
Berlin Boro Dist 2	Total	1265	745	58.89	393	305	1	16				7	1	11
Berlin Boro Dist 3	Total	1317	737	55.96	349	350	1	15				5		7
Berlin Boro Dist 4	Total	1241	717	57.78	368	302		17	1			14		3
Berlin Boro Dist 5	Total	631	352	55.78	164	164		10			1	3		7
Berlin Boro Mail-In Ballot	Total	0	752	0.00	314	376	6	14				12		11
Berlin Boro Provisional	Total	0	83	0.00	44	30		5						
Berlin Boro Emergency Ballots	Total	0	0	0.00										
Berlin Borough	Total	5324	3818	71.71	1853	1715	9	91	1		1	45	1	40
Berlin Twp Dist 1	Total	1308	715	54.66	295	390	3	12				4	1	4
Berlin Twp Dist 2	Total	618	368	59.55	133	227		6				1		
Berlin Twp Dist 3	Total	615	322	52.36	171	137	1	4	1			2		4
Berlin Twp Dist 4	Total	1177	639	54.29	333	278		12				5		8
Berlin Twp Mail-In Ballot	Total	0	414	0.00	147	239	2	11		1		2		3
Berlin Twp Provisional	Total	0	49	0.00	22	24		2						
Berlin Twp Emergency Ballots	Total	0	0	0.00										
Berlin Twp	Total	3718	2507	67.43	1101	1295	6	47	1	1		14	1	19
Brooklawn Dist 1	Total	1255	721	57.45	275	390	2	25		1		5		12
Brooklawn Mail-In Ballot	Total	0	78	0.00	32	44	1							1
Brooklawn Provisional	Total	0	12	0.00	7	3		1				1		
Brooklawn Emergency Ballots	Total	0	0	0.00										
Brooklawn Borough	Total	1255	811	64.62	314	437	3	26		1		6		13
Camden City W1 D1	Total	611	244	39.93	2	240						1		
Camden City W1 D2	Total	1267	487	38.44	18	451	2					6	1	3
Camden City W1 D3	Total	1003	424	42.27	12	398	2	1				6		4
Camden City W1 D4	Total	856	346	40.42	14	328	1	2						
Camden City W1 D5	Total	1182	420	35.53	22	391		1				3		
Camden City W1 D6	Total	1081	456	42.18	15	433	1					4		1
Camden City W1 D7	Total	838	309	36.87	12	293						3		
Camden City W1 D8	Total	918	477	51.96	4	462	2			1		2		6
Camden City W1 D9	Total	1602	624	38.95	24	582	3	2				6		3
Camden City W1 D10	Total	819	354	43.22	17	326	1	3				4		2
Camden City Ward 1 Mail-In Ballot	Total	0	542	0.00	28	489	1					6		
Camden City Ward 1 Provisional	Total	0	462	0.00	9	422		1				3		3

US President

		Registered	Ballots Cast	Turnout (%)	TRUMP/PENCE	CLINTON/KANE	CASTLE/BRADLEY	JOHNSON/WELD	LA RIVA/PURYEAR	DE LA FUENTE/STEINBERG	MOOREHEAD/LILLY	STEIN/BARAKA	KENNEDY/HART	Write-In
Camden City W1 Emergency Ballots	Total	0	0	0.00										
Camden City W2 D1	Total	677	312	46.09	4	298	2					5		1
Camden City W2 D2	Total	888	376	42.34	8	361					1	3		1
Camden City W2 D3	Total	980	519	52.96	7	502		1				3		1
Camden City W2 D4	Total	769	313	40.70	11	299		1				2		
Camden City W2 D5	Total	822	319	38.81	8	304						3		1
Camden City W2 D6	Total	1443	594	41.16	12	576	1	1				1		
Camden City W2 D7	Total	1055	481	45.59	12	462	2			1		1		
Camden City W2 D8	Total	1536	601	39.13	9	589						1		2
Camden City W2 D9	Total	1382	626	45.30	9	607	1	1				3		2
Camden City W2 D10	Total	820	362	44.15	11	351								
Camden City W2 D11	Total	729	255	34.98	6	245		1			1	2		
Camden City Ward 2 Mail-In Ballot	Total	0	554	0.00	14	485	2	1						5
Camden City Ward 2 Provisional	Total	0	399	0.00	4	367		2				2		
Camden City W2 Emergency Ballots	Total	0	0	0.00										
Camden City W3 D1	Total	1004	384	38.25	17	359	1	1		1		3		1
Camden City W3 D2	Total	1311	609	46.45	36	565		2				2		3
Camden City W3 D3	Total	858	381	44.41	24	349	2	1				1		2
Camden City W3 D4	Total	1040	424	40.77	9	410	1	2						1
Camden City W3 D5	Total	894	342	38.26	11	323	2					3		1
Camden City W3 D6	Total	1126	501	44.49	19	473	1	1				2	1	2
Camden City W3 D7	Total	1128	495	43.88	31	451	2	2				1		2
Camden City W3 D8	Total	1200	502	41.83	33	457	1			1		5		2
Camden City W3 D9	Total	1348	607	45.03	32	569	1	1						3
Camden City Ward 3 Mail-In Ballot	Total	0	497	0.00	36	413	2	3	1			2		5
Camden City Ward 3 Provisional	Total	0	324	0.00	19	287								
Camden City W3 Emergency Ballots	Total	0	0	0.00										
Camden City W4 D1	Total	895	392	43.80	12	372	1	1				2		2
Camden City W4 D2	Total	1004	419	41.73	20	391						5		
Camden City W4 D3	Total	1086	404	37.20	17	382						1		1
Camden City W4 D4	Total	1181	394	33.36	9	383						2		
Camden City W4 D5	Total	910	445	48.90	9	431						2		1
Camden City W4 D6	Total	1191	500	41.98	39	449	1	5		1		1		
Camden City W4 D7	Total	1075	496	46.14	28	452	1	4				3		
Camden City W4 D8	Total	1153	487	42.24	33	446	1	4				1		1
Camden City W4 D9	Total	1143	524	45.84	42	474		3				2		2
Camden City W4 D10	Total	1030	378	36.70	37	313	1	6				12		9
Camden City Ward 4 Mail-In Ballot	Total	0	451	0.00	24	392	1	4	1			4		4
Camden City Ward 4 Provisional	Total	0	277	0.00	9	252		2						1

US President

		Registered	Ballots Cast	Turnout (%)	TRUMP/PENCE	CLINTON/KANE	CASTLE/BRADLEY	JOHNSON/WELD	LA RIVA/PURYEAR	DE LA FUENTE/STEINBERG	MOOREHEAD/LILLY	STEINBARAKA	KENNEDY/HART	Write-In
Camden Ctiy W4 Emergency Ballots	Total	0	0	0.00										
City of Camden	Total	41855	21089	50.39	838	19654	40	60	2	5	2	124	2	78
Cherry Hill Dist 1	Total	1043	615	58.96	216	358		14			1	5		15
Cherry Hill Dist 2	Total	1185	636	53.67	206	400	4	8				10		4
Cherry Hill Dist 3	Total	1506	787	52.26	295	461	2	14				3		9
Cherry Hill Dist 4	Total	1248	641	51.36	244	364	1	15				6		6
Cherry Hill Dist 5	Total	1175	664	56.51	205	419	5	21				4		8
Cherry Hill Dist 6	Total	921	510	55.37	217	267		7				4		11
Cherry Hill Dist 7	Total	968	604	62.40	191	376	1	15				4		11
Cherry Hill Dist 8	Total	1164	535	45.96	138	368	3	5	1			11		8
Cherry Hill Dist 9	Total	1380	592	42.90	192	367	1	15				7		8
Cherry Hill Dist 10	Total	1380	737	53.41	276	412	1	17				8		14
Cherry Hill Dist 11	Total	1234	726	58.83	273	410	4	18		1		10		8
Cherry Hill Dist 12	Total	1241	654	52.70	235	388	1	8		1		6		10
Cherry Hill Dist 13	Total	1023	581	56.79	239	304	2	15				1		12
Cherry Hill Dist 14	Total	845	531	62.84	199	302		16				2		7
Cherry Hill Dist 15	Total	1277	644	50.43	194	415	1	14				2	1	13
Cherry Hill Dist 16	Total	794	398	50.13	126	259		2		1		2		2
Cherry Hill Dist 17	Total	1235	696	56.36	226	442		12	1			4	1	6
Cherry Hill Dist 18	Total	871	432	49.60	152	254	1	15				4		4
Cherry Hill Dist 19	Total	960	524	54.58	170	328	2	11				6		5
Cherry Hill Dist 20	Total	1291	745	57.71	284	411	3	21			1	6		10
Cherry Hill Dist 21	Total	1428	699	48.95	252	403	3	17			1	15		5
Cherry Hill Dist 22	Total	1074	626	58.29	230	339		25		2		9		14
Cherry Hill Dist 23	Total	1350	677	50.15	218	434		8		1		3		7
Cherry Hill Dist 24	Total	1185	628	53.00	214	374	3	19				5	1	9
Cherry Hill Dist 25	Total	1037	558	53.81	190	341	1	8				6		8
Cherry Hill Dist 26	Total	1443	779	53.98	275	448	4	19		1		4		17
Cherry Hill Dist 27	Total	1082	550	50.83	180	338		12		1		4		12
Cherry Hill Dist 28	Total	1316	654	49.70	187	442		10				9		1
Cherry Hill Dist 29	Total	1391	806	57.94	299	463		21			1	9		7
Cherry Hill Dist 30	Total	720	371	51.53	76	278		10				1		5
Cherry Hill Dist 31	Total	1318	670	50.83	192	450		11				8	1	3
Cherry Hill Dist 32	Total	737	339	46.00	102	214	2	8				8		1
Cherry Hill Dist 33	Total	1259	742	58.94	257	440		20	1			6		8
Cherry Hill Dist 34	Total	1302	711	54.61	242	428		14				5		11
Cherry Hill Dist 35	Total	1272	732	57.55	261	413	1	19	1			8		18
Cherry Hill Dist 36	Total	1176	541	46.00	167	353		7		1		2		5
Cherry Hill Dist 37	Total	1046	532	50.86	149	353	1	13				3		9
Cherry Hill Dist 38	Total	853	446	52.29	108	320		11						3
Cherry Hill Dist 39	Total	1209	597	49.38	162	410	2	9				3		6
Cherry Hill Dist 40	Total	839	444	52.92	152	279		5				4		2
Cherry Hill Dist 41	Total	920	450	48.91	162	257	1	11				5		11

US President

		Registered	Ballots Cast	Turnout (%)	TRUMP/PENCE	CLINTON/KANE	CASTLE/BRADLEY	JOHNSON/WELD	LA RIVA/PURYEAR	DE LA FUENTE/STEINBERG	MOOREHEAD/LILLY	STEINBARAKA	KENNEDY/HART	Write-In
Cherry Hill Dist 42	Total	718	423	58.91	170	239	1	4		1		1		2
Cherry Hill Dist 43	Total	1031	519	50.34	175	307		17				5		8
Cherry Hill Dist 44	Total	1373	674	49.09	198	448		9		1				12
Cherry Hill Dist 45	Total	1650	842	51.03	252	565	1	10			1	6		2
Cherry Hill Dist 46	Total	1102	485	44.01	190	262	2	12				7		5
Cherry Hill Dist 47	Total	980	507	51.73	124	365	1	10				1		3
Cherry Hill Dist 48	Total	594	276	46.46	70	193	1	3				5		2
Cherry Hill Mail-In Ballot	Total	0	8638	0.00	2299	5795	18	166	1	5	1	55	2	152
Cherry Hill Provisional	Total	0	762	0.00	265	429	3	13			1	6		7
Cherry Hill Emergency Ballots	Total	0	0	0.00										
Cherry Hill Twp	Total	54146	37930	70.05	12096	23685	77	784	5	16	7	308	6	526
Chesilhurst Dist 1	Total	1120	575	51.34	143	414	3	2				6		4
Chesilhurst Mail-In Ballot	Total	0	132	0.00	44	83						1		
Chesilhurst Provisional	Total	0	12	0.00	4	8								
Chesilhurst Emergency Ballots	Total	0	0	0.00										
Chesilhurst Borough	Total	1120	719	64.20	191	505	3	2				7		4
Clementon Dist 1	Total	965	491	50.88	194	269	3	10		1	1	8		4
Clementon Dist 2	Total	973	503	51.70	191	277	3	14				8	1	7
Clementon Dist 3	Total	1205	637	52.86	209	395	1	13		1		8		7
Clementon Mail-In Ballot	Total	0	284	0.00	95	169	2	2				1		8
Clementon Provisional	Total	0	74	0.00	23	45		1				2		
Clementon Emergency Ballots	Total	0	0	0.00										
Clementon Borough	Total	3143	1989	63.28	712	1155	9	40		2	1	27	1	26
Collingswood Dist 1	Total	769	491	63.85	125	332	2	13				8	1	6
Collingswood Dist 2	Total	1024	644	62.89	129	465	2	20		1		9	1	9
Collingswood Dist 3	Total	577	330	57.19	77	219	1	9				19		5
Collingswood Dist 4	Total	882	532	60.32	134	356		17				9		11
Collingswood Dist 5	Total	1004	465	46.31	60	380		4	1		1	13		3
Collingswood Dist 6	Total	719	466	64.81	141	286	1	19	1			6	1	7
Collingswood Dist 7	Total	985	619	62.84	156	430		17		1		2	1	9
Collingswood Dist 8	Total	874	483	55.26	114	344	1	9				7		5
Collingswood Dist 9	Total	1319	714	54.13	162	510	1	11	1			18	2	6
Collingswood Dist 10	Total	844	517	61.26	161	324	2	15				10		3
Collingswood Dist 11	Total	902	522	57.87	140	350	1	15	1			5		10
Collingswood Dist 12	Total	636	416	65.41	94	298	1	11			1	5		4
Collingswood Mail-In Ballot	Total	0	1135	0.00	206	840	1	32		1		19		21
Collingswood Provisional	Total	0	185	0.00	53	121	1	1	1			4		1

US President

		Registered	Ballots Cast	Turnout (%)	TRUMP/PENCE	CLINTON/KANE	CASTLE/BRADLEY	JOHNSON/WELD	LA RIVA/PURYEAR	DE LA FUENTE/STEINBERG	MOOREHEAD/LILLY	STEINBARAKA	KENNEDY/HART	Write-In
Collingswood Emergency Ballots	Total	0	0	0.00										
Collingswood Borough	Total	10535	7519	71.37	1752	5255	14	193	5	3	2	134	6	100
Gibbsboro Dist 1	Total	961	562	58.48	265	257	2	23				2		7
Gibbsboro Dist 2	Total	791	473	59.80	222	221	2	12				8		1
Gibbsboro Mail-In Ballot	Total	0	219	0.00	79	122	2	4				3		6
Gibbsboro Provisional	Total	0	17	0.00	6	11								
Gibbsboro Emergency Ballots	Total	0	0	0.00										
Gibbsboro Borough	Total	1752	1271	72.55	572	611	6	39				13		14
Gloucester City W1 D1	Total	815	379	46.50	157	203		6		1	1	7		3
Gloucester City W1 D2	Total	703	372	52.92	165	183	3	5				5		6
Gloucester City W1 D3	Total	652	392	60.12	218	154		6		1		5		6
Gloucester City Ward 1 Mail-In Ballot	Total	0	167	0.00	60	93		6						4
Gloucester City Ward 1 Provisional	Total	0	24	0.00	13	11								
Gloucester City W1 Emergency Ballots	Total	0	0	0.00										
Gloucester City W2 D1	Total	703	351	49.93	129	199	1	9			1	5		5
Gloucester City W2 D2	Total	826	463	56.05	218	217	3	11		1		1		6
Gloucester City W2 D3	Total	909	530	58.31	237	261	1	10			1	4		8
Gloucester City Ward 2 Mail-In Ballot	Total	0	239	0.00	61	163	1	2				1		4
Gloucester City Ward 2 Provisional	Total	0	29	0.00	9	18								
Gloucester City W2 Emergency Ballots	Total	0	0	0.00										
Gloucester City W3 D1	Total	976	456	46.72	196	239	4	10				2		3
Gloucester City W3 D2	Total	1043	512	49.09	240	254		2				5		8
Gloucester City Ward 3 Mail-In Ballot	Total	0	185	0.00	70	98	2	2						8
Gloucester City Ward 3 Provisional	Total	0	24	0.00	16	7		1						
Gloucester City W3 Emergency Ballots	Total	0	0	0.00										
City of Gloucester	Total	6627	4123	62.22	1789	2100	15	70		3	3	35		61
Gloucester Twp Dist 1	Total	644	378	58.70	209	151		13				2		2
Gloucester Twp Dist 2	Total	703	435	61.88	207	200	1	14				2		8
Gloucester Twp Dist 3	Total	833	436	52.34	220	190	1	12				3		5
Gloucester Twp Dist 4	Total	1062	654	61.58	316	306	2	16				4		6
Gloucester Twp Dist 5	Total	1257	635	50.52	269	335	2	12			2	7		3

US President

		Registered	Ballots Cast	Turnout (%)	TRUMP/PENCE	CLINTON/KANE	CASTLE/BRADLEY	JOHNSON/WELD	LA RIVA/PURYEAR	DE LA FUENTE/STEINBERG	MOOREHEAD/LILLY	STEINBARAKA	KENNEDY/HART	Write-In
Gloucester Twp Dist 6	Total	1408	610	43.32	254	316	3	22				6		7
Gloucester Twp Dist 7	Total	1097	644	58.71	340	272	2	16		1		6		3
Gloucester Twp Dist 8	Total	1117	567	50.76	146	402	2	10				3		2
Gloucester Twp Dist 9	Total	1257	722	57.44	332	356	1	19		1		5		3
Gloucester Twp Dist 10	Total	905	496	54.81	272	204	2	6				4	1	3
Gloucester Twp Dist 11	Total	1035	572	55.27	277	262	2	12				8		5
Gloucester Twp Dist 12	Total	1171	663	56.62	322	319		6				5		8
Gloucester Twp Dist 13	Total	1514	741	48.94	285	410	1	22				7		14
Gloucester Twp Dist 14	Total	1143	590	51.62	138	424	2	11	1		1	6		6
Gloucester Twp Dist 15	Total	1257	751	59.75	382	335		11				7		12
Gloucester Twp Dist 16	Total	1160	656	56.55	322	304	3	12				4		7
Gloucester Twp Dist 17	Total	2162	1012	46.81	284	678	4	19				12	1	8
Gloucester Twp Dist 18	Total	1416	802	56.64	231	544	5	7				5	1	6
Gloucester Twp Dist 19	Total	1335	805	60.30	328	438	3	23		1		3		5
Gloucester Twp Dist 20	Total	1182	638	53.98	261	355	1	11				2		4
Gloucester Twp Dist 21	Total	720	370	51.39	197	160	1	5						4
Gloucester Twp Dist 22	Total	886	464	52.37	202	233	1	14				5		5
Gloucester Twp Dist 23	Total	1215	673	55.39	132	506	2	11		1		8		11
Gloucester Twp Dist 24	Total	1199	663	55.30	310	328	2	9				4		5
Gloucester Twp Dist 25	Total	1183	667	56.38	330	302	1	11				7		6
Gloucester Twp Dist 26	Total	907	550	60.64	260	261	2	11				6		6
Gloucester Twp Dist 27	Total	990	532	53.74	234	266	1	12	1	1	1	8	1	5
Gloucester Twp Dist 28	Total	1302	578	44.39	171	388	2	4	1			4		6
Gloucester Twp Dist 29	Total	1302	797	61.21	352	407	4	11				7		6
Gloucester Twp Dist 30	Total	1354	752	55.54	343	383	5	7				6		6
Gloucester Twp Dist 31	Total	888	456	51.35	178	257	2	7				4		8
Gloucester Twp Dist 32	Total	1229	660	53.70	262	364	3	11				9		7
Gloucester Twp Dist 33	Total	1277	702	54.97	179	505	4	6		1		5		1
Gloucester Twp Dist 34	Total	866	443	51.15	145	280	4	7				2		1
Gloucester Twp Dist 35	Total	1373	817	59.50	280	511	2	9		1	1	3		4
Gloucester Twp Dist 36	Total	954	551	57.76	191	332	5	6		1		3		9
Gloucester Twp Dist 37	Total	522	263	50.38	28	224	1	5			1			3
Gloucester Twp Dist 38	Total	570	333	58.42	98	223		4				4		3
Gloucester Twp Dist 39	Total	566	300	53.00	151	145	1	3						
Gloucester Twp Dist 40	Total	1116	544	48.75	226	289		10				13		2
Gloucester Twp Mail-In Ballot	Total	0	5429	0.00	1943	3165	15	108			4	32	1	56
Gloucester Twp Provisional	Total	0	631	0.00	236	343	2	17	1		1	5		2
Gloucester Twp Emergency Ballots	Total	0	0	0.00										
Gloucester Twp	Total	44077	29982	68.02	11843	16673	97	562	4	8	11	236	5	273
Haddon Heights Dist 1	Total	764	492	64.40	163	283	6	21				4		8
Haddon Heights Dist 2	Total	644	385	59.78	119	236	2	10				7	1	10
Haddon Heights Dist 3	Total	1068	671	62.83	250	358	5	22			1	13		11
Haddon Heights Dist 4	Total	627	354	56.46	148	178	1	18				3		3

US President

		Registered	Ballots Cast	Turnout (%)	TRUMP/PENCE	CLINTON/KANE	CASTLE/BRADLEY	JOHNSON/WELD	LA RIVA/PURYEAR	DE LA FUENTE/STEINBERG	MOOREHEAD/LILLY	STEINBARAKA	KENNEDY/HART	Write-In
Haddon Heights Dist 5	Total	907	581	64.06	198	346	3	13				5		8
Haddon Heights Dist 6	Total	920	560	60.87	219	309	4	11	1		1	4		4
Haddon Heights Dist 7	Total	936	596	63.68	253	303	6	17				4		6
Haddon Heights Mail-In Ballot	Total	0	822	0.00	236	523	4	23		1		4		19
Haddon Heights Provisional	Total	0	57	0.00	24	27						2		1
Haddon Heights Emergency Ballots	Total	0	0	0.00										
Haddon Heights Borough	Total	5866	4518	77.02	1610	2563	31	135	1	1	2	46	1	70
Haddon Twp Dist 1	Total	701	458	65.34	162	268	1	16				2		3
Haddon Twp Dist 2	Total	719	421	58.55	120	268	2	9				10		5
Haddon Twp Dist 3	Total	1083	712	65.74	255	405	2	23				10		12
Haddon Twp Dist 4	Total	691	442	63.97	146	269	2	8				10		4
Haddon Twp Dist 5	Total	490	319	65.10	103	198		9				8		1
Haddon Twp Dist 6	Total	675	412	61.04	187	198		17				7		1
Haddon Twp Dist 7	Total	640	424	66.25	121	282	1	10	1			1	1	5
Haddon Twp Dist 8	Total	923	527	57.10	153	328	4	23		1	1	10		3
Haddon Twp Dist 9	Total	603	351	58.21	130	201	2	8				4		3
Haddon Twp Dist 10	Total	680	399	58.68	143	223		19	1			1		5
Haddon Twp Dist 11	Total	898	565	62.92	160	367	1	20				4		6
Haddon Twp Dist 12	Total	1334	875	65.59	324	496	1	22				7		11
Haddon Twp Dist 13	Total	661	400	60.51	167	200	1	12				8		8
Haddon Twp Dist 14	Total	695	410	58.99	153	236		9				7		2
Haddon Twp Dist 15	Total	681	397	58.30	126	244	1	10				3		9
Haddon Twp Mail-In Ballot	Total	0	1358	0.00	389	887	3	29				10		20
Haddon Twp Provisional	Total	0	130	0.00	40	78	1	4						1
Haddon Twp Emergency Ballots	Total	0	0	0.00										
Haddon Twp	Total	11474	8600	74.95	2879	5148	22	248	2	1	1	102	1	99
Haddonfield Dist 1	Total	1191	588	49.37	170	354	3	20				9		17
Haddonfield Dist 2	Total	1335	668	50.04	213	407	1	20				5	1	16
Haddonfield Dist 3	Total	928	504	54.31	135	336		12				8		11
Haddonfield Dist 4	Total	778	393	50.51	169	195		12						8
Haddonfield Dist 5	Total	677	317	46.82	146	153		9	1			1		6
Haddonfield Dist 6	Total	975	544	55.79	198	315		15						11
Haddonfield Dist 7	Total	956	511	53.45	143	342		13				2		7
Haddonfield Dist 8	Total	1032	599	58.04	158	400	5	14				3		10
Haddonfield Dist 9	Total	1103	661	59.93	188	435	3	13				4	1	9
Haddonfield Dist 10	Total	803	436	54.30	152	255		12				6		8
Haddonfield Mail-In Ballot	Total	0	1930	0.00	510	1304		54				12		30
Haddonfield Provisional	Total	0	129	0.00	40	78	2	3						2
Haddonfield Emergency Ballots	Total	0	0	0.00										

US President

		Registered	Ballots Cast	Turnout (%)	TRUMP/PENCE	CLINTON/KANE	CASTLE/BRADLEY	JOHNSON/WELD	LA RIVA/PURYEAR	DE LA FUENTE/STEINBERG	MOOREHEAD/LILLY	STEINBARAKA	KENNEDY/HART	Write-In
Haddonfield Borough	Total	9778	7280	74.45	2222	4574	14	197	1			50	2	135
Hi-Nella Dist 1	Total	587	332	56.56	120	189	2	10				5		2
Hi Nella Mail-In Ballot	Total	0	50	0.00	13	31		2				3		
Hi Nella Provisional	Total	0	6	0.00		4						1		
Hi Nella Emergency Ballots	Total	0	0	0.00										
Hi-Nella Borough	Total	587	388	66.10	133	224	2	12				9		2
Laurel Springs Dist 1	Total	621	368	59.26	163	177	1	13			1	6		7
Laurel Springs Dist 2	Total	758	451	59.50	195	229	3	10				4		4
Laurel Springs Mail-In Ballot	Total	0	148	0.00	43	93		4				3		2
Laurel Springs Provisional	Total	0	19	0.00	6	10		1						1
Laurel Springs Emergency Ballots	Total	0	0	0.00										
Laurel Springs Borough	Total	1379	986	71.50	407	509	4	28			1	13		14
Lawnside Dist 1	Total	1112	639	57.46	10	620		1				1		
Lawnside Dist 2	Total	1165	671	57.60	18	635	2	2		1		6		4
Lawnside Mail-In Ballot	Total	0	208	0.00	8	196		1						
Lawnside Provisional	Total	0	22	0.00	2	20								
Lawnside Emergency Ballots	Total	0	0	0.00										
Lawnside Borough	Total	2277	1540	67.63	38	1471	2	4		1		7		4
Lindenwold Dist 1	Total	1317	670	50.87	231	403	2	10	1			7		10
Lindenwold Dist 2	Total	1139	569	49.96	187	341	7	13				9		9
Lindenwold Dist 3	Total	927	489	52.75	124	332	1	12				10		5
Lindenwold Dist 4	Total	1434	735	51.26	164	538	3	11		1		12		4
Lindenwold Dist 5	Total	1326	562	42.38	80	461	1	5			1	4		6
Lindenwold Dist 6	Total	1243	610	49.07	83	509	4	4		1		5		1
Lindenwold Dist 7	Total	814	301	36.98	20	271		1				1		2
Lindenwold Dist 8	Total	1380	644	46.67	105	509	2	8				11		8
Lindenwold Dist 9	Total	631	339	53.72	82	246		2				1		5
Lindenwold Mail-In Ballot	Total	0	969	0.00	241	667	9	13			1	8		5
Lindenwold Provisional	Total	0	182	0.00	33	139	1	2				2		
Lindenwold Emergency Ballots	Total	0	0	0.00										
Lindenwold Borough	Total	10211	6070	59.45	1350	4416	30	81	1	2	2	70		55
Magnolia Dist 1	Total	799	455	56.95	131	307	1	4		1	1	4		4

US President

		Registered	Ballots Cast	Turnout (%)	TRUMP/PENCE	CLINTON/KAINE	CASTLE/BRADLEY	JOHNSON/WELD	LA RIVA/PURYEAR	DE LA FUENTE/STEINBERG	MOOREHEAD/LILLY	STEINBARAKA	KENNEDY/HART	Write-In
Magnolia Dist 2	Total	617	373	60.45	127	220	3	14				3	1	
Magnolia Dist 3	Total	771	417	54.09	159	228	1	14				6		3
Magnolia Dist 4	Total	771	460	59.66	170	275	1	5				2		4
Magnolia Mail-In Ballot	Total	0	262	0.00	92	152	2	4		1		1		4
Magnolia Provisional	Total	0	45	0.00	19	23								1
Magnolia Emergency Ballots	Total	0	0	0.00										
Magnolia Borough	Total	2958	2012	68.02	698	1205	8	41		2	1	16	1	16
Merchantville Dist 1	Total	1168	670	57.36	210	408	3	14		1	1	10		15
Merchantville Dist 2	Total	738	453	61.38	141	286		12		1		5		6
Merchantville Dist 3	Total	800	425	53.13	115	285	1	8				6		8
Merchantville Mail-In Ballot	Total	0	284	0.00	61	202	1	7				3		6
Merchantville Provisional	Total	0	40	0.00	7	25	1							3
Merchantville Emergency Ballots	Total	0	0	0.00										
Merchantville Borough	Total	2706	1872	69.18	534	1206	6	41		2	1	24		38
Mt Ephraim Dist 1	Total	743	463	62.31	181	249	1	16				7		5
Mt Ephraim Dist 2	Total	860	546	63.49	247	270	2	15		1		7		3
Mt Ephraim Dist 3	Total	841	472	56.12	231	218	2	9				2		7
Mt Ephraim Dist 4	Total	816	432	52.94	185	223	3	9			1	3		4
Mt. Ephraim Mail-In Ballot	Total	0	306	0.00	113	161	1	8		1		3		5
Mt. Ephraim Provisional	Total	0	21	0.00	9	10								
Mt. Ephraim Emergency Ballots	Total	0	0	0.00										
Mt. Ephraim Borough	Total	3260	2240	68.71	966	1131	9	57		1	1	22		24
Oaklyn Dist 1	Total	667	403	60.42	132	244	1	13				9		2
Oaklyn Dist 2	Total	832	456	54.81	141	289	1	9			1	8		3
Oaklyn Dist 3	Total	749	442	59.01	192	223	3	11				5		5
Oaklyn Dist 4	Total	707	459	64.92	174	255	4	11			1	2		9
Oaklyn Mail-In Ballot	Total	0	270	0.00	84	174	1	5				1		3
Oaklyn Provisional	Total	0	44	0.00	10	30		2						
Oaklyn Emergency Ballots	Total	0	0	0.00										
Oaklyn Borough	Total	2955	2074	70.19	733	1215	10	51			2	25		22
Pennsauken Dist 1	Total	1062	558	52.54	81	467	3	2		1		2		1
Pennsauken Dist 2	Total	1529	872	57.03	68	787	1	4		1	1	3		5
Pennsauken Dist 3	Total	1033	579	56.05	195	364	4	2		1		1		11
Pennsauken Dist 4	Total	1383	719	51.99	102	593	2	3				7		8
Pennsauken Dist 5	Total	768	467	60.81	138	299	3	12				5		8

US President

		Registered	Ballots Cast	Turnout (%)	TRUMP/PENCE	CLINTON/KAINE	CASTLE/BRADLEY	JOHNSON/WELD	LA RIVA/PURYEAR	DE LA FUENTE/STEINBERG	MOOREHEAD/LILLY	STEINBARAKA	KENNEDY/HART	Write-In
Pennsauken Dist 6	Total	1061	618	58.25	226	361	3	14				7		2
Pennsauken Dist 7	Total	1319	735	55.72	137	567	1	5	2	1		9		6
Pennsauken Dist 8	Total	886	517	58.35	120	371	3	6				4		11
Pennsauken Dist 9	Total	948	429	45.25	93	317		8	1			6		
Pennsauken Dist 10	Total	881	516	58.57	130	363		7		1		9	1	2
Pennsauken Dist 11	Total	963	563	58.46	176	355		7				8		8
Pennsauken Dist 12	Total	818	472	57.70	73	384	4	4			2	1		2
Pennsauken Dist 13	Total	958	551	57.52	172	346	4	14				6		6
Pennsauken Dist 14	Total	1035	611	59.03	92	499	3	4				4		4
Pennsauken Dist 15	Total	1185	621	52.41	83	522	2	5		1	1	2		2
Pennsauken Dist 16	Total	777	403	51.87	32	364		1						1
Pennsauken Dist 17	Total	1240	639	51.53	145	473	3	8	1	1		2		4
Pennsauken Dist 18	Total	1297	776	59.83	253	485	2	13			1	6		8
Pennsauken Dist 19	Total	615	329	53.50	75	238	1	6					1	6
Pennsauken Dist 20	Total	831	458	55.11	20	431		1				4		1
Pennsauken Dist 21	Total	717	391	54.53	93	289	2	3				2		
Pennsauken Dist 22	Total	812	453	55.79	111	313		7		1		7		7
Pennsauken Dist 23	Total	793	440	55.49	121	294	1	11				3		7
Pennsauken Dist 24	Total	611	311	50.90	15	292		3						
Pennsauken Mail-In Ballot	Total	0	1972	0.00	453	1387	7	27	1	1	2	9		19
Pennsauken Provisional	Total	0	304	0.00	46	229	3	5				2	1	1
Pennsauken Emergency Ballots	Total	0	0	0.00										
Pennsauken Twp	Total	23522	15304	65.06	3250	11390	52	182	7	9	7	109	3	130
Pine Hill Dist 1	Total	935	558	59.68	141	398		8				4		7
Pine Hill Dist 2	Total	1152	634	55.03	278	323	5	17			1	4		4
Pine Hill Dist 3	Total	1147	657	57.28	280	344	1	14				7		7
Pine Hill Dist 4	Total	1236	593	47.98	97	463	3	6		1	2	13		6
Pine Hill Dist 5	Total	1215	685	56.38	288	360	7	12		1		6		10
Pine Hill Dist 6	Total	919	415	45.16	84	317	1	7						2
Pine Hill Mail-In Ballot	Total	0	616	0.00	197	375	4	14			1	2	1	10
Pine Hill Provisional	Total	0	75	0.00	12	55		2	1			1		
Pine Hill Emergency Ballots	Total	0	0	0.00										
Pine Hill Borough	Total	6604	4233	64.10	1377	2635	21	80	1	2	4	37	1	46
Pine Valley Dist 1	Total	0	0	0.00										
Pine Valley Mail-In Ballot	Total	0	11	0.00	8	2								
Pine Valley Provisional	Total	0	0	0.00										
Pine Valley Borough	Total	0	11	0.00	8	2								
Runnemede Dist 1	Total	709	370	52.19	165	189		6	1			2		3

US President

		Registered	Ballots Cast	Turnout (%)	TRUMP/PENCE	CLINTON/KAINE	CASTLE/BRADLEY	JOHNSON/WELD	LA RIVA/PURYEAR	DE LA FUENTE/STEINBERG	MOOREHEAD/LILLY	STEINBARAKA	KENNEDY/HART	Write-In
Runnemed Dist 2	Total	992	534	53.83	232	269	1	23		2	1	3		1
Runnemed Dist 3	Total	728	377	51.79	170	184	1	8				5		5
Runnemed Dist 4	Total	879	521	59.27	235	265	3	4	1			5		5
Runnemed Dist 5	Total	1280	650	50.78	271	337	2	17				9		7
Runnemed Dist 6	Total	1089	624	57.30	302	295	1	13		1		1		6
Runnemed Mail-In Ballot	Total	0	648	0.00	252	349	8	9				3		8
Runnemed Provisional	Total	0	58	0.00	22	29		1				2	1	
Runnemed Emergency Ballots	Total	0	0	0.00										
Runnemed Borough	Total	5677	3782	66.62	1649	1917	16	81	2	3	1	30	1	35
Somerdale Dist 1	Total	1377	778	56.50	275	477	2	15				4		3
Somerdale Dist 2	Total	774	431	55.68	141	262	4	10				3		7
Somerdale Dist 3	Total	748	425	56.82	82	327	1	2				4		9
Somerdale Dist 4	Total	785	467	59.49	152	294		10				5		5
Somerdale Mail-In Ballot	Total	0	362	0.00	111	226		9				5	1	5
Somerdale Provisional	Total	0	41	0.00	11	27								
Somerdale Emergency Ballots	Total	0	0	0.00										
Somerdale Borough	Total	3684	2504	67.97	772	1613	7	46				21	1	29
Stratford Dist 1	Total	580	345	59.48	157	164		11				5		7
Stratford Dist 2	Total	857	498	58.11	225	242	1	10				6		6
Stratford Dist 3	Total	806	480	59.55	199	254	3	11				8		4
Stratford Dist 4	Total	1027	574	55.89	273	265	5	16		1		3		7
Stratford Dist 5	Total	620	306	49.35	71	213	4	7				5		4
Stratford Dist 6	Total	807	488	60.47	211	243	4	10				5		7
Stratford Mail-In Ballot	Total	0	585	0.00	196	349	2	11	2		1	1		15
Stratford Provisional	Total	0	60	0.00	28	27		2						1
Stratford Emergency Ballots	Total	0	0	0.00										
Stratford Borough	Total	4697	3336	71.02	1360	1757	19	78	2	1	1	33		51
Tavistock Dist 1	Total	0	0	0.00										
Tavistock Mail-In Ballot	Total	0	8	0.00	1	5		2						
Tavistock Provisional	Total	0	0	0.00										
Tavistock Borough	Total	0	8	0.00	1	5		2						
Voorhees Dist 1	Total	1396	779	55.80	267	475	1	18				6		7
Voorhees Dist 2	Total	1272	726	57.08	294	376	11	20			2	7		5
Voorhees Dist 3	Total	1261	688	54.56	271	389	2	12	2			3		5
Voorhees Dist 4	Total	1158	509	43.96	147	341	1	7				4		3

US President

		Registered	Ballots Cast	Turnout (%)	TRUMP/PENCE	CLINTON/KANE	CASTLE/BRADLEY	JOHNSON/WELD	LA RIVA/PURYEAR	DE LA FUENTE/STEINBERG	MOOREHEAD/LILLY	STEINBARAKA	KENNEDY/HART	Write-In
Voorhees Dist 5	Total	1339	722	53.92	172	512	6	16			1	4		6
Voorhees Dist 6	Total	1285	679	52.84	291	359	1	8				9		8
Voorhees Dist 7	Total	747	396	53.01	125	248		11				2		5
Voorhees Dist 8	Total	1515	790	52.15	246	519		7				4		7
Voorhees Dist 9	Total	1347	777	57.68	327	409	3	21				4		6
Voorhees Dist 10	Total	989	545	55.11	204	325		6				3		6
Voorhees Dist 11	Total	1008	544	53.97	234	286		11	1			5		4
Voorhees Dist 12	Total	974	499	51.23	210	260	1	15				2		7
Voorhees Dist 13	Total	1303	749	57.48	235	472	4	16				4		11
Voorhees Dist 14	Total	850	496	58.35	181	297	1	9				4		3
Voorhees Dist 15	Total	1230	615	50.00	205	379		12				2		14
Voorhees Dist 16	Total	781	446	57.11	184	239		10				3		6
Voorhees Dist 17	Total	764	406	53.14	148	245	1	1						3
Voorhees Dist 18	Total	1175	555	47.23	123	396		8				13		14
Voorhees Dist 19	Total	999	433	43.34	158	261	1	4				1		3
Voorhees Mail-In Ballot	Total	0	3224	0.00	934	2087	4	73			2	18	1	53
Voorhees Provisional	Total	0	284	0.00	94	162	1	9				8		3
Voorhees Emergency Ballots	Total	0	0	0.00										
Voorhees Twp	Total	21393	14862	69.47	5050	9037	38	294	3		5	106	1	179
Waterford Dist 1	Total	1017	614	60.37	380	194	1	21		2		4		7
Waterford Dist 2	Total	1192	650	54.53	320	302	4	10		1		4		6
Waterford Dist 3	Total	1056	528	50.00	281	211	5	13				9		3
Waterford Dist 4	Total	871	521	59.82	340	156	2	10				2		5
Waterford Dist 5	Total	1019	520	51.03	261	245		7				4		1
Waterford Dist 6	Total	1032	613	59.40	381	200	4	8				5		7
Waterford Dist 7	Total	1164	695	59.71	434	220	2	22				7		6
Waterford Dist 8	Total	314	203	64.65	122	71		4						1
Waterford Mail-In Ballot	Total	0	821	0.00	381	379	3	26		1		8		9
Waterford Provisional	Total	0	105	0.00	68	29		1				1		
Waterford Emergency Ballots	Total	0	0	0.00										
Waterford Twp	Total	7665	5270	68.75	2968	2007	21	122		4		44		45
Winslow W1 D1	Total	1039	588	56.59	374	197	5	8				2		
Winslow W1 D2	Total	1179	559	47.41	351	180	3	14		1	1	2		3
Winslow W1 D3	Total	756	439	58.07	262	157	1	9				3		4
Winslow W1 D4	Total	1338	754	56.35	358	352	7	19		1		4		7
Winslow W1 D5	Total	1273	720	56.56	393	298	3	12				4	1	4
Winslow W1 D6	Total	700	399	57.00	121	260	2	7			1	1		5
Winslow Ward 1 Mail-In Ballot	Total	0	847	0.00	418	390	4	9				2		12
Winslow Ward 1 Provisional	Total	0	60	0.00	30	25								
Winslow W1 Emergency Ballots	Total	0	0	0.00										

US President

		Registered	Ballots Cast	Turnout (%)	TRUMP/PENCE	CLINTON/KANE	CASTLE/BRADLEY	JOHNSON/WELD	LA RIVA/PURYEAR	DE LA FUENTE/STEINBERG	MOOREHEAD/LILLY	STEINBARAKA	KENNEDY/HART	Write-In
Winslow W2 D1	Total	1508	919	60.94	192	694	2	12		2		5		8
Winslow W2 D2	Total	885	497	56.16	215	259	2	9				4		6
Winslow W2 D3	Total	1525	887	58.16	326	519	3	20			1	4		5
Winslow W2 D4	Total	1111	661	59.50	250	379	4	11	1			4		8
Winslow W2 D5	Total	890	505	56.74	285	199		8				5		5
Winslow W2 D6	Total	928	580	62.50	96	463	2	6				10		1
Winslow Ward 2 Mail-In Ballot	Total	0	736	0.00	263	414	6	21			1	4	1	13
Winslow Ward 2 Provisional	Total	0	87	0.00	35	42		2				2		1
Winslow W2 Emergency Ballots	Total	0	0	0.00										
Winslow W3 D1	Total	1283	666	51.91	51	604		3				2		4
Winslow W3 D2	Total	1397	780	55.83	38	715	6	5			1	5		8
Winslow W3 D3	Total	1150	588	51.13	56	514	4	8	1			3		
Winslow W3 D4	Total	1119	636	56.84	94	525	2	7				3		3
Winslow W3 D5	Total	1303	754	57.87	82	649	4	2		1		8		7
Winslow Ward 3 Mail-In Ballot	Total	0	573	0.00	75	466	3	3				2		4
Winslow Ward 3 Provisional	Total	0	61	0.00	4	49	1							
Winslow W3 Emergency Ballots	Total	0	0	0.00										
Winslow W4 D1	Total	775	425	54.84	204	204	2	5				1		5
Winslow W4 D2	Total	1474	767	52.04	148	590	3	11	1			7		3
Winslow W4 D3	Total	1663	931	55.98	257	646	3	5	1			7		8
Winslow W4 D4	Total	1234	772	62.56	233	503	7	15	1			5		7
Winslow W4 D5	Total	1413	800	56.62	187	587	5	7		1	2			8
Winslow Ward 4 Mail-In Ballot	Total	0	818	0.00	234	542	6	10	1			5		12
Winslow Ward 4 Provisional	Total	0	59	0.00	17	40		1						
Winslow W4 Emergency Ballots	Total	0	0	0.00										
Winslow Twp	Total	25943	17868	68.87	5649	11462	90	249	6	6	7	104	2	151
Woodlynne Dist 1	Total	902	465	51.55	69	379	2	5				7		
Woodlynne Dist 2	Total	700	367	52.43	40	308	2	5	2		1	3	1	3
Woodlynne Mail-In Ballot	Total	0	61	0.00	20	31		1			1	2		
Woodlynne Provisional	Total	0	39	0.00	2	35								
Woodlynne Emergency Ballots	Total	0	0	0.00										
Woodlynne Borough	Total	1602	932	58.18	131	753	4	11	2		2	12	1	3
Fed Overseas 1st Cong Dist	Total	0	111	0.00	7	101		1				1		1
Fed Overseas 1st Cong Dist	Total	0	111	0.00	7	101		1				1		1
Fed Overseas 2nd Cong Dist	Total	0	0	0.00										

US President

		Registered	Ballots Cast	Turnout (%)	TRUMP/PENCE	CLINTON/KAINE	CASTLE/BRADLEY	JOHNSON/WELD	LA RIVA/PURYEAR	DE LA FUENTE/STEINBERG	MOOREHEAD/LILLY	STEIN/BARAKA	KENNEDY/HART	Write-In
Fed Overseas 2 Cong Dist	Total	0	0	0.00										
Total - TC-Election Day		347739	186213	53.55	59755	117364	602	3408	39	65	57	1689	33	1855
Total - TC-Emergency		347739	0	0.00										
Total - TC-Mail-In Ballot		347739	39712	11.42	11463	25658	134	754	8	12	15	263	8	569
Total - TC-Provisional		347739	5554	1.60	1413	3695	16	83	3		2	51	2	31
Total - TC-Rejected Ballots		347739	0	0.00										
Contest Total		347739	231479	66.57	72631	146717	752	4245	50	77	74	2003	43	2455

House of Representatives 1st District

		Registered	Ballots Cast	Turnout (%)	Bob PATTERSON	Donald W. NORCROSS	Scott John TOMASZEWSKI	William F. SJHR, IV	Michael BERMAN	Write-In			
Audubon Boro Dist 1	Total	759	473	62.32	162	252	8	5	1	1			
Audubon Boro Dist 2	Total	627	387	61.72	172	175	8	3	1				
Audubon Boro Dist 3	Total	970	603	62.16	208	314	18	9	1	2			
Audubon Boro Dist 4	Total	620	427	68.87	156	217	7	4					
Audubon Boro Dist 5	Total	927	557	60.09	201	277	11	13	5	3			
Audubon Boro Dist 6	Total	1091	663	60.77	244	344	11	8		1			
Audubon Boro Dist 7	Total	681	452	66.37	207	206	4	4	3				
Audubon Boro Dist 8	Total	857	520	60.68	220	234	7	7	2				
Audubon Boro Mail-In Ballot	Total	0	617	0.00	200	355	18	5	4	5			
Audubon Boro Provisional	Total	0	79	0.00	27	35	3	2	1	1			
Audubon Boro Emergency Ballots	Total	0	0	0.00									
Audubon Borough	Total	6532	4778	73.15	1797	2409	95	60	18	13			
Audubon Park Dist 1	Total	773	493	63.78	186	254	12	1	1				
Audubon Park Mail-In Ballot	Total	0	52	0.00	15	32				1			
Audubon Park Provisional	Total	0	7	0.00	3	2							
Audubon Park Emergency Ballots	Total	0	0	0.00									
Audubon Park Borough	Total	773	552	71.41	204	288	12	1	1	1			
Barrington Dist 1	Total	1187	730	61.50	287	371	7	11	2				
Barrington Dist 2	Total	825	452	54.79	197	198	5	5	5	2			
Barrington Dist 3	Total	1366	600	43.92	252	297	3	12	5				
Barrington Dist 4	Total	1366	717	52.49	259	376	6	6	4				
Barrington Dist 5	Total	535	311	58.13	126	157	4	4	1	1			
Barrington Mail-In Ballot	Total	0	551	0.00	195	300	17	3	5				
Barrington Provisional	Total	0	69	0.00	27	34	2		2				
Barrington Emergency Ballots	Total	0	0	0.00									
Barrington Borough	Total	5279	3430	64.97	1343	1733	44	41	24	3			
Bellmawr Dist 1	Total	1334	780	58.47	310	360	12	7	2	1			
Bellmawr Dist 2	Total	1113	691	62.08	253	355	10	8					
Bellmawr Dist 3	Total	978	606	61.96	211	293	20	5	3	1			
Bellmawr Dist 4	Total	978	568	58.08	206	291	6	3	4	1			
Bellmawr Dist 5	Total	957	494	51.62	168	248	6	3	2	1			
Bellmawr Dist 6	Total	1092	635	58.15	236	325	11	4					
Bellmawr Dist 7	Total	913	503	55.09	198	234	8	3	4				
Bellmawr Mail-In Ballot	Total	0	776	0.00	214	493	7	2	1	2			
Bellmawr Provisional	Total	0	107	0.00	35	50	1						
Bellmawr Emergency Ballots	Total	0	0	0.00									
Bellmawr Borough	Total	7365	5160	70.06	1831	2649	81	35	16	6			

House of Representatives 1st District

		Registered	Ballots Cast	Turnout (%)	Bob PATTERSON	Donald W. NORCROSS	Scott John TOMASZEWSKI	William F. SJHR, IV	Michael BERMAN	Write-In				
Berlin Boro Dist 1	Total	870	432	49.66	199	181	11	5	4					
Berlin Boro Dist 2	Total	1265	745	58.89	389	277	9	10	1					
Berlin Boro Dist 3	Total	1317	737	55.96	339	319	8	4	4	1				
Berlin Boro Dist 4	Total	1241	717	57.78	337	295	12	6		1				
Berlin Boro Dist 5	Total	631	352	55.78	155	143	6	3	1	1				
Berlin Boro Mail-In Ballot	Total	0	752	0.00	317	342	27	7	5	1				
Berlin Boro Provisional	Total	0	83	0.00	38	34	2							
Berlin Boro Emergency Ballots	Total	0	0	0.00										
Berlin Borough	Total	5324	3818	71.71	1774	1591	75	35	15	4				
Berlin Twp Dist 1	Total	1308	715	54.66	264	375	8	2	1					
Berlin Twp Dist 2	Total	618	368	59.55	115	227	7	1	1					
Berlin Twp Dist 3	Total	615	322	52.36	136	147	4	1	2					
Berlin Twp Dist 4	Total	1177	639	54.29	268	277	13	5	5					
Berlin Twp Mail-In Ballot	Total	0	414	0.00	138	244	6	3	1	1				
Berlin Twp Provisional	Total	0	49	0.00	20	23	1							
Berlin Twp Emergency Ballots	Total	0	0	0.00										
Berlin Twp	Total	3718	2507	67.43	941	1293	39	12	10	1				
Brooklawn Dist 1	Total	1255	721	57.45	236	403	14	4	2	1				
Brooklawn Mail-In Ballot	Total	0	78	0.00	25	47	2							
Brooklawn Provisional	Total	0	12	0.00	4	5		1						
Brooklawn Emergency Ballots	Total	0	0	0.00										
Brooklawn Borough	Total	1255	811	64.62	265	455	16	5	2	1				
Camden City W1 D1	Total	611	244	39.93	6	205	5	3						
Camden City W1 D2	Total	1267	487	38.44	20	405	11	3	1					
Camden City W1 D3	Total	1003	424	42.27	21	339	10	2	3					
Camden City W1 D4	Total	856	346	40.42	16	267	7	1	1					
Camden City W1 D5	Total	1182	420	35.53	17	345	10	2	2					
Camden City W1 D6	Total	1081	456	42.18	23	368	11	1	6					
Camden City W1 D7	Total	838	309	36.87	11	250	6		2					
Camden City W1 D8	Total	918	477	51.96	16	382	16	4	2	1				
Camden City W1 D9	Total	1602	624	38.95	34	480	13	7	4	1				
Camden City W1 D10	Total	819	354	43.22	18	277	14	1						
Camden City Ward 1 Mail-In Ballot	Total	0	542	0.00	34	427	16	4	3	2				
Camden City Ward 1 Provisional	Total	0	462	0.00	8	363	2	3	1					
Camden City W1 Emergency Ballots	Total	0	0	0.00										

House of Representatives 1st District

		Registered	Ballots Cast	Turnout (%)	Bob PATTERSON	Donald W. NORCROSS	Scott John TOMASZEWSKI	William F. SIHR, IV	Michael BERMAN	Write-In				
Camden City W2 D1	Total	677	312	46.09	14	245	7		1					
Camden City W2 D2	Total	888	376	42.34	14	288	11	2	6					
Camden City W2 D3	Total	980	519	52.96	17	399	26	3	5					
Camden City W2 D4	Total	769	313	40.70	17	240	10		2	1				
Camden City W2 D5	Total	822	319	38.81	24	242	11	1	5					
Camden City W2 D6	Total	1443	594	41.16	18	481	9	3	4					
Camden City W2 D7	Total	1055	481	45.59	17	378	23		2					
Camden City W2 D8	Total	1536	601	39.13	19	492	9	2	2					
Camden City W2 D9	Total	1382	626	45.30	15	493	10	4	4	1				
Camden City W2 D10	Total	820	362	44.15	20	256	7	1						
Camden City W2 D11	Total	729	255	34.98	11	194	9		2					
Camden City Ward 2 Mail-In Ballot	Total	0	554	0.00	15	454	10	1	3	3				
Camden City Ward 2 Provisional	Total	0	399	0.00	9	286	9	1	2					
Camden City W2 Emergency Ballots	Total	0	0	0.00										
Camden City W3 D1	Total	1004	384	38.25	19	286	8	2	3	2				
Camden City W3 D2	Total	1311	609	46.45	31	473	5	2	1					
Camden City W3 D3	Total	858	381	44.41	28	287	3		2					
Camden City W3 D4	Total	1040	424	40.77	16	355	3	2	2					
Camden City W3 D5	Total	894	342	38.26	11	275	8	1	6					
Camden City W3 D6	Total	1126	501	44.49	23	381	12	4	11	2				
Camden City W3 D7	Total	1128	495	43.88	33	384	6	5	1					
Camden City W3 D8	Total	1200	502	41.83	33	369	12	2	3	2				
Camden City W3 D9	Total	1348	607	45.03	30	462	7	4	3	1				
Camden City Ward 3 Mail-In Ballot	Total	0	497	0.00	29	389	7	2						
Camden City Ward 3 Provisional	Total	0	324	0.00	22	219			2					
Camden City W3 Emergency Ballots	Total	0	0	0.00										
Camden City W4 D1	Total	895	392	43.80	14	305	5	2	1					
Camden City W4 D2	Total	1004	419	41.73	22	334	3	2	2					
Camden City W4 D3	Total	1086	404	37.20	17	312	5	2						
Camden City W4 D4	Total	1181	394	33.36	9	335	5	1	2					
Camden City W4 D5	Total	910	445	48.90	11	376	5	2						
Camden City W4 D6	Total	1191	500	41.98	41	361	7	2	5					
Camden City W4 D7	Total	1075	496	46.14	35	340	5	3						
Camden City W4 D8	Total	1153	487	42.24	37	377	11	2	2					
Camden City W4 D9	Total	1143	524	45.84	42	390	5	5	4					
Camden City W4 D10	Total	1030	378	36.70	41	278	10	3	7	3				
Camden City Ward 4 Mail-In Ballot	Total	0	451	0.00	32	361	8	1	2					
Camden City Ward 4 Provisional	Total	0	277	0.00	6	219	2	1						
Camden City W4 Emergency Ballots	Total	0	0	0.00										
City of Camden	Total	41855	21089	50.39	1016	16424	414	99	122	19				

House of Representatives 1st District

		Registered	Ballots Cast	Turnout (%)	Bob PATTERSON	Donald W. NORCROSS	Scott John TOMASZEWSKI	William F. SHR, IV	Michael BERMAN	Write-In				
Cherry Hill Dist 1	Total	1043	615	58.96	279	285	6	4	3					
Cherry Hill Dist 2	Total	1185	636	53.67	215	351	7	6	1	1				
Cherry Hill Dist 3	Total	1506	787	52.26	292	405	7	2	5	2				
Cherry Hill Dist 4	Total	1248	641	51.36	257	320	7	5	3					
Cherry Hill Dist 5	Total	1175	664	56.51	222	351	18	9	3	1				
Cherry Hill Dist 6	Total	921	510	55.37	197	227	20	3	3					
Cherry Hill Dist 7	Total	968	604	62.40	205	344	4	3	2	1				
Cherry Hill Dist 8	Total	1164	535	45.96	125	339	14	4	1					
Cherry Hill Dist 9	Total	1380	592	42.90	193	325	6	4	3					
Cherry Hill Dist 10	Total	1380	737	53.41	303	354	9	3	3	1				
Cherry Hill Dist 11	Total	1234	726	58.83	272	354	19	6	3					
Cherry Hill Dist 12	Total	1241	654	52.70	236	357	9	2	2					
Cherry Hill Dist 13	Total	1023	581	56.79	278	254	9		3					
Cherry Hill Dist 14	Total	845	531	62.84	228	246	4	8	1					
Cherry Hill Dist 15	Total	1277	644	50.43	195	369	10	6	3					
Cherry Hill Dist 16	Total	794	398	50.13	137	220	3	1	2	1				
Cherry Hill Dist 17	Total	1235	696	56.36	224	404	4	6						
Cherry Hill Dist 18	Total	871	432	49.60	158	233	6	2	3					
Cherry Hill Dist 19	Total	960	524	54.58	171	273	6	6	2					
Cherry Hill Dist 20	Total	1291	745	57.71	297	370	12	8	2	1				
Cherry Hill Dist 21	Total	1428	699	48.95	257	360	17	9	4	1				
Cherry Hill Dist 22	Total	1074	626	58.29	272	296	10	5	2	1				
Cherry Hill Dist 23	Total	1350	677	50.15	197	403	10	4	3	1				
Cherry Hill Dist 24	Total	1185	628	53.00	213	341	15	8	5	2				
Cherry Hill Dist 25	Total	1037	558	53.81	205	301	9	2	1					
Cherry Hill Dist 26	Total	1443	779	53.98	327	363	12	8	3	2				
Cherry Hill Dist 27	Total	1082	550	50.83	191	303	12	3	4	2				
Cherry Hill Dist 28	Total	1316	654	49.70	238	379	4	4	2					
Cherry Hill Dist 29	Total	1391	806	57.94	320	397	6	8	1	4				
Cherry Hill Dist 30	Total	720	371	51.53	104	238	1		3					
Cherry Hill Dist 31	Total	1318	670	50.83	179	401	4	8	3					
Cherry Hill Dist 32	Total	737	339	46.00	88	189	2	2	3	1				
Cherry Hill Dist 33	Total	1259	742	58.94	269	390	8	6	4					
Cherry Hill Dist 34	Total	1302	711	54.61	302	345	4	2	2	1				
Cherry Hill Dist 35	Total	1272	732	57.55	345	322	11	3	2	1				
Cherry Hill Dist 36	Total	1176	541	46.00	194	315	3	1		1				
Cherry Hill Dist 37	Total	1046	532	50.86	165	314	4	4	5	1				
Cherry Hill Dist 38	Total	853	446	52.29	125	277	3	2	2	1				
Cherry Hill Dist 39	Total	1209	597	49.38	186	349	3	3	1	1				
Cherry Hill Dist 40	Total	839	444	52.92	165	245	1	1	2					
Cherry Hill Dist 41	Total	920	450	48.91	165	226	12	1	3					
Cherry Hill Dist 42	Total	718	423	58.91	190	203	4	2						
Cherry Hill Dist 43	Total	1031	519	50.34	220	252	3	5	4	1				
Cherry Hill Dist 44	Total	1373	674	49.09	219	381			1	1				
Cherry Hill Dist 45	Total	1650	842	51.03	300	475	9	3	2					

House of Representatives 1st District

		Registered	Ballots Cast	Turnout (%)	Bob PATTERSON	Donald W. NORCROSS	Scott John TOMASZEWSKI	William F. SJHR, IV	Michael BERMAN	Write-In				
Cherry Hill Dist 46	Total	1102	485	44.01	193	215	10	7	5	1				
Cherry Hill Dist 47	Total	980	507	51.73	146	316	4	4	2					
Cherry Hill Dist 48	Total	594	276	46.46	61	164	14	4	1	1				
Cherry Hill Mail-In Ballot	Total	0	8638	0.00	2718	5140	105	60	39	15				
Cherry Hill Provisional	Total	0	762	0.00	280	374	10	4	3	2				
Cherry Hill Emergency Ballots	Total	0	0	0.00										
Cherry Hill Twp	Total	54146	37930	70.05	13318	20655	490	261	160	49				
Chesilhurst Dist 1	Total	1120	575	51.34	123	389	8	1	2					
Chesilhurst Mail-In Ballot	Total	0	132	0.00	37	79	3							
Chesilhurst Provisional	Total	0	12	0.00	3	8			1					
Chesilhurst Emergency Ballots	Total	0	0	0.00										
Chesilhurst Borough	Total	1120	719	64.20	163	476	11	1	3					
Clementon Dist 1	Total	965	491	50.88	163	275	8	1	1					
Clementon Dist 2	Total	973	503	51.70	169	271	11	5	4					
Clementon Dist 3	Total	1205	637	52.86	203	368	10	6	4	1				
Clementon Mail-In Ballot	Total	0	284	0.00	87	174	6	1						
Clementon Provisional	Total	0	74	0.00	18	38	1	1						
Clementon Emergency Ballots	Total	0	0	0.00										
Clementon Borough	Total	3143	1989	63.28	640	1126	36	14	9	1				
Collingswood Dist 1	Total	769	491	63.85	159	275	19	6	3					
Collingswood Dist 2	Total	1024	644	62.89	161	407	10	8	4	4				
Collingswood Dist 3	Total	577	330	57.19	76	208	7	4	4	4				
Collingswood Dist 4	Total	882	532	60.32	150	307	14	6	5	4				
Collingswood Dist 5	Total	1004	465	46.31	63	338	12	4	4	1				
Collingswood Dist 6	Total	719	466	64.81	173	231	11	6	5					
Collingswood Dist 7	Total	985	619	62.84	183	366	14	11	3	5				
Collingswood Dist 8	Total	874	483	55.26	123	308	11	5	4	1				
Collingswood Dist 9	Total	1319	714	54.13	164	444	28	7	8					
Collingswood Dist 10	Total	844	517	61.26	169	292	9	10	1					
Collingswood Dist 11	Total	902	522	57.87	154	300	14	9	3	4				
Collingswood Dist 12	Total	636	416	65.41	109	266	9	3	2	1				
Collingswood Mail-In Ballot	Total	0	1135	0.00	263	730	25	17	7	7				
Collingswood Provisional	Total	0	185	0.00	47	109	3	3						
Collingswood Emergency Ballots	Total	0	0	0.00										
Collingswood Borough	Total	10535	7519	71.37	1994	4581	186	99	53	31				

House of Representatives 1st District

		Registered	Ballots Cast	Turnout (%)	Bob PATTERSON	Donald W. NORCROSS	Scott John TOMASZEWSKI	William F. SIHR, IV	Michael BERMAN	Write-In				
Gibbsboro Dist 1	Total	961	562	58.48	231	263	12	3	2	1				
Gibbsboro Dist 2	Total	791	473	59.80	192	217	9	2	5					
Gibbsboro Mail-In Ballot	Total	0	219	0.00	86	102	12		1	2				
Gibbsboro Provisional	Total	0	17	0.00	6	10	1							
Gibbsboro Emergency Ballots	Total	0	0	0.00										
Gibbsboro Borough	Total	1752	1271	72.55	515	592	34	5	8	3				
Gloucester City W1 D1	Total	815	379	46.50	122	219	3	2	2					
Gloucester City W1 D2	Total	703	372	52.92	146	185	8	4	1	1				
Gloucester City W1 D3	Total	652	392	60.12	163	181	6	2	2					
Gloucester City Ward 1 Mail-In Ballot	Total	0	167	0.00	47	103	2	1						
Gloucester City Ward 1 Provisional	Total	0	24	0.00	7	11								
Gloucester City W1 Emergency Ballots	Total	0	0	0.00										
Gloucester City W2 D1	Total	703	351	49.93	114	196	9	2	1					
Gloucester City W2 D2	Total	826	463	56.05	142	256	8	5	3	3				
Gloucester City W2 D3	Total	909	530	58.31	165	296	7	4	1					
Gloucester City Ward 2 Mail-In Ballot	Total	0	239	0.00	63	151	7							
Gloucester City Ward 2 Provisional	Total	0	29	0.00	5	19								
Gloucester City W2 Emergency Ballots	Total	0	0	0.00										
Gloucester City W3 D1	Total	976	456	46.72	142	257	9	5	2	1				
Gloucester City W3 D2	Total	1043	512	49.09	188	259	10	1		1				
Gloucester City Ward 3 Mail-In Ballot	Total	0	185	0.00	54	116	4	1						
Gloucester City Ward 3 Provisional	Total	0	24	0.00	11	10	1							
Gloucester City W3 Emergency Ballots	Total	0	0	0.00										
City of Gloucester	Total	6627	4123	62.22	1369	2259	74	27	12	6				
Gloucester Twp Dist 1	Total	644	378	58.70	177	158	5	4						
Gloucester Twp Dist 2	Total	703	435	61.88	183	186	7	6	2					
Gloucester Twp Dist 3	Total	833	436	52.34	203	184	5	2	2					
Gloucester Twp Dist 4	Total	1062	654	61.58	287	275	9	5						
Gloucester Twp Dist 5	Total	1257	635	50.52	222	316	16	7	3					
Gloucester Twp Dist 6	Total	1408	610	43.32	233	310	8	1	4					
Gloucester Twp Dist 7	Total	1097	644	58.71	289	267	11	7	5	1				
Gloucester Twp Dist 8	Total	1117	567	50.76	145	365	6	4	1	2				
Gloucester Twp Dist 9	Total	1257	722	57.44	318	321	11	4	2					
Gloucester Twp Dist 10	Total	905	496	54.81	232	195	2	4		1				
Gloucester Twp Dist 11	Total	1035	572	55.27	287	241	10	2	1	1				

House of Representatives 1st District

		Registered	Ballots Cast	Turnout (%)	Bob PATTERSON	Donald W. NORCROSS	Scott John TOMASZEWSKI	William F. SHR, IV	Michael BERMAN	Write-In				
Gloucester Twp Dist 12	Total	1171	663	56.62	307	291	8	3	4	1				
Gloucester Twp Dist 13	Total	1514	741	48.94	227	419	11	6	4	1				
Gloucester Twp Dist 14	Total	1143	590	51.62	120	397	8	5	2					
Gloucester Twp Dist 15	Total	1257	751	59.75	354	313	5	6	1					
Gloucester Twp Dist 16	Total	1160	656	56.55	315	271	9	6						
Gloucester Twp Dist 17	Total	2162	1012	46.81	257	629	11	10	5	1				
Gloucester Twp Dist 18	Total	1416	802	56.64	219	503	7	4	4					
Gloucester Twp Dist 19	Total	1335	805	60.30	312	408	4	3	3					
Gloucester Twp Dist 20	Total	1182	638	53.98	226	336	6	7	2					
Gloucester Twp Dist 21	Total	720	370	51.39	172	154	7	2	1	1				
Gloucester Twp Dist 22	Total	886	464	52.37	166	228	11	2	1					
Gloucester Twp Dist 23	Total	1215	673	55.39	132	439	12	5	4					
Gloucester Twp Dist 24	Total	1199	663	55.30	284	305	6	2	2	1				
Gloucester Twp Dist 25	Total	1183	667	56.38	318	271	3	4						
Gloucester Twp Dist 26	Total	907	550	60.64	257	244	5	1	4					
Gloucester Twp Dist 27	Total	990	532	53.74	214	253	6	5	4					
Gloucester Twp Dist 28	Total	1302	578	44.39	150	365	6	3	3					
Gloucester Twp Dist 29	Total	1302	797	61.21	316	400	5	2	1					
Gloucester Twp Dist 30	Total	1354	752	55.54	304	355	8	9	3					
Gloucester Twp Dist 31	Total	888	456	51.35	177	230	5	2	1					
Gloucester Twp Dist 32	Total	1229	660	53.70	233	363	11	5	3					
Gloucester Twp Dist 33	Total	1277	702	54.97	174	450	15	4	4					
Gloucester Twp Dist 34	Total	866	443	51.15	126	262	6	2	1					
Gloucester Twp Dist 35	Total	1373	817	59.50	269	439	8	7	8	1				
Gloucester Twp Dist 36	Total	954	551	57.76	201	290	8	4	3					
Gloucester Twp Dist 37	Total	522	263	50.38	31	202	3	4	2					
Gloucester Twp Dist 38	Total	570	333	58.42	87	212	3	3						
Gloucester Twp Dist 39	Total	566	300	53.00	138	143	6							
Gloucester Twp Dist 40	Total	1116	544	48.75	198	263	12	10						
Gloucester Twp Mail-In Ballot	Total	0	5429	0.00	1924	2982	83	22	10	5				
Gloucester Twp Provisional	Total	0	631	0.00	219	319	14	8	1					
Gloucester Twp Emergency Ballots	Total	0	0	0.00										
Gloucester Twp	Total	44077	29982	68.02	11003	15554	402	202	101	16				
Haddon Heights Dist 1	Total	764	492	64.40	232	219	12	3	3					
Haddon Heights Dist 2	Total	644	385	59.78	132	212	5	1	2	3				
Haddon Heights Dist 3	Total	1068	671	62.83	290	324	13	7	1	2				
Haddon Heights Dist 4	Total	627	354	56.46	176	149	1	6	2	3				
Haddon Heights Dist 5	Total	907	581	64.06	240	308	6	4	1	2				
Haddon Heights Dist 6	Total	920	560	60.87	235	294	4	3	4					
Haddon Heights Dist 7	Total	936	596	63.68	277	270	12	4	4					
Haddon Heights Mail-In Ballot	Total	0	822	0.00	308	453	14	6	4	1				
Haddon Heights Provisional	Total	0	57	0.00	28	22								
Haddon Heights Emergency Ballots	Total	0	0	0.00										

House of Representatives 1st District

		Registered	Ballots Cast	Turnout (%)	Bob PATTERSON	Donald W. NORCROSS	Scott John TOMASZEWSKI	William F. SJHR, IV	Michael BERMAN	Write-In				
Haddon Heights Borough	Total	5866	4518	77.02	1918	2251	67	34	21	11				
Haddon Twp Dist 1	Total	701	458	65.34	187	221	13	3						
Haddon Twp Dist 2	Total	719	421	58.55	129	231	11	5	4					
Haddon Twp Dist 3	Total	1083	712	65.74	300	324	16	7	3					
Haddon Twp Dist 4	Total	691	442	63.97	150	237	6	4	4					
Haddon Twp Dist 5	Total	490	319	65.10	94	186	14	2		1				
Haddon Twp Dist 6	Total	675	412	61.04	152	199	7	5	1	1				
Haddon Twp Dist 7	Total	640	424	66.25	153	226	4	4	2	3				
Haddon Twp Dist 8	Total	923	527	57.10	193	273	12	10	3	2				
Haddon Twp Dist 9	Total	603	351	58.21	125	195	4	1						
Haddon Twp Dist 10	Total	680	399	58.68	162	185	3	9	1	1				
Haddon Twp Dist 11	Total	898	565	62.92	187	300	15	11	3	2				
Haddon Twp Dist 12	Total	1334	875	65.59	347	405	11	8	4	8				
Haddon Twp Dist 13	Total	661	400	60.51	158	188	12	6	2					
Haddon Twp Dist 14	Total	695	410	58.99	160	213	6	3	2					
Haddon Twp Dist 15	Total	681	397	58.30	129	230	2	6	2	1				
Haddon Twp Mail-In Ballot	Total	0	1358	0.00	465	728	32	15	8	4				
Haddon Twp Provisional	Total	0	130	0.00	42	67	3		1					
Haddon Twp Emergency Ballots	Total	0	0	0.00										
Haddon Twp	Total	11474	8600	74.95	3133	4408	171	99	40	23				
Haddonfield Dist 1	Total	1191	588	49.37	254	279	11	5		2				
Haddonfield Dist 2	Total	1335	668	50.04	258	326	6	9	1	4				
Haddonfield Dist 3	Total	928	504	54.31	175	290	6	4	4					
Haddonfield Dist 4	Total	778	393	50.51	222	133	4	6	1	3				
Haddonfield Dist 5	Total	677	317	46.82	185	103	3		1	1				
Haddonfield Dist 6	Total	975	544	55.79	267	246	4	1	1					
Haddonfield Dist 7	Total	956	511	53.45	206	270	6	7	2					
Haddonfield Dist 8	Total	1032	599	58.04	236	312	11	4	1	1				
Haddonfield Dist 9	Total	1103	661	59.93	269	329	8	4	4	1				
Haddonfield Dist 10	Total	803	436	54.30	214	180	7	2	2					
Haddonfield Mail-In Ballot	Total	0	1930	0.00	743	1038	17	13	9	11				
Haddonfield Provisional	Total	0	129	0.00	64	51	3	1	1					
Haddonfield Emergency Ballots	Total	0	0	0.00										
Haddonfield Borough	Total	9778	7280	74.45	3093	3557	86	56	27	23				
Hi-Nella Dist 1	Total	587	332	56.56	125	170	6	5	2					
Hi Nella Mail-In Ballot	Total	0	50	0.00	11	32	2	1	1					
Hi Nella Provisional	Total	0	6	0.00		2	1							
Hi Nella Emergency Ballots	Total	0	0	0.00										

House of Representatives 1st District

		Registered	Ballots Cast	Turnout (%)	Bob PATTERSON	Donald W. NORCROSS	Scott John TOMASZEWSKI	William F. SJHR, IV	Michael BERMAN	Write-In				
Hi-Nella Borough	Total	587	388	66.10	136	204	9	6	3					
Laurel Springs Dist 1	Total	621	368	59.26	158	169	7	4	3	1				
Laurel Springs Dist 2	Total	758	451	59.50	184	225	7	3		1				
Laurel Springs Mail-In Ballot	Total	0	148	0.00	45	85	4	1	1					
Laurel Springs Provisional	Total	0	19	0.00	7	9								
Laurel Springs Emergency Ballots	Total	0	0	0.00										
Laurel Springs Borough	Total	1379	986	71.50	394	488	18	8	4	2				
Lawnside Dist 1	Total	1112	639	57.46	24	554	6	3	2					
Lawnside Dist 2	Total	1165	671	57.60	24	581	7	3	2	1				
Lawnside Mail-In Ballot	Total	0	208	0.00	11	178	2		1					
Lawnside Provisional	Total	0	22	0.00	1	16	1							
Lawnside Emergency Ballots	Total	0	0	0.00										
Lawnside Borough	Total	2277	1540	67.63	60	1329	16	6	5	1				
Lindenwold Dist 1	Total	1317	670	50.87	224	385	8	7	2					
Lindenwold Dist 2	Total	1139	569	49.96	164	343	7	6	1					
Lindenwold Dist 3	Total	927	489	52.75	124	322	8	2	3					
Lindenwold Dist 4	Total	1434	735	51.26	169	489	17	5	2					
Lindenwold Dist 5	Total	1326	562	42.38	64	446	3	4	1					
Lindenwold Dist 6	Total	1243	610	49.07	85	473	5	2	2					
Lindenwold Dist 7	Total	814	301	36.98	18	241	5		1					
Lindenwold Dist 8	Total	1380	644	46.67	92	483	9	2	3	2				
Lindenwold Dist 9	Total	631	339	53.72	77	224	5	2	4					
Lindenwold Mail-In Ballot	Total	0	969	0.00	227	644	16	5	5	1				
Lindenwold Provisional	Total	0	182	0.00	33	113	1	2	1					
Lindenwold Emergency Ballots	Total	0	0	0.00										
Lindenwold Borough	Total	10211	6070	59.45	1277	4163	84	37	25	3				
Magnolia Dist 1	Total	799	455	56.95	129	277	7	4	2	1				
Magnolia Dist 2	Total	617	373	60.45	111	220	9	3	1					
Magnolia Dist 3	Total	771	417	54.09	150	228	6	4	2					
Magnolia Dist 4	Total	771	460	59.66	151	272	9	1	2					
Magnolia Mail-In Ballot	Total	0	262	0.00	87	149	9							
Magnolia Provisional	Total	0	45	0.00	15	26								
Magnolia Emergency Ballots	Total	0	0	0.00										
Magnolia Borough	Total	2958	2012	68.02	643	1172	40	12	7	1				

House of Representatives 1st District

		Registered	Ballots Cast	Turnout (%)	Bob PATTERSON	Donald W. NORCROSS	Scott John TOMASZEWSKI	William F. SJHR, IV	Michael BERMAN	Write-In			
Merchantville Dist 1	Total	1168	670	57.36	231	346	15	6	8	2			
Merchantville Dist 2	Total	738	453	61.38	152	243	7	4	1	2			
Merchantville Dist 3	Total	800	425	53.13	116	258	6	5	4	2			
Merchantville Mail-In Ballot	Total	0	284	0.00	74	181	6	3	3				
Merchantville Provisional	Total	0	40	0.00	10	24			1				
Merchantville Emergency Ballots	Total	0	0	0.00									
Merchantville Borough	Total	2706	1872	69.18	583	1052	34	18	17	6			
Mt Ephraim Dist 1	Total	743	463	62.31	161	254	6	3	1				
Mt Ephraim Dist 2	Total	860	546	63.49	206	284	6	1	2	1			
Mt Ephraim Dist 3	Total	841	472	56.12	182	226	9	4	1				
Mt Ephraim Dist 4	Total	816	432	52.94	157	219	5	4		1			
Mt. Ephraim Mail-In Ballot	Total	0	306	0.00	91	177	15		1				
Mt. Ephraim Provisional	Total	0	21	0.00	5	13							
Mt. Ephraim Emergency Ballots	Total	0	0	0.00									
Mt. Ephraim Borough	Total	3260	2240	68.71	802	1173	41	12	5	2			
Oaklyn Dist 1	Total	667	403	60.42	128	223	14	7	2	1			
Oaklyn Dist 2	Total	832	456	54.81	144	256	14	7	2				
Oaklyn Dist 3	Total	749	442	59.01	175	192	20	3	3	3			
Oaklyn Dist 4	Total	707	459	64.92	155	238	17	4	3	4			
Oaklyn Mail-In Ballot	Total	0	270	0.00	87	145	6	3	5				
Oaklyn Provisional	Total	0	44	0.00	14	22	2						
Oaklyn Emergency Ballots	Total	0	0	0.00									
Oaklyn Borough	Total	2955	2074	70.19	703	1076	73	24	15	8			
Pennsauken Dist 1	Total	1062	558	52.54	82	389	12	4	1				
Pennsauken Dist 2	Total	1529	872	57.03	75	679	18	1	5	1			
Pennsauken Dist 3	Total	1033	579	56.05	152	347	16	1	1	1			
Pennsauken Dist 4	Total	1383	719	51.99	104	522	13	4	3				
Pennsauken Dist 5	Total	768	467	60.81	136	267	15	4	2				
Pennsauken Dist 6	Total	1061	618	58.25	194	353	7	6	1				
Pennsauken Dist 7	Total	1319	735	55.72	133	508	10	6	3	1			
Pennsauken Dist 8	Total	886	517	58.35	113	334	8	4	2				
Pennsauken Dist 9	Total	948	429	45.25	84	272	6	3	3	2			
Pennsauken Dist 10	Total	881	516	58.57	133	318	12	7	4				
Pennsauken Dist 11	Total	963	563	58.46	173	315	14	8	2				
Pennsauken Dist 12	Total	818	472	57.70	74	338	8	2	3	1			
Pennsauken Dist 13	Total	958	551	57.52	177	307	5	4	4				

House of Representatives 1st District

		Registered	Ballots Cast	Turnout (%)	Bob PATTERSON	Donald W. NORCROSS	Scott John TOMASZEWSKI	William F. SIHR, IV	Michael BERMAN	Write-In			
Pennsauken Dist 14	Total	1035	611	59.03	89	448	15	3	2	2			
Pennsauken Dist 15	Total	1185	621	52.41	83	439	9	2	1	2			
Pennsauken Dist 16	Total	777	403	51.87	32	318	8		1				
Pennsauken Dist 17	Total	1240	639	51.53	137	422	9	3	5	1			
Pennsauken Dist 18	Total	1297	776	59.83	236	440	17	4	3				
Pennsauken Dist 19	Total	615	329	53.50	77	205	6	2	3	1			
Pennsauken Dist 20	Total	831	458	55.11	27	379	8	3	3				
Pennsauken Dist 21	Total	717	391	54.53	89	254	5	1					
Pennsauken Dist 22	Total	812	453	55.79	101	283	9	6	3	2			
Pennsauken Dist 23	Total	793	440	55.49	111	267	9	5	2				
Pennsauken Dist 24	Total	611	311	50.90	19	231	5	5					
Pennsauken Mail-In Ballot	Total	0	1972	0.00	440	1334	34	8	2	3			
Pennsauken Provisional	Total	0	304	0.00	32	212	6	5	2	1			
Pennsauken Emergency Ballots	Total	0	0	0.00									
Pennsauken Twp	Total	23522	15304	65.06	3103	10181	284	101	61	18			
Pine Hill Dist 1	Total	935	558	59.68	132	375	5	3					
Pine Hill Dist 2	Total	1152	634	55.03	238	314	13	7	6				
Pine Hill Dist 3	Total	1147	657	57.28	215	351	15	6	1	1			
Pine Hill Dist 4	Total	1236	593	47.98	103	427	16	4	5				
Pine Hill Dist 5	Total	1215	685	56.38	239	361	12	9	2	2			
Pine Hill Dist 6	Total	919	415	45.16	79	270	6		1				
Pine Hill Mail-In Ballot	Total	0	616	0.00	190	360	21	4	2	4			
Pine Hill Provisional	Total	0	75	0.00	11	55		1	1				
Pine Hill Emergency Ballots	Total	0	0	0.00									
Pine Hill Borough	Total	6604	4233	64.10	1207	2513	88	34	18	7			
Pine Valley Dist 1	Total	0	0	0.00									
Pine Valley Mail-In Ballot	Total	0	11	0.00	9	1	1						
Pine Valley Provisional	Total	0	0	0.00									
Pine Valley Borough	Total	0	11	0.00	9	1	1						
Runnemede Dist 1	Total	709	370	52.19	129	196	9	1	2	2			
Runnemede Dist 2	Total	992	534	53.83	203	253	15	8	4	1			
Runnemede Dist 3	Total	728	377	51.79	141	182	6	4	2				
Runnemede Dist 4	Total	879	521	59.27	183	274	9	3	3	2			
Runnemede Dist 5	Total	1280	650	50.78	224	332	13	8	4	1			
Runnemede Dist 6	Total	1089	624	57.30	238	300	8	8	3	1			
Runnemede Mail-In Ballot	Total	0	648	0.00	230	353	10	1	5	1			
Runnemede Provisional	Total	0	58	0.00	21	24							
Runnemede Emergency Ballots	Total	0	0	0.00									

House of Representatives 1st District

		Registered	Ballots Cast	Turnout (%)	Bob PATTERSON	Donald W. NORCROSS	Scott John TOMASZEWSKI	William F. SJHR, IV	Michael BERMAN	Write-In			
Runnemede Borough	Total	5677	3782	66.62	1369	1914	70	33	23	8			
Somerdale Dist 1	Total	1377	778	56.50	244	440	10	8	5				
Somerdale Dist 2	Total	774	431	55.68	127	254	6	1	2				
Somerdale Dist 3	Total	748	425	56.82	73	308	8			2			
Somerdale Dist 4	Total	785	467	59.49	130	291	7	1	2	2			
Somerdale Mail-In Ballot	Total	0	362	0.00	102	218	8	4	2				
Somerdale Provisional	Total	0	41	0.00	10	22		1					
Somerdale Emergency Ballots	Total	0	0	0.00									
Somerdale Borough	Total	3684	2504	67.97	686	1533	39	15	11	4			
Stratford Dist 1	Total	580	345	59.48	145	151	4	5		2			
Stratford Dist 2	Total	857	498	58.11	212	224	10	5					
Stratford Dist 3	Total	806	480	59.55	191	240	8	8	1				
Stratford Dist 4	Total	1027	574	55.89	267	248	7		2				
Stratford Dist 5	Total	620	306	49.35	66	195	5	8					
Stratford Dist 6	Total	807	488	60.47	196	245	4	2	1				
Stratford Mail-In Ballot	Total	0	585	0.00	195	331	7	4	5	1			
Stratford Provisional	Total	0	60	0.00	20	35		1					
Stratford Emergency Ballots	Total	0	0	0.00									
Stratford Borough	Total	4697	3336	71.02	1292	1669	45	33	9	3			
Tavistock Dist 1	Total	0	0	0.00									
Tavistock Mail-In Ballot	Total	0	8	0.00	4	2		1					
Tavistock Provisional	Total	0	0	0.00									
Tavistock Borough	Total	0	8	0.00	4	2		1					
Voorhees Dist 1	Total	1396	779	55.80	267	440	11	7	1				
Voorhees Dist 2	Total	1272	726	57.08	319	338	9	7	5	1			
Voorhees Dist 3	Total	1261	688	54.56	296	354	4	3	1	1			
Voorhees Dist 4	Total	1158	509	43.96	151	296	2	1					
Voorhees Dist 5	Total	1339	722	53.92	181	465	10	3	2	1			
Voorhees Dist 6	Total	1285	679	52.84	337	284	5	2	3				
Voorhees Dist 7	Total	747	396	53.01	146	220	4	4	1				
Voorhees Dist 8	Total	1515	790	52.15	274	458	3	2	1	1			
Voorhees Dist 9	Total	1347	777	57.68	353	358	5	7	2	1			
Voorhees Dist 10	Total	989	545	55.11	212	278	11	1	1	3			
Voorhees Dist 11	Total	1008	544	53.97	273	232	2	1	3	4			
Voorhees Dist 12	Total	974	499	51.23	215	230	4	9	2				
Voorhees Dist 13	Total	1303	749	57.48	240	409	7	5	4	2			
Voorhees Dist 14	Total	850	496	58.35	175	257	12	1	4				

House of Representatives 1st District

		Registered	Ballots Cast	Turnout (%)	Bob PATTERSON	Donald W. NORCROSS	Scott John TOMASZEWSKI	William F. SJHR, IV	Michael BERMAN	Write-In				
Voorhees Dist 15	Total	1230	615	50.00	270	294	5	2	3	6				
Voorhees Dist 16	Total	781	446	57.11	216	197	3	2						
Voorhees Dist 17	Total	764	406	53.14	146	231	1		2					
Voorhees Dist 18	Total	1175	555	47.23	130	358	6	9	2	1				
Voorhees Dist 19	Total	999	433	43.34	167	220		1						
Voorhees Mail-In Ballot	Total	0	3224	0.00	1068	1855	43	19	14	4				
Voorhees Provisional	Total	0	284	0.00	94	140	3		2					
Voorhees Emergency Ballots	Total	0	0	0.00										
Voorhees Twp	Total	21393	14862	69.47	5530	7914	150	86	53	25				
Winslow W1 D1	Total	1039	588	56.59	304	217	7		2					
Winslow W1 D2	Total	1179	559	47.41	319	182	8	1	2					
Winslow W1 D3	Total	756	439	58.07	218	167	4	5		1				
Winslow W1 D4	Total	1338	754	56.35	317	359	9	4	3					
Winslow W1 D5	Total	1273	720	56.56	362	288	5	6	2	2				
Winslow W1 D6	Total	700	399	57.00	113	250	5	1	3					
Winslow Ward 1 Mail-In Ballot	Total	0	847	0.00	390	372	14	5	5	1				
Winslow Ward 1 Provisional	Total	0	60	0.00	24	28								
Winslow W1 Emergency Ballots	Total	0	0	0.00										
Winslow W2 D1	Total	1508	919	60.94	197	647	6	7	2					
Winslow W2 D2	Total	885	497	56.16	201	244	6	3	3					
Winslow W2 D3	Total	1525	887	58.16	284	482	12	4	2					
Winslow W2 D4	Total	1111	661	59.50	238	359	7	4	2					
Winslow W2 D5	Total	890	505	56.74	254	202	3	1	1					
Winslow W2 D6	Total	928	580	62.50	101	423	2	5	2	1				
Winslow Ward 2 Mail-In Ballot	Total	0	736	0.00	257	402	19	7	3	1				
Winslow Ward 2 Provisional	Total	0	87	0.00	31	42		1	1					
Winslow W2 Emergency Ballots	Total	0	0	0.00										
Winslow W3 D1	Total	1283	666	51.91	58	531	9	6	3	1				
Winslow W3 D2	Total	1397	780	55.83	48	657	12	3	3	3				
Winslow W3 D3	Total	1150	588	51.13	64	454	6	4	1					
Winslow W3 D4	Total	1119	636	56.84	95	478	10	3	1	1				
Winslow W3 D5	Total	1303	754	57.87	80	598	15	1	4	1				
Winslow Ward 3 Mail-In Ballot	Total	0	573	0.00	69	449	9	3	1	1				
Winslow Ward 3 Provisional	Total	0	61	0.00	4	43	2			1				
Winslow W3 Emergency Ballots	Total	0	0	0.00										
Winslow W4 D1	Total	775	425	54.84	172	209	9	3						
Winslow W4 D2	Total	1474	767	52.04	153	515	13	4	3	1				
Winslow W4 D3	Total	1663	931	55.98	258	579	11	4	2	1				
Winslow W4 D4	Total	1234	772	62.56	222	467	7	9	2	3				
Winslow W4 D5	Total	1413	800	56.62	181	546	7	3	4					
Winslow Ward 4 Mail-In Ballot	Total	0	818	0.00	227	518	9	8	3	4				
Winslow Ward 4 Provisional	Total	0	59	0.00	15	35	1	1						

House of Representatives 1st District

		Registered	Ballots Cast	Turnout (%)	Bob PATTERSON	Donald W. NORCROSS	Scott John TOMASZEWSKI	William F. SHR, IV	Michael BERMAN	Write-In			
Winslow W4 Emergency Ballots	Total	0	0	0.00									
Winslow Twp	Total	25943	17868	68.87	5256	10743	227	106	60	23			
Woodlynne Dist 1	Total	902	465	51.55	54	332	11	4	2				
Woodlynne Dist 2	Total	700	367	52.43	40	278	7	6	1	3			
Woodlynne Mail-In Ballot	Total	0	61	0.00	21	26	4	1					
Woodlynne Provisional	Total	0	39	0.00	3	29	1						
Woodlynne Emergency Ballots	Total	0	0	0.00									
Woodlynne Borough	Total	1602	932	58.18	118	665	23	11	3	3			
Fed Overseas 1st Cong Dist	Total	0	111	0.00	14	66	2	3	4				
Fed Overseas 1st Cong Dist	Total	0	111	0.00	14	66	2	3	4				
Total - TC-Election Day		340074	181869	53.48	56366	103843	2832	1350	777	239			
Total - TC-Emergency		340074	0	0.00									
Total - TC-Mail-In Ballot		340074	38891	11.44	11858	23118	669	245	165	81			
Total - TC-Provisional		340074	5449	1.60	1279	3198	76	37	23	5			
Total - TC-Rejected Ballots		340074	0	0.00									
Contest Total		340074	226209	66.52	69503	130159	3577	1632	965	325			

House of Representatives 2nd District

		Registered	Ballots Cast	Turnout (%)	Frank A. LO BIONDO	David H. COLE	James KEENAN	John ORDILLE	Gabriel Brian FRANCO	Eric BEECHWOOD	Steven FENICHEL	Write-In	
Waterford Dist 1	Total	1017	614	60.37	363	173	6	5	4	2	1		
Waterford Dist 2	Total	1192	650	54.53	329	264	5	6	2	2		1	
Waterford Dist 3	Total	1056	528	50.00	277	177	4	3	2	3			
Waterford Dist 4	Total	871	521	59.82	349	125	4	2		2			
Waterford Dist 5	Total	1019	520	51.03	243	215	4	5			2	1	
Waterford Dist 6	Total	1032	613	59.40	385	184		6					
Waterford Dist 7	Total	1164	695	59.71	445	168	1	8	1	2	3		
Waterford Dist 8	Total	314	203	64.65	120	59		7			1		
Waterford Mail-In Ballot	Total	0	821	0.00	420	331	8	7	4	1	8		
Waterford Provisional	Total	0	105	0.00	59	27	2	1					
Waterford Emergency Ballots	Total	0	0	0.00									
Waterford Twp	Total	7665	5270	68.75	2990	1723	34	50	13	12	15	2	
Fed Overseas 2nd Cong Dist	Total	0	0	0.00									
Fed Overseas 2 Cong Dist	Total	0	0	0.00									
Total - TC-Election Day		7665	4344	56.67	2511	1365	24	42	9	11	7	2	
Total - TC-Emergency		7665	0	0.00									
Total - TC-Mail-In Ballot		7665	821	10.71	420	331	8	7	4	1	8		
Total - TC-Provisional		7665	105	1.37	59	27	2	1					
Total - TC-Rejected Ballots		7665	0	0.00									
Contest Total		7665	5270	68.75	2990	1723	34	50	13	12	15	2	

Board of Chosen Freeholders

		Registered	Ballots Cast	Turnout (%)	Robert STONE	Claire H. GUSTAFSON	Edward T. MC DONNELL	Carmen G. RODRIGUEZ	Write-In				
Audubon Boro Dist 1	Total	759	473	62.32	156	156	255	240					
Audubon Boro Dist 2	Total	627	387	61.72	171	166	179	168					
Audubon Boro Dist 3	Total	970	603	62.16	204	198	326	305					
Audubon Boro Dist 4	Total	620	427	68.87	157	156	195	194	1				
Audubon Boro Dist 5	Total	927	557	60.09	196	185	293	282	2				
Audubon Boro Dist 6	Total	1091	663	60.77	245	239	333	331	1				
Audubon Boro Dist 7	Total	681	452	66.37	205	201	201	196					
Audubon Boro Dist 8	Total	857	520	60.68	208	204	249	234					
Audubon Boro Mail-In Ballot	Total	0	617	0.00	206	211	351	361	3				
Audubon Boro Provisional	Total	0	79	0.00	33	30	37	36	2				
Audubon Boro Emergency Ballots	Total	0	0	0.00									
Audubon Borough	Total	6532	4778	73.15	1781	1746	2419	2347	9				
Audubon Park Dist 1	Total	773	493	63.78	150	144	265	244					
Audubon Park Mail-In Ballot	Total	0	52	0.00	16	15	31	29					
Audubon Park Provisional	Total	0	7	0.00	3	2	2	3					
Audubon Park Emergency Ballots	Total	0	0	0.00									
Audubon Park Borough	Total	773	552	71.41	169	161	298	276					
Barrington Dist 1	Total	1187	730	61.50	293	282	354	348					
Barrington Dist 2	Total	825	452	54.79	195	185	203	201	2				
Barrington Dist 3	Total	1366	600	43.92	250	235	295	295					
Barrington Dist 4	Total	1366	717	52.49	269	249	350	349					
Barrington Dist 5	Total	535	311	58.13	140	136	146	142	1				
Barrington Mail-In Ballot	Total	0	551	0.00	209	211	300	295	2				
Barrington Provisional	Total	0	69	0.00	26	25	38	33					
Barrington Emergency Ballots	Total	0	0	0.00									
Barrington Borough	Total	5279	3430	64.97	1382	1323	1686	1663	5				
Bellmawr Dist 1	Total	1334	780	58.47	294	268	354	348	1				
Bellmawr Dist 2	Total	1113	691	62.08	250	242	341	328					
Bellmawr Dist 3	Total	978	606	61.96	214	192	278	259	3				
Bellmawr Dist 4	Total	978	568	58.08	207	191	262	250					
Bellmawr Dist 5	Total	957	494	51.62	180	168	229	225					
Bellmawr Dist 6	Total	1092	635	58.15	222	195	325	312	2				
Bellmawr Dist 7	Total	913	503	55.09	176	174	226	213					
Bellmawr Mail-In Ballot	Total	0	776	0.00	218	221	473	462	7				
Bellmawr Provisional	Total	0	107	0.00	33	32	46	46					
Bellmawr Emergency Ballots	Total	0	0	0.00									
Bellmawr Borough	Total	7365	5160	70.06	1794	1683	2534	2443	13				

Board of Chosen Freeholders

		Registered	Ballots Cast	Turnout (%)	Robert STONE	Claire H. GUSTAFSON	Edward T. MC DONNELL	Carmen G. RODRIGUEZ	Write-In				
Berlin Boro Dist 1	Total	870	432	49.66	197	193	175	163					
Berlin Boro Dist 2	Total	1265	745	58.89	374	355	264	258					
Berlin Boro Dist 3	Total	1317	737	55.96	312	304	318	307					
Berlin Boro Dist 4	Total	1241	717	57.78	293	293	294	268					
Berlin Boro Dist 5	Total	631	352	55.78	151	134	147	140					
Berlin Boro Mail-In Ballot	Total	0	752	0.00	325	322	330	332	1				
Berlin Boro Provisional	Total	0	83	0.00	33	31	34	29					
Berlin Boro Emergency Ballots	Total	0	0	0.00									
Berlin Borough	Total	5324	3818	71.71	1685	1632	1562	1497	1				
Berlin Twp Dist 1	Total	1308	715	54.66	254	245	351	358	2				
Berlin Twp Dist 2	Total	618	368	59.55	118	120	218	214					
Berlin Twp Dist 3	Total	615	322	52.36	135	128	141	137					
Berlin Twp Dist 4	Total	1177	639	54.29	265	264	267	275	1				
Berlin Twp Mail-In Ballot	Total	0	414	0.00	145	147	227	234					
Berlin Twp Provisional	Total	0	49	0.00	19	18	22	24					
Berlin Twp Emergency Ballots	Total	0	0	0.00									
Berlin Twp	Total	3718	2507	67.43	936	922	1226	1242	3				
Brooklawn Dist 1	Total	1255	721	57.45	243	218	379	374	2				
Brooklawn Mail-In Ballot	Total	0	78	0.00	26	25	47	42					
Brooklawn Provisional	Total	0	12	0.00	4	6	6	3					
Brooklawn Emergency Ballots	Total	0	0	0.00									
Brooklawn Borough	Total	1255	811	64.62	273	249	432	419	2				
Camden City W1 D1	Total	611	244	39.93	2	1	205	203					
Camden City W1 D2	Total	1267	487	38.44	17	15	372	398	2				
Camden City W1 D3	Total	1003	424	42.27	13	14	320	336					
Camden City W1 D4	Total	856	346	40.42	15	11	247	259					
Camden City W1 D5	Total	1182	420	35.53	21	13	338	343					
Camden City W1 D6	Total	1081	456	42.18	17	17	361	375					
Camden City W1 D7	Total	838	309	36.87	8	9	237	236					
Camden City W1 D8	Total	918	477	51.96	8	5	377	385	4				
Camden City W1 D9	Total	1602	624	38.95	31	24	460	475	1				
Camden City W1 D10	Total	819	354	43.22	16	11	268	266					
Camden City Ward 1 Mail-In Ballot	Total	0	542	0.00	34	35	439	457	4				
Camden City Ward 1 Provisional	Total	0	462	0.00	9	7	350	354					
Camden City W1 Emergency Ballots	Total	0	0	0.00									
Camden City W2 D1	Total	677	312	46.09	11	10	233	236					

Board of Chosen Freeholders

		Registered	Ballots Cast	Turnout (%)	Robert STONE	Claire H. GUSTAFSON	Edward T. MC DONNELL	Carmen G. RODRIGUEZ	Write-In				
Camden City W2 D2	Total	888	376	42.34	9	7	287	287	3				
Camden City W2 D3	Total	980	519	52.96	9	8	394	407					
Camden City W2 D4	Total	769	313	40.70	13	11	237	235					
Camden City W2 D5	Total	822	319	38.81	8	7	245	241					
Camden City W2 D6	Total	1443	594	41.16	15	10	453	463					
Camden City W2 D7	Total	1055	481	45.59	10	8	378	383	1				
Camden City W2 D8	Total	1536	601	39.13	12	13	471	475					
Camden City W2 D9	Total	1382	626	45.30	16	8	460	460	2				
Camden City W2 D10	Total	820	362	44.15	11	10	240	252	1				
Camden City W2 D11	Total	729	255	34.98	6	2	191	192					
Camden City Ward 2 Mail-In Ballot	Total	0	554	0.00	14	18	478	479	1				
Camden City Ward 2 Provisional	Total	0	399	0.00	5	4	282	301					
Camden City W2 Emergency Ballots	Total	0	0	0.00									
Camden City W3 D1	Total	1004	384	38.25	17	18	278	302	1				
Camden City W3 D2	Total	1311	609	46.45	27	24	442	459	2				
Camden City W3 D3	Total	858	381	44.41	23	20	278	284					
Camden City W3 D4	Total	1040	424	40.77	12	8	332	343					
Camden City W3 D5	Total	894	342	38.26	9	5	250	270					
Camden City W3 D6	Total	1126	501	44.49	17	17	372	389	4				
Camden City W3 D7	Total	1128	495	43.88	35	24	367	378					
Camden City W3 D8	Total	1200	502	41.83	30	28	344	368	2				
Camden City W3 D9	Total	1348	607	45.03	29	26	436	455					
Camden City Ward 3 Mail-In Ballot	Total	0	497	0.00	32	34	388	401					
Camden City Ward 3 Provisional	Total	0	324	0.00	19	14	206	230					
Camden City W3 Emergency Ballots	Total	0	0	0.00									
Camden City W4 D1	Total	895	392	43.80	7	9	304	326					
Camden City W4 D2	Total	1004	419	41.73	16	15	324	340					
Camden City W4 D3	Total	1086	404	37.20	13	11	286	304					
Camden City W4 D4	Total	1181	394	33.36	4	5	319	331					
Camden City W4 D5	Total	910	445	48.90	6	7	362	375	1				
Camden City W4 D6	Total	1191	500	41.98	35	27	346	380					
Camden City W4 D7	Total	1075	496	46.14	22	18	321	351					
Camden City W4 D8	Total	1153	487	42.24	31	23	353	382					
Camden City W4 D9	Total	1143	524	45.84	31	31	386	420					
Camden City W4 D10	Total	1030	378	36.70	30	33	275	301	4				
Camden City Ward 4 Mail-In Ballot	Total	0	451	0.00	39	37	360	380					
Camden City Ward 4 Provisional	Total	0	277	0.00	4	4	214	226					
Camden City W4 Emergency Ballots	Total	0	0	0.00									
City of Camden	Total	41855	21089	50.39	818	716	15866	16493	33				

Board of Chosen Freeholders

		Registered	Ballots Cast	Turnout (%)	Robert STONE	Claire H. GUSTAFSON	Edward T. MC DONNELL	Carmen G. RODRIGUEZ	Write-In					
Cherry Hill Dist 1	Total	1043	615	58.96	253	261	286	274						
Cherry Hill Dist 2	Total	1185	636	53.67	199	180	331	338	1					
Cherry Hill Dist 3	Total	1506	787	52.26	286	270	390	397						
Cherry Hill Dist 4	Total	1248	641	51.36	244	236	320	320	1					
Cherry Hill Dist 5	Total	1175	664	56.51	214	200	356	344	6					
Cherry Hill Dist 6	Total	921	510	55.37	203	194	214	225						
Cherry Hill Dist 7	Total	968	604	62.40	187	182	338	332						
Cherry Hill Dist 8	Total	1164	535	45.96	127	124	332	325						
Cherry Hill Dist 9	Total	1380	592	42.90	195	189	300	303						
Cherry Hill Dist 10	Total	1380	737	53.41	287	285	338	339	1					
Cherry Hill Dist 11	Total	1234	726	58.83	279	244	351	359	2					
Cherry Hill Dist 12	Total	1241	654	52.70	223	219	345	347	1					
Cherry Hill Dist 13	Total	1023	581	56.79	269	269	250	240						
Cherry Hill Dist 14	Total	845	531	62.84	227	219	242	236						
Cherry Hill Dist 15	Total	1277	644	50.43	200	187	342	349	1					
Cherry Hill Dist 16	Total	794	398	50.13	145	128	212	214						
Cherry Hill Dist 17	Total	1235	696	56.36	217	206	394	387	2					
Cherry Hill Dist 18	Total	871	432	49.60	157	159	222	216						
Cherry Hill Dist 19	Total	960	524	54.58	159	152	274	286						
Cherry Hill Dist 20	Total	1291	745	57.71	310	293	355	358	1					
Cherry Hill Dist 21	Total	1428	699	48.95	257	245	355	353						
Cherry Hill Dist 22	Total	1074	626	58.29	277	261	288	280	3					
Cherry Hill Dist 23	Total	1350	677	50.15	208	201	360	374	1					
Cherry Hill Dist 24	Total	1185	628	53.00	214	209	336	336						
Cherry Hill Dist 25	Total	1037	558	53.81	188	181	298	293	2					
Cherry Hill Dist 26	Total	1443	779	53.98	316	305	357	357						
Cherry Hill Dist 27	Total	1082	550	50.83	209	199	264	281						
Cherry Hill Dist 28	Total	1316	654	49.70	203	193	391	386						
Cherry Hill Dist 29	Total	1391	806	57.94	312	304	378	385	3					
Cherry Hill Dist 30	Total	720	371	51.53	91	94	230	230						
Cherry Hill Dist 31	Total	1318	670	50.83	180	175	369	376	1					
Cherry Hill Dist 32	Total	737	339	46.00	83	77	171	176	1					
Cherry Hill Dist 33	Total	1259	742	58.94	274	270	392	364	2					
Cherry Hill Dist 34	Total	1302	711	54.61	270	261	341	342						
Cherry Hill Dist 35	Total	1272	732	57.55	345	339	313	301						
Cherry Hill Dist 36	Total	1176	541	46.00	200	184	287	284	3					
Cherry Hill Dist 37	Total	1046	532	50.86	163	163	289	293						
Cherry Hill Dist 38	Total	853	446	52.29	127	125	276	275						
Cherry Hill Dist 39	Total	1209	597	49.38	179	168	340	336						
Cherry Hill Dist 40	Total	839	444	52.92	170	162	237	232						
Cherry Hill Dist 41	Total	920	450	48.91	159	159	220	215	1					
Cherry Hill Dist 42	Total	718	423	58.91	180	175	199	198						
Cherry Hill Dist 43	Total	1031	519	50.34	208	215	240	245	5					
Cherry Hill Dist 44	Total	1373	674	49.09	221	217	343	343						
Cherry Hill Dist 45	Total	1650	842	51.03	286	267	464	453						
Cherry Hill Dist 46	Total	1102	485	44.01	197	202	206	212						

Board of Chosen Freeholders

		Registered	Ballots Cast	Turnout (%)	Robert STONE	Claire H. GUSTAFSON	Edward T. MC DONNELL	Carmen G. RODRIGUEZ	Write-In				
Cherry Hill Dist 47	Total	980	507	51.73	133	118	309	316					
Cherry Hill Dist 48	Total	594	276	46.46	68	58	168	178					
Cherry Hill Mail-In Ballot	Total	0	8638	0.00	2787	2815	4968	4938	14				
Cherry Hill Provisional	Total	0	762	0.00	281	278	351	352	2				
Cherry Hill Emergency Ballots	Total	0	0	0.00									
Cherry Hill Twp	Total	54146	37930	70.05	13167	12817	19932	19893	54				
Chesilhurst Dist 1	Total	1120	575	51.34	122	118	365	363					
Chesilhurst Mail-In Ballot	Total	0	132	0.00	34	35	80	86					
Chesilhurst Provisional	Total	0	12	0.00	2	2	8	9					
Chesilhurst Emergency Ballots	Total	0	0	0.00									
Chesilhurst Borough	Total	1120	719	64.20	158	155	453	458					
Clementon Dist 1	Total	965	491	50.88	160	152	262	251					
Clementon Dist 2	Total	973	503	51.70	176	167	256	257	1				
Clementon Dist 3	Total	1205	637	52.86	203	187	351	371					
Clementon Mail-In Ballot	Total	0	284	0.00	90	96	164	166	2				
Clementon Provisional	Total	0	74	0.00	16	15	39	37					
Clementon Emergency Ballots	Total	0	0	0.00									
Clementon Borough	Total	3143	1989	63.28	645	617	1072	1082	3				
Collingswood Dist 1	Total	769	491	63.85	142	158	297	277					
Collingswood Dist 2	Total	1024	644	62.89	146	165	417	406					
Collingswood Dist 3	Total	577	330	57.19	65	69	212	209					
Collingswood Dist 4	Total	882	532	60.32	135	147	311	327					
Collingswood Dist 5	Total	1004	465	46.31	66	63	307	329					
Collingswood Dist 6	Total	719	466	64.81	158	178	238	226	1				
Collingswood Dist 7	Total	985	619	62.84	165	189	375	371	3				
Collingswood Dist 8	Total	874	483	55.26	106	122	309	313					
Collingswood Dist 9	Total	1319	714	54.13	161	167	443	465					
Collingswood Dist 10	Total	844	517	61.26	160	159	287	278					
Collingswood Dist 11	Total	902	522	57.87	150	162	309	289					
Collingswood Dist 12	Total	636	416	65.41	94	101	281	268					
Collingswood Mail-In Ballot	Total	0	1135	0.00	273	292	753	736	3				
Collingswood Provisional	Total	0	185	0.00	41	42	113	113					
Collingswood Emergency Ballots	Total	0	0	0.00									
Collingswood Borough	Total	10535	7519	71.37	1862	2014	4652	4607	7				
Gibbsboro Dist 1	Total	961	562	58.48	219	207	241	231	2				
Gibbsboro Dist 2	Total	791	473	59.80	197	188	193	192					

Board of Chosen Freeholders

		Registered	Ballots Cast	Turnout (%)	Robert STONE	Claire H. GUSTAFSON	Edward T. MC DONNELL	Carmen G. RODRIGUEZ	Write-In					
Gibbsboro Mail-In Ballot	Total	0	219	0.00	81	91	100	100						
Gibbsboro Provisional	Total	0	17	0.00	4	4	10	10						
Gibbsboro Emergency Ballots	Total	0	0	0.00										
Gibbsboro Borough	Total	1752	1271	72.55	501	490	544	533	2					
Gloucester City W1 D1	Total	815	379	46.50	113	104	199	212						
Gloucester City W1 D2	Total	703	372	52.92	141	132	185	185	2					
Gloucester City W1 D3	Total	652	392	60.12	165	141	166	164	1					
Gloucester City Ward 1 Mail-In Ballot	Total	0	167	0.00	50	52	94	92						
Gloucester City Ward 1 Provisional	Total	0	24	0.00	6	7	13	10						
Gloucester City W1 Emergency Ballots	Total	0	0	0.00										
Gloucester City W2 D1	Total	703	351	49.93	116	110	180	178	1					
Gloucester City W2 D2	Total	826	463	56.05	152	130	233	227						
Gloucester City W2 D3	Total	909	530	58.31	159	155	261	259	1					
Gloucester City Ward 2 Mail-In Ballot	Total	0	239	0.00	65	63	154	155						
Gloucester City Ward 2 Provisional	Total	0	29	0.00	6	5	19	19						
Gloucester City W2 Emergency Ballots	Total	0	0	0.00										
Gloucester City W3 D1	Total	976	456	46.72	138	127	249	247	4					
Gloucester City W3 D2	Total	1043	512	49.09	198	192	240	236						
Gloucester City Ward 3 Mail-In Ballot	Total	0	185	0.00	62	60	111	110						
Gloucester City Ward 3 Provisional	Total	0	24	0.00	13	11	8	9						
Gloucester City W3 Emergency Ballots	Total	0	0	0.00										
City of Gloucester	Total	6627	4123	62.22	1384	1289	2112	2103	9					
Gloucester Twp Dist 1	Total	644	378	58.70	177	164	154	149						
Gloucester Twp Dist 2	Total	703	435	61.88	175	167	181	185						
Gloucester Twp Dist 3	Total	833	436	52.34	198	194	178	175						
Gloucester Twp Dist 4	Total	1062	654	61.58	275	271	277	268	1					
Gloucester Twp Dist 5	Total	1257	635	50.52	215	203	315	319						
Gloucester Twp Dist 6	Total	1408	610	43.32	223	203	295	296						
Gloucester Twp Dist 7	Total	1097	644	58.71	289	271	264	261						
Gloucester Twp Dist 8	Total	1117	567	50.76	145	139	348	358						
Gloucester Twp Dist 9	Total	1257	722	57.44	329	298	299	305						
Gloucester Twp Dist 10	Total	905	496	54.81	219	208	189	184	2					
Gloucester Twp Dist 11	Total	1035	572	55.27	266	257	235	232	2					
Gloucester Twp Dist 12	Total	1171	663	56.62	300	281	282	274	3					
Gloucester Twp Dist 13	Total	1514	741	48.94	218	205	403	410	1					
Gloucester Twp Dist 14	Total	1143	590	51.62	116	107	383	376						

Board of Chosen Freeholders

		Registered	Ballots Cast	Turnout (%)	Robert STONE	Claire H. GUSTAFSON	Edward T. MC DONNELL	Carmen G. RODRIGUEZ	Write-In					
Gloucester Twp Dist 15	Total	1257	751	59.75	341	324	311	296						
Gloucester Twp Dist 16	Total	1160	656	56.55	316	309	256	248						
Gloucester Twp Dist 17	Total	2162	1012	46.81	252	240	596	626						
Gloucester Twp Dist 18	Total	1416	802	56.64	202	187	453	465	2					
Gloucester Twp Dist 19	Total	1335	805	60.30	303	277	390	394	1					
Gloucester Twp Dist 20	Total	1182	638	53.98	228	219	320	330						
Gloucester Twp Dist 21	Total	720	370	51.39	162	146	149	135						
Gloucester Twp Dist 22	Total	886	464	52.37	164	154	207	213						
Gloucester Twp Dist 23	Total	1215	673	55.39	123	119	396	434	3					
Gloucester Twp Dist 24	Total	1199	663	55.30	275	267	285	281	1					
Gloucester Twp Dist 25	Total	1183	667	56.38	301	284	268	260						
Gloucester Twp Dist 26	Total	907	550	60.64	249	224	240	232						
Gloucester Twp Dist 27	Total	990	532	53.74	209	207	241	250	1					
Gloucester Twp Dist 28	Total	1302	578	44.39	146	143	344	347						
Gloucester Twp Dist 29	Total	1302	797	61.21	315	283	379	374						
Gloucester Twp Dist 30	Total	1354	752	55.54	291	271	346	352						
Gloucester Twp Dist 31	Total	888	456	51.35	170	167	215	222						
Gloucester Twp Dist 32	Total	1229	660	53.70	218	217	347	358						
Gloucester Twp Dist 33	Total	1277	702	54.97	157	140	422	437						
Gloucester Twp Dist 34	Total	866	443	51.15	120	116	247	252						
Gloucester Twp Dist 35	Total	1373	817	59.50	243	233	417	431						
Gloucester Twp Dist 36	Total	954	551	57.76	198	198	277	280						
Gloucester Twp Dist 37	Total	522	263	50.38	27	25	189	196						
Gloucester Twp Dist 38	Total	570	333	58.42	84	81	201	203						
Gloucester Twp Dist 39	Total	566	300	53.00	124	125	128	133						
Gloucester Twp Dist 40	Total	1116	544	48.75	187	178	249	251						
Gloucester Twp Mail-In Ballot	Total	0	5429	0.00	1991	1982	2939	2927	6					
Gloucester Twp Provisional	Total	0	631	0.00	215	211	334	331	2					
Gloucester Twp Emergency Ballots	Total	0	0	0.00										
Gloucester Twp	Total	44077	29982	68.02	10756	10295	14949	15050	25					
Haddon Heights Dist 1	Total	764	492	64.40	221	226	218	218						
Haddon Heights Dist 2	Total	644	385	59.78	134	142	184	180	1					
Haddon Heights Dist 3	Total	1068	671	62.83	294	281	312	304	3					
Haddon Heights Dist 4	Total	627	354	56.46	179	172	138	141						
Haddon Heights Dist 5	Total	907	581	64.06	227	227	304	290						
Haddon Heights Dist 6	Total	920	560	60.87	233	232	268	264						
Haddon Heights Dist 7	Total	936	596	63.68	281	266	253	235						
Haddon Heights Mail-In Ballot	Total	0	822	0.00	310	315	432	449	4					
Haddon Heights Provisional	Total	0	57	0.00	24	21	28	28						
Haddon Heights Emergency Ballots	Total	0	0	0.00										
Haddon Heights Borough	Total	5866	4518	77.02	1903	1882	2137	2109	8					

Board of Chosen Freeholders

		Registered	Ballots Cast	Turnout (%)	Robert STONE	Claire H. GUSTAFSON	Edward T. MC DONNELL	Carmen G. RODRIGUEZ	Write-In					
Haddon Twp Dist 1	Total	701	458	65.34	178	174	229	224	1					
Haddon Twp Dist 2	Total	719	421	58.55	124	123	225	224	2					
Haddon Twp Dist 3	Total	1083	712	65.74	283	284	339	330	1					
Haddon Twp Dist 4	Total	691	442	63.97	151	138	241	223						
Haddon Twp Dist 5	Total	490	319	65.10	91	96	178	181	1					
Haddon Twp Dist 6	Total	675	412	61.04	153	149	189	176						
Haddon Twp Dist 7	Total	640	424	66.25	142	139	238	227						
Haddon Twp Dist 8	Total	923	527	57.10	188	179	277	282	2					
Haddon Twp Dist 9	Total	603	351	58.21	127	121	190	187	1					
Haddon Twp Dist 10	Total	680	399	58.68	159	154	176	179	1					
Haddon Twp Dist 11	Total	898	565	62.92	168	165	329	331	2					
Haddon Twp Dist 12	Total	1334	875	65.59	348	347	410	392	4					
Haddon Twp Dist 13	Total	661	400	60.51	164	164	189	186	1					
Haddon Twp Dist 14	Total	695	410	58.99	147	158	213	209						
Haddon Twp Dist 15	Total	681	397	58.30	129	123	225	222						
Haddon Twp Mail-In Ballot	Total	0	1358	0.00	427	443	794	775						
Haddon Twp Provisional	Total	0	130	0.00	40	39	72	66						
Haddon Twp Emergency Ballots	Total	0	0	0.00										
Haddon Twp	Total	11474	8600	74.95	3019	2996	4514	4414	16					
Haddonfield Dist 1	Total	1191	588	49.37	259	264	253	259						
Haddonfield Dist 2	Total	1335	668	50.04	247	238	334	336	2					
Haddonfield Dist 3	Total	928	504	54.31	165	163	283	295	2					
Haddonfield Dist 4	Total	778	393	50.51	207	214	137	134	4					
Haddonfield Dist 5	Total	677	317	46.82	174	185	102	103						
Haddonfield Dist 6	Total	975	544	55.79	245	238	246	254						
Haddonfield Dist 7	Total	956	511	53.45	185	188	271	276						
Haddonfield Dist 8	Total	1032	599	58.04	218	220	307	308	2					
Haddonfield Dist 9	Total	1103	661	59.93	242	232	339	343	1					
Haddonfield Dist 10	Total	803	436	54.30	197	193	194	195	1					
Haddonfield Mail-In Ballot	Total	0	1930	0.00	727	737	1017	1043	3					
Haddonfield Provisional	Total	0	129	0.00	60	62	55	51						
Haddonfield Emergency Ballots	Total	0	0	0.00										
Haddonfield Borough	Total	9778	7280	74.45	2926	2934	3538	3597	15					
Hi-Nella Dist 1	Total	587	332	56.56	123	113	162	178	1					
Hi Nella Mail-In Ballot	Total	0	50	0.00	12	11	32	29						
Hi Nella Provisional	Total	0	6	0.00	2	1	2	2						
Hi Nella Emergency Ballots	Total	0	0	0.00										
Hi-Nella Borough	Total	587	388	66.10	137	125	196	209	1					

Board of Chosen Freeholders

		Registered	Ballots Cast	Turnout (%)	Robert STONE	Claire H. GUSTAFSON	Edward T. MC DONNELL	Carmen G. RODRIGUEZ	Write-In					
Laurel Springs Dist 1	Total	621	368	59.26	153	135	171	168	1					
Laurel Springs Dist 2	Total	758	451	59.50	196	188	211	212						
Laurel Springs Mail-In Ballot	Total	0	148	0.00	49	47	85	83	1					
Laurel Springs Provisional	Total	0	19	0.00	6	6	11	9						
Laurel Springs Emergency Ballots	Total	0	0	0.00										
Laurel Springs Borough	Total	1379	986	71.50	404	376	478	472	2					
Lawnside Dist 1	Total	1112	639	57.46	13	12	544	547						
Lawnside Dist 2	Total	1165	671	57.60	19	15	535	523	4					
Lawnside Mail-In Ballot	Total	0	208	0.00	11	5	177	184						
Lawnside Provisional	Total	0	22	0.00	1	1	17	16						
Lawnside Emergency Ballots	Total	0	0	0.00										
Lawnside Borough	Total	2277	1540	67.63	44	33	1273	1270	4					
Lindenwold Dist 1	Total	1317	670	50.87	212	202	386	385	1					
Lindenwold Dist 2	Total	1139	569	49.96	170	166	325	315						
Lindenwold Dist 3	Total	927	489	52.75	126	113	311	313						
Lindenwold Dist 4	Total	1434	735	51.26	160	141	472	473	2					
Lindenwold Dist 5	Total	1326	562	42.38	67	64	409	431						
Lindenwold Dist 6	Total	1243	610	49.07	80	72	454	458						
Lindenwold Dist 7	Total	814	301	36.98	16	13	233	239						
Lindenwold Dist 8	Total	1380	644	46.67	88	81	466	482	1					
Lindenwold Dist 9	Total	631	339	53.72	76	69	222	223						
Lindenwold Mail-In Ballot	Total	0	969	0.00	232	217	638	643	2					
Lindenwold Provisional	Total	0	182	0.00	30	25	114	119	1					
Lindenwold Emergency Ballots	Total	0	0	0.00										
Lindenwold Borough	Total	10211	6070	59.45	1257	1163	4030	4081	7					
Magnolia Dist 1	Total	799	455	56.95	122	113	273	277						
Magnolia Dist 2	Total	617	373	60.45	118	110	207	216						
Magnolia Dist 3	Total	771	417	54.09	149	144	216	218	1					
Magnolia Dist 4	Total	771	460	59.66	145	140	261	262						
Magnolia Mail-In Ballot	Total	0	262	0.00	105	98	133	141						
Magnolia Provisional	Total	0	45	0.00	15	16	26	23						
Magnolia Emergency Ballots	Total	0	0	0.00										
Magnolia Borough	Total	2958	2012	68.02	654	621	1116	1137	1					
Merchantville Dist 1	Total	1168	670	57.36	221	206	338	346	5					
Merchantville Dist 2	Total	738	453	61.38	138	137	258	239						
Merchantville Dist 3	Total	800	425	53.13	110	103	254	264						

Board of Chosen Freeholders

		Registered	Ballots Cast	Turnout (%)	Robert STONE	Claire H. GUSTAFSON	Edward T. MC DONNELL	Carmen G. RODRIGUEZ	Write-In					
Merchantville Mail-In Ballot	Total	0	284	0.00	70	84	182	176						
Merchantville Provisional	Total	0	40	0.00	11	12	19	19						
Merchantville Emergency Ballots	Total	0	0	0.00										
Merchantville Borough	Total	2706	1872	69.18	550	542	1051	1044	5					
Mt Ephraim Dist 1	Total	743	463	62.31	161	150	242	231	1					
Mt Ephraim Dist 2	Total	860	546	63.49	194	185	272	267						
Mt Ephraim Dist 3	Total	841	472	56.12	196	177	195	193						
Mt Ephraim Dist 4	Total	816	432	52.94	152	149	203	205						
Mt. Ephraim Mail-In Ballot	Total	0	306	0.00	106	111	171	163						
Mt. Ephraim Provisional	Total	0	21	0.00	4	6	12	12						
Mt. Ephraim Emergency Ballots	Total	0	0	0.00										
Mt. Ephraim Borough	Total	3260	2240	68.71	813	778	1095	1071	1					
Oaklyn Dist 1	Total	667	403	60.42	113	124	230	214						
Oaklyn Dist 2	Total	832	456	54.81	132	133	255	251	2					
Oaklyn Dist 3	Total	749	442	59.01	167	171	203	191	4					
Oaklyn Dist 4	Total	707	459	64.92	149	160	254	229	4					
Oaklyn Mail-In Ballot	Total	0	270	0.00	81	87	162	166						
Oaklyn Provisional	Total	0	44	0.00	13	12	23	25						
Oaklyn Emergency Ballots	Total	0	0	0.00										
Oaklyn Borough	Total	2955	2074	70.19	655	687	1127	1076	10					
Pennsauken Dist 1	Total	1062	558	52.54	70	62	371	382						
Pennsauken Dist 2	Total	1529	872	57.03	60	55	662	702	1					
Pennsauken Dist 3	Total	1033	579	56.05	153	150	315	317	1					
Pennsauken Dist 4	Total	1383	719	51.99	95	89	484	494	1					
Pennsauken Dist 5	Total	768	467	60.81	136	123	265	256	2					
Pennsauken Dist 6	Total	1061	618	58.25	190	184	329	331	3					
Pennsauken Dist 7	Total	1319	735	55.72	111	104	466	486	1					
Pennsauken Dist 8	Total	886	517	58.35	109	100	313	312	2					
Pennsauken Dist 9	Total	948	429	45.25	86	79	255	269	4					
Pennsauken Dist 10	Total	881	516	58.57	120	114	316	329						
Pennsauken Dist 11	Total	963	563	58.46	170	169	303	314	1					
Pennsauken Dist 12	Total	818	472	57.70	68	65	313	331						
Pennsauken Dist 13	Total	958	551	57.52	160	151	304	311						
Pennsauken Dist 14	Total	1035	611	59.03	81	81	434	432	3					
Pennsauken Dist 15	Total	1185	621	52.41	71	58	405	435						
Pennsauken Dist 16	Total	777	403	51.87	32	25	291	309						
Pennsauken Dist 17	Total	1240	639	51.53	135	136	383	394	1					
Pennsauken Dist 18	Total	1297	776	59.83	222	214	434	426						

Board of Chosen Freeholders

		Registered	Ballots Cast	Turnout (%)	Robert STONE	Claire H. GUSTAFSON	Edward T. MC DONNELL	Carmen G. RODRIGUEZ	Write-In				
Pennsauken Dist 19	Total	615	329	53.50	69	67	187	209	3				
Pennsauken Dist 20	Total	831	458	55.11	24	19	365	377					
Pennsauken Dist 21	Total	717	391	54.53	81	78	237	249	2				
Pennsauken Dist 22	Total	812	453	55.79	97	97	291	287	2				
Pennsauken Dist 23	Total	793	440	55.49	109	101	248	257	5				
Pennsauken Dist 24	Total	611	311	50.90	19	17	223	225					
Pennsauken Mail-In Ballot	Total	0	1972	0.00	447	444	1331	1328	1				
Pennsauken Provisional	Total	0	304	0.00	34	30	207	221	1				
Pennsauken Emergency Ballots	Total	0	0	0.00									
Pennsauken Twp	Total	23522	15304	65.06	2949	2812	9732	9983	34				
Pine Hill Dist 1	Total	935	558	59.68	135	121	354	356					
Pine Hill Dist 2	Total	1152	634	55.03	238	219	307	300					
Pine Hill Dist 3	Total	1147	657	57.28	225	217	324	331	3				
Pine Hill Dist 4	Total	1236	593	47.98	89	92	413	430	2				
Pine Hill Dist 5	Total	1215	685	56.38	245	225	351	341	2				
Pine Hill Dist 6	Total	919	415	45.16	80	77	262	259					
Pine Hill Mail-In Ballot	Total	0	616	0.00	192	205	368	371	1				
Pine Hill Provisional	Total	0	75	0.00	12	10	54	54					
Pine Hill Emergency Ballots	Total	0	0	0.00									
Pine Hill Borough	Total	6604	4233	64.10	1216	1166	2433	2442	8				
Pine Valley Dist 1	Total	0	0	0.00									
Pine Valley Mail-In Ballot	Total	0	11	0.00	9	10	2	1					
Pine Valley Provisional	Total	0	0	0.00									
Pine Valley Borough	Total	0	11	0.00	9	10	2	1					
Runnemede Dist 1	Total	709	370	52.19	130	123	183	181	2				
Runnemede Dist 2	Total	992	534	53.83	199	190	232	233					
Runnemede Dist 3	Total	728	377	51.79	137	123	166	163					
Runnemede Dist 4	Total	879	521	59.27	185	171	251	255	1				
Runnemede Dist 5	Total	1280	650	50.78	216	217	323	326	3				
Runnemede Dist 6	Total	1089	624	57.30	241	220	291	278	1				
Runnemede Mail-In Ballot	Total	0	648	0.00	227	233	346	340					
Runnemede Provisional	Total	0	58	0.00	24	18	21	19					
Runnemede Emergency Ballots	Total	0	0	0.00									
Runnemede Borough	Total	5677	3782	66.62	1359	1295	1813	1795	7				
Somerdale Dist 1	Total	1377	778	56.50	244	220	431	440	2				
Somerdale Dist 2	Total	774	431	55.68	131	122	233	233					

Board of Chosen Freeholders

		Registered	Ballots Cast	Turnout (%)	Robert STONE	Claire H. GUSTAFSON	Edward T. MC DONNELL	Carmen G. RODRIGUEZ	Write-In					
Somerdale Dist 3	Total	748	425	56.82	71	71	295	293						
Somerdale Dist 4	Total	785	467	59.49	131	122	285	280	2					
Somerdale Mail-In Ballot	Total	0	362	0.00	96	99	220	223						
Somerdale Provisional	Total	0	41	0.00	10	10	21	24						
Somerdale Emergency Ballots	Total	0	0	0.00										
Somerdale Borough	Total	3684	2504	67.97	683	644	1485	1493	4					
Stratford Dist 1	Total	580	345	59.48	163	148	142	141						
Stratford Dist 2	Total	857	498	58.11	218	187	222	208	2					
Stratford Dist 3	Total	806	480	59.55	191	167	238	227	1					
Stratford Dist 4	Total	1027	574	55.89	260	245	248	227						
Stratford Dist 5	Total	620	306	49.35	75	68	175	180						
Stratford Dist 6	Total	807	488	60.47	200	184	212	195	2					
Stratford Mail-In Ballot	Total	0	585	0.00	203	192	332	316						
Stratford Provisional	Total	0	60	0.00	20	21	31	34						
Stratford Emergency Ballots	Total	0	0	0.00										
Stratford Borough	Total	4697	3336	71.02	1330	1212	1600	1528	5					
Tavistock Dist 1	Total	0	0	0.00										
Tavistock Mail-In Ballot	Total	0	8	0.00	5	5	2	2						
Tavistock Provisional	Total	0	0	0.00										
Tavistock Borough	Total	0	8	0.00	5	5	2	2						
Voorhees Dist 1	Total	1396	779	55.80	261	247	413	422						
Voorhees Dist 2	Total	1272	726	57.08	313	291	330	330	3					
Voorhees Dist 3	Total	1261	688	54.56	283	268	339	339						
Voorhees Dist 4	Total	1158	509	43.96	141	123	296	288						
Voorhees Dist 5	Total	1339	722	53.92	169	162	430	429	2					
Voorhees Dist 6	Total	1285	679	52.84	329	302	271	275						
Voorhees Dist 7	Total	747	396	53.01	165	164	195	189						
Voorhees Dist 8	Total	1515	790	52.15	269	262	442	443	2					
Voorhees Dist 9	Total	1347	777	57.68	339	332	356	344	1					
Voorhees Dist 10	Total	989	545	55.11	202	190	276	271						
Voorhees Dist 11	Total	1008	544	53.97	254	251	216	206	2					
Voorhees Dist 12	Total	974	499	51.23	224	215	219	215						
Voorhees Dist 13	Total	1303	749	57.48	225	205	370	367						
Voorhees Dist 14	Total	850	496	58.35	158	152	245	239						
Voorhees Dist 15	Total	1230	615	50.00	278	276	276	270						
Voorhees Dist 16	Total	781	446	57.11	208	206	179	176						
Voorhees Dist 17	Total	764	406	53.14	150	147	209	205						
Voorhees Dist 18	Total	1175	555	47.23	129	122	359	360						
Voorhees Dist 19	Total	999	433	43.34	153	155	202	207	2					
Voorhees Mail-In Ballot	Total	0	3224	0.00	1124	1122	1772	1793	3					

Board of Chosen Freeholders

		Registered	Ballots Cast	Turnout (%)	Robert STONE	Claire H. GUSTAFSON	Edward T. MC DONNELL	Carmen G. RODRIGUEZ	Write-In					
Voorhees Provisional	Total	0	284	0.00	97	90	129	131						
Voorhees Emergency Ballots	Total	0	0	0.00										
Voorhees Twp	Total	21393	14862	69.47	5471	5282	7524	7499	15					
Waterford Dist 1	Total	1017	614	60.37	308	291	197	186						
Waterford Dist 2	Total	1192	650	54.53	271	250	293	293						
Waterford Dist 3	Total	1056	528	50.00	241	224	190	185						
Waterford Dist 4	Total	871	521	59.82	276	260	166	156						
Waterford Dist 5	Total	1019	520	51.03	213	201	224	211	1					
Waterford Dist 6	Total	1032	613	59.40	342	322	197	181						
Waterford Dist 7	Total	1164	695	59.71	372	357	202	194						
Waterford Dist 8	Total	314	203	64.65	101	103	71	67						
Waterford Mail-In Ballot	Total	0	821	0.00	369	372	378	361						
Waterford Provisional	Total	0	105	0.00	56	56	28	26						
Waterford Emergency Ballots	Total	0	0	0.00										
Waterford Twp	Total	7665	5270	68.75	2549	2436	1946	1860	1					
Winslow W1 D1	Total	1039	588	56.59	302	292	190	196						
Winslow W1 D2	Total	1179	559	47.41	304	292	167	173						
Winslow W1 D3	Total	756	439	58.07	220	203	148	145	2					
Winslow W1 D4	Total	1338	754	56.35	321	298	323	326	1					
Winslow W1 D5	Total	1273	720	56.56	355	330	285	288	2					
Winslow W1 D6	Total	700	399	57.00	108	97	234	246						
Winslow Ward 1 Mail-In Ballot	Total	0	847	0.00	405	398	367	355	3					
Winslow Ward 1 Provisional	Total	0	60	0.00	24	24	27	25						
Winslow W1 Emergency Ballots	Total	0	0	0.00										
Winslow W2 D1	Total	1508	919	60.94	188	174	604	631						
Winslow W2 D2	Total	885	497	56.16	197	186	229	233	2					
Winslow W2 D3	Total	1525	887	58.16	285	268	444	445	1					
Winslow W2 D4	Total	1111	661	59.50	235	223	340	347						
Winslow W2 D5	Total	890	505	56.74	247	235	178	191						
Winslow W2 D6	Total	928	580	62.50	85	80	398	421						
Winslow Ward 2 Mail-In Ballot	Total	0	736	0.00	264	272	391	406	3					
Winslow Ward 2 Provisional	Total	0	87	0.00	31	31	39	39						
Winslow W2 Emergency Ballots	Total	0	0	0.00										
Winslow W3 D1	Total	1283	666	51.91	50	47	524	529	2					
Winslow W3 D2	Total	1397	780	55.83	52	44	600	627	2					
Winslow W3 D3	Total	1150	588	51.13	57	54	419	441	1					
Winslow W3 D4	Total	1119	636	56.84	97	86	435	449	3					
Winslow W3 D5	Total	1303	754	57.87	70	69	575	596						
Winslow Ward 3 Mail-In Ballot	Total	0	573	0.00	81	74	443	454	1					
Winslow Ward 3 Provisional	Total	0	61	0.00	4	4	46	47	1					

Board of Chosen Freeholders

		Registered	Ballots Cast	Turnout (%)	Robert STONE	Claire H. GUSTAFSON	Edward T. MC DONNELL	Carmen G. RODRIGUEZ	Write-In				
Winslow W3 Emergency Ballots	Total	0	0	0.00									
Winslow W4 D1	Total	775	425	54.84	186	173	179	183					
Winslow W4 D2	Total	1474	767	52.04	152	138	487	511					
Winslow W4 D3	Total	1663	931	55.98	244	225	569	574	2				
Winslow W4 D4	Total	1234	772	62.56	220	193	449	462	3				
Winslow W4 D5	Total	1413	800	56.62	164	154	533	534	1				
Winslow Ward 4 Mail-In Ballot	Total	0	818	0.00	225	235	519	522	5				
Winslow Ward 4 Provisional	Total	0	59	0.00	12	10	37	41					
Winslow W4 Emergency Ballots	Total	0	0	0.00									
Winslow Twp	Total	25943	17868	68.87	5185	4909	10179	10437	35				
Woodlynne Dist 1	Total	902	465	51.55	54	54	323	334	1				
Woodlynne Dist 2	Total	700	367	52.43	36	32	275	282					
Woodlynne Mail-In Ballot	Total	0	61	0.00	24	25	29	27					
Woodlynne Provisional	Total	0	39	0.00	3	3	27	30					
Woodlynne Emergency Ballots	Total	0	0	0.00									
Woodlynne Borough	Total	1602	932	58.18	117	114	654	673	1				
Total - TC-Election Day		347739	186213	53.55	56743	54272	101374	101930	267				
Total - TC-Emergency		347739	0	0.00									
Total - TC-Mail-In Ballot		347739	39601	11.39	12498	12603	23110	23133	70				
Total - TC-Provisional		347739	5554	1.60	1305	1256	3178	3236	9				
Total - TC-Rejected Ballots		347739	0	0.00									
Contest Total		347739	231368	66.53	70546	68131	127662	128299	346				

Audubon Park Council

		Registered	Ballots Cast	Turnout (%)	Dennis DELENGOWSKI	Gloria A. JONES	Write-In						
Audubon Park Dist 1	Total	773	493	63.78	275	272	5						
Audubon Park Mail-In Ballot	Total	0	52	0.00	34	32							
Audubon Park Provisional	Total	0	7	0.00	4	2							
Audubon Park Emergency Ballots	Total	0	0	0.00									
Audubon Park Borough	Total	773	552	71.41	313	306	5						
Total - TC-Election Day		773	493	63.78	275	272	5						
Total - TC-Emergency		773	0	0.00									
Total - TC-Mail-In Ballot		773	52	6.73	34	32							
Total - TC-Provisional		773	7	0.91	4	2							
Total - TC-Rejected Ballots		773	0	0.00									
Contest Total		773	552	71.41	313	306	5						

Barrington Council

		Registered	Ballots Cast	Turnout (%)	Wayne ROSENOLT	Michael BEACH	Write-In						
Barrington Dist 1	Total	1187	730	61.50	430	445	9						
Barrington Dist 2	Total	825	452	54.79	258	267	3						
Barrington Dist 3	Total	1366	600	43.92	387	370	8						
Barrington Dist 4	Total	1366	717	52.49	438	429	6						
Barrington Dist 5	Total	535	311	58.13	196	207							
Barrington Mail-In Ballot	Total	0	551	0.00	360	352	17						
Barrington Provisional	Total	0	69	0.00	42	42							
Barrington Emergency Ballots	Total	0	0	0.00									
Barrington Borough	Total	5279	3430	64.97	2111	2112	43						
Total - TC-Election Day		5279	2810	53.23	1709	1718	26						
Total - TC-Emergency		5279	0	0.00									
Total - TC-Mail-In Ballot		5279	551	10.44	360	352	17						
Total - TC-Provisional		5279	69	1.31	42	42							
Total - TC-Rejected Ballots		5279	0	0.00									
Contest Total		5279	3430	64.97	2111	2112	43						

Bellmawr Council

		Registered	Ballots Cast	Turnout (%)	James 'Jamie' CASEY	Raymond BIDER	Write-In							
Bellmawr Dist 1	Total	1334	780	58.47	466	457	7							
Bellmawr Dist 2	Total	1113	691	62.08	441	432	4							
Bellmawr Dist 3	Total	978	606	61.96	367	343	3							
Bellmawr Dist 4	Total	978	568	58.08	337	344	9							
Bellmawr Dist 5	Total	957	494	51.62	290	283	2							
Bellmawr Dist 6	Total	1092	635	58.15	416	385	10							
Bellmawr Dist 7	Total	913	503	55.09	276	280	6							
Bellmawr Mail-In Ballot	Total	0	776	0.00	542	548	12							
Bellmawr Provisional	Total	0	107	0.00	53	52	1							
Bellmawr Emergency Ballots	Total	0	0	0.00										
Bellmawr Borough	Total	7365	5160	70.06	3188	3124	54							
Total - TC-Election Day		7365	4277	58.07	2593	2524	41							
Total - TC-Emergency		7365	0	0.00										
Total - TC-Mail-In Ballot		7365	776	10.54	542	548	12							
Total - TC-Provisional		7365	107	1.45	53	52	1							
Total - TC-Rejected Ballots		7365	0	0.00										
Contest Total		7365	5160	70.06	3188	3124	54							

Berlin Boro Council

		Registered	Ballots Cast	Turnout (%)	Cecelia Micki ARMANO	John M. MITCHARD	Jim PEARCE	Dan MAC DONNELL	Write-In				
Berlin Boro Dist 1	Total	870	432	49.66	163	148	204	200	4				
Berlin Boro Dist 2	Total	1265	745	58.89	323	307	310	295					
Berlin Boro Dist 3	Total	1317	737	55.96	278	276	288	278	1				
Berlin Boro Dist 4	Total	1241	717	57.78	258	242	332	338					
Berlin Boro Dist 5	Total	631	352	55.78	125	114	150	157					
Berlin Boro Mail-In Ballot	Total	0	749	0.00	273	266	300	297					
Berlin Boro Provisional	Total	0	83	0.00	24	22	40	38					
Berlin Boro Emergency Ballots	Total	0	0	0.00									
Berlin Borough	Total	5324	3815	71.66	1444	1375	1624	1603	5				
Total - TC-Election Day		5324	2983	56.03	1147	1087	1284	1268	5				
Total - TC-Emergency		5324	0	0.00									
Total - TC-Mail-In Ballot		5324	749	14.07	273	266	300	297					
Total - TC-Provisional		5324	83	1.56	24	22	40	38					
Total - TC-Rejected Ballots		5324	0	0.00									
Contest Total		5324	3815	71.66	1444	1375	1624	1603	5				

Berlin Twp Council

		Registered	Ballots Cast	Turnout (%)	Christopher T. MORRIS	Marion BODANZA	Write-In							
Berlin Twp Dist 1	Total	1308	715	54.66	447	429	5							
Berlin Twp Dist 2	Total	618	368	59.55	255	257	5							
Berlin Twp Dist 3	Total	615	322	52.36	186	179	1							
Berlin Twp Dist 4	Total	1177	639	54.29	384	370	10							
Berlin Twp Mail-In Ballot	Total	0	414	0.00	275	271	9							
Berlin Twp Provisional	Total	0	49	0.00	27	31								
Berlin Twp Emergency Ballots	Total	0	0	0.00										
Berlin Twp	Total	3718	2507	67.43	1574	1537	30							
Total - TC-Election Day		3718	2044	54.98	1272	1235	21							
Total - TC-Emergency		3718	0	0.00										
Total - TC-Mail-In Ballot		3718	414	11.14	275	271	9							
Total - TC-Provisional		3718	49	1.32	27	31								
Total - TC-Rejected Ballots		3718	0	0.00										
Contest Total		3718	2507	67.43	1574	1537	30							

Brooklawn Council

		Registered	Ballots Cast	Turnout (%)	Greg GILBERT	Patrick MOSES	Write-In						
Brooklawn Dist 1	Total	1255	721	57.45	465	467	14						
Brooklawn Mail-In Ballot	Total	0	78	0.00	50	50							
Brooklawn Provisional	Total	0	12	0.00	6	6							
Brooklawn Emergency Ballots	Total	0	0	0.00									
Brooklawn Borough	Total	1255	811	64.62	521	523	14						
Total - TC-Election Day		1255	721	57.45	465	467	14						
Total - TC-Emergency		1255	0	0.00									
Total - TC-Mail-In Ballot		1255	78	6.22	50	50							
Total - TC-Provisional		1255	12	0.96	6	6							
Total - TC-Rejected Ballots		1255	0	0.00									
Contest Total		1255	811	64.62	521	523	14						

Camden City Council At Large UNEX

		Registered	Ballots Cast	Turnout (%)	Angel FUENTES	Gary C. FRAZIER, JR	Natalie L. RIVERA	Write-In						
Camden City W1 D1	Total	611	244	39.93	197	17	4							
Camden City W1 D2	Total	1267	487	38.44	388	26	7	1						
Camden City W1 D3	Total	1003	424	42.27	331	24	8							
Camden City W1 D4	Total	856	346	40.42	258	9	9							
Camden City W1 D5	Total	1182	420	35.53	348	15								
Camden City W1 D6	Total	1081	456	42.18	373	23	7	1						
Camden City W1 D7	Total	838	309	36.87	241	19	3							
Camden City W1 D8	Total	918	477	51.96	376	43	5	1						
Camden City W1 D9	Total	1602	624	38.95	469	40	11							
Camden City W1 D10	Total	819	354	43.22	267	22	8							
Camden City Ward 1 Mail-In Ballot	Total	0	542	0.00	420	28	15	2						
Camden City Ward 1 Provisional	Total	0	462	0.00	367	11	5							
Camden City W1 Emergency Ballots	Total	0	0	0.00										
Camden City W2 D1	Total	677	312	46.09	236	18	8							
Camden City W2 D2	Total	888	376	42.34	276	32	6	1						
Camden City W2 D3	Total	980	519	52.96	390	44	6	1						
Camden City W2 D4	Total	769	313	40.70	232	18	6	2						
Camden City W2 D5	Total	822	319	38.81	247	14	7							
Camden City W2 D6	Total	1443	594	41.16	467	32	9							
Camden City W2 D7	Total	1055	481	45.59	373	27	6	1						
Camden City W2 D8	Total	1536	601	39.13	467	33	6							
Camden City W2 D9	Total	1382	626	45.30	461	70	3	1						
Camden City W2 D10	Total	820	362	44.15	260	25	2							
Camden City W2 D11	Total	729	255	34.98	195	13	3							
Camden City Ward 2 Mail-In Ballot	Total	0	554	0.00	438	26	12	1						
Camden City Ward 2 Provisional	Total	0	399	0.00	273	15	9							
Camden City W2 Emergency Ballots	Total	0	0	0.00										
Camden City W3 D1	Total	1004	384	38.25	293	18	10	1						
Camden City W3 D2	Total	1311	609	46.45	480	14	11							
Camden City W3 D3	Total	858	381	44.41	275	22	7							
Camden City W3 D4	Total	1040	424	40.77	343	16	5							
Camden City W3 D5	Total	894	342	38.26	277	16	5							
Camden City W3 D6	Total	1126	501	44.49	393	20	15	2						
Camden City W3 D7	Total	1128	495	43.88	389	11	17							
Camden City W3 D8	Total	1200	502	41.83	366	16	11	5						
Camden City W3 D9	Total	1348	607	45.03	467	21	13							
Camden City Ward 3 Mail-In Ballot	Total	0	497	0.00	378	21	21							
Camden City Ward 3 Provisional	Total	0	324	0.00	230	11	5							
Camden City W3 Emergency Ballots	Total	0	0	0.00										
Camden City W4 D1	Total	895	392	43.80	313	11	9							
Camden City W4 D2	Total	1004	419	41.73	336	10	17							
Camden City W4 D3	Total	1086	404	37.20	298	11	8							

Camden City Council At Large UNEX

		Registered	Ballots Cast	Turnout (%)	Angel FUENTES	Gary C. FRAZIER, JR	Natalie L. RIVERA	Write-In						
Camden City W4 D4	Total	1181	394	33.36	332	9	5							
Camden City W4 D5	Total	910	445	48.90	377	12	6							
Camden City W4 D6	Total	1191	500	41.98	386	16	13							
Camden City W4 D7	Total	1075	496	46.14	364	5	11							
Camden City W4 D8	Total	1153	487	42.24	385	11	14							
Camden City W4 D9	Total	1143	524	45.84	409	14	18							
Camden City W4 D10	Total	1030	378	36.70	278	34	19	1						
Camden City Ward 4 Mail-In Ballot	Total	0	451	0.00	354	12	19							
Camden City Ward 4 Provisional	Total	0	277	0.00	225	6	4							
Camden City W4 Emergency Ballots	Total	0	0	0.00										
City of Camden	Total	41855	21089	50.39	16298	981	428	21						
Total - TC-Election Day		41855	17583	42.01	13613	851	338	18						
Total - TC-Emergency		41855	0	0.00										
Total - TC-Mail-In Ballot		41855	2044	4.88	1590	87	67	3						
Total - TC-Provisional		41855	1462	3.49	1095	43	23							
Total - TC-Rejected Ballots		41855	0	0.00										
Contest Total		41855	21089	50.39	16298	981	428	21						

Cherry Hill Council UNEX

		Registered	Ballots Cast	Turnout (%)	Federick 'Rick' SHORT	Carolyn M. JACOBS	Write-In							
Cherry Hill Dist 1	Total	1043	615	58.96	270	272								
Cherry Hill Dist 2	Total	1185	636	53.67	194	349								
Cherry Hill Dist 3	Total	1506	787	52.26	285	399								
Cherry Hill Dist 4	Total	1248	641	51.36	241	330								
Cherry Hill Dist 5	Total	1175	664	56.51	220	351								
Cherry Hill Dist 6	Total	921	510	55.37	212	211								
Cherry Hill Dist 7	Total	968	604	62.40	197	335	1							
Cherry Hill Dist 8	Total	1164	535	45.96	139	321								
Cherry Hill Dist 9	Total	1380	592	42.90	202	300	1							
Cherry Hill Dist 10	Total	1380	737	53.41	309	328	1							
Cherry Hill Dist 11	Total	1234	726	58.83	327	321								
Cherry Hill Dist 12	Total	1241	654	52.70	234	355	1							
Cherry Hill Dist 13	Total	1023	581	56.79	289	242								
Cherry Hill Dist 14	Total	845	531	62.84	239	236								
Cherry Hill Dist 15	Total	1277	644	50.43	207	350								
Cherry Hill Dist 16	Total	794	398	50.13	142	210								
Cherry Hill Dist 17	Total	1235	696	56.36	237	375								
Cherry Hill Dist 18	Total	871	432	49.60	161	219								
Cherry Hill Dist 19	Total	960	524	54.58	166	279	1							
Cherry Hill Dist 20	Total	1291	745	57.71	326	342								
Cherry Hill Dist 21	Total	1428	699	48.95	289	340								
Cherry Hill Dist 22	Total	1074	626	58.29	285	279								
Cherry Hill Dist 23	Total	1350	677	50.15	218	367								
Cherry Hill Dist 24	Total	1185	628	53.00	235	329								
Cherry Hill Dist 25	Total	1037	558	53.81	198	293	1							
Cherry Hill Dist 26	Total	1443	779	53.98	324	352	1							
Cherry Hill Dist 27	Total	1082	550	50.83	208	281	1							
Cherry Hill Dist 28	Total	1316	654	49.70	217	384								
Cherry Hill Dist 29	Total	1391	806	57.94	321	387	1							
Cherry Hill Dist 30	Total	720	371	51.53	114	225								
Cherry Hill Dist 31	Total	1318	670	50.83	188	379								
Cherry Hill Dist 32	Total	737	339	46.00	81	178	1							
Cherry Hill Dist 33	Total	1259	742	58.94	277	373	2							
Cherry Hill Dist 34	Total	1302	711	54.61	272	351	1							
Cherry Hill Dist 35	Total	1272	732	57.55	365	297	1							
Cherry Hill Dist 36	Total	1176	541	46.00	202	295								
Cherry Hill Dist 37	Total	1046	532	50.86	168	301								
Cherry Hill Dist 38	Total	853	446	52.29	121	286	1							
Cherry Hill Dist 39	Total	1209	597	49.38	187	346	1							
Cherry Hill Dist 40	Total	839	444	52.92	164	240								
Cherry Hill Dist 41	Total	920	450	48.91	152	227								
Cherry Hill Dist 42	Total	718	423	58.91	184	200								
Cherry Hill Dist 43	Total	1031	519	50.34	227	243								
Cherry Hill Dist 44	Total	1373	674	49.09	216	372								
Cherry Hill Dist 45	Total	1650	842	51.03	284	471								
Cherry Hill Dist 46	Total	1102	485	44.01	196	207								
Cherry Hill Dist 47	Total	980	507	51.73	143	314								
Cherry Hill Dist 48	Total	594	276	46.46	66	168								

Cherry Hill Council UNEX

		Registered	Ballots Cast	Turnout (%)	Frederick 'Rick' SHORT	Carolyn M. JACOBS	Write-In							
Cherry Hill Mail-In Ballot	Total	0	8638	0.00	2755	5045	6							
Cherry Hill Provisional	Total	0	762	0.00	281	354	1							
Cherry Hill Emergency Ballots	Total	0	0	0.00										
Cherry Hill Twp	Total	54146	37930	70.05	13535	20009	23							
Total - TC-Election Day		54146	28530	52.69	10499	14610	16							
Total - TC-Emergency		54146	0	0.00										
Total - TC-Mail-In Ballot		54146	8638	15.95	2755	5045	6							
Total - TC-Provisional		54146	762	1.41	281	354	1							
Total - TC-Rejected Ballots		54146	0	0.00										
Contest Total		54146	37930	70.05	13535	20009	23							

Chesilhurst Council

		Registered	Ballots Cast	Turnout (%)	Karen CHEW	Russell HIRN, SR.	Samuel WHITE, JR.	Dawn R. SAYERS	Write-In					
Chesilhurst Dist 1	Total	1120	575	51.34	319	305	172	142	1					
Chesilhurst Mail-In Ballot	Total	0	132	0.00	72	74	32	31						
Chesilhurst Provisional	Total	0	12	0.00	8	9	2	1						
Chesilhurst Emergency Ballots	Total	0	0	0.00										
Chesilhurst Borough	Total	1120	719	64.20	399	388	206	174	1					
Total - TC-Election Day		1120	575	51.34	319	305	172	142	1					
Total - TC-Emergency		1120	0	0.00										
Total - TC-Mail-In Ballot		1120	132	11.79	72	74	32	31						
Total - TC-Provisional		1120	12	1.07	8	9	2	1						
Total - TC-Rejected Ballots		1120	0	0.00										
Contest Total		1120	719	64.20	399	388	206	174	1					

Clementon Council

		Registered	Ballots Cast	Turnout (%)	Keith CYBULSKI	Gary SAUNDERS	Jonathan FISHER	Thomas M. SHAW	Write-In				
Clementon Dist 1	Total	965	491	50.88	178	193	241	243					
Clementon Dist 2	Total	973	503	51.70	178	177	273	268	1				
Clementon Dist 3	Total	1205	637	52.86	191	210	365	353	3				
Clementon Mail-In Ballot	Total	0	284	0.00	100	111	163	152					
Clementon Provisional	Total	0	74	0.00	16	19	41	39					
Clementon Emergency Ballots	Total	0	0	0.00									
Clementon Borough	Total	3143	1989	63.28	663	710	1083	1055	4				
Total - TC-Election Day		3143	1631	51.89	547	580	879	864	4				
Total - TC-Emergency		3143	0	0.00									
Total - TC-Mail-In Ballot		3143	284	9.04	100	111	163	152					
Total - TC-Provisional		3143	74	2.35	16	19	41	39					
Total - TC-Rejected Ballots		3143	0	0.00									
Contest Total		3143	1989	63.28	663	710	1083	1055	4				

Gibbsboro Council

		Registered	Ballots Cast	Turnout (%)	Michael HAUBER	Gerald BONSALE	Mitchell BROWN	Write-In						
Gibbsboro Dist 1	Total	961	562	58.48	152	242	256	8						
Gibbsboro Dist 2	Total	791	473	59.80	147	198	198	2						
Gibbsboro Mail-In Ballot	Total	0	216	0.00	45	80	106							
Gibbsboro Provisional	Total	0	17	0.00	4	4	6							
Gibbsboro Emergency Ballots	Total	0	0	0.00										
Gibbsboro Borough	Total	1752	1268	72.37	348	524	566	10						
Total - TC-Election Day		1752	1035	59.08	299	440	454	10						
Total - TC-Emergency		1752	0	0.00										
Total - TC-Mail-In Ballot		1752	216	12.33	45	80	106							
Total - TC-Provisional		1752	17	0.97	4	4	6							
Total - TC-Rejected Ballots		1752	0	0.00										
Contest Total		1752	1268	72.37	348	524	566	10						

Gloucester City Council At Large

		Registered	Ballots Cast	Turnout (%)	John HUTCHINSON	Bruce PARRY	Patrick KEATING	Write-In						
Gloucester City W1 D1	Total	815	379	46.50	240	241	243	4						
Gloucester City W1 D2	Total	703	372	52.92	241	248	248	6						
Gloucester City W1 D3	Total	652	392	60.12	223	224	225	12						
Gloucester City Ward 1 Mail-In Ballot	Total	0	167	0.00	115	117	120	5						
Gloucester City Ward 1 Provisional	Total	0	24	0.00	13	13	14							
Gloucester City W1 Emergency Ballots	Total	0	0	0.00										
Gloucester City W2 D1	Total	703	351	49.93	204	202	204	19						
Gloucester City W2 D2	Total	826	463	56.05	294	306	300	9						
Gloucester City W2 D3	Total	909	530	58.31	334	334	336	13						
Gloucester City Ward 2 Mail-In Ballot	Total	0	239	0.00	184	191	190	5						
Gloucester City Ward 2 Provisional	Total	0	29	0.00	19	20	17							
Gloucester City W2 Emergency Ballots	Total	0	0	0.00										
Gloucester City W3 D1	Total	976	456	46.72	273	288	281	3						
Gloucester City W3 D2	Total	1043	512	49.09	310	308	318	15						
Gloucester City Ward 3 Mail-In Ballot	Total	0	185	0.00	117	126	118	2						
Gloucester City Ward 3 Provisional	Total	0	24	0.00	12	12	12							
Gloucester City W3 Emergency Ballots	Total	0	0	0.00										
City of Gloucester	Total	6627	4123	62.22	2579	2630	2626	93						
Total - TC-Election Day		6627	3455	52.14	2119	2151	2155	81						
Total - TC-Emergency		6627	0	0.00										
Total - TC-Mail-In Ballot		6627	591	8.92	416	434	428	12						
Total - TC-Provisional		6627	77	1.16	44	45	43							
Total - TC-Rejected Ballots		6627	0	0.00										
Contest Total		6627	4123	62.22	2579	2630	2626	93						

Haddon Heights Council

		Registered	Ballots Cast	Turnout (%)	Susan R. GRIFFITH	Vincent M. CEROLI	Bryan SCHROEDER	Chris LINARIS	Write-In					
Haddon Heights Dist 1	Total	764	492	64.40	235	219	236	227						
Haddon Heights Dist 2	Total	644	385	59.78	138	128	206	198	2					
Haddon Heights Dist 3	Total	1068	671	62.83	343	315	290	302						
Haddon Heights Dist 4	Total	627	354	56.46	193	181	136	139						
Haddon Heights Dist 5	Total	907	581	64.06	250	237	299	294	2					
Haddon Heights Dist 6	Total	920	560	60.87	262	242	264	264						
Haddon Heights Dist 7	Total	936	596	63.68	331	313	227	231						
Haddon Heights Mail-In Ballot	Total	0	822	0.00	375	323	427	427						
Haddon Heights Provisional	Total	0	57	0.00	27	26	25	25						
Haddon Heights Emergency Ballots	Total	0	0	0.00										
Haddon Heights Borough	Total	5866	4518	77.02	2154	1984	2110	2107	4					
Total - TC-Election Day		5866	3639	62.04	1752	1635	1658	1655	4					
Total - TC-Emergency		5866	0	0.00										
Total - TC-Mail-In Ballot		5866	822	14.01	375	323	427	427						
Total - TC-Provisional		5866	57	0.97	27	26	25	25						
Total - TC-Rejected Ballots		5866	0	0.00										
Contest Total		5866	4518	77.02	2154	1984	2110	2107	4					

Hi-Nella Council

		Registered	Ballots Cast	Turnout (%)	Write-In	Cathrine Connolly	Kris U Muska						
Hi-Nella Dist 1	Total	587	332	56.56	3	3	3						
Hi Nella Mail-In Ballot	Total	0	50	0.00									
Hi Nella Provisional	Total	0	6	0.00									
Hi Nella Emergency Ballots	Total	0	0	0.00									
Hi-Nella Borough	Total	587	388	66.10	3	3	3						
Total - TC-Election Day		587	332	56.56	3	3	3						
Total - TC-Emergency		587	0	0.00									
Total - TC-Mail-In Ballot		587	50	8.52									
Total - TC-Provisional		587	6	1.02									
Total - TC-Rejected Ballots		587	0	0.00									
Contest Total		587	388	66.10	3	3	3						

Laurel Springs Council

		Registered	Ballots Cast	Turnout (%)	Gene LETTS	Kendra MOCHEL	Write-In						
Laurel Springs Dist 1	Total	621	368	59.26	212	223	5						
Laurel Springs Dist 2	Total	758	451	59.50	295	296	7						
Laurel Springs Mail-In Ballot	Total	0	147	0.00	95	100	3						
Laurel Springs Provisional	Total	0	19	0.00	14	12							
Laurel Springs Emergency Ballots	Total	0	0	0.00									
Laurel Springs Borough	Total	1379	985	71.43	616	631	15						
Total - TC-Election Day		1379	819	59.39	507	519	12						
Total - TC-Emergency		1379	0	0.00									
Total - TC-Mail-In Ballot		1379	147	10.66	95	100	3						
Total - TC-Provisional		1379	19	1.38	14	12							
Total - TC-Rejected Ballots		1379	0	0.00									
Contest Total		1379	985	71.43	616	631	15						

Lawnside Council

		Registered	Ballots Cast	Turnout (%)	Steve POLLARD	Robert LEE	Write-In							
Lawnside Dist 1	Total	1112	639	57.46	554	549								
Lawnside Dist 2	Total	1165	671	57.60	525	528	7							
Lawnside Mail-In Ballot	Total	0	208	0.00	177	178	2							
Lawnside Provisional	Total	0	22	0.00	17	16								
Lawnside Emergency Ballots	Total	0	0	0.00										
Lawnside Borough	Total	2277	1540	67.63	1273	1271	9							
Total - TC-Election Day		2277	1310	57.53	1079	1077	7							
Total - TC-Emergency		2277	0	0.00										
Total - TC-Mail-In Ballot		2277	208	9.13	177	178	2							
Total - TC-Provisional		2277	22	0.97	17	16								
Total - TC-Rejected Ballots		2277	0	0.00										
Contest Total		2277	1540	67.63	1273	1271	9							

Lindenwold Council UNEX

		Registered	Ballots Cast	Turnout (%)	Linda M. HESS	Write-In								
Lindenwold Dist 1	Total	1317	670	50.87	454	2								
Lindenwold Dist 2	Total	1139	569	49.96	373	2								
Lindenwold Dist 3	Total	927	489	52.75	351	1								
Lindenwold Dist 4	Total	1434	735	51.26	555	1								
Lindenwold Dist 5	Total	1326	562	42.38	438	1								
Lindenwold Dist 6	Total	1243	610	49.07	499	1								
Lindenwold Dist 7	Total	814	301	36.98	236									
Lindenwold Dist 8	Total	1380	644	46.67	506	4								
Lindenwold Dist 9	Total	631	339	53.72	249	1								
Lindenwold Mail-In Ballot	Total	0	969	0.00	672	3								
Lindenwold Provisional	Total	0	182	0.00	118	1								
Lindenwold Emergency Ballots	Total	0	0	0.00										
Lindenwold Borough	Total	10211	6070	59.45	4451	17								
Total - TC-Election Day		10211	4919	48.17	3661	13								
Total - TC-Emergency		10211	0	0.00										
Total - TC-Mail-In Ballot		10211	969	9.49	672	3								
Total - TC-Provisional		10211	182	1.78	118	1								
Total - TC-Rejected Ballots		10211	0	0.00										
Contest Total		10211	6070	59.45	4451	17								

Lindenwold Council

		Registered	Ballots Cast	Turnout (%)	Joseph C. STRIPPOLI	Joseph DI DOMENICO	Write-In						
Lindenwold Dist 1	Total	1317	670	50.87	454	454	2						
Lindenwold Dist 2	Total	1139	569	49.96	380	379	6						
Lindenwold Dist 3	Total	927	489	52.75	351	342	4						
Lindenwold Dist 4	Total	1434	735	51.26	534	532	2						
Lindenwold Dist 5	Total	1326	562	42.38	435	429							
Lindenwold Dist 6	Total	1243	610	49.07	491	491							
Lindenwold Dist 7	Total	814	301	36.98	241	229							
Lindenwold Dist 8	Total	1380	644	46.67	495	498	3						
Lindenwold Dist 9	Total	631	339	53.72	252	246	1						
Lindenwold Mail-In Ballot	Total	0	969	0.00	694	692	8						
Lindenwold Provisional	Total	0	182	0.00	118	121							
Lindenwold Emergency Ballots	Total	0	0	0.00									
Lindenwold Borough	Total	10211	6070	59.45	4445	4413	26						
Total - TC-Election Day		10211	4919	48.17	3633	3600	18						
Total - TC-Emergency		10211	0	0.00									
Total - TC-Mail-In Ballot		10211	969	9.49	694	692	8						
Total - TC-Provisional		10211	182	1.78	118	121							
Total - TC-Rejected Ballots		10211	0	0.00									
Contest Total		10211	6070	59.45	4445	4413	26						

Magnolia Council

		Registered	Ballots Cast	Turnout (%)	Paula BONAMASSA	Anthony DE PRINCE	Write-In							
Magnolia Dist 1	Total	799	455	56.95	326	331	7							
Magnolia Dist 2	Total	617	373	60.45	247	249	7							
Magnolia Dist 3	Total	771	417	54.09	282	296	2							
Magnolia Dist 4	Total	771	460	59.66	320	320	6							
Magnolia Mail-In Ballot	Total	0	262	0.00	178	177	12							
Magnolia Provisional	Total	0	45	0.00	30	25								
Magnolia Emergency Ballots	Total	0	0	0.00										
Magnolia Borough	Total	2958	2012	68.02	1383	1398	34							
Total - TC-Election Day		2958	1705	57.64	1175	1196	22							
Total - TC-Emergency		2958	0	0.00										
Total - TC-Mail-In Ballot		2958	262	8.86	178	177	12							
Total - TC-Provisional		2958	45	1.52	30	25								
Total - TC-Rejected Ballots		2958	0	0.00										
Contest Total		2958	2012	68.02	1383	1398	34							

Merchantville Council

		Registered	Ballots Cast	Turnout (%)	Anthony J. PERNO, III	Griffin T. KIDD	Write-In						
Merchantville Dist 1	Total	1168	670	57.36	419	403	14						
Merchantville Dist 2	Total	738	453	61.38	292	288	3						
Merchantville Dist 3	Total	800	425	53.13	279	276	9						
Merchantville Mail-In Ballot	Total	0	284	0.00	194	193	5						
Merchantville Provisional	Total	0	40	0.00	22	22							
Merchantville Emergency Ballots	Total	0	0	0.00									
Merchantville Borough	Total	2706	1872	69.18	1206	1182	31						
Total - TC-Election Day		2706	1548	57.21	990	967	26						
Total - TC-Emergency		2706	0	0.00									
Total - TC-Mail-In Ballot		2706	284	10.50	194	193	5						
Total - TC-Provisional		2706	40	1.48	22	22							
Total - TC-Rejected Ballots		2706	0	0.00									
Contest Total		2706	1872	69.18	1206	1182	31						

Oaklyn Council

		Registered	Ballots Cast	Turnout (%)	Robert SKOWRONEK	Krista EGAN	Write-In						
Oaklyn Dist 1	Total	667	403	60.42	269	280	3						
Oaklyn Dist 2	Total	832	456	54.81	296	306	2						
Oaklyn Dist 3	Total	749	442	59.01	267	271	26						
Oaklyn Dist 4	Total	707	459	64.92	304	315	32						
Oaklyn Mail-In Ballot	Total	0	270	0.00	183	184	4						
Oaklyn Provisional	Total	0	44	0.00	29	29							
Oaklyn Emergency Ballots	Total	0	0	0.00									
Oaklyn Borough	Total	2955	2074	70.19	1348	1385	67						
Total - TC-Election Day		2955	1760	59.56	1136	1172	63						
Total - TC-Emergency		2955	0	0.00									
Total - TC-Mail-In Ballot		2955	270	9.14	183	184	4						
Total - TC-Provisional		2955	44	1.49	29	29							
Total - TC-Rejected Ballots		2955	0	0.00									
Contest Total		2955	2074	70.19	1348	1385	67						

Pennsauken Twp. Committee

		Registered	Ballots Cast	Turnout (%)	Rick TAYLOR	Write-In							
Pennsauken Dist 1	Total	1062	558	52.54	398	33							
Pennsauken Dist 2	Total	1529	872	57.03	708	26							
Pennsauken Dist 3	Total	1033	579	56.05	372	71							
Pennsauken Dist 4	Total	1383	719	51.99	553	21							
Pennsauken Dist 5	Total	768	467	60.81	283	61							
Pennsauken Dist 6	Total	1061	618	58.25	382	65							
Pennsauken Dist 7	Total	1319	735	55.72	503	67							
Pennsauken Dist 8	Total	886	517	58.35	352	55							
Pennsauken Dist 9	Total	948	429	45.25	285	26							
Pennsauken Dist 10	Total	881	516	58.57	366	36							
Pennsauken Dist 11	Total	963	563	58.46	355	52							
Pennsauken Dist 12	Total	818	472	57.70	332	43							
Pennsauken Dist 13	Total	958	551	57.52	346	79							
Pennsauken Dist 14	Total	1035	611	59.03	468	47							
Pennsauken Dist 15	Total	1185	621	52.41	450	37							
Pennsauken Dist 16	Total	777	403	51.87	329	4							
Pennsauken Dist 17	Total	1240	639	51.53	444	40							
Pennsauken Dist 18	Total	1297	776	59.83	478	135							
Pennsauken Dist 19	Total	615	329	53.50	217	37							
Pennsauken Dist 20	Total	831	458	55.11	402	6							
Pennsauken Dist 21	Total	717	391	54.53	275	20							
Pennsauken Dist 22	Total	812	453	55.79	329	4							
Pennsauken Dist 23	Total	793	440	55.49	285	39							
Pennsauken Dist 24	Total	611	311	50.90	222	21							
Pennsauken Mail-In Ballot	Total	0	1972	0.00	1472	91							
Pennsauken Provisional	Total	0	304	0.00	215	23							
Pennsauken Emergency Ballots	Total	0	0	0.00									
Pennsauken Twp	Total	23522	15304	65.06	10821	1139							
Total - TC-Election Day		23522	13028	55.39	9134	1025							
Total - TC-Emergency		23522	0	0.00									
Total - TC-Mail-In Ballot		23522	1972	8.38	1472	91							
Total - TC-Provisional		23522	304	1.29	215	23							
Total - TC-Rejected Ballots		23522	0	0.00									
Contest Total		23522	15304	65.06	10821	1139							

Pine Hill Council

		Registered	Ballots Cast	Turnout (%)	Charles E. WARRINGTON, JR.	Terence G. BURKE	Write-In						
Pine Hill Dist 1	Total	935	558	59.68	393	400	2						
Pine Hill Dist 2	Total	1152	634	55.03	381	374	7						
Pine Hill Dist 3	Total	1147	657	57.28	394	383	11						
Pine Hill Dist 4	Total	1236	593	47.98	451	437	5						
Pine Hill Dist 5	Total	1215	685	56.38	430	423	11						
Pine Hill Dist 6	Total	919	415	45.16	281	273							
Pine Hill Mail-In Ballot	Total	0	616	0.00	432	430	9						
Pine Hill Provisional	Total	0	75	0.00	61	62							
Pine Hill Emergency Ballots	Total	0	0	0.00									
Pine Hill Borough	Total	6604	4233	64.10	2823	2782	45						
Total - TC-Election Day		6604	3542	53.63	2330	2290	36						
Total - TC-Emergency		6604	0	0.00									
Total - TC-Mail-In Ballot		6604	616	9.33	432	430	9						
Total - TC-Provisional		6604	75	1.14	61	62							
Total - TC-Rejected Ballots		6604	0	0.00									
Contest Total		6604	4233	64.10	2823	2782	45						

Runnemed Council

		Registered	Ballots Cast	Turnout (%)	Robert D. FARRELL	Michael ROOT	Write-In						
Runnemed Dist 1	Total	709	370	52.19	229	223	5						
Runnemed Dist 2	Total	992	534	53.83	304	308	3						
Runnemed Dist 3	Total	728	377	51.79	216	212	3						
Runnemed Dist 4	Total	879	521	59.27	310	306	11						
Runnemed Dist 5	Total	1280	650	50.78	406	389	4						
Runnemed Dist 6	Total	1089	624	57.30	354	345	14						
Runnemed Mail-In Ballot	Total	0	648	0.00	415	411	3						
Runnemed Provisional	Total	0	58	0.00	27	28							
Runnemed Emergency Ballots	Total	0	0	0.00									
Runnemed Borough	Total	5677	3782	66.62	2261	2222	43						
Total - TC-Election Day		5677	3076	54.18	1819	1783	40						
Total - TC-Emergency		5677	0	0.00									
Total - TC-Mail-In Ballot		5677	648	11.41	415	411	3						
Total - TC-Provisional		5677	58	1.02	27	28							
Total - TC-Rejected Ballots		5677	0	0.00									
Contest Total		5677	3782	66.62	2261	2222	43						

Somerdale Council

		Registered	Ballots Cast	Turnout (%)	Edward J. KAIN	David A. ALEXANDER	Write-In						
Somerdale Dist 1	Total	1377	778	56.50	529	526	3						
Somerdale Dist 2	Total	774	431	55.68	273	269	1						
Somerdale Dist 3	Total	748	425	56.82	315	311	2						
Somerdale Dist 4	Total	785	467	59.49	337	319	3						
Somerdale Mail-In Ballot	Total	0	362	0.00	240	244	2						
Somerdale Provisional	Total	0	41	0.00	25	25							
Somerdale Emergency Ballots	Total	0	0	0.00									
Somerdale Borough	Total	3684	2504	67.97	1719	1694	11						
Total - TC-Election Day		3684	2101	57.03	1454	1425	9						
Total - TC-Emergency		3684	0	0.00									
Total - TC-Mail-In Ballot		3684	362	9.83	240	244	2						
Total - TC-Provisional		3684	41	1.11	25	25							
Total - TC-Rejected Ballots		3684	0	0.00									
Contest Total		3684	2504	67.97	1719	1694	11						

Stratford Council

		Registered	Ballots Cast	Turnout (%)	Holly TATE	AI ADOLF	Linda HALL	Tina LOMANNO	Write-In					
Stratford Dist 1	Total	580	345	59.48	152	134	173	170						
Stratford Dist 2	Total	857	498	58.11	196	158	267	258	1					
Stratford Dist 3	Total	806	480	59.55	177	167	253	245						
Stratford Dist 4	Total	1027	574	55.89	247	231	284	277	2					
Stratford Dist 5	Total	620	306	49.35	70	59	186	185	1					
Stratford Dist 6	Total	807	488	60.47	199	185	253	243	3					
Stratford Mail-In Ballot	Total	0	585	0.00	232	214	332	308						
Stratford Provisional	Total	0	60	0.00	23	18	36	34						
Stratford Emergency Ballots	Total	0	0	0.00										
Stratford Borough	Total	4697	3336	71.02	1296	1166	1784	1720	7					
Total - TC-Election Day		4697	2691	57.29	1041	934	1416	1378	7					
Total - TC-Emergency		4697	0	0.00										
Total - TC-Mail-In Ballot		4697	585	12.45	232	214	332	308						
Total - TC-Provisional		4697	60	1.28	23	18	36	34						
Total - TC-Rejected Ballots		4697	0	0.00										
Contest Total		4697	3336	71.02	1296	1166	1784	1720	7					

Voorhees Twp. Committee

		Registered	Ballots Cast	Turnout (%)	Michael FRIEDMAN	Thomas A. FANELLI	Write-In							
Voorhees Dist 1	Total	1396	779	55.80	324	391								
Voorhees Dist 2	Total	1272	726	57.08	361	321								
Voorhees Dist 3	Total	1261	688	54.56	378	277								
Voorhees Dist 4	Total	1158	509	43.96	151	294								
Voorhees Dist 5	Total	1339	722	53.92	183	449								
Voorhees Dist 6	Total	1285	679	52.84	408	226								
Voorhees Dist 7	Total	747	396	53.01	258	125	1							
Voorhees Dist 8	Total	1515	790	52.15	329	410	1							
Voorhees Dist 9	Total	1347	777	57.68	434	290								
Voorhees Dist 10	Total	989	545	55.11	262	252								
Voorhees Dist 11	Total	1008	544	53.97	338	167	1							
Voorhees Dist 12	Total	974	499	51.23	254	202	1							
Voorhees Dist 13	Total	1303	749	57.48	313	341								
Voorhees Dist 14	Total	850	496	58.35	210	224								
Voorhees Dist 15	Total	1230	615	50.00	368	231								
Voorhees Dist 16	Total	781	446	57.11	278	138								
Voorhees Dist 17	Total	764	406	53.14	203	176								
Voorhees Dist 18	Total	1175	555	47.23	147	355								
Voorhees Dist 19	Total	999	433	43.34	215	174								
Voorhees Mail-In Ballot	Total	0	3224	0.00	1429	1586	1							
Voorhees Provisional	Total	0	284	0.00	128	117								
Voorhees Emergency Ballots	Total	0	0	0.00										
Voorhees Twp	Total	21393	14862	69.47	6971	6746	5							
Total - TC-Election Day		21393	11354	53.07	5414	5043	4							
Total - TC-Emergency		21393	0	0.00										
Total - TC-Mail-In Ballot		21393	3224	15.07	1429	1586	1							
Total - TC-Provisional		21393	284	1.33	128	117								
Total - TC-Rejected Ballots		21393	0	0.00										
Contest Total		21393	14862	69.47	6971	6746	5							

Waterford Twp. Committee

		Registered	Ballots Cast	Turnout (%)	William A. RICHARDSON, JR.	Mary L. SURA	Rick T. YEATMAN, SR.	Fred A. SCHINDLER	Write-In				
Waterford Dist 1	Total	1017	614	60.37	323	310	212	220					
Waterford Dist 2	Total	1192	650	54.53	296	263	301	304	1				
Waterford Dist 3	Total	1056	528	50.00	243	222	211	227					
Waterford Dist 4	Total	871	521	59.82	310	281	152	171					
Waterford Dist 5	Total	1019	520	51.03	225	206	227	225	1				
Waterford Dist 6	Total	1032	613	59.40	337	325	215	227					
Waterford Dist 7	Total	1164	695	59.71	371	364	238	240	3				
Waterford Dist 8	Total	314	203	64.65	104	97	81	79					
Waterford Mail-In Ballot	Total	0	821	0.00	368	336	408	416					
Waterford Provisional	Total	0	105	0.00	56	59	24	30					
Waterford Emergency Ballots	Total	0	0	0.00									
Waterford Twp	Total	7665	5270	68.75	2633	2463	2069	2139	5				
Total - TC-Election Day		7665	4344	56.67	2209	2068	1637	1693	5				
Total - TC-Emergency		7665	0	0.00									
Total - TC-Mail-In Ballot		7665	821	10.71	368	336	408	416					
Total - TC-Provisional		7665	105	1.37	56	59	24	30					
Total - TC-Rejected Ballots		7665	0	0.00									
Contest Total		7665	5270	68.75	2633	2463	2069	2139	5				

Woodlynne Council

		Registered	Ballots Cast	Turnout (%)	William VALLE	Joseph CHUKWUEKE	Write-In						
Woodlynne Dist 1	Total	902	465	51.55	337	335	13						
Woodlynne Dist 2	Total	700	367	52.43	286	279	8						
Woodlynne Mail-In Ballot	Total	0	61	0.00	30	33	3						
Woodlynne Provisional	Total	0	39	0.00	29	28	3						
Woodlynne Emergency Ballots	Total	0	0	0.00									
Woodlynne Borough	Total	1602	932	58.18	682	675	27						
Total - TC-Election Day		1602	832	51.94	623	614	21						
Total - TC-Emergency		1602	0	0.00									
Total - TC-Mail-In Ballot		1602	61	3.81	30	33	3						
Total - TC-Provisional		1602	39	2.43	29	28	3						
Total - TC-Rejected Ballots		1602	0	0.00									
Contest Total		1602	932	58.18	682	675	27						

Local BOE- Audubon

		Registered	Ballots Cast	Turnout (%)	Joseph RYAN	Everett 'Ed' SIMPSON	Robert O. LEE	Annemie DAVIS	Write-In				
Audubon Boro Dist 1	Total	759	473	62.32	185	192	179	226	2				
Audubon Boro Dist 2	Total	627	387	61.72	157	164	149	190	1				
Audubon Boro Dist 3	Total	970	603	62.16	234	236	213	272	2				
Audubon Boro Dist 4	Total	620	427	68.87	189	181	173	211	3				
Audubon Boro Dist 5	Total	927	557	60.09	221	222	198	261	3				
Audubon Boro Dist 6	Total	1091	663	60.77	266	260	240	326	3				
Audubon Boro Dist 7	Total	681	452	66.37	193	184	160	187	1				
Audubon Boro Dist 8	Total	857	520	60.68	187	249	183	252	4				
Audubon Boro Mail-In Ballot	Total	0	617	0.00	314	255	275	333	8				
Audubon Boro Provisional	Total	0	79	0.00	30	27	23	32	1				
Audubon Boro Emergency Ballots	Total	0	0	0.00									
Audubon Borough	Total	6532	4778	73.15	1976	1970	1793	2290	28				
Audubon Park Dist 1	Total	773	493	63.78	177	146	130	129					
Audubon Park Mail-In Ballot	Total	0	52	0.00	25	22	23	22					
Audubon Park Provisional	Total	0	7	0.00	1	1	1						
Audubon Park Emergency Ballots	Total	0	0	0.00									
Audubon Park Borough	Total	773	552	71.41	203	169	154	151					
Total - TC-Election Day		7305	4575	62.63	1809	1834	1625	2054	19				
Total - TC-Emergency		7305	0	0.00									
Total - TC-Mail-In Ballot		7305	669	9.16	339	277	298	355	8				
Total - TC-Provisional		7305	86	1.18	31	28	24	32	1				
Total - TC-Rejected Ballots		7305	0	0.00									
Contest Total		7305	5330	72.96	2179	2139	1947	2441	28				

Local BOE- Barrington Boro

		Registered	Ballots Cast	Turnout (%)	Robert J. KLOPP	Holly M. BISHOP MC CAULEY	Carla BOLLING	Write-In					
Barrington Dist 1	Total	1187	730	61.50	406	387	390	5					
Barrington Dist 2	Total	825	452	54.79	223	218	210						
Barrington Dist 3	Total	1366	600	43.92	327	321	308	6					
Barrington Dist 4	Total	1366	717	52.49	331	325	314	5					
Barrington Dist 5	Total	535	311	58.13	192	182	177	1					
Barrington Mail-In Ballot	Total	0	551	0.00	337	329	326	35					
Barrington Provisional	Total	0	69	0.00	36	38	35	1					
Barrington Emergency Ballots	Total	0	0	0.00									
Barrington Borough	Total	5279	3430	64.97	1852	1800	1760	53					
Total - TC-Election Day		5279	2810	53.23	1479	1433	1399	17					
Total - TC-Emergency		5279	0	0.00									
Total - TC-Mail-In Ballot		5279	551	10.44	337	329	326	35					
Total - TC-Provisional		5279	69	1.31	36	38	35	1					
Total - TC-Rejected Ballots		5279	0	0.00									
Contest Total		5279	3430	64.97	1852	1800	1760	53					

Black Horse Pike Regional Member BOE-Bellmawr

		Registered	Ballots Cast	Turnout (%)	Bill MURRAY	Write-In							
Bellmawr Dist 1	Total	1334	780	58.47	385	3							
Bellmawr Dist 2	Total	1113	691	62.08	396								
Bellmawr Dist 3	Total	978	606	61.96	331	2							
Bellmawr Dist 4	Total	978	568	58.08	322	4							
Bellmawr Dist 5	Total	957	494	51.62	269	4							
Bellmawr Dist 6	Total	1092	635	58.15	360	5							
Bellmawr Dist 7	Total	913	503	55.09	236	1							
Bellmawr Mail-In Ballot	Total	0	776	0.00	502	10							
Bellmawr Provisional	Total	0	107	0.00	53	1							
Bellmawr Emergency Ballots	Total	0	0	0.00									
Bellmawr Borough	Total	7365	5160	70.06	2854	30							
Total - TC-Election Day		7365	4277	58.07	2299	19							
Total - TC-Emergency		7365	0	0.00									
Total - TC-Mail-In Ballot		7365	776	10.54	502	10							
Total - TC-Provisional		7365	107	1.45	53	1							
Total - TC-Rejected Ballots		7365	0	0.00									
Contest Total		7365	5160	70.06	2854	30							

Local BOE- Bellmawr Boro

		Registered	Ballots Cast	Turnout (%)	Patrick MURRAY	Eric HOBAN	Write-In							
Bellmawr Dist 1	Total	1334	780	58.47	364	338	3							
Bellmawr Dist 2	Total	1113	691	62.08	365	342	3							
Bellmawr Dist 3	Total	978	606	61.96	300	282	3							
Bellmawr Dist 4	Total	978	568	58.08	301	312	7							
Bellmawr Dist 5	Total	957	494	51.62	254	225	7							
Bellmawr Dist 6	Total	1092	635	58.15	339	298	9							
Bellmawr Dist 7	Total	913	503	55.09	219	213	1							
Bellmawr Mail-In Ballot	Total	0	776	0.00	494	504	23							
Bellmawr Provisional	Total	0	107	0.00	48	44	1							
Bellmawr Emergency Ballots	Total	0	0	0.00										
Bellmawr Borough	Total	7365	5160	70.06	2684	2558	57							
Total - TC-Election Day		7365	4277	58.07	2142	2010	33							
Total - TC-Emergency		7365	0	0.00										
Total - TC-Mail-In Ballot		7365	776	10.54	494	504	23							
Total - TC-Provisional		7365	107	1.45	48	44	1							
Total - TC-Rejected Ballots		7365	0	0.00										
Contest Total		7365	5160	70.06	2684	2558	57							

Eastern Cam Co Regional Member BOE Berlin Boro

		Registered	Ballots Cast	Turnout (%)	Robert DE CICCIO	Write-In							
Berlin Boro Dist 1	Total	870	432	49.66	258	3							
Berlin Boro Dist 2	Total	1265	745	58.89	470								
Berlin Boro Dist 3	Total	1317	737	55.96	467	1							
Berlin Boro Dist 4	Total	1241	717	57.78	449	6							
Berlin Boro Dist 5	Total	631	352	55.78	208	1							
Berlin Boro Mail-In Ballot	Total	0	752	0.00	454	4							
Berlin Boro Provisional	Total	0	83	0.00	49	1							
Berlin Boro Emergency Ballots	Total	0	0	0.00									
Berlin Borough	Total	5324	3818	71.71	2355	16							
Total - TC-Election Day		5324	2983	56.03	1852	11							
Total - TC-Emergency		5324	0	0.00									
Total - TC-Mail-In Ballot		5324	752	14.12	454	4							
Total - TC-Provisional		5324	83	1.56	49	1							
Total - TC-Rejected Ballots		5324	0	0.00									
Contest Total		5324	3818	71.71	2355	16							

Local BOE Berlin Boro UNEX

		Registered	Ballots Cast	Turnout (%)	Lisa ASARE	Write-In							
Berlin Boro Dist 1	Total	870	432	49.66	252	3							
Berlin Boro Dist 2	Total	1265	745	58.89	455								
Berlin Boro Dist 3	Total	1317	737	55.96	465	4							
Berlin Boro Dist 4	Total	1241	717	57.78	432	2							
Berlin Boro Dist 5	Total	631	352	55.78	208	1							
Berlin Boro Mail-In Ballot	Total	0	752	0.00	434	5							
Berlin Boro Provisional	Total	0	83	0.00	49								
Berlin Boro Emergency Ballots	Total	0	0	0.00									
Berlin Borough	Total	5324	3818	71.71	2295	15							
Total - TC-Election Day		5324	2983	56.03	1812	10							
Total - TC-Emergency		5324	0	0.00									
Total - TC-Mail-In Ballot		5324	752	14.12	434	5							
Total - TC-Provisional		5324	83	1.56	49								
Total - TC-Rejected Ballots		5324	0	0.00									
Contest Total		5324	3818	71.71	2295	15							

Local BOE- Berlin Boro

		Registered	Ballots Cast	Turnout (%)	Dennis J. QUINN	Rebecca HOLLAND	Write-In	Lisa Kehoe						
Berlin Boro Dist 1	Total	870	432	49.66	234	240	11	3						
Berlin Boro Dist 2	Total	1265	745	58.89	413	422	9	1						
Berlin Boro Dist 3	Total	1317	737	55.96	413	429	19							
Berlin Boro Dist 4	Total	1241	717	57.78	411	412	13	13						
Berlin Boro Dist 5	Total	631	352	55.78	187	193	9	1						
Berlin Boro Mail-In Ballot	Total	0	752	0.00	426	435	29							
Berlin Boro Provisional	Total	0	83	0.00	44	48	3							
Berlin Boro Emergency Ballots	Total	0	0	0.00										
Berlin Borough	Total	5324	3818	71.71	2128	2179	93	18						
Total - TC-Election Day		5324	2983	56.03	1658	1696	61	18						
Total - TC-Emergency		5324	0	0.00										
Total - TC-Mail-In Ballot		5324	752	14.12	426	435	29							
Total - TC-Provisional		5324	83	1.56	44	48	3							
Total - TC-Rejected Ballots		5324	0	0.00										
Contest Total		5324	3818	71.71	2128	2179	93	18						

Local BOE- Berlin Township

		Registered	Ballots Cast	Turnout (%)	Aida FIGUEROA	Cynthia MOZEE	Jeffrey D. SOUZA	Write-In						
Berlin Twp Dist 1	Total	1308	715	54.66	290	295	314	7						
Berlin Twp Dist 2	Total	618	368	59.55	168	169	163	3						
Berlin Twp Dist 3	Total	615	322	52.36	141	141	140	2						
Berlin Twp Dist 4	Total	1177	639	54.29	271	266	275	3						
Berlin Twp Mail-In Ballot	Total	0	414	0.00	258	268	262	10						
Berlin Twp Provisional	Total	0	49	0.00	21	19	16	1						
Berlin Twp Emergency Ballots	Total	0	0	0.00										
Berlin Twp	Total	3718	2507	67.43	1149	1158	1170	26						
Total - TC-Election Day		3718	2044	54.98	870	871	892	15						
Total - TC-Emergency		3718	0	0.00										
Total - TC-Mail-In Ballot		3718	414	11.14	258	268	262	10						
Total - TC-Provisional		3718	49	1.32	21	19	16	1						
Total - TC-Rejected Ballots		3718	0	0.00										
Contest Total		3718	2507	67.43	1149	1158	1170	26						

Local BOE- Brooklawn Boro

		Registered	Ballots Cast	Turnout (%)	Angel RODRIGUEZ	Colin MAC ADAMS	Write-In							
Brooklawn Dist 1	Total	1255	721	57.45	377	445	9							
Brooklawn Mail-In Ballot	Total	0	78	0.00	50	56	6							
Brooklawn Provisional	Total	0	12	0.00	7	6								
Brooklawn Emergency Ballots	Total	0	0	0.00										
Brooklawn Borough	Total	1255	811	64.62	434	507	15							
Total - TC-Election Day		1255	721	57.45	377	445	9							
Total - TC-Emergency		1255	0	0.00										
Total - TC-Mail-In Ballot		1255	78	6.22	50	56	6							
Total - TC-Provisional		1255	12	0.96	7	6								
Total - TC-Rejected Ballots		1255	0	0.00										
Contest Total		1255	811	64.62	434	507	15							

Local BOE- Cherry Hill Township

		Registered	Ballots Cast	Turnout (%)	Ruth SCHULTZ	Ian MORRIS	Edward WANG	Steven ROBBINS	Fredrick DANDE	Joseph GERACE	Jane SCARPELLINO	Write-In		
Cherry Hill Dist 1	Total	1043	615	58.96	158	96	146	95	79	137	179	2		
Cherry Hill Dist 2	Total	1185	636	53.67	196	85	152	115	70	93	157	4		
Cherry Hill Dist 3	Total	1506	787	52.26	245	138	190	125	86	144	195	3		
Cherry Hill Dist 4	Total	1248	641	51.36	195	102	144	119	59	76	169	5		
Cherry Hill Dist 5	Total	1175	664	56.51	182	118	168	102	66	94	173	1		
Cherry Hill Dist 6	Total	921	510	55.37	136	80	126	103	57	91	168	6		
Cherry Hill Dist 7	Total	968	604	62.40	182	143	178	102	99	82	145	5		
Cherry Hill Dist 8	Total	1164	535	45.96	174	91	149	61	51	88	128	1		
Cherry Hill Dist 9	Total	1380	592	42.90	184	99	155	107	57	81	158	1		
Cherry Hill Dist 10	Total	1380	737	53.41	223	119	173	111	102	122	214	1		
Cherry Hill Dist 11	Total	1234	726	58.83	240	147	202	125	87	134	177	11		
Cherry Hill Dist 12	Total	1241	654	52.70	214	123	162	105	83	106	171	4		
Cherry Hill Dist 13	Total	1023	581	56.79	205	101	152	109	64	100	196	6		
Cherry Hill Dist 14	Total	845	531	62.84	179	86	132	104	61	86	154	2		
Cherry Hill Dist 15	Total	1277	644	50.43	185	99	136	139	72	123	194	3		
Cherry Hill Dist 16	Total	794	398	50.13	115	77	116	125	45	74	160	3		
Cherry Hill Dist 17	Total	1235	696	56.36	216	103	171	142	83	124	195	5		
Cherry Hill Dist 18	Total	871	432	49.60	141	80	97	97	46	68	136	4		
Cherry Hill Dist 19	Total	960	524	54.58	136	82	139	116	32	66	175	1		
Cherry Hill Dist 20	Total	1291	745	57.71	225	108	188	162	106	134	254	3		
Cherry Hill Dist 21	Total	1428	699	48.95	224	132	188	114	78	124	193	3		
Cherry Hill Dist 22	Total	1074	626	58.29	221	120	170	119	76	123	190	13		
Cherry Hill Dist 23	Total	1350	677	50.15	228	122	182	97	79	88	156	4		
Cherry Hill Dist 24	Total	1185	628	53.00	191	120	157	131	80	124	193	4		
Cherry Hill Dist 25	Total	1037	558	53.81	178	101	144	95	65	138	157	6		
Cherry Hill Dist 26	Total	1443	779	53.98	251	168	285	137	82	121	203	1		
Cherry Hill Dist 27	Total	1082	550	50.83	175	107	142	149	54	71	215	2		
Cherry Hill Dist 28	Total	1316	654	49.70	208	127	221	170	58	80	222	2		
Cherry Hill Dist 29	Total	1391	806	57.94	243	154	254	111	85	105	198	4		
Cherry Hill Dist 30	Total	720	371	51.53	120	78	104	114	27	47	136			
Cherry Hill Dist 31	Total	1318	670	50.83	210	123	138	92	68	80	147	2		
Cherry Hill Dist 32	Total	737	339	46.00	111	53	71	52	36	35	72			
Cherry Hill Dist 33	Total	1259	742	58.94	271	204	255	113	94	104	179	3		
Cherry Hill Dist 34	Total	1302	711	54.61	185	120	237	154	63	94	221	4		
Cherry Hill Dist 35	Total	1272	732	57.55	209	133	184	145	91	133	257	7		
Cherry Hill Dist 36	Total	1176	541	46.00	203	131	181	114	48	51	151	4		
Cherry Hill Dist 37	Total	1046	532	50.86	143	100	169	130	41	64	189	2		
Cherry Hill Dist 38	Total	853	446	52.29	130	88	148	137	26	64	193	1		
Cherry Hill Dist 39	Total	1209	597	49.38	181	119	182	186	41	89	203			
Cherry Hill Dist 40	Total	839	444	52.92	149	89	126	143	47	60	189	3		
Cherry Hill Dist 41	Total	920	450	48.91	118	69	97	72	50	59	117	1		
Cherry Hill Dist 42	Total	718	423	58.91	133	81	103	89	62	86	142	1		
Cherry Hill Dist 43	Total	1031	519	50.34	165	121	200	148	47	88	185	2		
Cherry Hill Dist 44	Total	1373	674	49.09	221	115	243	134	63	85	179			
Cherry Hill Dist 45	Total	1650	842	51.03	254	143	256	145	110	119	230	1		
Cherry Hill Dist 46	Total	1102	485	44.01	137	92	148	76	38	57	123	2		
Cherry Hill Dist 47	Total	980	507	51.73	180	112	137	117	38	54	163			
Cherry Hill Dist 48	Total	594	276	46.46	88	40	61	56	24	33	90	1		

Local BOE- Cherry Hill Township

		Registered	Ballots Cast	Turnout (%)	Ruth SCHULTZ	Ian MORRIS	Edward WANG	Steven ROBBINS	Fredrick DANDE	Joseph GERACE	Jane SCARPELLINO	Write-In		
Cherry Hill Mail-In Ballot	Total	0	8638	0.00	2905	1692	2578	2062	1035	1552	3170	102		
Cherry Hill Provisional	Total	0	762	0.00	202	115	200	127	83	89	203	2		
Cherry Hill Emergency Ballots	Total	0	0	0.00										
Cherry Hill Twp	Total	54146	37930	70.05	11965	7046	10637	7793	4194	6040	11764	248		
Total - TC-Election Day		54146	28530	52.69	8858	5239	7859	5604	3076	4399	8391	144		
Total - TC-Emergency		54146	0	0.00										
Total - TC-Mail-In Ballot		54146	8638	15.95	2905	1692	2578	2062	1035	1552	3170	102		
Total - TC-Provisional		54146	762	1.41	202	115	200	127	83	89	203	2		
Total - TC-Rejected Ballots		54146	0	0.00										
Contest Total		54146	37930	70.05	11965	7046	10637	7793	4194	6040	11764	248		

Local BOE- Chesilhurst Boro

		Registered	Ballots Cast	Turnout (%)	Maria C. LITTLES	Pearl L. SAYLOR	Write-In	Herbert Littles						
Chesilhurst Dist 1	Total	1120	575	51.34	234	222	22	9						
Chesilhurst Mail-In Ballot	Total	0	132	0.00	74	74	8							
Chesilhurst Provisional	Total	0	12	0.00	5	3								
Chesilhurst Emergency Ballots	Total	0	0	0.00										
Chesilhurst Borough	Total	1120	719	64.20	313	299	30	9						
Total - TC-Election Day		1120	575	51.34	234	222	22	9						
Total - TC-Emergency		1120	0	0.00										
Total - TC-Mail-In Ballot		1120	132	11.79	74	74	8							
Total - TC-Provisional		1120	12	1.07	5	3								
Total - TC-Rejected Ballots		1120	0	0.00										
Contest Total		1120	719	64.20	313	299	30	9						

Local BOE- Clementon Boro

		Registered	Ballots Cast	Turnout (%)	Danielle AUBRY	Amanda MC COURT	William WEYLAND	John J. ROMER	Thomas M. SHAW	Kathleen RAPPOLD	Write-In		
Clementon Dist 1	Total	965	491	50.88	158	148	120	63	121	109	20		
Clementon Dist 2	Total	973	503	51.70	164	162	105	68	141	97	31		
Clementon Dist 3	Total	1205	637	52.86	210	202	135	69	153	139	26		
Clementon Mail-In Ballot	Total	0	284	0.00	110	98	55	48	73	101	11		
Clementon Provisional	Total	0	74	0.00	14	12	9	10	23	14			
Clementon Emergency Ballots	Total	0	0	0.00									
Clementon Borough	Total	3143	1989	63.28	656	622	424	258	511	460	88		
Total - TC-Election Day		3143	1631	51.89	532	512	360	200	415	345	77		
Total - TC-Emergency		3143	0	0.00									
Total - TC-Mail-In Ballot		3143	284	9.04	110	98	55	48	73	101	11		
Total - TC-Provisional		3143	74	2.35	14	12	9	10	23	14			
Total - TC-Rejected Ballots		3143	0	0.00									
Contest Total		3143	1989	63.28	656	622	424	258	511	460	88		

Local BOE- Collingswood Boro

		Registered	Ballots Cast	Turnout (%)	Stephen T. RYDZEWSKI	Jason WAUGH	David N. ROUTZAHN, JR.	Raymond BECKER, JR.	Timothy S. FARROW	Clinton CONNOR	Write-In		
Collingswood Dist 1	Total	769	491	63.85	147	163	171	194	162	156	4		
Collingswood Dist 2	Total	1024	644	62.89	154	238	194	245	206	209			
Collingswood Dist 3	Total	577	330	57.19	71	125	70	109	68	103			
Collingswood Dist 4	Total	882	532	60.32	117	189	125	219	142	185	2		
Collingswood Dist 5	Total	1004	465	46.31	107	115	65	109	78	135	1		
Collingswood Dist 6	Total	719	466	64.81	137	148	162	179	151	142	3		
Collingswood Dist 7	Total	985	619	62.84	181	235	185	226	191	209	7		
Collingswood Dist 8	Total	874	483	55.26	110	181	140	196	136	179	2		
Collingswood Dist 9	Total	1319	714	54.13	187	254	164	234	190	215	1		
Collingswood Dist 10	Total	844	517	61.26	139	159	135	180	135	125	4		
Collingswood Dist 11	Total	902	522	57.87	134	226	103	194	116	190	2		
Collingswood Dist 12	Total	636	416	65.41	97	150	87	169	114	165	4		
Collingswood Mail-In Ballot	Total	0	1135	0.00	386	339	301	427	350	357	35		
Collingswood Provisional	Total	0	185	0.00	49	50	40	60	47	49	1		
Collingswood Emergency Ballots	Total	0	0	0.00									
Collingswood Borough	Total	10535	7519	71.37	2016	2572	1942	2741	2086	2419	66		
Total - TC-Election Day		10535	6199	58.84	1581	2183	1601	2254	1689	2013	30		
Total - TC-Emergency		10535	0	0.00									
Total - TC-Mail-In Ballot		10535	1135	10.77	386	339	301	427	350	357	35		
Total - TC-Provisional		10535	185	1.76	49	50	40	60	47	49	1		
Total - TC-Rejected Ballots		10535	0	0.00									
Contest Total		10535	7519	71.37	2016	2572	1942	2741	2086	2419	66		

Local BOE- Gibbsboro Boro

		Registered	Ballots Cast	Turnout (%)	Kristi WMYTE	Joyce A. MILLER	Write-In	Evan Polin	Michael C. MacFerren				
Gibbsboro Dist 1	Total	961	562	58.48	287	307	20	22	60				
Gibbsboro Dist 2	Total	791	473	59.80	215	224	17	32	73				
Gibbsboro Mail-In Ballot	Total	0	219	0.00	145	149	10						
Gibbsboro Provisional	Total	0	17	0.00	6	7	3						
Gibbsboro Emergency Ballots	Total	0	0	0.00									
Gibbsboro Borough	Total	1752	1271	72.55	653	687	50	54	133				
Total - TC-Election Day		1752	1035	59.08	502	531	37	54	133				
Total - TC-Emergency		1752	0	0.00									
Total - TC-Mail-In Ballot		1752	219	12.50	145	149	10						
Total - TC-Provisional		1752	17	0.97	6	7	3						
Total - TC-Rejected Ballots		1752	0	0.00									
Contest Total		1752	1271	72.55	653	687	50	54	133				

Local BOE-Gloucester City

		Registered	Ballots Cast	Turnout (%)	Shawn SPOTTS	Edward C. HUBBS	Leon D. HARRIS, JR.	Robert 'Bob' BENNETT, SR.	Derek TIMM	W. Bruce MARKS, SR.	Write-In			
Gloucester City W1 D1	Total	815	379	46.50	74	113	133	101	30	85				
Gloucester City W1 D2	Total	703	372	52.92	138	147	184	88	27	79	3			
Gloucester City W1 D3	Total	652	392	60.12	134	161	177	111	24	109	2			
Gloucester City Ward 1 Mail-In Ballot	Total	0	167	0.00	47	92	87	69	26	46				
Gloucester City Ward 1 Provisional	Total	0	24	0.00	8	4	10	5	1	4				
Gloucester City W1 Emergency Ballots	Total	0	0	0.00										
Gloucester City W2 D1	Total	703	351	49.93	98	112	126	98	31	77	8			
Gloucester City W2 D2	Total	826	463	56.05	132	217	228	120	38	119	3			
Gloucester City W2 D3	Total	909	530	58.31	198	224	263	138	46	116	3			
Gloucester City Ward 2 Mail-In Ballot	Total	0	239	0.00	67	126	145	93	35	86				
Gloucester City Ward 2 Provisional	Total	0	29	0.00	9	6	13	6	3	9				
Gloucester City W2 Emergency Ballots	Total	0	0	0.00										
Gloucester City W3 D1	Total	976	456	46.72	145	153	193	109	33	109	2			
Gloucester City W3 D2	Total	1043	512	49.09	146	162	224	126	52	115	8			
Gloucester City Ward 3 Mail-In Ballot	Total	0	185	0.00	55	87	99	76	21	62	5			
Gloucester City Ward 3 Provisional	Total	0	24	0.00	8	10	6	13	4	7	1			
Gloucester City W3 Emergency Ballots	Total	0	0	0.00										
City of Gloucester	Total	6627	4123	62.22	1259	1614	1888	1153	371	1023	35			
Total - TC-Election Day		6627	3455	52.14	1065	1289	1528	891	281	809	29			
Total - TC-Emergency		6627	0	0.00										
Total - TC-Mail-In Ballot		6627	591	8.92	169	305	331	238	82	194	5			
Total - TC-Provisional		6627	77	1.16	25	20	29	24	8	20	1			
Total - TC-Rejected Ballots		6627	0	0.00										
Contest Total		6627	4123	62.22	1259	1614	1888	1153	371	1023	35			

Black Horse Pike Regional Member BOE Glouc Twp

		Registered	Ballots Cast	Turnout (%)	Kevin A. MC ELROY	Charles W. PILDIS, II	Write-In						
Gloucester Twp Dist 1	Total	644	378	58.70	140	92							
Gloucester Twp Dist 2	Total	703	435	61.88	135	104							
Gloucester Twp Dist 3	Total	833	436	52.34	121	113	1						
Gloucester Twp Dist 4	Total	1062	654	61.58	190	192	2						
Gloucester Twp Dist 5	Total	1257	635	50.52	225	118	1						
Gloucester Twp Dist 6	Total	1408	610	43.32	229	123							
Gloucester Twp Dist 7	Total	1097	644	58.71	257	109							
Gloucester Twp Dist 8	Total	1117	567	50.76	238	75	1						
Gloucester Twp Dist 9	Total	1257	722	57.44	239	173	1						
Gloucester Twp Dist 10	Total	905	496	54.81	170	87	4						
Gloucester Twp Dist 11	Total	1035	572	55.27	163	182	2						
Gloucester Twp Dist 12	Total	1171	663	56.62	209	230	3						
Gloucester Twp Dist 13	Total	1514	741	48.94	279	160	1						
Gloucester Twp Dist 14	Total	1143	590	51.62	249	72							
Gloucester Twp Dist 15	Total	1257	751	59.75	240	189							
Gloucester Twp Dist 16	Total	1160	656	56.55	177	221	1						
Gloucester Twp Dist 17	Total	2162	1012	46.81	428	140	2						
Gloucester Twp Dist 18	Total	1416	802	56.64	358	119	2						
Gloucester Twp Dist 19	Total	1335	805	60.30	368	132	1						
Gloucester Twp Dist 20	Total	1182	638	53.98	275	94	2						
Gloucester Twp Dist 21	Total	720	370	51.39	126	80							
Gloucester Twp Dist 22	Total	886	464	52.37	163	89	2						
Gloucester Twp Dist 23	Total	1215	673	55.39	252	92							
Gloucester Twp Dist 24	Total	1199	663	55.30	230	117	1						
Gloucester Twp Dist 25	Total	1183	667	56.38	180	229	1						
Gloucester Twp Dist 26	Total	907	550	60.64	165	171							
Gloucester Twp Dist 27	Total	990	532	53.74	210	118	1						
Gloucester Twp Dist 28	Total	1302	578	44.39	224	86							
Gloucester Twp Dist 29	Total	1302	797	61.21	343	126	2						
Gloucester Twp Dist 30	Total	1354	752	55.54	323	99							
Gloucester Twp Dist 31	Total	888	456	51.35	203	51	1						
Gloucester Twp Dist 32	Total	1229	660	53.70	272	109	1						
Gloucester Twp Dist 33	Total	1277	702	54.97	299	121	1						
Gloucester Twp Dist 34	Total	866	443	51.15	150	47							
Gloucester Twp Dist 35	Total	1373	817	59.50	345	113	2						
Gloucester Twp Dist 36	Total	954	551	57.76	200	99	1						
Gloucester Twp Dist 37	Total	522	263	50.38	109	39							
Gloucester Twp Dist 38	Total	570	333	58.42	140	65	4						
Gloucester Twp Dist 39	Total	566	300	53.00	127	46							
Gloucester Twp Dist 40	Total	1116	544	48.75	183	114							
Gloucester Twp Mail-In Ballot	Total	0	5429	0.00	2080	1175	21						
Gloucester Twp Provisional	Total	0	631	0.00	211	119	1						
Gloucester Twp Emergency Ballots	Total	0	0	0.00									
Gloucester Twp	Total	44077	29982	68.02	11225	6030	63						
Total - TC-Election Day		44077	23922	54.27	8934	4736	41						

Black Horse Pike Regional Member BOE Glouc Twp

	Registered	Ballots Cast	Turnout (%)	Kevin A. MC ELROY	Charles W. PILDIS, II	Write-In							
Total - TC-Emergency	44077	0	0.00										
Total - TC-Mail-In Ballot	44077	5429	12.32	2080	1175	21							
Total - TC-Provisional	44077	631	1.43	211	119	1							
Total - TC-Rejected Ballots	44077	0	0.00										
Contest Total	44077	29982	68.02	11225	6030	63							

Local BOE- Gloucester Township

		Registered	Ballots Cast	Turnout (%)	Tracey LYNCH	Joseph ANGELONI	Martha C. CANAS	Regina CARISTO	Terri FREITZ	Linda K. GILCH	Barbara LAMAINA	George V. HILL, III	Jennifer O'DONNELL	Brian REAGAN
Gloucester Twp Dist 1	Total	644	378	58.70	88	64	38	30	65	53	26	37	44	35
Gloucester Twp Dist 2	Total	703	435	61.88	74	61	25	37	57	100	26	54	68	47
Gloucester Twp Dist 3	Total	833	436	52.34	59	76	33	34	49	64	35	46	60	44
Gloucester Twp Dist 4	Total	1062	654	61.58	112	111	42	51	116	113	47	59	126	65
Gloucester Twp Dist 5	Total	1257	635	50.52	119	99	43	44	123	80	42	65	90	57
Gloucester Twp Dist 6	Total	1408	610	43.32	138	98	52	50	84	78	54	56	108	66
Gloucester Twp Dist 7	Total	1097	644	58.71	129	128	53	73	101	60	57	50	109	53
Gloucester Twp Dist 8	Total	1117	567	50.76	135	86	58	51	62	58	60	64	100	38
Gloucester Twp Dist 9	Total	1257	722	57.44	121	120	56	52	110	89	63	65	130	66
Gloucester Twp Dist 10	Total	905	496	54.81	96	90	33	42	72	50	42	39	84	40
Gloucester Twp Dist 11	Total	1035	572	55.27	108	82	45	37	118	90	49	56	122	57
Gloucester Twp Dist 12	Total	1171	663	56.62	109	146	43	61	120	102	69	50	139	58
Gloucester Twp Dist 13	Total	1514	741	48.94	155	111	67	72	83	98	59	78	107	68
Gloucester Twp Dist 14	Total	1143	590	51.62	124	83	53	49	54	38	49	44	73	48
Gloucester Twp Dist 15	Total	1257	751	59.75	146	140	55	65	119	83	70	66	147	70
Gloucester Twp Dist 16	Total	1160	656	56.55	118	104	48	52	142	99	58	59	134	58
Gloucester Twp Dist 17	Total	2162	1012	46.81	210	159	114	131	111	87	103	84	153	83
Gloucester Twp Dist 18	Total	1416	802	56.64	186	119	108	79	99	58	72	62	134	79
Gloucester Twp Dist 19	Total	1335	805	60.30	173	163	75	85	114	71	62	71	166	86
Gloucester Twp Dist 20	Total	1182	638	53.98	118	108	43	81	70	73	62	79	113	62
Gloucester Twp Dist 21	Total	720	370	51.39	68	68	31	20	42	87	28	43	54	23
Gloucester Twp Dist 22	Total	886	464	52.37	92	79	40	36	57	62	47	25	76	39
Gloucester Twp Dist 23	Total	1215	673	55.39	144	78	66	59	69	46	46	48	94	35
Gloucester Twp Dist 24	Total	1199	663	55.30	99	116	38	50	70	93	53	62	82	59
Gloucester Twp Dist 25	Total	1183	667	56.38	112	111	40	54	95	76	51	50	111	71
Gloucester Twp Dist 26	Total	907	550	60.64	89	84	44	31	103	74	38	44	113	54
Gloucester Twp Dist 27	Total	990	532	53.74	104	105	40	43	79	55	49	37	90	46
Gloucester Twp Dist 28	Total	1302	578	44.39	104	81	50	73	74	46	52	51	81	36
Gloucester Twp Dist 29	Total	1302	797	61.21	161	166	74	88	108	72	75	66	145	86
Gloucester Twp Dist 30	Total	1354	752	55.54	144	129	55	70	103	85	63	56	128	76
Gloucester Twp Dist 31	Total	888	456	51.35	94	83	43	46	72	48	32	35	84	49
Gloucester Twp Dist 32	Total	1229	660	53.70	132	112	42	59	87	92	60	62	120	66
Gloucester Twp Dist 33	Total	1277	702	54.97	160	114	73	77	92	66	65	74	124	59
Gloucester Twp Dist 34	Total	866	443	51.15	83	56	28	26	41	34	34	30	46	32
Gloucester Twp Dist 35	Total	1373	817	59.50	164	149	78	81	93	82	63	77	111	62
Gloucester Twp Dist 36	Total	954	551	57.76	130	76	45	41	74	52	48	46	106	48
Gloucester Twp Dist 37	Total	522	263	50.38	59	32	26	29	30	16	21	19	32	16
Gloucester Twp Dist 38	Total	570	333	58.42	63	56	37	36	58	36	42	37	56	27
Gloucester Twp Dist 39	Total	566	300	53.00	63	69	22	24	38	32	33	31	55	31
Gloucester Twp Dist 40	Total	1116	544	48.75	94	94	38	43	63	84	49	54	85	60
Gloucester Twp Mail-In Ballot	Total	0	5429	0.00	1099	1069	481	591	739	825	625	553	1168	685
Gloucester Twp Provisional	Total	0	631	0.00	121	99	54	69	80	86	37	66	112	56
Gloucester Twp Emergency Ballots	Total	0	0	0.00										
Gloucester Twp	Total	44077	29982	68.02	5897	5174	2529	2822	4136	3693	2716	2750	5280	2896
Total - TC-Election Day		44077	23922	54.27	4677	4006	1994	2162	3317	2782	2054	2131	4000	2155

Local BOE- Gloucester Township

	Registered	Ballots Cast	Turnout (%)	Tracey LYNCH	Joseph ANGELONI	Martha C. CANAS	Regina CARISTO	Terri FRETZ	Linda K. GILCH	Barbara LAMAINA	George V. HILL, III	Jennifer O'DONNELL	Brian REAGAN
Total - TC-Emergency	44077	0	0.00										
Total - TC-Mail-In Ballot	44077	5429	12.32	1099	1069	481	591	739	825	625	553	1168	685
Total - TC-Provisional	44077	631	1.43	121	99	54	69	80	86	37	66	112	56
Total - TC-Rejected Ballots	44077	0	0.00										
Contest Total	44077	29982	68.02	5897	5174	2529	2822	4136	3693	2716	2750	5280	2896

Local BOE- Gloucester Township

		Registered	Ballots Cast	Turnout (%)	Donna GUALTIERI	Ellen F. REESE	William M. BROADBENT	Write-In					
Gloucester Twp Dist 1	Total	644	378	58.70	26	36	19						
Gloucester Twp Dist 2	Total	703	435	61.88	29	56	21	1					
Gloucester Twp Dist 3	Total	833	436	52.34	44	61	27	8					
Gloucester Twp Dist 4	Total	1062	654	61.58	48	138	43	8					
Gloucester Twp Dist 5	Total	1257	635	50.52	39	90	37	2					
Gloucester Twp Dist 6	Total	1408	610	43.32	28	70	43						
Gloucester Twp Dist 7	Total	1097	644	58.71	51	61	53	3					
Gloucester Twp Dist 8	Total	1117	567	50.76	40	61	23	4					
Gloucester Twp Dist 9	Total	1257	722	57.44	47	89	52	9					
Gloucester Twp Dist 10	Total	905	496	54.81	30	48	35	3					
Gloucester Twp Dist 11	Total	1035	572	55.27	31	72	33	9					
Gloucester Twp Dist 12	Total	1171	663	56.62	62	118	65	12					
Gloucester Twp Dist 13	Total	1514	741	48.94	47	103	49	1					
Gloucester Twp Dist 14	Total	1143	590	51.62	38	51	39	2					
Gloucester Twp Dist 15	Total	1257	751	59.75	67	86	48	7					
Gloucester Twp Dist 16	Total	1160	656	56.55	44	65	48	12					
Gloucester Twp Dist 17	Total	2162	1012	46.81	59	88	48	2					
Gloucester Twp Dist 18	Total	1416	802	56.64	44	82	50	1					
Gloucester Twp Dist 19	Total	1335	805	60.30	50	94	51	3					
Gloucester Twp Dist 20	Total	1182	638	53.98	40	76	32	3					
Gloucester Twp Dist 21	Total	720	370	51.39	27	50	13						
Gloucester Twp Dist 22	Total	886	464	52.37	41	39	27						
Gloucester Twp Dist 23	Total	1215	673	55.39	36	54	38	1					
Gloucester Twp Dist 24	Total	1199	663	55.30	50	92	33	10					
Gloucester Twp Dist 25	Total	1183	667	56.38	46	96	45	4					
Gloucester Twp Dist 26	Total	907	550	60.64	37	63	35	3					
Gloucester Twp Dist 27	Total	990	532	53.74	50	80	61	1					
Gloucester Twp Dist 28	Total	1302	578	44.39	37	41	27						
Gloucester Twp Dist 29	Total	1302	797	61.21	60	79	45	5					
Gloucester Twp Dist 30	Total	1354	752	55.54	48	82	59						
Gloucester Twp Dist 31	Total	888	456	51.35	27	43	20	1					
Gloucester Twp Dist 32	Total	1229	660	53.70	44	75	36	1					
Gloucester Twp Dist 33	Total	1277	702	54.97	41	73	30	1					
Gloucester Twp Dist 34	Total	866	443	51.15	25	33	19						
Gloucester Twp Dist 35	Total	1373	817	59.50	44	88	43	2					
Gloucester Twp Dist 36	Total	954	551	57.76	32	62	25	1					
Gloucester Twp Dist 37	Total	522	263	50.38	15	17	10						
Gloucester Twp Dist 38	Total	570	333	58.42	28	35	20	3					
Gloucester Twp Dist 39	Total	566	300	53.00	25	30	22						
Gloucester Twp Dist 40	Total	1116	544	48.75	31	78	16	2					
Gloucester Twp Mail-In Ballot	Total	0	5429	0.00	548	950	456	40					
Gloucester Twp Provisional	Total	0	631	0.00	50	102	46	7					
Gloucester Twp Emergency Ballots	Total	0	0	0.00									
Gloucester Twp	Total	44077	29982	68.02	2206	3807	1942	172					

Local BOE- Gloucester Township

	Registered	Ballots Cast	Turnout (%)	Donna GUALTIERI	Ellen F. REESE	William M. BROADBENT	Write-In						
Total - TC-Election Day	44077	23922	54.27	1608	2755	1440	125						
Total - TC-Emergency	44077	0	0.00										
Total - TC-Mail-In Ballot	44077	5429	12.32	548	950	456	40						
Total - TC-Provisional	44077	631	1.43	50	102	46	7						
Total - TC-Rejected Ballots	44077	0	0.00										
Contest Total	44077	29982	68.02	2206	3807	1942	172						

Local BOE-Haddonfield Boro UNEX

		Registered	Ballots Cast	Turnout (%)	Maureen EYLES	Write-In							
Haddonfield Dist 1	Total	1191	588	49.37	404	2							
Haddonfield Dist 2	Total	1335	668	50.04	436	3							
Haddonfield Dist 3	Total	928	504	54.31	341	2							
Haddonfield Dist 4	Total	778	393	50.51	261	3							
Haddonfield Dist 5	Total	677	317	46.82	205	1							
Haddonfield Dist 6	Total	975	544	55.79	375								
Haddonfield Dist 7	Total	956	511	53.45	346	1							
Haddonfield Dist 8	Total	1032	599	58.04	389	4							
Haddonfield Dist 9	Total	1103	661	59.93	456	4							
Haddonfield Dist 10	Total	803	436	54.30	289								
Haddonfield Mail-In Ballot	Total	0	1930	0.00	1394	10							
Haddonfield Provisional	Total	0	129	0.00	86								
Haddonfield Emergency Ballots	Total	0	0	0.00									
Haddonfield Borough	Total	9778	7280	74.45	4982	30							
Total - TC-Election Day		9778	5221	53.40	3502	20							
Total - TC-Emergency		9778	0	0.00									
Total - TC-Mail-In Ballot		9778	1930	19.74	1394	10							
Total - TC-Provisional		9778	129	1.32	86								
Total - TC-Rejected Ballots		9778	0	0.00									
Contest Total		9778	7280	74.45	4982	30							

Local BOE- Haddonfield Boro

		Registered	Ballots Cast	Turnout (%)	Matt RITTER	Mary E. FAGAN	David C. SIEDELL	Write-In					
Haddonfield Dist 1	Total	1191	588	49.37	369	386	386	2					
Haddonfield Dist 2	Total	1335	668	50.04	383	407	384	4					
Haddonfield Dist 3	Total	928	504	54.31	296	307	294	2					
Haddonfield Dist 4	Total	778	393	50.51	239	241	247	3					
Haddonfield Dist 5	Total	677	317	46.82	186	183	185	3					
Haddonfield Dist 6	Total	975	544	55.79	337	345	362	1					
Haddonfield Dist 7	Total	956	511	53.45	310	317	314						
Haddonfield Dist 8	Total	1032	599	58.04	357	366	360	8					
Haddonfield Dist 9	Total	1103	661	59.93	403	434	414	4					
Haddonfield Dist 10	Total	803	436	54.30	260	279	259	2					
Haddonfield Mail-In Ballot	Total	0	1930	0.00	1333	1348	1346	32					
Haddonfield Provisional	Total	0	129	0.00	80	83	82						
Haddonfield Emergency Ballots	Total	0	0	0.00									
Haddonfield Borough	Total	9778	7280	74.45	4553	4696	4633	61					
Total - TC-Election Day		9778	5221	53.40	3140	3265	3205	29					
Total - TC-Emergency		9778	0	0.00									
Total - TC-Mail-In Ballot		9778	1930	19.74	1333	1348	1346	32					
Total - TC-Provisional		9778	129	1.32	80	83	82						
Total - TC-Rejected Ballots		9778	0	0.00									
Contest Total		9778	7280	74.45	4553	4696	4633	61					

Local BOE- Haddon Heights Boro

		Registered	Ballots Cast	Turnout (%)	Lisa LONG	Jane SHISSLER	Michael CICALESE	Cara BLAIR	Write-In				
Haddon Heights Dist 1	Total	764	492	64.40	220	262	249	188	8				
Haddon Heights Dist 2	Total	644	385	59.78	152	154	137	165	4				
Haddon Heights Dist 3	Total	1068	671	62.83	297	349	330	319	4				
Haddon Heights Dist 4	Total	627	354	56.46	143	160	146	123	11				
Haddon Heights Dist 5	Total	907	581	64.06	236	243	251	240	1				
Haddon Heights Dist 6	Total	920	560	60.87	247	244	232	195	4				
Haddon Heights Dist 7	Total	936	596	63.68	252	254	268	226	3				
Haddon Heights Mail-In Ballot	Total	0	822	0.00	425	464	400	392	18				
Haddon Heights Provisional	Total	0	57	0.00	22	18	24	27					
Haddon Heights Emergency Ballots	Total	0	0	0.00									
Haddon Heights Borough	Total	5866	4518	77.02	1994	2148	2037	1875	53				
Total - TC-Election Day		5866	3639	62.04	1547	1666	1613	1456	35				
Total - TC-Emergency		5866	0	0.00									
Total - TC-Mail-In Ballot		5866	822	14.01	425	464	400	392	18				
Total - TC-Provisional		5866	57	0.97	22	18	24	27					
Total - TC-Rejected Ballots		5866	0	0.00									
Contest Total		5866	4518	77.02	1994	2148	2037	1875	53				

Local BOE- Haddon Township

		Registered	Ballots Cast	Turnout (%)	Mark CAVALLLO	Walter A. EIFE	Craig RONCACE	Marie E. DEZIL	Bonnie RICHARDS	Write-In			
Haddon Twp Dist 1	Total	701	458	65.34	175	264	114	244	178	3			
Haddon Twp Dist 2	Total	719	421	58.55	137	240	102	201	132	4			
Haddon Twp Dist 3	Total	1083	712	65.74	210	468	186	379	188	4			
Haddon Twp Dist 4	Total	691	442	63.97	162	218	106	160	134	1			
Haddon Twp Dist 5	Total	490	319	65.10	118	164	62	104	109				
Haddon Twp Dist 6	Total	675	412	61.04	218	178	88	146	156				
Haddon Twp Dist 7	Total	640	424	66.25	131	329	113	221	90	2			
Haddon Twp Dist 8	Total	923	527	57.10	160	287	118	248	147	6			
Haddon Twp Dist 9	Total	603	351	58.21	109	188	71	179	109	2			
Haddon Twp Dist 10	Total	680	399	58.68	145	193	91	174	120	6			
Haddon Twp Dist 11	Total	898	565	62.92	196	375	124	269	161	11			
Haddon Twp Dist 12	Total	1334	875	65.59	244	578	211	426	230	3			
Haddon Twp Dist 13	Total	661	400	60.51	139	219	91	186	119	2			
Haddon Twp Dist 14	Total	695	410	58.99	155	208	105	186	124	2			
Haddon Twp Dist 15	Total	681	397	58.30	131	164	99	116	109	2			
Haddon Twp Mail-In Ballot	Total	0	1358	0.00	537	825	377	748	539	21			
Haddon Twp Provisional	Total	0	130	0.00	45	80	38	59	35				
Haddon Twp Emergency Ballots	Total	0	0	0.00									
Haddon Twp	Total	11474	8600	74.95	3012	4978	2096	4046	2680	69			
Total - TC-Election Day		11474	7112	61.98	2430	4073	1681	3239	2106	48			
Total - TC-Emergency		11474	0	0.00									
Total - TC-Mail-In Ballot		11474	1358	11.84	537	825	377	748	539	21			
Total - TC-Provisional		11474	130	1.13	45	80	38	59	35				
Total - TC-Rejected Ballots		11474	0	0.00									
Contest Total		11474	8600	74.95	3012	4978	2096	4046	2680	69			

Local BOE-Hi-Nella Boro UNEX 1Yr

		Registered	Ballots Cast	Turnout (%)	Write-In	Edward C. Muska							
Hi-Nella Dist 1	Total	587	332	56.56	3	2							
Hi Nella Mail-In Ballot	Total	0	50	0.00									
Hi Nella Provisional	Total	0	6	0.00									
Hi Nella Emergency Ballots	Total	0	0	0.00									
Hi-Nella Borough	Total	587	388	66.10	3	2							
Total - TC-Election Day		587	332	56.56	3	2							
Total - TC-Emergency		587	0	0.00									
Total - TC-Mail-In Ballot		587	50	8.52									
Total - TC-Provisional		587	6	1.02									
Total - TC-Rejected Ballots		587	0	0.00									
Contest Total		587	388	66.10	3	2							

Local BOE-Hi-Nella Boro UNEX 2YR

		Registered	Ballots Cast	Turnout (%)	Write-In	Robert Cunningham							
Hi-Nella Dist 1	Total	587	332	56.56	2	2							
Hi Nella Mail-In Ballot	Total	0	50	0.00									
Hi Nella Provisional	Total	0	6	0.00									
Hi Nella Emergency Ballots	Total	0	0	0.00									
Hi-Nella Borough	Total	587	388	66.10	2	2							
Total - TC-Election Day		587	332	56.56	2	2							
Total - TC-Emergency		587	0	0.00									
Total - TC-Mail-In Ballot		587	50	8.52									
Total - TC-Provisional		587	6	1.02									
Total - TC-Rejected Ballots		587	0	0.00									
Contest Total		587	388	66.10	2	2							

Local BOE-Hi Nella Boro

		Registered	Ballots Cast	Turnout (%)	Kathy SCHAEFFER	Robert WOLICK	Write-In							
Hi-Nella Dist 1	Total	587	332	56.56	156	119	3							
Hi Nella Mail-In Ballot	Total	0	50	0.00	28	29								
Hi Nella Provisional	Total	0	6	0.00	1									
Hi Nella Emergency Ballots	Total	0	0	0.00										
Hi-Nella Borough	Total	587	388	66.10	185	148	3							
Total - TC-Election Day		587	332	56.56	156	119	3							
Total - TC-Emergency		587	0	0.00										
Total - TC-Mail-In Ballot		587	50	8.52	28	29								
Total - TC-Provisional		587	6	1.02	1									
Total - TC-Rejected Ballots		587	0	0.00										
Contest Total		587	388	66.10	185	148	3							

Local BOE- Laurel Springs Boro

		Registered	Ballots Cast	Turnout (%)	Monica KORN	Elizabeth HOBBS	Leah STRAUB	Write-In						
Laurel Springs Dist 1	Total	621	368	59.26	189	179	185	4						
Laurel Springs Dist 2	Total	758	451	59.50	265	266	266	34						
Laurel Springs Mail-In Ballot	Total	0	148	0.00	110	104	102	2						
Laurel Springs Provisional	Total	0	19	0.00	15	15	15							
Laurel Springs Emergency Ballots	Total	0	0	0.00										
Laurel Springs Borough	Total	1379	986	71.50	579	564	568	40						
Total - TC-Election Day		1379	819	59.39	454	445	451	38						
Total - TC-Emergency		1379	0	0.00										
Total - TC-Mail-In Ballot		1379	148	10.73	110	104	102	2						
Total - TC-Provisional		1379	19	1.38	15	15	15							
Total - TC-Rejected Ballots		1379	0	0.00										
Contest Total		1379	986	71.50	579	564	568	40						

Local BOE-Lawnside UNEX

		Registered	Ballots Cast	Turnout (%)	Write-In	Shamyran Thomas							
Lawnside Dist 1	Total	1112	639	57.46	4	2							
Lawnside Dist 2	Total	1165	671	57.60	16	9							
Lawnside Mail-In Ballot	Total	0	208	0.00	7								
Lawnside Provisional	Total	0	22	0.00	1								
Lawnside Emergency Ballots	Total	0	0	0.00									
Lawnside Borough	Total	2277	1540	67.63	28	11							
Total - TC-Election Day		2277	1310	57.53	20	11							
Total - TC-Emergency		2277	0	0.00									
Total - TC-Mail-In Ballot		2277	208	9.13	7								
Total - TC-Provisional		2277	22	0.97	1								
Total - TC-Rejected Ballots		2277	0	0.00									
Contest Total		2277	1540	67.63	28	11							

Local BOE- Lawnside Boro

		Registered	Ballots Cast	Turnout (%)	Donza J. WORLDS	Amy KEARNEY	Donica N. VENABLE	Write-In					
Lawnside Dist 1	Total	1112	639	57.46	240	244	249	11					
Lawnside Dist 2	Total	1165	671	57.60	270	253	271	16					
Lawnside Mail-In Ballot	Total	0	208	0.00	128	121	127	7					
Lawnside Provisional	Total	0	22	0.00	4	4	6	1					
Lawnside Emergency Ballots	Total	0	0	0.00									
Lawnside Borough	Total	2277	1540	67.63	642	622	653	35					
Total - TC-Election Day		2277	1310	57.53	510	497	520	27					
Total - TC-Emergency		2277	0	0.00									
Total - TC-Mail-In Ballot		2277	208	9.13	128	121	127	7					
Total - TC-Provisional		2277	22	0.97	4	4	6	1					
Total - TC-Rejected Ballots		2277	0	0.00									
Contest Total		2277	1540	67.63	642	622	653	35					

Local BOE- Lindenwold Boro

		Registered	Ballots Cast	Turnout (%)	Cathy MONCRIEF	Kevin MC GAHEY	Write-In	Courtney Richardson	Mark Wilson				
Lindenwold Dist 1	Total	1317	670	50.87	325	290	14		4				
Lindenwold Dist 2	Total	1139	569	49.96	273	243	9		2				
Lindenwold Dist 3	Total	927	489	52.75	213	195	17	6	1				
Lindenwold Dist 4	Total	1434	735	51.26	335	308	15	18	2				
Lindenwold Dist 5	Total	1326	562	42.38	224	168	13	3					
Lindenwold Dist 6	Total	1243	610	49.07	230	190	6	2	2				
Lindenwold Dist 7	Total	814	301	36.98	105	71	4	4					
Lindenwold Dist 8	Total	1380	644	46.67	267	207	13	1	3				
Lindenwold Dist 9	Total	631	339	53.72	138	131	15	5	1				
Lindenwold Mail-In Ballot	Total	0	969	0.00	560	541	56						
Lindenwold Provisional	Total	0	182	0.00	65	56	15						
Lindenwold Emergency Ballots	Total	0	0	0.00									
Lindenwold Borough	Total	10211	6070	59.45	2735	2400	177	39	15				
Total - TC-Election Day		10211	4919	48.17	2110	1803	106	39	15				
Total - TC-Emergency		10211	0	0.00									
Total - TC-Mail-In Ballot		10211	969	9.49	560	541	56						
Total - TC-Provisional		10211	182	1.78	65	56	15						
Total - TC-Rejected Ballots		10211	0	0.00									
Contest Total		10211	6070	59.45	2735	2400	177	39	15				

Sterling Regional BOE- Magnolia Boro UNEX

		Registered	Ballots Cast	Turnout (%)	Bobbie CONDELL	Write-In							
Magnolia Dist 1	Total	799	455	56.95	244	2							
Magnolia Dist 2	Total	617	373	60.45	215	3							
Magnolia Dist 3	Total	771	417	54.09	262	6							
Magnolia Dist 4	Total	771	460	59.66	260	6							
Magnolia Mail-In Ballot	Total	0	262	0.00	159								
Magnolia Provisional	Total	0	45	0.00	30								
Magnolia Emergency Ballots	Total	0	0	0.00									
Magnolia Borough	Total	2958	2012	68.02	1170	17							
Total - TC-Election Day		2958	1705	57.64	981	17							
Total - TC-Emergency		2958	0	0.00									
Total - TC-Mail-In Ballot		2958	262	8.86	159								
Total - TC-Provisional		2958	45	1.52	30								
Total - TC-Rejected Ballots		2958	0	0.00									
Contest Total		2958	2012	68.02	1170	17							

Local BOE-Magnolia Boro

		Registered	Ballots Cast	Turnout (%)	Edward L. HOBAN	Jennifer L. GRAY	Rebecca A. LANG STAFFIERI	Write-In					
Magnolia Dist 1	Total	799	455	56.95	204	228	201	3					
Magnolia Dist 2	Total	617	373	60.45	202	209	194	7					
Magnolia Dist 3	Total	771	417	54.09	234	245	232						
Magnolia Dist 4	Total	771	460	59.66	234	251	224	5					
Magnolia Mail-In Ballot	Total	0	262	0.00	159	158	156	2					
Magnolia Provisional	Total	0	45	0.00	28	29	27						
Magnolia Emergency Ballots	Total	0	0	0.00									
Magnolia Borough	Total	2958	2012	68.02	1061	1120	1034	17					
Total - TC-Election Day		2958	1705	57.64	874	933	851	15					
Total - TC-Emergency		2958	0	0.00									
Total - TC-Mail-In Ballot		2958	262	8.86	159	158	156	2					
Total - TC-Provisional		2958	45	1.52	28	29	27						
Total - TC-Rejected Ballots		2958	0	0.00									
Contest Total		2958	2012	68.02	1061	1120	1034	17					

Local BOE-Merchantville UNEX

		Registered	Ballots Cast	Turnout (%)	Lee Robert K. PLENN	Write-In							
Merchantville Dist 1	Total	1168	670	57.36	396	7							
Merchantville Dist 2	Total	738	453	61.38	260	1							
Merchantville Dist 3	Total	800	425	53.13	246	5							
Merchantville Mail-In Ballot	Total	0	284	0.00	169	3							
Merchantville Provisional	Total	0	40	0.00	16								
Merchantville Emergency Ballots	Total	0	0	0.00									
Merchantville Borough	Total	2706	1872	69.18	1087	16							
Total - TC-Election Day		2706	1548	57.21	902	13							
Total - TC-Emergency		2706	0	0.00									
Total - TC-Mail-In Ballot		2706	284	10.50	169	3							
Total - TC-Provisional		2706	40	1.48	16								
Total - TC-Rejected Ballots		2706	0	0.00									
Contest Total		2706	1872	69.18	1087	16							

Local BOE- Merchantville Boro

		Registered	Ballots Cast	Turnout (%)	Jennifer PERNO	Anjali DESAI	Albert VITIELLO	Gina ADAMS	Write-In				
Merchantville Dist 1	Total	1168	670	57.36	354	264	267	256	4				
Merchantville Dist 2	Total	738	453	61.38	241	181	172	176					
Merchantville Dist 3	Total	800	425	53.13	210	162	166	144	5				
Merchantville Mail-In Ballot	Total	0	284	0.00	138	105	114	146	3				
Merchantville Provisional	Total	0	40	0.00	13	10	6	15					
Merchantville Emergency Ballots	Total	0	0	0.00									
Merchantville Borough	Total	2706	1872	69.18	956	722	725	737	12				
Total - TC-Election Day		2706	1548	57.21	805	607	605	576	9				
Total - TC-Emergency		2706	0	0.00									
Total - TC-Mail-In Ballot		2706	284	10.50	138	105	114	146	3				
Total - TC-Provisional		2706	40	1.48	13	10	6	15					
Total - TC-Rejected Ballots		2706	0	0.00									
Contest Total		2706	1872	69.18	956	722	725	737	12				

Local BOE- Mt Ephraim Boro

		Registered	Ballots Cast	Turnout (%)	Carl J. INGRAM	Patricia A. BLAYLOCK	Michael MARRONE	Write-In					
Mt Ephraim Dist 1	Total	743	463	62.31	237	240	230	4					
Mt Ephraim Dist 2	Total	860	546	63.49	288	310	277	5					
Mt Ephraim Dist 3	Total	841	472	56.12	229	241	229	10					
Mt Ephraim Dist 4	Total	816	432	52.94	206	219	205	5					
Mt. Ephraim Mail-In Ballot	Total	0	306	0.00	200	195	202	12					
Mt. Ephraim Provisional	Total	0	21	0.00	8	7	8	1					
Mt. Ephraim Emergency Ballots	Total	0	0	0.00									
Mt. Ephraim Borough	Total	3260	2240	68.71	1168	1212	1151	37					
Total - TC-Election Day		3260	1913	58.68	960	1010	941	24					
Total - TC-Emergency		3260	0	0.00									
Total - TC-Mail-In Ballot		3260	306	9.39	200	195	202	12					
Total - TC-Provisional		3260	21	0.64	8	7	8	1					
Total - TC-Rejected Ballots		3260	0	0.00									
Contest Total		3260	2240	68.71	1168	1212	1151	37					

Local BOE- Oaklyn Boro

		Registered	Ballots Cast	Turnout (%)	William T. STAUTS	Christine REILY	Todd SCHAEFFER	Write-In					
Oaklyn Dist 1	Total	667	403	60.42	219	229	225	8					
Oaklyn Dist 2	Total	832	456	54.81	216	232	221	3					
Oaklyn Dist 3	Total	749	442	59.01	221	227	241	6					
Oaklyn Dist 4	Total	707	459	64.92	250	256	260	15					
Oaklyn Mail-In Ballot	Total	0	270	0.00	181	184	190	7					
Oaklyn Provisional	Total	0	44	0.00	20	23	21	3					
Oaklyn Emergency Ballots	Total	0	0	0.00									
Oaklyn Borough	Total	2955	2074	70.19	1107	1151	1158	42					
Total - TC-Election Day		2955	1760	59.56	906	944	947	32					
Total - TC-Emergency		2955	0	0.00									
Total - TC-Mail-In Ballot		2955	270	9.14	181	184	190	7					
Total - TC-Provisional		2955	44	1.49	20	23	21	3					
Total - TC-Rejected Ballots		2955	0	0.00									
Contest Total		2955	2074	70.19	1107	1151	1158	42					

Local BOE- Pennsauken Township

		Registered	Ballots Cast	Turnout (%)	Nick PERRY	Jennifer SLATTERY	Joann YOUNG	Cheryl LINK	Mark TROST	Michael STARGELL	Write-In			
Pennsauken Dist 1	Total	1062	558	52.54	153	129	120	69	52	101	1			
Pennsauken Dist 2	Total	1529	872	57.03	212	239	182	162	67	159	10			
Pennsauken Dist 3	Total	1033	579	56.05	158	161	148	110	84	91	11			
Pennsauken Dist 4	Total	1383	719	51.99	202	182	188	98	101	92	4			
Pennsauken Dist 5	Total	768	467	60.81	122	145	135	110	75	91	4			
Pennsauken Dist 6	Total	1061	618	58.25	181	159	171	116	127	67	18			
Pennsauken Dist 7	Total	1319	735	55.72	195	209	171	110	100	99	11			
Pennsauken Dist 8	Total	886	517	58.35	154	160	130	89	75	88	13			
Pennsauken Dist 9	Total	948	429	45.25	100	90	102	59	56	57	9			
Pennsauken Dist 10	Total	881	516	58.57	167	161	146	88	91	87	16			
Pennsauken Dist 11	Total	963	563	58.46	162	189	150	110	104	89	6			
Pennsauken Dist 12	Total	818	472	57.70	128	125	107	86	59	75	3			
Pennsauken Dist 13	Total	958	551	57.52	142	210	177	133	109	118	8			
Pennsauken Dist 14	Total	1035	611	59.03	154	152	157	112	75	139	12			
Pennsauken Dist 15	Total	1185	621	52.41	157	158	133	79	68	83	14			
Pennsauken Dist 16	Total	777	403	51.87	118	81	94	39	45	41	2			
Pennsauken Dist 17	Total	1240	639	51.53	181	170	182	95	75	79	7			
Pennsauken Dist 18	Total	1297	776	59.83	246	257	227	142	131	119	17			
Pennsauken Dist 19	Total	615	329	53.50	102	102	105	67	57	66	9			
Pennsauken Dist 20	Total	831	458	55.11	105	93	87	60	27	74	3			
Pennsauken Dist 21	Total	717	391	54.53	114	86	101	54	62	56	2			
Pennsauken Dist 22	Total	812	453	55.79	133	118	118	68	61	68	5			
Pennsauken Dist 23	Total	793	440	55.49	124	123	111	79	78	82	6			
Pennsauken Dist 24	Total	611	311	50.90	86	84	68	54	30	42	3			
Pennsauken Mail-In Ballot	Total	0	1972	0.00	641	744	736	589	402	467	34			
Pennsauken Provisional	Total	0	304	0.00	79	73	90	63	48	53	4			
Pennsauken Emergency Ballots	Total	0	0	0.00										
Pennsauken Twp	Total	23522	15304	65.06	4316	4400	4136	2841	2259	2583	232			
Total - TC-Election Day		23522	13028	55.39	3596	3583	3310	2189	1809	2063	194			
Total - TC-Emergency		23522	0	0.00										
Total - TC-Mail-In Ballot		23522	1972	8.38	641	744	736	589	402	467	34			
Total - TC-Provisional		23522	304	1.29	79	73	90	63	48	53	4			
Total - TC-Rejected Ballots		23522	0	0.00										
Contest Total		23522	15304	65.06	4316	4400	4136	2841	2259	2583	232			

Local BOE- Pine Hill Boro

		Registered	Ballots Cast	Turnout (%)	Les GALLAGHER	Write-In	James Wakeley	Lois Parker	Angela Nolan Cooper				
Pine Hill Dist 1	Total	935	558	59.68	292	7	1		1				
Pine Hill Dist 2	Total	1152	634	55.03	363	12	5	4					
Pine Hill Dist 3	Total	1147	657	57.28	343	19	2	4	2				
Pine Hill Dist 4	Total	1236	593	47.98	270	11	1	1					
Pine Hill Dist 5	Total	1215	685	56.38	380	30	12	8					
Pine Hill Dist 6	Total	919	415	45.16	185	3		4	5				
Pine Hill Mail-In Ballot	Total	0	616	0.00	376	41							
Pine Hill Provisional	Total	0	75	0.00	40	1							
Pine Hill Emergency Ballots	Total	0	0	0.00									
Pine Hill Borough	Total	6604	4233	64.10	2249	124	21	21	8				
Total - TC-Election Day		6604	3542	53.63	1833	82	21	21	8				
Total - TC-Emergency		6604	0	0.00									
Total - TC-Mail-In Ballot		6604	616	9.33	376	41							
Total - TC-Provisional		6604	75	1.14	40	1							
Total - TC-Rejected Ballots		6604	0	0.00									
Contest Total		6604	4233	64.10	2249	124	21	21	8				

Black Horse Pike Regional Member BOE Runnemed

		Registered	Ballots Cast	Turnout (%)	Patricia WILSON	Write-In							
Runnemed Dist 1	Total	709	370	52.19	224	3							
Runnemed Dist 2	Total	992	534	53.83	343	2							
Runnemed Dist 3	Total	728	377	51.79	217	4							
Runnemed Dist 4	Total	879	521	59.27	298	3							
Runnemed Dist 5	Total	1280	650	50.78	350	4							
Runnemed Dist 6	Total	1089	624	57.30	378	3							
Runnemed Mail-In Ballot	Total	0	648	0.00	412	4							
Runnemed Provisional	Total	0	58	0.00	30								
Runnemed Emergency Ballots	Total	0	0	0.00									
Runnemed Borough	Total	5677	3782	66.62	2252	23							
Total - TC-Election Day		5677	3076	54.18	1810	19							
Total - TC-Emergency		5677	0	0.00									
Total - TC-Mail-In Ballot		5677	648	11.41	412	4							
Total - TC-Provisional		5677	58	1.02	30								
Total - TC-Rejected Ballots		5677	0	0.00									
Contest Total		5677	3782	66.62	2252	23							

Local BOE- Runnemede Boro

		Registered	Ballots Cast	Turnout (%)	Maria PANZARELLA	Naomi L. DAVIDSON	Write-In	Amy Farry						
Runnemede Dist 1	Total	709	370	52.19	185	188	13	3						
Runnemede Dist 2	Total	992	534	53.83	293	283	11	4						
Runnemede Dist 3	Total	728	377	51.79	186	181	5	4						
Runnemede Dist 4	Total	879	521	59.27	250	258	8	9						
Runnemede Dist 5	Total	1280	650	50.78	306	299	13	2						
Runnemede Dist 6	Total	1089	624	57.30	328	331	20	9						
Runnemede Mail-In Ballot	Total	0	648	0.00	373	377	35							
Runnemede Provisional	Total	0	58	0.00	26	24	3							
Runnemede Emergency Ballots	Total	0	0	0.00										
Runnemede Borough	Total	5677	3782	66.62	1947	1941	108	31						
Total - TC-Election Day		5677	3076	54.18	1548	1540	70	31						
Total - TC-Emergency		5677	0	0.00										
Total - TC-Mail-In Ballot		5677	648	11.41	373	377	35							
Total - TC-Provisional		5677	58	1.02	26	24	3							
Total - TC-Rejected Ballots		5677	0	0.00										
Contest Total		5677	3782	66.62	1947	1941	108	31						

Sterling Regional Member BOE Somerdale

		Registered	Ballots Cast	Turnout (%)	Kevin M. SMITH	Write-In							
Somerdale Dist 1	Total	1377	778	56.50	452	3							
Somerdale Dist 2	Total	774	431	55.68	239	1							
Somerdale Dist 3	Total	748	425	56.82	225	2							
Somerdale Dist 4	Total	785	467	59.49	279	2							
Somerdale Mail-In Ballot	Total	0	362	0.00	220	2							
Somerdale Provisional	Total	0	41	0.00	20								
Somerdale Emergency Ballots	Total	0	0	0.00									
Somerdale Borough	Total	3684	2504	67.97	1435	10							
Total - TC-Election Day		3684	2101	57.03	1195	8							
Total - TC-Emergency		3684	0	0.00									
Total - TC-Mail-In Ballot		3684	362	9.83	220	2							
Total - TC-Provisional		3684	41	1.11	20								
Total - TC-Rejected Ballots		3684	0	0.00									
Contest Total		3684	2504	67.97	1435	10							

Local BOE- Somerdale Boro

		Registered	Ballots Cast	Turnout (%)	Monique HOWARD	Colm I. FIDGEON	James ANDERSON	Write-In						
Somerdale Dist 1	Total	1377	778	56.50	402	367	397	8						
Somerdale Dist 2	Total	774	431	55.68	212	199	204							
Somerdale Dist 3	Total	748	425	56.82	199	181	190	1						
Somerdale Dist 4	Total	785	467	59.49	256	240	248	1						
Somerdale Mail-In Ballot	Total	0	362	0.00	215	211	217	4						
Somerdale Provisional	Total	0	41	0.00	20	18	15							
Somerdale Emergency Ballots	Total	0	0	0.00										
Somerdale Borough	Total	3684	2504	67.97	1304	1216	1271	14						
Total - TC-Election Day		3684	2101	57.03	1069	987	1039	10						
Total - TC-Emergency		3684	0	0.00										
Total - TC-Mail-In Ballot		3684	362	9.83	215	211	217	4						
Total - TC-Provisional		3684	41	1.11	20	18	15							
Total - TC-Rejected Ballots		3684	0	0.00										
Contest Total		3684	2504	67.97	1304	1216	1271	14						

Sterling Regional Member BOE Stratford

		Registered	Ballots Cast	Turnout (%)	William Bill HILTNER	Write-In	Dawn Marie Martin	Ken Carman						
Stratford Dist 1	Total	580	345	59.48	178	5	3	5						
Stratford Dist 2	Total	857	498	58.11	296	13	3	15						
Stratford Dist 3	Total	806	480	59.55	291	7	2	3						
Stratford Dist 4	Total	1027	574	55.89	316	21	4	8						
Stratford Dist 5	Total	620	306	49.35	148	4		3						
Stratford Dist 6	Total	807	488	60.47	291	13	7	13						
Stratford Mail-In Ballot	Total	0	585	0.00	369	30								
Stratford Provisional	Total	0	60	0.00	33	8								
Stratford Emergency Ballots	Total	0	0	0.00										
Stratford Borough	Total	4697	3336	71.02	1922	101	19	47						
Total - TC-Election Day		4697	2691	57.29	1520	63	19	47						
Total - TC-Emergency		4697	0	0.00										
Total - TC-Mail-In Ballot		4697	585	12.45	369	30								
Total - TC-Provisional		4697	60	1.28	33	8								
Total - TC-Rejected Ballots		4697	0	0.00										
Contest Total		4697	3336	71.02	1922	101	19	47						

Local BOE- Stratford Boro

		Registered	Ballots Cast	Turnout (%)	Sue BOVE	Nancy SCULLY	Write-In	Dawn Marie Martin					
Stratford Dist 1	Total	580	345	59.48	155	178	5	15					
Stratford Dist 2	Total	857	498	58.11	245	266	12	12					
Stratford Dist 3	Total	806	480	59.55	233	241	6	3					
Stratford Dist 4	Total	1027	574	55.89	282	302	14	20					
Stratford Dist 5	Total	620	306	49.35	117	125	6						
Stratford Dist 6	Total	807	488	60.47	241	269	20	26					
Stratford Mail-In Ballot	Total	0	585	0.00	352	361	36						
Stratford Provisional	Total	0	60	0.00	28	27	7						
Stratford Emergency Ballots	Total	0	0	0.00									
Stratford Borough	Total	4697	3336	71.02	1653	1769	106	76					
Total - TC-Election Day		4697	2691	57.29	1273	1381	63	76					
Total - TC-Emergency		4697	0	0.00									
Total - TC-Mail-In Ballot		4697	585	12.45	352	361	36						
Total - TC-Provisional		4697	60	1.28	28	27	7						
Total - TC-Rejected Ballots		4697	0	0.00									
Contest Total		4697	3336	71.02	1653	1769	106	76					

Eastern Cam Co Regional Member BOE Voorhees

		Registered	Ballots Cast	Turnout (%)	Hillary J. GARR	Jude J. BROWN	Write-In							
Voorhees Dist 1	Total	1396	779	55.80	423	399	2							
Voorhees Dist 2	Total	1272	726	57.08	386	397	2							
Voorhees Dist 3	Total	1261	688	54.56	379	365	4							
Voorhees Dist 4	Total	1158	509	43.96	238	233	2							
Voorhees Dist 5	Total	1339	722	53.92	344	333	2							
Voorhees Dist 6	Total	1285	679	52.84	329	336								
Voorhees Dist 7	Total	747	396	53.01	232	236	4							
Voorhees Dist 8	Total	1515	790	52.15	418	391	3							
Voorhees Dist 9	Total	1347	777	57.68	430	412	3							
Voorhees Dist 10	Total	989	545	55.11	269	272	1							
Voorhees Dist 11	Total	1008	544	53.97	287	281	1							
Voorhees Dist 12	Total	974	499	51.23	259	261	1							
Voorhees Dist 13	Total	1303	749	57.48	344	311	1							
Voorhees Dist 14	Total	850	496	58.35	273	259	2							
Voorhees Dist 15	Total	1230	615	50.00	344	318	3							
Voorhees Dist 16	Total	781	446	57.11	247	241	1							
Voorhees Dist 17	Total	764	406	53.14	181	162	1							
Voorhees Dist 18	Total	1175	555	47.23	303	271	2							
Voorhees Dist 19	Total	999	433	43.34	184	172	1							
Voorhees Mail-In Ballot	Total	0	3224	0.00	1878	1883	49							
Voorhees Provisional	Total	0	284	0.00	113	110	2							
Voorhees Emergency Ballots	Total	0	0	0.00										
Voorhees Twp	Total	21393	14862	69.47	7861	7643	87							
Total - TC-Election Day		21393	11354	53.07	5870	5650	36							
Total - TC-Emergency		21393	0	0.00										
Total - TC-Mail-In Ballot		21393	3224	15.07	1878	1883	49							
Total - TC-Provisional		21393	284	1.33	113	110	2							
Total - TC-Rejected Ballots		21393	0	0.00										
Contest Total		21393	14862	69.47	7861	7643	87							

Local BOE- Voorhees

		Registered	Ballots Cast	Turnout (%)	John SCHMIDT	Dawn WALLACE	Troy A. BROCCO	Richard HORNER	Richard WOODON	Dana GALLANO	Write-In			
Voorhees Dist 1	Total	1396	779	55.80	229	246	194	175	135	229	4			
Voorhees Dist 2	Total	1272	726	57.08	292	246	191	142	144	218	1			
Voorhees Dist 3	Total	1261	688	54.56	223	276	226	120	115	217	2			
Voorhees Dist 4	Total	1158	509	43.96	111	171	108	84	43	143				
Voorhees Dist 5	Total	1339	722	53.92	157	236	185	115	74	214	2			
Voorhees Dist 6	Total	1285	679	52.84	179	229	192	130	121	223	1			
Voorhees Dist 7	Total	747	396	53.01	140	166	131	94	77	156	1			
Voorhees Dist 8	Total	1515	790	52.15	195	289	216	170	111	240	2			
Voorhees Dist 9	Total	1347	777	57.68	268	276	233	138	165	242				
Voorhees Dist 10	Total	989	545	55.11	167	192	155	98	89	177	1			
Voorhees Dist 11	Total	1008	544	53.97	137	197	151	104	100	196	2			
Voorhees Dist 12	Total	974	499	51.23	145	174	127	105	84	154				
Voorhees Dist 13	Total	1303	749	57.48	183	213	149	127	96	193	1			
Voorhees Dist 14	Total	850	496	58.35	144	174	124	97	81	137				
Voorhees Dist 15	Total	1230	615	50.00	160	224	154	152	98	198	4			
Voorhees Dist 16	Total	781	446	57.11	111	163	140	98	69	148	1			
Voorhees Dist 17	Total	764	406	53.14	98	126	89	67	37	97				
Voorhees Dist 18	Total	1175	555	47.23	128	207	144	105	65	176	1			
Voorhees Dist 19	Total	999	433	43.34	109	94	86	69	60	87				
Voorhees Mail-In Ballot	Total	0	3224	0.00	935	1216	790	834	737	1151	21			
Voorhees Provisional	Total	0	284	0.00	45	91	59	56	28	74				
Voorhees Emergency Ballots	Total	0	0	0.00										
Voorhees Twp	Total	21393	14862	69.47	4156	5206	3844	3080	2529	4670	44			
Total - TC-Election Day		21393	11354	53.07	3176	3899	2995	2190	1764	3445	23			
Total - TC-Emergency		21393	0	0.00										
Total - TC-Mail-In Ballot		21393	3224	15.07	935	1216	790	834	737	1151	21			
Total - TC-Provisional		21393	284	1.33	45	91	59	56	28	74				
Total - TC-Rejected Ballots		21393	0	0.00										
Contest Total		21393	14862	69.47	4156	5206	3844	3080	2529	4670	44			

Local BOE- Waterford Township

		Registered	Ballots Cast	Turnout (%)	AI PANGIA	William A. WILHELM	Eva SURJANI	Ralph CONDO	Michael VITARELLI	Write-In				
Waterford Dist 1	Total	1017	614	60.37	244	244	161	163	249	1				
Waterford Dist 2	Total	1192	650	54.53	241	258	224	172	284	5				
Waterford Dist 3	Total	1056	528	50.00	180	208	163	141	225	2				
Waterford Dist 4	Total	871	521	59.82	196	215	151	184	248	4				
Waterford Dist 5	Total	1019	520	51.03	188	176	167	131	183	2				
Waterford Dist 6	Total	1032	613	59.40	214	236	186	146	253	4				
Waterford Dist 7	Total	1164	695	59.71	226	253	226	172	259	5				
Waterford Dist 8	Total	314	203	64.65	72	86	62	47	91					
Waterford Mail-In Ballot	Total	0	821	0.00	386	351	353	291	458	2				
Waterford Provisional	Total	0	105	0.00	31	41	32	20	40					
Waterford Emergency Ballots	Total	0	0	0.00										
Waterford Twp	Total	7665	5270	68.75	1978	2068	1725	1467	2290	25				
Total - TC-Election Day		7665	4344	56.67	1561	1676	1340	1156	1792	23				
Total - TC-Emergency		7665	0	0.00										
Total - TC-Mail-In Ballot		7665	821	10.71	386	351	353	291	458	2				
Total - TC-Provisional		7665	105	1.37	31	41	32	20	40					
Total - TC-Rejected Ballots		7665	0	0.00										
Contest Total		7665	5270	68.75	1978	2068	1725	1467	2290	25				

Local BOE- Winslow Township

		Registered	Ballots Cast	Turnout (%)	Larry BLAKE	John M. SHAW, JR.	Julie A. PETERSON	Hasson WILCOX	Caron CHARNEY	Write-In				
Winslow W1 D1	Total	1039	588	56.59	144	178	176	71	133	1				
Winslow W1 D2	Total	1179	559	47.41	177	205	199	75	174	1				
Winslow W1 D3	Total	756	439	58.07	147	163	188	67	111	6				
Winslow W1 D4	Total	1338	754	56.35	224	286	292	126	201	5				
Winslow W1 D5	Total	1273	720	56.56	249	286	291	102	186	5				
Winslow W1 D6	Total	700	399	57.00	148	142	167	76	85	2				
Winslow Ward 1 Mail-In Ballot	Total	0	847	0.00	311	340	406	138	346	7				
Winslow Ward 1 Provisional	Total	0	60	0.00	13	19	21	8	18					
Winslow W1 Emergency Ballots	Total	0	0	0.00										
Winslow W2 D1	Total	1508	919	60.94	332	265	402	203	151	3				
Winslow W2 D2	Total	885	497	56.16	135	204	174	82	143	7				
Winslow W2 D3	Total	1525	887	58.16	261	255	317	153	183	5				
Winslow W2 D4	Total	1111	661	59.50	228	247	261	121	161	5				
Winslow W2 D5	Total	890	505	56.74	122	153	178	79	103	4				
Winslow W2 D6	Total	928	580	62.50	218	179	261	143	83	3				
Winslow Ward 2 Mail-In Ballot	Total	0	736	0.00	279	248	382	167	242	5				
Winslow Ward 2 Provisional	Total	0	87	0.00	31	24	33	18	22					
Winslow W2 Emergency Ballots	Total	0	0	0.00										
Winslow W3 D1	Total	1283	666	51.91	386	145	386	268	78	5				
Winslow W3 D2	Total	1397	780	55.83	420	171	447	335	91					
Winslow W3 D3	Total	1150	588	51.13	319	109	333	273	71	4				
Winslow W3 D4	Total	1119	636	56.84	247	160	261	204	107	5				
Winslow W3 D5	Total	1303	754	57.87	333	219	365	226	128	3				
Winslow Ward 3 Mail-In Ballot	Total	0	573	0.00	262	177	308	199	150	11				
Winslow Ward 3 Provisional	Total	0	61	0.00	32	12	28	25	6	2				
Winslow W3 Emergency Ballots	Total	0	0	0.00										
Winslow W4 D1	Total	775	425	54.84	140	134	174	67	78	1				
Winslow W4 D2	Total	1474	767	52.04	291	225	333	215	172	1				
Winslow W4 D3	Total	1663	931	55.98	344	287	389	245	192	9				
Winslow W4 D4	Total	1234	772	62.56	237	249	283	150	187	6				
Winslow W4 D5	Total	1413	800	56.62	292	249	331	169	151	3				
Winslow Ward 4 Mail-In Ballot	Total	0	818	0.00	337	277	433	216	252	8				
Winslow Ward 4 Provisional	Total	0	59	0.00	22	15	20	16	12					
Winslow W4 Emergency Ballots	Total	0	0	0.00										
Winslow Twp	Total	25943	17868	68.87	6681	5623	7839	4237	4017	117				
Total - TC-Election Day		25943	14627	56.38	5394	4511	6208	3450	2969	84				
Total - TC-Emergency		25943	0	0.00										
Total - TC-Mail-In Ballot		25943	2974	11.46	1189	1042	1529	720	990	31				
Total - TC-Provisional		25943	267	1.03	98	70	102	67	58	2				
Total - TC-Rejected Ballots		25943	0	0.00										
Contest Total		25943	17868	68.87	6681	5623	7839	4237	4017	117				

Local BOE- Woodlynne Boro

		Registered	Ballots Cast	Turnout (%)	Cornelius EELMAN	Carlos A. POOLE	Write-In						
Woodlynne Dist 1	Total	902	465	51.55	127	121	25						
Woodlynne Dist 2	Total	700	367	52.43	120	124	46						
Woodlynne Mail-In Ballot	Total	0	61	0.00	35	36	1						
Woodlynne Provisional	Total	0	39	0.00	8	9	1						
Woodlynne Emergency Ballots	Total	0	0	0.00									
Woodlynne Borough	Total	1602	932	58.18	290	290	73						
Total - TC-Election Day		1602	832	51.94	247	245	71						
Total - TC-Emergency		1602	0	0.00									
Total - TC-Mail-In Ballot		1602	61	3.81	35	36	1						
Total - TC-Provisional		1602	39	2.43	8	9	1						
Total - TC-Rejected Ballots		1602	0	0.00									
Contest Total		1602	932	58.18	290	290	73						

Public Question #1

		Registered	Ballots Cast	Turnout (%)	Yes	No							
Audubon Boro Dist 1	Total	759	473	62.32	72	335							
Audubon Boro Dist 2	Total	627	387	61.72	40	304							
Audubon Boro Dist 3	Total	970	603	62.16	109	411							
Audubon Boro Dist 4	Total	620	427	68.87	53	339							
Audubon Boro Dist 5	Total	927	557	60.09	91	388							
Audubon Boro Dist 6	Total	1091	663	60.77	103	477							
Audubon Boro Dist 7	Total	681	452	66.37	70	317							
Audubon Boro Dist 8	Total	857	520	60.68	77	381							
Audubon Boro Mail-In Ballot	Total	0	617	0.00	87	400							
Audubon Boro Provisional	Total	0	79	0.00	14	49							
Audubon Boro Emergency Ballots	Total	0	0	0.00									
Audubon Borough	Total	6532	4778	73.15	716	3401							
Audubon Park Dist 1	Total	773	493	63.78	77	324							
Audubon Park Mail-In Ballot	Total	0	52	0.00	14	28							
Audubon Park Provisional	Total	0	7	0.00	1	1							
Audubon Park Emergency Ballots	Total	0	0	0.00									
Audubon Park Borough	Total	773	552	71.41	92	353							
Barrington Dist 1	Total	1187	730	61.50	105	546							
Barrington Dist 2	Total	825	452	54.79	76	289							
Barrington Dist 3	Total	1366	600	43.92	80	442							
Barrington Dist 4	Total	1366	717	52.49	133	448							
Barrington Dist 5	Total	535	311	58.13	50	222							
Barrington Mail-In Ballot	Total	0	551	0.00	101	339							
Barrington Provisional	Total	0	69	0.00	7	41							
Barrington Emergency Ballots	Total	0	0	0.00									
Barrington Borough	Total	5279	3430	64.97	552	2327							
Bellmawr Dist 1	Total	1334	780	58.47	99	485							
Bellmawr Dist 2	Total	1113	691	62.08	111	469							
Bellmawr Dist 3	Total	978	606	61.96	107	387							
Bellmawr Dist 4	Total	978	568	58.08	87	351							
Bellmawr Dist 5	Total	957	494	51.62	95	311							
Bellmawr Dist 6	Total	1092	635	58.15	113	423							
Bellmawr Dist 7	Total	913	503	55.09	74	316							
Bellmawr Mail-In Ballot	Total	0	776	0.00	159	410							
Bellmawr Provisional	Total	0	107	0.00	20	48							
Bellmawr Emergency Ballots	Total	0	0	0.00									
Bellmawr Borough	Total	7365	5160	70.06	865	3200							
Berlin Boro Dist 1	Total	870	432	49.66	49	304							
Berlin Boro Dist 2	Total	1265	745	58.89	99	555							

Public Question #1

		Registered	Ballots Cast	Turnout (%)	Yes	No							
Berlin Boro Dist 3	Total	1317	737	55.96	88	482							
Berlin Boro Dist 4	Total	1241	717	57.78	107	488							
Berlin Boro Dist 5	Total	631	352	55.78	50	252							
Berlin Boro Mail-In Ballot	Total	0	752	0.00	103	488							
Berlin Boro Provisional	Total	0	83	0.00	11	48							
Berlin Boro Emergency Ballots	Total	0	0	0.00									
Berlin Borough	Total	5324	3818	71.71	507	2617							
Berlin Twp Dist 1	Total	1308	715	54.66	87	508							
Berlin Twp Dist 2	Total	618	368	59.55	61	232							
Berlin Twp Dist 3	Total	615	322	52.36	44	222							
Berlin Twp Dist 4	Total	1177	639	54.29	75	461							
Berlin Twp Mail-In Ballot	Total	0	414	0.00	74	255							
Berlin Twp Provisional	Total	0	49	0.00	5	28							
Berlin Twp Emergency Ballots	Total	0	0	0.00									
Berlin Twp	Total	3718	2507	67.43	346	1706							
Brooklawn Dist 1	Total	1255	721	57.45	132	477							
Brooklawn Mail-In Ballot	Total	0	78	0.00	12	48							
Brooklawn Provisional	Total	0	12	0.00	1	7							
Brooklawn Emergency Ballots	Total	0	0	0.00									
Brooklawn Borough	Total	1255	811	64.62	145	532							
Camden City W1 D1	Total	611	244	39.93	31	69							
Camden City W1 D2	Total	1267	487	38.44	73	101							
Camden City W1 D3	Total	1003	424	42.27	93	120							
Camden City W1 D4	Total	856	346	40.42	37	79							
Camden City W1 D5	Total	1182	420	35.53	62	96							
Camden City W1 D6	Total	1081	456	42.18	69	107							
Camden City W1 D7	Total	838	309	36.87	63	83							
Camden City W1 D8	Total	918	477	51.96	62	123							
Camden City W1 D9	Total	1602	624	38.95	81	151							
Camden City W1 D10	Total	819	354	43.22	45	92							
Camden City Ward 1 Mail-In Ballot	Total	0	542	0.00	142	238							
Camden City Ward 1 Provisional	Total	0	462	0.00	68	180							
Camden City W1 Emergency Ballots	Total	0	0	0.00									
Camden City W2 D1	Total	677	312	46.09	53	104							
Camden City W2 D2	Total	888	376	42.34	87	144							
Camden City W2 D3	Total	980	519	52.96	79	184							
Camden City W2 D4	Total	769	313	40.70	58	96							
Camden City W2 D5	Total	822	319	38.81	47	103							
Camden City W2 D6	Total	1443	594	41.16	89	149							
Camden City W2 D7	Total	1055	481	45.59	81	177							
Camden City W2 D8	Total	1536	601	39.13	83	130							

Public Question #1

		Registered	Ballots Cast	Turnout (%)	Yes	No							
Camden City W2 D9	Total	1382	626	45.30	98	133							
Camden City W2 D10	Total	820	362	44.15	56	100							
Camden City W2 D11	Total	729	255	34.98	33	56							
Camden City Ward 2 Mail-In Ballot	Total	0	554	0.00	160	198							
Camden City Ward 2 Provisional	Total	0	399	0.00	96	114							
Camden City W2 Emergency Ballots	Total	0	0	0.00									
Camden City W3 D1	Total	1004	384	38.25	65	138							
Camden City W3 D2	Total	1311	609	46.45	46	167							
Camden City W3 D3	Total	858	381	44.41	95	105							
Camden City W3 D4	Total	1040	424	40.77	42	118							
Camden City W3 D5	Total	894	342	38.26	28	71							
Camden City W3 D6	Total	1126	501	44.49	68	139							
Camden City W3 D7	Total	1128	495	43.88	93	151							
Camden City W3 D8	Total	1200	502	41.83	58	115							
Camden City W3 D9	Total	1348	607	45.03	51	102							
Camden City Ward 3 Mail-In Ballot	Total	0	497	0.00	128	181							
Camden City Ward 3 Provisional	Total	0	324	0.00	61	86							
Camden City W3 Emergency Ballots	Total	0	0	0.00									
Camden City W4 D1	Total	895	392	43.80	39	78							
Camden City W4 D2	Total	1004	419	41.73	29	60							
Camden City W4 D3	Total	1086	404	37.20	32	84							
Camden City W4 D4	Total	1181	394	33.36	27	119							
Camden City W4 D5	Total	910	445	48.90	139	175							
Camden City W4 D6	Total	1191	500	41.98	106	235							
Camden City W4 D7	Total	1075	496	46.14	49	117							
Camden City W4 D8	Total	1153	487	42.24	56	191							
Camden City W4 D9	Total	1143	524	45.84	70	142							
Camden City W4 D10	Total	1030	378	36.70	64	152							
Camden City Ward 4 Mail-In Ballot	Total	0	451	0.00	117	171							
Camden City Ward 4 Provisional	Total	0	277	0.00	57	112							
Camden City W4 Emergency Ballots	Total	0	0	0.00									
City of Camden	Total	41855	21089	50.39	3366	6136							
Cherry Hill Dist 1	Total	1043	615	58.96	80	453							
Cherry Hill Dist 2	Total	1185	636	53.67	133	373							
Cherry Hill Dist 3	Total	1506	787	52.26	138	525							
Cherry Hill Dist 4	Total	1248	641	51.36	114	444							
Cherry Hill Dist 5	Total	1175	664	56.51	101	430							
Cherry Hill Dist 6	Total	921	510	55.37	79	344							
Cherry Hill Dist 7	Total	968	604	62.40	77	441							
Cherry Hill Dist 8	Total	1164	535	45.96	129	303							
Cherry Hill Dist 9	Total	1380	592	42.90	101	390							
Cherry Hill Dist 10	Total	1380	737	53.41	105	518							

Public Question #1

		Registered	Ballots Cast	Turnout (%)	Yes	No							
Cherry Hill Dist 11	Total	1234	726	58.83	120	489							
Cherry Hill Dist 12	Total	1241	654	52.70	125	416							
Cherry Hill Dist 13	Total	1023	581	56.79	63	452							
Cherry Hill Dist 14	Total	845	531	62.84	86	382							
Cherry Hill Dist 15	Total	1277	644	50.43	102	418							
Cherry Hill Dist 16	Total	794	398	50.13	71	272							
Cherry Hill Dist 17	Total	1235	696	56.36	127	462							
Cherry Hill Dist 18	Total	871	432	49.60	66	304							
Cherry Hill Dist 19	Total	960	524	54.58	66	344							
Cherry Hill Dist 20	Total	1291	745	57.71	109	560							
Cherry Hill Dist 21	Total	1428	699	48.95	109	482							
Cherry Hill Dist 22	Total	1074	626	58.29	88	476							
Cherry Hill Dist 23	Total	1350	677	50.15	133	418							
Cherry Hill Dist 24	Total	1185	628	53.00	94	432							
Cherry Hill Dist 25	Total	1037	558	53.81	94	364							
Cherry Hill Dist 26	Total	1443	779	53.98	101	560							
Cherry Hill Dist 27	Total	1082	550	50.83	69	416							
Cherry Hill Dist 28	Total	1316	654	49.70	96	457							
Cherry Hill Dist 29	Total	1391	806	57.94	112	539							
Cherry Hill Dist 30	Total	720	371	51.53	52	278							
Cherry Hill Dist 31	Total	1318	670	50.83	138	375							
Cherry Hill Dist 32	Total	737	339	46.00	83	184							
Cherry Hill Dist 33	Total	1259	742	58.94	102	533							
Cherry Hill Dist 34	Total	1302	711	54.61	91	491							
Cherry Hill Dist 35	Total	1272	732	57.55	92	546							
Cherry Hill Dist 36	Total	1176	541	46.00	75	382							
Cherry Hill Dist 37	Total	1046	532	50.86	60	391							
Cherry Hill Dist 38	Total	853	446	52.29	58	311							
Cherry Hill Dist 39	Total	1209	597	49.38	67	455							
Cherry Hill Dist 40	Total	839	444	52.92	57	330							
Cherry Hill Dist 41	Total	920	450	48.91	71	300							
Cherry Hill Dist 42	Total	718	423	58.91	65	317							
Cherry Hill Dist 43	Total	1031	519	50.34	60	389							
Cherry Hill Dist 44	Total	1373	674	49.09	94	441							
Cherry Hill Dist 45	Total	1650	842	51.03	143	574							
Cherry Hill Dist 46	Total	1102	485	44.01	66	310							
Cherry Hill Dist 47	Total	980	507	51.73	66	355							
Cherry Hill Dist 48	Total	594	276	46.46	60	152							
Cherry Hill Mail-In Ballot	Total	0	8638	0.00	1449	5324							
Cherry Hill Provisional	Total	0	762	0.00	107	418							
Cherry Hill Emergency Ballots	Total	0	0	0.00									
Cherry Hill Twp	Total	54146	37930	70.05	5944	25320							
Chesilhurst Dist 1	Total	1120	575	51.34	88	313							
Chesilhurst Mail-In Ballot	Total	0	132	0.00	28	68							
Chesilhurst Provisional	Total	0	12	0.00	4	8							
Chesilhurst Emergency Ballots	Total	0	0	0.00									

Public Question #1

		Registered	Ballots Cast	Turnout (%)	Yes	No							
Chesilhurst Borough	Total	1120	719	64.20	120	389							
Clementon Dist 1	Total	965	491	50.88	80	302							
Clementon Dist 2	Total	973	503	51.70	76	332							
Clementon Dist 3	Total	1205	637	52.86	107	409							
Clementon Mail-In Ballot	Total	0	284	0.00	57	180							
Clementon Provisional	Total	0	74	0.00	21	33							
Clementon Emergency Ballots	Total	0	0	0.00									
Clementon Borough	Total	3143	1989	63.28	341	1256							
Collingswood Dist 1	Total	769	491	63.85	83	366							
Collingswood Dist 2	Total	1024	644	62.89	109	453							
Collingswood Dist 3	Total	577	330	57.19	54	215							
Collingswood Dist 4	Total	882	532	60.32	87	382							
Collingswood Dist 5	Total	1004	465	46.31	135	218							
Collingswood Dist 6	Total	719	466	64.81	51	343							
Collingswood Dist 7	Total	985	619	62.84	69	473							
Collingswood Dist 8	Total	874	483	55.26	64	355							
Collingswood Dist 9	Total	1319	714	54.13	111	510							
Collingswood Dist 10	Total	844	517	61.26	85	358							
Collingswood Dist 11	Total	902	522	57.87	84	372							
Collingswood Dist 12	Total	636	416	65.41	76	294							
Collingswood Mail-In Ballot	Total	0	1135	0.00	163	717							
Collingswood Provisional	Total	0	185	0.00	30	90							
Collingswood Emergency Ballots	Total	0	0	0.00									
Collingswood Borough	Total	10535	7519	71.37	1201	5146							
Gibbsboro Dist 1	Total	961	562	58.48	76	379							
Gibbsboro Dist 2	Total	791	473	59.80	51	329							
Gibbsboro Mail-In Ballot	Total	0	219	0.00	30	146							
Gibbsboro Provisional	Total	0	17	0.00		11							
Gibbsboro Emergency Ballots	Total	0	0	0.00									
Gibbsboro Borough	Total	1752	1271	72.55	157	865							
Gloucester City W1 D1	Total	815	379	46.50	84	206							
Gloucester City W1 D2	Total	703	372	52.92	70	252							
Gloucester City W1 D3	Total	652	392	60.12	61	288							
Gloucester City Ward 1 Mail-In Ballot	Total	0	167	0.00	39	93							
Gloucester City Ward 1 Provisional	Total	0	24	0.00	6	15							
Gloucester City W1 Emergency Ballots	Total	0	0	0.00									
Gloucester City W2 D1	Total	703	351	49.93	69	222							
Gloucester City W2 D2	Total	826	463	56.05	74	325							

Public Question #1

		Registered	Ballots Cast	Turnout (%)	Yes	No							
Gloucester City W2 D3	Total	909	530	58.31	74	379							
Gloucester City Ward 2 Mail-In Ballot	Total	0	239	0.00	49	136							
Gloucester City Ward 2 Provisional	Total	0	29	0.00	2	18							
Gloucester City W2 Emergency Ballots	Total	0	0	0.00									
Gloucester City W3 D1	Total	976	456	46.72	87	278							
Gloucester City W3 D2	Total	1043	512	49.09	88	339							
Gloucester City Ward 3 Mail-In Ballot	Total	0	185	0.00	33	93							
Gloucester City Ward 3 Provisional	Total	0	24	0.00	3	19							
Gloucester City W3 Emergency Ballots	Total	0	0	0.00									
City of Gloucester	Total	6627	4123	62.22	739	2663							
Gloucester Twp Dist 1	Total	644	378	58.70	52	275							
Gloucester Twp Dist 2	Total	703	435	61.88	60	309							
Gloucester Twp Dist 3	Total	833	436	52.34	64	304							
Gloucester Twp Dist 4	Total	1062	654	61.58	85	465							
Gloucester Twp Dist 5	Total	1257	635	50.52	114	400							
Gloucester Twp Dist 6	Total	1408	610	43.32	97	411							
Gloucester Twp Dist 7	Total	1097	644	58.71	92	431							
Gloucester Twp Dist 8	Total	1117	567	50.76	87	398							
Gloucester Twp Dist 9	Total	1257	722	57.44	115	492							
Gloucester Twp Dist 10	Total	905	496	54.81	71	347							
Gloucester Twp Dist 11	Total	1035	572	55.27	93	402							
Gloucester Twp Dist 12	Total	1171	663	56.62	64	488							
Gloucester Twp Dist 13	Total	1514	741	48.94	146	478							
Gloucester Twp Dist 14	Total	1143	590	51.62	105	335							
Gloucester Twp Dist 15	Total	1257	751	59.75	116	501							
Gloucester Twp Dist 16	Total	1160	656	56.55	69	506							
Gloucester Twp Dist 17	Total	2162	1012	46.81	195	574							
Gloucester Twp Dist 18	Total	1416	802	56.64	153	454							
Gloucester Twp Dist 19	Total	1335	805	60.30	155	519							
Gloucester Twp Dist 20	Total	1182	638	53.98	86	447							
Gloucester Twp Dist 21	Total	720	370	51.39	49	245							
Gloucester Twp Dist 22	Total	886	464	52.37	62	302							
Gloucester Twp Dist 23	Total	1215	673	55.39	114	357							
Gloucester Twp Dist 24	Total	1199	663	55.30	84	449							
Gloucester Twp Dist 25	Total	1183	667	56.38	98	467							
Gloucester Twp Dist 26	Total	907	550	60.64	70	390							
Gloucester Twp Dist 27	Total	990	532	53.74	67	350							
Gloucester Twp Dist 28	Total	1302	578	44.39	108	314							
Gloucester Twp Dist 29	Total	1302	797	61.21	108	548							
Gloucester Twp Dist 30	Total	1354	752	55.54	104	524							
Gloucester Twp Dist 31	Total	888	456	51.35	69	318							
Gloucester Twp Dist 32	Total	1229	660	53.70	103	470							
Gloucester Twp Dist 33	Total	1277	702	54.97	132	426							
Gloucester Twp Dist 34	Total	866	443	51.15	62	284							

Public Question #1

		Registered	Ballots Cast	Turnout (%)	Yes	No							
Gloucester Twp Dist 35	Total	1373	817	59.50	119	543							
Gloucester Twp Dist 36	Total	954	551	57.76	74	402							
Gloucester Twp Dist 37	Total	522	263	50.38	74	116							
Gloucester Twp Dist 38	Total	570	333	58.42	62	212							
Gloucester Twp Dist 39	Total	566	300	53.00	49	222							
Gloucester Twp Dist 40	Total	1116	544	48.75	101	352							
Gloucester Twp Mail-In Ballot	Total	0	5429	0.00	915	3324							
Gloucester Twp Provisional	Total	0	631	0.00	111	355							
Gloucester Twp Emergency Ballots	Total	0	0	0.00									
Gloucester Twp	Total	44077	29982	68.02	4754	19506							
Haddon Heights Dist 1	Total	764	492	64.40	49	399							
Haddon Heights Dist 2	Total	644	385	59.78	76	264							
Haddon Heights Dist 3	Total	1068	671	62.83	91	509							
Haddon Heights Dist 4	Total	627	354	56.46	45	264							
Haddon Heights Dist 5	Total	907	581	64.06	87	431							
Haddon Heights Dist 6	Total	920	560	60.87	70	405							
Haddon Heights Dist 7	Total	936	596	63.68	81	442							
Haddon Heights Mail-In Ballot	Total	0	822	0.00	139	523							
Haddon Heights Provisional	Total	0	57	0.00	5	41							
Haddon Heights Emergency Ballots	Total	0	0	0.00									
Haddon Heights Borough	Total	5866	4518	77.02	643	3278							
Haddon Twp Dist 1	Total	701	458	65.34	66	347							
Haddon Twp Dist 2	Total	719	421	58.55	62	306							
Haddon Twp Dist 3	Total	1083	712	65.74	99	532							
Haddon Twp Dist 4	Total	691	442	63.97	78	288							
Haddon Twp Dist 5	Total	490	319	65.10	48	209							
Haddon Twp Dist 6	Total	675	412	61.04	72	254							
Haddon Twp Dist 7	Total	640	424	66.25	41	322							
Haddon Twp Dist 8	Total	923	527	57.10	79	370							
Haddon Twp Dist 9	Total	603	351	58.21	46	258							
Haddon Twp Dist 10	Total	680	399	58.68	72	237							
Haddon Twp Dist 11	Total	898	565	62.92	82	396							
Haddon Twp Dist 12	Total	1334	875	65.59	85	614							
Haddon Twp Dist 13	Total	661	400	60.51	60	287							
Haddon Twp Dist 14	Total	695	410	58.99	62	272							
Haddon Twp Dist 15	Total	681	397	58.30	73	254							
Haddon Twp Mail-In Ballot	Total	0	1358	0.00	211	814							
Haddon Twp Provisional	Total	0	130	0.00	12	74							
Haddon Twp Emergency Ballots	Total	0	0	0.00									
Haddon Twp	Total	11474	8600	74.95	1248	5834							
Haddonfield Dist 1	Total	1191	588	49.37	64	472							

Public Question #1

		Registered	Ballots Cast	Turnout (%)	Yes	No							
Haddonfield Dist 2	Total	1335	668	50.04	76	491							
Haddonfield Dist 3	Total	928	504	54.31	63	379							
Haddonfield Dist 4	Total	778	393	50.51	36	310							
Haddonfield Dist 5	Total	677	317	46.82	28	253							
Haddonfield Dist 6	Total	975	544	55.79	59	384							
Haddonfield Dist 7	Total	956	511	53.45	66	355							
Haddonfield Dist 8	Total	1032	599	58.04	56	463							
Haddonfield Dist 9	Total	1103	661	59.93	77	505							
Haddonfield Dist 10	Total	803	436	54.30	49	338							
Haddonfield Mail-In Ballot	Total	0	1930	0.00	244	1310							
Haddonfield Provisional	Total	0	129	0.00	21	86							
Haddonfield Emergency Ballots	Total	0	0	0.00									
Haddonfield Borough	Total	9778	7280	74.45	839	5346							
Hi-Nella Dist 1	Total	587	332	56.56	53	216							
Hi Nella Mail-In Ballot	Total	0	50	0.00	6	31							
Hi Nella Provisional	Total	0	6	0.00		2							
Hi Nella Emergency Ballots	Total	0	0	0.00									
Hi-Nella Borough	Total	587	388	66.10	59	249							
Laurel Springs Dist 1	Total	621	368	59.26	73	249							
Laurel Springs Dist 2	Total	758	451	59.50	58	347							
Laurel Springs Mail-In Ballot	Total	0	148	0.00	30	81							
Laurel Springs Provisional	Total	0	19	0.00	1	16							
Laurel Springs Emergency Ballots	Total	0	0	0.00									
Laurel Springs Borough	Total	1379	986	71.50	162	693							
Lawnside Dist 1	Total	1112	639	57.46	126	253							
Lawnside Dist 2	Total	1165	671	57.60	145	303							
Lawnside Mail-In Ballot	Total	0	208	0.00	41	105							
Lawnside Provisional	Total	0	22	0.00	4	5							
Lawnside Emergency Ballots	Total	0	0	0.00									
Lawnside Borough	Total	2277	1540	67.63	316	666							
Lindenwold Dist 1	Total	1317	670	50.87	107	452							
Lindenwold Dist 2	Total	1139	569	49.96	103	375							
Lindenwold Dist 3	Total	927	489	52.75	81	310							
Lindenwold Dist 4	Total	1434	735	51.26	139	420							
Lindenwold Dist 5	Total	1326	562	42.38	111	287							
Lindenwold Dist 6	Total	1243	610	49.07	137	310							
Lindenwold Dist 7	Total	814	301	36.98	62	110							
Lindenwold Dist 8	Total	1380	644	46.67	151	338							
Lindenwold Dist 9	Total	631	339	53.72	43	217							

Public Question #1

		Registered	Ballots Cast	Turnout (%)	Yes	No							
Lindenwold Mail-In Ballot	Total	0	969	0.00	221	513							
Lindenwold Provisional	Total	0	182	0.00	44	83							
Lindenwold Emergency Ballots	Total	0	0	0.00									
Lindenwold Borough	Total	10211	6070	59.45	1199	3415							
Magnolia Dist 1	Total	799	455	56.95	81	274							
Magnolia Dist 2	Total	617	373	60.45	68	246							
Magnolia Dist 3	Total	771	417	54.09	80	267							
Magnolia Dist 4	Total	771	460	59.66	74	322							
Magnolia Mail-In Ballot	Total	0	262	0.00	62	143							
Magnolia Provisional	Total	0	45	0.00	5	24							
Magnolia Emergency Ballots	Total	0	0	0.00									
Magnolia Borough	Total	2958	2012	68.02	370	1276							
Merchantville Dist 1	Total	1168	670	57.36	136	412							
Merchantville Dist 2	Total	738	453	61.38	56	318							
Merchantville Dist 3	Total	800	425	53.13	86	261							
Merchantville Mail-In Ballot	Total	0	284	0.00	51	172							
Merchantville Provisional	Total	0	40	0.00	4	26							
Merchantville Emergency Ballots	Total	0	0	0.00									
Merchantville Borough	Total	2706	1872	69.18	333	1189							
Mt Ephraim Dist 1	Total	743	463	62.31	71	318							
Mt Ephraim Dist 2	Total	860	546	63.49	100	358							
Mt Ephraim Dist 3	Total	841	472	56.12	94	314							
Mt Ephraim Dist 4	Total	816	432	52.94	62	299							
Mt. Ephraim Mail-In Ballot	Total	0	306	0.00	75	172							
Mt. Ephraim Provisional	Total	0	21	0.00	3	10							
Mt. Ephraim Emergency Ballots	Total	0	0	0.00									
Mt. Ephraim Borough	Total	3260	2240	68.71	405	1471							
Oaklyn Dist 1	Total	667	403	60.42	63	283							
Oaklyn Dist 2	Total	832	456	54.81	74	301							
Oaklyn Dist 3	Total	749	442	59.01	74	285							
Oaklyn Dist 4	Total	707	459	64.92	73	330							
Oaklyn Mail-In Ballot	Total	0	270	0.00	60	150							
Oaklyn Provisional	Total	0	44	0.00	6	28							
Oaklyn Emergency Ballots	Total	0	0	0.00									
Oaklyn Borough	Total	2955	2074	70.19	350	1377							
Pennsauken Dist 1	Total	1062	558	52.54	106	235							

Public Question #1

		Registered	Ballots Cast	Turnout (%)	Yes	No							
Pennsauken Dist 2	Total	1529	872	57.03	178	383							
Pennsauken Dist 3	Total	1033	579	56.05	99	327							
Pennsauken Dist 4	Total	1383	719	51.99	135	352							
Pennsauken Dist 5	Total	768	467	60.81	79	298							
Pennsauken Dist 6	Total	1061	618	58.25	87	381							
Pennsauken Dist 7	Total	1319	735	55.72	166	306							
Pennsauken Dist 8	Total	886	517	58.35	85	290							
Pennsauken Dist 9	Total	948	429	45.25	92	190							
Pennsauken Dist 10	Total	881	516	58.57	84	306							
Pennsauken Dist 11	Total	963	563	58.46	79	333							
Pennsauken Dist 12	Total	818	472	57.70	105	209							
Pennsauken Dist 13	Total	958	551	57.52	82	354							
Pennsauken Dist 14	Total	1035	611	59.03	130	291							
Pennsauken Dist 15	Total	1185	621	52.41	117	249							
Pennsauken Dist 16	Total	777	403	51.87	77	161							
Pennsauken Dist 17	Total	1240	639	51.53	125	341							
Pennsauken Dist 18	Total	1297	776	59.83	152	402							
Pennsauken Dist 19	Total	615	329	53.50	89	166							
Pennsauken Dist 20	Total	831	458	55.11	97	181							
Pennsauken Dist 21	Total	717	391	54.53	57	196							
Pennsauken Dist 22	Total	812	453	55.79	80	243							
Pennsauken Dist 23	Total	793	440	55.49	78	236							
Pennsauken Dist 24	Total	611	311	50.90	73	125							
Pennsauken Mail-In Ballot	Total	0	1972	0.00	447	1044							
Pennsauken Provisional	Total	0	304	0.00	63	111							
Pennsauken Emergency Ballots	Total	0	0	0.00									
Pennsauken Twp	Total	23522	15304	65.06	2962	7710							
Pine Hill Dist 1	Total	935	558	59.68	97	340							
Pine Hill Dist 2	Total	1152	634	55.03	78	409							
Pine Hill Dist 3	Total	1147	657	57.28	103	446							
Pine Hill Dist 4	Total	1236	593	47.98	126	313							
Pine Hill Dist 5	Total	1215	685	56.38	114	442							
Pine Hill Dist 6	Total	919	415	45.16	96	206							
Pine Hill Mail-In Ballot	Total	0	616	0.00	122	378							
Pine Hill Provisional	Total	0	75	0.00	22	36							
Pine Hill Emergency Ballots	Total	0	0	0.00									
Pine Hill Borough	Total	6604	4233	64.10	758	2570							
Pine Valley Dist 1	Total	0	0	0.00									
Pine Valley Mail-In Ballot	Total	0	11	0.00	2	6							
Pine Valley Provisional	Total	0	0	0.00									
Pine Valley Borough	Total	0	11	0.00	2	6							
Runnemede Dist 1	Total	709	370	52.19	69	214							

Public Question #1

		Registered	Ballots Cast	Turnout (%)	Yes	No							
Runnemede Dist 2	Total	992	534	53.83	90	353							
Runnemede Dist 3	Total	728	377	51.79	66	231							
Runnemede Dist 4	Total	879	521	59.27	74	312							
Runnemede Dist 5	Total	1280	650	50.78	89	392							
Runnemede Dist 6	Total	1089	624	57.30	99	427							
Runnemede Mail-In Ballot	Total	0	648	0.00	132	373							
Runnemede Provisional	Total	0	58	0.00	13	23							
Runnemede Emergency Ballots	Total	0	0	0.00									
Runnemede Borough	Total	5677	3782	66.62	632	2325							
Somerdale Dist 1	Total	1377	778	56.50	121	484							
Somerdale Dist 2	Total	774	431	55.68	66	281							
Somerdale Dist 3	Total	748	425	56.82	83	239							
Somerdale Dist 4	Total	785	467	59.49	85	294							
Somerdale Mail-In Ballot	Total	0	362	0.00	57	204							
Somerdale Provisional	Total	0	41	0.00	10	16							
Somerdale Emergency Ballots	Total	0	0	0.00									
Somerdale Borough	Total	3684	2504	67.97	422	1518							
Stratford Dist 1	Total	580	345	59.48	41	251							
Stratford Dist 2	Total	857	498	58.11	80	349							
Stratford Dist 3	Total	806	480	59.55	71	322							
Stratford Dist 4	Total	1027	574	55.89	77	420							
Stratford Dist 5	Total	620	306	49.35	62	154							
Stratford Dist 6	Total	807	488	60.47	67	353							
Stratford Mail-In Ballot	Total	0	585	0.00	86	394							
Stratford Provisional	Total	0	60	0.00	10	37							
Stratford Emergency Ballots	Total	0	0	0.00									
Stratford Borough	Total	4697	3336	71.02	494	2280							
Tavistock Dist 1	Total	0	0	0.00									
Tavistock Mail-In Ballot	Total	0	8	0.00	2	2							
Tavistock Provisional	Total	0	0	0.00									
Tavistock Borough	Total	0	8	0.00	2	2							
Voorhees Dist 1	Total	1396	779	55.80	151	524							
Voorhees Dist 2	Total	1272	726	57.08	100	503							
Voorhees Dist 3	Total	1261	688	54.56	103	505							
Voorhees Dist 4	Total	1158	509	43.96	105	303							
Voorhees Dist 5	Total	1339	722	53.92	205	347							
Voorhees Dist 6	Total	1285	679	52.84	101	466							
Voorhees Dist 7	Total	747	396	53.01	59	299							
Voorhees Dist 8	Total	1515	790	52.15	150	493							
Voorhees Dist 9	Total	1347	777	57.68	126	574							

Public Question #1

		Registered	Ballots Cast	Turnout (%)	Yes	No							
Voorhees Dist 10	Total	989	545	55.11	97	357							
Voorhees Dist 11	Total	1008	544	53.97	83	412							
Voorhees Dist 12	Total	974	499	51.23	87	334							
Voorhees Dist 13	Total	1303	749	57.48	134	453							
Voorhees Dist 14	Total	850	496	58.35	89	317							
Voorhees Dist 15	Total	1230	615	50.00	79	462							
Voorhees Dist 16	Total	781	446	57.11	60	318							
Voorhees Dist 17	Total	764	406	53.14	55	293							
Voorhees Dist 18	Total	1175	555	47.23	121	331							
Voorhees Dist 19	Total	999	433	43.34	57	296							
Voorhees Mail-In Ballot	Total	0	3224	0.00	545	1986							
Voorhees Provisional	Total	0	284	0.00	54	145							
Voorhees Emergency Ballots	Total	0	0	0.00									
Voorhees Twp	Total	21393	14862	69.47	2561	9718							
Waterford Dist 1	Total	1017	614	60.37	79	471							
Waterford Dist 2	Total	1192	650	54.53	95	464							
Waterford Dist 3	Total	1056	528	50.00	52	383							
Waterford Dist 4	Total	871	521	59.82	58	405							
Waterford Dist 5	Total	1019	520	51.03	66	392							
Waterford Dist 6	Total	1032	613	59.40	63	489							
Waterford Dist 7	Total	1164	695	59.71	82	540							
Waterford Dist 8	Total	314	203	64.65	23	160							
Waterford Mail-In Ballot	Total	0	821	0.00	117	566							
Waterford Provisional	Total	0	105	0.00	12	71							
Waterford Emergency Ballots	Total	0	0	0.00									
Waterford Twp	Total	7665	5270	68.75	647	3941							
Winslow W1 D1	Total	1039	588	56.59	54	459							
Winslow W1 D2	Total	1179	559	47.41	56	449							
Winslow W1 D3	Total	756	439	58.07	47	345							
Winslow W1 D4	Total	1338	754	56.35	115	536							
Winslow W1 D5	Total	1273	720	56.56	75	568							
Winslow W1 D6	Total	700	399	57.00	74	245							
Winslow Ward 1 Mail-In Ballot	Total	0	847	0.00	101	584							
Winslow Ward 1 Provisional	Total	0	60	0.00	10	31							
Winslow W1 Emergency Ballots	Total	0	0	0.00									
Winslow W2 D1	Total	1508	919	60.94	182	544							
Winslow W2 D2	Total	885	497	56.16	62	356							
Winslow W2 D3	Total	1525	887	58.16	135	577							
Winslow W2 D4	Total	1111	661	59.50	98	450							
Winslow W2 D5	Total	890	505	56.74	58	342							
Winslow W2 D6	Total	928	580	62.50	116	342							
Winslow Ward 2 Mail-In Ballot	Total	0	736	0.00	108	482							
Winslow Ward 2 Provisional	Total	0	87	0.00	14	44							
Winslow W2 Emergency Ballots	Total	0	0	0.00									

Public Question #1

		Registered	Ballots Cast	Turnout (%)	Yes	No							
Winslow W3 D1	Total	1283	666	51.91	121	379							
Winslow W3 D2	Total	1397	780	55.83	186	394							
Winslow W3 D3	Total	1150	588	51.13	123	296							
Winslow W3 D4	Total	1119	636	56.84	108	365							
Winslow W3 D5	Total	1303	754	57.87	126	424							
Winslow Ward 3 Mail-In Ballot	Total	0	573	0.00	99	338							
Winslow Ward 3 Provisional	Total	0	61	0.00	15	23							
Winslow W3 Emergency Ballots	Total	0	0	0.00									
Winslow W4 D1	Total	775	425	54.84	59	306							
Winslow W4 D2	Total	1474	767	52.04	129	482							
Winslow W4 D3	Total	1663	931	55.98	163	586							
Winslow W4 D4	Total	1234	772	62.56	110	513							
Winslow W4 D5	Total	1413	800	56.62	129	493							
Winslow Ward 4 Mail-In Ballot	Total	0	818	0.00	140	529							
Winslow Ward 4 Provisional	Total	0	59	0.00	10	34							
Winslow W4 Emergency Ballots	Total	0	0	0.00									
Winslow Twp	Total	25943	17868	68.87	2823	11516							
Woodlynne Dist 1	Total	902	465	51.55	96	167							
Woodlynne Dist 2	Total	700	367	52.43	83	156							
Woodlynne Mail-In Ballot	Total	0	61	0.00	18	27							
Woodlynne Provisional	Total	0	39	0.00	9	15							
Woodlynne Emergency Ballots	Total	0	0	0.00									
Woodlynne Borough	Total	1602	932	58.18	206	365							
Total - TC-Election Day		347739	186213	53.55	29330	115736							
Total - TC-Emergency		347739	0	0.00									
Total - TC-Mail-In Ballot		347739	39601	11.39	6976	23764							
Total - TC-Provisional		347739	5554	1.60	972	2662							
Total - TC-Rejected Ballots		347739	0	0.00									
Contest Total		347739	231368	66.53	37278	142162							

Public Question #2

		Registered	Ballots Cast	Turnout (%)	Yes	No							
Audubon Boro Dist 1	Total	759	473	62.32	213	196							
Audubon Boro Dist 2	Total	627	387	61.72	155	190							
Audubon Boro Dist 3	Total	970	603	62.16	240	285							
Audubon Boro Dist 4	Total	620	427	68.87	183	210							
Audubon Boro Dist 5	Total	927	557	60.09	232	252							
Audubon Boro Dist 6	Total	1091	663	60.77	281	292							
Audubon Boro Dist 7	Total	681	452	66.37	188	207							
Audubon Boro Dist 8	Total	857	520	60.68	223	232							
Audubon Boro Mail-In Ballot	Total	0	617	0.00	342	144							
Audubon Boro Provisional	Total	0	79	0.00	28	34							
Audubon Boro Emergency Ballots	Total	0	0	0.00									
Audubon Borough	Total	6532	4778	73.15	2085	2042							
Audubon Park Dist 1	Total	773	493	63.78	191	212							
Audubon Park Mail-In Ballot	Total	0	52	0.00	28	14							
Audubon Park Provisional	Total	0	7	0.00		1							
Audubon Park Emergency Ballots	Total	0	0	0.00									
Audubon Park Borough	Total	773	552	71.41	219	227							
Barrington Dist 1	Total	1187	730	61.50	278	377							
Barrington Dist 2	Total	825	452	54.79	188	184							
Barrington Dist 3	Total	1366	600	43.92	220	299							
Barrington Dist 4	Total	1366	717	52.49	269	307							
Barrington Dist 5	Total	535	311	58.13	141	133							
Barrington Mail-In Ballot	Total	0	551	0.00	295	141							
Barrington Provisional	Total	0	69	0.00	23	23							
Barrington Emergency Ballots	Total	0	0	0.00									
Barrington Borough	Total	5279	3430	64.97	1414	1464							
Bellmawr Dist 1	Total	1334	780	58.47	266	321							
Bellmawr Dist 2	Total	1113	691	62.08	256	325							
Bellmawr Dist 3	Total	978	606	61.96	207	291							
Bellmawr Dist 4	Total	978	568	58.08	177	268							
Bellmawr Dist 5	Total	957	494	51.62	188	224							
Bellmawr Dist 6	Total	1092	635	58.15	236	308							
Bellmawr Dist 7	Total	913	503	55.09	169	219							
Bellmawr Mail-In Ballot	Total	0	776	0.00	329	228							
Bellmawr Provisional	Total	0	107	0.00	30	42							
Bellmawr Emergency Ballots	Total	0	0	0.00									
Bellmawr Borough	Total	7365	5160	70.06	1858	2226							
Berlin Boro Dist 1	Total	870	432	49.66	139	211							
Berlin Boro Dist 2	Total	1265	745	58.89	312	346							

Public Question #2

		Registered	Ballots Cast	Turnout (%)	Yes	No							
Berlin Boro Dist 3	Total	1317	737	55.96	267	306							
Berlin Boro Dist 4	Total	1241	717	57.78	279	330							
Berlin Boro Dist 5	Total	631	352	55.78	114	191							
Berlin Boro Mail-In Ballot	Total	0	752	0.00	342	231							
Berlin Boro Provisional	Total	0	83	0.00	21	38							
Berlin Boro Emergency Ballots	Total	0	0	0.00									
Berlin Borough	Total	5324	3818	71.71	1474	1653							
Berlin Twp Dist 1	Total	1308	715	54.66	297	303							
Berlin Twp Dist 2	Total	618	368	59.55	123	174							
Berlin Twp Dist 3	Total	615	322	52.36	126	143							
Berlin Twp Dist 4	Total	1177	639	54.29	246	292							
Berlin Twp Mail-In Ballot	Total	0	414	0.00	210	114							
Berlin Twp Provisional	Total	0	49	0.00	12	21							
Berlin Twp Emergency Ballots	Total	0	0	0.00									
Berlin Twp	Total	3718	2507	67.43	1014	1047							
Brooklawn Dist 1	Total	1255	721	57.45	290	324							
Brooklawn Mail-In Ballot	Total	0	78	0.00	38	20							
Brooklawn Provisional	Total	0	12	0.00	4	5							
Brooklawn Emergency Ballots	Total	0	0	0.00									
Brooklawn Borough	Total	1255	811	64.62	332	349							
Camden City W1 D1	Total	611	244	39.93	45	58							
Camden City W1 D2	Total	1267	487	38.44	109	64							
Camden City W1 D3	Total	1003	424	42.27	112	102							
Camden City W1 D4	Total	856	346	40.42	71	48							
Camden City W1 D5	Total	1182	420	35.53	87	86							
Camden City W1 D6	Total	1081	456	42.18	91	85							
Camden City W1 D7	Total	838	309	36.87	53	93							
Camden City W1 D8	Total	918	477	51.96	78	108							
Camden City W1 D9	Total	1602	624	38.95	123	111							
Camden City W1 D10	Total	819	354	43.22	74	60							
Camden City Ward 1 Mail-In Ballot	Total	0	542	0.00	197	155							
Camden City Ward 1 Provisional	Total	0	462	0.00	140	98							
Camden City W1 Emergency Ballots	Total	0	0	0.00									
Camden City W2 D1	Total	677	312	46.09	95	60							
Camden City W2 D2	Total	888	376	42.34	130	97							
Camden City W2 D3	Total	980	519	52.96	125	132							
Camden City W2 D4	Total	769	313	40.70	88	69							
Camden City W2 D5	Total	822	319	38.81	59	94							
Camden City W2 D6	Total	1443	594	41.16	108	135							
Camden City W2 D7	Total	1055	481	45.59	102	143							
Camden City W2 D8	Total	1536	601	39.13	101	118							

Public Question #2

		Registered	Ballots Cast	Turnout (%)	Yes	No							
Camden City W2 D9	Total	1382	626	45.30	127	108							
Camden City W2 D10	Total	820	362	44.15	75	77							
Camden City W2 D11	Total	729	255	34.98	45	45							
Camden City Ward 2 Mail-In Ballot	Total	0	554	0.00	207	145							
Camden City Ward 2 Provisional	Total	0	399	0.00	106	101							
Camden City W2 Emergency Ballots	Total	0	0	0.00									
Camden City W3 D1	Total	1004	384	38.25	67	129							
Camden City W3 D2	Total	1311	609	46.45	95	123							
Camden City W3 D3	Total	858	381	44.41	115	85							
Camden City W3 D4	Total	1040	424	40.77	71	94							
Camden City W3 D5	Total	894	342	38.26	49	48							
Camden City W3 D6	Total	1126	501	44.49	113	95							
Camden City W3 D7	Total	1128	495	43.88	135	111							
Camden City W3 D8	Total	1200	502	41.83	77	93							
Camden City W3 D9	Total	1348	607	45.03	70	87							
Camden City Ward 3 Mail-In Ballot	Total	0	497	0.00	192	102							
Camden City Ward 3 Provisional	Total	0	324	0.00	59	83							
Camden City W3 Emergency Ballots	Total	0	0	0.00									
Camden City W4 D1	Total	895	392	43.80	51	66							
Camden City W4 D2	Total	1004	419	41.73	29	58							
Camden City W4 D3	Total	1086	404	37.20	35	89							
Camden City W4 D4	Total	1181	394	33.36	43	106							
Camden City W4 D5	Total	910	445	48.90	62	262							
Camden City W4 D6	Total	1191	500	41.98	133	216							
Camden City W4 D7	Total	1075	496	46.14	77	92							
Camden City W4 D8	Total	1153	487	42.24	104	142							
Camden City W4 D9	Total	1143	524	45.84	115	98							
Camden City W4 D10	Total	1030	378	36.70	135	84							
Camden City Ward 4 Mail-In Ballot	Total	0	451	0.00	165	114							
Camden City Ward 4 Provisional	Total	0	277	0.00	52	117							
Camden City W4 Emergency Ballots	Total	0	0	0.00									
City of Camden	Total	41855	21089	50.39	4592	4886							
Cherry Hill Dist 1	Total	1043	615	58.96	305	232							
Cherry Hill Dist 2	Total	1185	636	53.67	267	248							
Cherry Hill Dist 3	Total	1506	787	52.26	341	326							
Cherry Hill Dist 4	Total	1248	641	51.36	281	278							
Cherry Hill Dist 5	Total	1175	664	56.51	288	248							
Cherry Hill Dist 6	Total	921	510	55.37	219	206							
Cherry Hill Dist 7	Total	968	604	62.40	273	247							
Cherry Hill Dist 8	Total	1164	535	45.96	215	219							
Cherry Hill Dist 9	Total	1380	592	42.90	249	247							
Cherry Hill Dist 10	Total	1380	737	53.41	335	297							

Public Question #2

		Registered	Ballots Cast	Turnout (%)	Yes	No							
Cherry Hill Dist 11	Total	1234	726	58.83	309	295							
Cherry Hill Dist 12	Total	1241	654	52.70	269	275							
Cherry Hill Dist 13	Total	1023	581	56.79	289	226							
Cherry Hill Dist 14	Total	845	531	62.84	280	187							
Cherry Hill Dist 15	Total	1277	644	50.43	279	249							
Cherry Hill Dist 16	Total	794	398	50.13	206	136							
Cherry Hill Dist 17	Total	1235	696	56.36	306	293							
Cherry Hill Dist 18	Total	871	432	49.60	219	150							
Cherry Hill Dist 19	Total	960	524	54.58	216	189							
Cherry Hill Dist 20	Total	1291	745	57.71	394	270							
Cherry Hill Dist 21	Total	1428	699	48.95	306	285							
Cherry Hill Dist 22	Total	1074	626	58.29	309	248							
Cherry Hill Dist 23	Total	1350	677	50.15	284	258							
Cherry Hill Dist 24	Total	1185	628	53.00	274	254							
Cherry Hill Dist 25	Total	1037	558	53.81	257	203							
Cherry Hill Dist 26	Total	1443	779	53.98	375	277							
Cherry Hill Dist 27	Total	1082	550	50.83	287	192							
Cherry Hill Dist 28	Total	1316	654	49.70	297	250							
Cherry Hill Dist 29	Total	1391	806	57.94	344	309							
Cherry Hill Dist 30	Total	720	371	51.53	212	115							
Cherry Hill Dist 31	Total	1318	670	50.83	286	224							
Cherry Hill Dist 32	Total	737	339	46.00	141	123							
Cherry Hill Dist 33	Total	1259	742	58.94	334	298							
Cherry Hill Dist 34	Total	1302	711	54.61	331	242							
Cherry Hill Dist 35	Total	1272	732	57.55	398	243							
Cherry Hill Dist 36	Total	1176	541	46.00	269	183							
Cherry Hill Dist 37	Total	1046	532	50.86	280	168							
Cherry Hill Dist 38	Total	853	446	52.29	225	135							
Cherry Hill Dist 39	Total	1209	597	49.38	297	216							
Cherry Hill Dist 40	Total	839	444	52.92	224	168							
Cherry Hill Dist 41	Total	920	450	48.91	187	185							
Cherry Hill Dist 42	Total	718	423	58.91	207	172							
Cherry Hill Dist 43	Total	1031	519	50.34	274	172							
Cherry Hill Dist 44	Total	1373	674	49.09	317	217							
Cherry Hill Dist 45	Total	1650	842	51.03	379	331							
Cherry Hill Dist 46	Total	1102	485	44.01	228	147							
Cherry Hill Dist 47	Total	980	507	51.73	258	164							
Cherry Hill Dist 48	Total	594	276	46.46	118	94							
Cherry Hill Mail-In Ballot	Total	0	8638	0.00	4769	1819							
Cherry Hill Provisional	Total	0	762	0.00	275	237							
Cherry Hill Emergency Ballots	Total	0	0	0.00									
Cherry Hill Twp	Total	54146	37930	70.05	18282	12747							
Chesilhurst Dist 1	Total	1120	575	51.34	187	222							
Chesilhurst Mail-In Ballot	Total	0	132	0.00	54	42							
Chesilhurst Provisional	Total	0	12	0.00	9	3							
Chesilhurst Emergency Ballots	Total	0	0	0.00									

Public Question #2

		Registered	Ballots Cast	Turnout (%)	Yes	No							
Chesilhurst Borough	Total	1120	719	64.20	250	267							
Clementon Dist 1	Total	965	491	50.88	181	209							
Clementon Dist 2	Total	973	503	51.70	187	222							
Clementon Dist 3	Total	1205	637	52.86	229	291							
Clementon Mail-In Ballot	Total	0	284	0.00	144	89							
Clementon Provisional	Total	0	74	0.00	27	21							
Clementon Emergency Ballots	Total	0	0	0.00									
Clementon Borough	Total	3143	1989	63.28	768	832							
Collingswood Dist 1	Total	769	491	63.85	258	189							
Collingswood Dist 2	Total	1024	644	62.89	312	244							
Collingswood Dist 3	Total	577	330	57.19	145	127							
Collingswood Dist 4	Total	882	532	60.32	277	188							
Collingswood Dist 5	Total	1004	465	46.31	201	149							
Collingswood Dist 6	Total	719	466	64.81	205	184							
Collingswood Dist 7	Total	985	619	62.84	306	232							
Collingswood Dist 8	Total	874	483	55.26	247	171							
Collingswood Dist 9	Total	1319	714	54.13	329	289							
Collingswood Dist 10	Total	844	517	61.26	231	206							
Collingswood Dist 11	Total	902	522	57.87	233	221							
Collingswood Dist 12	Total	636	416	65.41	212	159							
Collingswood Mail-In Ballot	Total	0	1135	0.00	676	181							
Collingswood Provisional	Total	0	185	0.00	72	51							
Collingswood Emergency Ballots	Total	0	0	0.00									
Collingswood Borough	Total	10535	7519	71.37	3704	2591							
Gibbsboro Dist 1	Total	961	562	58.48	194	264							
Gibbsboro Dist 2	Total	791	473	59.80	201	182							
Gibbsboro Mail-In Ballot	Total	0	219	0.00	124	49							
Gibbsboro Provisional	Total	0	17	0.00	7	4							
Gibbsboro Emergency Ballots	Total	0	0	0.00									
Gibbsboro Borough	Total	1752	1271	72.55	526	499							
Gloucester City W1 D1	Total	815	379	46.50	136	158							
Gloucester City W1 D2	Total	703	372	52.92	157	170							
Gloucester City W1 D3	Total	652	392	60.12	167	189							
Gloucester City Ward 1 Mail-In Ballot	Total	0	167	0.00	89	38							
Gloucester City Ward 1 Provisional	Total	0	24	0.00	13	9							
Gloucester City W1 Emergency Ballots	Total	0	0	0.00									
Gloucester City W2 D1	Total	703	351	49.93	108	187							
Gloucester City W2 D2	Total	826	463	56.05	161	240							

Public Question #2

		Registered	Ballots Cast	Turnout (%)	Yes	No							
Gloucester City W2 D3	Total	909	530	58.31	180	274							
Gloucester City Ward 2 Mail-In Ballot	Total	0	239	0.00	118	66							
Gloucester City Ward 2 Provisional	Total	0	29	0.00	6	14							
Gloucester City W2 Emergency Ballots	Total	0	0	0.00									
Gloucester City W3 D1	Total	976	456	46.72	160	202							
Gloucester City W3 D2	Total	1043	512	49.09	185	244							
Gloucester City Ward 3 Mail-In Ballot	Total	0	185	0.00	68	56							
Gloucester City Ward 3 Provisional	Total	0	24	0.00	5	16							
Gloucester City W3 Emergency Ballots	Total	0	0	0.00									
City of Gloucester	Total	6627	4123	62.22	1553	1863							
Gloucester Twp Dist 1	Total	644	378	58.70	147	182							
Gloucester Twp Dist 2	Total	703	435	61.88	158	214							
Gloucester Twp Dist 3	Total	833	436	52.34	170	198							
Gloucester Twp Dist 4	Total	1062	654	61.58	229	315							
Gloucester Twp Dist 5	Total	1257	635	50.52	245	276							
Gloucester Twp Dist 6	Total	1408	610	43.32	228	287							
Gloucester Twp Dist 7	Total	1097	644	58.71	238	285							
Gloucester Twp Dist 8	Total	1117	567	50.76	254	226							
Gloucester Twp Dist 9	Total	1257	722	57.44	272	337							
Gloucester Twp Dist 10	Total	905	496	54.81	160	252							
Gloucester Twp Dist 11	Total	1035	572	55.27	230	269							
Gloucester Twp Dist 12	Total	1171	663	56.62	255	290							
Gloucester Twp Dist 13	Total	1514	741	48.94	251	383							
Gloucester Twp Dist 14	Total	1143	590	51.62	233	203							
Gloucester Twp Dist 15	Total	1257	751	59.75	282	341							
Gloucester Twp Dist 16	Total	1160	656	56.55	288	291							
Gloucester Twp Dist 17	Total	2162	1012	46.81	366	407							
Gloucester Twp Dist 18	Total	1416	802	56.64	302	317							
Gloucester Twp Dist 19	Total	1335	805	60.30	309	360							
Gloucester Twp Dist 20	Total	1182	638	53.98	239	292							
Gloucester Twp Dist 21	Total	720	370	51.39	118	178							
Gloucester Twp Dist 22	Total	886	464	52.37	172	195							
Gloucester Twp Dist 23	Total	1215	673	55.39	258	231							
Gloucester Twp Dist 24	Total	1199	663	55.30	264	268							
Gloucester Twp Dist 25	Total	1183	667	56.38	246	311							
Gloucester Twp Dist 26	Total	907	550	60.64	208	249							
Gloucester Twp Dist 27	Total	990	532	53.74	187	224							
Gloucester Twp Dist 28	Total	1302	578	44.39	167	253							
Gloucester Twp Dist 29	Total	1302	797	61.21	289	363							
Gloucester Twp Dist 30	Total	1354	752	55.54	261	367							
Gloucester Twp Dist 31	Total	888	456	51.35	167	221							
Gloucester Twp Dist 32	Total	1229	660	53.70	280	292							
Gloucester Twp Dist 33	Total	1277	702	54.97	267	301							
Gloucester Twp Dist 34	Total	866	443	51.15	171	174							

Public Question #2

		Registered	Ballots Cast	Turnout (%)	Yes	No							
Gloucester Twp Dist 35	Total	1373	817	59.50	285	370							
Gloucester Twp Dist 36	Total	954	551	57.76	208	269							
Gloucester Twp Dist 37	Total	522	263	50.38	99	95							
Gloucester Twp Dist 38	Total	570	333	58.42	136	138							
Gloucester Twp Dist 39	Total	566	300	53.00	116	152							
Gloucester Twp Dist 40	Total	1116	544	48.75	227	228							
Gloucester Twp Mail-In Ballot	Total	0	5429	0.00	2530	1607							
Gloucester Twp Provisional	Total	0	631	0.00	195	270							
Gloucester Twp Emergency Ballots	Total	0	0	0.00									
Gloucester Twp	Total	44077	29982	68.02	11707	12481							
Haddon Heights Dist 1	Total	764	492	64.40	235	211							
Haddon Heights Dist 2	Total	644	385	59.78	193	147							
Haddon Heights Dist 3	Total	1068	671	62.83	318	288							
Haddon Heights Dist 4	Total	627	354	56.46	150	156							
Haddon Heights Dist 5	Total	907	581	64.06	264	253							
Haddon Heights Dist 6	Total	920	560	60.87	234	236							
Haddon Heights Dist 7	Total	936	596	63.68	246	272							
Haddon Heights Mail-In Ballot	Total	0	822	0.00	435	210							
Haddon Heights Provisional	Total	0	57	0.00	27	18							
Haddon Heights Emergency Ballots	Total	0	0	0.00									
Haddon Heights Borough	Total	5866	4518	77.02	2102	1791							
Haddon Twp Dist 1	Total	701	458	65.34	195	212							
Haddon Twp Dist 2	Total	719	421	58.55	204	168							
Haddon Twp Dist 3	Total	1083	712	65.74	346	282							
Haddon Twp Dist 4	Total	691	442	63.97	178	191							
Haddon Twp Dist 5	Total	490	319	65.10	126	133							
Haddon Twp Dist 6	Total	675	412	61.04	141	185							
Haddon Twp Dist 7	Total	640	424	66.25	203	162							
Haddon Twp Dist 8	Total	923	527	57.10	209	234							
Haddon Twp Dist 9	Total	603	351	58.21	178	124							
Haddon Twp Dist 10	Total	680	399	58.68	163	145							
Haddon Twp Dist 11	Total	898	565	62.92	250	224							
Haddon Twp Dist 12	Total	1334	875	65.59	372	318							
Haddon Twp Dist 13	Total	661	400	60.51	186	159							
Haddon Twp Dist 14	Total	695	410	58.99	170	168							
Haddon Twp Dist 15	Total	681	397	58.30	188	136							
Haddon Twp Mail-In Ballot	Total	0	1358	0.00	732	275							
Haddon Twp Provisional	Total	0	130	0.00	40	45							
Haddon Twp Emergency Ballots	Total	0	0	0.00									
Haddon Twp	Total	11474	8600	74.95	3881	3161							
Haddonfield Dist 1	Total	1191	588	49.37	370	162							

Public Question #2

		Registered	Ballots Cast	Turnout (%)	Yes	No							
Haddonfield Dist 2	Total	1335	668	50.04	356	211							
Haddonfield Dist 3	Total	928	504	54.31	276	165							
Haddonfield Dist 4	Total	778	393	50.51	198	146							
Haddonfield Dist 5	Total	677	317	46.82	169	108							
Haddonfield Dist 6	Total	975	544	55.79	291	153							
Haddonfield Dist 7	Total	956	511	53.45	276	135							
Haddonfield Dist 8	Total	1032	599	58.04	336	180							
Haddonfield Dist 9	Total	1103	661	59.93	347	231							
Haddonfield Dist 10	Total	803	436	54.30	242	143							
Haddonfield Mail-In Ballot	Total	0	1930	0.00	1116	393							
Haddonfield Provisional	Total	0	129	0.00	55	50							
Haddonfield Emergency Ballots	Total	0	0	0.00									
Haddonfield Borough	Total	9778	7280	74.45	4032	2077							
Hi-Nella Dist 1	Total	587	332	56.56	106	169							
Hi Nella Mail-In Ballot	Total	0	50	0.00	23	14							
Hi Nella Provisional	Total	0	6	0.00		2							
Hi Nella Emergency Ballots	Total	0	0	0.00									
Hi-Nella Borough	Total	587	388	66.10	129	185							
Laurel Springs Dist 1	Total	621	368	59.26	150	173							
Laurel Springs Dist 2	Total	758	451	59.50	171	234							
Laurel Springs Mail-In Ballot	Total	0	148	0.00	73	36							
Laurel Springs Provisional	Total	0	19	0.00	6	10							
Laurel Springs Emergency Ballots	Total	0	0	0.00									
Laurel Springs Borough	Total	1379	986	71.50	400	453							
Lawnside Dist 1	Total	1112	639	57.46	208	187							
Lawnside Dist 2	Total	1165	671	57.60	255	198							
Lawnside Mail-In Ballot	Total	0	208	0.00	93	51							
Lawnside Provisional	Total	0	22	0.00	5	3							
Lawnside Emergency Ballots	Total	0	0	0.00									
Lawnside Borough	Total	2277	1540	67.63	561	439							
Lindenwold Dist 1	Total	1317	670	50.87	274	303							
Lindenwold Dist 2	Total	1139	569	49.96	205	276							
Lindenwold Dist 3	Total	927	489	52.75	221	185							
Lindenwold Dist 4	Total	1434	735	51.26	300	286							
Lindenwold Dist 5	Total	1326	562	42.38	225	189							
Lindenwold Dist 6	Total	1243	610	49.07	247	229							
Lindenwold Dist 7	Total	814	301	36.98	88	103							
Lindenwold Dist 8	Total	1380	644	46.67	240	261							
Lindenwold Dist 9	Total	631	339	53.72	122	141							

Public Question #2

		Registered	Ballots Cast	Turnout (%)	Yes	No							
Lindenwold Mail-In Ballot	Total	0	969	0.00	423	295							
Lindenwold Provisional	Total	0	182	0.00	58	67							
Lindenwold Emergency Ballots	Total	0	0	0.00									
Lindenwold Borough	Total	10211	6070	59.45	2403	2335							
Magnolia Dist 1	Total	799	455	56.95	175	193							
Magnolia Dist 2	Total	617	373	60.45	166	155							
Magnolia Dist 3	Total	771	417	54.09	159	192							
Magnolia Dist 4	Total	771	460	59.66	188	208							
Magnolia Mail-In Ballot	Total	0	262	0.00	115	82							
Magnolia Provisional	Total	0	45	0.00	11	19							
Magnolia Emergency Ballots	Total	0	0	0.00									
Magnolia Borough	Total	2958	2012	68.02	814	849							
Merchantville Dist 1	Total	1168	670	57.36	295	254							
Merchantville Dist 2	Total	738	453	61.38	195	181							
Merchantville Dist 3	Total	800	425	53.13	180	161							
Merchantville Mail-In Ballot	Total	0	284	0.00	180	44							
Merchantville Provisional	Total	0	40	0.00	15	14							
Merchantville Emergency Ballots	Total	0	0	0.00									
Merchantville Borough	Total	2706	1872	69.18	865	654							
Mt. Ephraim Dist 1	Total	743	463	62.31	180	208							
Mt. Ephraim Dist 2	Total	860	546	63.49	214	249							
Mt. Ephraim Dist 3	Total	841	472	56.12	150	252							
Mt. Ephraim Dist 4	Total	816	432	52.94	151	208							
Mt. Ephraim Mail-In Ballot	Total	0	306	0.00	142	95							
Mt. Ephraim Provisional	Total	0	21	0.00	4	8							
Mt. Ephraim Emergency Ballots	Total	0	0	0.00									
Mt. Ephraim Borough	Total	3260	2240	68.71	841	1020							
Oaklyn Dist 1	Total	667	403	60.42	169	178							
Oaklyn Dist 2	Total	832	456	54.81	191	185							
Oaklyn Dist 3	Total	749	442	59.01	148	206							
Oaklyn Dist 4	Total	707	459	64.92	179	224							
Oaklyn Mail-In Ballot	Total	0	270	0.00	146	60							
Oaklyn Provisional	Total	0	44	0.00	14	21							
Oaklyn Emergency Ballots	Total	0	0	0.00									
Oaklyn Borough	Total	2955	2074	70.19	847	874							
Pennsauken Dist 1	Total	1062	558	52.54	173	174							

Public Question #2

		Registered	Ballots Cast	Turnout (%)	Yes	No							
Pennsauken Dist 2	Total	1529	872	57.03	297	275							
Pennsauken Dist 3	Total	1033	579	56.05	213	215							
Pennsauken Dist 4	Total	1383	719	51.99	250	248							
Pennsauken Dist 5	Total	768	467	60.81	209	172							
Pennsauken Dist 6	Total	1061	618	58.25	241	231							
Pennsauken Dist 7	Total	1319	735	55.72	246	236							
Pennsauken Dist 8	Total	886	517	58.35	180	198							
Pennsauken Dist 9	Total	948	429	45.25	133	155							
Pennsauken Dist 10	Total	881	516	58.57	203	185							
Pennsauken Dist 11	Total	963	563	58.46	233	189							
Pennsauken Dist 12	Total	818	472	57.70	162	166							
Pennsauken Dist 13	Total	958	551	57.52	239	198							
Pennsauken Dist 14	Total	1035	611	59.03	199	228							
Pennsauken Dist 15	Total	1185	621	52.41	170	204							
Pennsauken Dist 16	Total	777	403	51.87	129	109							
Pennsauken Dist 17	Total	1240	639	51.53	239	239							
Pennsauken Dist 18	Total	1297	776	59.83	256	304							
Pennsauken Dist 19	Total	615	329	53.50	150	111							
Pennsauken Dist 20	Total	831	458	55.11	129	159							
Pennsauken Dist 21	Total	717	391	54.53	126	134							
Pennsauken Dist 22	Total	812	453	55.79	194	127							
Pennsauken Dist 23	Total	793	440	55.49	179	138							
Pennsauken Dist 24	Total	611	311	50.90	104	101							
Pennsauken Mail-In Ballot	Total	0	1972	0.00	943	505							
Pennsauken Provisional	Total	0	304	0.00	84	90							
Pennsauken Emergency Ballots	Total	0	0	0.00									
Pennsauken Twp	Total	23522	15304	65.06	5681	5091							
Pine Hill Dist 1	Total	935	558	59.68	218	225							
Pine Hill Dist 2	Total	1152	634	55.03	208	286							
Pine Hill Dist 3	Total	1147	657	57.28	240	315							
Pine Hill Dist 4	Total	1236	593	47.98	209	239							
Pine Hill Dist 5	Total	1215	685	56.38	226	332							
Pine Hill Dist 6	Total	919	415	45.16	143	164							
Pine Hill Mail-In Ballot	Total	0	616	0.00	319	171							
Pine Hill Provisional	Total	0	75	0.00	23	32							
Pine Hill Emergency Ballots	Total	0	0	0.00									
Pine Hill Borough	Total	6604	4233	64.10	1586	1764							
Pine Valley Dist 1	Total	0	0	0.00									
Pine Valley Mail-In Ballot	Total	0	11	0.00	8								
Pine Valley Provisional	Total	0	0	0.00									
Pine Valley Borough	Total	0	11	0.00	8								
Runnemede Dist 1	Total	709	370	52.19	118	166							

Public Question #2

		Registered	Ballots Cast	Turnout (%)	Yes	No							
Runnemede Dist 2	Total	992	534	53.83	201	251							
Runnemede Dist 3	Total	728	377	51.79	117	178							
Runnemede Dist 4	Total	879	521	59.27	164	225							
Runnemede Dist 5	Total	1280	650	50.78	212	265							
Runnemede Dist 6	Total	1089	624	57.30	215	313							
Runnemede Mail-In Ballot	Total	0	648	0.00	308	191							
Runnemede Provisional	Total	0	58	0.00	12	24							
Runnemede Emergency Ballots	Total	0	0	0.00									
Runnemede Borough	Total	5677	3782	66.62	1347	1613							
Somerdale Dist 1	Total	1377	778	56.50	288	326							
Somerdale Dist 2	Total	774	431	55.68	137	213							
Somerdale Dist 3	Total	748	425	56.82	159	167							
Somerdale Dist 4	Total	785	467	59.49	197	184							
Somerdale Mail-In Ballot	Total	0	362	0.00	154	100							
Somerdale Provisional	Total	0	41	0.00	12	14							
Somerdale Emergency Ballots	Total	0	0	0.00									
Somerdale Borough	Total	3684	2504	67.97	947	1004							
Stratford Dist 1	Total	580	345	59.48	140	156							
Stratford Dist 2	Total	857	498	58.11	218	214							
Stratford Dist 3	Total	806	480	59.55	185	206							
Stratford Dist 4	Total	1027	574	55.89	235	267							
Stratford Dist 5	Total	620	306	49.35	106	114							
Stratford Dist 6	Total	807	488	60.47	208	208							
Stratford Mail-In Ballot	Total	0	585	0.00	307	161							
Stratford Provisional	Total	0	60	0.00	27	21							
Stratford Emergency Ballots	Total	0	0	0.00									
Stratford Borough	Total	4697	3336	71.02	1426	1347							
Tavistock Dist 1	Total	0	0	0.00									
Tavistock Mail-In Ballot	Total	0	8	0.00	2	2							
Tavistock Provisional	Total	0	0	0.00									
Tavistock Borough	Total	0	8	0.00	2	2							
Voorhees Dist 1	Total	1396	779	55.80	369	302							
Voorhees Dist 2	Total	1272	726	57.08	300	306							
Voorhees Dist 3	Total	1261	688	54.56	318	289							
Voorhees Dist 4	Total	1158	509	43.96	198	208							
Voorhees Dist 5	Total	1339	722	53.92	294	257							
Voorhees Dist 6	Total	1285	679	52.84	305	261							
Voorhees Dist 7	Total	747	396	53.01	218	138							
Voorhees Dist 8	Total	1515	790	52.15	350	288							
Voorhees Dist 9	Total	1347	777	57.68	335	360							

Public Question #2

		Registered	Ballots Cast	Turnout (%)	Yes	No							
Voorhees Dist 10	Total	989	545	55.11	247	210							
Voorhees Dist 11	Total	1008	544	53.97	265	228							
Voorhees Dist 12	Total	974	499	51.23	222	194							
Voorhees Dist 13	Total	1303	749	57.48	291	280							
Voorhees Dist 14	Total	850	496	58.35	194	218							
Voorhees Dist 15	Total	1230	615	50.00	309	227							
Voorhees Dist 16	Total	781	446	57.11	226	147							
Voorhees Dist 17	Total	764	406	53.14	219	130							
Voorhees Dist 18	Total	1175	555	47.23	228	223							
Voorhees Dist 19	Total	999	433	43.34	203	144							
Voorhees Mail-In Ballot	Total	0	3224	0.00	1770	691							
Voorhees Provisional	Total	0	284	0.00	116	81							
Voorhees Emergency Ballots	Total	0	0	0.00									
Voorhees Twp	Total	21393	14862	69.47	6977	5182							
Waterford Dist 1	Total	1017	614	60.37	199	355							
Waterford Dist 2	Total	1192	650	54.53	222	348							
Waterford Dist 3	Total	1056	528	50.00	177	263							
Waterford Dist 4	Total	871	521	59.82	198	266							
Waterford Dist 5	Total	1019	520	51.03	180	280							
Waterford Dist 6	Total	1032	613	59.40	233	319							
Waterford Dist 7	Total	1164	695	59.71	258	363							
Waterford Dist 8	Total	314	203	64.65	76	107							
Waterford Mail-In Ballot	Total	0	821	0.00	426	254							
Waterford Provisional	Total	0	105	0.00	18	63							
Waterford Emergency Ballots	Total	0	0	0.00									
Waterford Twp	Total	7665	5270	68.75	1987	2618							
Winslow W1 D1	Total	1039	588	56.59	254	268							
Winslow W1 D2	Total	1179	559	47.41	191	313							
Winslow W1 D3	Total	756	439	58.07	160	233							
Winslow W1 D4	Total	1338	754	56.35	296	362							
Winslow W1 D5	Total	1273	720	56.56	302	343							
Winslow W1 D6	Total	700	399	57.00	151	172							
Winslow Ward 1 Mail-In Ballot	Total	0	847	0.00	384	280							
Winslow Ward 1 Provisional	Total	0	60	0.00	20	20							
Winslow W1 Emergency Ballots	Total	0	0	0.00									
Winslow W2 D1	Total	1508	919	60.94	355	379							
Winslow W2 D2	Total	885	497	56.16	169	248							
Winslow W2 D3	Total	1525	887	58.16	335	379							
Winslow W2 D4	Total	1111	661	59.50	237	314							
Winslow W2 D5	Total	890	505	56.74	173	226							
Winslow W2 D6	Total	928	580	62.50	216	237							
Winslow Ward 2 Mail-In Ballot	Total	0	736	0.00	377	199							
Winslow Ward 2 Provisional	Total	0	87	0.00	28	31							
Winslow W2 Emergency Ballots	Total	0	0	0.00									

Public Question #2

		Registered	Ballots Cast	Turnout (%)	Yes	No							
Winslow W3 D1	Total	1283	666	51.91	250	252							
Winslow W3 D2	Total	1397	780	55.83	278	317							
Winslow W3 D3	Total	1150	588	51.13	183	240							
Winslow W3 D4	Total	1119	636	56.84	256	228							
Winslow W3 D5	Total	1303	754	57.87	256	302							
Winslow Ward 3 Mail-In Ballot	Total	0	573	0.00	235	184							
Winslow Ward 3 Provisional	Total	0	61	0.00	12	22							
Winslow W3 Emergency Ballots	Total	0	0	0.00									
Winslow W4 D1	Total	775	425	54.84	182	186							
Winslow W4 D2	Total	1474	767	52.04	308	304							
Winslow W4 D3	Total	1663	931	55.98	337	417							
Winslow W4 D4	Total	1234	772	62.56	293	325							
Winslow W4 D5	Total	1413	800	56.62	287	343							
Winslow Ward 4 Mail-In Ballot	Total	0	818	0.00	418	239							
Winslow Ward 4 Provisional	Total	0	59	0.00	15	26							
Winslow W4 Emergency Ballots	Total	0	0	0.00									
Winslow Twp	Total	25943	17868	68.87	6958	7389							
Woodlynne Dist 1	Total	902	465	51.55	144	125							
Woodlynne Dist 2	Total	700	367	52.43	135	117							
Woodlynne Mail-In Ballot	Total	0	61	0.00	23	23							
Woodlynne Provisional	Total	0	39	0.00	13	8							
Woodlynne Emergency Ballots	Total	0	0	0.00									
Woodlynne Borough	Total	1602	932	58.18	315	273							
Total - TC-Election Day		347739	186213	53.55	72119	73508							
Total - TC-Emergency		347739	0	0.00									
Total - TC-Mail-In Ballot		347739	39601	11.39	20069	9910							
Total - TC-Provisional		347739	5554	1.60	1699	1877							
Total - TC-Rejected Ballots		347739	0	0.00									
Contest Total		347739	231368	66.53	93887	85295							

Haddonfield Municipal Question

		Registered	Ballots Cast	Turnout (%)	Yes	No							
Haddonfield Dist 1	Total	1191	588	49.37	365	145							
Haddonfield Dist 2	Total	1335	668	50.04	411	139							
Haddonfield Dist 3	Total	928	504	54.31	337	95							
Haddonfield Dist 4	Total	778	393	50.51	215	118							
Haddonfield Dist 5	Total	677	317	46.82	187	80							
Haddonfield Dist 6	Total	975	544	55.79	332	92							
Haddonfield Dist 7	Total	956	511	53.45	313	87							
Haddonfield Dist 8	Total	1032	599	58.04	370	127							
Haddonfield Dist 9	Total	1103	661	59.93	404	158							
Haddonfield Dist 10	Total	803	436	54.30	276	96							
Haddonfield Mail-In Ballot	Total	0	1930	0.00	1251	283							
Haddonfield Provisional	Total	0	129	0.00	74	31							
Haddonfield Emergency Ballots	Total	0	0	0.00									
Haddonfield Borough	Total	9778	7280	74.45	4535	1451							
Total - TC-Election Day		9778	5221	53.40	3210	1137							
Total - TC-Emergency		9778	0	0.00									
Total - TC-Mail-In Ballot		9778	1930	19.74	1251	283							
Total - TC-Provisional		9778	129	1.32	74	31							
Total - TC-Rejected Ballots		9778	0	0.00									
Contest Total		9778	7280	74.45	4535	1451							

Voorhees Special Fire Question

		Registered	Ballots Cast	Turnout (%)	Yes	No							
Voorhees Dist 1	Total	1396	779	55.80	493	153							
Voorhees Dist 2	Total	1272	726	57.08	388	185							
Voorhees Dist 3	Total	1261	688	54.56	436	151							
Voorhees Dist 4	Total	1158	509	43.96	301	74							
Voorhees Dist 5	Total	1339	722	53.92	425	101							
Voorhees Dist 6	Total	1285	679	52.84	391	135							
Voorhees Dist 7	Total	747	396	53.01	267	69							
Voorhees Dist 8	Total	1515	790	52.15	458	147							
Voorhees Dist 9	Total	1347	777	57.68	448	201							
Voorhees Dist 10	Total	989	545	55.11	316	112							
Voorhees Dist 11	Total	1008	544	53.97	368	85							
Voorhees Dist 12	Total	974	499	51.23	276	110							
Voorhees Dist 13	Total	1303	749	57.48	414	122							
Voorhees Dist 14	Total	850	496	58.35	283	94							
Voorhees Dist 15	Total	1230	615	50.00	391	120							
Voorhees Dist 16	Total	781	446	57.11	250	102							
Voorhees Dist 17	Total	764	406	53.14	241	56							
Voorhees Dist 18	Total	1175	555	47.23	335	70							
Voorhees Dist 19	Total	999	433	43.34	240	70							
Voorhees Mail-In Ballot	Total	0	3224	0.00	2127	352							
Voorhees Provisional	Total	0	284	0.00	148	40							
Voorhees Emergency Ballots	Total	0	0	0.00									
Voorhees Twp	Total	21393	14862	69.47	8996	2549							
Total - TC-Election Day		21393	11354	53.07	6721	2157							
Total - TC-Emergency		21393	0	0.00									
Total - TC-Mail-In Ballot		21393	3224	15.07	2127	352							
Total - TC-Provisional		21393	284	1.33	148	40							
Total - TC-Rejected Ballots		21393	0	0.00									
Contest Total		21393	14862	69.47	8996	2549							

Contested Races with Write-In Candidates

Hi-Nella Members of Council– Vote for Two

Candidate	Candidate Type	Machine	Mail-In	Provisional	Total	Winner
Cathrine Connolly	Write-In	3	0	0	3	X
Kris Muska	Write-In	3	0	0	3	X
All Other Write-Ins					3	

Member of the Berlin Boro Board of Education – Vote for Three

Candidate	Candidate Type	Machine	Mail-In	Provisional	Total	Winner
Dennis J. Quinn	On Ballot	1,658	426	44	2,128	X
Rebecca Holland	On Ballot	1,696	435	48	2,179	X
Lisa Kehoe	Write-In	18	2	0	20	X
All Other Write-Ins					91	

Member of the Chesilhurst Board of Education – Vote for Three

Candidate	Candidate Type	Machine	Mail-In	Provisional	Total	Winner
Maria C. Littles	On Ballot	234	74	5	313	X
Pearl L. Saylor	On Ballot	222	74	3	299	X
Herbert Littles	Write-In	9	0	0	9	X
All Other Write-Ins					30	

Member of the Gibbsboro Board of Education – Vote for Three

Candidate	Candidate Type	Machine	Mail-In	Provisional	Total	Winner
Kristi Whyte	On Ballot	502	145	6	653	X
Joyce A. Miller	On Ballot	531	149	7	687	X
Evan Polin	Write-In	54	0	0	54	
Michael C. McFerran	Write-In	133	1	3	137	X
All Other Write-Ins					46	

Member of Hi-Nella Board of Education (Unexpired Term – 1 year) – Vote for One

Candidate	Candidate Type	Machine	Mail-In	Provisional	Total	Winner
Edward Muska	Write-In	2	0	0	2	X
All Other Write-Ins					30	

Member of Hi-Nella Board of Education (Unexpired Term – 2 years) – Vote for One

Candidate	Candidate Type	Machine	Mail-In	Provisional	Total	Winner
Robert Cunningham	Write-In	2	0	0	2	X
All Other Write-Ins					0	

Member of the Lawnside Board of Education (Unexpired Term) – Vote for One

Candidate	Candidate Type	Machine	Mail-In	Provisional	Total	Winner
Shamran Thomas	Write-In	11	11	1	23	X
All Other Write-Ins					16	

Member of the Lindenwold Board of Education – Vote for Three

Candidate	Candidate Type	Machine	Mail-In	Provisional	Total	Winner
Cathy Moncrief	On Ballot	2,110	560	65	2,735	X
Kevin McGahey	On Ballot	1,803	541	56	2,400	X
Courtney Richardson	Write-In	39	2	0	41	X
Mark Wilson	Write-In	15	0	0	15	
All Other Write-Ins					175	

Member of the Pine Hill Board of Education – Vote for Three

Candidate	Candidate Type	Machine	Mail-In	Provisional	Total	Winner
Les Gallagher	On Ballot	1,833	376	40	2,249	X
James Wakely	Write-In	21	3	0	24	X
Lois Parker	Write-In	21	4	0	25	X
Angela Nolan Cooper	Write-In	8	0	0	8	
All Other Write-Ins					114	

Member of the Runnemede Board of Education – Vote for Three

Candidate	Candidate Type	Machine	Mail-In	Provisional	Total	Winner
Maria Panzarella	On Ballot	1,548	373	26	1,947	X
Naomi L. Davidson	On Ballot	1,540	377	24	1,941	X
Amy Ferry	Write-In	31	2	0	33	X
All Other Write-Ins					106	

Members of the Sterling Regional Board of Education (Stratford) – Vote for Two

Candidate	Candidate Type	Machine	Mail-In	Provisional	Total	Winner
William "Bill" Hiltner	On Ballot	1520	369	33	1922	X
Dawn Marie Martin	Write-In	19	0	0	19	
Ken Carman	Write-In	47	8	0	53	X
All Other Write-Ins					93	

Members of the Stratford Board of Education – Vote for Three

Candidate	Candidate Type	Machine	Mail-In	Provisional	Total	Winner
Sue Bove	On Ballot	1273	353	28	1,653	X
Nancy Scully	On Ballot	1381	361	27	1,769	X
Dawn Marie Martin	Write-In	75	0	0	76	X
All Other Write-Ins					106	

November 8, 2016

**Personal Choice Detail by Political Subdivision
Camden County**

US President

Vote for One

Political Subdivision: Federal

Write-in Name	Machine	Voter Tag
BERNIE SANDERS	23717	XNCCF
BERNIE SANDERS	23717	XNCHC
JOHN KASICH	23717	XNCHF
MICHAEL PENCE	23717	XNHFX
SANDERS	23717	XNJJJ
RONPAUL	23717	XNJRT
BERNIE SANDERS	25000	XNCJC
EVAN MCMULLIN	25000	XNJHC
MICKY MOUSE	25000	XNJHH
BRINKLEY-BARNES	25001	XNCHH
JOHN KASICH	25001	XNCJR
JOHN-KASICH	25001	XNJTN
KASICH	25001	XNNRN
BERNIE SANDERS	25002	MMCMN
JOESPH BIDEN	25002	MMCRJ
DOUGLAS-GUSH	25002	MMHZF
PAUL-RYAN	25003	XNJRJ
CALVIN COOLIDGE	25003	XNNMZ
GARY JOHNSON	25004	MMJTX
SCOTT WALKER	25004	XNJCZ
BERNIE SANDERS	25004	XNJMM
SCOTT WALKER	25004	XNRFJ
TED CRUZ	25005	MMHZM
BERNIE SANDERS	25005	XNCFR
BERNIE SANDERS	25005	XNCNF
MIKE MATUREN	25005	XNJHR
BERNIE SANDERS	25006	MMJTR
MICHAEL R. PENCE	25006	XNJCH
BERNIE SANDERS	25006	XNJXC
BERNIE SANDERS	25007	XNCTT
JOHN KASICH	25007	XNJMZ
EDDIE VEDDER	25007	XNNRX
EVAN MCMULLIN	25008	XNHFT
STANLEY-ROSS	25008	XNNHC
JOHN NORBECK JR	25009	MMCTC
JOE BIDEN	25009	MMJFZ
BERNIE SANDERS	25009	MMJXR
HARAMBE	25009	XNJFC
MICHAEL R PENCE	25009	XNNHC

November 8, 2016

**Personal Choice Detail by Political Subdivision
Camden County**

US President

Vote for One

Political Subdivision: Federal

Write-in Name	Machine	Voter Tag
JAMES G. KRUTZKE	25010	XNCMZ
PAUL RYAN	25010	XNJMF
MIKE MATUREN	25010	XNNHT
JOE VIOLA	25010	XNNRM
MARK CUBAN	25010	XNRMZ
RON PAUL	25011	MMHXR
MARCO RUBIO	25011	XNCXF
MIKE PENCE	25011	XNCZF
SOUTHPARK	25011	XNJXZ
DONALD DUCK	25012	MMCMT
BERNARD SANDERS	25012	XNCMJ
RON PAUL	25012	XNCZJ
EVAN MCMULLIN	25013	XNCHR
KELSQN WILLIAMS	25013	XNCJH
EVAN MCMULLIN	25013	XNCJM
JOHN KASICH	25013	XNHFM
MITT ROMNEY	25013	XNJMN
HILLARYCLINTON	25013	XNNCM
SANDLER	25014	MMHFJ
BILL MURRAY	25014	MMHXN
MICKEY-MOUSE	25014	XNNHM
PROTEST	25015	XNNRM
BERNIE SANDERS	25016	XNCZF
BENIE-SANDERS	25016	XNCZN
CTHULU	25016	XNJCF
BLANK-VOTE	25016	XNNCR
BERNIE-SANDERS	25018	XNCXX
BERNIE SANDERS	25019	XNCFF
MIKE PENCE	25019	XNCJC
BERNIE SANDERS	25019	XNJJX
RON	25019	XNJTZ
MINA IANNONE	25020	XNJNF
BERNIE SANDERS	25021	XNJTZ
PENCE	25022	MMHXZ
CHRIS MALONE	25022	MMJNM
LEE,DONALD	25022	MMJXM
PACCHIANO	25022	MMNRR
BERNIE SANDERS	25022	XNCZN
JOE HOFFMANN	25022	XNJRH

November 8, 2016

**Personal Choice Detail by Political Subdivision
Camden County**

US President

Vote for One

Political Subdivision: Federal

Write-in Name	Machine	Voter Tag
EVAN MCMULLIN	25022	XNNRF
RODDY SHELTON	25023	MMHTT
JESUS	25023	XNCRF
BILLBRADLEY	25023	XNCZF
RODDY SHELTON	25023	XNJZN
MARC FLEISCHNER	25023	XNNMC
JOHN MCCAIN	25024	MMCRN
RUDY GIULIANI	25024	MMHTR
BERNIE SANDERS	25025	XNCFN
WILLIAM HOOS	25025	XNNMF
MICHELLE OBAMA	25025	XNRMX
LAURENCE KOTLIKOFF	25026	XNCFH
BERNIE SANDERS	25028	XNCJH
BERNIE SANDERS	25028	XNNRN
BERNIE	25029	MMHXJ
BERNIE SANDERS	25029	XNCJZ
G	25029	XNCNJ
MICKEY MOUSE	25029	XNCTJ
WALTER DUNHAM	25030	MMJTT
RANDAL H PAUL	25030	XNCJJ
GARRY RINEAR SR	25030	XNCNC
BERNIE SANDERS	25032	XNCMF
EVANMCMULLINNATHANJOHN	25032	XNCRJ
JESUS	25033	XNJHM
KEIRA SMITH	25033	XNJRN
BERNIE SANDERS	25038	XNJCM
BRUCE-STILL	25038	XNNCM
BERNIE-SANDERS	25038	XNNHT
EVANS	25039	XNJJJ
ANTHONY DEPETRIS	25039	XNNHT
BERNIE SANDERS	25041	XNJZC
SHERRON PHILLIPS	25045	XNCMR
KAI JONES	25049	MMNRM
BERINE SANDERS	25052	XNJRF
JESSE VENTURA	25053	XNJXC
BERNIE SANDERS	25055	XNHTX
BERNIE-SANDERS	25057	XNCMR
BERNIE-SANDERS	25057	XNHFX
BERNIE SANDERS	25058	XNRFH

November 8, 2016

**Personal Choice Detail by Political Subdivision
Camden County**

US President

Vote for One

Political Subdivision: Federal

Write-in Name	Machine	Voter Tag
NONE	25060	XNJCZ
SANDERS	25065	XNJTM
MATUREN MUNOZ	25068	XNNRN
R.PAUL	25070	XNJFX
EVAN MCMULLIN	25070	XNNMX
BERNIE SANDERS	25071	XNCRN
EVAN MCMULLIN	25071	XNCTC
JOHN KASICH	25071	XNCTJ
SANDERS,BERNIE	25071	XNCXT
PAULRYAN	25071	XNHFC
EVAN MCMULLIN	25071	XNJCH
EVAN MCMULLIN	25071	XNJFF
BERNIE SANDERS	25071	XNJXR
JOHN KASICH PAUL RYAN	25071	XNRMT
JOHN-CENA	25072	MMHNT
EVAN MCMULLIN	25072	MMNMM
HILLARY TRUMP	25072	XNCMH
BERNIE SANDERS	25073	MMCZZ
ART DREW	25073	MMHFJ
ART DREW	25073	MMHZF
NO	25073	MMJFZ
BERNIE SANDERS	25073	MMJZT
BERNIE-SANDERS	25073	MMNMH
BISHOP	25073	XNNHC
EVAN MCMULLIN	25074	XNCMR
JOHN-KASICH	25074	XNNMR
EVAN MCMULLIN	25074	XNNRR
ERNARDSANDERSOO	25075	MMHTN
EVAN MCMULLIN	25075	MMJFM
EVAN MCMULLIN	25075	XNJNH
EVAN MCMULLEN	25075	XNRFX
EVAN MCMULLIN	25076	XNCCN
EVAN MCMULLIN	25076	XNCNF
STEVEN RHOADS	25076	XNCNJ
BERNIE SANDERS	25076	XNCZF
TED CRUZ	25076	XNHFR
BERNIE-SANDERS	25076	XNJFT
EVAN-MCMULLIN	25076	XNJXT
EVAN MCMULLIN	25077	MMJFT

November 8, 2016

**Personal Choice Detail by Political Subdivision
Camden County**

US President

Vote for One

Political Subdivision: Federal

Write-in Name	Machine	Voter Tag
BERNARD SANDERS	25077	XNCNN
BERNIE SANDERS	25077	XNCTF
ROCCO SANTAGUIDA	25077	XNJHC
BERNIE SANDERS	25077	XNNHN
BERNIESANDERS	25077	XNNRF
BERNIE SANDERS	25078	XNJJC
MORGAN FREEMAN	25078	XNJJN
MIKEPENCE	25078	XNJNJ
BUBBLES-OF-MAPLE-SHADE	25078	XNJNZ
PAUL-RYAN	25079	XNCHT
BERNIE SANDERS	25079	XNHHTH
SUZANNE LUBIN	25079	XNJTC
JOHN KASCIK	25080	MMHFC
EVAN MCMULLIN	25080	MMJFM
JOHN MCCAIN	25080	MMJZN
JOSEPH R BIDEN	25080	MMNMH
MICKEY MOUSE	25080	XNCXH
JOHN KASICH	25080	XNJHM
VERMIN SUPREME	25080	XNNHM
MICHAELPENCE	25080	XNRFH
BERNIE SANDERS	25081	MMCRF
BERNIE SANDERS	25081	XNCZX
RICK SANTORUM	25081	XNJMF
JOHN KASICH	25081	XNJTT
NO-ONEIS WORTHY	25081	XNRRR
JORDON FOLEY	25082	XNCNH
EVAN MCMULLIN	25082	XNCTM
EVANMCMULLIN	25082	XNHFJ
EVAN MCMULLIN	25082	XNJCF
MIKE PENCE	25083	XNCHR
PAUL-RYAN	25083	XNCNZ
EVAN MCMULLIN	25083	XNJFJ
BERNIE SANDERS	25083	XNJZM
JEB BUSH	25084	XNHTC
ROBERT SALDUTTI	25084	XNJMX
BERNIE-SANDERS	25084	XNJTM
ROBERTSALDUTTI	25084	XNJXF
JEB BUSH	25084	XNJXN
BERNARD SANDERS	25085	MMJFT

November 8, 2016

**Personal Choice Detail by Political Subdivision
Camden County**

US President

Vote for One

Political Subdivision: Federal

Write-in Name	Machine	Voter Tag
JON KASICH	25085	MMNMM
BERNIE SANDERS	25085	XNCHH
EVAN MCMULLIN	25085	XNCJC
WE-THE-PEOPLE	25085	XNCNJ
BERNIE	25085	XNCZJ
BERNIE-SANDERS	25085	XNJJF
MIKE PENCE	25085	XNJNX
KASICH	25085	XNJXF
EVAN MCMULLIN	25085	XNJZF
BERNIE SANDERS	25087	XNCJF
JOHN KASICH	25087	XNCMN
JOHN KAISCH	25087	XNCNT
ALICE COOPER	25088	XNJFR
JOHN MCCAIN	25088	XNJZM
JOHN KASICH	25088	XNRFN
BERNIE SANDERS	25089	XNCCZ
BERNARD SANDERS	25089	XNJTX
SANTORUM	25090	MMCTH
BERNIE SANDERS	25090	XNCFZ
MIKE HUCKABEE	25090	XNCRN
COREY BOOKER	25090	XNHTJ
GREGORY PIOTROWSKI	25090	XNNMR
GREGORY PIOTROWSKI	25090	XNNRM
MARCO RUBIO	25091	MMHTC
JOHN KASICH	25092	XNCFX
EVAN MCMULLEN	25092	XNCTN
JOHN KASICH	25092	XNJFF
NJPAROLE SUX	25092	XNJNC
JOHN-KASICH	25092	XNJTT
MITT ROMNEY	25093	MMHTX
KASICH	25093	MMHXT
IJOSHBELFER	25093	XNHTT
PAUL-RYAN	25094	MMHNT
MICKEY MOUSE	25094	MMJNM
JEFFREY GUEISS	25094	XNCZM
JEFFREY GUEISS	25094	XNHTX
EVAN MCMULLINN	25094	XNJNR
JOHN KASICH	25096	MMCFR
PAUL RYAN	25096	MMCMC

November 8, 2016

**Personal Choice Detail by Political Subdivision
Camden County**

US President

Vote for One

Political Subdivision: Federal

Write-in Name	Machine	Voter Tag
EVAN MCMULLIN	25096	MMHFN
EVAN MCMULLIN, MINDY FIN	25096	MMJNZ
MARCO RUBIO	25096	MMJXZ
EVAN MCMULLIN	25096	XNCTC
CHRIS CHRISTIE	25096	XNCTX
EVAN MCMULLIN	25096	XNCZF
EVAN MCMULLIN	25096	XNJMT
JOHN KASICH	25096	XNJZR
H ROSS PEROT	25097	XNCMJ
JEB BUSH	25097	XNCMZ
MATTHEW-SKAHILL	25097	XNCZZ
BERNIE SANDERS	25097	XNJJX
JOHNASICH	25097	XNJTH
BEN CARSON	25099	MMCFZ
EVAN MCMULLIN	25099	XNHFM
SANDERS	25099	XNNMM
JEB-BUSH	25100	XNHTH
EVAN MCMULLIN	25101	MMHNX
RONALD-M-CHESIN	25101	XNNCH
BERNIE SANDERS	25102	XNJCH
BERNIE SANDERS	25103	MMNRR
JOHN KASICH	25104	MMHZH
PATRICK L. MENDOZA	25104	MMJNR
SCOTT T SHEPPARD	25104	XNCHC
MICHAEL R PENCE	25104	XNCXX
GARY JOHNSON	25104	XNJCN
MICHAEL PENCE	25104	XNJNF
JOHN KASICH	25104	XNJTH
MICHAEL R PENCE	25104	XNJXM
EVAN MCMULLAN	25105	MMCTR
EVANMCMULLIN	25105	MMHFT
JOHN KASICH	25105	MMHTX
SNOOPY	25105	XNCFN
PAUL RYAN	25105	XNHTZ
BERNIE SANDERS	25105	XNJJH
EVANMCMULLIN	25105	XNJMJ
JOHN KASICH	25105	XNJMN
EVAN MCMULLIN	25105	XNJRZ
WILLIAM D O'CALLAGHAN	25105	XNJZF

November 8, 2016

**Personal Choice Detail by Political Subdivision
Camden County**

US President

Vote for One

Political Subdivision: Federal

Write-in Name	Machine	Voter Tag
CORYBOOKEF	25106	MMHZM
ROMNEY	25106	XNHFN
JOSEPH BIDEN	25106	XNJHN
PENCE	25107	XNCHR
BERNIE SANDERS	25107	XNJFJ
MARCO RUBIO	25107	XNJMR
PENCE	25107	XNNMZ
MITT ROMNEY	25108	XNCCH
BERNIE SANDERS	25108	XNCRH
JOHN-KASICH	25109	MMJTM
PAUL RYAN	25109	XNCRF
JOHN MCCAIN	25109	XNCRN
JOHN-KASICH	25109	XNCZT
JOE BIDEN	25110	XNCCH
GREGORY HOLMES	25110	XNJFZ
BERNIE SANDERS	25111	XNCCF
BERNIE SANDERS	25111	XNCFZ
EVAN MCMULLIN	25111	XNJMN
GOLDIKOVA GUMPPEF	25111	XNJZH
MCCAIN	25112	XNNRJ
JOHN KASICH	25113	XNCCF
MOSHIACH	25113	XNCHX
BIDEN	25113	XNHTC
PAUL RYAN	25113	XNJCJ
EVAN MCMULLIN	25113	XNNHH
MICHAELBLOOMBERG	25114	XNCZN
JAY KLAZMER	25114	XNHFC
MARCO RUBIO	25114	XNJFM
CYRUS-TOORKEY	25114	XNJNM
JAMES B GRAZIOLI	25114	XNJRF
MITTROMNEY	25114	XNJXF
EVAN MCMULLIN	25114	XNNHC
MICHAL-BLOOMBERG	25114	XNNHT
MIKE-PENCE	25115	XNCHT
LIN MANUEL MIRANDA	25116	XNJHZ
BERNIE SANDERS	25116	XNJTF
BERNIE SANDERS	25117	XNCFM
BERNIE SANDERS	25117	XNCZZ
BIDEN,JOSEPH	25118	XNNHX

November 8, 2016

**Personal Choice Detail by Political Subdivision
Camden County**

US President

Vote for One

Political Subdivision: Federal

Write-in Name	Machine	Voter Tag
BERNIE SANDERS	25119	MMNMJ
STEPH CURRY	25119	XNCXJ
BERNIE SANDERS	25119	XNJFJ
JOHN KASICH	25121	XNCCJ
BERNARD SANDERS	25121	XNCFX
NEITHER	25121	XNCNM
JOHN MCCAIN	25122	XNCRF
JESUS	25122	XNNRH
KASICH	25123	XNCFE
BERNIE SANDERS	25123	XNCMJ
BERNIE SANDERS	25123	XNCZF
BERNY SANDERS	25123	XNJCZ
PAUL RYAN	25123	XNJTN
BERNIE-SANDERS	25123	XNJXT
PAUL RYAN	25124	MMHTX
JOHN KASICH	25124	MMJTR
MITT ROMNEY	25124	MMNMF
DAVID M. SHEEHAN	25124	XNCHX
GARY-JOHNSON	25124	XNJJZ
BRUCE SPRINGSTEEN	25124	XNJMZ
BERNIE SANDERS	25124	XNJNF
PEEWEE-HERMAN	25124	XNNCH
BERNIE SANDERS	25125	XNCHZ
BERNIE SANDERS	25125	XNJMX
BERNIE SANDERS	25126	MMHXJ
SANDERS	25126	XNCFM
JOHN-KAISH	25126	XNHTM
EVAN MCCLELLIN	25126	XNNRH
LAWRENCE F RICH	25126	XNRRR
JOHNSON	25127	XNCTN
BERNIE SANDERS	25127	XNCXJ
MICHAEL R PENCE	25128	XNHTR
JEB BUSH	25129	XNCJN
MICHAEL-BLOOMBERG	25129	XNCMF
JENNIFER-DANIS	25129	XNCTT
BERNIE SANDERS	25129	XNRMT
BERNIESANDERS	25130	XNHFT
BERNIE SANDERS	25130	XNNHM
BERNIE SANDERS	25130	XNNRF

November 8, 2016

**Personal Choice Detail by Political Subdivision
Camden County**

US President

Vote for One

Political Subdivision: Federal

Write-in Name	Machine	Voter Tag
BERNIE SANDERS	25130	XNRFC
BERNIE SANDERS	25131	XNJHC
SANDERS	25131	XNJNJ
GEORGE WASHINGTON	25133	XNCFZ
JIM WEBB	25133	XNCRZ
JOHN KASICH	25133	XNJTJ
JOHN KASICH	25133	XNJXH
JOHN R KASICH	25133	XNJZF
EVAN MCMILLAN	25134	XNJMC
JESUS	25134	XNJTT
JACK	25134	XNNRF
NONE-OF-THE-ABOVE	25135	XNCJX
EVAN MCMULLIN	25135	XNJCZ
BILL MURRAY	25135	XNJXM
JACK DEL RIO	25135	XNJXT
CONDALISA RICE	25136	XNJRJ
NO CONFIDENCE	25137	XNHFX
BERNIE-SANDERS	25137	XNJFM
BERNIE SANDERS	25137	XNNMH
BERNIE SANDERS	25138	XNHFT
BERNIE SANDERS	25138	XNNMM
BERNARD SANDER	25139	XNCHZ
BERNIE-SANDERS	25139	XNCJZ
BERNIE SANDERS	25139	XNJCR
JOSHUA B HALL	25140	XNJTM
BERNIE SANDERS	25140	XNRFN
BERNIE SANDERS	25140	XNRFX
HARAMBE	25141	XNCRJ
BERNIE SANDERS	25141	XNJMH
MR GARRISON	25142	XNHTJ
JOANNE-OCONNOR	25142	XNJJF
HARAMBE	25142	XNJMC
EVAN MCMULLIN	25142	XNJRJ
JOHN KASICH	25142	XNNCJ
BERNIE SANDERS	25142	XNNRM
LEILAN SALER	25143	XNJCX
BERNIE SANDERS	25144	XNCXT
BERNIESANDERS	25144	XNJCN
MITT ROMNEY	25144	XNNHF

November 8, 2016

**Personal Choice Detail by Political Subdivision
Camden County**

US President

Vote for One

Political Subdivision: Federal

Write-in Name	Machine	Voter Tag
BERNIE SANDERS	25146	MMHNF
EVAN MCMULLIN	25146	XNCFR
NO CONFIDENCE	25146	XNCNC
MICKEY MOUSE	25146	XNCZH
PAUL RYAN	25146	XNJMT
BERIE SANDERS	25146	XNJNJ
THOMAS KOTARSKI	25147	XNCRT
EVAN MCMULLIN	25147	XNCTT
COMCAST SUCKS	25147	XNJMH
KERMIT THE FROG	25148	MMJFM
MATTHEW C GOODMAN	25148	XNCJF
JESUS CHRIST	25148	XNJFX
BERNIE SANDERS	25148	XNJXT
BERNIE SANDERS	25150	XNCCC
BERNIE SANDERS	25150	XNCHZ
REPRES. PAUL RYAN, WISC.	25150	XNJCM
GEORGE WASHINGTON	25150	XNNHC
BERNIESANDERS	25150	XNNMT
BERNIE SANDERS	25152	XNCCN
MICHAEL JOSEPH SANDONE	25153	MMHZM
BLAKE MYERS	25154	XNJCF
GARY JOHNSON	25154	XNJRH
BERNIE SANDERS	25154	XNJXH
JOHN-KASICH	25155	MMNRM
KERMIT	25155	XNCZM
BERNIE SANDERS	25156	MMJFH
ROB KAZDAN	25156	XNCCM
BERNIE-SANDERS	25156	XNCZJ
RAND PAUL	25156	XNJCC
MARK GALLO	25157	MMHXZ
BERNIE SANDERS	25157	MMJTJ
JESUSCHRIST	25157	XNJMM
DAVID H. SOUTER	25157	XNJXC
BERNIE SANDERS	25157	XNJZR
BERNIE SANDERS	25159	MMCFC
RICHARD HARKER	25159	MMCRJ
RELESHA K. LIDDELL	25159	MMCRZ
JOHN KASICH	25159	MMHXM
BERNIESANDERS	25159	MMJFF

November 8, 2016

**Personal Choice Detail by Political Subdivision
Camden County**

US President

Vote for One

Political Subdivision: Federal

Write-in Name	Machine	Voter Tag
GENERAL-MATTIS	25159	MMNMF
BERNEYSANDERS	25159	MMNMT
EVAN MCMULLIN	25160	XNCFZ
EVAN MCMULLIN	25160	XNJFC
BERNARD SANDERS	25161	MMCTJ
EVAN MCMULLIN	25161	MMCZX
EVAN-MCMULLEN	25161	MMNMN
EVAN MCMULLIN	25161	XNHFH
AZIZ KANE	25162	MMCZX
TERRENE-LARK	25162	MMJZX
MITT ROMNEY	25163	MMJZN
BERNIE-SANDERS	25163	XNJNF
JULIAN LEWIS JR.	25164	MMJTF
BERNIE SANDERS	25165	XNCHH
SANDERS	25165	XNJHM
BERNIE SANDERS	25165	XNNCC
PAUL RYAN	25166	XNNMN
BERNIE SANDERS	25167	MMHZT
BERNIE SANDERS	25167	MMNMM
FRED-WINDSTEIN	25167	XNCMR
BERNIE SANDERS	25167	XNJFH
WILLIE CARTER	25168	XNCXZ
PAUL RYAN	25169	XNJMX
BERNIE-SANDERS	25169	XNNMZ
ALBERT MICALI	25170	XNCRJ
BERNIE SANDERS	25170	XNCZM
EVAN MCMULLIN	25170	XNJJN
MCMULLIN	25171	XNNHH
COLIN-POWELL	25171	XNRFEX
EVAN MCMULLIN	25172	XNCCJ
BERNIE SANDERS	25172	XNCRR
BERNIE-SANDERS	25172	XNCTH
NO-CONFIDENCE	25172	XNCTJ
JOSEPH SCHIPSI SR.	25173	MMJXR
MICHAEL PENCE	25173	XNCMZ
BERNIE SANDERS	25174	MMJTX
MARSHAL-MATHERS	25174	XNJFC
BERNIE SANDERS	25174	XNJFF
TED-CRUZ	25175	XNCFN

November 8, 2016

**Personal Choice Detail by Political Subdivision
Camden County**

US President

Vote for One

Political Subdivision: Federal

Write-in Name	Machine	Voter Tag
BERNIESANDERS	25175	XNCNR
PAUL RYAN PENCE	25175	XNJCF
SENATOR MARK WARNER	25175	XNJCJ
JOHN KASICH	25175	XNRFJ
BERNIE-SANDERS	25176	XNJHM
MICHAEL R PENCE	25176	XNJJC
BERNIE-SANDERS	25177	XNJXZ
RONALD REAGAN	25178	XNRFH
JOHN MCCAIN	25179	MMJRH
JOHN KASICK	25179	XNJTC
JONATHAN MOORE	25180	MMJFX
JOHN KASICH	25180	XNCXX
EVAN MCMULLIN	25180	XNNHZ
BERNIE SANDERS	25181	XNCHN
EVANMCMULLIN	25182	XNHFX
EVAN-MCMULLEN	25182	XNNHX
CHARLES FAMILLE	25184	MMHXT
JOSHUA WELKER	25184	XNCZH
EVAN MCMULLIN	25186	XNJXN
SANDERS'BERNIE	25186	XNJZX
PHILLIP J. TARRICONE	25187	MMJFZ
JAKE FOSTER	25187	XNCRR
PAUL RYAN	25187	XNCTH
JOHN KASICH	25187	XNJCJ
GRILLI MAMA	25187	XNJNN
DANIEL J MCGARRY	25187	XNNMT
JASON CHAFFETZ	25187	XNRMF
JOHNKASICH	25187	XNRMZ
TINKERBELL	25188	XNCCZ
JOHN KASICH	25188	XNCRN
TEO CRUZ	25188	XNJMF
HARAMBE	25190	XNJZX
PAUL RYAN	25192	XNCHC
DAVID H PETRAEUS	25192	XNJTZ
EVAN MCMULLIN	25192	XNRRR
MIKE MATUREN	25193	XNJCJ
BERNIE SANDERS	25193	XNJTF
BERNIE SANDERS	25194	XNCHF
JAMES CATRAMBONE	25194	XNHFF

November 8, 2016

**Personal Choice Detail by Political Subdivision
Camden County**

US President

Vote for One

Political Subdivision: Federal

Write-in Name	Machine	Voter Tag
CHRIS CHRISTIE	25194	XNHFJ
MAGGIE MAE SANDONE-LIBBY	25195	MMHZR
JESUS	25195	XNJJN
BERNIE-SANDERS	25195	XNJRZ
BERIE SANDERS	25196	MMCRJ
NO CONFIDENCE	25196	MMCRT
BERNIE-SANDERS	25196	MMJNM
RUTHBADERGINSBURG	25196	MMJZZ
EVAN MCMULLIN	25196	XNCCZ
BERNIESANDERS	25196	XNCRT
ROBERT MANLIO JULIANI	25196	XNJJN
BERNIE SANDERS	25197	XNCJC
BERNIE SANDERS	25197	XNCMR
RAND PAUL	25197	XNJFZ
JOHN KASICH	25197	XNJZN
JOHN KASICH	25197	XNNCH
BERNIE SANDERS	25198	XNCCH
ONJOHN-KASICH	25199	XNCRT
BERNIE SANDERS	25199	XNHFX
NAZMUL HASAN	25199	XNHTC
NAZMUL HASAN	25199	XNHTM
ANONYMOUS	25199	XNJCC
TED CRUZ	25199	XNNMT
JOHN KASICH	25200	XNCCT
COLIN POWELL	25200	XNCRN
MICHAEL-HUEMER	25200	XNJJJ
EVAN-MCMULLIN	25200	XNJMN
JOHN KASICH	25200	XNJMR
JESSICA MCCARTHY	25200	XNJZF
BERNIE SANDERS	25201	MMHTN
BEN CARSON	25201	MMHZT
BERNIE SANDERS	25201	MMJFR
MITT	25201	MMNMX
MIT ROMNEY	25201	XNCRM
BDRNIE..SANDERS	25201	XNCTR
BERNIE	25201	XNHTC
BILL THE CAT, OPUS	25201	XNJHF
BERNIE SANDERS	25201	XNJNF
RONALD SENAVILLA	25201	XNJNR

November 8, 2016

**Personal Choice Detail by Political Subdivision
Camden County**

US President

Vote for One

Political Subdivision: Federal

Write-in Name	Machine	Voter Tag
JOHNKASICH	25202	XNCHJ
RAND PAUL	25202	XNCNC
PAUL D RYAN	25202	XNJMZ
JOHN KASICH	25202	XNJRN
LOVE-JUSTICE-TRUTH	25202	XNJTJ
EDWARD MAULE	25203	XNHFX
BERNIE SANDERS	25203	XNJMC
EDWARD FORCHION	25203	XNJMN
RAY DOMBROWSKI	25203	XNRRR
PAUL RYAN	25204	XNCFH
BERNIE SANDERS	25204	XNJCN
URSULA K LE GUIN	25204	XNJMJ
EVAN MACMULLIN	25204	XNJRN
RAND PAUL	25206	XNJCX
RICK BIDDLE	25206	XNJNZ
BERNIE SANDERS	25206	XNJZN
BERNIE SANDERS	25207	MMCNJ
EVAN-MCMULLIN	25207	MMHFN
JOHNKASICH	25207	MMHTM
PETER LABRIE	25207	XNCRR
BERNIE SANDERS	25207	XNJJC
CHRISTOPHER W ESPOSITO	25207	XNJRC
JERRY MACNAMARA JR	25208	MMHTZ
JOHN-KASICH	25208	XNCMH
KASICH	25208	XNNHX
PETE GILMARTIN	25209	XNCTM
MIT ROMNEY	25209	XNCZF
JOHN KASICH	25209	XNHTT
JOE BIDEN	25209	XNJCM
ELIZABETH WARREN	25209	XNJRF
BERNIE SANDERS	25209	XNNCC
JEREMY MORGAN LACKEY	25209	XNRFEX
EVAN MCMULLIN	25210	XNCCJ
EVAN MCMULLIN	25210	XNCMM
THEO EPSTEIN	25210	XNCMT
M. JAMES MALEY, JR.	25210	XNHTC
TINKERBELL	25211	XNCJN
BERNIE SANDERS	25211	XNHTJ
JOHN KASICH	25211	XNJCF

November 8, 2016

**Personal Choice Detail by Political Subdivision
Camden County**

US President

Vote for One

Political Subdivision: Federal

Write-in Name	Machine	Voter Tag
JOHN KASICH	25211	XNJRC
JOHN KASICH	25212	MMHZC
BERNIE SANDERS	25212	MMJFC
EVAN-MCMULLIN	25212	XNCHH
PETER SAMULIS	25212	XNCXJ
PETER SAMULIS	25212	XNJJX
MICHAEL PENCE	25212	XNJMT
EVAN MCMULLIN	25213	XNCMR
TINKERBELL	25213	XNCRC
MITT ROMNEY	25214	XNCCC
MICKEY	25214	XNCNF
MIKE PENCE	25214	XNCNZ
JOHN KASICK	25215	XNCCT
JOHN KASICH	25215	XNJMX
JOHN MCCAIN	25215	XNNMC
BERNIE SANDERS	25215	XNRMX
BETTY WHITE	25216	MMNRM
BERNARD SANDERS	25216	XNCXM
BERNIE SANDERS	25216	XNNMF
DR BEN CARTER	25217	XNCRT
SCOTT WALKER	25218	XNCFC
BERNIE SANDERS	25218	XNJTT
CARLY FIORINA	25219	XNCTX
BERNIE SANDERS	25219	XNJFM
BERNIE SANDERS	25219	XNNMR
MICHAEL A. MATUREN	25221	XNCMJ
KING GHIDORAH	25221	XNJHJ
BERNIE SANDERS	25222	XNCTF
BERNIE SANDERS	25222	XNJCN
KASICK	25222	XNJCX
BERNIE SANDERS	25222	XNJHN
BERNIE SANDERS	25223	XNCTC
BERNIE	25223	XNCXT
JACK SAVIDGE	25223	XNJXJ
BERNIE-SANDERS	25224	XNHFF
BERNIE SANDERS	25224	XNJTJ
BERNIE-SANDERS	25225	MMHXT
BERNIE SANDERS	25225	MMNMM
BERNARD SANDERS	25225	XNCHH

November 8, 2016

**Personal Choice Detail by Political Subdivision
Camden County**

US President

Vote for One

Political Subdivision: Federal

Write-in Name	Machine	Voter Tag
BERNIE-SANDERS	25226	MMHNZ
BERNIE SANDERS	25226	XNCMH
BERNIE SANDERS	25226	XNJNJ
EVAN MCMULLIN	25228	XNCRC
BERNIE SANDERS	25229	MMJTC
BERNIE SANDERS	25229	XNCHR
BERNIESANDERS	25229	XNCNC
MICHELLE OBAMA	25229	XNCNR
BERNIE SANDERS	25230	XNCRF
DAWN REIO	25230	XNHTM
MICKEY-MOUSE	25233	XNCRR
BERNIE-SANDERS	25233	XNHFM
CONDOLEEZA RICE	25233	XNJFC
LOVE	25234	XNJZN
JOSEPH C FISCHER, JR	25234	XNNRF
MARCO-RUBIO	25235	MMHXT
EVAN MCMULLIN	25235	MMJFZ
TED CRUZ	25235	XNCNH
BERNIE SANDERS	25235	XNCRC
MICKEY MOUSE	25235	XNNCC
JESUS-CHRIST	25236	XNCCN
JOHN KASICH	25236	XNJCF
VOID	25236	XNJFM
JEFF WALSH	25236	XNJMM
JOHN KASICH	25237	XNHTT
EVAN MCMULLIN	25237	XNJZZ
BERNIE SANDERS	25238	XNJRR
EVAN MCMULLIN	25238	XNJRZ
MICHAEL PENCE	25241	XNCTH
RAND PAUL	25241	XNNHX
IIM MOONEY	25241	XNRRR
JOHN KASICH	25242	XNCHC
EZIKELL ELLIOTT	25243	XNCCN
MIKE PENCE	25243	XNJFX
BERNIE SANDERS	25244	XNCCF
JOHN-KAISCH	25244	XNCCR
ZOLTAN ISTVAN GYURKO	25245	XNJHM
BERNARD SANDERS	25245	XNJMJ
SHANNON MERKH	25245	XNNCH

November 8, 2016

**Personal Choice Detail by Political Subdivision
Camden County**

US President

Vote for One

Political Subdivision: Federal

Write-in Name	Machine	Voter Tag
EVAN MCMULLIN	25245	XNNRX
BERNIE SANDERS	25247	MMCRX
BARACK OBAMA	25247	XNCXM
EVAN MCMULLIN	25248	MMHNX
WILLIAM FINNEGAN	25248	XNCNZ
JESUS	25248	XNJCC
BEN CARSON	25248	XNJMC
BERNARD SANDERS	25248	XNJRT
MECMULLEN	25248	XNJTJ
MICHAEL PENCE	25248	XNNHJ
JOHN KASICH	25248	XNRFX
BERNIE SANDERS	25249	MMJFX
ALEJANDRO RUBERTE	25249	XNCHJ
BERNIE SANDERS	25249	XNJHT
RUBERTE	25249	XNJRZ
EVAN MCMULLIN	25250	XNCMT
CONDOLEEZZA RICE	25250	XNJTR
PAT-BENATAR	25250	XNNRJ
WILLIAM FINNAGIAN	25251	XNJFX
LEXI AND HANNAH CAREY	25251	XNNMJ
JON RUNYUN	25252	MMCMZ
WILAM-SHR'IV	25252	MMCRN
MICHAELPENCE	25252	XNJCM
BERNEY SANDERS	25252	XNJTC
SANDERS	25253	XNCXM
RONALD ORUMMOND	25253	XNJCZ
MICHELLE OBAMA	25253	XNJXR
BERNIE SANDERS	25255	XNJMX
TOM KIRKMAN	25256	XNCXZ
MICHAELRUBENSBLOOMBERG	25256	XNJNM
BERNIE SANDERS	25257	XNCZF
COLIN-POWELL	25257	XNCZH
GILLIGAN SKIPPER	25258	XNCTC
KASICH	25258	XNJCM
TED CRUZE	25258	XNJHH
EVAN MCMULLIN	25258	XNJXN
SCOTT-WEAVER	25259	MMNMF
STELLA M.CRAMEER	25262	XNCFT
BERNIESANDERS	25262	XNJRZ

November 8, 2016

**Personal Choice Detail by Political Subdivision
Camden County**

US President

Vote for One

Political Subdivision: Federal

Write-in Name	Machine	Voter Tag
BERNIE SANDERS	25263	XNCHC
BERNIE SANDERS	25263	XNJFM
JESUS	25263	XNJFR
PAUL-RYAN	25263	XNNMC
EVAN MCMULLIN	25264	XNCHN
BERNIE SANDERS	25264	XNJHM
EVAN MCMULLIN	25264	XNJRF
BERNARD SANDERS	25265	XNRRM
THERESAMACKLIN	25267	XNCCJ
EVAN MCMULLIN	25267	XNCNF
BERNIE-SANDERS	25267	XNJFN
BERNIESANDERS	25267	XNJXT
MIKE-PENCE	25267	XNNRM
BERNIE SANDERS	25268	XNCJC
BEN CARSON	25268	XNCTH
TED CRUZ	25268	XNCTX
QURAY BEY	25268	XNJHC
EVAN MCMULLIN	25270	MMNMN
EVAN MCMULLEN	25270	XNCMN
BERNIE SANDERS	25271	XNJJN
BERNIE SANDERS	25271	XNJRZ
BERNIE SANDERS	25271	XNJZT
BERNIE SANDERS	25272	MMNMJ
JOHN KASICH	25272	XNCNJ
MCMULLIN	25272	XNCNN
BERNIE-SANDERS	25272	XNJRM
JOE BIDEN	25272	XNNHT
MICHAEL PENCE	25273	MMJ TZ
JOHN KASICH	25273	XNCNC
EVAN MCMULLIN	25273	XNCNM
BERNIE SANDERS	25273	XNHTF
JESUS CHRIST	25273	XNJMJ
EVAN MCMULLIN	25273	XNNHZ
JERRY BROWN	25274	MMHTZ
BENARD SANDERS	25274	XNCHN
BERNIE SANDERS	25274	XNCMC
JILL-BUTLER	25274	XNCMZ
PATRICK ISBILL	25274	XNJNZ
BERNIESANDERS	25274	XNJXH

November 8, 2016

**Personal Choice Detail by Political Subdivision
Camden County**

US President

Vote for One

Political Subdivision: Federal

Write-in Name	Machine	Voter Tag
BERNIE-SANDERS	25274	XNJZZ
YESHUA THE MESSIAH	25275	XNJHN
JAHILIL GUEST	25275	XNJNX
BERNIE-SANDERS	25276	XNCHN
BENJAMIN CARSON	25280	XNCCZ
OHNKASICH	25280	XNCRX
EVAN MCMULLIAN	25280	XNHTN
VINCENT K. MCMAHON	25281	MMHXR
EVAN MCMULLIN	25281	MMJFZ
TREY GOWDY	25281	XNCZH
BERNIE SANDERS	25282	XNJMR
DONALD F SCULLY	25283	XNCCN
MIKE PENCE	25283	XNCHT
BERNIE SANDERS	25283	XNHFC
BERNIE SANDERS	25283	XNJZZ
EVAN MCMULLIN	25284	XNCMX
ALEX LUKACHER	25284	XNJHM
STEPHEN GROVER CLEVELAND	25284	XNJRN
MICHAEL R PENCE	25284	XNNHT
BERNIE SANDERS	25285	XNCZC
BERNIE-SANDERS	25285	XNJTH
EVAN MCMULLIN	25285	XNJXT
MIMI-SOLTYSIK	25285	XNNMT
BERNIE SANERS	25285	XNNRM
BERNIESANDERS	25286	XNCMT
BERNIE SANDERS	25286	XNJRR
EVAN MCMULLIN	25286	XNJRX
JOHN KASICH	25286	XNJZN
BERNIE SANDERS	25287	XNCCF
EVAN MCMULLIN	25287	XNCTJ
JESUS CHRIST	25288	XNCNF
BERNIE-SANDERS	25288	XNJRX
BERNIE SANDERS	25289	MMHXC
EVAN MCMULLIN	25289	XNCTZ
BERNIE SANDERS	25289	XNCXF
BERNIE SANDERS	25289	XNJZT
MICHELLE OBAMA	25290	XNCRH
BERNIE SANDERS	25290	XNJFX
FREDGALL	25291	XNCRZ

November 8, 2016

**Personal Choice Detail by Political Subdivision
Camden County**

US President

Vote for One

Political Subdivision: Federal

Write-in Name	Machine	Voter Tag
PAUL RYAN JEB BUSH	25291	XNJFJ
BERNIE SANDERS	25291	XNJTM
FRANK UNDERWOOD	25292	MMCTC
EVAN MCMULLIN	25292	XNHFT
SANDERS	25292	XNNMR
JOHN KASICH	25293	XNCHN
EVAN MCMULLIN	25293	XNJFC
EVAN MCMULLIN	25294	XNJZH
JOHN MCCAIN	25295	XNJJM
SANDERS	25296	XNNRF
HARRY PLATT	25297	MMHNX
GARY JOHNSON	25297	XNCJT
JASON BELL DPM	25297	XNCMX
RUBIO	25297	XNCXM
GOV. JOHN KASICH	25297	XNJRT
CHRIS CHRISTY	25298	XNJFH
JOHN KASICH	25298	XNJFZ
PAUL RYAN	25298	XNJMZ
IN GOD WE TRUST	25299	MMCMN
BLACKLIVESMATTER	25299	MMHFC
JOHN KASICH	25300	MMJXR
JESUS	25300	XNCCR
SANDERS'BERNIE	25300	XNJMZ
PAUL RYAN	25302	XNJHF
JOHN MCCAIN	25302	XNJXX
EVAN MCMULLIN	25302	XNJXZ
BERNIE SANDERS	25303	XNCMX
BERNIE SANDERS	25303	XNCZZ
CHRIS CHRISTIE	25304	MMCZZ
EVEN MCMULLIN	25304	MMJJT
COLINPOWELL	25304	XNCRX
JIM WEBB	25304	XNCXM
KRAMER	25304	XNNHZ
JOSEPH BIDEN JR.	25306	MMHTZ
MITT ROMNEY	25306	MMJFC
MARIO MAIESE	25306	XNCXZ
EVAN MCMULLIN	25306	XNCZC
COLIN POWELL	25306	XNCZH
EVAN MCMULLEN	25306	XNJMF

November 8, 2016

**Personal Choice Detail by Political Subdivision
Camden County**

US President

Vote for One

Political Subdivision: Federal

Write-in Name	Machine	Voter Tag
EVAN-MCMULLIN	25306	XNJRN
BERNIE SANDERS	25306	XNJTC
BERNIE SANDERS	25307	XNCCN
JOHN KASICH	25307	XNHTX
MICHAEL BLOOMBERG	25307	XNJXC
JEB-BUSH	25307	XNNMH
BERNIE SANDERS	25309	XNCHR
EVAN MCMULLIN	25309	XNCMH
TED CRUZ	25309	XNCNF
JAMES J BACH	25309	XNCNT
EVAN MCMULLIN	25309	XNCRJ
BERNIE SANDERS	25309	XNCTC
BERNIE SANDERS	25309	XNJMR
BERNARD SANDERS	25309	XNJNJ
BERNIE SANDERS	25309	XNJTH
JOHN KASICH	25310	XNCCH
BERIE SANDERS	25310	XNJFR
BERNIE-SANDERS	25311	MMJFN
BERNIE SANDERS	25311	XNCZJ
NONE	25311	XNJCZ
PENCE	25311	XNJZM
JEB BUSH	25311	XNNMM
KYLE ORIENTE	25312	XNCXR
DARYL-ECKERT	25312	XNHFN
ELLEN DEGENERES	25312	XNHTC
WARREN BUFFET	25312	XNJFM
ALICE COOPER	25312	XNJXT
JOHN-KASICH	25313	XNJTT
BIGBIRD	25313	XNJXH
JOHNKASICH	25314	XNCFC
BERNIE-SANDERS	25316	XNJHF
STEPHEN FRIANT	25316	XNJMM
KEVIN F BEATTY	25316	XNNRH
BERNIE SANDERS	25317	MMHZZ
ADAM DONOFRIO	25317	XNCFJ
BERNIE SANDERS	25317	XNJHJ
SCOTT HOLTON BANES	25317	XNJXR
MIKE PENCE	25320	XNJXF
LINDSEY GRAHAM	25321	XNCTZ

November 8, 2016

**Personal Choice Detail by Political Subdivision
Camden County**

US President

Vote for One

Political Subdivision: Federal

Write-in Name	Machine	Voter Tag
BERNIE SANDERS	25322	MMJNZ
MARCO RUBIO	25322	XNCMM
NOBODY	25322	XNJFZ
BERNIE SANDERS	25323	MMHTM
JOHN KASICH	25323	MMNMM
EVAN MCMULLIN	25324	XNJHR
BERNIE SANDERS	25324	XNNRH
MICHEAL PENCE	25324	XNRFJ
EVAV MCMULLIN	25325	XNCHM
TEO CRUZ	25325	XNNMN
EVANMCMULLIN	25326	XNJCC
NO-CONFIDENCE	25326	XNJFC
BERNIE SANDERS	25328	XNCFN
DARRYL PERRY	25328	XNCTM
BERNIE SANDERS	25329	XNCCN
BERNIE SANDERS	25329	XNJMX
BERNIE SANDERS	25329	XNNRN
BERNIE SANDERS	25330	MMHZJ
EVAN MCMULLIN	25330	MMJFX
BERNIE SANDERS	25330	XNCXZ
BERNIE-SANDERS	25330	XNCZJ
PAUL RYAN	25330	XNJZM
JAMIE DIMON	25330	XNNRT
MICHAEL A. MATUREN	25331	XNCJM
BERNIE SANDERS	25331	XNHTT
BERNARD SANDERS	25332	MMHXR
JOHN KASICH	25332	XNHFN
BERNIE SANDERS	25332	XNJRX
NEITHER ONE	25332	XNNHX
BERNIE SANDERS	25332	XNRRM
BERNIE SANDERS	25333	XNCZZ
EVAN MCMULLIN	25334	XNCFN
MCMULLIN	25334	XNNHX
BERNIE SANDERS	25335	XNJCZ
BIDEN	25335	XNJFZ
LUCY THE ELEPHANT	25335	XNJHM
EVAN MCMULLIN	25336	MMNMT
BERNIE-SANDERS	25336	XNCJZ
EVAN MCMULLIN	25336	XNCNZ

November 8, 2016

**Personal Choice Detail by Political Subdivision
Camden County**

US President

Vote for One

Political Subdivision: Federal

Write-in Name	Machine	Voter Tag
GARY-JOHNSON	25336	XNCRZ
PEDRO	25336	XNHTJ
MARCO-RUBIO	25336	XNHTR
JIM WEBB	25336	XNHTT
PAPA EMERITUS III	25336	XNJNR
MICKEY-MOUSE	25337	MMHTH
KEVIN HART	25340	XNNHX
THEY BOTH SUCK	25341	MMHXN
BERNIE SANDERS	25341	MMJFZ
BERNIE SANDERS	25341	MMNMZ
EVAN MCMULLIN	25341	XNCNT
JOSEPH BIDEN	25341	XNHFT
OZZY OSBOURNE	25342	XNJFH
BERNARD SANDERS	25342	XNJZZ
AGUSTIN-BRUNO-JR	25342	XNNMX
BERNIE SANDERS	25343	XNJFX
RICHARD C DOUGHERTY	25344	XNCMH
WILLIAM MCRAVEN	25344	XNCNC
JOHN KASICH	25344	XNHFZ
MICHAEL SANTACAPITO	25344	XNJXN
PAUL RYAN	25345	XNJCJ
EVAN-MCMULLIN	25347	MMHNZ
BERNIE SANDERS	25347	XNCJR
MCMULLIIN	25347	XNJMX
EVAN MCMULLIN	25347	XNJNF
PAUL-RYAN	25348	XNCHX
BERNIE SANDERS	25348	XNCJT
BERNIE SANDERS	25349	MMJTR
JOE BIDEN	25350	XNCJC
BERNIE SANDERS	25350	XNCTT
MIKE PENCE	25350	XNJTZ
BERNIE SANDERS	25350	XNNMJ
BERNARD SANDERS	25351	MMHZT
FREEDOM AND EQUALITY	25351	MMJTR
JOE-BIDEN	25351	XNJRX
JOE BIDEN	25353	XNCTH
BERNIE SANDERS	25353	XNJZZ
BERNIE-SAANDERS	25354	MMJFT
CORY BOOKER	25354	MMJFZ

November 8, 2016

**Personal Choice Detail by Political Subdivision
Camden County**

US President

Vote for One

Political Subdivision: Federal

Write-in Name	Machine	Voter Tag
EVAN MCMULLIN	25354	MMNMF
BERNIE SANDERS	25354	XNHFX
BERNIE SANDERS	25355	MMHXT
BERNIE SANDERS	25355	MMJNF
CARLY FIORINA	25355	MMJZF
JOHN KASICH	25355	XNCHX
RTRUTH	25355	XNCJC
JAMES-DIAMORE	25355	XNCZN
BERNIE SANDERS	25355	XNHFH
GARRY-RINEAR	25355	XNJNM
EVAN MCMULLIN	25355	XNJXM
BERINE SANDERS	25357	XNCNN
ALLAH	25358	XNJHT
BARACK OBAMA	25358	XNJNT
BERNARD-SANDERS	25363	MMHFX
BERNIE SANDERS	25363	MMHZR
ALPHA-OMEGA	25363	XNCTJ
BERNARD SANDERS	25364	XNJNT
JILL STEIN	25365	XNHFF
HUCKABEE	25365	XNNCC
ALLAH	25367	XNJCM
BERNARD SANDERS	25368	XNCFE
BARRY SANDERS	25373	MMHXX
BERNIE SANDERS	25373	XNJJM
HOLY SPIRIT	25374	XNCRJ
CYCNTIA MCKENNY	25378	XNCXZ
OVER FLOW	25378	XNCZF
MARCO RUBIO	25379	XNCZM
BERNIE-SANDERS	25379	XNJXM
BERNIE	25381	XNJNC
BERNIE SANDERS	25383	XNCHT
DARREL A COWAN	25384	MMNMT
BERNIE SANDERS	25384	XNNRX
BERNARD SANDERS	25385	XNJHX
JILL STEN	25385	XNJRJ
JESUS-CHRIST	25386	XNNCH
MICHELLE OBAMA	25386	XNNRX
BERNIE-SANDERS	25388	XNJRN
BERNIE SANDERS	25394	XNCRJ

November 8, 2016

**Personal Choice Detail by Political Subdivision
Camden County**

US President

Vote for One

Political Subdivision: Federal

Write-in Name	Machine	Voter Tag
BERNIE SANDERS	25394	XNCTR
JUMBA	25395	XNCCZ
JACKSON-THOMAS	25395	XNCMZ
MARCO RUBIO	25395	XNCRX
BEN SASSE	25395	XNCTF
BERNARD SANDERS	25395	XNCTT
BERNIE SANDERS	25395	XNJXH
EVAN MCCULLIN	25395	XNJXT
BERNIE SANDERS	25396	MMJFT
EVAN MCMULLEN	25396	XNCXZ
JOHN KASICH	25396	XNHFM
HENRY JAMES M	25396	XNJXC
JOHN KASICH	25396	XNJZX
PAUL RYAN	25396	XNRFJ
EVAN MCMULLIN	25397	XNJXH
TRACKER RENSHAW	25398	MMCMH
JESUS	25398	XNHFR
KASICH	25399	MMNMH
FUCK-YOU	25399	XNCRM
JOHN KASICK	25399	XNJZR
BERNARD SANDERS	25400	MMJTJ
MITT ROMNEY	25400	XNCHZ
JOHN-KASICH	25400	XNCMM
EVAN MCMULLIN	25400	XNCXM
EVAN MCMULLIN	25401	XNCHT
NO-CONFIDENCE	25401	XNCJR
MITT ROMNEY	25401	XNJHF
JOE-BIDEN	25401	XNNHR
PAULRYAN	25402	XNHTC
EVAN MCMULLIN	25402	XNHTT
THE GREAT PUMPKIN	25402	XNJCC
BERNIE	25402	XNJHT
BERNIE SANDERS	25402	XNJJZ
BERNIE-SANDERS	25403	XNCFE
BERNIE SANDERS	25403	XNCRX
BERNIE SANDERS	25403	XNCTZ
JOHN KASICH	25403	XNNHM
MITT ROMNEY	25404	XNCJR
JOHN KASICK	25404	XNCTH

November 8, 2016

**Personal Choice Detail by Political Subdivision
Camden County**

US President

Vote for One

Political Subdivision: Federal

Write-in Name	Machine	Voter Tag
MIKE PENCE	25404	XNHTN
BERNIE SANDERS	25404	XNJNC
PAUL-RYAN	25404	XNJZH
JAMES MACCARTHY	25405	MMHXJ
JOHN KASICH	25405	XNCFN
MICHELLE OBAMA	25405	XNJHN
JOHNKASICH	25405	XNJRN
JOHNMCCAIN	25405	XNJTZ
EVAN MCMULLIN	25405	XNJZM
CATHERINE MEEHAN	25406	MMCRX
NO CONFIDENCE	25406	MMJTF
RICK SANTORUM	25406	XNJRC
SPONGEBOB	25407	XNCMN
BERNIESANDERS	25407	XNCRT
BERNESANDERS	25407	XNCZT
MARCO RUBIO	25407	XNHFH
BERNIE SANDERS	25407	XNJHN
EVAN MCMULLIN	25407	XNJJX
RYAN CHANCE	25408	XNCFR
JOHN KASICH	25408	XNCHT
JOHN-KASICH	25408	XNCMC
EVAN MCMULLIN	25408	XNCMH
JOHN.MCCAIN	25408	XNJRC
MICHAELPENCE	25408	XNJRF
VOD	25408	XNJRZ
MICHAEL R BLOOMBERG	25408	XNNCC
JOHN MCCAIN	25409	XNJCF
E MCMULLIN M FINN	25409	XNJFJ
JESUS CHRIST, SON OF GOD	25410	MMHXM
PHILLIP H LAKERNICK	25410	XNHFX
ROBERT RUTH	25410	XNJFJ
GARY-JOHNSON	25411	XNJRM
JERRY-GARCIA	25411	XNJTT
BERNIE SANDERS	25412	XNJFT
JOSHUA LOUIS FRIEDMAN	25412	XNJHJ
JOHN-KASICH	25412	XNNCJ
EVAN MCMULLIN	25413	XNNMM
JOHN KASICH	25414	XNJCZ
BIG BIRD	25414	XNJXT

November 8, 2016

**Personal Choice Detail by Political Subdivision
Camden County**

US President

Vote for One

Political Subdivision: Federal

Write-in Name	Machine	Voter Tag
JOEY OLIVER	25414	XNRMT
BERNIE SANDERS	25415	MMJNJ
JOHNMCRAIN	25415	XNCFJ
MIKEHUCKABEE	25415	XNHFX
SANDERS	25415	XNNRX
BERNIE SANDERS	25416	XNCCF
PENCE-KASICH	25416	XNJFT
JOHN KASICH	25416	XNNHH
JOHN KASICH	25416	XNNRN
GIANT METEOR	25417	MMNMF
ABE LINCOLIN	25417	XNCFE
PAUL RYAN	25417	XNCJF
NONE	25417	XNCJM
EVAN MCMULLIN	25417	XNCNC
EVAN MCMULLIN	25417	XNJFF
RAY-JOHNSON	25417	XNJMR
JOHN KASICH	25417	XNJRM
MICHAEL R PPENCE	25417	XNNRJ
JOSEPH E GURECKI II	25418	XNHFJ
EVAN MCMULLIN	25418	XNJFX
NEGAN-LUCIELLE	25418	XNJTC
JOHN-KASICH	25418	XNNRM
BERNIE SANDERS	25419	MMHXZ
UNACCEPTABLE	25419	XNCNX
BERNARD SANDERS, TULSI G	25419	XNJRM
NONEE	25419	XNNHZ
EVAN MCMULLIN	25420	MMJTM
CHRIRTOPHER M	25420	MMJXH
EVAN MCMULLIN	25420	MMJXR
MIKE-PENCE	25420	XNCJJ
MIKE LEE	25420	XNCNR
BERNIE SANDERS	25420	XNJFC
JOHN KASICH	25420	XNJJZ
EVAN-MCMULLIN	25421	MMJZZ
BERNIE SANDERS	25421	XNJCF
EVAN MCMULLIN	25421	XNJRR
BIDEN	25421	XNJRX
JOHN KASICH	25421	XNJXH
ANNMAR	25421	XNNHR

November 8, 2016

**Personal Choice Detail by Political Subdivision
Camden County**

US President

Vote for One

Political Subdivision: Federal

Write-in Name	Machine	Voter Tag
EVAN MCMULLIN	25421	XNNMZ
BERNIE SANDERS	25422	MMHTM
JET BUSH	25422	MMHTZ
MITT-ROMNEY	25422	XNCHN
SCOTT CUBBLER	25422	XNJRH
JOHN KASICH	25422	XNJZN
JOHN KASICH	25422	XNNCR
MITT ROMNEY	25422	XNRRM
BERNIE SANDERS	25424	MMCFR
BERNIE SANDERS	25424	XNCXM
MICHAEL FARLEY	25424	XNCXR
EVAN MCMULLIN	25424	XNJFR
JAMES BIDEN	25425	XNCFR
LAURA YEHUDA	25425	XNNHH
SANDERS	25425	XNRFC
JIMMY FALLON	25425	XNRFJ
EVAN MCMULLIN	25426	MMHZT
EVAN MCMULLIN	25428	MMCMZ
KASICH	25428	XNCFT
TED CRUZ	25428	XNCHT
JESUS	25428	XNCZJ
JOHN KASICH	25428	XNHFJ
MATTHEW FILANDRO	25428	XNRFJ
MICHELLE OBAMA	25428	XNRMZ
JOHN KASICH	25429	MMHTT
CARSON WENTZ	25429	MMHZF
EVAN MCMULLIN	25429	XNRFJ
PAUL RYAN	25430	MMCMN
HK	25430	MMJTF
SANDERS	25430	XNCCT
MCMILLIN	25430	XNCFJ
MITT ROMNEY	25430	XNCFR
MICHEAL PENCE	25430	XNCTR
BERNIE SANDERS	25430	XNJNX
EVAN MCMULLIN	25430	XNNMJ
EVAN MCMULLIN	25431	XNHTC
MITT ROMNEY	25431	XNRRM
VERMIN SUPREME	25432	XNCJX
BILL BRADLEY	25432	XNJNC

November 8, 2016

**Personal Choice Detail by Political Subdivision
Camden County**

US President

Vote for One

Political Subdivision: Federal

Write-in Name	Machine	Voter Tag
ADAM BORENSTEIN	25432	XNJXC
JOHN KASICH	25432	XNNHH
JAY WRIGHT	25432	XNRMT
TIFFANY MCGOVERN	25433	XNJCT
MITT-ROMNEY	25434	XNCJZ
EVAN MCMULLIN	25434	XNCZR
BERNIE-SANDERS	25436	XNCCC
RON PAUL	25436	XNCMR
PENCE	25436	XNCTC
ROBERT MORAN	25436	XNJCJ
EVAN MCMULLIN	25436	XNNHC
BERNIE SANDERS	25436	XNRMF
NONE OF THE ABOVE	25436	XNRMT
MTROMNEY	25437	XNCCR
JOHN OLIVER	25438	XNCNJ
BERNIE-SANDERS	25438	XNJFN
BERNIE SANDERS	25438	XNJMC
ROBERT J HUGHES	25439	XNCMN
MARCO-RUBIO	25439	XNJRT
EVAN-MCMULLIN	25439	XNNHN
MARCORUBIO	25439	XNRFC
BERNIE SANDERS	25440	MMCTX
BERIE SANDERS	25441	XNCFC
BERNARD-GITTELMAN	25441	XNCJT
BERNIE-SANDERS	25441	XNJJH
BERNIE-SANDERS	25442	XNRFC
EVAN MCMULLIN MINDY FINN	25443	XNCRT
JILLSTEIN	25444	XNCMF
GARY JOHNSON	25445	XNCZF
BERNIE SANDERS	25445	XNHFX
BERNIE SANDERS	25445	XNJCM
PAUL RYAN	25445	XNJNN
BERNIE SANDERS	25446	XNCRH
BURNIE SANDERS	25446	XNJMC
BERNIE SANDERS	25446	XNJZC
MICKEY-MOUSE	25446	XNNMF
PHIL DONAHUE	25447	MMJJT
KODOS	25447	XNCXR
BERNIE SANDERS	25447	XNJFR

November 8, 2016

**Personal Choice Detail by Political Subdivision
Camden County**

US President

Vote for One

Political Subdivision: Federal

Write-in Name	Machine	Voter Tag
MIKE GILDERSLEEVE	25447	XNJZF
KAYLEE SHANKS	25447	XNNMF
NONE OF THE ABOVE	25450	XNCHF
BERIE SANDERS	25450	XNCMC
BERNIE SANDERS	25450	XNNHC
MITT ROMNEY	25451	XNCJJ
OPTIMUS-PRIME	25451	XNCJZ
JOHN KASICH	25451	XNHFX
MCMULLIN	25451	XNJRF
JOHN KLINE	25451	XNJTM
BERNIE SANDERS	25451	XNJZT
BERNIE SANDERS	25452	XNCHN
BRIAN L DICUGNO	25454	MMHTH
JOHN KASIAC	25454	MMJFX
GEORGE WASHINGTON	25454	XNJNZ
BERNIE SANDERS	25454	XNNMC
BEN SASSE	25454	XNNMX
BERNIE SANDERS	25455	XNCCT
MICHAEL-BLOOMBERG	25456	MMHXM
PATRICIA FRAMPTON	25456	MMJNJ
BERNIE SANDERS	25456	XNCFZ
BERNEY SANDERS	25456	XNNRH
BERNIE SANDERS	25457	XNCFN
JESUS CHRIST	25457	XNJHN
PENCE	25457	XNJRT
BERNIE-SANDERS	25458	XNCXN
SNOOPY	25458	XNCZM
EVAN-MCMULLIN	25458	XNHFX
KASICK	25458	XNJCJ
EVAN-MCMULLIN	25458	XNNHT
VOID	25459	XNJMF
TOM SELLECK	25460	MMNMR
BERNIE SANDERS	25460	XNJHX
JOHN MCCANN	25460	XNJXT
PARICKGARTLAND	25463	XNNHH
ALEC BALDWIN	25463	XNNHR
OHN KASICH	25463	XNNHZ
BERNIE SANDERS	25463	XNNRM
PETE ROSE	25464	XNCHR

November 8, 2016

**Personal Choice Detail by Political Subdivision
Camden County**

US President

Vote for One

Political Subdivision: Federal

Write-in Name	Machine	Voter Tag
BERNIE SANDERS	25464	XNCRN
RAND PAUL	25464	XNNRH
BEN CARSON	25465	XNJRM
LORI L HALL	25465	XNNMH
EVAN MCMULLIN	25466	XNCTR
EVAN MCMULLIN	25466	XNHTC
BERNIE SANDERS	25466	XNHTR
BERNARD SANDERS	25466	XNJFH
EVAN MCMULLIN	25467	XNJNZ
JUSTIN TIMBERLAKE	25467	XNRMT
JOE BYDEN	25468	XNCFT
RHYLIN DOUGHERTY	25468	XNJNT
BERNIE SANDERS	25469	XNCMR
EDWARD DI GIACOMO	25469	XNCRF
BERNIE SANDERS	25469	XNCTM
BERNIE SANDERS	25469	XNJRH
BERNIE SANDERS	25469	XNNHR
CHARLES J RAND	25471	XNCRH
MICHAEL R PENCE	25471	XNHTH
EVAN MCMULLIN	25472	XNCFT
BERNIE SANDERS	25472	XNJFH
RICK SANTORUM	25473	XNCXT
JOHN MCCAIN	25473	XNNRR
BERNIE SANDERS	25474	XNCRZ
EVAN-MCMULLIN	25474	XNJFN
GARYJOHNSON	25474	XNJHZ
KAISCH	25475	MMJFH
VOID	25475	XNCNF
BERNIE SANDERS	25476	XNCMJ
BERNIE SANDERS	25476	XNJCT
JILL STEIN	25476	XNJNT
JOHN KASICH	25477	XNNHF
BERNIE SANDERS	25478	MMNMR
BERNIE-SANDERS	25478	XNJXH
BERNIE SANDERS	25481	MMHNF
BERNIE SANDERS	25481	XNCHR
EN-CARSON	25481	XNJXT
PAUL D RYAN	25481	XNNHZ
MARCO RUBIO	25482	MMHXF

November 8, 2016

**Personal Choice Detail by Political Subdivision
Camden County**

US President

Vote for One

Political Subdivision: Federal

Write-in Name	Machine	Voter Tag
BERNIE	25482	MMHXZ
BERNIE-SANDERS	25482	MMJXH
DACIA AND BRIA MACK	25482	MMJZT
BERNARD SANDERS	25482	XNCCT
MARK GALLO	25482	XNCHZ
RUBIO	25482	XNCJT
BERNIE SANDERS	25482	XNCXZ
JESUSCHRIST	25482	XNNHF
BRIAN DAWKINS	25483	XNJNF
BERNIE SANDERS	25484	MMJFT
BERNIE SANDERS	25484	MMJTF
BERNIE SANDERS	25484	XNCNM
THEODORE-LIDDELL	25484	XNJJT
MICHAEL CATANIA	25484	XNJNH
EVAN MCMULLIN	25485	XNCJJ
EVAN MCMULLIN	25485	XNCNR
BERNIE SANDERS	25485	XNCXR
PAUL RYAN	25485	XNJCC
PAUL RYAN	25485	XNNHM
MAY"GOD,HELP,US	25486	MMCXH
EVAN MCMULLIN	25486	MMHZT
MICHAEL-PENCE	25486	XNNCH
BERNARD SANDERS	25486	XNRMZ
BILL CLINTON	25487	MMJFR
HILARY CLINTON	25487	XNCFN
BERNIE SANDERS	25487	XNCZH
JOSEPH DELROCINI	25487	XNHFR
AL GORE	25488	MMHFN
BERNIE SANDERS	25488	XNCJN
EVAN MCMULLIN MINDY FINN	25488	XNJRF
JULIAN LEWIS JR	25489	MMHXZ
EVAN MCMULLIN	25489	XNCNN
BERNIE SANDERS	25489	XNJRM
PAUL-RYAN	25490	XNJZJ
EVEN MCMULLIN	25491	XNCJF
BRYAN EKSTROM	25491	XNCMC
BERNIESANDERS	25491	XNCNF
PAUL RYAN	25491	XNJTR
BERNARD SANDERS	25492	MMJNH

November 8, 2016

**Personal Choice Detail by Political Subdivision
Camden County**

US President

Vote for One

Political Subdivision: Federal

Write-in Name	Machine	Voter Tag
PAUL RYAN	25492	XNCHN
BERNARD SANDERS	25492	XNCHR
EVAN MCMULLIN	25492	XNCCM
PAUL RYAN	25492	XNJFN
EVAN MCMULLIN	25492	XNJHC
BERNIE SANDERS	25492	XNJHH
WILLIE CARTER	25493	MMJTT
ERIC MCMILLAN	25493	MMNMZ
BERNIE SANDERS	25493	XNCZH
EVAN MCMULLIN	25493	XNJHC
PAUL RYAN	25494	MMJTR
ICHIGO-KUROSAKI	25494	XNCZR
MARCO RUBIO	25494	XNJJZ
RON PAUL	25494	XNJZN
MICHAEL PENCE	25495	MMHXM
BERNIE SANDERS	25495	XNJHR
BERNIE SANDERS	25495	XNJTJ
ROBERT-COOPER	25496	XNCHH
BERNIE SANDERS	25496	XNJRH
FRANCES LILLO	25496	XNNRT
BERNIE SANDERS	25497	XNJCN
BERNIE SANDERS	25497	XNJHT
TULSI GABBARD	25498	XNCFX
JOHN KASICH	25498	XNJXF
MICHAEL WISNIEWSKI	25498	XNNHN
BERNIE-SANDERS	25498	XNNRX
DAVID MITCHELL	25499	MMHXF
EVAN MC MULLIN	25499	XNJRJ
TED CRUZ	25499	XNJRJ
JOHN MCCAIN	25500	XNHFC
SCOT URQUHART	25500	XNHFX
BERNIE SANDERS	25500	XNJTF
JOHN KASICH	25501	XNCCF
BERNIE SANDERS	25501	XNCFX
BERNIE SANDERS	25501	XNCTC
BERNIE SANDERS	25501	XNJCX
DALE MANIGOLD	25501	XNJMX
JOHN KASICH	25504	MMCRJ
COLIN POWELL	25504	XNCXF

November 8, 2016

**Personal Choice Detail by Political Subdivision
Camden County**

US President

Vote for One

Political Subdivision: Federal

Write-in Name	Machine	Voter Tag
JESUS	25506	XNCMR
BERNIE-SANDERS	25506	XNCRX
EVAN MCMULLIN	25507	XNCRJ
BERNIE SANDERS	25511	XNHFJ
JESUS	25511	XNNMC
JOHN KASICH	25511	XNRRR
JONATHAN FOSTER	25512	MMCFN
BERNIE SANDERS	25512	MMCNH
BERNIE SANDERS	25512	MMJZF
DR MELVIN SEAHORSE	25512	XNJTC
DAVID-LINDENHOFEN	25513	XNNCH
BERNIE SANDERS	25514	XNJRR
MIKE-PENCE	25516	XNCMJ
JOHN KASICH	25516	XNCNN
JOHN-KASICH	25516	XNCZT
CHRIS CHRISTY	25518	XNNHR
MATTHIS	25519	XNHTM
MITT ROMNEY	25519	XNJNZ
EVAN MCMULLIN	25520	XNCTH
JOHN KASICH	25520	XNJFR
JOHN KASICH	25520	XNNHF
MARCO RUBIO	25521	MMJNX
MICHAELJPENCE	25521	XNCNT
STEVE ROGERS	25521	XNJJH
BERNIE SANDERS	25521	XNJTN
ERIC MCMULLEN	25522	XNJCF
BERNIE SANDERS	25522	XNJMC
MARCO RUBIO	25522	XNNRT
TED CRUZ	25523	XNCTH
JESUS	25524	XNJRN
TED CRUZ	25524	XNNMH
GEN JAMES MATTIS USMC RE	25524	XNRFJ
KASICH	25525	MMNRM
EVAN MC MULLLIN	25525	XNCNH
KACIH	25525	XNCNJ
JOHN-KASICH	25525	XNCTM
PAUL-RYAN	25525	XNCXR
DONALD F CAREY	25525	XNCZC
MIKE-PENCE	25525	XNCZF

November 8, 2016

**Personal Choice Detail by Political Subdivision
Camden County**

US President

Vote for One

Political Subdivision: Federal

Write-in Name	Machine	Voter Tag
MARCO RUBIO	25525	XNJHZ
MITT ROMNEY	25525	XNJNZ
PAUL RYAN	25525	XNNHN
PAUL RYAN	25525	XNRFN
ARTHUR GROSS III	25526	MMHXT
ETELKA BECZE	25526	MMNMT
ARIELLE RIDOLFINO	25526	XNCRR
BERNIE SANDERS	25526	XNJZH
BENCARSON	25526	XNNHX
JOHN KASICH	25526	XNNMF
SCOTT JOSEPH KELLY NASA	25527	XNJHJ
PAUL RYAN	25527	XNJMF
BERNIE SANDERS	25527	XNJRN
PAUL RYAN	25527	XNNRT
MICHAEL-MCCALLEY	25527	XNRRM
EVAN MCMULLIN	25527	XNRRR
PAUL RYAN	25528	XNCFZ
LAUREN.FELDHAKE	25528	XNHFH
JOHN WILLINK	25528	XNJCN
PAUL RYAN	25528	XNJHR
BERNIE SANDERS	25529	XNJTX
JOHN-KASICH	25529	XNJZJ
PAUL SZKOTAK	25530	MMHXC
JOHN KASICH,	25530	XNCHR
EVAN MCMULLIN	25530	XNCJX
JOHN KASICH	25530	XNCRR
EVAN MCMULLIN	25530	XNCTR
VLADIMIR PUTIN	25530	XNCXN
JOE BIDEN	25530	XNCZC
MATUREN AND MUNOZ	25530	XNHFT
MITT ROMNEY	25530	XNHTT
SARAH WILLIAMS	25530	XNJCJ
TIMOTHY MAXWELL	25530	XNJXN
CARLY FIORINA	25531	MMNMZ
MICKEY-MOUSE	25531	XNCFR
PAUL RYAN	25531	XNJXJ
PETER EDWARD ROSE	25531	XNNRM
BERNIE SANDERS	25533	MMHXT
NICK BAKER	25533	XNCRM

November 8, 2016

**Personal Choice Detail by Political Subdivision
Camden County**

US President

Vote for One

Political Subdivision: Federal

Write-in Name	Machine	Voter Tag
JOHN-KASICH	25533	XNCXF
SEN.BERNIE SANDERS	25533	XNCZJ
KASICH	25533	XNJCT
PAUL RYAN	25533	XNRRM
SENN	25534	XNCFT
EVAN MCMULLIN	25535	XNCRR
BERNIE SANDERS	25535	XNJFZ
EVAN-MCMULLEN	25535	XNJMN
BERNIE SANDERS	25535	XNJXT
JOHN KASICH	25536	XNCFT
JOSEPH KAPENSTEIN	25536	XNCTM
EVAN MCMULLIN	25536	XNHFT
BERNARD SANDERS	25536	XNJMH
BERNIE SANDERS	25536	XNJXF
PAUL-RYAN	25536	XNJZC
MCMULLAN	25537	MMHXZ
SANDERS	25537	MMHZN
MICHAEL.PENCE	25537	XNCHR
TED CRUZ	25537	XNJJC
BERNIE SANDERS	25537	XNJXR
JEB BUSH	25538	XNJCJ
RIC FLAIR	25539	MMJTN
EVAN MCMULLIN	25539	MMJTT
KASICK	25539	XNCXM
SAL VULCANO	25539	XNCZR
BERNARD SANDERS	25539	XNJZR
ASH KETCHUM	25541	MMHTN
BERNIE SAUNDERS	25541	MMJFZ
EVAN MCMULLEN	25541	XNJFX
SANDERS	25542	XNCRN
BERNIE SANDERS	25543	XNCCF
DELPIDIO	25543	XNCHF
LINDA MANN	25543	XNCMH
BERNIE SANDERS	25543	XNHTT
MARCO RUBIO	25543	XNHTX
JOHNKASICH	25544	XNJTT
BERNARD SANDERS	25546	MMJXH
MICHAEL A MATUREN	25546	XNCXC
BERNIE SANDERS	25547	MMCMN

November 8, 2016

**Personal Choice Detail by Political Subdivision
Camden County**

US President

Vote for One

Political Subdivision: Federal

Write-in Name	Machine	Voter Tag
HARRY XENITELIS	25547	MMHZT
BERNIE SANDERS	25547	XNJMT
BERNIE SANDERS	25547	XNJRM
ELYSA LEVENSON DEJOY	25547	XNJRJX
VERMIN-SUPREME	25547	XNNCH
BERNARD SANDERS	25548	XNCNZ
EVANMCMULLEN	25548	XNHTC
MO HOWARD	25548	XNJFT
BERNARD SANDERS	25548	XNJMT
NORMAN-STITES	25548	XNNCM
MICKEY-MOUSE	25548	XNNCN
PETER BRANDT	25549	MMCRZ
TRISTAN WILLIAMS	25549	XNCRM
TRISTAN WILLIAMS	25549	XNJZN
BERNIE SANDERS	25550	XNCZH
BERNIE SANDERS	25551	MMNMT
ERIC MCLAUGHLIN	25551	XNCRR
BERNIE SANDERS	25551	XNJNT
EVAN-MCMILLIN	25552	XNJMM
BERNIE SANDERS	25554	MMHTH
BERNIE SANDERS	25554	MMHXH
BERNIE SANDERS	25554	MMJTJ
BERNIE SANDERS	25554	XNJCF
SANDERS	25555	XNCMM
RANDOM SOMEONE	25555	XNNCM
BERNIE SANDERS	25555	XNNMN
JOHNMCCAIN	25559	XNCFT
BERNIE SANDERS	25559	XNCJX
JOHN J. KANE, JR.	25560	MMHZH
MICHAEL MATUREN	25560	MMJNC
JOHN KASICH	25560	XNCMN
JILL-STEIN	25560	XNCZZ
MICHAEL-R-PENCE	25560	XNHFC
LEE PLENN	25560	XNJFZ
BERNIESANDERS	25560	XNJNR
BERNIE SANDERS	25560	XNJXC
JOHN KASICH	25560	XNJXT
DANIEL RYAN LICATA	25560	XNRRM
BERNIE SANDERS	25561	XNCHM

November 8, 2016

**Personal Choice Detail by Political Subdivision
Camden County**

US President

Vote for One

Political Subdivision: Federal

Write-in Name	Machine	Voter Tag
MITT ROMNEY	25561	XNCJM
EVAN MCMULLIN	25562	XNHFC
BERNIE SANDERS	25562	XNJCM
MARY-MOTHER-OF-GOD	25562	XNJMX
BERNARD-BERNIE SANDERS	25562	XNJRH
EVAN MCMULLIN	25562	XNNCM
BERNIE SANDERS	25562	XNNRJ
EVAN MCMULLIN	25563	XNHTJ
NONE OF THE ABOVE	25563	XNJMZ
JOHN-KASICH	25563	XNRMZ
DONALD DUCK	25564	XNCMM
BERNIE-SANDERS	25564	XNCZJ
BERNIE-SANDERS	25564	XNJJC
BERNIE SANDERS	25565	XNCNM
BERNIE SANDERS	25565	XNCZH
JOHN KASICH	25565	XNJNC
MIKE-PENCE	25565	XNJTJ
JOHN KASICH	25566	XNNCM
BERNIE SANDERS	25567	XNJFH
JILL STEIN	25568	XNCCH
MIKE PENCE	25569	XNJCN
MARCO RUBIO	25569	XNJXH
BERNIESANDERS	25569	XNJZJ
BERNIE-SANDERS	25570	XNCCJ
ZOLTAN ISTVAN	25570	XNCZX
EVAN MCMULLIN	25570	XNJMX
EVAN MC MULLEN	25570	XNJRC
EVAN MCMULLIN	25570	XNNRR
ALEEMA ABDUR-RAHMAN	25571	XNJFN
JILL STEIN	25572	XNCJR
JESUS	25572	XNCZJ
BERNIE SANDERS	25572	XNHTZ
EVAN MCMULLIN	25573	MMHXT
JOE BIDEN	25573	XNJXC
PNCE	25573	XNNMT
BERNIE SANDERS	25574	MMJTF
BERNIE SANDERS	25574	MMNMX
BERNIE-SANDERS	25574	XNCTX
EVAN MCMULLIN	25574	XNJMH

November 8, 2016

**Personal Choice Detail by Political Subdivision
Camden County**

US President

Vote for One

Political Subdivision: Federal

Write-in Name	Machine	Voter Tag
BEN SASSE	25575	XNCNN
BEN SASSE	25575	XNJHT
BERNESANDDERS	25575	XNJTZ
STEPHEN GIORDANO	25575	XNNMC
NOT SURE DWAYNE MTDEW CA	25575	XNNRH
JESUS	25577	MMHNF
BERNIE SANDERS	25577	XNJJH
BERNIE SANDERS	25580	XNCTJ
BERNIE SANDERS	25581	XNCJJ
BERNIE SANDERS	25581	XNCMJ
OWEN MCMULLIN	25581	XNCMX
PAUL RYAN	25581	XNCRC
DR. BEN CARSON	25581	XNJMR
EVAN MCMULLIN	25581	XNJTF
CONDOLEEZZA-RICE	25583	XNJRC
CERSEI-LANNISTER	25583	XNNMH
BERNIE SANDERS	25584	XNCCM
SANDERS	25584	XNCMM
JOHN BOND JR	25584	XNJCH
PABLO	25585	MMJNH
BERNIE-SANDERS	25585	XNHTN
BERNARD SANDERS	25586	XNCRF
EVAN MCMULLIN	25587	MMJNN
BRNIE SANDERS	25587	XNJCZ
JOSEPH BIDEN	25588	MMHFN
BERNARD SANDERS	25588	MMJZH
BERNIE SANDERS	25588	XNJCN
OHN KASICH	25588	XNJTF
EVAN MCMULLIN	25589	XNJMH
EVAN MCMULLIN	25589	XNJRC
BERNIE SANDERS	25589	XNJRN
MIKE MATUREN	25592	XNJRZ
PENCE	25592	XNNRN
JOHN KASICH	25593	XNCFT
EVAN-MCMULLIN	25593	XNJTF
BERNIE SANDERS	25593	XNJXZ
BERNIE SANDERS	25595	XNCNM
BERNIE SANDERS	25595	XNJCZ
JOHN KASICH	25595	XNJFC

November 8, 2016

**Personal Choice Detail by Political Subdivision
Camden County**

US President

Vote for One

Political Subdivision: Federal

Write-in Name	Machine	Voter Tag
PAUL RYAN	25595	XNJMZ
BERNIE-SANDERS	25595	XNNRN
GOOFY	25597	MMHXH
JESUS	25597	XNJTF
BERNIE SANDERS	25599	MMJNJ
STEPHENLABUDA	25599	XNCRZ
SNOOPY	25599	XNJMF
JOHNSON	25602	XNNRH
BERNIE SAUNDERS	25603	XNCCM
JOE-BIEDON	25603	XNCRJ
EVAN MCMULLIN	25603	XNJCH
BERNIE SANDERS	25603	XNNRJ
BRYAN EKSTROM	25604	XNHTN
CHRIS-BRITTON	25605	MMHZC
BERNIE SANDERS	25605	XNCZT
JILL-STEIN	25605	XNJZM
MARCO RUBIO	25605	XNNHN
BERNIE SANDERS	25606	MMHXN
TOM HANKS THE ACTOR	25606	XNCHN
MY FISH BOB	25606	XNNHR
NONE OF	25607	MMHTJ
CARLY FIORINA	25607	XNCTM
SNOOPY WWI HERO	25608	XNCJH
PAULRYAN	25608	XNNHM
BERNIE SANDERS	25608	XNNRM
BERNIE SANDERS	25609	XNCMT
BERNIE SANDERS	25609	XNJCZ
EVAN MCMILLIN	25609	XNJHJ
BERNIE SANDERS	25609	XNJZT
BERNIE SANDERS	25609	XNNCC
JOSEPH BIDEN	25611	XNCCJ
BERNIE SANDERS	25611	XNJTR
EVAN MCMULLIN	25611	XNJTT
LYNN KAHN	25612	XNCHX
DOUGLAS PETER FITZGERALD	25612	XNJTC
RON PAUL	25612	XNJTH
EVAN-MCMULLIN	25612	XNNMT
JOHN KASICH	25613	XNJZH
BERNIE SANDERS	25613	XNNCC

November 8, 2016

**Personal Choice Detail by Political Subdivision
Camden County**

US President

Vote for One

Political Subdivision: Federal

Write-in Name	Machine	Voter Tag
JOHN MC CAIN	25614	MMJFC
TOM SELLECK	25614	XNJCT
BERNIE-SANDERS	25614	XNJFN
MICHELE OBAMA	25615	XNJCH
BARACK OBAMA	25615	XNJFZ
BRIAN-SANDERS	25616	XNCFN
BERNIE SANDERS	25616	XNCHH
KASICK	25616	XNJFR
MARCO-RUBIO	25616	XNNRM
BERNIE SANDERS	25617	MMCMC
JOHN-KASICH	25617	MMCRR
JOHN KASICK	25617	XNJCC
EVAN MCMULLIN	25617	XNJTZ
BERNIE SANDERS	25618	XNHTJ
MIKE MATUREN	25618	XNJCC
BERNIE SANDERS	25618	XNNRZ
BERNIE SANDERS	25619	MMHXF
THOMAS BRITTON	25619	XNCMZ
BERNIE-SANDERS	25619	XNCZC
BERNIE SANDERS	25619	XNNHT
MARCO RUBIO	25620	XNCFH
IRA MONKA	25620	XNCJM
DR BEN CARSON	25621	MMHTF
EVAN MCMULLIN	25621	XNCCC
PAULRYAN	25621	XNCFJ
BERNIE SANDERS	25621	XNCFT
EVAN MCMULLIN	25621	XNCXN
DAN MANDZAK	25622	XNCRX
BERNIE SANDERS	25622	XNCZZ
BLOOMBERG	25622	XNNRC
GREGORY BERGAMESCO	25623	XNJMX
BERNIE SANDERS	25623	XNJTH
MIKE PENCE	25624	MMHTT
JOHN MCCAIN	25624	XNCFH
JESUS	25624	XNCRH
BERNIE SANDERS	25624	XNJCT
PAUL RAYN	25624	XNJCX
BILLY D LIGHT	25625	XNCMJ
BIDEN	25625	XNCZN

November 8, 2016

**Personal Choice Detail by Political Subdivision
Camden County**

US President

Vote for One

Political Subdivision: Federal

Write-in Name	Machine	Voter Tag
MARCO RUBIO	25625	XNNRJ
HONEST TRUTH	25626	XNJRC
MICHELEOBAMA	25626	XNJRM
ROBYN FAIR	25626	XNJXH
JOHN KASICH	25627	XNJZC
ABSAIN	25628	XNJFJ
BERNIESANDERS	25628	XNJHH
EVAN MCMULLIN	25628	XNJRC
PAUL RYAN	25628	XNJZH
CHARLES BARCLAY	25628	XNNRX
EVAN MCMULLIN	25629	MMHTR
EVAN MCMILLIAN	25629	MMHXF
MYSELF	25629	MMHZM
JOHN MCCAIN	25629	MMJFM
BERNIE-SANDERS	25629	MMJTH
JAMES WEBB	25629	XNJMZ
BERNIE SANDERS	25630	XNCFT
EVAN MCMULLEN MINDY FINN	25630	XNCHX
EVAN MCMULLIN	25630	XNJMH
MANU-DADHANIA	25631	MMJNM
MITT ROMNEY	25631	XNCHX
GOD	25631	XNCZM
BERNIE SANDERS	25631	XNJCF
RICH FEYNMAN	25631	XNJHM
MICHAEL-PENCE	25631	XNJXT
THOMAS GOLDEN	25632	XNCCN
BIDEN	25632	XNHFN
JOHN KASICH	25633	XNCJR
JOHN KASICH	25633	XNJCN
TED CRUZ	25633	XNNMC
JESUS	25634	XNCCZ
PAUL RYAN	25634	XNCJZ
BERNIE SANDERS	25634	XNJFH
BERNIE SANDERS	25634	XNJZZ
BERNIE SANDERS	25634	XNNRR
BERINE SANDERS	25635	XNNHZ
BERNIE SANDERS	25636	XNCJH
JAMES HETFIELD	25636	XNCXX
EVAN-MCMULLIN	25637	XNCJH

November 8, 2016

**Personal Choice Detail by Political Subdivision
Camden County**

US President

Vote for One

Political Subdivision: Federal

Write-in Name	Machine	Voter Tag
BERNIESANDERS	25638	XNCTC
DR. BEN CARSON	25639	XNCCT
DANIELLE-FRANCHETTI	25639	XNCFH
MICHAEL HAINES	25639	XNCNM
JOHN KASICH	25639	XNCXF
MIKE PENCE	25640	XNCRR
BERNIE SANDERS	25641	XNCFX
KEVIN BEATTY	25641	XNCRM
EVAN MCMULLIN	25641	XNCTC
RANDPAUL	25641	XNJNX
BERNIE SANDERS	25642	XNCFZ
BERNIE SANDERS	25642	XNJZR
BERNARD SANDERS	25645	XNCNX
MIKE PENCE	25645	XNJHJ
GIANTMETEOR	25646	XNCJN
JEB BUSH	25646	XNCXH
BERNARD-BERNIE-SANDERS	25646	XNNRH
RAND PAUL	25647	MMJJT
PENCE	25647	MMJNR
EVAN MCMULLIN MINDY FINN	25647	XNHFM
BERNIE SANDERS	25647	XNNHJ
BERNIE SANDERS	25648	MMJFC
PENCE,MICHAEL	25648	XNNRX
NO CONFIDENCE	25649	XNCTX
BENJAMIN WATSON	25649	XNJFH
BERNIE SANDERS	25650	MMCFN
RUBBER-FOOT	25650	MMCXZ
BERNIE SANDERS	25650	MMCZJ
JESUS CHRIST	25650	MMHZC
JOHN KASICH	25650	MMJMX
JOHN KASICH	25651	MMJMX
EVAN MCMULLIN	25651	MMJNN
JESUS-CHRIST	25651	MMJTR
EVAN MCMULLIN	25652	XNCCN
JOHN BIEDRON	25652	XNCMC
THORIN OAKENSHIELD	25652	XNCXN
BERNIE SANDERS	25652	XNJFZ
EVAN MCMULLIN	25652	XNJRM
CARSON	25653	XNCRM

November 8, 2016

**Personal Choice Detail by Political Subdivision
Camden County**

US President

Vote for One

Political Subdivision: Federal

Write-in Name	Machine	Voter Tag
BERNARD SANDERS	25654	MMHNT
MARC,RUBIO	25654	MMJTZ
PAUL RYAN	25654	XNNMJ
BERNIE SANDERS	25655	MMHFN
BERNIE SANDERS	25655	MMJXM
RICH MUSERO	25656	MMJTC
PAUL RYAN	25656	MMNMC
BEN CARSON	25656	XNCRH
EVAN MCMULLIN	25656	XNCRT
COLLIN-SCHAFFHAUSER	25656	XNJNR
CARLY FIORINA	25656	XNJRZ
EVAN MCMULLIN	25656	XNNHJ
WILL SMITH	25657	XNNHZ
BERNIE SANDERS	25658	XNJRH
EVAN-MCMULLEN	25658	XNJRT
EVAN MCMULLIN	25659	XNCHJ
PAUL RYAN	25659	XNCMF
EVAN MCMULLIN	25659	XNNHT
ROBERT HOCKEL JR	25660	MMHNT
BERNIE SANDERS	25662	MMNRR
BERNIE SANDERS	25662	XNCRZ
RAND PAUL	25663	XNCHX
MICHAEL HUCKABEE	25663	XNCJZ
BERNIE SANDERS	25664	MMJTN
BERNIE SANDERS	25664	XNCXR
BERNIE SANDERS	25664	XNHFF
MICHELLE OBAMA	25665	MMCMN
ROBBY WELLS	25665	MMHZZ
JERSEY FINGERS	25665	MMJTR
BERNIE SANDERS	25665	XNCJX
CLIFFYCLIFF	25665	XNJCR
MITCHEL OBAMA	25669	XNCRF
BERNIE SANDERS	25670	XNCJF
BERNIE-SANDERS	25670	XNCRR
MARCO RUBIO	25670	XNNHT
BERNARD SANDERS	25671	MMCMZ
BERNIE SANDERS	25671	XNCMF
BERNIE SANDERS	25671	XNCZC
BERNIE SANDERS	25671	XNJJM

November 8, 2016

**Personal Choice Detail by Political Subdivision
Camden County**

US President

Vote for One

Political Subdivision: Federal

Write-in Name	Machine	Voter Tag
BERNIE SANDERS	25672	XNJTT
BERNIE SANDERS	25672	XNNRT
BERNIESANDERS	25673	XNCMR
BERNARD BERNIE SANDERS	25673	XNJRC
EVAN MCMVLLIN	25673	XNNHN
JOHN KASICH	25674	XNCMM
HARAMBE	25674	XNCXX
BERNARD SANDERS	25675	MMHTX
BERNIE-SANOERS	25676	MMCXN
BERNIE SANDERS	25676	MMHFF
TEDCRUZ	25676	MMHXC
DICK GREGORY	25676	XNCHX
BERNIE SANDERS	25677	MMCMH
BERNIE SANDERS	25677	MMHFC
FISH	25677	MMJTF
JOHN-KASICH	25677	XNHTN
EVAN-MCMULLIN	25678	MMHZR
EVAN MCMULLINS	25678	XNCFN
BERNIE SANDERS	25678	XNCHM
EVAN MCMULLIN	25678	XNHFX
EVAN MCMULLIN	25678	XNJRH
BERNIE SANDERS	25679	XNJFF
MARCO RUBIO	25679	XNJRT
MICHAEL R. PENCE	25680	XNCNT
EVAN MCMULLIN	25680	XNJCC
EVAN MCMULLIN	25680	XNJCN
BERNIE SANDERS	25680	XNJCX
BERNIE SANDERS	25681	MMCTZ
SANDERS,BERNIE	25681	MMHTF
GOD	25681	MMJNT
DONALD-MCMUFLIN	25681	XNNMM
MICHAEL-PENCE	25684	XNJHR
MICKEY MOUSE	25685	XNJRH
BERNIE SANDERS	25685	XNNHR
EVAN MCMULLIN	25686	XNCNM
JOHN KASICH	25686	XNJJJ
BERNIE SANDERS	25686	XNJJR
GRANDPOP	25686	XNJRR
BERNIE SANDERS	25687	XNNHZ

November 8, 2016

**Personal Choice Detail by Political Subdivision
Camden County**

US President

Vote for One

Political Subdivision: Federal

Write-in Name	Machine	Voter Tag
MICHAEL TROUT	25695	XNCHJ
VERMIN SUPREME	25695	XNJRT
ALBERT GOTTSCH	25695	XNRFN
EVAN MCMULLIN	25698	XNJRR
BERNIE SANDERS	25699	XNCCX
MARCO RUBIO	25699	XNCRM
BERNIE SAUNDERS	25699	XNJCF
NA	25699	XNJMZ
EVAN-MCMULLIN	25699	XNJNX
JOHN KASICH	25699	XNJXT
EVAN MCMULLIN	25699	XNNHC
EVAN MCMULLIN	25699	XNRRR
SANDERS	25700	XNCCZ
NO CONFIDENCE	25700	XNCRM
JESUS	25701	XNCCZ
DONALD J TRUMP	25701	XNJTZ
EVAN MCMULLIN	25702	XNCJH
JEB BUSH	25706	XNNHM
RAND PAUL	25717	XNCMR
BERNIE SANDERS	25717	XNJFJ
MITT ROMNEY	25717	XNNMT
EVIN-MCMULLEN	25717	XNRMX
WOLFIE	25718	XNCRM
MITT ROMNEY	25718	XNJRR
BERNIE SANDERS	25719	XNJMC
MIKE PENCE	25720	XNCCT
MAURA C DICK	25720	XNNMX
MICHAEL BLOOMBERG	25721	XNCJM
JESUS	25721	XNRFH
BERNARD SANDERS	25751	XNCHC
NO-CONFIDENCE	25751	XNCRZ
BERNIE SANDERS	25751	XNJJF
BERNIE SANDERS	25751	XNJJM
MICKEY MOUSE	25751	XNJNF
EVAN MCMULLIN	25761	XNJZZ
ROBERT GEORGE	25766	XNCXF
DERRICK HENRY	25767	MMHXM
EVAN MCMULLIN	25767	XNHTX
JOE BIDEN	25767	XNJCZ

November 8, 2016

Personal Choice Detail by Political Subdivision
Camden County

US President

Vote for One

Political Subdivision: Federal

Write-in Name	Machine	Voter Tag
BERNIE	25767	XNJF
LORD HELP US	25767	XNJXF
TAYLOR-MACARO	25767	XNJXM
KELLY-SMITH	25769	MMHFJ
CHARLES RENDALL SR	25769	MMJFH
EVAN MCMULLIN	25769	MMJXR
BERNARD SANDERS	25769	MMJXZ
MICHAEL ALVORD	25769	XNCTX
BERNARD SANDERS	25769	XNCZH
EVAN MCMULLIN	25769	XNRRR
JOHN KASICH	25772	XNNCJ
BERNIE SANDERS	25775	MMJTN
BERNIE SANDERS	25778	MMJFC
RICHARD	25778	XNCFN
CHRISTOPHER E JANSEN	25778	XNHTZ

House of Representatives 1st District

Vote for One

Political Subdivision: Congressional Dist 1

Write-in Name	Machine	Voter Tag
ALEX LAW	25000	XNHFT
ALEX LAW	25002	MMNMH
ALEX LAW	25002	XNJMF
ALEX LAW	25004	XNCNZ
ALEX LAW	25004	XNHTX
RORY GOODMAN	25005	XNJJZ
GANJA	25014	MMHFJ
BLANK-VOTE	25016	XNNCR
BRUCE SPRINGSTEEN	25018	XNJZZ
JESUS	25023	XNCRF
ALEX LAW	25024	XNHTC
ALEX LAW	25025	XNHFX
ANGEL RODRIGUEZ	25030	MMJTT
ALEX LAW	25052	XNCJC
ALEX LAW	25052	XNHTZ
NA	25059	XNNRN
NONE	25060	XNJCZ
ALEX-LAW	25070	XNNRZ

November 8, 2016

**Personal Choice Detail by Political Subdivision
Camden County**

House of Representatives 1st District

Vote for One

Political Subdivision: Congressional Dist 1

Write-in Name	Machine	Voter Tag
ATREYU	25073	XNNHX
ALEX LAW	25075	MMNMR
POKEY	25080	XNJFN
ALEX LAW	25092	XNJHH
CORRPTION	25093	XNCRM
ALEXLAW	25094	XNCJN
ALEX-LAW	25096	XNJCF
H-ROSS-PEROT	25097	XNCMJ
ALEX LAW	25099	MMCMR
PATRICK L. MENDOZA	25104	MMJNR
ALEX LAW	25105	XNHFX
MAX BRONCHIK	25106	XNJHN
ALEX LAW	25114	XNJRF
OLIVER	25116	XNJTX
ALEXLAW	25118	XNHTZ
ALEX LAW	25124	XNJJF
ALEX LAW	25125	XNCHT
ALEX-LAW	25125	XNJZZ
ALEX LAW	25126	XNJCN
ALEX LAW	25126	XNJMM
ANWAR SABREE	25127	XNHFH
ALEXLAW	25129	XNJJJ
ALEX-LAW	25134	XNCFC
GEORGE PELLAK	25138	XNCRH
GERALD-W-GOAD	25141	XNCCM
JOHN BANNING	25141	XNJHH
TOM KNOCKE	25143	XNCCX
ALEX-CROSS	25151	XNHFN
DONKEY KONG	25152	XNCNJ
BERNIE-SANDERS	25157	XNCJN
LOBIANDO	25161	MMCTM
KEVIN-LARSON	25165	XNCTM
WILLIE CARTER	25168	XNCXZ
HEIDI RAMA	25179	XNCZX
BRYCE HEWLETT	25189	XNCRT
ALEX LAW	25190	XNJZZ
TROY JURIMAS	25192	XNCXC
ALEX LAW	25192	XNHFZ
BRANDON LIBBY	25195	MMHZR

November 8, 2016

**Personal Choice Detail by Political Subdivision
Camden County**

House of Representatives 1st District

Vote for One

Political Subdivision: Congressional Dist 1

Write-in Name	Machine	Voter Tag
ALEX LAW	25196	MMJFT
ALEX LAW	25196	MMJNM
ALEX LAW	25196	XNCNC
JUDY GREENBERG	25200	XNNMR
LAW	25200	XNNRN
D.L.OVERTOOM	25201	XNCTM
DAN RILEY	25201	XNNHR
ANYONE-BUT-NORCROSS	25201	XNNRN
A.HOLE	25203	XNCHJ
CHRISTOPHER-LAW	25203	XNCHX
EDWARD FORCHION	25203	XNJMN
LUKAS RONNER	25204	XNJMJ
MARK YAKO	25207	MMHZZ
CARLS SLIM	25208	XNJMM
ROB ANDREWS	25211	XNNHH
ALEX LAW	25211	XNNMJ
END NORCROSS MACHINE	25212	MMHZZ
DEEZ NUTS	25213	XNCZF
ALEX LAW	25219	XNJRR
TROY JURIMAS	25229	XNNHX
DEAN-WILSON	25235	XNCXH
JAMES DUGGAN	25236	XNNHM
NOT-NORCROSS	25237	XNJHX
GARY C. FRAZIER JR.	25241	XNJTN
DAN KLEIN	25242	XNCRX
JASON VOLOSIN	25244	XNCTM
JASON VOLOSIN	25244	XNNCM
VINCE	25245	XNJZZ
NA	25247	XNCHC
CLINTON	25248	XNCHZ
STEVE DAIDONE	25254	XNJFM
SUZANNE PAUL	25257	XNJRT
ALEX LAW	25259	XNJTT
ANDRES RODRIGUEZ	25260	XNJHR
FINNEGAN	25262	XNJTC
THOMAS JENKINS	25267	XNCHF
MICKEY MOUSE	25267	XNJXF
TRUMP	25272	XNJHC
NEITHER	25274	MMHTZ

November 8, 2016

**Personal Choice Detail by Political Subdivision
Camden County**

House of Representatives 1st District

Vote for One

Political Subdivision: Congressional Dist 1

Write-in Name	Machine	Voter Tag
ALEX LAW	25276	XNHTX
ROBERT RAI0	25276	XNRMZ
RON PAUL	25280	XNJNM
BERNIE SANDERS	25284	XNRMF
NONE OF THESE	25285	XNNRM
JOEL EMBIID	25286	XNCCJ
ALEX LAW	25286	XNJZH
ALEX-LAW	25294	XNCXT
ALEX LAW	25296	XNCZF
ALEX LAW	25299	XNJZX
MR-BROWN	25300	XNCCR
ROBERT ANDREWS	25302	XNCFC
HANK SCHAUB	25302	XNJJR
MCHAEL WEISS	25306	XNCHN
ALEX LAW	25306	XNJTC
MARTIN-TOPIEL	25306	XNRMT
ALEX LAW	25309	XNNMF
ALEX LAW	25321	XNNRZ
CYNTHIA HAINES	25329	XNJMX
GREG PENNELL	25335	XNCMJ
DEEZ NUTS	25335	XNJCC
MARK CORREA	25338	XNCMT
MARC-VALLONE	25342	XNNHR
JESUS-CHRIST	25363	XNCTJ
ALEX LAW	25364	XNJZF
ALEX LAW	25369	XNJTC
JESUS CHRIST	25374	XNCRJ
BRO. ZAWDIE ABQUL-MALIK	25382	MMCRC
MICHAEL HOLLAND	25382	XNJNC
DARREL A MARSH	25384	MMNMT
ALEX LAW	25395	XNJXF
BRIAN WOO	25395	XNNHM
SILEACE-WORTHY	25397	XNCCX
ALEX LAW	25398	XNCRX
MACKENZIE FINLEY	25402	XNJJZ
ALEX LAW	25411	XNHTF
ROB LYONS	25415	MMHTN
ALEX LAW	25416	XNNRT
ALEX LAW	25419	XNJMJ

November 8, 2016

**Personal Choice Detail by Political Subdivision
Camden County**

House of Representatives 1st District

Vote for One

Political Subdivision: Congressional Dist 1

Write-in Name	Machine	Voter Tag
ALEX LAW	25421	XNCXF
ALEXLAW	25422	XNRMX
BRUCE SPRINGSTEEN	25424	MMHFX
ALEX LAW	25424	MMJXZ
ALEX LAW	25424	XNNCR
ROBERT-SHAPIRO	25427	XNJTR
MATTHEW SHARP	25432	XNCMH
ALEXLAW	25433	XNJHC
DONALD LOVE	25434	XNCNN
DOVBER MANGEL	25438	XNCFE
MICHELE PERAINO	25447	XNJFR
ALEX LAW	25450	XNHTX
ALEX LAW	25450	XNJTC
ALEX LAW	25451	XNJMC
ALEX LAW	25451	XNJRZ
ALEX LAW	25454	XNCFT
ALEX LAW	25454	XNCRH
ALEX LAW	25454	XNJHH
NONE	25454	XNNCR
ROB CARLSON	25455	XNJFM
ALEX LAW	25458	MMNMN
ALEX LAW	25458	MMNRM
KIMBERLY WHALEN	25458	XNCJZ
ALEX LAW	25458	XNJXM
ALEX LAW	25460	XNJHX
JAMES R DILORETO	25466	XNHTZ
ROBERT ANDREWS	25469	XNRFX
JON WOODWARD	25477	XNJFN
FRANK-MITCHELL	25479	XNCJZ
NO	25481	XNCHR
ALEX LAW	25516	XNJJH
ALEX LAW	25516	XNJTN
ALEX LAW	25519	XNNRT
ALEX LAW	25520	XNRMZ
ALEX LAW	25521	MMHFT
JAMES MULROY	25521	XNJNF
ALEX LAW	25521	XNJNR
ALEX LAW	25521	XNJRM
ALEX LAW	25521	XNNHR

November 8, 2016

**Personal Choice Detail by Political Subdivision
Camden County**

House of Representatives 1st District

Vote for One

Political Subdivision: Congressional Dist 1

Write-in Name	Machine	Voter Tag
EVAN FITZGERALD	25524	XNJZF
ALEX LAW	25526	XNNHJ
ROB ANDREWS	25536	XNNCJ
ALDON PIETSCH	25537	XNJXR
COLLEEN GROSS	25538	XNCFJ
TIM MOONEY	25538	XNCMT
JOSIE DEAL	25539	MMHZN
CHAR AZNABLE	25539	XNCJZ
ALEX-LAW	25543	XNHHTH
FELICIA MASON	25546	XNRFH
TROY JURIMAS	25554	XNRMT
ALEXANDER ARCHIE	25556	XNJHJ
NOT NORCROSS	25560	XNCFJ
ALEX LAW	25561	XNCMF
NOT NORCROSS	25562	XNJHX
ALEX-LAW	25564	XNJZT
MORAN	25569	XNRFX
KAYLAN DIAMOND	25570	XNJNT
DENNIS ROONEY	25570	XNJRC
JIMRAFFERTY	25570	XNNRF
ALEJANDA	25577	MMHNF
RICH MITCHELL	25579	XNCCR
CHRISTIAN MCGARRY	25584	XNCCM
EUGENEBROWN	25585	XNHTN
JUSTIN T QUILES	25589	XNCRC
ALEX LAW	25599	MMHFR
STEVE AUSTIN	25602	XNCZR
JAMES CICCAGLIONE	25606	MMHNZ
BERNIE SANDERS	25609	XNNCC
JAIME NICHOLAS	25610	XNCHH
BETHANY-KING	25618	XNHFC
ALEX-LAW	25626	XNHFH
ALEX LAW	25626	XNHTX
MORAL FIBER	25626	XNJRC
MARISSA LEVY	25627	XNHFN
ALEX-LAW	25627	XNJMJ
ALEX LAW	25629	XNCXT
ALEX LAW	25629	XNCZX
MICHAEL WEISS	25631	MMHXF

November 8, 2016

**Personal Choice Detail by Political Subdivision
Camden County**

House of Representatives 1st District

Vote for One

Political Subdivision: Congressional Dist 1

Write-in Name	Machine	Voter Tag
ALEX LAW	25631	MMNRR
ALEX LAW	25631	XNCJZ
RIQUAN KING	25648	MMHXF
AMY MELISSA YOUNG	25648	XNJXX
TAIMA-GATES	25661	XNJTJ
NATHANIEL SMITH	25663	XNCXF
SANDERS, BERNIE	25664	XNCZH
JAMHAR MALEKE JAMES	25665	MMCMX
DOM	25665	MMJTR
SYONEY YOUNG	25671	XNCXF
BERNARD SANDERS	25675	XNNCM
FISH	25677	MMJTF
ALEX LAW	25678	MMHXN
ALEX-LAW	25678	XNCXM
GINA GOETSCHIUS	25679	XNJFX
CLYDA E COOK	25684	XNCRJ
MELISSA BUCK	25684	XNHTH
MICHAEL REDMOND	25685	XNNHT
BERNIE SANDERS	25686	XNJTX
JAMES SHARP	25686	XNNCM
SELF	25701	MMHXN
ALEX-LAW	25720	XNRMF
JESUS	25721	XNRFH
DAVECOLE	25775	XNCJF
NO NORCROSS	25775	XNNMH
ALEX LAW	25775	XNNMJ

Board of Chosen Freeholders

Vote for Two

Political Subdivision: County

Write-in Name	Machine	Voter Tag
ALICE CHANG	23717	XNJMC
JIMMY-COOPER	25003	XNJRJ
ADAM-FOSTER	25005	MMJTM
REBECCA DAVIS	25010	XNCMJ
MICHAEL SUAREZ	25010	XNCMJ
SPECTER	25014	XNJMJ
NONE	25016	XNNCR

November 8, 2016

**Personal Choice Detail by Political Subdivision
Camden County**

Board of Chosen Freeholders

Vote for Two

Political Subdivision: County

Write-in Name	Machine	Voter Tag
BLANK-VOTE	25016	XNNCR
ROBERT SPACKMAN	25026	MMHFM
ROBERT SPACKMAN	25026	MMHFM
MITZI-COLLINS	25038	XNCCF
DOMINIC-COLLINS	25038	XNCCF
LARIVAL	25039	XNCTC
ELTON CUSTIS	25042	XNCJH
HILARY	25050	XNCRF
WILLIAM-FINAGIN	25052	XNCZZ
MARY CORTES	25053	XNJXC
RASHEED POLLARD	25059	XNJMH
ORLANDO L CHANDLER	25059	XNRFC
TRUMP	25074	XNNCJ
ROBERT DECUZZI	25075	MMNMZ
ANTHONY DECUZZI	25075	MMNMZ
ANTHONY DECUZZI	25075	XNJXX
ROBERT DECUZZI	25075	XNJXX
COLIN BUTLER	25081	MMNMX
GARNER BUTLER	25081	MMNMX
ANAND TAMHANKAR	25085	XNJHF
ALEAH BRAXTON	25090	XNCZZ
ALEX LAW	25092	XNJHM
MICHAEL HOLLAND	25092	XNJHZ
JUSTIN CLAYTON	25092	XNJHZ
DEEZ NUTS	25093	XNHFC
MATTHEW RUSSELL	25099	MMHZC
MICHAEL CIAVARELLA	25101	XNHFJ
ROBERT A HOFFMAN	25106	XNHTJ
ALBERT ELGRISSI	25113	XNJCH
LOU-D'ANGELO	25113	XNJCH
STUART NEWBILL	25121	XNJJH
MIKE-EGAN	25135	XNJHC
GEORG PELLAK	25138	XNCRH
DAVID ORANT	25139	XNCHJ
SANDERS	25140	XNCHM
MARTIN NOLAN	25143	XNCCX
FR MICHEAL DOYLE	25143	XNCCX
MOE HOWARD	25143	XNJRR
FREDDY FREELoader	25143	XNJRR

November 8, 2016

**Personal Choice Detail by Political Subdivision
Camden County**

Board of Chosen Freeholders

Vote for Two

Political Subdivision: County

Write-in Name	Machine	Voter Tag
ERIC HENDERSON	25148	MMHXR
BERNIE-SANDERS	25157	XNCJN
CHRISTINE HARGENRADER	25162	MMCTN
RICHARD HARGENRADER	25162	MMCTN
BERMAN	25167	XNCRX
WILLIE CARTER	25168	XNCXZ
JOSHUA ROCKS	25186	XNNRJ
AARON ROCKS	25186	XNNRJ
HAN SOLO	25187	XNCXF
NATE HULFISH	25189	XNCRT
MIKE SKABLA	25193	XNCHN
EMINEM	25195	MMHZR
GRANDPOP ANDY	25195	MMHZR
ALEX LAW	25196	MMJNM
ALEX LAW	25196	MMJNM
BARKLEY SIEDELL	25196	XNJJN
PATCH SIEDELL	25196	XNJJN
BRANDON CEPAS	25197	XNJTH
DAN RILEY	25201	XNNHR
DAN RILEY	25201	XNNHR
BIGJERK	25203	XNCHJ
PROITALIA	25203	XNCHJ
EDWARD FORCHION	25203	XNJMN
CAL ENGIME	25203	XNJMN
JIM PEELER	25209	XNJTF
MICKEY-MOUSE	25212	MMJTM
THE COGGIN TOBOGGAN	25212	XNJHH
NEIL DIAMOND	25217	XNJTN
RICHARD CANNON	25218	XNCJH
ANGELIQUE MOORE	25221	XNJFT
ANGELIQUE MOORE	25221	XNJFT
JOHN CENA	25221	XNJHJ
DUNKMASTER DARIUS	25221	XNJHJ
STUART NEWBILL	25225	MMHTR
PETER GRIFFIN	25225	MMHTR
NO-ONE	25233	XNCRR
DEAN-WILSON	25235	XNCXH
TRACY PERKINS	25238	XNJCJ
LAURA HOWARD	25244	XNNHC

November 8, 2016

**Personal Choice Detail by Political Subdivision
Camden County**

Board of Chosen Freeholders

Vote for Two

Political Subdivision: County

Write-in Name	Machine	Voter Tag
LAURA HOWARD	25244	XNNHC
JIM RAFFERTY	25245	XNCMJ
KURT PRATT	25247	MMCFM
FRANKLIN FRAKE	25251	XNJFC
WILLIAM-FFINNEGAN	25252	XNCHM
RONALD DRUMMOND	25253	XNJCZ
FINEGAN	25253	XNNHM
WILLIAM-FINNEGAN	25254	XNCFM
STEVE DAIDONE	25254	XNJFM
STEVE DAIDONE	25254	XNJFM
WILLIAM FINNEGAN	25256	XNJFR
WILLIAM FINNEGAN	25259	XNJXZ
WILLIAM FINNEGAN	25262	XNJJM
FINNIGAN	25264	XNNCH
PETER AMBRUCH	25266	XNCMR
LINCOLN JAMES	25266	XNNMT
WILLIAM FINNEGAN	25268	XNCJR
WILLIAM FINNEGAN	25268	XNCTF
OTHER	25272	MMHXH
OTHER	25272	MMHXH
TAXATION	25273	XNNHR
VERA MCCOY	25273	XNNRJ
NOPE	25274	MMHTZ
NOPE	25274	MMHTZ
JUSTIN CLAYTON	25276	XNRMZ
MICHAEL HOLLAND	25276	XNRMZ
RON PAUL	25280	XNJNM
NONE	25285	XNNRM
NONE	25285	XNNRM
MICHAEL-HUGHES	25287	XNCCZ
MICHAEL COBURN	25291	XNCXH
MICHAEL COBURN	25291	XNCXH
KELLY-ANDREWS	25293	XNJJJ
EMILY MAFFUCCI	25293	XNNCC
MICHELE LEBOLD	25293	XNNCC
BAXTER	25296	MMHZN
MEGHAN ORR	25296	MMHZN
RAVI SHANKAR	25299	MMJFC
RAVI SHANKAR	25299	MMJFC

November 8, 2016

**Personal Choice Detail by Political Subdivision
Camden County**

Board of Chosen Freeholders

Vote for Two

Political Subdivision: County

Write-in Name	Machine	Voter Tag
CASTLE	25300	XNJRF
NAPOLEON BONAPARTE	25302	XNJJR
LUCIFER	25302	XNJJR
DHARMISTA	25315	XNJMJ
MICKEY MOUSE	25321	XNCFN
MINNIE MOUSE	25321	XNCFN
CRAIG THEISEN	25322	MMCRX
CYNTHIA HAINES	25329	XNJMX
CYNTHIA HAINES	25329	XNJMX
MARK CORREA	25338	XNCMT
PAUL RYAN	25341	MMHXF
ANN ARBOR	25344	XNHFZ
FRANK N STEIN	25344	XNHFZ
ANDREW MARONE	25354	XNNRM
GRACE BONCICH	25355	MMJZF
CHARLOTTE BONCICH	25355	MMJZF
MONIQUE-DRAGSDALE	25357	XNCCX
KEITH-WALKER	25357	XNCCX
BUOA	25363	XNCTJ
YAHWEH	25363	XNCTJ
ELTON CUSTIS	25367	XNNMR
ELTON CUSTIS	25367	XNNMR
DESMOND NEWBILL	25372	XNJHM
JESUS CHRIST	25374	XNCRJ
JESUS CHRIST	25374	XNCRJ
BARACK OBAMA	25378	XNJRJ
BRO. ZAWDIE ABDUL-MALIK	25382	MMCRC
BRO. ZAWDIE ABDUL-MALIK	25382	MMCRC
MICHAEL HOLLAND	25382	XNJNC
JUSTIN CLAYTON	25382	XNJNC
TYREECESISCO	25390	XNNHJ
ZACHARY	25395	XNCHZ
CASANOVA GEARY	25395	XNJXF
ASIF DIPON	25395	XNNHM
JAMES WONG	25395	XNNHM
JESSICA DEL PREORE	25397	XNRRM
ROBERT DECUZZI	25400	MMCRT
ANTHONY DECUZZI	25400	MMCRT
DAVID HUGHES	25405	XNNHZ

November 8, 2016

**Personal Choice Detail by Political Subdivision
Camden County**

Board of Chosen Freeholders

Vote for Two

Political Subdivision: County

Write-in Name	Machine	Voter Tag
WHIP WILSON	25407	XNJFM
TESS CAPUTO	25412	MMNMH
TESS CAPUTO	25412	MMNMH
MICKEYMOUSE	25420	MMHTX
GWBUSH	25420	MMHTX
MATTHEW RUSSELL	25424	MMJTH
MARK CORREA	25424	MMJTH
ROBERT-SHAPIRO	25427	XNJTR
WE	25428	XNJCT
NEED	25428	XNJCT
MAUREEN CHORNEY	25431	XNCNZ
MAUREEN CHORNEY	25431	XNCNZ
ROBERT MORAN	25436	XNJCJ
BARACK OBAMA	25438	XNCFE
DIANA ETTENSON	25438	XNHFJ
ALAN ETTENSON	25438	XNHFJ
LINDA DEVLIN	25454	XNCFT
LINDA DEVLIN	25454	XNCRH
IMOTHY O'NEILL	25454	XNJHH
MACFERREN	25460	MMHNT
OAWN	25463	XNJTH
ROBERT PALESE III	25467	XNJHF
FRANK-MITCHELL	25479	XNCJZ
FRANK-MITCHELL	25479	XNCJZ
NO	25481	XNCHR
NO	25481	XNCHR
ELAINE LEVINS	25481	XNJTJ
KYLE D'SOUZA	25488	MMHFH
JACKY-WANG	25492	XNHFT
BERNIE SANDERS	25492	XNJTH
ERIC GLASS	25496	XNJXR
JOE PESCI	25517	MMNMT
STEPHEN J CAREY	25517	MMNMT
PETER LONGO	25519	XNNRH
WILLIAM H TUCKER	25527	XNNRN
MARIAN F REIFF	25527	XNNRN
COLIN GOODFELLOW	25533	XNJZR
CLARENCE CLEMENS POST	25536	XNCMZ
MICKEY MOUSE	25537	XNCXN

November 8, 2016

**Personal Choice Detail by Political Subdivision
Camden County**

Board of Chosen Freeholders

Vote for Two

Political Subdivision: County

Write-in Name	Machine	Voter Tag
BEN PERLOFF	25547	XNJZH
DAVID OSMER	25554	XNJZZ
MALEE CORNNELL	25560	MMCRX
FRANKIE CORNNELL	25560	MMCRX
BERNIE SANDERS	25560	MMJFN
LEE PLENN	25560	XNJFZ
NO REPUBLICANS	25568	XNCFE
ALAN HEACOCK	25568	XNCFE
JAMES RAFFERTY	25569	XNJHF
KEVIN MORAN	25569	XNRFY
KAYLAN DIAMOND	25570	XNJNT
KAYLAN DIAMOND	25570	XNJNT
JAMES RAFFERTY	25570	XNNHM
WILLIAM FINNEGAN	25573	XNCCM
WILLIAM-FINNEGAN	25574	XNCHJ
LOU COSTELLO	25575	XNHFC
BUD ABBOTT	25575	XNHFC
MINNIE MOUSE	25576	XNJFT
MICKY	25576	XNJFT
WILLAM-FINNAGEN	25579	XNNMR
CHRISTIAN MCGARRY	25584	XNCCM
CHRISTIAN MCGARRY	25584	XNCCM
JUSTIN T QUILES	25589	XNCRC
JUSTIN T QUILES	25589	XNCRC
SOFIA ZYCH	25592	XNRFN
RANDALL MACTOUGH	25592	XNRFN
WILLIAM-FINNEGAN	25593	XNCCN
TERRENCE HENNER	25593	XNJCT
GARY FFAZIER	25593	XNJRJ
ERIC S TAYAR	25597	XNCRJ
NICHOLAS CIERVO	25604	XNJZN
DAVID COOMBE	25605	XNCNR
DAVID COOMBE	25605	XNCNR
LEO-ENGSTROM	25606	XNJXZ
MONEKE RAGSDALE	25607	XNJXX
STEVE KELLY	25607	XNJXX
GREGORY FULTON	25612	XNCZC
DAWN MARIE MARTIN	25613	XNNRF
HUAYAN ZHANG	25635	XNCFC

November 8, 2016

**Personal Choice Detail by Political Subdivision
Camden County**

Board of Chosen Freeholders

Vote for Two

Political Subdivision: County

Write-in Name	Machine	Voter Tag
JIAN SHEN	25635	XNCFC
RIQUAN KING	25648	MMHXF
GARY YOUNG	25648	XNJXX
FRANCIS PALLANTE	25652	XNCCN
AMBER PALLANTE	25652	XNCCN
JAMES CLOMAN	25654	MMCRR
NATHANIEL SMITH	25663	XNCXF
NATHANIEL SMITH	25663	XNCXF
CORN	25665	MMJTR
JOSH HUFF	25665	MMJTR
CLINTON	25666	XNCFX
KANDRA PRESLEY	25669	XNHFT
FISH	25677	MMJTF
FISH	25677	MMJTF
JOHN SCAFIDE	25678	MMNMX
HEATHER SCAFIDE	25678	MMNMX
ROBERT ROMASKOO	25679	MMHNF
JASON COHEN	25681	XNJJX
SEAN RAY	25682	XNJNX
SELF	25701	MMHXN
SELF	25701	MMHXN
AURORA-CASTA	25717	XNJRH
A	25717	XNJRH
JESUS	25721	XNRFH
JESUS	25721	XNRFH
JOSHUA M ROCKS	25766	XNNCH

Local BOE- Audubon

Vote for Three

Political Subdivision: Audubon School District

Write-in Name	Machine	Voter Tag
PAUL GEORGES	25000	XNNRR
STEPHEN WILSON	25002	MMNMH
ANDREW GRASMUCK	25004	XNCMN
KELLY GRAHAM-OWENS	25005	XNCMX
MICKEY-MOUSE	25006	XNCMC
ANDREA WENDELL	25007	XNCMM
KIM HEADMAN	25007	XNHTX

November 8, 2016

**Personal Choice Detail by Political Subdivision
Camden County**

Local BOE- Audubon

Vote for Three

Political Subdivision: Audubon School District

Write-in Name	Machine	Voter Tag
AARON BURKETT	25007	XNHTX
MATTHEW HOINKIS	25007	XNRMT
BOB HOOVER	25325	XNCHM
NANCY COLLOTTI	25326	XNJTZ
DAVID DOONE	25327	XNJHR
MICKY MOUSE	25328	XNCCN
JOE KAISER	25328	XNCCN
DON TRUMP	25328	XNCCN
ROBERT RITTNER	25329	XNJMX
MATTHEW DEMARCO	25329	XNJMX
RAYMOND WILLIAMS	25330	XNJZZ
TARA BUTRICA	25330	XNNCC

House of Representatives 2nd District

Vote for One

Political Subdivision: Congressional Dist 2

Write-in Name	Machine	Voter Tag
JEFF ORIENTE	25312	XNCXR
MUORA-PATEL	25315	XNJMJ

Audubon Park Council

Vote for Two

Political Subdivision: Audubon Park

Write-in Name	Machine	Voter Tag
DONALD TRUMP	25008	XNCNZ
THOMAS-LEONARD	25008	XNCXM
THOOMAS-LEONARD	25008	XNCXM
LEWIS GREENWOOD JR	25333	XNCRT
LEWIS GREENWOOD SR	25333	XNCRT

Barrington Council

Vote for Two

Political Subdivision: Barrington

Write-in Name	Machine	Voter Tag
NONE OF THE ABOVE	25009	MMHTC
ANYBODY ELSE	25009	MMHXH

November 8, 2016

**Personal Choice Detail by Political Subdivision
Camden County**

Barrington Council

Vote for Two

Political Subdivision: Barrington

Write-in Name	Machine	Voter Tag
MCHAEAL-TROUT	25009	MMHXM
JOHN GARRET	25009	XNCTR
JOANNE BORGESI	25009	XNCZF
KENNETH WILLSON	25009	XNCZF
BRANDON SCHRAMM	25009	XNJZJ
AYN RAND	25010	XNNCJ
DAVID-MOORE	25010	XNNCJ
TIFFANY ARYEE	25011	XNCZF
TIFFANY ARYEE	25011	XNCZF
STUART KUNZER	25011	XNJNN
DERRICK KUNZER	25011	XNJNN
CHRISACANOMIKKEKINKY	25011	XNJRJ
RICH KING	25012	MMCMC
MICHAEL WARD	25012	MMHZF
MICHAEL WARD	25012	MMHZF
LESLIE-WILSON	25012	MMNMC
PATTI BARNER	25012	XNJZC
TERESA KOFF	25012	XNJZC
ERIC NEWELL	25334	MMHTX
BRIAN CLARK	25334	MMHTX
JANICE CLOSE	25335	XNJFR
AL ROSE	25336	XNCJH
ROBERT DELVECCHIO	25336	XNCJH
MITT ROMNEY	25336	XNNHF

Local BOE- Barrington Boro

Vote for Three

Political Subdivision: Barrington

Write-in Name	Machine	Voter Tag
ANYONE ELSE	25009	XNNMH
JOE MCDEVITT	25011	XNJJR
DERRICK KUNZER	25011	XNJNN
DERRICK KUNZER	25011	XNJNN
DERRICK KUNZER	25011	XNJNN
DAWN STOLTE	25013	XNNMT
STEVE MORANO	25334	MMHXR
NOT KLOPP	25334	MMJFN
ANY BUT BOLLING	25334	MMJFN

November 8, 2016

**Personal Choice Detail by Political Subdivision
Camden County**

Local BOE- Barrington Boro

Vote for Three

Political Subdivision: Barrington

Write-in Name	Machine	Voter Tag
BOB-HOPE	25334	XNHFF
CHRIS IACONO	25336	XNCHM
WILLIAM DOLLARTON	25336	XNNHR
MARK DIBELLA	25337	MMJFT
MARK DIBELLA	25337	MMJFT
MARK DIBELLA	25337	MMJFT
BRAOLEY	25337	XNCRC
VOID	25337	XNJCF

Bellmawr Council

Vote for Two

Political Subdivision: Bellmawr

Write-in Name	Machine	Voter Tag
BRIAN SWALES	25014	XNJRJ
DAVID MALINOWSKI	25014	XNJRJ
MATTHEW FLAGER	25015	MMHTZ
DANIELLE CUFFARI	25015	MMJTF
CASEY	25016	XNHFJ
NONE	25016	XNNCR
NONE	25016	XNNCR
BEVERELY-ZDON	25017	XNJCZ
JOHN-ZDON	25017	XNJCZ
RICH KULPA	25018	XNCHJ
JACK HEATH SR	25019	XNCRC
JACK HEATH JR	25019	XNCRC
JAMES T KIRK	25019	XNJRJ
HUGH JANUS	25019	XNJRJ
MARGARET SARRICCHIO	25019	XNJTR
JACQUELINE SARRICCHIO	25019	XNJTR
JACLYN FIGUEROA	25019	XNJTT
DREW LEVIN	25020	XNCNH
MARYANNBIRIRRI	25020	XNNMH
MARYANNBISIRRI	25020	XNNMH
CARMEN SARLO	25340	XNCFT
CARMEN SARLO	25340	XNCFT
MARK SHARP	25342	XNCZR
JOHN SCOTT PALIMENO	25342	XNCZR
MARK SHARP	25342	XNJTC

November 8, 2016

**Personal Choice Detail by Political Subdivision
Camden County**

Bellmawr Council

Vote for Two

Political Subdivision: Bellmawr

Write-in Name	Machine	Voter Tag
MARK SHARP	25342	XNJTC
SCOTT DRAHAM	25342	XNJZR
SCOTT DRAHAM	25342	XNJZR
JASON HIGGINS	25342	XNNMT
MICHAEL SEROCK	25343	XNNRC
BILL EVANS	25344	MMHTX
ANNE CHOVI	25344	XNHFZ
JUSTIN SIDER	25344	XNHFZ
FATTER-CRAB	25345	XNCZM
FAT-CRAB	25345	XNCZM
CHUCK MAARKS	25345	XNHFT
ATIF L KHAN	25769	MMHXJ
ATIF L KHAN	25769	MMHXJ
J.EZEKIEL	25769	XNCMJ
M.EZEKIEL	25769	XNCMJ
DAVID SPECTOR	25769	XNCRJ

Black Horse Pike Regional Member BOE-Bellmawr

Vote For One

Political Subdivision: Bellmawr

Write-in Name	Machine	Voter Tag
JOE DUVACK	25014	XNJXZ
NONE	25016	XNNCR
RICHIE	25018	XNCTM
LOU JOHNSTON	25019	XNCR
JACYN FIGUEROA	25019	XNJTT
SPONGE BOB	25341	XNCXZ
THOMAS NEEL	25342	XNCZR
RANDY SAVAGE	25342	XNJRZ
NONE	25342	XNJTC
SCOTT DRAHAM	25342	XNJZR
GREG KRUEGER	25343	XNCCJ
NONE	25343	XNJZJ
CANDICE MARTINEZ	25343	XNNRC
MOORE	25344	MMHTC
BILL EVANS	25344	MMHTX
DAN AYKROYD	25344	XNHFZ
ERIN CHEW	25345	XNJJX

November 8, 2016

Personal Choice Detail by Political Subdivision
Camden County

Black Horse Pike Regional Member BOE-Bellmawr

Vote For One

Political Subdivision: Bellmawr

Write-in Name	Machine	Voter Tag
SAMIR KHAN	25769	MMHXJ
MARKS	25769	XNJCX

Local BOE- Bellmawr Boro

Vote for Two

Political Subdivision: Bellmawr

Write-in Name	Machine	Voter Tag
BRIAN BONETTI	25014	XNJXZ
MURRAY	25015	MMJFN
BARBRA STREISAND	25015	XNJFN
COURTNEY CIFUNI	25015	XNNMJ
ERIC HOBAN	25016	XNJJM
NONE	25016	XNNCR
NONE	25016	XNNCR
MICKEY MOUSE	25018	XNJRT
ANNE FORLINE	25019	XNCRC
ANNE FORLINE	25019	XNCRC
MOLLY MEYERS-GOSS	25019	XNJNF
ADAM-GOSS	25019	XNJNF
JACLYN FIGUEROA	25019	XNJTT
MATTHEW CLARKE	25019	XNNRX
SUSAN ROBERTSHAW	25342	XNCZR
THOMAS NEEL	25342	XNCZR
JIMMY SNUKA	25342	XNJRZ
STEVE AUSTIN	25342	XNJRZ
NONE	25342	XNJTC
NONE	25342	XNJTC
SCOTT DRAHAM	25342	XNJZR
LILY KRUEGER	25343	XNCCJ
JOANNA KRUEGER	25343	XNCCJ
NONE	25343	XNJZJ
NONE	25343	XNJZJ
MICHAEL SEROCK	25343	XNNRC
JOE SHELTON	25343	XNNRC
MOORE	25344	MMHTC
FELIX GATO	25344	XNHFZ
COLE KUTS	25344	XNHFZ
ERIN CHEW	25345	XNJJX

November 8, 2016

Personal Choice Detail by Political Subdivision
Camden County

Local BOE- Bellmawr Boro

Vote for Two

Political Subdivision: Bellmawr

Write-in Name	Machine	Voter Tag
SAMIR KHAN	25769	MMHXJ
SAMIR KHAN	25769	MMHXJ

Berlin Boro Council

Vote for Two

Political Subdivision: Berlin Boro

Write-in Name	Machine	Voter Tag
GIUSEPPINA KRUG	25021	XNCTH
BUDDY KRUG	25021	XNCTH
PEARCE	25346	XNHTJ
MACDONNEL	25346	XNHTJ
DEBRA PEREZ	25348	XNCRT

Eastern Cam Co Regional Member BOE Berlin Boro

Vote for One

Political Subdivision: Berlin Boro

Write-in Name	Machine	Voter Tag
LISA KEHOE	25021	XNCFN
NOT-THIS-COWARD	25021	XNCTF
DON KLIENBACK	25023	XNJMM
LISA KEHOE	25024	MMJXC
LISA KEHOE	25024	XNJTR
ED SECREST	25025	XNCMJ
NOT THIS COWARD	25346	XNJTC
LISAKEHOE	25349	XNCFE
LISA KEHOE	25349	XNCJH
DON KLEINBACK	25349	XNCZC
LISA-KEHOE	25349	XNJCF

Local BOE Berlin Boro UNEX

Vote for One

Political Subdivision: Berlin Boro

Write-in Name	Machine	Voter Tag
PROPERTY-TAXES-OUTRAGEOU	25021	XNCTF
REBECCA-HOLLAND	25021	XNNRX
DONALD KLEINBECK	25023	MMJFT

November 8, 2016

**Personal Choice Detail by Political Subdivision
Camden County**

Local BOE Berlin Boro UNEX

Vote for One

Political Subdivision: Berlin Boro

Write-in Name	Machine	Voter Tag
LISAKEHOE	25023	XNCZR
DON KLIENBACK	25023	XNJMM
LISA KEHOE	25024	MMJXC
LISA KEHOE	25024	XNJTR
ED SECREST	25025	XNCMJ
NOT THIS COWARD	25346	XNJTC
TRUMP	25348	XNJTF

Local BOE- Berlin Boro

Vote for Three

Political Subdivision: Berlin Boro

Write-in Name	Machine	Voter Tag
ERIC WOLF	25021	XNCFR
PROPERTY-TAX-RELIEF-NOW	25021	XNCTF
NOT-THIS-COWARD	25021	XNCTF
CHRISTOPHER-IACONO	25021	XNCZC
FRANCESCA LEEHIVE	25021	XNHTZ
LISA KEHOE	25021	XNJCR
CHRIS IACONO	25021	XNJJC
CHRIS MALONE	25022	MMJNM
LISA KEHOE	25022	XNCRT
JOE DONAHUE	25022	XNJMR
KARENMASINER	25022	XNJTT
ANTHONY TNAYLOR	25022	XNNCM
KAREN-MARINER	25022	XNNHF
DONALD KLEINBECK	25023	MMJFT
CHRISTIAN MAURICIO	25023	XNJFN
MIKE MILLER	25023	XNJMM
DON KLIENBAK	25023	XNJMM
GLEN MCLAUGHLIN	25023	XNNCN
NONE	25023	XNNMX
MAUREEN HITCHENS	25023	XNNRC
CHARLES SMITH	25024	MMCRN
LISAKEHOE	25024	MMHNX
LISA KEHOE	25024	MMJXC
NORMAN YACKO SR	25024	MMJZZ
LISA KEHOE	25024	XNCHJ
FRANK SINATRA	25024	XNCMR

November 8, 2016

**Personal Choice Detail by Political Subdivision
Camden County**

Local BOE- Berlin Boro

Vote for Three

Political Subdivision: Berlin Boro

Write-in Name	Machine	Voter Tag
LISA KEHOE	25024	XNCZF
LISA KEHOE	25024	XNHTT
JEN BARONE	25024	XNJJC
LISA KEHOE	25024	XNJTR
ED KELLY	25024	XNJTX
LISA KEHOE	25024	XNJZF
LISA KEHOE	25024	XNRMX
ERIC MCMASTER	25025	XNJZZ
CECELIA ARMANO	25025	XNNHR
LISA KEHOE	25025	XNRMZ
LISA KEHOE	25346	XNCTC
MICHAEL DAVID	25346	XNHTF
NOT THIS COWARD	25346	XNJTC
LISA KEHOE	25346	XNJTC
WILLIAM BAKEY	25346	XNJZT
CHRISTOPHER IACONO	25346	XNNHR
JOHN KAMMERLE	25346	XNNMH
SMITH	25347	XNCFJ
KAREN MARINER	25347	XNCFM
FRANCESCA LEEHIVE	25347	XNHFR
KAREN MARINER	25347	XNNHR
PATRICIA MCGRATH-ZUCKER	25348	MMHZF
BILL CARUSO	25348	MMNMT
ASARE	25348	XNCHR
ROBERT SUCHOWIERSKI JR	25348	XNCHT
JENINE-VECCHIO	25348	XNCZF
MIKE MILLER	25348	XNHTR
DONALD KLIENBACK	25348	XNHTZ
LINDA FULLEYLOVE	25348	XNJHF
ROBERT SUCHOWIERSKI JR	25348	XNJNT
STEPHEN CLYDE	25348	XNJRF
DANIELLE GARVEY	25348	XNNMC
KRISTIN BRAIDWOOD	25348	XNNRT
POR ESCRITO	25349	MMHNF
BERNIE	25349	MMHTZ
QUINN	25349	MMJNJ
LISA KEHOE	25349	XNCCF
SHANNON VIERECK	25349	XNCHC
MACKAY ADAMS	25349	XNCMC

November 8, 2016

**Personal Choice Detail by Political Subdivision
Camden County**

Local BOE- Berlin Boro

Vote for Three

Political Subdivision: Berlin Boro

Write-in Name	Machine	Voter Tag
LISA KEHOE	25349	XNCNZ
LISA KEHOE	25349	XNCZR
LISA KEHOE	25349	XNHFZ
LISA KEHOE	25349	XNJHJ
NONE	25349	XNJXN
BOB SOCHOLOWSKI	25349	XNNCH
SCHNEIDER	25349	XNNMT
FRANCIS BALLAK	25350	XNCFR
SCOTT MARTIN	25350	XNCHT
ROSLYN BOSKETT	25350	XNCMT
NONE	25350	XNJFH
ERICMCMASTER	25350	XNJTM
FRANCIS BALLAK	25350	XNJTZ
MICKEY MOUSE	25350	XNRMX

Berlin Twp Council

Vote for Two

Political Subdivision: Berlin Twp

Write-in Name	Machine	Voter Tag
JACOB ODEGAARD	25026	MMJFM
PATRICK MULHARAN	25026	MMNRR
JOSEPH-STARR	25027	XNJMM
TONY KUBAT	25027	XNNCJ
LORELEI ANNE	25027	XNNHJ
CORRUPT GOV	25028	XNCJC
PEDRO	25029	XNJNF
PEDRO	25029	XNJNF
DONALD-SCHMIDT	25029	XNNHX
PETER-TRALIES	25029	XNRRR
ANYONE-ELSE	25351	MMJFM
ANY-OTHER-CHOICE	25351	MMJFM
DANIEL NEEL	25351	XNHTR
RONALD C KAISER	25352	XNHFF
JASON WILHELM	25352	XNJHC
ANTHONY KUBAT	25354	XNCHF
AL SILVA	25354	XNCHF
DON SWIFT	25354	XNHTJ
CHRISTINE PINTO	25354	XNJNF

November 8, 2016

Personal Choice Detail by Political Subdivision
Camden County

Berlin Twp Council
Vote for Two

Political Subdivision: Berlin Twp

Write-in Name	Machine	Voter Tag
PAUL MAGGI	25354	XNJZZ
PAUL MAGGI	25354	XNNRJ

Local BOE- Berlin Township
Vote for Three

Political Subdivision: Berlin Twp

Write-in Name	Machine	Voter Tag
ROBERT SPACKMAN	25026	MMHFM
MOHAMMAD-M-ALI	25026	XNCHN
VOID.	25027	XNCCC
AAMIL-ALAJI	25027	XNNHC
NOT JEFF SOUZA	25028	XNRRM
TTTTT	25029	MMNMN
DONALQ-DUCK	25029	XNCTR
PAUL-MAGGI	25029	XNJRJ
MELANIE MIDDLEMAN-DEVLIN	25351	XNCXF
MELNIE-DEVLIN	25351	XNCZX
RICK STEVENSON	25351	XNJCT
RICK STEVENSON	25351	XNJHH
RICK STEVENSON	25351	XNJHH
VOID	25352	XNRFN
LORILEE ALLEN	25353	XNJCT

Brooklawn Council
Vote for Two

Political Subdivision: Brooklawn

Write-in Name	Machine	Voter Tag
RONALD-VILANOVA	25030	XNCMZ
JOHN MCKINNEY	25030	XNCTR
FOGHORN LEGHORN	25030	XNJJH
GOSSAMER	25030	XNJJH
ANTHONY AZZANTE	25355	MMHZZ
ANTHONY AZZANTE	25355	MMHZZ
TODD TWICHELL	25355	MMJFR
RON VILLANOVA	25355	XNCFF
RON VILLANOVA	25355	XNCFF
CLIFFORD BARNES	25355	XNCNM

November 8, 2016

Personal Choice Detail by Political Subdivision
Camden County

Brooklawn Council
Vote for Two

Political Subdivision: Brooklawn

Write-in Name	Machine	Voter Tag
ANTHONY PENNANT	25355	XNJHR
SCOTT HALLIWELL	25355	XNJHR
ANTHONY PENNANT	25355	XNJRJ
ANTHONY PENNANT	25355	XNJRJ

Local BOE- Brooklawn Boro
Vote for Two

Political Subdivision: Brooklawn

Write-in Name	Machine	Voter Tag
BRUCE OARROW	25030	MMJTT
KATHLEEN MAAHS	25030	XNCZM
TRACYFARROW	25030	XNCZX
RACHEL LEO	25030	XNJFM
ELAINE LEO	25030	XNJFM
TRACY FARROW	25030	XNJJJ
TRISH MCCONNELL	25030	XNJZT
ANTHONY AZZANTE	25355	MMHZZ
ANTHONY PENNANT	25355	XNJRJ

Camden City Council At Large UNEX
Vote for One

Political Subdivision: Camden City

Write-in Name	Machine	Voter Tag
JOHN POLCYN	25036	XNJMT
HLLARY CLINTON	25042	XNJZC
WALVIS ABREU	25052	XNCJC
ORLANDO L CHANDLER	25059	XNCHT
ORLANDO L CHANDLER	25059	XNHFJ
OLCHANDLER	25059	XNNMX
ORLANDO L CHANDLER	25059	XNRFC
M-MOUSE	25357	XNNMZ
ARK-MICHAEL	25363	XNCTJ
JESUS CHRIST	25368	XNJZT
AARON SPENCER	25369	XNCCR
MCGOWAN,JOHN	25369	XNCRZ
DESMOND NEWBILL	25372	XNJHM
JESUS CHRIST COME QUICKL	25374	XNCRJ

November 8, 2016

Personal Choice Detail by Political Subdivision
Camden County

Camden City Council At Large UNEX
Vote for One

Political Subdivision: Camden City

Write-in Name	Machine	Voter Tag
BRO. ZAWDIE ABDUL-MALIK	25382	MMCRC
MICHAEL HOLLAND	25382	XNJNC
MILTON MILAN JR.	25384	XNNMN
TIFFANY DAVIS	25395	XNNHM

Cherry Hill Council UNEX
Vote for One

Political Subdivision: Cherry Hill

Write-in Name	Machine	Voter Tag
GABRIEL BERRIOS	25079	XNJCC
ALBERT L FLOOD III	25082	MMJTM
DENNIS MEYERSON	25096	XNCNZ
WYATT A. SKLAR	25097	XNJTN
MATTHEW RUSSELL	25099	MMHZC
NORMAN ANGEMI	25103	XNJMR
PATRICK L. MENDOZA	25104	MMJNR
ALYSSA LUMA	25402	XNJJZ
DAVID HUGHES	25405	XNNHZ
NELSON LO	25414	XNJJX
MICKEYMOUSE	25420	MMHTX
ROBERT-SHAPIRO	25427	XNJTR
JESUS	25428	XNJCT
NICHOLAS KUDATZKY	25430	XNJXR
JAMES MCGOVERN	25433	XNJCT
SAM KATES	25434	XNCTH

Local BOE- Cherry Hill Township
Vote for Three

Political Subdivision: Cherry Hill

Write-in Name	Machine	Voter Tag
SNOMAN	25072	XNCMH
CARMEN LASCIO	25072	XNJCZ
KATHLEEN LASCIO	25072	XNJCZ
BRUCK WYNHOFF	25072	XNJCZ
DAN MAGEE	25074	XNJHH
ANTOINETTE DECUZZI	25075	MMNMZ
THOMAS HALLINAN	25077	XNJHF

November 8, 2016

**Personal Choice Detail by Political Subdivision
Camden County**

Local BOE- Cherry Hill Township

Vote for Three

Political Subdivision: Cherry Hill

Write-in Name	Machine	Voter Tag
F-THE-NJEA	25077	XNJTZ
JUN	25077	XNJZR
GABRIEL BERRIOS	25079	XNJCC
MR ANDRE	25081	MMNMX
LARRY OFFENBACH	25081	MMNMX
RUTH RIVERA	25081	XNCTJ
RUTH RIVERA	25081	XNCTJ
RUTH RIVERA	25081	XNCTJ
MOE OR MANNY	25081	XNHFJ
SHEMP	25081	XNHFJ
CURLEEY	25081	XNHFJ
RUTH	25082	XNJCJ
EDWARD BAKER	25082	XNJTR
JEFF PERRY	25082	XNJTR
MACHTINGER	25083	XNCNX
JANA CHALLENGER	25083	XNJCN
JEFFERY PERRY	25083	XNJXT
EDWARD BAKER	25083	XNJXT
MAREK-BUBEL	25084	XNJFX
ZACHARY YOST	25084	XNRRM
JAMES MARTIN	25085	XNCJT
JEFF POTOCHNEY	25086	XNCTM
JEFF POTOCHNEY	25086	XNCTM
JEFF POTOCHNEY	25086	XNCTM
A	25087	MMJNM
A	25087	MMJNM
A	25087	MMJNM
HOWARD STERN	25087	MMNMJ
NICHOLAS GAUDIO SR	25088	XNNCJ
NICHOLAS GAUDIO JR	25088	XNNCJ
CHRISTINA GAUDIO	25088	XNNCJ
PEEHERMAN	25089	XNCTZ
JIBRIL SMITHERMAN	25090	XNCNN
JIBRIL-SMITHHERMAN	25090	XNJXC
EDNA-GALARZA	25090	XNJXC
JEFFREY-PERRY	25092	XNCMZ
ED-BAKER	25092	XNCMZ
WILL BECKER	25092	XNHFT
GERARD AIKEN	25092	XNHFT

November 8, 2016

**Personal Choice Detail by Political Subdivision
Camden County**

Local BOE- Cherry Hill Township

Vote for Three

Political Subdivision: Cherry Hill

Write-in Name	Machine	Voter Tag
STEVE-FLAMPORIS	25092	XNJRT
MATTHEW RUSSELL	25092	XNNHR
RICHARD BROWN	25093	XNCXX
SUSAN SCHAMING	25093	XNJXZ
SUSAN SCHAMING	25093	XNJXZ
SUSAN SCHAMING	25093	XNJXZ
HARAMBE	25094	XNJFN
MIKE GROSSE	25094	XNJHC
MARY GROSSE	25094	XNJHC
EDWARD SCHULSINGER	25094	XNJHC
RUTH	25096	MMJTT
MARK BURNS	25099	MMHTX
MATTHEW RUSSELL	25099	MMHZC
SEAN HENGST	25099	XNJTH
JESSICA OTTENBERG	25099	XNNHR
NORMAN ANGEMI	25103	XNJMR
PATRICK L. MENDOZA	25104	MMJNR
JEN ROGERS	25104	XNNHX
JEN ROGERS	25104	XNNHX
JEN ROGERS	25104	XNNHX
ED BAKER	25105	MMCTJ
R KELLY	25105	XNCXM
KANYE WEST	25105	XNCXM
CAMRON GILES	25105	XNCXM
RICK SHORT	25105	XNCZH
ELLIOTT ROTH	25105	XNJFJ
KENNETH SOLL	25106	XNCFT
STEVE ULRICH	25107	XNRMZ
STEVE ULRICH	25107	XNRMZ
BENJAMIN PERLOFF	25108	XNCCF
ELLIOTT ROTH	25110	XNCHF
RICHARD BELL	25110	XNJHX
THERESA MALIK	25111	XNJXM
RICHARDTWEEOIE	25112	XNNMX
ALBERT ELGRISY	25113	XNJCH
STEPHEN WATSON	25396	MMHTN
A MCCARTNEY	25396	XNCCX
LARRY FINE	25398	XNCRJ
SHEMP	25398	XNCRJ

November 8, 2016

**Personal Choice Detail by Political Subdivision
Camden County**

Local BOE- Cherry Hill Township

Vote for Three

Political Subdivision: Cherry Hill

Write-in Name	Machine	Voter Tag
MOE HOWARD	25398	XNCRJ
NONE	25399	XNJJN
NONE	25399	XNJJN
NONE	25399	XNJJN
CHRISTIAN FILES	25399	XNJNF
MICHAEL LIPINSKI	25401	XNCCR
DARREN ROBERTSON	25401	XNCCR
BONNIE LIPINSKI	25401	XNCCR
MARK T BERRY	25401	XNCHH
CASSANDRA BERRY	25401	XNCHH
SHAUN MCCLURE	25401	XNJHT
KYLE BEAUCHEMIN	25402	XNCCM
GEORGE BLOUNT	25402	XNCFE
LOVE	25403	XNCRX
DAVID HUGHES	25405	XNNHZ
NICK GAUDIO	25406	XNCFT
NICK GAUDIO	25406	XNCFT
LAUREN GAUDIO	25406	XNCFT
ED BAKER	25407	XNJHT
JOHN SWANSON	25408	XNCCF
ED BAKER	25408	XNJZH
JAMES MARTIN	25410	XNNCC
JAMES MARTIN	25410	XNRFJ
RICK SHORT	25412	MMHTN
EDWARD WANG	25413	XNHTT
LINIS PWETKO	25416	XNCTT
ALAN JACOB	25416	XNCTT
DEB-HALL	25416	XNJZN
JEFF PERRY	25417	XNCRT
ED BAKER	25417	XNCRT
DAMIEN WOODS	25417	XNCRT
O	25417	XNJFZ
O	25417	XNJFZ
O	25417	XNJFZ
RAY-JOHNSON	25417	XNJMR
DONT	25420	MMNMR
MARITZA MENNA	25420	XNCZZ
EDWIN	25420	XNCZZ
DAN MENNNA	25420	XNCZZ

November 8, 2016

Personal Choice Detail by Political Subdivision
Camden County

Local BOE- Cherry Hill Township
Vote for Three

Political Subdivision: Cherry Hill

Write-in Name	Machine	Voter Tag
JESSICA SIMKINS	25420	XNJZF
MATHEW-MORRISON	25420	XNNMT
MARY BYRNES	25422	MMHXN
JIGAR-PATEL	25422	XNCRC
FRANK DEROSA	25426	XNCJN
JATUE-RICHARDSON	25426	XNJNN
JOHN SULLIVAN	25428	MMJZM
ROBERT KEMPF	25428	XNHFF
ELIOT	25430	XNJCT
MAUREEN CHORNEY	25431	XNCNZ
MAUREEN CHORNEY	25431	XNCNZ
MAUREEN CHORNEY	25431	XNCNZ
IRENE GIMAN	25435	XNCJX
LUBA MANGEL	25438	XNCFE
HARAMBE	25440	MMHFH
PAUL-STANKO	25441	XNJJH
JOYCE WENDROFF-ETTIN	25441	XNJRN
FRANCHETTI	25443	XNJZN
SHEEVE-PALPATINE	25772	XNJHZ
SUZANNE SCHATZ	25772	XNNMN

Chesilhurst Council
Vote for Two

Political Subdivision: Chesilhurst

Write-in Name	Machine	Voter Tag
TIMOTHY FLOOD	25119	XNCHM

Local BOE- Chesilhurst Boro
Vote for Three

Political Subdivision: Chesilhurst

Write-in Name	Machine	Voter Tag
HARAMBE	25119	MMHTM
SAYLOR	25119	MMNMC
HERB LITTLES	25119	XNCFE
LUIS PEREZ	25119	XNCHR
MONICA-WHITE	25119	XNCMM
RONALD HARMON	25119	XNCRN

November 8, 2016

**Personal Choice Detail by Political Subdivision
Camden County**

Local BOE- Chesilhurst Boro

Vote for Three

Political Subdivision: Chesilhurst

Write-in Name	Machine	Voter Tag
RONALD HARMON	25119	XNCRN
RONALD HARMON	25119	XNCRN
TRESA-L-WORTHINGTON	25119	XNCZN
YVONNE MILES	25119	XNCZR
MARIA LITTLES	25119	XNCZR
SANDERS	25119	XNHTJ
HERBERTLITTLES	25119	XNHTR
WILLIAM SAYERS	25119	XNJCM
CLAIRE LEWIS-HIGGINS	25119	XNNMZ
HERB LITTLES	25119	XNRFJ
HERB LITTLES	25444	MMHNF
EZEQUIEL TIRADO	25444	XNCJM
TERESA WORTHINGTON	25444	XNCJN
TRESA L WORTHINGTON	25444	XNCJT
HERBERT-LITTLES	25444	XNHTN
HERBERT LITTLES	25444	XNHTR
WILLIAM SAYERS III	25444	XNJMC
HEARERTLITLE	25444	XNJMZ
HERBET LITTLES	25444	XNJTN
EZEQUIEL-TIRADO	25444	XNJTZ
HERBERT-LITTLES	25444	XNJXT
TRESA WORGTON	25444	XNJXX
RONALD HARMON	25444	XNNCJ
RONALD HARMON	25444	XNNCJ
RONALD HARMON	25444	XNNCJ

Clementon Council

Vote for Two

Political Subdivision: Clementon

Write-in Name	Machine	Voter Tag
GENE RICHARDS	25122	XNCCR
GENE RICHARDS	25122	XNJHT
JASON MARTIN	25446	XNJNT
GENE RICHARDS	25447	MMCRF

November 8, 2016

**Personal Choice Detail by Political Subdivision
Camden County**

Local BOE- Clementon Boro

Vote for Three

Political Subdivision: Clementon

Write-in Name	Machine	Voter Tag
SUSAN SHAW	25120	XNHFN
MELVIN APPELATE	25120	XNJCT
SUSAN SHAW	25120	XNJFT
JOHN STOLL	25120	XNNHF
BRUCE MUMIE	25120	XNNHF
LIA CATER ALLEN	25120	XNNMJ
MICKEY MOUSE	25120	XNNMN
SUSANSHAW	25121	XNCFH
FAKLER	25121	XNCJF
SUSAN SHAW	25121	XNCMX
SUSANSHAW	25121	XNCRN
SUSAN SHAW	25121	XNCRX
SUSAN SHAW	25121	XNCZR
SUESHAW	25121	XNCZT
SUSAN SHAW	25121	XNHFM
JONNE KINZY	25121	XNHTN
SHAW	25121	XNJMH
SUSAN SHAW	25121	XNJNJ
SUSAN SHAW	25121	XNJZH
SUSAN SHAW	25121	XNJZZ
SUSAN SHAW	25121	XNNMN
SUSAN SHAW	25121	XNNRC
SUSAN SHAW	25121	XNNRT
SUSAN SHAW	25121	XNRRM
SUSAN SHAW	25122	MMHNZ
SUSAN SHAW	25122	MMJFF
SHAW,SUSAN	25122	MMNRR
JENN-SHAW	25122	XNCJT
SUE SHAW	25122	XNCRM
SUSANSHAW	25122	XNHFZ
SUSAN SHAW	25122	XNJHF
SUSAN SHAW	25122	XNJJN
SUSAN SHAW	25122	XNJJX
SUSAN SHAW	25122	XNJXT
SUSAN SHAW	25122	XNNCR
SUSAN SHAW	25122	XNNMM
ROBIN-HUMMEL	25445	MMNRM
SUSAN SHAW	25445	XNCCX
SUSAN SHAW	25445	XNCMX

November 8, 2016

**Personal Choice Detail by Political Subdivision
Camden County**

Local BOE- Clementon Boro

Vote for Three

Political Subdivision: Clementon

Write-in Name	Machine	Voter Tag
SUSAN SHAW	25445	XNCTC
SUE SHAW	25445	XNCZH
STANLEY RHINE	25445	XNCZM
SHAW	25445	XNHTM
SUE SHAW	25445	XNHTX
SUSAN SHAW	25445	XNJCM
SUSAN SHAW	25445	XNJCN
SUESHAW	25445	XNJTC
SHAW	25445	XNJXC
SUSAN-SHAW	25445	XNNMF
SUSAN SHAW	25446	XNCHM
VERONICA-MARTINIS	25446	XNCJT
ANTHONY NUCERA	25446	XNCJZ
G	25446	XNCMR
SUSAN-SHAW	25446	XNCMT
SUSAN SHAW	25446	XNCTR
SUSAN SHAW	25446	XNJCC
KATHY-SHAW	25446	XNJFZ
SUSAN SHAW	25446	XNJHR
SUSAN-SHAW	25446	XNJRJ
SUSAN-SHAW	25446	XNJXF
SUE SHAW	25446	XNJZT
SUSAN SHAW	25446	XNNHM
SUSAN SHAW	25446	XNNRC
SUSAN SHAW	25447	MMCRT
SUSAN SHAW	25447	MMHTC
SUSAN SHAW	25447	MMHTN
SUSANSHAW	25447	MMHZC
SUSAN SHAW	25447	MMJFN
SUE SHAW	25447	MMJTX
SUSAN SHAW	25447	XNCFM
SUSANSHAW	25447	XNCMX
SUSAN SHAW	25447	XNCXR
SUSAN SHAW	25447	XNHFR
SUSAN SHAW	25447	XNJNJ
SUSAN SHAW	25447	XNJZC
SUSAN SHAW	25447	XNNHJ
SUSAN SHAW	25447	XNNMF

November 8, 2016

**Personal Choice Detail by Political Subdivision
Camden County**

Local BOE- Collingswood Boro

Vote for Three

Political Subdivision: Collingswood

Write-in Name	Machine	Voter Tag
JOE DINELLA	25123	XNCNC
KENNETH ALLENDOERFER	25123	XNJTR
BOB LOBLAW	25123	XNNCR
JOHN R BRYAN	25123	XNNRN
JOSHUA-TORITTO	25127	XNJFF
LOGAN-RIDGE	25128	XNCRF
SUE GITTLER	25128	XNJRR
JOE DINELLA	25128	XNJRR
JENNIFER MAIENZA	25129	XNCTX
BERNIE SANDERS	25129	XNHFX
JOHN WILCOX	25129	XNJHJ
BRETT WILTSEY	25129	XNRMF
WILLIAM DEITZ	25130	XNJZN
LEWANDOWSKI	25131	XNJZN
SOVONNE UKAM	25132	XNJHR
DANIE MOSS-VELASCO	25134	XNNRH
KIM MUTCHERSON	25451	XNCHJ
BARBARA COLE	25451	XNCHJ
FLAPJACKS A. LOBSTER	25454	XNJTT
NONE	25454	XNJTZ
JENNIFER MAIENZA	25454	XNRFH
WILLIAM DEITZ	25455	XNNMR
DAVID COX	25457	XNJCN
YVETTE GIORDANO	25457	XNJCN
SHANNON COX	25457	XNJCN
DOMINIC TIERNO	25458	MMCRF
DARRION WHALEN	25458	XNCJZ
JEFFERY-HEINTZEMAN	25459	XNHFN
CHRISTINE-PROCIDA	25459	XNHFN
CHRIS BINDER	25459	XNNCC

Gibbsboro Council

Vote for Two

Political Subdivision: Gibbsboro

Write-in Name	Machine	Voter Tag
WILLIAM CANTIELLO	25135	XNCCZ
MICHAEL C MACFERREN	25135	XNJNX
MICHAEL MACFERREN	25135	XNJXF

November 8, 2016

**Personal Choice Detail by Political Subdivision
Camden County**

Gibbsboro Council

Vote for Two

Political Subdivision: Gibbsboro

Write-in Name	Machine	Voter Tag
EVAN POLIN	25135	XNNRZ
PAUL BARTELME	25136	XNNCH
XXXXX	25460	XNCZZ
XXXXX	25460	XNCZZ
MICHAEL MCPEAK	25460	XNHFH
ELLEN EAGAN	25460	XNJMT
MICHAEL RADIE	25461	XNCFM

Local BOE- Gibbsboro Boro

Vote for Three

Political Subdivision: Gibbsboro

Write-in Name	Machine	Voter Tag
L	25135	XNCCH
WILLIAM CANTIELLO	25135	XNCCZ
MICHAEL C MACFERREN	25135	XNCJF
EVAN POLIN	25135	XNCJF
JOHN FAVAT	25135	XNCMM
MICHAEL C MACFERREN	25135	XNCMZ
EVAN POLIN	25135	XNCNM
ICHEL MACFERREN	25135	XNCTF
MICHAELMCFARREN	25135	XNCTH
MCFERRIN	25135	XNCZJ
MCFEREN	25135	XNHFC
MACFERREN	25135	XNHFF
MICHAEL C MACFERREN	25135	XNHFH
EVAN-POLIN	25135	XNHFT
MICHAEL MCFAFFEN	25135	XNHTZ
EVAN POLIN	25135	XNHTZ
MICHAEL MACFERREN	25135	XNJCZ
MICHAEL C MCFERREN	25135	XNJHN
EVAN POLIN	25135	XNJMN
EVAN POLIN	25135	XNJNC
EVAN POLIN	25135	XNJNH
MICHAEL-C-MCFERREN	25135	XNJNJ
MICHAEL MACFERREN	25135	XNJNT
MICHAEL C MACFIRREN	25135	XNJNX
MICHAEL C. MACFERREN	25135	XNJRJ
RICHARD COOPER	25135	XNJRM

November 8, 2016

**Personal Choice Detail by Political Subdivision
Camden County**

Local BOE- Gibbsboro Boro

Vote for Three

Political Subdivision: Gibbsboro

Write-in Name	Machine	Voter Tag
MICHAEL-MCFERREN	25135	XNJRN
STEVE LEE	25135	XNJTC
MICHAEL C MACFERREN	25135	XNJXM
MICHAEL MCFERREN	25135	XNJXN
EVAN POLIN	25135	XNJXX
MICHAEL C MACFERREN	25135	XNJXZ
MICHAEL C MACFERREN	25135	XNJZC
MCFERRAN	25135	XNJZM
MICHAELMACFERREN	25135	XNJZN
MICHAEL. MACFERREN	25135	XNJZT
LEYANNA BENFIELD	25135	XNJZT
MICHAEL C. MACFERREN	25135	XNJZX
EVAN POLIN	25135	XNNCH
MICHAEL MACFERREN	25135	XNNCJ
MICHEAL MACFERREN	25135	XNNCN
SANDRA GRIFFIN	25135	XNNHR
MIKE MACFERREN	25135	XNNHT
EVAN POLIN	25135	XNNMR
MICHAEL-MACFERRAN	25135	XNNMT
MICHAEL C. MACFERREN	25135	XNNRR
MIKEMCFERRAN	25135	XNNRT
M	25135	XNRFH
MACFERREN	25136	XNCCC
MICHAELCMACFERREK	25136	XNCCR
MACFARREN	25136	XNCFC
MICHAEL MACFERREN	25136	XNCFT
DIANNA STAIGER	25136	XNCFX
MICHAEL-MACFERREN	25136	XNCFZ
MICHAEL MACFERREN	25136	XNCHH
EVAN POLIN	25136	XNCHH
EVAN POLIN	25136	XNCHN
MICHEAL C MACFERREN	25136	XNCHX
EVAN POLAN	25136	XNCHX
MICHAEL MCFERN	25136	XNCJC
MICHAEL C MACFERREN	25136	XNCMC
MICHAEL C. MACFERREN	25136	XNCRH
MICHAEL C. MACFERREN	25136	XNCRH
MICHAEL MACFEFFEN	25136	XNCRT
EVAN POLIN	25136	XNCRT

November 8, 2016

**Personal Choice Detail by Political Subdivision
Camden County**

Local BOE- Gibbsboro Boro

Vote for Three

Political Subdivision: Gibbsboro

Write-in Name	Machine	Voter Tag
MICHAEL MCFERREN	25136	XNCRZ
MIKE MAC FERREN	25136	XNCTM
MICHAEL MACFERRAN	25136	XNCTR
MIKE MACFERREN	25136	XNCTZ
MIKE BONSALL	25136	XNCZX
EVAN POLIN	25136	XNHFH
EVAN POLIN	25136	XNHFJ
LEO GEIER	25136	XNHFX
MICHAEL-C-MACFERREN	25136	XNHTJ
EVAN POLIN	25136	XNHTM
MIKE MCFARREN	25136	XNJCR
EVAN POLIN	25136	XNJFM
EVAN POLIN	25136	XNJHZ
MICHAEL C MACFERREN	25136	XNJHZ
MICHEAL C MACFERRAN	25136	XNJJR
MICHAEL-MACFARREN	25136	XNJMC
EVAN POLIN	25136	XNJMR
MICHAEL MCFERRAN	25136	XNJRF
MICHAEL-MACFARREN	25136	XNJRT
MICHEAL-C-MACFERREN	25136	XNJRZ
EVIN-POLIN	25136	XNJXH
BENJAMIN SMITH	25136	XNJZR
PAUL BARTELME	25136	XNNCH
MCFERREN	25136	XNNCR
MICHAEL MACFERRIN	25136	XNNHJ
EVAN POLIN	25136	XNNHX
MICHAEL MCFERRAN	25136	XNNHZ
EVAN POLIN	25136	XNNMM
MICHAEL C MACFERREN	25136	XNNMX
EVAN POLIN	25136	XNNRH
MICHAEL C. MACFERRAN	25136	XNNRM
MICHAEL-MACFERIN	25136	XNRFC
NA	25136	XNRMZ
MICHAEL C MACFERREN	25460	MMHTN
EVAN POLIN	25460	MMHXJ
EVAN POLIN	25460	MMHXM
MELANIE LAUBAUGH	25460	MMHZM
EVAN POLIN	25460	MMJFF
LEO GEIER	25460	MMNMJ

November 8, 2016

**Personal Choice Detail by Political Subdivision
Camden County**

Local BOE- Gibbsboro Boro

Vote for Three

Political Subdivision: Gibbsboro

Write-in Name	Machine	Voter Tag
POLIN	25460	MMNMM
LESLIE TRIPODO	25460	MMNMR
MICHAEL MACFERREN	25460	MMNMT
EVAN POLIN	25460	MMNMT
EVAN POLIN	25460	MMNMZ
ELMACFERREN	25460	XNCCC
STEVE LEE	25460	XNCHM
MICHAEL MACFERREN	25460	XNCHX
STEVE LEE	25460	XNCJF
MICHAELCMACFERREN	25460	XNCJM
MIKE MACFERREN	25460	XNCJX
MICHAEL C MACFERREN	25460	XNCMT
MICHAEL MACFERREN	25460	XNCNC
MICHAEL C MACFERREN	25460	XNCRR
MICHAEL MACFARREN	25460	XNCTX
MICHAELC.MACFERREN	25460	XNCXM
MICHAEL C MACFERREN	25460	XNCXT
EVAN POLIN	25460	XNCXX
MICHAEL C. MACFERREN	25460	XNCZF
EVAN POLIN	25460	XNCZM
MICHAL MACFARREN	25460	XNCZX
XXXX	25460	XNCZZ
XXXX	25460	XNCZZ
MICHAEL-MACFERAN	25460	XNHTF
EVAN POLIN	25460	XNHTZ
MICHAEL C MACFERREN	25460	XNJCH
MIHAEL MCFERREN	25460	XNJFT
CEAL	25460	XNJFZ
MIKE HAUBER	25460	XNJJF
MICHAEL MACFERREN	25460	XNJJT
NOLAN CHAPELLE	25460	XNJJZ
MICHAEL-C-MACFERREN	25460	XNJMH
MICHAEL-MCFERRAN	25460	XNJMJ
JIM HARKINS	25460	XNJMT
JIM HARKINS	25460	XNJMT
MIKE MCFERREN	25460	XNJMZ
EVAN POLIN	25460	XNJNM
MIKE-MACFERRAN	25460	XNJNN
MICHAEL C MACFERREN	25460	XNJNZ

November 8, 2016

**Personal Choice Detail by Political Subdivision
Camden County**

Local BOE- Gibbsboro Boro

Vote for Three

Political Subdivision: Gibbsboro

Write-in Name	Machine	Voter Tag
MICHAEL MAC FERREN	25460	XNJRF
MICHAEL MC FERREN	25460	XNJXJ
EVAN POLIN	25460	XNJXT
MICHAEL MACFERRAN	25460	XNNCN
MICHAL C MAC FERREN	25460	XNNHN
MICHEAL-MACFERREN	25460	XNNHT
MIKEMCFEFFEN	25460	XNNMT
MICHAEL C MACFERREN	25460	XNRFN
EVAN POLIN	25460	XNRRR
MICHAEL C MACFERREN	25461	XNCCF
ICHAL MCFEFEREN	25461	XNCCR
MICHAEL MACFERRAN	25461	XNCCZ
MICHAEL MCFERREN	25461	XNCCF
MICHAEL RADIE	25461	XNCFM
MCFARREN	25461	XNCFR
GINNAEBERSOLE	25461	XNCHN
MICHAEL-MCFERREN	25461	XNCJF
MIKE MACFERREN	25461	XNCJX
EVAN POLIN	25461	XNCJZ
MACHAEL,C,MACFERREN	25461	XNCMJ
EVAN POLIN	25461	XNCMN
EVAN POLIN	25461	XNCMT
MCFERRAN	25461	XNCNC
DIANNA STAIGER	25461	XNCNF
MICHAEL MCFERREN	25461	XNCNH
MCFERREN	25461	XNCNR
MIKE-C-MCFERRIN	25461	XNCRC
MIKEMACFERREN	25461	XNCRH
EVAN POLIN	25461	XNCRR
MIKE MACFARREN	25461	XNCRZ
MICHAEL-MACFERREN	25461	XNCTC
MICHAEL C MACFERREN	25461	XNCTZ
DIANANA STAIGER	25461	XNCXF
EVAN POLIN	25461	XNCXR
MICHAEL C MACFERREN	25461	XNCXT
EVAN POLIN	25461	XNCZH
BENJAMIN SMITH	25461	XNCZM
MICHAEL-MACFERREN	25461	XNCZX
MICHAEL MACFERRAN	25461	XNHFH

November 8, 2016

**Personal Choice Detail by Political Subdivision
Camden County**

Local BOE- Gibbsboro Boro

Vote for Three

Political Subdivision: Gibbsboro

Write-in Name	Machine	Voter Tag
MICAELMCFEFFEN	25461	XNHFN
MICHAEL C. MACFERREN	25461	XNHFX
MICHAEL MACFAREN	25461	XNHTM
EVAN POLIN	25461	XNHTM
MICHAELMACFERRAN	25461	XNHTX
MACFERREN	25461	XNJCM
EVANN POLIN	25461	XNJCT
MICHAEL C MCFERREN	25461	XNJCZ
EVAN POLIN	25461	XNJFN
CLINTON	25461	XNJFZ
EVAN POLIN	25461	XNJHR
MICHAEL C MACFERREN	25461	XNJHT
MICHAEL MACFERRAN	25461	XNJHX
MICHAEL MACFERREN	25461	XNJJM
MICHAEL C. MACFERREN	25461	XNJJR
EVAN POLIN	25461	XNJMM
MIKE MACFEREN	25461	XNJMX
MICHAEL-C-MACFERREN	25461	XNJNF
MICHAEL MCFERREN	25461	XNJNJ
MICHAEL MCFERRER	25461	XNJNX
MICHAEL-MACFERRAN	25461	XNJRC
COLIN I POLIN	25461	XNJRF
MIHAEL-MACFERREN	25461	XNJTF
PEGGY-MASON	25461	XNJXJ
EVANPOLIN	25461	XNJXZ
MICHAEL C MACFERREN	25461	XNJZJ
MICAEL MICFERREN	25461	XNJZM
EVAN POLIN	25461	XNJZN
EVAN POLIN	25461	XNJZR
EVAN I POLIN	25461	XNNCJ
ALBERT-RICHMOND	25461	XNNHN
EVAN POLIN	25461	XNNHX
EVAN POLIN	25461	XNNMJ
MICHAEL C. MACFERREN	25461	XNNMM
MICHAEL-MACFERRON	25461	XNNMZ
LEO GEIER	25461	XNNRF
MICHAEL MACFERREN	25461	XNNRJ
MICHAEL C MACFERREN	25461	XNNRT
MICHAEL C MCFERREN	25461	XNRFC

November 8, 2016

Personal Choice Detail by Political Subdivision
Camden County

Local BOE- Gibbsboro Boro

Vote for Three

Political Subdivision: Gibbsboro

Write-in Name	Machine	Voter Tag
MICHAELMACFERRAN	25461	XNRMX
ERIC POLIN	25461	XNRRM
MICHAELCMACFEFFAN	25461	XNRRR

Gloucester City Council At Large

Vote For Three

Political Subdivision: Gloucester City

Write-in Name	Machine	Voter Tag
CHRIS KUHNEL	25137	XNCHF
MICEY MOUSE	25137	XNCHF
CHRISTOPHER KUHNEL	25137	XNCHF
MIKE BAEHR	25138	XNHFT
NICK KAIN	25138	XNHFT
KEVIN BROWN	25138	XNHFT
JAMIE HUTCHINSON	25139	XNJFT
PAT HAGAN	25139	XNJZC
JOE STECKLAIR	25139	XNNHH
JOE STECKLAIR	25139	XNNHH
JOSEPH STECKLAIRJ	25139	XNNHH
JAMIE LYNN HUTCHINSON	25139	XNRFJ
NICHOLAS KAIN	25140	XNCCT
JOHN F KAIN	25140	XNCCT
KEVIN KAIN	25140	XNCCT
SANDERS	25140	XNCHM
ROBERT-EGNER	25140	XNJMN
MICKEY-MOUSE	25140	XNJRJ
DONALD-TRUMP	25140	XNJRJ
DONALD-TRUMP	25140	XNJRJ
DONOLDDUCK	25140	XNNMC
NICKKAIN	25140	XNNMC
DAFFYDUCK	25140	XNNMC
KEVIN BROWN	25140	XNRFN
NICHOLAS KAIN	25140	XNRFN
SHAWN ROBERTS	25141	XNCNH
LUCIFER	25141	XNCRX
ERIC B	25141	XNCRX
SLAYER	25141	XNCRX
JOHN BANNING	25141	XNJHH

November 8, 2016

**Personal Choice Detail by Political Subdivision
Camden County**

Gloucester City Council At Large

Vote For Three

Political Subdivision: Gloucester City

Write-in Name	Machine	Voter Tag
DOLLY	25141	XNJNF
BILT SIXTY SIX	25142	XNCHZ
WILLIAM J. GLASSMAN SR.	25142	XNCNR
NICK SCHULTZ	25142	XNJJT
NICK-SCHULTZ	25142	XNJJZ
WILLAM-GLASSMAN-SR	25142	XNJTF
PAUL KAIN	25143	XNCCX
NATE HULFISH	25143	XNJMM
ROBERT LAIRMORE	25143	XNJMM
JOHN DRISCOLL	25144	XNJCT
THERESA GRAHAM	25144	XNJCT
PAUL BABCOCK	25144	XNJCT
DOUG CABELL	25144	XNJRT
TIM SIMONS	25144	XNNCC
TIM SIMONS	25144	XNNCC
TIM SIMONS	25144	XNNCC
JASON FANNING	25462	XNCCH
GEORGE BERGLUND	25463	XNCMM
ASIA-WHITE	25463	XNCRR
DAWN-BRANTON	25463	XNJTH
JAMIE HUTCHINSON	25464	XNCCJ
JAMIE-HUTCHINSON	25464	XNJZC
NO NEPOTISM	25464	XNNHF
NO CRONYISM	25464	XNNHF
MORE ETHICS	25464	XNNHF
KOREY JEFFRIES	25464	XNNRH
NATHAN HULFISH	25465	XNHFM
BRYCE HEWLETT	25465	XNHFM
BRYCE	25465	XNJTX
NICHOLAS KAIN	25465	XNNMM
MICHAEL GORMAN	25465	XNNMM
KEVIN KAIN	25465	XNNMM
JOHN J. BANNING	25466	XNJZF
COLE J. BANNING	25466	XNJZF
LISA R. LABBREE	25466	XNJZF
JOHN-SCHMIDT	25467	XNCCJ
BILL GUGEL	25467	XNCCM
NICK KAIN	25467	XNCCM
MIKE GORMAN	25467	XNCCM

November 8, 2016

**Personal Choice Detail by Political Subdivision
Camden County**

Gloucester City Council At Large

Vote For Three

Political Subdivision: Gloucester City

Write-in Name	Machine	Voter Tag
BJGLASSMAN	25467	XNCJZ
MICKEYMOUSE	25467	XNJTX
MICHELLE-WRIGHT	25467	XNJTX
ALLJERKOFFS	25467	XNJTX
NICHOLAS ORSINO	25469	XNJRM
NICHOLAS ORSINO	25469	XNJRM
NICHOLAS ORSINO	25469	XNJRM
MICHAEL WESTON	25469	XNNCJ
MICKEY MOUSE	25469	XNNCJ
DONALD DUCK	25469	XNNCJ
JOHN P. SCHMIDT	25469	XNRFEX
JAY BROPHY SR.	25469	XNRFEX

Local BOE-Gloucester City

Vote For Three

Political Subdivision: Gloucester City

Write-in Name	Machine	Voter Tag
KIMHEWLETT	25138	XNNMC
NICOLEJORDAN	25138	XNNMC
NATEHULFISH	25138	XNNMC
PAT HAGANN	25139	XNJZC
ROBERT GRZIB	25139	XNNMZ
WILLIAM GLASSMAN	25140	XNCCM
PLUTO	25140	XNHTH
MARY LAMB	25140	XNHTH
DONALD OUCK	25140	XNHTH
AAA	25141	XNCNN
JOHN BANNING	25141	XNJHH
TIM SIMONS	25144	XNNCC
NICOLE JORDAN	25465	XNHFM
MARYBETH RETIG	25465	XNHFM
KIMBERLEE HEWLETT	25465	XNHFM
KIM-HEWLETT	25465	XNJTX
JAMES R DILORETO	25466	XNHTZ
TOM LIPSKI	25467	XNCFC
DEEZNUTZ	25467	XNCTT
MOHAMMED	25467	XNJMJ
JOSEPH-AYRES	25468	XNCFZ

November 8, 2016

**Personal Choice Detail by Political Subdivision
Camden County**

Local BOE-Gloucester City

Vote For Three

Political Subdivision: Gloucester City

Write-in Name	Machine	Voter Tag
GERALD	25468	XNRRR
MICHAEL-SZATNY	25469	XNCHH
MICHAEL	25469	XNCHH
NICHOLAS ORSINO	25469	XNJRM
NICHOLAS ORSINO	25469	XNJRM
NICHOLAS ORSINO	25469	XNJRM
CHUCK FINLEY	25469	XNNCJ
WILLIAM HAGAN SR.	25469	XNRFX

Black Horse Pike Regional Member BOE Glouc Twp

Vote for One

Political Subdivision: Gloucester Twp

Write-in Name	Machine	Voter Tag
ERIC HENDERSON	25148	MMHXR
CHRISTOPHER-J-CONCANNON	25152	XNCHM
ELLEN-DEGENER	25153	MMJFN
GEORGE-HUDSON	25154	XNCTN
GEORGE HUDSON	25154	XNJRC
KERMIT	25155	XNCZM
ALEX WALKER	25156	XNNRC
MICKEY-MOUSE	25160	XNJXR
ROBERT OBRIEN	25161	MMHZR
BRIAN MARTIN	25161	MMJZJ
TERRENCCE CLARK	25162	MMCRM
RICHARD SKULTETY	25163	XNJTT
JOYCEGLEASON	25164	XNNCJ
DEBBIE DIGIACOBBE	25166	XNCHN
DEBBIE-DIGIACOBBE	25169	XNRRM
TRAVIS TEFFT	25171	XNCXC
CONNOR	25176	XNNMZ
NONEOFTHEABOVE	25177	XNJNX
RONALD HILL	25180	XNJRH
IDK	25472	XNNMM
NO	25473	XNCHN
NO-ONE	25474	MMHXM
GEORGE HUDSON	25479	XNCFT
FRANK-MITCHELL	25479	XNCJZ
NO	25481	XNCHR

November 8, 2016

**Personal Choice Detail by Political Subdivision
Camden County**

Black Horse Pike Regional Member BOE Glouc Twp

Vote for One

Political Subdivision: Gloucester Twp

Write-in Name	Machine	Voter Tag
DIANE NAFIS	25481	XNJZT
ROB DYMOND	25482	MMJNR
HILARY CLINTON	25487	XNCFN
PHIL MCCRACKEN	25489	XNHTJ
MICKYMOUSE	25491	XNHFT
DEBBIE DIGIACOBBE	25493	XNJCR
DAVIS	25498	XNJTC
SOMAYA	25498	XNRMX
SCOT UAQUHART	25500	XNHFX
ESCRITOCCHARLES	25504	XNCZZ
VOID	25504	XNRMX
TIM	25507	XNCNH
DIANE CHEESEMAN	25507	XNJRZ
DIANE CHEESEMAN	25507	XNNMT
NO-CHOICE	25507	XNRRM
JESUS	25721	XNRFH

Local BOE- Gloucester Township

Vote for Three

Political Subdivision: Gloucester Twp

Write-in Name	Machine	Voter Tag
MICHAEL-MUNGIOLE	25147	XNCJM
THOMAS JACOBSON	25147	XNJHZ
EDWARD JANKOWSKI	25147	XNJXH
AJAY-PATEL	25147	XNRFN
ERIC HENDERSON	25148	MMHXR
ERIC HENDERSON	25148	MMHXR
ERIC HENDERSON	25148	MMHXR
SEAN HENGST	25148	XNCTR
DEBBIE-DIGIACOBBE	25149	XNCMN
SLO-GIN	25152	XNCHM
GABE-CIFUNI	25152	XNCHM
BOBBY-ALUCARD	25152	XNCHM
COREY-J-REESE	25152	XNCJF
DAVID BOLINSKI	25153	MMJFC
SEAN HENGST	25153	XNCTM
SEAN HENGST	25153	XNJNF
SEANHENGST	25153	XNJTR

November 8, 2016

**Personal Choice Detail by Political Subdivision
Camden County**

Local BOE- Gloucester Township

Vote for Three

Political Subdivision: Gloucester Twp

Write-in Name	Machine	Voter Tag
SEAN HENGST	25153	XNNCR
GEORGE HUDSON	25154	XNCTN
GEORGE HUDSON	25154	XNJRC
SEAN HENGST	25155	XNNCC
JEN O'DONNELL	25156	XNCXH
SEAN HENGST	25156	XNJNF
SEAN HENGST	25156	XNNHN
SEAN HENGST	25156	XNNMT
NATASHA DANIELS	25156	XNNRC
ME	25156	XNNRC
JJ	25156	XNNRC
STEPHEN NICHOLSON	25156	XNNRM
SEAN HENGST	25159	MMNMJ
SEAN HENGST	25159	XNCJM
SEAN HENGST	25160	MMJTF
SEAN HENGST	25160	XNCRM
SEAN HENGST	25160	XNCXN
SEAN HENGST	25160	XNHFN
SEAN HENGST	25160	XNJRX
SEAN HENGST	25160	XNNCH
ROBERT O'BRIEN	25161	MMHZR
COREY REESE	25162	XNJCZ
SAM SWEET	25163	MMCTH
SEAN HENGST	25163	XNNCC
SEAN HENGST	25168	MMJFR
DEGIACOBBE	25168	XNCJN
CINDY RAU HATTEN	25168	XNJJT
SEAN HENGST	25168	XNRFN
SEAN-HENGST	25169	XNJFR
SEAN-HENGST	25170	XNCNX
SEAN HENGST	25170	XNNRT
TRAVIS TEFFT	25171	XNCXC
RICH BOBBE	25173	MMHTN
FRANK GARRIEL IV	25173	XNHTC
TODD LESTER	25173	XNJJJ
SAM SWEET	25175	XNHFR
SEAN HENGST	25180	XNJXM
SHAWN	25184	XNCJJ
SEAN.HENGST	25184	XNJFN

November 8, 2016

**Personal Choice Detail by Political Subdivision
Camden County**

Local BOE- Gloucester Township

Vote for Three

Political Subdivision: Gloucester Twp

Write-in Name	Machine	Voter Tag
SUZANNE-VANGRONIGEN	25471	XNCRM
SEAN HENGST	25472	XNHTR
IDK	25472	XNNMM
IDK	25472	XNNMM
IDK	25472	XNNMM
NO	25473	XNCHN
NO	25473	XNCHN
NO	25473	XNCHN
DONALD-DUCK	25473	XNCMC
SEAN HENGST	25474	XNNMR
RICHARD GEBHARD	25476	MMCRR
RICHARD GEBHARD	25476	MMCRR
RICHARD GEBHARD	25476	MMCRR
SEAN.HENGST	25478	XNCHF
ROBERT SCHULTZ	25478	XNCTX
SEAN-HENGST	25478	XNJCJ
SEAN HENGST	25478	XNJXM
FRANK-MITCHELL	25479	XNCJZ
NO	25481	XNCHR
NO	25481	XNCHR
NO	25481	XNCHR
ELAINE LEVINS	25481	XNJZF
JON DAVIS	25482	XNCCT
SEAN HENGST	25483	XNCTC
DEBRA DIGIACOBBE	25484	MMHNF
SEAN HENGST	25484	XNCCT
SEAN HENGST	25484	XNCJZ
SEAN HENGST	25484	XNCMJ
SEAN HENGST	25484	XNCRM
CHARLES PILDIS	25485	MMJFF
SEAN HENGST	25485	XNCCH
SEAN HENGST	25485	XNCCN
SEAN HENGST	25485	XNCJZ
SEAN HENGST	25485	XNCMM
SEAN HENGST	25485	XNJNT
BATWOMAN	25486	XNJTF
DAVIDCADE	25488	XNNRH
STEVEN M BACH	25489	XNHTJ
MICEY SNEEZE	25489	XNHTJ

November 8, 2016

**Personal Choice Detail by Political Subdivision
Camden County**

Local BOE- Gloucester Township

Vote for Three

Political Subdivision: Gloucester Twp

Write-in Name	Machine	Voter Tag
ANTHONY DIROSA	25489	XNHTJ
MICHAEL VASINDA	25492	XNCZX
CINDY RAU-HATTEN	25493	MMJFT
DEBORAH DIGIACOBBE	25493	MMJTJ
OESSIEDIGIACOSSIE	25493	XNCZZ
DEBORAHDIGIACOBBE	25493	XNJFJ
SEAN-HENGST	25493	XNJJC
DEBBIE DIGIACOBBE	25493	XNJMX
THE MAYER CHILDREN	25494	XNJMR
DELLA MAYER	25494	XNJMR
DAVID MAYER GENITALS	25494	XNJMR
SEAN HENGST	25495	XNCXJ
PAUL GENOESE	25498	XNCXX
RACY LYNCH	25498	XNJRM
SEAN HENGST	25501	XNJXM
SEAN HENGST	25502	XNCZZ
TIM BALLARD	25504	MMNMZ
COREY-REESE	25504	XNNMR
NO-CHOICE	25507	XNRRM
NO-CHOICE	25507	XNRRM
NO-CHOICE	25507	XNRRM
DAVID SANSEVERO	25721	XNCHN
TERRRI PLATT	25721	XNCHR
SEAN HENGST	25721	XNCRZ
SEAN HENGST	25721	XNHFR
JESUS	25721	XNRFH
JESUS	25721	XNRFH
JESUS	25721	XNRFH
DANIEL S FITZSIMMONS	25751	XNNMC

Local BOE- Haddon Township

Vote for Three

Political Subdivision: Haddon Twp

Write-in Name	Machine	Voter Tag
JEFFREY DEAN	25188	XNCXT
JIM-LEX	25192	XNCRR
LILLIAN SKABLA	25193	XNCHN
LILLIAN SKABLA	25193	XNCHN

November 8, 2016

**Personal Choice Detail by Political Subdivision
Camden County**

Local BOE- Haddon Township

Vote for Three

Political Subdivision: Haddon Twp

Write-in Name	Machine	Voter Tag
KEN SZWAK	25194	XNCMX
CHRIS HOFFNER	25194	XNCMX
RICHARD-DODD	25194	XNJMZ
MICHELDONNELLY	25194	XNJZN
KERRY OCONNOR	25195	MMHXF
ISABEL SANDONE-LIBBY	25195	MMHZR
ISAAC SANDONE-LIBBY	25195	MMHZR
BUGS BUNNY	25195	MMHZR
DAMON WALLIS	25195	XNNMT
DAMON WALLIS	25195	XNNMT
DAMON WALLIS	25195	XNNMT
THOMAS BARBIERI	25196	XNCNX
RICK ROTZ	25196	XNCNX
NOT A SYCOPHANT	25196	XNJJF
RON WOODS	25198	XNJFH
DEZII	25511	XNCMX
DEZII	25511	XNCMX
SEAN-JONES	25511	XNCRZ
BILLY PARX	25511	XNRRR
FRED BRENDLINGER	25512	XNHTC
FRED BRENDLINGER	25512	XNHTC
NO MORE INCUMBENTS	25512	XNJXR
NO INCUMBENTS	25512	XNJXR
FRED STINE	25516	XNJTN
RICHARD DUNN	25516	XNNHX
STEPHEN J CAREY	25517	MMNMT
JOSEPH STALIN	25517	XNCMC
JAMES ROCKS	25517	XNCMC
AARON ROCKS	25517	XNCMC
JOHN CENA	25517	XNJRJ
RICH DODD	25519	XNCJM
JAMES CATRAMBONE	25519	XNRMZ
KERRY R O'CONNOR	25520	XNCXZ
SEAN-ROSE	25520	XNJZF
SEAN-ROSE	25520	XNJZF
SEAN-ROSE	25520	XNJZF
DON PRESTON	25522	XNCXC
FRAN SHEEHAN	25522	XNJXF
LOWERMYTAXEG	25523	XNHTF

November 8, 2016

Personal Choice Detail by Political Subdivision
Camden County

Local BOE- Haddon Township
Vote for Three

Political Subdivision: Haddon Twp

Write-in Name	Machine	Voter Tag
HARAMBE	25524	XNHFT
MARTIN WALSH	25524	XNJTF
SHANNON ROCKS	25766	XNNCH
NATHAN ROCKS	25766	XNNCH
JAMES ROCKS	25766	XNNCH

Local BOE-Haddonfield Boro UNEX
Vote for One

Political Subdivision: Haddonfield

Write-in Name	Machine	Voter Tag
MERAL-SMITH	25200	XNCHF
NATE DEMARINO	25200	XNCXM
PETER GILMARTIN	25201	XNCNT
KRS ONE	25201	XNJHF
DAN RILEY	25201	XNNHR
SNOOPY	25203	XNCHJ
MINNIE MOUSE	25203	XNJCF
JOHN DUFFY	25204	XNJMJ
DREW BENSON	25207	MMCRM
TED FRANGOS	25207	MMCTN
DAYTON	25207	MMJTZ
MOE	25208	XNCZC
JULIE SCHMITT	25208	XNNHC
JCLCTQN	25527	XNCRM
KATHLEEN-FREEMAN	25527	XNHTR
MICHAEL DELORENZO	25528	XNJZZ
BRYAN-GALLAGHER	25531	XNCFR
CHRISTA-WESLEY	25533	XNCXF
EVAN PATRICK GOODFELLOW	25533	XNJZR
X	25717	XNJRH

Local BOE- Haddonfield Boro
Vote for Three

Political Subdivision: Haddonfield

Write-in Name	Machine	Voter Tag
MERAL-SMITH	25200	XNCHF
STEVE PERRY	25200	XNCNX

November 8, 2016

**Personal Choice Detail by Political Subdivision
Camden County**

Local BOE- Haddonfield Boro

Vote for Three

Political Subdivision: Haddonfield

Write-in Name	Machine	Voter Tag
RACHAEL BROWN	25201	XNCFH
MATT KOELLING	25201	XNJHF
BRUCE ROOP	25201	XNJHF
DAN RILEY	25201	XNNHR
SNOOPY	25203	XNCHJ
SNOOPY	25203	XNCHJ
SNOOPY	25203	XNCHJ
MATT RAGUSA	25204	XNJMJ
CHRIS RAGUSA	25204	XNJMJ
BEN RAGUSA	25204	XNJMJ
PAUL TYRELL	25207	MMCRM
ERIC VERMAAT	25207	MMCRM
DAN TYRELL	25207	MMCRM
SHEMP	25208	XNCZC
LARRY	25208	XNCZC
CURLY	25208	XNCZC
ROSIE-HYMERLING	25209	XNJCM
MARY FAGAN	25209	XNNMC
KATIE MCCALLY	25527	XNCCX
KATHERINE-MCCALLEY	25527	XNRRM
JACK OMALLEY	25530	XNCTN
DOUGLAS SCHMITT	25533	XNCTX
BRIANKELLY	25717	XNJMR
BRIAN	25717	XNJMR
X	25717	XNJRH
X	25717	XNJRH
X	25717	XNJRH

Haddon Heights Council

Vote for Two

Political Subdivision: Haddon Heights

Write-in Name	Machine	Voter Tag
ART WHITTAKER	25536	XNCZF
ANDREAS GAMBERDELLO	25536	XNCZF
DUNGUS	25539	MMHZN
DINGUS	25539	MMHZN

November 8, 2016

**Personal Choice Detail by Political Subdivision
Camden County**

Local BOE- Haddon Heights Boro

Vote for Three

Political Subdivision: Haddon Heights

Write-in Name	Machine	Voter Tag
STEPHEN DIRENZO	25210	XNCFR
STEPHEN DIRENZO	25210	XNCFR
MC HAMMER	25212	MMJFF
DEEZ NUTS	25213	XNCZF
DEEZ NUTS	25213	XNCZF
HOLLY CASS	25213	XNHFM
DAVID A CAPOZZI	25213	XNHFM
CLAUDINE AYSCUE	25213	XNHFM
MARY RUTH KANE	25213	XNHFN
MAUREEN SOKOLOWSKI	25213	XNHFN
KATHLEEN BERNARDI	25213	XNHFN
MARY-RUTH-KANE	25213	XNJMM
MARIA AMOROSO	25215	XNCMT
LEO LASKOWSKI	25216	XNJMC
JOHN-MCBEATH	25216	XNJNZ
STEPHEN DIRENZO	25535	XNCJX
STEPHEN DIRENZO	25535	XNCJX
ROBIN GOTILLA	25535	XNHTF
JOHN SHERWEN	25535	XNJFF
HARRY MCNALLY	25535	XNNRX
DENNIS MANNING	25535	XNRFX
JOHN CENA	25536	XNCMM
VALERIE FRANECKI	25536	XNCTT
VALERIE FRANECKI	25536	XNCTT
GARY FRANECKI	25536	XNCTT
TIMOTHY PORVAZNIK	25537	MMJFC
DIANNE DEAL	25537	MMJFC
HARRY MCNALLY	25537	XNJZH
JACK SORIANO	25538	XNCJM
BECKY KITCHMIRE	25538	XNCMT
SEAN SPERRY JR	25539	XNCXZ
THERESA-CHEPURNY	25540	XNHFH
STEPHEN-DIRENZO	25540	XNHFH
AUDREY-DIRENZO	25540	XNHFH
JOHN MCBEATH	25541	XNJXF

November 8, 2016

Personal Choice Detail by Political Subdivision
Camden County

Hi-Nella Council

Vote for Two

Political Subdivision: Hi-Nella

Write-in Name	Machine	Voter Tag
DAVID HECKMAN	25217	XNCRT
CATHERINE CONNOLLY	25217	XNNHZ
KRIS MUSKA	25217	XNNHZ
BRIAN CUNNINGHAM	25217	XNNMF
DAVID DODDS	25217	XNNMF
KRIS U MUSKA	25542	XNCCH
CATHERINE CONNOLLY	25542	XNCCH
KRIS U MUSKA	25542	XNCHJ
CATHRIND CONNOLLY	25542	XNCHJ

Local BOE-Hi-Nella Boro UNEX 1Yr

Vote for One

Political Subdivision: Hi-Nella

Write-in Name	Machine	Voter Tag
JANET WILLIAMS	25217	XNHFR
PETER BROWN	25217	XNJTN
EDWARD MUSKA	25217	XNNHZ
EDWARD C MUSKA	25542	XNCCH
ROBERT CUNNINGHAM	25542	XNCHJ

Local BOE-Hi-Nella Boro UNEX 2YR

Vote for One

Political Subdivision: Hi-Nella

Write-in Name	Machine	Voter Tag
CLIFF GOLDBERG	25217	XNJTN
ROBERT CUNNINGHAM	25217	XNNHZ
ROBERT CUNNINGHAM	25542	XNCCH
EDWARD C MUSKA	25542	XNCHJ

Local BOE-Hi Nella Boro

Vote for Two

Political Subdivision: Hi-Nella

Write-in Name	Machine	Voter Tag
SCHAEFFER	25217	XNNHM
GARY TOMAR	25217	XNNHZ
AMANDA TOMAR	25217	XNNHZ

November 8, 2016

**Personal Choice Detail by Political Subdivision
Camden County**

Laurel Springs Council

Vote for Two

Political Subdivision: Laurel Springs

Write-in Name	Machine	Voter Tag
RICHARD CANNON	25218	XNCJH
RICHARD CUSATO	25218	XNHTZ
RICHARD CUSATO	25218	XNHTZ
DELPIDIO	25543	XNCHF
MICHELE RICCIARDELLI	25543	XNHTZ
ROY KANE	25544	XNHFC
DOUGLAS DEL PIDIO	25544	XNJFN
SAMUEL DEL PIDIO	25544	XNJFN
BRIAN JAMES HOFACKER	25544	XNJJJ
STOP RAISING TAXES	25544	XNJJN
MY DOG	25544	XNJJN
BOB LICKFIELD	25544	XNRFJ

Local BOE- Laurel Springs Boro

Vote for Three

Political Subdivision: Laurel Springs

Write-in Name	Machine	Voter Tag
CATHY IVINS SIMS	25218	XNCFT
ANY ONE BUT HER	25219	XNCCH
CATHY SIMMS	25219	XNCCX
CATHY-SIMS	25219	XNCHF
CATHY-SIMS	25219	XNCHM
CATHY SIMS	25219	XNHFR
CATHY SIMS	25219	XNJCF
KATHY SIMMS	25219	XNJFF
CATHY SIMS	25219	XNJFJ
CATHYSIMS	25219	XNJMJ
CATHY.SIMS	25219	XNJRF
KRYSTA ZALAS	25219	XNJRT
DANIEL LANG	25219	XNJRT
CATHY SIMS	25219	XNJZN
KRYSTA ZALAS	25219	XNNHR
KRYSTA ZALAS	25219	XNNHR
CATHY SIMMS	25219	XNNMF
JIM REDSTREAKE	25219	XNNMT
CATHY SIMS	25219	XNRMT
JOHN BALDINO	25219	XNRMZ
JAMES-PADEN	25543	XNHTH

November 8, 2016

**Personal Choice Detail by Political Subdivision
Camden County**

Local BOE- Laurel Springs Boro

Vote for Three

Political Subdivision: Laurel Springs

Write-in Name	Machine	Voter Tag
TONIA TROILO	25543	XNHTX
CATHY-SIMS	25543	XNNRZ
CATHY-SIMS	25544	XNCCC
CATHY IVINS SIMS	25544	XNCCN
CATHY SIMS	25544	XNCHR
KATHY SIMS	25544	XNCHT
CATHY SIMS	25544	XNCJZ
CATHY SIMS	25544	XNCRR
CATHY-SIMS	25544	XNCTN
CATHY SIMS	25544	XNJHM
MATTHEW CAVALIERE	25544	XNJJJ
CATHY SIMS	25544	XNJJR
KRYSTA-LANG	25544	XNJNX
CATHYSIMMS	25544	XNJTN
CATHY SIMS	25544	XNJXH
CATHY-SIMS	25544	XNJZT
ED DOLD	25544	XNNRM

Lawnside Council

Vote for Two

Political Subdivision: Lawnside

Write-in Name	Machine	Voter Tag
JOYCE-PIERCE	25221	MMHNT
ISAAC HAYWARD	25221	XNCFN
ANGELIQUE MOORE	25221	XNJFT
ANGELIQUE MOORE	25221	XNJFT
MICHAEL HARPER	25221	XNRFC
ISAAC HAYWARD JR	25546	XNJNH
ISAAC HAYWARD JR	25546	XNJNH

Local BOE-Lawnside UNEX

Vote For One

Political Subdivision: Lawnside

Write-in Name	Machine	Voter Tag
NONE	25220	MMHZH
WORLDS	25220	XNCXH
SHAMAYRAN-THOMAS	25220	XNCXJ

November 8, 2016

**Personal Choice Detail by Political Subdivision
Camden County**

Local BOE-Lawnside UNEX

Vote For One

Political Subdivision: Lawnside

Write-in Name	Machine	Voter Tag
SHAMAR THOMAS	25221	MMHNT
SHAMYRAN THOMAS	25221	XNCFM
RENEE MCKENZIE	25221	XNCFN
MALCOM STILL	25221	XNCFT
ANAIAH-EL	25221	XNCZH
ANGELIQUE MOORE	25221	XNJFT
ZILEAN	25221	XNJHJ
CALVIN-CARTHAN	25221	XNJHM
SHAMYRN	25221	XNJTX
DILLARD	25221	XNNCN
SHAMAR THOMAS	25221	XNRFC
INDIA CRISS	25545	MMHTJ
SHAMYRAN THOMAS	25545	MMHXM
MALCOLM STILL JR	25545	XNHTF
SANDRA-STILL	25546	MMCRJ
SHAMYRA	25546	MMJNH
AMY	25546	MMJTR
D	25546	MMJTT
DAVID TORRES	25546	MMNMH
IAN-ASKEW	25546	XNCJT
SHAMYRAN-THOMAS	25546	XNCJZ
SHAMYRAN-THOMAS	25546	XNCTF
LASHAUNDA-CARTER	25546	XNCXZ
SHAMAR	25546	XNCZF
TANYA LYONS	25546	XNJCM
SHAMYRAN THOMAS	25546	XNJZJ
CALVIN CARTHAN	25546	XNNHR
FELICIA MASON	25546	XNRFH

Local BOE- Lawnside Boro

Vote for Three

Political Subdivision: Lawnside

Write-in Name	Machine	Voter Tag
INDIACRISIS	25220	MMJTT
MALCOLMSTILLJR	25220	MMJTT
INDIA	25220	MMJTT
INDIACRISS	25220	XNHTJ
SHAMYRAN THOMAS	25220	XNJFN

November 8, 2016

**Personal Choice Detail by Political Subdivision
Camden County**

Local BOE- Lawnside Boro

Vote for Three

Political Subdivision: Lawnside

Write-in Name	Machine	Voter Tag
INOIA CRISS	25220	XNJFN
INDIA-CRISS	25220	XNJJR
JOYCE PIERCE	25221	MMHNT
RENEE MCKENZIE	25221	XNCFN
SHAMYRAN THOMAS	25221	XNCFT
MALCOM STILL JR	25221	XNJHT
INDIA CRISS	25221	XNJHT
DONZA WORLDS----	25221	XNJRR
SHAMAR THOMAS	25221	XNRFC
MALCOLM STILL JR	25545	MMHTJ
SHARMON THOMAS	25545	MMHZJ
INDIA CRISS	25545	XNCCX
INDRIA CRISS	25545	XNJFT
INDIA-CRISS	25546	MMHXH
SHAMAR THOMAS	25546	MMJFZ
IAN-ASKEW	25546	XNCJT
SHAMYRAN-THOMAS	25546	XNCJZ
NONE	25546	XNCRJ
SHAMYRAN MOORE	25546	XNCXH
MALCOLM STILL	25546	XNCXH
INDIA CRISS	25546	XNCXH
INDIA CRISS	25546	XNJNR

Lindenwold Council

Vote for Two

Political Subdivision: Lindenwold

Write-in Name	Machine	Voter Tag
JOE VAN DERGRIFF	25223	XNCMJ
FRANK GUENTHER	25223	XNCMJ
STUART NEWBILL	25225	MMHTR
PETER GRIFFIN	25225	MMHTR
KEITH POLIFRONE	25229	MMNMJ
ALI	25229	XNJCJ
ALIYAH	25229	XNJCJ
RAYMOND MILLER	25547	MMJJT
KIMBERLY RILEY	25547	MMJJT
JOE-VAN-DERGRIFF	25548	XNJCZ
FRANK-GUENTHER	25548	XNJCZ

November 8, 2016

**Personal Choice Detail by Political Subdivision
Camden County**

Lindenwold Council

Vote for Two

Political Subdivision: Lindenwold

Write-in Name	Machine	Voter Tag
WILLA DAVIS	25548	XNJMT
ROBERT STOELKER	25548	XNJMT
KEITH POLIFRONE	25549	XNHFN
COURTNEY-RICHARDSON	25549	XNJTJ
DONALD VERHOORN	25549	XNRRM
DONALD VERHOORN	25549	XNRRM
TRUMP	25555	XNCTC

Local BOE- Lindenwold Boro

Vote for Three

Political Subdivision: Lindenwold

Write-in Name	Machine	Voter Tag
JESSICA-JACKSON	25222	MMHNF
SCOTT BLUTH	25222	MMHXJ
ROBERT-BURROW	25222	MMJFT
ANYONE-ELSE	25222	XNCCR
MICKEY MOUSE	25222	XNCXH
MARK-WILSON	25222	XNHFM
MARK WILSON	25222	XNJJJ
MARK WILSON	25222	XNJJT
MARK WILSON	25222	XNJRF
RONALD BURROWS	25222	XNRFN
MARK WILSON	25223	MMHTN
RICHARD ROACH JR	25223	MMHZR
ASHLEY ROANE	25223	MMNMX
ME	25223	XNCCX
MICKY MOUSE	25223	XNJJF
JOSE A TAPIA	25223	XNJTZ
M-PIERCE	25223	XNJXZ
DWAYNECRAIG	25223	XNNHH
MARK WILSON	25223	XNRRR
CORTNEY RICHARDSON	25224	XNCMH
COURTNEY-RICHARDSON	25224	XNCMN
COURTNEY RICHADSON	25224	XNCRM
BOB LAMBERTINO	25224	XNCRX
CORTNEY RICHARDSON	25224	XNHFX
VIVIAN ROBERTS-WEST	25224	XNHTR
MATTHEW MUNKACSY	25224	XNNMH

November 8, 2016

**Personal Choice Detail by Political Subdivision
Camden County**

Local BOE- Lindenwold Boro

Vote for Three

Political Subdivision: Lindenwold

Write-in Name	Machine	Voter Tag
MARK WILSON	25224	XNRFC
MATTHEW MUNKACSY	25224	XNRMX
DARRYL JENKINS	25225	MMHTR
DANIELLE-BOYCHUCK	25225	MMJFZ
RUSH HOLT	25225	MMJTR
LUIS HERNANDEZ	25225	MMJXZ
DONALD TRUMP	25225	XNCFX
HARRY TRUMAN	25225	XNCFX
CORTNEY RICHARDSON	25225	XNCJZ
CORTNEY RICHARDSON	25225	XNCNX
MICHAEL JONES	25225	XNCXR
CORTNEY RICHARDSON	25225	XNCZM
CORTNEY RICHARDSON	25225	XNCZN
CORTNEY-RICHARDSON	25225	XNJJJ
CORTNEY RICHARDSON	25225	XNJJR
DOUGLASS LANG	25225	XNJMJ
CORTNEY RICHARDSON	25225	XNJNF
MARK WILSON	25225	XNJNX
MARK-WILLSON	25225	XNJXR
C RICHARDSON	25225	XNJXT
JAMES MULLER	25225	XNNMF
CHRISTOPHER-FRITZSCHE	25225	XNRFC
JUDITH BUSH	25226	MMHTJ
ANDREW SMITH	25226	XNCMJ
COURTNEY RICHARDSON	25226	XNCTT
ANDY SMITH	25226	XNCXH
ANDREW SMITH	25226	XNHTH
GABRIEL MENDEZ	25226	XNJTN
MICKEY-MOUSE	25226	XNJTZ
DEBORAH MOORE	25226	XNNRX
COURTNEY	25227	MMHXN
COURTNEY-RICHARDSON	25227	MMNRR
AMY SIMPSON	25227	XNCTJ
JOHN SIMPSON	25227	XNCTJ
ANDREW SMITH	25227	XNJHJ
CLINTON	25227	XNJTT
COURTNEY-RICHARDSON	25228	XNCHM
CATHERINE RICHARDSON	25228	XNCJM
SCOTT BLUTH	25228	XNJZT

November 8, 2016

**Personal Choice Detail by Political Subdivision
Camden County**

Local BOE- Lindenwold Boro

Vote for Three

Political Subdivision: Lindenwold

Write-in Name	Machine	Voter Tag
COURTNEY-RICHARDSON	25228	XNNMJ
MARKWILSON	25229	MMHXC
UNKNOWN	25229	XNCCN
JHANA	25229	XNJCJ
DEMARI	25229	XNJCJ
JOE-SMITH	25229	XNJHC
MARK WILSON	25229	XNJNH
DUN	25229	XNNHX
LONNIE WILLIAMS	25230	XNCHR
COURTNEY RICHARDSON	25230	XNCMH
JOHN WOLICK	25230	XNCMR
COURTNEY RICHARDSON	25230	XNCRZ
FRANK DELUCCA	25230	XNHFT
MICHAEL DAVIS	25230	XNJFM
ANDREWSMITH	25230	XNJMN
RENEE-J-EMENECKER	25230	XNNHJ
SEAN MCGAHEY	25547	MMHTC
CATHY-MONCRIEF	25547	MMJFF
CHARLES RILEY	25547	MMJJT
PATRICK COLLINS	25547	XNCFT
NONE	25547	XNJHF
LORRAINE TROCINE	25547	XNJZC
BEN PERLOFF	25547	XNJZH
RON-BURROWS	25547	XNRFH
MATTHEW MAGILL	25548	XNCTR
NA	25548	XNJXJ
PETER BRANDT	25549	MMCRZ
MELANIE HUMMEL	25549	MMHZJ
RONALD W BALEN	25549	XNCFE
RICHARSON	25549	XNCNR
CORTNEY RICHARDSON	25549	XNCXT
RONALD BALEN	25549	XNCZJ
AMY VALENTIN	25549	XNHFN
VIVIAN ROBERTS-WEST	25549	XNJMR
STEPHEN MERRITT	25549	XNJRM
CORTNEY RICHARDSON	25549	XNJXH
BRENDA ROACH	25549	XNNRN
BEAU MILLER	25549	XNRFC
DONALD VERHOORN	25549	XNRRM

November 8, 2016

**Personal Choice Detail by Political Subdivision
Camden County**

Local BOE- Lindenwold Boro

Vote for Three

Political Subdivision: Lindenwold

Write-in Name	Machine	Voter Tag
DONALD VERHOORN	25549	XNRRM
DONALD VERHOORN	25549	XNRRM
AMANDA STEEG	25550	MMHTC
AMANDA STEEG	25550	MMJTN
CORTNEY RICHARDSON	25550	XNCFZ
ANDREW THOMASON	25550	XNCJX
COURTNEY-RICHERDSON	25550	XNCMT
CORTNEYRICHARDSON	25550	XNCTH
AMY VALENTIN	25550	XNCTT
AMY VALENTIN	25550	XNCXH
COURTNEY RICHARDSON	25550	XNCXM
CORTNEY RICHARDSON	25550	XNCZX
CORTNEY RICHARDSON	25550	XNJCN
COURTNEY RICHARDSON	25550	XNJCX
COURTNEY RICHARCHSON	25550	XNJRH
CORTNEY RICHARDSON	25550	XNJXJ
COURTNEY RICHARDSON	25550	XNNHH
CORTNEY RICHARDSON	25551	XNCFR
ANGELIA TUTT	25551	XNCJH
COURTNEY RICHARDSON	25551	XNCJJ
MICHAEL-VESELSKY	25551	XNJCH
ANDREW SMITH	25551	XNJNN
MCCUE	25551	XNJXH
CATHY MONCRIEF	25551	XNRFC
NONE	25551	XNRMT
ALI	25552	XNCXH
J	25552	XNCZJ
MARK WILSON	25552	XNJCR
MARK WILSON	25552	XNRMT
SAMANTHA WAGNER	25554	MMHXH
COURTNEYRICHARDSON	25554	XNCNH
BILL-JOHNSON	25554	XNHFH
NICK TAMPANELLI	25554	XNJFF
MARK-WILSON	25554	XNJRX
VINCENT MANCO JR	25554	XNJZH
DAVID OSMER	25554	XNJZZ
NONE	25554	XNNCM
DAVID GORGOS	25554	XNRFN
TROY JURIMAS	25554	XNRMT

November 8, 2016

**Personal Choice Detail by Political Subdivision
Camden County**

Local BOE- Lindenwold Boro

Vote for Three

Political Subdivision: Lindenwold

Write-in Name	Machine	Voter Tag
CORTNEY RICHARDSON	25555	XNCCF
MICHAEL DAVIS	25555	XNCJH
JOE HAMMELL	25555	XNCMX
ALEATHIA SMITH	25555	XNCTM
ARLEATHIA SMITH	25555	XNCZF
MARK WILSON	25555	XNHFH
COURTNEY RICHARDSON	25555	XNHTC
ALETHIA SMITH	25555	XNJHN
GOVAN ONGORO	25555	XNJMH
JOHN GREGA	25555	XNJRN
ALENTHA SMITH	25555	XNNCM
CORTNEY-RICHARDSON	25555	XNNMH
KEN RISLEY	25555	XNRFC
LAYACHI LAHMIM	25761	XNCCF
CORTNEY-RICHARDSON	25761	XNCCX
CORTNEY RICHARDSON	25761	XNCCZ
SCOTT BLUTH	25761	XNJFC

Lindenwold Council UNEX

Vote For One

Political Subdivision: Lindenwold

Write-in Name	Machine	Voter Tag
ASAAD BRYANT	25223	MMHXM
FRANK GUENTHER	25223	XNCMJ
GEORGE BUSH	25225	XNCFX
ANDREW SMITH	25226	XNHHTH
JEFF-LINK	25227	XNCRC
OMARI BERFET	25229	XNJCJ
FRANK CAVALLARO	25547	MMJJT
BEN PERLOFF	25547	XNJZH
DONALD VERHOORN	25549	XNRRM
NICK TIMPANELLI	25554	XNJFF
DAVID OSMER	25554	XNJZZ
DAVID GORGOS	25554	XNRFN
HARAMBE	25555	XNCTC

November 8, 2016

**Personal Choice Detail by Political Subdivision
Camden County**

Magnolia Council

Vote for Two

Political Subdivision: Magnolia

Write-in Name	Machine	Voter Tag
MICHAEL BRENNAN	25233	XNRFN
CHARLES FALCK	25234	XNCFC
JAMES P. SULLIVAN	25234	XNJRZ
ROBIN WILLIAMS	25234	XNJRZ
MICHAEL BRENNAN	25556	XNCFF
JESUS	25556	XNCNN
NOT A DEMOCRAT	25556	XNCNN
ANYONE	25556	XNCRH
ANYONE	25556	XNCRH
NICK DAMICO	25556	XNNHH
CREEDON	25557	XNJFR
MITH	25557	XNJFR
PRISCILLA-LANZA	25557	XNJMC
MELVIN-CLARK	25557	XNJMC
MICHAEL BRENNAN II	25557	XNJZC
DAN CORRIGAN	25557	XNNHT
DAN CORRIGAN	25557	XNNHT
DILLON	25558	XNCHH
ED-HOBAN	25559	MMHXR
JOHN NECKONCHUK	25559	XNNHT
JOHN NECKONCHUK	25559	XNNHT

Sterling Regional BOE- Magnolia Boro UNEX

Vote for One

Political Subdivision: Magnolia

Write-in Name	Machine	Voter Tag
VINCE SCIALABBA	25233	XNCJF
JOHN-SMITH	25233	XNCRR
KEN CARMAN	25233	XNJCX
KEN CARMAN	25233	XNJCZ
CARMAN,KEN	25234	XNCJC
KEN CARMEN	25234	XNHFC
KATIE ECKERT	25234	XNHTM
KEN CARMEN	25234	XNNCH
LANCE R EVANS	25234	XNNHF
ROBERT SIMONE	25557	XNHFF
ONEES	25557	XNJFR
DAN CORRIGAN	25557	XNNHT

November 8, 2016

Personal Choice Detail by Political Subdivision
Camden County

Sterling Regional BOE- Magnolia Boro UNEX

Vote for One

Political Subdivision: Magnolia

Write-in Name	Machine	Voter Tag
VOID	25558	XNCJM
KEN CARMAN	25558	XNCZX
KEN CARMAN	25559	XNCMN

Local BOE-Magnolia Boro

Vote for Three

Political Subdivision: Magnolia

Write-in Name	Machine	Voter Tag
CARMAN,KEN	25234	XNCJC
KEN CARMEN	25234	XNHFC
LANCE R EVANS	25234	XNNHF
LANCE R EVANS	25234	XNNHF
LANCE R EVANS	25234	XNNHF
ROBERT SIMONE	25557	XNHFF
ROBERT SIMONE	25557	XNHFF
ROBERT SIMONE	25557	XNHFF
DAN CORRIGAN	25557	XNNHT
DAN CORRIGAN	25557	XNNHT
DAN CORRIGA	25557	XNNHT

Merchantville Council

Vote for Two

Political Subdivision: Merchantville

Write-in Name	Machine	Voter Tag
REPP	25235	MMJFH
REP	25235	MMJFH
MONICA SOHLER	25235	XNCFT
NONE	25235	XNCTX
NONE	25235	XNCTX
MICHAEL MORAN	25236	XNCFZ
MALIA MORAN	25236	XNCFZ
IAN-SONTAG	25236	XNJTC
PAUL FISCHER	25237	XNJFZ
UNOPPOSED-UNDEMOCRATIC	25237	XNJHX
YANNI	25237	XNJHX
HILERY	25237	XNJHZ
BEN DOVER	25237	XNJRF

November 8, 2016

Personal Choice Detail by Political Subdivision
Camden County

Merchantville Council
Vote for Two

Political Subdivision: Merchantville

Write-in Name	Machine	Voter Tag
IMA HOGG	25237	XNJRF
NO PERNO	25237	XNJRT
WOODEN SWAN CORNNELL	25560	MMCRX
BLUE DUCK CORNNELL	25560	MMCRX
TRUMP	25560	MMHZJ
GANDALF	25560	XNCFZ
GAFFER	25560	XNCFZ
MARC CARCANAGUC	25560	XNJCM
JOHN MAHALCHIK	25560	XNJHH
HENRY MCBRIDE	25560	XNJHH
ERIC BENJAMIN	25560	XNJJF
HARRY DAVIS	25562	XNCFZ
HARRY DAVIS	25562	XNCFZ

Local BOE-Merchantville UNEX
Vote for one

Political Subdivision: Merchantville

Write-in Name	Machine	Voter Tag
NEED-LIMITS	25235	MMJFH
GINA-ADAMS	25235	XNCHR
DEAN-WILSON	25235	XNCXH
IAN-SONTAG	25236	XNJTC
BRIAN YAN	25237	XNCCZ
PAUL FISCHER	25237	XNJFZ
ELMO	25237	XNJHX
DEAD WOOD	25237	XNJRF
LADDER IN CORNNELL LIVRM	25560	MMCRX
NO	25560	XNHTH
STINE	25560	XNJHX
NOT LEE PLENN	25560	XNJJF
KEVIN IMPELLIZERI	25562	XNRRM

Local BOE- Merchantville Boro
Vote for Three

Political Subdivision: Merchantville

Write-in Name	Machine	Voter Tag
DEAN-WILSON	25235	XNCXH

November 8, 2016

**Personal Choice Detail by Political Subdivision
Camden County**

Local BOE- Merchantville Boro

Vote for Three

Political Subdivision: Merchantville

Write-in Name	Machine	Voter Tag
OOO	25237	XNCMX
JOE JACKWAGON	25237	XNJRF
BEN DOVER	25237	XNJRF
ANITA MANN	25237	XNJRF
FIEDLER DANIEL	25237	XNJXJ
ANY IDIOT NOT RUNNING	25560	MMCRX
ANY DECLARED INCOMPETENT	25560	MMCRX
ANY CORPSE BETTER THAN	25560	MMCRX

Local BOE- Mt Ephraim Boro

Vote for Three

Political Subdivision: Mt Ephraim

Write-in Name	Machine	Voter Tag
BRIAN-CAVALARO	25238	XNJCN
JOE MACMAHON	25238	XNJMN
SHANNON MORGAN-PELOSI	25238	XNNMJ
KIRK-HEHL	25241	XNJCN
GEORGE GIES	25241	XNNRN
BRIAN	25563	XNCZH
CAROL HEALD	25564	XNHFZ
CAROL HEALD	25564	XNHFZ
CAROL HEALD	25564	XNHFZ
SAM KEATING	25564	XNJZM
BRIAN CAVALLARO	25564	XNNMX
DIMITRI	25565	XNCFF
DIMITRI	25565	XNCFF
DIMITRI	25565	XNCFF
MICHELE-CANNADY	25565	XNCZC
DENA-NOONAN	25565	XNCZC
JOE-MCMAHON	25565	XNCZX
MAX-VIVES	25565	XNCZX
JOE-MCMAHON	25565	XNCZX
KIRK HEHL	25566	XNCTX
ROBRT-MASSARO	25566	XNJZT
MONIQUE-MASARO	25566	XNJZT
CALHOUN	25695	XNCCX
BRIAN CAVALLARO	25695	XNJFF

November 8, 2016

**Personal Choice Detail by Political Subdivision
Camden County**

Oaklyn Council

Vote for Two

Political Subdivision: Oaklyn

Write-in Name	Machine	Voter Tag
LOU KLEIN	25242	XNCRX
DAN KLEIN	25242	XNCRX
JIM RAFFERTY	25244	XNCCZ
JIM RAFFERTY	25244	XNCCZ
MYA-CUNT	25244	XNCFX
FUCK-EGAN	25244	XNCFX
JIM RAFFERTY	25244	XNJHC
JAMES RAFFERTY	25244	XNJRN
JACK MOORE	25244	XNJRJ
JERRY EZEKIEL	25244	XNNMC
AMY EZEKIEL	25244	XNNMC
JAMES RAFFERTY	25244	XNNRH
JAMES RAFFERTY	25245	XNCCX
JAMES RAFFERTY	25245	XNCJJ
JAMES RAFFERTY	25245	XNCJJ
JIM RAFFERTY	25245	XNCMJ
GERRY DAVIDSON	25245	XNHFH
RAFERTY	25245	XNHTZ
DAVDSON	25245	XNHTZ
TOM-MULHOLLAND	25245	XNJCZ
JIM,RAFERTY	25245	XNJZN
JIM RAFFERTY	25245	XNRFJ
JIM RAFFERTY	25245	XNRFJ
GENE FERGUSON	25245	XNRMX
ALEX-MAZELLA	25567	XNCRN
JIM RAFFERTY	25568	XNCTM
SARAH CAIRNS	25568	XNRRR
JAMES RAFFERTY	25569	XNCCH
JAMES RAFFERTY	25569	XNCCH
JAMES RAFFERTY	25569	XNCJJ
JAMES-RAFERTY	25569	XNJFJ
JAMES RAFFERTY	25569	XNJFZ
JAMESRAFFERTY	25569	XNJFZ
JAMES RAFFERTY	25569	XNJHF
JAMES RAFFERTY	25569	XNJHN
MIKE ENOS	25569	XNJHN
AAA	25569	XNJTN
JACK MOORE	25569	XNNHR
NOT FORBES	25569	XNNHR

November 8, 2016

**Personal Choice Detail by Political Subdivision
Camden County**

Oaklyn Council

Vote for Two

Political Subdivision: Oaklyn

Write-in Name	Machine	Voter Tag
JEN DIMARCO	25569	XNNMN
STEVEN CELLINI	25569	XNNRM
COLLEEN CELLINI	25569	XNNRM
KEVIN MORAN	25569	XNRFX
GERALD DAVIDSON	25570	XNCNJ
JAMES RAFFERTY	25570	XNCNJ
SKANKHUNT	25570	XNCZX
MICKEY MOUSE	25570	XNCZX
JAMES RAFFERTY	25570	XNCZZ
JAMES RAFFERTY	25570	XNCZZ
JAMES RAFFERTY	25570	XNHTZ
JAMES RAFFERTY	25570	XNHTZ
KAYLAN DIAMOND	25570	XNJNT
KAYLAN DIAMOND	25570	XNJNT
JIM RAFFERTY	25570	XNJXM
JIM RAFFERTY	25570	XNJXM
RAFFERTY	25570	XNJZT
RAFFERTY	25570	XNJZT
PAT RAFFERTY	25570	XNNHH
JAMES RAFFERTY	25570	XNNHM
JAMES RAFFERTY	25570	XNNHM
JIMRAFFERTY	25570	XNNRF
JIMRAFFERTY	25570	XNNRF
GENE FERGUSON	25570	XNRMZ

Local BOE- Oaklyn Boro

Vote for Three

Political Subdivision: Oaklyn

Write-in Name	Machine	Voter Tag
SKWRONEK	25243	XNCTH
CUNT FACE	25244	XNCFX
DIRTWOLF	25244	XNJRC
DIOIO	25244	XNNHX
AMY EZEKIEL	25244	XNNMC
ROBERT SKOWRNEK	25245	XNCJJ
GENE FERGUSON	25245	XNRMX
GABRIELLE TRIMBACH	25245	XNRMX
ADAM SHERR	25245	XNRMX

November 8, 2016

Personal Choice Detail by Political Subdivision
Camden County

Local BOE- Oaklyn Boro

Vote for Three

Political Subdivision: Oaklyn

Write-in Name	Machine	Voter Tag
KYLE COSTILL	25567	XNCFH
JOHN BERRY	25567	XNCMR
ALEX-MAZELLA	25567	XNCRN
NANCY MCGREGOR	25567	XNJHN
ADAM SHERR	25567	XNJHN
MICKEY MOUSE	25567	XNJTF
TIMFARROW	25567	XNNCC
KYLE COSTILL	25567	XNNCN
FRED-BARTLING	25568	XNJTZ
SARAH CAIRNS	25568	XNRRR
JAMES RAFFERTY	25569	XNCRZ
KEVIN MORAN	25569	XNRFX
SKYNET	25570	XNCZX
LUKE SKYWALKER	25570	XNCZX
KTHULU	25570	XNCZX
KAYLAN DIAMOND	25570	XNJNT
KAYLAN DIAMOND	25570	XNJNT
KAYLAN DIAMOND	25570	XNJNT
RALPH BARNWELL	25570	XNJRC
DORMAN CAMDEN	25570	XNJRC
DENNIS ROONEY	25570	XNJRC
GABRIELLE TRIMBACH	25570	XNRMZ
ADAM SHERR	25570	XNRMZ

Pennsauken Twp. Committee

Vote for One

Political Subdivision: Pennsauken

Write-in Name	Machine	Voter Tag
WILLIAM FINNEGAN	25246	XNCCN
WILLIAM FINNEGAN	25246	XNCHM
WILLIAM-FINNIGAN	25246	XNCRN
WM.FINNEGAN	25246	XNCXH
WILLIAM-FINNEGAN	25246	XNCXR
WILLIAM FINNEGAN	25246	XNJCX
WILLIAM FINNEGAN	25246	XNJJT
WILLIAM FINNEGAN	25246	XNJNZ
WILLIAM FINNEGAN	25246	XNJTT
WILLIAM-FINNEGAN	25246	XNJXH

November 8, 2016

**Personal Choice Detail by Political Subdivision
Camden County**

Pennsauken Twp. Committee

Vote for One

Political Subdivision: Pennsauken

Write-in Name	Machine	Voter Tag
WILLIAM-FINNAGAN	25246	XNJZC
WILLIAM FINNEGAN	25246	XNNCC
WILLIAM FINNEGAN	25246	XNNHZ
FINNIGAN	25247	MMCFR
DENNISCOWGILL	25247	MMCFZ
WILLIAM-FINNEGAN	25247	MMCXH
WILLIAM FINNEGAN	25247	MMCXN
WILLIAM FINNEGAN	25247	MMCZM
WILLIAM FINNEGAN	25247	MMHFH
WILLIAM FINNEGAN	25247	MMHNZ
WILLIAM FINNEGIN	25247	MMJMX
WILLIAM FINNEGAN	25247	MMJNC
WILLIAM FINNEGAN	25247	MMJTN
WILLIAM FINNEGAN	25247	MMJXT
WILLIAM FINNEGAN	25247	XNCMM
WILLIAM-FINNEGAN	25247	XNJFJ
WILLIAM FINNEGAN	25247	XNJJJ
WILLIAM FINIGAN	25247	XNNHN
WILLIAM-FINNEGAN	25247	XNNMZ
WILLIAM-FINNAGAN	25248	MMHXF
WILLIAM FINNEGAN	25248	XNCHC
WILLIAM FINNEGAN	25248	XNCJF
WILLIAM FINNEGAN	25248	XNCJN
WILLIAM FINNEGAN	25248	XNCNZ
WILLIAM FINNEGAN	25248	XNCRF
WILLIAM-FINNEGAN	25248	XNCRH
WILLIAM-FINNEGAN	25248	XNCTF
WILLIAM FINNEGAN	25248	XNCTJ
WILLIAM FINNEGAN	25248	XNCXR
WILLIAM FINNEGAN	25248	XNCZF
WILLIAM FINNEGAN	25248	XNCZZ
WILLIAM FINNEGAN	25248	XNHTM
WILLIAMFINNEGAN	25248	XNHTZ
WILLIAM FINNEGAN	25248	XNJCF
WILLIAM FINNEGAN	25248	XNJCJ
WILLIAM FINNEGAN	25248	XNJCM
WILLIAM FINNEGAN	25248	XNJFM
FINNEGAN	25248	XNJHH
WILLIAM FINNEGAN	25248	XNJHJ

November 8, 2016

**Personal Choice Detail by Political Subdivision
Camden County**

Pennsauken Twp. Committee

Vote for One

Political Subdivision: Pennsauken

Write-in Name	Machine	Voter Tag
WILLIAM FINNEGAN	25248	XNJHN
WILLIAN FINNEGAN	25248	XNJHR
WILLIAM FINNEGAN	25248	XNJJT
WILLIAM FINNEGAN	25248	XNJNH
WILLIAM FINNEGAN	25248	XNJRT
WILLIAM FINNIGAN	25248	XNJRX
FINNEGAN	25248	XNJTJ
WILLIAM-FINNEGEN	25248	XNJTM
WILLIAM FINNIGAN	25248	XNJTZ
WILLIAM FINNEGAN	25248	XNJXN
WILLIAMFINNEGAN	25248	XNJZC
WILLIAM FINNEGAN	25248	XNNMM
WILLIAM FINNEGAN	25248	XNNRC
WILLIAW FINNEGAN	25248	XNRFC
WILLIAM FINNEGAN	25248	XNRFH
WILLIAM FINNEGAN	25248	XNRFX
WILLIAM-FINNEGAN	25248	XNRMF
WILLIAM FINNEGAN	25249	MMHTN
WILLIAM FINNEGAN	25249	MMHXC
WILLIAM FINNEGAN	25249	MMJTT
WILLIAM FINNEGAN	25249	MMNRM
WILLIAM FINNEGAN	25249	XNCFN
WILLIAM FINNEGAN	25249	XNCTC
WILLIAM FINNEGAN	25249	XNJHH
WILLIAM FINNEGAN	25249	XNJZR
JAMESFINNEGAN	25249	XNJZZ
WILLIAM FINNEGAN	25249	XNNHH
WILLIAM-FINNEGAN	25250	XNCCR
TIMOTHY BAKER	25250	XNCFR
BILL FLINNGAN	25250	XNCHJ
STEVE-KANE	25250	XNCHN
WILLIAM FINNEGAN	25250	XNCJZ
CLARK THOMSON	25250	XNCMT
WILLIAM FINNEGAN	25250	XNCRC
WILLIAM FINNEGAN	25250	XNCRF
WILLIAM-FINNEGAN	25250	XNCRX
WILLIAM FINNEGAN	25250	XNCTJ
WILLIAM-FINNEGAN	25250	XNHFC
WILLIAM-	25250	XNHFR

November 8, 2016

**Personal Choice Detail by Political Subdivision
Camden County**

Pennsauken Twp. Committee

Vote for One

Political Subdivision: Pennsauken

Write-in Name	Machine	Voter Tag
WILLIAM FINNEGAN	25250	XNHTT
WILLIAM FINNEGAN	25250	XNJFN
WILLIAM FINNEGAN	25250	XNJRH
WILLIAM FINNAGAN	25250	XNJRJ
WILLIAM FINNEGAN	25250	XNJRX
WILLIAM FINNEGAN	25250	XNJRZ
WILLIAM FINNEGAN	25250	XNJZF
WILLIAM FINNEGAN	25250	XNNCC
WILLIAM FINNEGAN	25250	XNNHZ
WILLIAM FINNEGAN	25250	XNRFC
WILLIAM FINNEGAN	25250	XNRFJ
WILLIAM FINNEGAN	25250	XNRFN
MICHAEL-FINNEGAN	25250	XNRFX
WILLIAM-FINNEGAN	25250	XNRMF
WILLIAM FINNEGAN	25250	XNRMZ
WILLIAW FINNEGAN	25251	MMHXJ
WILLIAM FINNEGAN	25251	MMNMC
FINNAGAN	25251	XNCCC
WILLIAM FINNEGAN	25251	XNCCF
WILLIAM FINNIGAN	25251	XNCFX
FINNEGAAN	25251	XNCHH
WILLIAM FINNEGAN	25251	XNCHZ
WILLIAM FINNAGAN	25251	XNCJC
WILLIAM FINNEGAN	25251	XNCJJ
WILLIAM FINIGAN	25251	XNCJM
WILLIAM FINNEGAN	25251	XNCMJ
WILLIAM FINNEGAN	25251	XNCNC
FINNAGAN	25251	XNCNJ
WILLIAM-FINNEGAN	25251	XNCRZ
WILLIAM FINNEGAN	25251	XNCTH
WILLIAM FINNEGAN	25251	XNCXX
WILLIAM FINNEGAN	25251	XNHTJ
WILLIAM-FINNEGAN	25251	XNHTM
WILLIAM FINNEGAN	25251	XNHTR
WILLIAM FINNEGAN	25251	XNJCH
WILLIAM FINNEGAN	25251	XNJCM
WILLIAM FINNEGAN	25251	XNJCN
WILLIAMFINNEGAN	25251	XNJCT
WILLIAM FINNEGAN	25251	XNJFC

November 8, 2016

**Personal Choice Detail by Political Subdivision
Camden County**

Pennsauken Twp. Committee

Vote for One

Political Subdivision: Pennsauken

Write-in Name	Machine	Voter Tag
FINNEGAN	25251	XNJHM
WILLIAM-FINNEGAN	25251	XNJJC
WILLIAM FINNEGAN	25251	XNJJT
WILLIAM FINNEGAN	25251	XNJJX
WILLIAMFINNEGAN	25251	XNJMZ
WILLIAM FINNEGAN	25251	XNJNR
WILLIAM FINNEGAN	25251	XNJRN
WILLIAM FINNIGAN	25251	XNJTX
WILLIAM FINNEGAN	25251	XNJXT
WILLIAM FINNEGAN	25251	XNJZR
ANYONE ELSE	25251	XNNHT
WILLIAM FINNEGAN	25251	XNNMJ
FERGUSON	25251	XNNRH
WILIAM FINNIGAN	25251	XNNRM
WILLIAM FINNEGAN	25251	XNRFJ
WILLIAM FINNEGAN	25252	MMHTN
WILLIAW FINNEGAN	25252	MMHTZ
WILLIAM-FINNEGAN	25252	MMHXR
WILLIAM FINNEGAN	25252	MMJFF
WILLIAM FINNEGAN	25252	MMJFJ
WILLIAM FINNAGEN	25252	MMJXC
WILLIAM FINNEGAN	25252	MMNMC
WILLIAM FINNEGAN	25252	MMNMR
WILLIAM FINNEGAN	25252	MMNMX
WILLIAM-FINNEGAN	25252	XNCCR
WILLIAM FINNEGAN	25252	XNCCX
WILLIAM FINNEGAN	25252	XNCFR
FINNEGAN	25252	XNCHN
FINNEGAN	25252	XNCHX
WILLIAM FINNEGAN	25252	XNCMN
W. FINNEGAN	25252	XNCRH
WILLIAM FINNEGAN	25252	XNCRR
W. FINNEGAN	25252	XNCRT
WILLIAM FINNEGAN	25252	XNCRX
WILLAM FINNEGAN	25252	XNCZT
TOM LINEMAN	25252	XNHFC
WILLIAM FINNEGAN	25252	XNHTN
WILLIAM FINNEGAN	25252	XNHTR
FINNEGAN	25252	XNJCJ

November 8, 2016

**Personal Choice Detail by Political Subdivision
Camden County**

Pennsauken Twp. Committee

Vote for One

Political Subdivision: Pennsauken

Write-in Name	Machine	Voter Tag
WILLIAM FINNEGAN	25252	XNJCN
WILLAM FINNEGAN	25252	XNJFN
WILLIAW FINNEGAN	25252	XNJHT
WILLIAM FINNEGAN	25252	XNJHZ
WILLAM FINNEGAN	25252	XNJJC
FINNEGAN	25252	XNJRH
WILLIAM FINNEGAN	25252	XNJTC
WILLIAM FINNEGAN	25252	XNJXM
WILLIAM FINNEGAN	25252	XNJZC
WILLIAM FINNIGAN	25252	XNJZR
WILLIAM FINNEGAN	25252	XNJZZ
WILLIAM FINNEGAN	25252	XNNCC
FINNEGAN	25252	XNNHC
WILLIAM FINIGAN	25252	XNNMJ
WILLIAM-FINNEGAN	25252	XNNMN
WILLIAM FINNEGAN	25252	XNRMX
WILLIAM FINNEGAN	25253	MMHXN
WILLIAM FINNEGAN	25253	MMNMF
WILLIAM FINNEGAN	25253	MMNRM
ILLIAN FINNEGAN	25253	XNCCZ
WLLIAM FINNEGAN	25253	XNCFH
WILLIAM FINNEGAN	25253	XNCFN
WILLIAM FINNEGAN	25253	XNCFZ
WILLIAM FINNEGAN	25253	XNCJZ
WILLIAM FINNEGAN	25253	XNCNT
WILLIAM FINNEGAN	25253	XNCRF
WILLAM-FINNEGAN	25253	XNCTN
WILLIAMFINNEGAN	25253	XNCXM
WILLIAM FINNIGAN	25253	XNHFJ
WILLIAM FINNEGAN	25253	XNHFM
WILLIAM FINNEGAN	25253	XNHTN
RONALD DRUMMOND	25253	XNJCZ
WILLIAM FINNEGAN	25253	XNJFJ
WILLIAM FINNEGAN	25253	XNJJJ
WILLIAM-FINNEGAN	25253	XNJRT
WILLIAM FINNAGIN	25253	XNJZN
FINAGAN	25253	XNNHF
CYRIL	25253	XNNMH
WILLIAM-FINNEGAN	25253	XNNMT

November 8, 2016

**Personal Choice Detail by Political Subdivision
Camden County**

Pennsauken Twp. Committee

Vote for One

Political Subdivision: Pennsauken

Write-in Name	Machine	Voter Tag
BILLFININGAN	25254	XNCCR
WILLIAM-FNNEQAN	25254	XNCFH
WILLIAM-FINNEGAN	25254	XNCFM
WILLIAM-FINNEGAN	25254	XNCHM
WILLIAM FINNEGAN	25254	XNCRN
WILLIAM FINNEGAN	25254	XNHFR
STEVE DAIDONE	25254	XNJFM
WILLIAM FINNEGAN	25254	XNJHH
WILLIAM FINNEGAN	25254	XNJHR
WILLIAM FINNEGAN	25254	XNJRN
WILLIAM FINNEGAN	25254	XNJRR
WILLIAM FINNEGAN	25254	XNJTT
WILLIAM-FINNEGEN	25254	XNJZZ
WILLIAM FINNEGAN	25254	XNNHT
WILLIAM-FINNEGAN	25254	XNNMM
WILLIAM FINNEGAN	25255	XNCCZ
FINNEGAN	25255	XNCFH
WILLIAM FIGGIGAN	25255	XNCTJ
FINNIGAN	25255	XNCXM
WILLIAMFINNEGAN	25255	XNHFN
WILLIAM FINNEGAN	25255	XNHTM
WILLIAM FINNIGAN	25255	XNJCF
WILLIAM FINNEGAN	25255	XNJHR
WILLIAM FINNIGAN	25255	XNJMH
FINNEGAN	25255	XNJTT
WILLIAMFENNEGAN	25255	XNNMZ
WILLIAM FINEGAN	25255	XNNRN
WILLIAM FINNEGAN	25255	XNRFN
WILLIAM FINNEGAN	25255	XNRFX
WILLAM-FINNEGAN	25255	XNRMX
WILLIAM FINNEGAN	25255	XNRRM
WILLIAM FINNEGAN	25256	MMHNX
WILLIAM FINNEGAN	25256	MMHXM
WILLIAM FINNEGAN	25256	MMJFX
WILLIAM FINNIGAN	25256	MMJTF
WILLIAN FINNEGAN	25256	MMNMC
WILLIAM FINNEGAN	25256	MMNMN
WILLIAM-FINNEGAN	25256	XNCCH
WILLIAW-FINNEGAN	25256	XNCCM

November 8, 2016

**Personal Choice Detail by Political Subdivision
Camden County**

Pennsauken Twp. Committee

Vote for One

Political Subdivision: Pennsauken

Write-in Name	Machine	Voter Tag
WILLIAM FINNEGAN	25256	XNCFC
WILLIAM FINNEGAN	25256	XNCHM
WILLIAM FINNEGAN	25256	XNCJM
WILLIAM-FINNEGAN	25256	XNCMN
RYAN WEID	25256	XNCRJ
WILLIAM FINNEGAN	25256	XNCRT
WILLIAM FINNEGAN	25256	XNCTF
WILLIAM-FINNEGAN	25256	XNCTJ
WILLIAM FINNEGAN	25256	XNCTR
FINNEGAN	25256	XNCXT
WILLIAM FINNEGAN	25256	XNCZZ
FINNEGAN	25256	XNJCT
WILLIAM FINNEGAN	25256	XNJFJ
WILLIAM FINNIGAN	25256	XNJFN
WILLIAM SLATTERY	25256	XNJHC
WILLIAM-FINNEGAN	25256	XNJMF
WILLIAMFINNEGAN	25256	XNJNR
WILLIAM FINNEGAN	25256	XNJRC
WILLIAM FINNAGAN	25256	XNJRM
WILLIAM FINNIGAN	25256	XNJRR
WILLIAMFINNEGAN	25256	XNJRT
WILLIAM FINNEGAN	25256	XNJRJ
WILLIAM FINNEGAN	25256	XNNHR
WILLIAM FINNEGAN	25256	XNNRF
WILLIAM-FINNEGAN	25257	XNCCZ
WILLIAM FINNEGAN	25257	XNCHJ
WILLIAM FINNEGAN	25257	XNCNT
WILLIAMFINNEGIN	25257	XNCRT
WILLIAM FINNEGAN	25257	XNCRZ
WILLIAM FINNIGAN	25257	XNCTC
WILLIAM FINNEGAN	25257	XNCTF
FINNEGAN	25257	XNCTM
WILLIAM FINNEGAN	25257	XNCZN
WILLIAM FINNEGAN	25257	XNJCJ
WILLIAM FINNEGAN	25257	XNJCN
WILLIAM-FINNEGAN	25257	XNJFF
WILLIAM FINNEGAN	25257	XNJFX
WILLIAM FINNEGAN	25257	XNJHR
WM. FINNIGAN	25257	XNJMC

November 8, 2016

**Personal Choice Detail by Political Subdivision
Camden County**

Pennsauken Twp. Committee

Vote for One

Political Subdivision: Pennsauken

Write-in Name	Machine	Voter Tag
WILLIAMFINNEGAN	25257	XNJMZ
WILLIAM FINNEGAN	25257	XNJRT
WILLIAM FINNEGAN	25257	XNNRJ
WILLIAM FINNEGAN	25257	XNRFC
WILLIAM-FINNEGAN	25258	XNCCX
BILL-FINNIGAN	25258	XNCFC
FINNGAN	25258	XNCFN
WILLIAM FINNEGAN	25258	XNCHC
WILLIAM FINNEGAN	25258	XNCHH
WILLIAMFINNEGAN	25258	XNCHJ
WILLIAM-FINNEGAN	25258	XNCHN
WILLIAM FINNEGAN	25258	XNCHT
WILLIAM FINNEGAN	25258	XNCJM
WILLIAM FINNEGAN	25258	XNCJZ
WILLIAM FINNEGAN	25258	XNCMR
WILLIAM FINNEGAN	25258	XNCNT
WILLIAM FINNEGAN	25258	XNCRJ
WILLIAM-FINNIGAN	25258	XNCRT
WILLIAM FINEGAN	25258	XNCTF
WILLIAM FINNEGAN	25258	XNCTR
WILLIAM FINNEGAN	25258	XNCXT
WILLIAM FINNEGAN	25258	XNCZF
WILLIAAFINNEGAN	25258	XNCZH
WILLIAM FINNEGAN	25258	XNHFM
WILLIAM FINNAGAN	25258	XNHFN
WILLIAM FINNEGAN	25258	XNJCC
WILLIAM FINNEGAN	25258	XNJCJ
WILLIAM FINNEGAN	25258	XNJFJ
WILLIAM FINNEGAN	25258	XNJHH
WILLIAM FINNEGAN	25258	XNJHN
WILLIAM FINNEGAN	25258	XNJHR
FINNEGAN	25258	XNJMN
WILLIAM FINNEGAN	25258	XNJXH
WILLIAW FINNAGEN	25258	XNJXR
WILLIAMFINNEGAN	25258	XNJXZ
WILLIAM FINNEGAN	25258	XNJZF
WILLIAM FINNEGAN	25258	XNJZM
WILLIAM FINNEGAN	25258	XNJZN
WILLIAM FINNEGAN	25258	XNJZR

November 8, 2016

**Personal Choice Detail by Political Subdivision
Camden County**

Pennsauken Twp. Committee

Vote for One

Political Subdivision: Pennsauken

Write-in Name	Machine	Voter Tag
WILLIAM FINNEGAN	25258	XNJZT
BRIAN FILACHEK	25258	XNNHZ
WILLIAM FINNEGAN	25258	XNNMF
WILLIAM FINNEGAN	25258	XNNRF
WILLIAM FINNEGAN	25258	XNNRR
WILLIAM FINNEGAN	25258	XNNRX
DOUGHERTY	25258	XNRRM
WILLIAM-FINNAGEN	25259	MMNMF
WILLIAMFINNEGAN	25259	XNCFJ
WILLIAM FINNEGAN	25259	XNCHN
WILLIAM FINNEGAN	25259	XNCHX
WILLIAM FINNEGAN	25259	XNCMC
WILLIAM FINNEGAN	25259	XNCMH
WILLIAM FINNAGAN	25259	XNCNJ
WILLIAM FINNEGAN	25259	XNCRR
WILLIAM FINNEGAN	25259	XNCTN
FINNEGAN	25259	XNCXX
WILLIAM FINNEGAN	25259	XNJFH
BILL FINNEGAN	25259	XNJFJ
WILLIAM FINNEGAN	25259	XNJFZ
WILLIAM FINNAGIN	25259	XNJHF
WILLIAM FINNEGAN	25259	XNJHM
WILLIAM FINNIGAN	25259	XNJHR
WILLIAM FINNEGAN	25259	XNJMX
FINAGAN	25259	XNJNT
WILLIAM FINNEGAN	25259	XNJRC
FINNEGAN	25259	XNJRF
WILLIAM FINNEGAN	25259	XNJRH
WILIAM-FINNAGAN	25259	XNJTZ
WILLIAM--FINNEGAN	25259	XNJXT
WILLIAM FINNEGAN	25259	XNJXZ
WILLIAM FINNEGAN	25259	XNJZC
WILLIAM FINNEGAN	25259	XNJZF
WILLIAM FINNEGAN	25259	XNJZZ
WILLIAM FINNEGAN	25259	XNNCJ
WILLAM-FINNEGAN	25259	XNNRN
WILLIAM FINNIGAN	25260	XNCFM
WILLIAM FINNEGAN	25260	XNCHZ
WILLIAM FINNEGAN	25260	XNCMC

November 8, 2016

**Personal Choice Detail by Political Subdivision
Camden County**

Pennsauken Twp. Committee

Vote for One

Political Subdivision: Pennsauken

Write-in Name	Machine	Voter Tag
WILLAM FINNEGAN	25260	XNCRT
FINNEGAN	25260	XNCXT
FINNEGAN	25260	XNCZN
WILLIAM FINNEGAN	25260	XNHFM
WILLIAM FINNEGAN	25260	XNHTR
WILLIAM FINNEGAN	25260	XNJCT
WILLIAM FINNEGAN	25260	XNJMR
FINNIGAN	25260	XNJNJ
WILLIAM FINNEGAN	25260	XNJNT
WILLIAM FINNEGAN	25260	XNJNZ
WILLIAM FINNEGAN	25260	XNJRC
WILLIAMFINNAGAN	25260	XNJZF
WILLIAM-FINNEGAN	25260	XNNMH
WILLIAM FINNEGAN	25260	XNNMX
WILLIAM FINNEGAN	25260	XNRFN
WILLIAM FINNEGAN	25261	XNCHZ
WILLIAM FINNAGAN	25261	XNNHX
WILLIAM FINNEGAN	25261	XNNRX
WILLIAM-FINNEGAN	25262	MMHXF
JOSH DOUGHERTY	25262	XNCCH
WILLIAM FINNIGAN	25262	XNCMX
WILLIAMFINNEGGAN	25262	XNCNZ
WILLIAM FINNIGAN	25262	XNHFM
WILLIAM FINNEGAN	25262	XNHTN
WILLIAM FINNEGAN	25262	XNJFZ
WM FINNEGAN	25262	XNJHC
WILLIAM FINNEGAN	25262	XNJHN
PETER-CARUSO	25262	XNJHR
WILLIAM-FINNEGAN	25262	XNJJZ
WILLIAM-FINNEGAN	25262	XNJMN
WILLIAM-FINNEGAN	25262	XNJNF
WILLIAM FINNIGAN	25262	XNJNJ
WILLIAM FINNEGAN	25262	XNJTN
WILLIAM-FINNEGAN	25262	XNJXM
FINNEGAN	25262	XNNMR
WILLIAM FINNEGAN	25262	XNNMX
WILLIAM FINNEGAN	25262	XNRMT
FININGAN	25262	XNRRR
WILLIAM FINNEGAN	25263	MMCMJ

November 8, 2016

**Personal Choice Detail by Political Subdivision
Camden County**

Pennsauken Twp. Committee

Vote for One

Political Subdivision: Pennsauken

Write-in Name	Machine	Voter Tag
WILLIAM FINNEGAN	25263	MMCTZ
WILLIAM FINNEGAN	25263	MMHTR
WILLAM-FINNIGAN	25263	MMHTT
WILLIAM FINNIGAN	25263	MMHXC
WILLIAM FINNEGAN	25263	MMHXR
WILLIAMFINNEGAN	25263	MMHZH
WILLIAM FINNEGAN	25263	MMJFJ
WILLIAM FINNEGAN	25263	MMJJT
WILLIAM FINNEGAN	25263	MMJTF
WILLIAM FINNEGAN	25263	MMJTH
WILLIAM FINNEGAN	25263	MMJTJ
WILLIAM FINNIGAN	25263	MMJXZ
WILLIAM FINNEGAN	25263	MMNMJ
WIIILIAM FINNEGAN	25263	XNCCX
WILLIAMFINNEGAN	25263	XNCFM
WILLIAM-FINNAGINN	25263	XNCFX
WILLIAM FINNEGAN	25263	XNCHC
WILLIAM FINNEGAN	25263	XNCJC
WILLIAM FINNEGAN	25263	XNCJJ
WILLIAM FINNEGAN	25263	XNCMN
WILLIAM FINNEGAN	25263	XNCMR
WILLIAM FINNEGAN	25263	XNCNN
ILAMFEGAN	25263	XNCNR
WILLIAMFNNIGAN	25263	XNCRC
WILLIAM FINNEEGAN	25263	XNCRJ
WILLIAM FINNIGAN	25263	XNCTF
WILLIAM FINNEGAN	25263	XNCZF
WILLIAM FINNEGAN	25263	XNCZM
WILLIAM FINNEGAN	25263	XNCZR
WILLIAM FINNEGAN	25263	XNJCH
WILLIAM FINNEGAN	25263	XNJCJ
WILLIAM-FINNEGAN	25263	XNJCR
WILLIAM FINNEGAN	25263	XNJFM
WILLIAM FINNEGAN	25263	XNJHC
WILLIAM FINNAGIN	25263	XNJHF
RICHARD WILLIHAM	25263	XNJHJ
WILLIAM FINNEGAN	25263	XNJHX
WILLAM FINNAGAN	25263	XNJHZ
WILLIAM FINNEGAN	25263	XNJJC

November 8, 2016

**Personal Choice Detail by Political Subdivision
Camden County**

Pennsauken Twp. Committee

Vote for One

Political Subdivision: Pennsauken

Write-in Name	Machine	Voter Tag
FINNIGAN	25263	XNJJJ
WILLIAM FINNEGAN	25263	XNJJM
WILLIAM FINNEGAN	25263	XNJMH
WILLIAM FINNEGAN	25263	XNJMJ
WILLIAM FINNEGAN	25263	XNJRM
WILLIAM FINNEGAN	25263	XNJRZ
WILLIAM-FINNEGAN	25263	XNJTJ
WILLIMFINNAGAN	25263	XNJTN
WILLIAM FINNEGAM	25263	XNJTX
WILLIAM-FINNEGAN	25263	XNJXZ
WILLIAM-FINNEGAN	25263	XNJZF
WILLIAM FINNEGAN	25263	XNJZH
WILLIAM FINNEGAN	25263	XNJZN
WILLIAM FINNEGAN	25263	XNJZT
WILLIAM FINNEGAN	25263	XNJZX
WILLIAM FINNEGAN	25263	XNNCN
WILLIAM FINNEGAN	25263	XNNHM
WILLIAM FINNIGAN	25263	XNNMZ
WILLIAM FINNEGAN	25263	XNNRC
WILLIAM	25263	XNNRN
WILLIAM FINNBGAN	25263	XNNRR
WILLIAM-FINNEGAN	25263	XNNRX
WILLIAMFINNEGAN	25263	XNRFC
WILLIAM FINNEGAN	25264	XNCCJ
WILLIAM FINNEGAN	25264	XNCCX
THOMAS CRYMES	25264	XNCFE
WILLIAM FINNEGAN	25264	XNCFX
WILLIAM FINNEGAN	25264	XNCHC
WILLIAM FINNEGAN	25264	XNCHM
WILLIAM FINEGAN	25264	XNCHX
WILLIAM FINNEGAN	25264	XNCMH
WILLIAM FINNEGAN	25264	XNHFH
WILLIAM FINNEGAN	25264	XNJMM
ZACHARY DEJOINVILLE	25264	XNJRM
WILLIAM FINNAGIN	25264	XNJTF
WILLIAM FINNEGAN	25264	XNJTJ
WILLIAM FINNEGAN	25264	XNJTX
WILLIAM FINNNEGAN	25264	XNJZH
WILLIAM FINNEGAN	25264	XNNMT

November 8, 2016

**Personal Choice Detail by Political Subdivision
Camden County**

Pennsauken Twp. Committee

Vote for One

Political Subdivision: Pennsauken

Write-in Name	Machine	Voter Tag
FINNEGAN	25264	XNNRH
WILLIAM-FINNEGAN	25266	XNCCN
WILLIAM FINNEGAN	25266	XNCJF
WILLIAM FINNEGAN	25266	XNCTC
LEO BROWN	25266	XNCTR
WILLIAM FINNEGAN	25266	XNCZZ
WILLIAM-FINNEGAN	25266	XNHFM
MICHAEL T	25266	XNJFN
STEVE GRANDE	25266	XNJFR
WILLIAM FINNIGAN	25266	XNJTF
WILLIAM FINNEGAN	25266	XNNMM
FINNEGAN	25266	XNRFX
WILLIAM-FINNAGEN	25267	XNCFT
WILLIAM-FINNEGAN	25267	XNHTN
WILLIAMRINNEGAN	25268	XNCCX
WILLIAM FINNAGIN	25268	XNCHJ
WILLIAM FINNEGAN	25268	XNCHN
WILLIAM FINNEGAN	25268	XNCJX
WILLIAM FINNEGAN	25268	XNCMJ
WILLIAM FINNEGAN	25268	XNCMR
WILLIAM-FINNEGAN	25268	XNJFH
FINNEGN	25268	XNJHJ
WILLIAMFINNAGAN	25268	XNJMT
WILLIAM FINNEGAN	25268	XNNMX
WILLIAM-FINNEGAN	25268	XNNRH
DERRICK WILLIAMS	25269	XNCCN
WILLIAMFINNEGAN	25269	XNCHH
WILLIAM FINNEGAN	25269	XNCJC
WILLIAM-FINNGAN	25269	XNCMJ
WILLIAM FINNEGAN	25269	XNCRH
WILLIAMFINNEGAN	25269	XNHFZ
WILLIAMFINNAGAN	25269	XNJTH
FINNEGAN	25269	XNJTN
WILLIAW-FINNEGAN	25269	XNJZC
WILLIAM FINNEGAN	25269	XNNCR
WILLIAM FINNEGAN	25269	XNNMZ
WILLIAM FINNEGAN	25269	XNRFX
WILLIAM FINNEGAN	25571	MMNMT
WILLIAM FINNEGAN	25571	XNCHF

November 8, 2016

**Personal Choice Detail by Political Subdivision
Camden County**

Pennsauken Twp. Committee

Vote for One

Political Subdivision: Pennsauken

Write-in Name	Machine	Voter Tag
WILLIAM-FINNEGAN	25571	XNCHN
WILLIAM FINNEGAN	25571	XNCHX
WILLIAM FINNEGAN	25571	XNCMM
WILLIAM FLANNIGAN	25571	XNCNH
WILLIAM	25571	XNCRT
WILLIAM FINNEGAN	25571	XNCRZ
WILLIAM FINNEGAN	25571	XNCXM
WILLIAM FINNEGAN	25571	XNHFM
ROBERT MORRIS	25571	XNHTM
BRIAN DEVENEY	25571	XNJCJ
WILLIAM-FINNEGAN	25571	XNJHC
WILLIAM FINNEGAN	25571	XNJMH
FINNEGAN	25571	XNJNX
WILLIAM-FINNIGAN	25571	XNJRM
WILLIAM-FINNEGAN	25571	XNJXR
WILLIAM FINNEGAN	25571	XNJZT
WILLIAM-FINNEGAN	25571	XNNRJ
WILLIAM-FINNEGAN	25571	XNRRM
WILLIAM FINNEGAN	25572	MMHXN
WILLIAM FINNIGAN	25572	MMJTM
WILLIAM FINNEGAN	25572	MMJZZ
WILLIAM FINNEGAN	25572	MMNMZ
WILLIAMFINNEGIN	25572	XNCCJ
WILLIAM FINNEGAN	25572	XNCZF
WILLIAM FINNIGAN	25572	XNHTH
WILLIAM FINNEGAN	25572	XNJCT
FINNEGAN	25572	XNJJM
WILLIAMFINNEGAN	25572	XNRRM
WILLIAM FINEGAN	25573	MMHNT
WILLIAM FINNEGAN	25573	MMHXZ
WILLIAM-FINNEGAN	25573	MMHZR
WILLIAM FINNEGAN	25573	MMJFT
WILLIAM FINNEGAN	25573	XNCCT
FINNEGAN	25573	XNCFJ
WILLIAM-FINNEGAN	25573	XNCFR
WILLIM FINNEGAN	25573	XNCFT
ILLIAW FINNAGIN	25573	XNCFX
WILLIAM FINNIGAN	25573	XNCJC
WILLIAM FINNEGAN	25573	XNCJX

November 8, 2016

**Personal Choice Detail by Political Subdivision
Camden County**

Pennsauken Twp. Committee

Vote for One

Political Subdivision: Pennsauken

Write-in Name	Machine	Voter Tag
FINNEGAN	25573	XNCJZ
WILLIAM FINNEGAN	25573	XNCMF
WILLIAM FINNEGAN	25573	XNCRH
WILLIAM FINNEGAN	25573	XNCTN
WILLIAM FINNAGIN	25573	XNCTZ
WILLIAM FINNEGAN	25573	XNCXH
FINAGIN	25573	XNCZJ
WILLIAM FINNEGAN	25573	XNHFR
WILLIAM-FINNEGAN	25573	XNJCN
WILLIAM-FINNEGAN	25573	XNJFJ
WILLIAM FINNEGAN	25573	XNJHT
WILLIAM FINNEGAN	25573	XNJJH
FINNEGAN	25573	XNJMH
WILLIAM FINNEGAN	25573	XNJRJ
WILLIAMFINNIGAN	25573	XNJTZ
WILLIAM FINNEGAN	25573	XNJXH
WILLIAM FINNEGAN	25573	XNJXN
WILLIAM FINNEGAN	25573	XNNCJ
FINNENGIN	25573	XNNCM
WILLIAM FINNIGAN	25573	XNNHZ
WILLIAM-FINNEGAN	25573	XNNRF
WILLIAM FINNIGAN	25573	XNNRJ
WILLIAM FINNAGIN	25573	XNNRR
DEEZ NUTS	25574	MMJTX
WILLIAM FINNEGAN	25574	MMNMC
WILLIAM-FINNEGAN	25574	XNCHJ
WILLIAM-FINNEGAN	25574	XNCRZ
WILLIAM FINNEGAN	25574	XNCXC
WILLIAM FINNEGAN	25574	XNJCT
WILLIAM FINNEGAN	25574	XNJCZ
FINNEGAN	25574	XNJJZ
WILLIAM FINNEGAN	25574	XNJMH
WILLIAM FINNEGAN	25574	XNJXX
WILLIAM FINNEGAN	25574	XNNRZ
WILLIAM FINNEGAN	25575	XNCCZ
WILLIAM FINNEGAN	25575	XNCHF
WILLIAM FINNEGAN	25575	XNCHT
WILLIAM FINNIGAN	25575	XNCJC
FINNEGAN	25575	XNCJH

November 8, 2016

**Personal Choice Detail by Political Subdivision
Camden County**

Pennsauken Twp. Committee

Vote for One

Political Subdivision: Pennsauken

Write-in Name	Machine	Voter Tag
FINNEGAN	25575	XNCJJ
WILLIAM-FINNEGAN	25575	XNCJR
WILLIAMFINNEGAN	25575	XNCMZ
WILLIAM FINNEGAN	25575	XNCNC
DENNISCOWGILL	25575	XNCRC
FINNEGAN	25575	XNCRH
WILLIAM-FINNEGAN	25575	XNCTF
WILLIAM-FINNEGAN	25575	XNCTN
WILLIAM FINNEGAN	25575	XNCTZ
DENNIS COWGILL	25575	XNHFF
WILLIAM FINNEGAN	25575	XNHFR
WILLAM FINNEGAN	25575	XNHTZ
FINNEGAN	25575	XNJFJ
BILL FINNEGAN	25575	XNJHX
RONALD CORNWALL	25575	XNJMM
WILLIAM FINNEGAN	25575	XNJMZ
MARY KAMPF	25575	XNJNH
WILLIAM FINNEGAN	25575	XNJRT
WILLIAM FINNEGAN	25575	XNJTR
WILLIAM-FINNEGAN	25575	XNJZC
MCKINNEY	25575	XNJZH
WILLIAM FINNEGAN	25575	XNJZM
WILLIAM FINNEGAN	25575	XNNCR
WILLIAM-FINNEGAN	25575	XNNHM
FINNEGAN	25575	XNNHX
STEPHEN GIORDANO	25575	XNNMC
WILLIAM FINNIGAN	25575	XNNRH
WILLIAM FINNEGAN	25575	XNNRM
WILLIAMFINNEGAN	25575	XNNRR
WILLIAMFLAGGAN	25576	MMHZZ
WILLIAM-FINNEGAN	25576	MMJFM
WILLIAM FINNEGAN	25576	MMNMH
DENNIS,COWGILL	25576	XNCCJ
WILLIAM FINNEGAN	25576	XNCFC
WILLIAM FINNEGAN	25576	XNCFM
WILLIAM FINNEGAN	25576	XNCTC
WILLIAM FINNEGAN	25576	XNCXZ
WILLIAM FINNEGAN	25576	XNCZC
WILLIAM FINNEGAN	25576	XNHFF

November 8, 2016

**Personal Choice Detail by Political Subdivision
Camden County**

Pennsauken Twp. Committee

Vote for One

Political Subdivision: Pennsauken

Write-in Name	Machine	Voter Tag
WILLIAM FINNEGAN	25576	XNHFN
WILLIAM FINNEGAN	25576	XNHTM
FINNEGAN	25576	XNJFC
DENNIS ARCHIBALD	25576	XNJFT
WILLIAM FINNEGAN	25576	XNJHJ
WILLIAM FINNEGAN	25576	XNJHN
WILLIAM FINNIGAN	25576	XNJJM
BILL-FINNAGAN	25576	XNJNR
WILLIAM.FINNEGAN	25576	XNJTT
WILLIAM FINNEGAN	25576	XNJZZ
WILLIAM FINNEGAN	25576	XNNCN
FINNEGAN	25576	XNNHC
WILLIAM FINNEGAN	25576	XNNHZ
WILLIAM FINNEGAN	25576	XNNMH
WILLIAMFINNEGAN	25576	XNNMR
CLEOCATRA JONES	25576	XNNRJ
WILLIAM FINNEGAN	25577	MMCRZ
WILLIAM FINNEGAN	25577	MMJFH
WILLIAM-FINNIGAN	25577	MMJFJ
WILLIAM-FINNEGAN	25577	MMJTT
WILLIAM FINNEGAN	25577	MMJZC
WILLIAM FINNEGAN	25577	MMNMR
WILLIAM FINNEGAN	25577	XNCFZ
WILLIAM FINNEGAN	25577	XNCJC
WILLIAM FINNEGAN	25577	XNCJH
WILLIAM-FINNEGAN	25577	XNCMN
WILLIM FINNEGAN	25577	XNCMX
WILLIAM FINNIGAN	25577	XNCNC
WILLIAMFINNAGAN	25577	XNCNM
WILLIAM FINNEGAN	25577	XNCTR
WILLIAM FINNEGEN	25577	XNCXC
WILLIAM FINNEGAN	25577	XNCZN
WILLIAM-FINNEGAN	25577	XNCZT
WILLIAM PATTERSON	25577	XNCZX
WILLIAM-FINNEGAN	25577	XNCZZ
WILLIAM FINNEGAN	25577	XNJCF
WILLIAM-FINNEGAN	25577	XNJCR
WILLIAM FINNEGAN	25577	XNJJC
WILLIAM FINNEGAN	25577	XNJMT

November 8, 2016

**Personal Choice Detail by Political Subdivision
Camden County**

Pennsauken Twp. Committee

Vote for One

Political Subdivision: Pennsauken

Write-in Name	Machine	Voter Tag
WILLIAM FINNEGAN	25577	XNJNM
W FINNEGAN	25577	XNJXN
WILLAM-FINNAGAN	25577	XNNCM
WILLIAM FINNEGAN	25577	XNNHX
FINNEGAN, WILLIAM	25579	XNCRT
WILLIAM FINNEGAN	25579	XNCRX
WILLIAM FINNEGAN	25579	XNCTX
WILLIAM FINNEGAN	25579	XNCZN
FINNEGAN WILLIAM	25579	XNJMH
WILLIAM FINNEGAN	25579	XNJMM
WILLIAM FINNEGEN	25579	XNJXT
WILLIAM FINNEGAN	25579	XNJXZ
WILLIAM FINNEGAN	25579	XNJZT
WILLIAM FINNEGAN	25579	XNNHZ
WILLIAM-FINNEGAN	25579	XNRMF
JOE-EGGHEAD-BDJ	25580	MMNMT
WILLIAM FINEGAN	25580	XNCFZ
WILLIAM-FINNAGAN	25580	XNCJM
WILLIAM FINNEGAN	25580	XNCMX
WILLIAMFINNEGAN	25580	XNCNC
WILLIAM FINNEGAN	25580	XNCTC
WILLIAM FINNEGAN	25580	XNCXN
WILLIAM FINNIGAN	25580	XNCZR
WILLIAM FINNEGAN	25580	XNHFX
JIM HUTTON	25580	XNJCX
FINNEGAN	25580	XNJFF
WILLIAM FINNEGAN	25580	XNJMF
WILLIAM FINNEGAN	25580	XNJNN
WILLIAM-FINNIGAN	25580	XNJTN
WILLIAM-FINNAGIN	25580	XNJXH
FINNEGAN	25580	XNJZT
WILLIAM FINNEGAN	25580	XNNCH
WLLIAM FINNEGAN	25580	XNNHT
WILLIAM-FINNEGAN	25580	XNRMZ
BILL-FINNEGAN	25580	XNRRR
WILLIAM FINNEGAN	25581	XNCCT
BERNARD R CARLIN	25581	XNCFH
WILLIAM FINNEGAN	25581	XNCHX
WILLIAM FINNIGAN	25581	XNCHZ

November 8, 2016

**Personal Choice Detail by Political Subdivision
Camden County**

Pennsauken Twp. Committee

Vote for One

Political Subdivision: Pennsauken

Write-in Name	Machine	Voter Tag
WILLIAM FINNEGAN	25581	XNCMX
MARK FLANNERY	25581	XNCNJ
WILLIAM FINNEGAN	25581	XNCNT
WILLIAM FINNEGAN	25581	XNCRC
FINEGAN,WILLIAM	25581	XNCRH
WILLIAM FINNEGAN	25581	XNCRN
WILLIAM-FINNEGAN	25581	XNCXR
WILLIAM FINNEGAN	25581	XNJHM
WILLIAM FINNEGAN	25581	XNJNJ
WILLIAM FINNINAGN	25581	XNJNZ
WILLIAM-FINNIGAN	25581	XNJRN
WILLIAM FINNEGAN	25581	XNJTF
WILLIAM FINNEGAN	25581	XNJXN
MICHAEL GUNKEL	25581	XNJZM
WILLIAM FINNEGAN	25581	XNJZN
WILLIAM FINNEGAN	25581	XNRFC
WILLIAM FINNEGAN	25583	MMHTX
WILLIAM FINNEGAN	25583	MMHXN
FINNEGAN	25583	MMJFF
WILLIAM-FINNEGAN	25583	MMJFX
FINNAGAN	25583	MMJNJ
WILLIAM FINNIGAN	25583	MMNMN
WILLIAM FINNIGAN	25583	XNCHZ
FINNERGAN	25583	XNCMM
WILLIAM FINNEGAN	25583	XNCMZ
WILLIAM FINNEGAN	25583	XNCNH
WILLIAM FINNEGAN	25583	XNCTH
WILLIAM FINNEGAN	25583	XNCTJ
WILLIAM-FINNEGAN	25583	XNCXT
WILLIAM FINNEGAN	25583	XNCXX
WILLIAM FINNEGAN	25583	XNCZC
MICKEY-MOUSE	25583	XNHTN
WILLIAMFINNEGAN	25583	XNJFC
WILLIAM FINNEGAN	25583	XNJHJ
WILLIAM	25583	XNJHN
WILLIAM FINAGAN	25583	XNJJF
WILLIAFINNEGAN	25583	XNJJR
WILLIAM FINNEGAN	25583	XNJNM
WILLIAM FINNEGAN	25583	XNJNR

November 8, 2016

**Personal Choice Detail by Political Subdivision
Camden County**

Pennsauken Twp. Committee

Vote for One

Political Subdivision: Pennsauken

Write-in Name	Machine	Voter Tag
WILIAM-FINNEGAN	25583	XNJRC
BRIAN FILACHEK	25583	XNJRK
NONE	25583	XNJXR
WILLIAM-FINNEGAN	25583	XNNCH
WILLIAM FINNEGAN	25583	XNNCM
WILLIAM FINNEGAN	25583	XNNCR
WILLIAM FINNEGAN	25583	XNNHF
WILLIAM FINNEGAN	25583	XNNHH
WILLIAM FINNAGIN	25583	XNNHZ
WILLIAM-FINNEGAN	25583	XNNMX
WILLIAM FINNEGAN	25583	XNNMZ
WLLIAMFINNEGAN	25583	XNNRT
WILLIAM FINNEGAN	25583	XNNRX
WILLIAMFINNEGAN	25583	XNNRZ
WILLIAM-FINNEGAN	25584	MMHXC
WILLIAM	25584	MMJFT
WILLIAW FINNIGAN	25584	XNCHR
JOSEPHCARBERRY	25584	XNCJF
WILLIAM FINNEGAN	25584	XNCNF
FINNEGAN	25584	XNCXF
WILLIAM-FINNEGAN	25584	XNCZN
WILLIAM FERGUSSEN	25584	XNJCJ
WILLIAM-FINNEGAN	25584	XNJFC
WILLIAM FINNEGAN	25584	XNJFT
WILLIAM FINNEGAN	25584	XNJFZ
THOMAS LINEMAN	25584	XNJMJ
WILLIAM-FINEGAN	25584	XNJNM
FINNEGAN	25584	XNJNN
BILL FINNGEN	25584	XNJNT
FINAGEN	25584	XNJNZ
WILLIAM FINNEGAN	25584	XNNMM
WILLIAM FINNEGAN	25584	XNNRJ
WILLIAM FINNEGAN	25585	MMCMZ
WILLIAM FINNIGAN	25585	MMCRF
WILLIAM FINNEGAN	25585	MMCRJ
WILLIAM FINNEGAN	25585	MMHTN
FINNEGAN WILLIAM	25585	MMHTX
WILLIAM FINNEGAN	25585	MMJFT
W.FINNEGAN	25585	MMJNH

November 8, 2016

**Personal Choice Detail by Political Subdivision
Camden County**

Pennsauken Twp. Committee

Vote for One

Political Subdivision: Pennsauken

Write-in Name	Machine	Voter Tag
WILLIAM FINNEGAN	25585	XNCCN
WILLIAM-FINNEGAN	25585	XNCCX
WILIAM FINNEGAN	25585	XNCHM
WILLIAMFINAGAN	25585	XNCHR
WILLIAM FINNEGAN	25585	XNCJH
WILLIAM-FINNEGAN	25585	XNCMF
WILLIAM FINNEGAN	25585	XNCZM
WILLIAM FINNEGAN	25585	XNCZX
WILLIAM FINNEGAN	25585	XNHFC
WILLIAM-FINNEGAN	25585	XNHTH
WILLIAM FINNEGAN	25585	XNJCN
WILLIAM FINNEGAN	25585	XNNMN
WILLIAMFINNEGAN	25586	XNNMR
BILL-FINEGAN	25587	MMHTR
WILLIAM FINNAGEN	25587	MMHTX
FINNEGAN	25587	MMHXJ
WILLIAM-FINNEGAN	25587	MMHZR
WILLIAM FINNEGAN	25587	MMJTT
WILLIAM FINNEGAN	25587	MMJTZ
WILLIAM-FINNEGAN	25587	XNCCX
WILLAM-FINNIGAN	25587	XNCFZ
WILLIAM FINNEGAN	25587	XNCFN
WILLIAM FINNEGAN	25587	XNCRM
WILLIAM FINNEGAN	25587	XNCRX
WILLIAM FINNEGAN	25587	XNCZT
WILLIAM FINNAGIN	25587	XNJCC
WILLIAM FINNEGAN	25587	XNJCR
WILLIAW-FINNIGAN	25587	XNJCX
WILLIAM FINNEGAN	25587	XNJCZ
WILLIAM FINNEGAN	25587	XNJHX
WILLIAM FINNEGAN	25587	XNJZM
WILLIAM FINNEGAN	25587	XNRRM
WILLIAM-FINIGAN	25587	XNRRR
WILLIAM FINNEGAN	25588	MMCMT
WILLIAM-FINNEGAN	25588	MMCRN
WILLIAMFINNEGAN	25588	MMCZF
WILLIAM FINEGAN	25588	MMHFC
WILIAM FINNEGAN	25588	MMHFF
WILLIAM FINEGAN	25588	MMHFN

November 8, 2016

**Personal Choice Detail by Political Subdivision
Camden County**

Pennsauken Twp. Committee

Vote for One

Political Subdivision: Pennsauken

Write-in Name	Machine	Voter Tag
FINNEGAN	25588	MMHTH
WILLIAM FINNEGAN	25588	MMHXC
WILLIAM-FINNEGAN	25588	MMHXF
WILLIAM FINNEGAN	25588	MMHZN
WILLIAM FINNEGAN	25588	MMHZT
WILLIAM FINNEGAN	25588	MMJFH
FRANK NORTH	25588	MMJFN
WIAMFINNEQAN	25588	MMJJF
WILLIAM FINNEGAN	25588	MMJTC
WILLAM FINNEGAN	25588	MMJTM
WILLIAM FINNEGAN	25588	MMJZF
WILLIAM FINNEGAN	25588	MMJZH
WILLIAM FINNEGAN	25588	MMJZM
WILLIAM-FINNEGAN	25588	MMJZN
WILLIAM FINNEGAN	25588	MMNMH
FINNIGAN, WILLIAM	25588	MMNMN
WILLIAM FINNEGAN	25588	XNCCF
WILLIAM FINNIGAN	25588	XNCCJ
WILLIAM FINNEGAN	25588	XNCCN
WILLIAM-FINNEGAN	25588	XNCFZ
FINNIGAN	25588	XNCHX
WILLIAM FINNEGAN	25588	XNCJF
WILLIAM-FINNEGAN	25588	XNCJM
WILLIAM FINNEGAN	25588	XNCMJ
FINNEAGIN	25588	XNCMM
WILLIAM FINNEGAN	25588	XNCRH
WILLIAM-FINNEGAN	25588	XNCRN
WILLIAM FINNEGAN	25588	XNCTM
WILLIAM FINNEGAN	25588	XNCTR
WILLIAMFINNEGAN	25588	XNCTX
WILLIAM FINNEGAN	25588	XNCZC
WILLIAM FINNEGAN	25588	XNCZT
WILLIAM-FINNEGAN	25588	XNHFN
WILLIAM FINNEGAN	25588	XNHFT
WILLIAM FINIGAN	25588	XNJCT
FINGAN	25588	XNJCX
WILLIAM FINNIGAN	25588	XNJFH
WILLIAM FINNEGAN	25588	XNJFZ
WILLIAM FINNAGAN	25588	XNJHF

November 8, 2016

**Personal Choice Detail by Political Subdivision
Camden County**

Pennsauken Twp. Committee

Vote for One

Political Subdivision: Pennsauken

Write-in Name	Machine	Voter Tag
WILLIAM FINNIGAN	25588	XNJHM
WILLIAM FINNEGAN	25588	XNJHT
WILLIAM FINNEGAN	25588	XNJHZ
WILLIAM-FINNIERTY	25588	XNJJC
WILLIAM FINNEGAN	25588	XNJJH
WILLIAM FINNEGAN	25588	XNJMN
WILLIAM FINNEGAN	25588	XNJNJ
WILLIAM FINNAGAN	25588	XNJRJ
WILLIAM FINNEGAN	25588	XNJTC
WILLIAM FINNEGAN	25588	XNJTH
WILLIAM FINNEGAN	25588	XNJTR
WILLIAM-FINNEGAN	25588	XNJXF
WILLIAM FINNEGAN	25588	XNJZH
FINNEGAN	25588	XNJZZ
WILLIAM FINNEGAN	25588	XNNHC
WILLIAM FINNEGAN	25588	XNNHJ
WILLIAM FINNAGIN	25588	XNNHN
WILLIAM FINNEGAN	25588	XNNMF
WILLIAM FINNEGAN	25588	XNNMN
WILLIAM FINNIGAN	25588	XNNMT
WILLIAM FINNEGAN	25588	XNNMZ
WILLIAM FINNEGAN	25588	XNNRN
WILLIAM FINNEGAN	25588	XNNRT
WILLIAM FINNEGAN	25588	XNRFH
WILLIAM FINNEGAN	25588	XNRMF
WILLIAM FINNEGAN	25588	XNRMT
WILLIAM-FINNAGIN	25588	XNRRR
FINNEGAN	25589	XNCCF
WILLIAW FINNEGEN	25589	XNCMJ
WILLIAMFINNEGAN	25589	XNCMZ
JUSTIN T QUILES	25589	XNCRC
WILLIAM FINNEGAN	25589	XNCRT
BUGS BUNNY	25589	XNCZZ
WILLIAM FINNEGAN	25589	XNHFF
WILLIAM FINNEGAN	25589	XNHFZ
WILLIAM-FINNEGAN	25589	XNHTN
WILLIM FINNEGAN	25589	XNJCX
WILLIAM FINNEGAN	25589	XNJHR
WILLIAM FINNEGAN	25589	XNJMZ

November 8, 2016

**Personal Choice Detail by Political Subdivision
Camden County**

Pennsauken Twp. Committee

Vote for One

Political Subdivision: Pennsauken

Write-in Name	Machine	Voter Tag
WILLIAM FINNEGAN	25589	XNJTJ
WILLIAM FINNEGAN	25589	XNJZN
WILLIAM FINNEGAN	25589	XNNCH
WILLIAM FINNEGAN	25589	XNNHC
BILL FINNEGIN	25589	XNNHH
WILLIAM FINNEGAN	25589	XNNHR
WILLIAM FINNEGAN	25589	XNNMZ
WILLIAM FINNEGAN	25589	XNRMZ
HENRY JOSE PERALTA	25590	XNCCX
WILLIAM-FINNAGAN	25590	XNHFN
FRED MCGHEE	25590	XNHFZ
WILLIAM FINNEGAN	25590	XNJHC
WILLIAM FINNEGAN	25590	XNJJT
WILLIAM-FINNAGEN	25590	XNNRF
WILLIAM FINNEGAN	25591	XNCFT
WILLIAM FINNEGAN	25591	XNCMT
WILLIAM FINNEGAN	25591	XNCRZ
WILLIAM-FINNAGIN	25591	XNCTF
WILLIAM-FINNAGAN	25591	XNJHM
WILLIAM FINNEGAN	25591	XNJMZ
WILLIAM FINNEGAN	25591	XNJRM
WILLIAM FINNEGAN	25591	XNJTX
WILLIAM FINNEGAN	25591	XNRFX
WILLIAM FINNEGAN	25592	XNCHC
WILLIAM FINNEGAN	25592	XNCNR
WILLIAM FINNIGAN	25593	XNCCF
WILLIAM FINNEGAN	25593	XNCCZ
WILLIAM FINNEGAN	25593	XNCHT
WILLIAM-FINNEGAN	25593	XNCJC
WILLIAM FINNEGAN	25593	XNCJJ
WILLIAM FINNEGAN	25593	XNCJT
WILLIAM FINNAGAN	25593	XNCMF
WILLIAM FINNEGAN	25593	XNCMJ
WILLIAM FINNEGAN	25593	XNCMZ
WILLIAM FINNIGAN	25593	XNCNF
WILLIAM FINNEGAN	25593	XNCTF
WILLIAM FINNEGAN	25593	XNHTX
WILLIAM FINNEGAN	25593	XNHTZ
WILLIAM FINNEGAN	25593	XNJCT

November 8, 2016

**Personal Choice Detail by Political Subdivision
Camden County**

Pennsauken Twp. Committee

Vote for One

Political Subdivision: Pennsauken

Write-in Name	Machine	Voter Tag
WILLIAM FINAGIN	25593	XNJFJ
WILLIA FINNEGAN	25593	XNJHH
WILLIAM FINNEGAN	25593	XNJMZ
FINNEGAN	25593	XNJTF
WILLIAM FINNEGAN	25593	XNJXT
WILLIAM FINNEGAN	25593	XNNCC
WILLIAM-FINNEGAN	25593	XNNHF
WILLIAN FINNIGAN	25593	XNNHH
WILLIAM FINNEGAN	25593	XNNHM
WILLIAM FINNEGAN	25593	XNNHN
WILLIAM-FINNEGAN	25593	XNNHZ
WILLIAM FINNEGAN	25593	XNNMT
WILLIAM FINNEGAN	25593	XNRFC
WILLIAM-FINNEGAN	25593	XNRRM
WILLIAM FINNEGAN	25594	XNCCX
WILLIAM-FINNEGAN	25594	XNCHC
FINNEGAN	25594	XNCJM
WILLIAM FINNEGAN	25594	XNCJR
WILLIAM FINNIGEN	25594	XNCRR
WILLIAM FINNEGAN	25594	XNJZZ
FINNEGAN	25594	XNNHT
WILLIAM FINNEGAN	25594	XNNRZ
WILLIAM FINNEGAN	25594	XNRFJ
WILLIAM FINNEGAN	25696	XNCCC
WILIAM FINNEGAN	25696	XNCHN
WILLIAM FINNEGAN	25696	XNCHZ
WILLIAM FINNEGAN	25696	XNCJF
WILLIAM FINNEGAN	25696	XNCTX
WILLIAM FINNEGAN	25696	XNCZT
WILLIAW FINNEGAN	25696	XNHTF
WILLIAM FINNEGAN	25696	XNJFM
WILLIAM FINNEGAN	25696	XNJFR
WILLIAM-FINNEGAN	25696	XNJHC
WILLIAM-FINNEGAN	25696	XNJHR
WILLIAM FINNEGAN	25696	XNJJM
WILLIAM FINNEGAN	25696	XNJMZ
WILLIAM-FINNAGAN	25696	XNJTN
WILLIAM FINNEGAN	25696	XNJTT
WILLIAM FINNEGAN	25696	XNJTX

November 8, 2016

**Personal Choice Detail by Political Subdivision
Camden County**

Pennsauken Twp. Committee

Vote for One

Political Subdivision: Pennsauken

Write-in Name	Machine	Voter Tag
WILLIAM FINNEGAN	25696	XNJXH
WILLIAM FINNEGAN	25696	XNJZF
WILLIAM FINNEGAN	25696	XNJZJ
WILLIAM FINNEGAN	25696	XNJZN
WILLIAM FINNEGAN	25696	XNNHF
WILLIAM FINNEGAN	25696	XNNHN
FINNIGAN	25696	XNNMN
WILLIAMFINNEGAN	25696	XNNRM
WILLIAM-FINNEGAN	25699	XNCCF
WILLIAM FINNEGAN	25699	XNCCX
WILLIAM FINNEGAN	25699	XNCJX
LEO BROWN	25699	XNCMF
WILLIAM FINNEGAN	25699	XNCRC
WILLIAM FINNEGAN	25699	XNCRX
WILLIAM FINNEGAN	25699	XNCTR
WILLIAM FINNEGAN	25699	XNHFC
WILLIAM FINNEGAN	25699	XNHFJ
WILLIAM FINNEGAN	25699	XNHFT
WILLIAM FINNEGAN	25699	XNHTT
WILLIAM FINNEGAN	25699	XNJCC
WILLIAM FINNEGAN	25699	XNJCZ
WILLIAM FINNEGAN	25699	XNJFJ
WILLIAM FINNEGAN	25699	XNJFM
WILLIAM FINNEGAN	25699	XNJHN
WILLIAM FINNEGAN	25699	XNJMX
WILLIAM FINNEGAN	25699	XNJMZ
WILLIAM-FINNEGAN	25699	XNJNF
WILLIAM-FINEGAN	25699	XNJRC
FINNEGAN	25699	XNJRJ
WILLIAM FINNEGAN	25699	XNJRN
WILLIAM FINNEGAN	25699	XNJTT
WILLIAM FINNEGAN	25699	XNJXX
WILLIAM FINNEGAN	25699	XNJZF
WILLIAM-FINNEGAN	25699	XNNCR
JOHN FIGUROA	25699	XNNHN
WILLIAM FINNEGAN	25699	XNNHT
WILLIAM FINNEGAN	25699	XNNMJ
WILLIAM FINNEGAN	25699	XNNMN
WILLIAM-FINNEGAN	25699	XNNMT

November 8, 2016

Personal Choice Detail by Political Subdivision
Camden County

Pennsauken Twp. Committee
Vote for One

Political Subdivision: Pennsauken

Write-in Name	Machine	Voter Tag
WILLIAM FINNEGAN	25699	XNNRF

Local BOE- Pennsauken Township
Vote for Three

Political Subdivision: Pennsauken

Write-in Name	Machine	Voter Tag
WILLIAM FINNEGAN	25247	MMCZM
FINNEGAN	25247	MMHFM
WILLIAM FINNEGAN	25247	MMJXT
WILLIAM FINNEGAN	25247	XNCNH
WILLIAM FINNEGAN	25247	XNCXN
IVETTEROCIOSILVACORTES	25247	XNJHZ
FLANNAGAN	25248	MMHXM
WILLIAM FINNEGAN	25248	MMNMT
WILLIAM FINNEGAN	25248	XNCTM
FINNEGAN	25248	XNHFH
WILLIAM FINNEGAN	25248	XNHTR
WILLIAM FINNEGAN	25248	XNJFF
WILLIAM-FINNEGAN	25248	XNJNF
ALLYSONMEONI	25248	XNNHZ
NICKPERRY	25249	MMHZF
WILLIAW FINNEGAN	25249	XNCNJ
WILLIAM-FINNIGAN	25250	XNHTN
WILLIAM FINNEGAN	25250	XNJHJ
MAN	25251	XNCHH
W,FINNEGAN	25251	XNCXT
LOUIS R MELONI	25251	XNJFM
MARYANN MELONI	25251	XNJFM
WILLIAM FINNEGAN	25251	XNNHT
C	25251	XNNMJ
B	25251	XNNMJ
A	25251	XNNMJ
TANGELA LANE	25251	XNNRR
WILLIAM FINNEGAN	25252	XNCZC
WILLIAW FINNEGAN	25252	XNCZT
WILLIAMFINNIGAN	25252	XNHTJ
WILLIAM FINNAGEN	25252	XNJNX
WILLIAW-FINNAGEN	25252	XNJRR

November 8, 2016

**Personal Choice Detail by Political Subdivision
Camden County**

Local BOE- Pennsauken Township

Vote for Three

Political Subdivision: Pennsauken

Write-in Name	Machine	Voter Tag
WILLIAM-FINNEGAN	25252	XNNMN
WILLIAM FINEGAN	25253	XNCCR
WILLIAM FINNEGAN	25253	XNCFC
WILLIAM-FENNEGAN	25253	XNCFX
WILLIAM FINNEGAN	25253	XNCNH
FINNEGAN	25253	XNHFX
FINEGAN	25253	XNJHZ
WILLIAM FINNEGAN	25253	XNJNN
WILLIAM FINNANGAN	25253	XNJZF
WILLIAM-FINNEGAN	25253	XNNMR
CHERYL BOSTOCK	25254	XNCMN
BERNADETTE RUSSEL	25254	XNCMN
WILLIAM FINNIGAN	25254	XNCRZ
WILLIAM FINNEGAN	25255	XNCTN
WILLIAM-FINNAGAEN	25255	XNJCR
FINNEGAN	25255	XNJHT
FANVIN	25255	XNJHX
WILLIAM FINNEGAN	25255	XNRFN
WILLIAM FINNEGAN	25255	XNRFN
WILLIAM FINNEGAN	25255	XNRFN
WILLIAM FINNEGAN	25255	XNRFN
MICHAEL PINTO	25255	XNRFN
BILL FINNEGAN	25256	MMHZZ
RYAN WEID	25256	XNCRJ
RICHARD-ROBINSON	25256	XNJFH
WILLAMFINNEGAN	25256	XNJRT
WILLIWFINNIGAN	25256	XNNMX
WILLIAM-FINNEGAN	25257	XNCHX
WILLIAM FINNEGAN	25257	XNHFM
WILLIAM-FINNGANG	25258	XNCCN
WILLIAMFINNEGAN	25258	XNCTM
ANNABEL MAY CHENEY	25258	XNJZN
WILLIAM-FINNEGAN	25259	MMHTH
DANIEL KERR JR	25259	XNCRR
DARLENE HANNAH	25259	XNJZN
FINNEGAN	25260	MMNMN
WILLIAM FINNAGEN	25260	MMNMZ
WILLIAM-FINNEGAN	25260	XNCRF
BILL-FINNIGAN	25260	XNCXR

November 8, 2016

**Personal Choice Detail by Political Subdivision
Camden County**

Local BOE- Pennsauken Township

Vote for Three

Political Subdivision: Pennsauken

Write-in Name	Machine	Voter Tag
BILL-FINNIGAN	25260	XNCXR
BILL-FINNIGAN	25260	XNCXR
WILLIAM FINNEGAN	25260	XNJFM
ANDRES RODRIGUEZ	25260	XNJHR
WILLIAM FINNEGAN	25260	XNJHT
FINNEGAN	25261	XNCFN
CLINTON	25261	XNJJZ
JOSH DOUGHERTY	25262	XNCCH
WILLIAM FINNEGAN	25262	XNCJN
WILLIAM FINNEGAN	25262	XNCTX
WILLIAM-FINNIGAN	25262	XNJHR
PETER-CARUSO	25262	XNJHR
WILLIAMFINNEGAN	25262	XNJRZ
WILLIAM	25263	MMJXF
FINNEGAN	25263	MMJXF
WILLIAM FINNEGAN	25263	XNCFR
WILIAM-FNERGAN	25263	XNCJR
WANO CARTER	25263	XNCRM
WILLIAM FINNEGAN	25263	XNHFH
WILLIAMFINNEGAN	25263	XNHTC
WILLIAM-FINNEGAN	25263	XNHTJ
JENNIFER SLATTERY	25264	XNHTR
WILLIAM FINNEGAN	25264	XNJZX
MARY J GILBERT	25264	XNNHC
WILLIAM-FINNEGAN	25265	XNCRC
WM.FINNIGAN	25266	XNJMC
FINNEGAN	25268	XNCFJ
WILLIAM FINNIGAN	25268	XNCJC
ANNA WATSEY	25268	XNRMT
FINEGAN	25269	XNNHT
FINNEGAN	25571	XNJZR
WILLIAM FINNEGAN	25572	MMCRT
KURT PRATT	25572	MMJZC
WILLIAM FINNIGON	25572	XNJCR
WILLIAM FINNAGAN	25572	XNJXC
WILLIAM FINNEGAN	25573	XNCXX
WILLIAM FINNEGAN	25573	XNJJX
FINNEGAN	25573	XNRFX
BIDDLE-MAYER	25574	XNCZN

November 8, 2016

**Personal Choice Detail by Political Subdivision
Camden County**

Local BOE- Pennsauken Township

Vote for Three

Political Subdivision: Pennsauken

Write-in Name	Machine	Voter Tag
WILLIAM-FINNEGAN	25574	XNJHJ
RONALD CORNWALL	25575	XNJMM
WILLIAM FINNIGAN	25575	XNJNR
WILLIAMFINNEGAN	25576	MMJFC
MARYANN MELONI	25576	XNCZZ
LOU MELONI	25576	XNCZZ
GOOFY	25576	XNJFT
DONALD	25576	XNJFT
DAISY DUCK	25576	XNJFT
FINNIGAN	25576	XNJFX
WILLIAM FINNIGAN	25576	XNNHM
W--FINNEGAN	25576	XNNRN
WILLIAM-FINNEGAN	25577	MMCMC
WILLIALFINNAGAN	25577	XNCFH
WILLIAM FINAGEN	25577	XNCJF
WILLIAM FINNEGAN	25577	XNJXH
WILLIAM-FINNEGAN	25577	XNJZM
ALEXANDER AQUILINO	25579	XNCCR
WILLAM FINAGAN	25579	XNCNF
WILLIAM FINNEGAN	25579	XNCNZ
KIM RAY	25579	XNHTJ
WILLIAN FINNIGAN	25579	XNJCH
WILLIAM-FINNEGAN	25579	XNJRM
WILLIAM FINAGAN	25580	XNCZM
JONATHAN HUTTON	25580	XNJCX
JIM HUTTON	25580	XNJCX
CATHERINE HUTTON	25580	XNJCX
WILLIAM FINNEGAN	25580	XNJJR
FINNEGAN	25580	XNNHM
FINNEGAN	25580	XNNRF
MICHAEL GUNKEL	25581	XNJZM
WILLAM FINNEGAN	25583	MMNMX
WILLIAM FINNEGAN	25583	XNCNT
WILLIAM FINNEGAN	25583	XNCRC
JAMES-FINNIGAN	25583	XNNCC
MICHAEL OBRIEN	25583	XNNHZ
WILIAM-FINNEGAN	25584	XNCZN
DANNY-OBREN	25584	XNJHH
FINNEGAN	25584	XNJJC

November 8, 2016

**Personal Choice Detail by Political Subdivision
Camden County**

Local BOE- Pennsauken Township

Vote for Three

Political Subdivision: Pennsauken

Write-in Name	Machine	Voter Tag
THOMAS LINEMAN	25584	XNJMJ
THOMAS LINEMAN	25584	XNJMJ
WILLIAM FINNEGAN	25584	XNJRN
ROSE KENNEOY	25584	XNNMR
JOAN HAWKINS	25584	XNNMR
JACKIE ST HILL	25584	XNNMR
WILLIAM FINNAGIN	25585	MMJJF
FINNEGAN	25585	MMJTJ
WILLIAM-FINNEGAN	25585	MMNMX
WILLIAM--FINNEGAN	25585	XNJCT
I---WILLIAN-FINNGEAN	25585	XNJFJ
FINNEGIN	25587	MMHNT
BETTY	25588	MMCRC
WILLIAM FINNEGAN	25588	MMJTM
WILLIAM FINNEGAN	25588	XNCNF
WILLIAMFINNEGAN	25588	XNHFC
MICHAELSTARGELL	25588	XNHTJ
LFINNIGAN	25588	XNJCZ
WILLIAM FINNIGAN	25588	XNJFC
BILLFINNEGAN	25588	XNJZT
NICK PERRY	25588	XNNRC
FINNEGAN,WILLIAM	25589	XNCFX
JUSTIN T QUILES	25589	XNCRC
JUSTIN T QUILES	25589	XNCRC
JUSTIN T QUILES	25589	XNCRC
WILLIAM-FINNEGAN	25589	XNJRT
WILLIAM FINNEGAN	25589	XNJZH
RON PAUL	25590	XNCCX
FAGILLI	25590	XNJTT
MICHAEL FINNEGIN	25591	XNJRJ
JOHNMACCLIN	25592	XNJZT
WILLIAM-FINNEGAN	25592	XNNRX
TIFFANY DAVIS	25592	XNRMF
MARY GILBERT	25592	XNRMF
DENNIS BLACKWELL	25592	XNRMF
JOSEPH CORNELLY	25593	XNCNF
WILLIAM FINNEGAN	25593	XNCRC
WILIAM-FINNEGAN	25593	XNNHZ
WILLIAM-FINNEGAN	25594	XNJMT

November 8, 2016

**Personal Choice Detail by Political Subdivision
Camden County**

Local BOE- Pennsauken Township

Vote for Three

Political Subdivision: Pennsauken

Write-in Name	Machine	Voter Tag
WILLIAM FINAGEN	25594	XNNRM
WM FLANNAGE	25696	XNCZZ
WILLIAM FINNEGNN	25699	XNCHJ
WILLIAM-FINNEGAN	25699	XNCZJ
WILLIAM FINNEGAN	25699	XNJFM
WILLIAM FENNIGAN	25699	XNJTJ

Pine Hill Council

Vote for Two

Political Subdivision: Pine Hill

Write-in Name	Machine	Voter Tag
ARTHUR SEIFERT	25271	MMCRF
ARTHUR SEIFERT	25271	MMJTT
WILLIAM MARSHALL	25271	XNCXR
HEATHER GALLAGHER	25271	XNCXR
OTHER	25272	MMHXH
OTHER	25272	MMHXH
TIM CALFANT	25272	XNJCJ
NONE OF ABOVE	25272	XNJCJ
CARL FISHER	25272	XNJZC
MAGDALENA PAINTER	25273	MMNMT
JASON PAINTER	25273	MMNMT
JON SNOW	25273	XNCTR
CHESTY PULLER	25273	XNCTR
IS-THEFT	25273	XNNHR
NO	25274	MMHTZ
NO	25274	MMHTZ
N-A	25274	MMNMR
THOMAS- FARRELL	25274	XNJHT
THOMAS FARRELL	25274	XNJHT
JOE MCMAHON	25274	XNRMF
GERRY YOST	25274	XNRMF
RONALD TOWASSELLO	25595	XNJCR
RONALD TOMASELLO	25595	XNJCR
DENNIS CAHILL	25597	MMHXN
CACHINA BISOM	25597	MMHXN
KEIF SIMON	25597	XNCCR
KEIF SIMON	25597	XNCCR

November 8, 2016

**Personal Choice Detail by Political Subdivision
Camden County**

Pine Hill Council

Vote for Two

Political Subdivision: Pine Hill

Write-in Name	Machine	Voter Tag
JOSHUA-GEER	25597	XNCZR
JOSHUA-GEER	25597	XNCZR
TOM FARRELL	25599	XNHTT
TOM FARRELL	25599	XNHTT
HELMBOLD-WILLIAM	25599	XNNHX
BIGHAM-LACEY	25599	XNNHX
FRANK HARTMAN	25706	XNJCX
THOMASFORSTER	25706	XNJMR
THOMASFORSTER	25706	XNJMR

Local BOE- Pine Hill Boro

Vote for Three

Political Subdivision: Pine Hill

Write-in Name	Machine	Voter Tag
JUSTIN SCHEUREN	25270	MMHNT
JUSTIN SCHEUREN	25270	MMHNT
THOMAS BERMINGHAM	25270	XNCFJ
ANGELA-COOPER	25270	XNCZN
THOMAS BERMINGHAM	25270	XNJNX
SARA'NICOLL	25271	MMCMH
SARA NICOLL	25271	MMHFZ
JAMES WAKELY	25271	MMHXC
JAMES T WAKELEY	25271	XNCCC
JAMES T WAKELEY	25271	XNCJR
ANDREA FINKEL	25271	XNHTM
NQ	25271	XNJMC
LOIS PARKER	25271	XNJTH
JAMES T WAKELEY	25271	XNJTH
LOIS PARKER	25271	XNJXJ
MARCUS HOUGH	25271	XNJZT
KIM GLENN	25272	XNCMZ
LATTANZIO	25272	XNCNN
SUSAN DUFFIELD	25272	XNCTF
KAREN PITTS	25272	XNCTF
NONE OF ABOVE	25272	XNJCJ
MICKY MOUSE	25272	XNJCJ
STACI	25272	XNJHN
LOIS-PARKER	25272	XNJRJ

November 8, 2016

**Personal Choice Detail by Political Subdivision
Camden County**

Local BOE- Pine Hill Boro

Vote for Three

Political Subdivision: Pine Hill

Write-in Name	Machine	Voter Tag
JIM-WAKLEY	25272	XNJRJ
COOPER	25272	XNJZH
ROXANNE-EVANS	25273	XNCCH
ROXANNE EVANS	25273	XNCCH
ROSS FARIES	25273	XNCFZ
PURPLE CYCLOPS	25273	XNCFZ
THOMAS R KNOTT	25274	MMHXR
WILLIAMWHITE	25274	XNCCF
WILLIAMWHITE	25274	XNCCF
BENARD SANDERS	25274	XNCHN
JIM WAKELY	25274	XNCJJ
LOIS PARKER	25274	XNCJJ
DONAADDUCK	25274	XNCMF
JILL BUTLER	25274	XNCMZ
JEFF BUTLER	25274	XNCMZ
LOIS PARKER	25274	XNCRM
JAMES T WAKELY	25274	XNCRM
SCOTT FORD	25274	XNCZN
JOSEPH CLEMENT	25274	XNCZN
JAMES-T-WAKELEY	25274	XNJFM
WILLIAM-J-WHITE-III	25274	XNJFX
THOMAS FARRELL	25274	XNJHT
ELIZABETH BRILES	25274	XNJHT
TERRY-HARRIS	25274	XNJMR
WILLIAM-WHIET	25274	XNJRR
LOIS PARKER	25274	XNNHH
JAMES T WAKELEY	25274	XNNHH
NATHANIEL WILLIAMS JR	25274	XNNHR
RICHARD WRIGHT	25274	XNNRM
LOIS PARKER	25274	XNNRN
JAMES T WAKELEY	25274	XNNRN
JAMES-WAKLEY	25274	XNNRR
PATTY WEBSTER	25274	XNRMF
ANGELA-COOPER	25275	XNHFN
BROWN	25275	XNNMM
BRIMM	25275	XNNMM
DAMON PEOPLES	25595	XNCNN
JAMES-WAKELY	25595	XNJJZ
THOMAS-BERMINGHAM	25595	XNJMH

November 8, 2016

**Personal Choice Detail by Political Subdivision
Camden County**

Local BOE- Pine Hill Boro

Vote for Three

Political Subdivision: Pine Hill

Write-in Name	Machine	Voter Tag
LEE	25595	XNJNR
MIKE WARING	25597	MMHXN
CASSANDRA STEVENSON	25597	MMHXN
LOIS PARKER	25597	MMJXM
LES GALLAGER	25597	MMJXM
DEAN YEATER	25597	XNCCN
KEIF SIMON	25597	XNCCR
KEIF SIMON	25597	XNCCR
KEIF SIMON	25597	XNCCR
LINDA WILLIS	25597	XNCFE
ERIC HICKMAN	25597	XNCFE
JIM-WAKLEY	25597	XNCJF
DONNA-BRADY	25597	XNCJF
JAMES	25597	XNCNJ
LOIS PARKER	25597	XNCNZ
LOIS PARKER	25597	XNHFT
ANGELA NOLAN COOPER	25597	XNHFT
ANGELA NOLAN COOPER	25597	XNNRR
MARK MEEHL	25598	XNCMF
GARY EGGERS	25598	XNCMF
THOMAS STRUBE	25598	XNCMH
REBECCA JENTSCH	25598	XNCRC
GHISLAINE BOSSARD	25598	XNCRC
TRAJAN BARRERA	25598	XNCZM
GEORGE BAINES	25598	XNJNT
LOIS-PARKER	25598	XNJZX
JAMES-WAKELEY	25598	XNJZX
SEAN SAVERY	25599	MMCMT
CHRISTINE BOYD	25599	MMCMT
BOB STROUP	25599	MMCRF
THOMAS R KNOTT	25599	MMCRH
LINDA D'ERRICOO	25599	MMCRJ
BRITTANY D'ERRICO	25599	MMCRJ
LOUIS PARKER	25599	MMHTC
JAMES T WAKLEY	25599	MMJTX
LOIS PARK	25599	XNCCJ
JAMES T WAKELEY	25599	XNCCJ
LOIS PARKER	25599	XNCCX
JAMES WAKLEY	25599	XNCCX

November 8, 2016

**Personal Choice Detail by Political Subdivision
Camden County**

Local BOE- Pine Hill Boro

Vote for Three

Political Subdivision: Pine Hill

Write-in Name	Machine	Voter Tag
JAMES T WAKELEY	25599	XNCMC
JIM-WALKEY	25599	XNCMF
LOIS PARKER	25599	XNCNC
JAMES WAKLEY	25599	XNCTH
TED NUGENT	25599	XNHFT
SEAN FARRELL	25599	XNHTT
SEAN FARRELL	25599	XNHTT
SEAN FARRELL	25599	XNHTT
DAVID WRIGHT	25599	XNJHF
MICKY	25599	XNJMR
WILLIAM WHITE III	25599	XNJTT
THERESA-WHITE	25600	XNCFX
LOIS PARKER	25600	XNCMF
ANGELA NOLAN COOPER	25600	XNCMF
LOIS PAPER	25600	XNJHM
ANGELA NOLAN COOPER	25600	XNJHM
LOIS PARKER	25600	XNJHZ
ANGELA NOLAN COOPER	25600	XNJHZ
LOIS PARKER	25600	XNNCC
ANGELA NOLAN COOPER	25600	XNNCC
LOIS PARKER	25706	XNCFE
LOIS PARKER	25706	XNHFZ
JAMES T WAKELEY	25706	XNHFZ
SARA NICOLL	25706	XNHTM
SARA B NICOLL	25706	XNJFX
DAVID NICOLL	25706	XNJFX
WILLIAM F EICHFELD,JR	25706	XNJJJ
HERMAN MACKEY,III	25706	XNJJJ
ANDREA FINKEL	25706	XNJXJ
BETTY L. JONES	25706	XNNHM

Runnemede Council

Vote for Two

Political Subdivision: Runnemede

Write-in Name	Machine	Voter Tag
TIMOTHY SMITH	25276	XNJMN
WILLIAM WELSH	25276	XNRMZ
TIM SMITH	25276	XNRMZ

November 8, 2016

**Personal Choice Detail by Political Subdivision
Camden County**

Runnemede Council

Vote for Two

Political Subdivision: Runnemede

Write-in Name	Machine	Voter Tag
HEYWOOD JABLOWME	25277	MMNMX
RACHEL-COLLINS	25277	XNCNJ
PAUL-DAILY	25277	XNCNJ
RON PAUL	25280	XNJNM
TERRYFREIL	25281	XNCCT
JIWFREIL	25281	XNCCT
MELONIE SHAW	25281	XNNRM
JACK SHAW	25281	XNNRM
JOVITA SALAMONE	25603	XNJCH
JOE SALAMONE	25603	XNJCH
JOHN RIDDLE	25603	XNNRT
ED WHITE	25604	XNCNX
ED WHITE	25604	XNCNX
WALT STUCKERT	25604	XNCXX
JOHN WENTZELL	25604	XNCXX
ED WHITE	25604	XNJCR
NICHOLAS CIERVO	25604	XNJZN
MATHEW FLAGER	25604	XNJZN
BRUCE-WILDERMUTH	25605	MMHZM
DAVID COOMBE	25605	XNCNR
DAVID COOMBE	25605	XNCNR
ED WHITE	25606	MMNMT
MELONIE SHAW	25606	XNCJH
JACK SHAW	25606	XNCJH
BOB HENREY	25606	XNCNM
LARRY WASHART	25606	XNCNR
RYAN-LICKFELD	25606	XNJCF
JOHNNY-FOOTBALL	25606	XNJCF
LEO-ENGSTROM	25606	XNJXZ
MELONIE SHAW	25606	XNJZT
JACKSHAW	25606	XNJZT
ED WHITE	25686	XNJCZ
ED WHITE	25686	XNJCZ
JAMES SHARP	25686	XNNCM
JAMES SHARP	25686	XNNCM
MICKEY	25700	XNJFX
GOOFY	25700	XNJFX

November 8, 2016

**Personal Choice Detail by Political Subdivision
Camden County**

Black Horse Pike Regional Member BOE Runnemedede

Vote for One

Political Subdivision: Runnemedede

Write-in Name	Machine	Voter Tag
ANYONNE NEW	25276	XNHTF
NICOLE WISMER	25276	XNHTX
BRYAN ENRIGHT	25277	XNCNN
AMY FARRY	25280	MMHXJ
WILLIAM OBERT	25280	MMHXT
AMY FARRY	25280	XNCJX
RON PAUL	25280	XNJNM
COLLEEN KURTH	25281	XNCCJ
JACK SHAW	25281	XNNRM
EUGENE KAVENGHT	25602	XNNCH
AMY FARRY	25603	XNNMC
ROBERT HAMILTON JR	25604	XNCHZ
ED WHITE	25604	XNCNX
NOT-THEM	25604	XNNRM
REBECCA NAPHYS	25606	XNJJZ
AMY FARRY	25698	XNCHF
ANYONE ELSE	25698	XNHTF
DENISE BUZZ	25698	XNNMH
RON PAUL	25700	XNJRZ

Local BOE- Runnemedede Boro

Vote for Three

Political Subdivision: Runnemedede

Write-in Name	Machine	Voter Tag
AMY-FARRY	25276	XNCFT
JASON KOHLMYER	25276	XNCJR
KIMBERLY-FOSTER	25276	XNCTH
TURNER BRATTAN	25276	XNHTX
LAEL BRATTAN	25276	XNHTX
JOHN FLYNN	25276	XNJHX
NA	25276	XNJMX
AMY FARRY	25276	XNNMR
WILL MARKER	25276	XNNMX
PATRICK MORIARTY	25277	MMNMX
CARLY FERRO	25277	XNCMZ
NO	25277	XNCNN
DONOTKNOW	25277	XNCNT
MATTHEW MILANESE	25277	XNJJF

November 8, 2016

**Personal Choice Detail by Political Subdivision
Camden County**

Local BOE- Runnemedede Boro

Vote for Three

Political Subdivision: Runnemedede

Write-in Name	Machine	Voter Tag
AMY-FAFFY	25277	XNJXC
MATTHEW MILANESE	25277	XNNMR
UNDECIDED	25280	XNCFT
SMITH	25280	XNCHZ
JOE-LIPOMI	25280	XNCJH
JAMES TIEMAN	25280	XNCRZ
RON PAUL	25280	XNJNM
RON PAUL	25280	XNJNM
RON PAUL	25280	XNJNM
JOEMINGLE	25280	XNJZT
MICHAEL NAPHYS	25280	XNNCM
REBECCA NAPHYS	25280	XNNMJ
CARLY FERRO	25281	MMHTH
MICHAEL F. NAPHYS	25281	MMHXR
MARY ABRAMS	25281	MMJFM
ANNE NOBLE	25281	MMNMF
COLLEEN KURTH	25281	XNCCJ
NOREENLEANE	25281	XNCTT
AMY FARRY	25281	XNCFT
AMANDA FARRY	25281	XNCTX
AMY FARRY	25281	XNJJM
AMY FARRY	25281	XNJNX
FARRY	25281	XNJXT
MELONIE SHAW	25281	XNNRM
JACK SHAW	25281	XNNRM
AMY FARRY	25281	XNRMZ
AMY FARRY	25602	XNCHF
AMY FARRY	25602	XNCNF
BARBARA SAMS	25602	XNCNM
PATRICK DEMPSEY	25602	XNCNX
FRANCIS MARCIANO	25602	XNCZR
AMY FARRY	25602	XNJRF
RICHARD ERECTO	25602	XNJTN
HARRY MAPPS	25602	XNNMF
F	25603	XNCCJ
AMY FARRY	25603	XNCTT
JOVITA SALAMONE	25603	XNJCH
AMY FARRY	25603	XNJRJ
DAN CONARD	25603	XNNHF

November 8, 2016

**Personal Choice Detail by Political Subdivision
Camden County**

Local BOE- Runnemede Boro

Vote for Three

Political Subdivision: Runnemede

Write-in Name	Machine	Voter Tag
AMY FARRY	25603	XNNMC
BRYAN HICKEN	25604	XNCNC
CARLY K. FERRO	25604	XNHFR
AMY FARRY	25604	XNHTF
AMY FARRY	25604	XNHTZ
BRYAN HICKEN	25604	XNJCF
ALEX MCKELVEY	25604	XNJMN
AMY FARRY	25604	XNJNT
AMY FARRY	25604	XNJTT
AMY FARRY	25604	XNJXJ
NICHOLAS CIERVO	25604	XNJZN
AMY FARRY	25604	XNNHN
JOE MINGLE	25605	XNCJM
DAVID COOMBE	25605	XNCNR
AMY FERRY	25605	XNJCN
AMY FERRY	25605	XNNHN
JOSEPH MINGLE	25605	XNRFC
GINA BOWNE	25606	MMHZT
AMY FARRY	25606	XNCHN
JACK SHAW	25606	XNCJH
JEN HICKEN	25606	XNCNM
AMY FARRY	25606	XNCNX
AMY FARRY	25606	XNCRR
RACHEL SESKO	25606	XNCZF
MICHAEL NAPHYS	25606	XNCZJ
DESIREE CEYLAN	25606	XNHFM
CARLY FARRO	25606	XNHTZ
AMY FARRY	25606	XNJFZ
DON	25606	XNJHM
AMY FAREY	25606	XNJJX
MICHAEL NAPHYS	25606	XNJJZ
SEAN TIGHE	25606	XNNCR
JACKIE-ORTIZ	25686	XNCJC
AMY FARRY	25686	XNCMF
CARLY K FERRO	25686	XNHFZ
NA	25686	XNJHT
AMY FARRY	25686	XNJRM
AMY FARRY	25686	XNJXX
AMY FARRY	25698	XNCHF

November 8, 2016

**Personal Choice Detail by Political Subdivision
Camden County**

Local BOE- Runnemedede Boro

Vote for Three

Political Subdivision: Runnemedede

Write-in Name	Machine	Voter Tag
DENISE BUZZ	25698	XNNMH
PANZARELLA	25698	XNRRR
AMY FARRY	25700	XNCCJ
ANNETTE MARKER	25700	XNCFN
KIMBERLY FOSTER	25700	XNJCM
MINNIE	25700	XNJFX
KIMBERLY-FOSTER	25700	XNJRN
PATRICIA WILSON	25700	XNJRZ
KIMBERLY FOSTER	25700	XNJTT

Somerdale Council

Vote for Two

Political Subdivision: Somerdale

Write-in Name	Machine	Voter Tag
DANY HANNA	25282	XNCXR
MARK RESSA	25282	XNHFC
SHERYL BALD	25282	XNJMR
MARC RITZ	25284	XNJRF
MELISSA LEVER	25285	XNCHC
NONE	25285	XNNRM
NONE	25285	XNNRM
PZ MATTHEWS	25608	XNJMC
MARC RITZ	25609	XNCFR

Sterling Regional Member BOE Somerdale

Vote for One

Political Subdivision: Somerdale

Write-in Name	Machine	Voter Tag
BRIAN SIME	25282	XNJFH
SHERYL BALD	25282	XNJMR
PINNOCO-GEPETO,,PRES,,	25285	XNCTN
BRIAN-SIME	25607	XNJRJ
JIMMY--NGO	25608	XNNRC
JARED INGEGNERI	25609	XNJMT
JARED INGEGNERI	25609	XNJRC
OONAIID-DUCK	25610	XNCJN

November 8, 2016

**Personal Choice Detail by Political Subdivision
Camden County**

Local BOE- Somerdale Boro

Vote for Three

Political Subdivision: Somerdale

Write-in Name	Machine	Voter Tag
CHIP REITANO	25282	XNCHF
SHERYL BALD	25282	XNJMR
MINNIE MOUSE	25282	XNJZJ
MICKEY MOUSE	25282	XNJZJ
CHIP REITANO	25282	XNNMM
KEVIN SMITH	25284	XNCTM
MICHELE OBAMA	25607	MMCRN
CHIP REITANO	25607	MMCRN
TRICIA GRAEFF	25607	MMHXX
CHRIS KLENK	25610	XNNHJ

Stratford Council

Vote for Two

Political Subdivision: Stratford

Write-in Name	Machine	Voter Tag
STRATFD CT PRO WRESTLIN	25289	XNCXZ
DAWN MARTIN	25289	XNJTF
MICHAEL COBURN	25291	XNCXH
MICHAEL COBURN	25291	XNCXH
GREGORY FULTON	25612	XNCZC
BRIAN-BARRETT-JR	25615	XNJFR
CAPTIN CRUNCH	25616	XNCHX

Sterling Regional Member BOE Stratford

Vote for Two

Political Subdivision: Stratford

Write-in Name	Machine	Voter Tag
MARK NAPOLEAN	25286	XNCHH
DAWN MARTIN	25286	XNHFJ
KEN-CARMAN	25286	XNNHM
KEN-CARMEN	25286	XNRMX
MICHAEL HANNA	25287	XNCCT
MICHAEL HUGHES	25287	XNCCZ
MICHAEL HANNA	25287	XNCCZ
KEN CARMAN	25287	XNCFJ
BRIAN SIME	25287	XNCMR
KEN CARMAN	25287	XNCTJ

November 8, 2016

**Personal Choice Detail by Political Subdivision
Camden County**

Sterling Regional Member BOE Stratford

Vote for Two

Political Subdivision: Stratford

Write-in Name	Machine	Voter Tag
KEN CARMAN	25287	XNHFN
KEN CARMAN	25287	XNHFX
KEN CARMEN	25287	XNHTX
KEN CARMAN	25287	XNJCH
LOGAN RIDGE	25287	XNJNX
KEN CARMAN	25287	XNJTN
KEN-CARMAN	25287	XNJXC
MICHAEL D GRACE	25287	XNNRM
THOMAS KNOPKA	25287	XNRFC
JOSEPH HAHN	25288	XNCHJ
JOSEPH HAHN	25288	XNHFF
KEN CARMAN	25288	XNHTR
JOSEPH-HAHN	25288	XNJCM
KEN CARMAN	25288	XNJZR
KEN CARMAN	25289	XNCCM
BRIAN SIME	25289	XNCFR
AFFY	25289	XNCJZ
BRIAN SIME	25289	XNCXR
CAPITAL BANK	25289	XNCXZ
JOSEPH HAHN	25289	XNHTC
BRIAN SIME	25289	XNJCN
BILL GROVER	25289	XNJFF
JOE-COGAN	25289	XNJFN
BILL GROVER	25289	XNJFX
JOE HAHN	25289	XNJHF
KEN-CARMAN	25289	XNJHJ
JOSEPH HAHN	25289	XNJJT
DAWN MARIE	25289	XNJXJ
DAWN MARTIN	25289	XNJZN
DAWN-MARIE-MARTIN	25289	XNNRT
KEN CARMAN	25290	XNCRT
BERNIE-SANDERS	25290	XNRMX
KEN CARMAN	25291	XNCCM
KEN CARMAN	25291	XNCCN
MARTIN,DAWN	25291	XNCHT
BRIAN SIME	25291	XNCJN
KEN-CARMEN	25291	XNCJZ
KEN CARMEN	25291	XNCNT
JOHAHN	25291	XNCZJ

November 8, 2016

**Personal Choice Detail by Political Subdivision
Camden County**

Sterling Regional Member BOE Stratford

Vote for Two

Political Subdivision: Stratford

Write-in Name	Machine	Voter Tag
PATRICK	25291	XNHFN
PATRICK CARMODY	25291	XNHFN
LEE SHEILDS	25291	XNJJC
DAWN MARIE MARTIN	25291	XNJJN
KEVIN MCGOLDRICK	25291	XNJJZ
ADAM TARCELLI	25291	XNJMC
JOSEPH HAHN	25291	XNJXJ
KENNY CARMAN	25291	XNJZF
DAWN MARIE MARTIN	25291	XNJZZ
KEN CARMEN	25291	XNNMX
DAWN MARIE MARTIN	25291	XNRMX
DAWN MARTIN	25611	XNCFX
APRIL-SMITH	25611	XNCHZ
DAWNMARTIN	25611	XNCJC
EDWARD TRAUTZ	25611	XNHTR
KEVIN MCCORMICK	25611	XNJRH
MR REBECCA	25611	XNJZX
KEN CARMAN	25611	XNNCR
KEN CARMAN	25611	XNRMZ
KEN CARMAN	25611	XNRRM
HELEN MURPHY	25612	XNCHX
DAWN MARIE MARTIN	25612	XNCJR
KEN CARMEN	25612	XNCMC
MIKE SANTORO	25612	XNCNJ
KEN CARMAN	25612	XNCRF
GREGORY FULTON	25612	XNCZC
KEN CARMAN	25612	XNCZH
WILLIAM GROVER	25612	XNHTR
KEN-CARMAN	25612	XNJCN
JOHN KRIHWAN	25612	XNJHT
KEN CARMAN	25612	XNJMT
KEN CARMAN	25612	XNJZR
DAWN MARTIN	25612	XNJZR
KEN CARMAN	25612	XNJZZ
BILL SMITH	25612	XNNRC
DAWN MARTIN	25612	XNRRR
MATTHEW MEYERS	25613	XNCMC
CHRIS CHRISTIE	25613	XNCTT
KEN CARMEN	25613	XNJHR

November 8, 2016

**Personal Choice Detail by Political Subdivision
Camden County**

Sterling Regional Member BOE Stratford

Vote for Two

Political Subdivision: Stratford

Write-in Name	Machine	Voter Tag
DAWN-MARIE-MRTIN	25613	XNJMR
HAN SOLO	25613	XNNMT
DAWN MARIE MARTIN	25613	XNNRF
JOE-HAHN	25613	XNNRJ
KEN CARMAN	25614	MMHNT
JOE-HAHN	25614	MMHXH
KEN CARMAN	25614	MMHXM
KEN CARMAN	25614	XNCJZ
JOSEPH HAHN	25614	XNCRX
JOSEPH HAHN	25614	XNCTN
JOSEPH HAHN	25614	XNCZT
BRIAN SIME	25614	XNJCH
KEN CARMEN	25614	XNJFZ
DAWN MARIE MARTIN	25614	XNJJN
BRIAN SIME	25614	XNJJX
BILL GROVER	25614	XNJMH
JOSEPH-HAHN	25614	XNJRJ
JOSEPH HAHN	25614	XNJRM
KEN CARMAN	25614	XNJXX
KENKARMAN	25614	XNJZN
JOEPH HAHN	25614	XNRMT
ARELIS TORRES	25615	XNCFC
ROBERT TAYLOR	25615	XNCTH
MICKEY MOUSE	25615	XNCTH
KENCARMEN	25615	XNHTT
KEN CARMAN	25615	XNNMR
KEN-CARMEN	25616	XNCFC
JOHN M MARCH	25616	XNCHH
SCOOBY DOO	25616	XNCHX
KEN CARMAN	25616	XNCJF
DAWN	25616	XNCJH
KEN CARMAN	25616	XNCNJ
DAWN-MARTIN	25616	XNCZZ
JIM KAY	25616	XNHFF
DAWN MARTIN	25616	XNHTC
KEN-CARMEN	25616	XNJHC
KEN CARMAN	25616	XNJHZ
JOE HAHN	25616	XNJMM
KENCARMAN	25616	XNJZF

November 8, 2016

Personal Choice Detail by Political Subdivision
Camden County

Sterling Regional Member BOE Stratford

Vote for Two

Political Subdivision: Stratford

Write-in Name	Machine	Voter Tag
DAWN MARIE MARTIN	25616	XNNMF
KEN CARMAN	25616	XNRRR

Local BOE- Stratford Boro

Vote for Three

Political Subdivision: Stratford

Write-in Name	Machine	Voter Tag
DAWN MARIE MARTIN	25286	XNCCX
DAWN-MARIE-MARTIN	25286	XNCFT
DAWN MARIE MARTIN	25286	XNHFH
DAWN MARTIN	25286	XNHFJ
SCOTT WATTS	25286	XNJMZ
JOHN DUDLEY	25286	XNJMZ
DAWN-MARIE-MARTIN	25286	XNJRH
JOE HANH	25286	XNJTM
DAWN MARTIN	25286	XNNMC
DAWN-MARTIN	25286	XNRMX
MICHAEL HANNA	25287	XNCCT
MICHAEL HANNA	25287	XNCCZ
DAWN MARIE MARTIN	25287	XNCNF
DAWN MARTIN	25287	XNCTJ
DAWN MARTIN	25287	XNCXN
DAWN MARIE MARTIN	25287	XNHFX
DAWN MARIE MARTIN	25287	XNJMF
CAITLIN GRACE	25287	XNNRM
DAWN-MARIE-MARTIN	25287	XNNRX
DAWN MARIE MARTIN	25288	XNCHR
JOE	25288	XNHFH
DAWN MARTIN	25288	XNHTR
JOHN BRENNAN	25288	XNRFN
JOE HAHN	25289	MMHNF
PRINCETON CONDOS	25289	XNCXZ
ERNESTO PEREZ	25289	XNCXZ
JOSEPH HAHN	25289	XNCZC
KEN CARMAN	25289	XNHTT
DAWN MARIE MARTIN	25289	XNHTX
DAWN MARTIN	25289	XNJCR
DAWN MARIE MARTIN	25289	XNJCT

November 8, 2016

**Personal Choice Detail by Political Subdivision
Camden County**

Local BOE- Stratford Boro

Vote for Three

Political Subdivision: Stratford

Write-in Name	Machine	Voter Tag
DAWN MARIE MARTIN	25289	XNJNN
DAWN MARIE MARTIN	25289	XNJRF
DAWN MARTIN	25289	XNJTF
DAWN MARIE MARTIN	25289	XNJXT
DAWN MARTIN	25289	XNJXZ
DAWN WARTIN	25289	XNJZN
BARBARA TALUCCI	25289	XNJZZ
JOSEPH-HAHN	25289	XNNRM
KEN CARMEN	25290	XNCHJ
KEN CARMAN	25290	XNJFT
BERNIE-SANDERS	25290	XNRMX
KEN CAMERON	25291	XNCFH
DAWN MARIE MARTIN	25291	XNCHF
MARTIN,DAWN	25291	XNCHT
DAWN MARTIN	25291	XNCJN
KEN-CARMEN	25291	XNCJZ
MARTIN	25291	XNCMZ
DAWN MARIE MARTIN	25291	XNCRC
DAWN MARIE MARTIN	25291	XNCRH
DAWN MARIE MARTIN	25291	XNCRJ
PATRICK CARMODY	25291	XNHFN
APRIL SMITH	25291	XNJCX
KEN-CARMEN	25291	XNJHF
JOSEPH HAHN	25291	XNJHZ
TIM-KANE	25291	XNJJC
DAWN-MARIE-MARTIN	25291	XNJJN
ADAM TARCELLI	25291	XNJMC
DAWN-MARTIN	25291	XNJMR
DAWN MARIE MARTIN	25291	XNJRM
JOE-HAHN	25291	XNJRR
KEN	25291	XNJTT
RONALD MORELLO	25291	XNJXH
BRIAN GIBSON	25291	XNJXJ
KEN CARMAN	25291	XNJXN
DAWN MARIE MARTIN	25291	XNJXT
DAWN MARTIN	25291	XNJXZ
DAWN MARIE MARTIN	25291	XNJZC
DAWN MARIE MARTIN	25291	XNJZF
DAWN MARIE MARTIN	25291	XNJZX

November 8, 2016

**Personal Choice Detail by Political Subdivision
Camden County**

Local BOE- Stratford Boro

Vote for Three

Political Subdivision: Stratford

Write-in Name	Machine	Voter Tag
DAWN MARIE MARTIN	25291	XNJZZ
DAWN MARTIN	25291	XNNMX
PATRICK CARMODY	25291	XNNMZ
DAWN MARTIN	25611	XNCRN
DAWNN MARIE MARTIN	25611	XNCZX
DAWN MARIE MARTIN	25611	XNHFZ
DAWN-M-MARTIN	25611	XNJCT
KEVIN MCCORMICK	25611	XNJRH
DAWN MARTIN	25611	XNNCR
CARMEN	25611	XNNHN
DAWN-MARIE-MARTIN	25611	XNNMN
DAWN MARTIN	25611	XNRMZ
DAWN MARTIN	25611	XNRRM
MICHAEL SANTORO	25612	XNCHT
DAWN MARTIN	25612	XNCJC
DAWN MARIE MARTIN	25612	XNCJR
DAWN MARIE MARTIN	25612	XNCMM
LOGAN RIDGE	25612	XNCNF
MIKE SANTORO	25612	XNCNJ
DAWN MARIE MARTIN	25612	XNCNR
GREGORY FULTON	25612	XNCZC
DAWN MARIE MARTIN	25612	XNCZH
KEN-CARMAN	25612	XNCZR
ST MAUR	25612	XNJFN
JOHN KRIHWAN	25612	XNJHT
KEN CARMAN	25612	XNNMH
JOHN KRIHWAN	25612	XNRFC
DAWN MARIE MARTIN	25612	XNRMF
BOONE	25613	XNHFM
KIM SIMS	25613	XNJHR
DAWN MARIE MARTIN	25613	XNJHR
LISA TAYLOR	25613	XNNMC
LUKE SKYWALKER	25613	XNNMT
DAWN MARIE MARTIN	25614	MMHXM
DAWN MARTIN	25614	MMJTX
DAWN MARIE MARTIN	25614	XNCFM
DAWN MARIE MARTIN	25614	XNCHJ
DAWN MARIE MARTIN	25614	XNCHJ
DAWN MARIE MARTIN	25614	XNCJZ

November 8, 2016

**Personal Choice Detail by Political Subdivision
Camden County**

Local BOE- Stratford Boro

Vote for Three

Political Subdivision: Stratford

Write-in Name	Machine	Voter Tag
JOSEPH HAHN	25614	XNCMN
DAWN MARTIN	25614	XNCNC
HARRY COOK	25614	XNJCH
DAWN MARTIN	25614	XNJHN
DAWN MARIE MARTIN	25614	XNJJN
MATTHEW BELL	25614	XNJRM
KEN-CARMAN	25614	XNJRR
DAWN MARTIN	25614	XNJXH
DAWN MARIE JOHNSON	25614	XNJXX
DAWN MARTIN	25614	XNNRZ
JOSEPH HAHN	25614	XNRMT
DAWN MARIE MARTIN	25614	XNRRR
KEN CARMAN	25615	XNCHJ
KEN CARMAN	25615	XNCTH
KEN CARMAN	25615	XNHFC
DAWN-MARIE-MARTIN	25616	XNCFC
JOHN-MARCH	25616	XNCFN
JOHN M MARCH	25616	XNCHH
DAWN MARIE MARTIN	25616	XNCMX
DAWN MARIE MARTIN	25616	XNCRX
PATRICK CARMADY	25616	XNHFN
DAWN MARTIN	25616	XNHTC
KEN CARMEN	25616	XNJHC
DAWN-MARIE-MARTIN	25616	XNJNF
DAWNMARIE-MARTIN	25616	XNJRF
DAWN MARIE MARTIN	25616	XNJTN
KENCARMAN	25616	XNJZF
DAWN MARIE MARTIN	25616	XNNHZ
DAWN MARIE MARTIN	25616	XNNMF
DAWNMARIE MARTIN	25616	XNRMF

Voorhees Twp. Committee

Vote for One

Political Subdivision: Voorhees

Write-in Name	Machine	Voter Tag
CHUCK GOLDBERG	25298	XNCJN
RAVI SHANKAR	25299	MMJFC
JONATHAN DADDARIO	25302	XNJJR

November 8, 2016

**Personal Choice Detail by Political Subdivision
Camden County**

Voorhees Twp. Committee

Vote for One

Political Subdivision: Voorhees

Write-in Name	Machine	Voter Tag
IAN MENEWISCH	25303	XNJTN

Eastern Cam Co Regional Member BOE Voorhees

Vote for Two

Political Subdivision: Voorhees

Write-in Name	Machine	Voter Tag
SEAN-HICKS	25293	XNHFN
LENORE NEAL	25293	XNJRC
CHRISTINE KEEFE	25294	MMHZF
ALEXANDRA FORMOSA	25294	MMHZF
BROWN	25294	XNJMZ
STUART PLATT	25295	XNJTT
BRETT RAVITZ	25295	XNJTT
STUARTPLATTSOM	25298	XNJZC
RICHARD MANDEL	25298	XNNMJ
HAROLD COHEN	25298	XNNMJ
RAVI SHANKAR	25299	MMJFC
RAVI SHANKAR	25299	MMJFC
RON-PAULRON-PAUL	25299	XNJCT
HILARY	25300	MMCMM
GAUTAM-KHAITAN	25303	XNCMH
KIRON	25304	XNCJX
MITCHELL RICHMAN	25305	XNNHJ
ADAM RICHMAN	25305	XNNHJ
TRINKNER,BRADLEY	25306	MMHXC
FOX,ROBERT	25306	MMHXC
FRANCIS LOFTUS	25307	XNHTN
WALLY WORLD	25308	XNCHM
JOE CHMURA	25309	XNCNJ
KRISTIN PURDY	25617	MMCTJ
KRISTIN PURDY	25617	MMCTJ
PARESH-TALATI	25619	XNCXM
PAULINE WILLIAMS	25621	MMHTZ
JEMILAT ADEBIYI	25621	MMHTZ
SHEN	25623	XNCCN
OARRYL BECKMAN	25625	XNCNR
DANIEL-NAPHYS	25625	XNCNR
ANDREW KARCSH	25626	XNJZN

November 8, 2016

**Personal Choice Detail by Political Subdivision
Camden County**

Eastern Cam Co Regional Member BOE Voorhees

Vote for Two

Political Subdivision: Voorhees

Write-in Name	Machine	Voter Tag
TORY M IRVIN	25627	XNCNC
RANDI-KESSLER	25631	MMJFT
ELIZABETH KOLESKI	25634	XNCCH
ANITA	25635	XNNMH

Local BOE- Voorhees

Vote for Three

Political Subdivision: Voorhees

Write-in Name	Machine	Voter Tag
SEAN HICKS	25293	XNHFN
SCHMUS	25294	XNJMZ
ELIZABETH-MILES	25296	XNJRF
RAVI SHANKAR	25299	MMJFC
JOAN AUSTAN	25299	XNCFT
TAPPER,BILL	25306	MMHXC
RANDI KESSLER	25306	MMJFX
RANDI L KESSLER	25306	XNCMN
FRANCIS LOFTUS	25307	XNHTN
KRISTIN PURDY	25617	MMCTJ
KRISTIN PURDY	25617	MMCTJ
KRISTIN PURDY	25617	MMCTJ
VERMIN-SUPREME	25617	XNJRC
GWEN-DEVERA	25619	MMNMH
SCOTT BODDIE	25621	MMHTZ
TONI-ADUCAT	25622	XNNCN
JOSHUA HRIC	25623	XNJTT
SHARON MORGAN	25627	XNCJZ
LORETTA NICHOLS	25627	XNCNC
KAUSHAL MAHENORA	25629	XNCTZ
PARESH-TALATI	25631	MMJNM
JAN FISHER	25634	XNJTJ
MARK- ROMA	25778	XNJXH

November 8, 2016

Personal Choice Detail by Political Subdivision
Camden County

Waterford Twp. Committee
Vote for Two

Political Subdivision: Waterford

Write-in Name	Machine	Voter Tag
MUDRA-PATEL	25315	XNJMJ
DAN LICATA	25317	MMJNC
DANIEL LICATA	25637	XNCTM
UNCLE SAM	25642	XNCXX
PORKY PIG	25642	XNCXX

Local BOE- Waterford Township
Vote for Three

Political Subdivision: Waterford

Write-in Name	Machine	Voter Tag
RALPH-WIGEM	25312	MMNMX
DARYL-ECKERT	25312	XNCZX
DARYL-ECKERT	25312	XNHFN
SHAWN IULIICCI	25312	XNJJT
CHRISTINE IANNACO	25314	XNHTT
BETH MOUNTAIN	25315	XNHFZ
LEONARD-RUSCIANI	25316	XNCNR
MARTY BENDORF	25316	XNCTX
AN--	25317	MMJXX
RUDOLPH	25636	XNCRX
SHAWN IULIUCCI	25637	XNNRM
GREG WOOD	25638	XNCFM
ANGELO-PAPAGEORGIU	25638	XNCNC
DARYL ECKART	25639	XNCJX
NICHOLAS SPEZIALI	25639	XNJFF
DARYL ECKERT	25639	XNJTH
CONDO	25640	XNJJC
HUNG CHOU	25641	MMHXX
DANIEL LICATA	25641	XNJTF
GREG WOOD	25642	MMJFT
MICKEY MOUSE	25642	XNCXX
DAFFY DUCK	25642	XNCXX
BOB DYLAN	25642	XNCXX

November 8, 2016

**Personal Choice Detail by Political Subdivision
Camden County**

Local BOE- Winslow Township

Vote for Three

Political Subdivision: Winslow

Write-in Name	Machine	Voter Tag
BRIAN SACCO	25319	XNJTN
KIM	25320	XNCMX
MICKEY MOUSE	25321	XNCFN
MICKEY MOUSE	25321	XNCFN
MICKEY MOUSE	25321	XNCFN
THERESA WOOD	25322	XNCMM
LISA BEREZANSKY	25322	XNCTT
BRUCE FERGUSON	25323	MMHXT
RICHARD J THORNE	25646	XNJRC
KEVIN M CALDWELL	25646	XNJRC
ALEXANDER SWAN	25646	XNJRC
SOMEONE ELSE	25647	MMJNM
MORE OPTIONS	25647	MMJNM
MICKEY-MOUSE	25647	MMJNM
RIQUAN KING	25648	MMHXF
MS. FRIZZLE	25648	MMHXM
HOUIN KYOUMA	25648	MMHXM
BILL NYE	25648	MMHXM
JOSEPH NICOLO	25649	XNCFE
HEATHER ACKERMAN	25649	XNCRH
LORDSTON FOSTER	25650	XNCFC
NAAS YANCEY	25651	MMJXC
DONALD TRUMP	25651	MMJXX
ROBERT PALLANTE	25652	XNCCN
MADGE SHARP	25652	XNCCN
DAVID SCLESENGER	25652	XNJNF
DAVID SCHLERRINGER	25653	XNHFF
ROB HENRY	25653	XNJHR
BALTHAZAR MCNUGGETS	25653	XNJHR
ROBERT CUSATO	25653	XNJXN
JAMES CLOMAN	25654	MMCRR
BRIAN DORFLINGER	25655	XNCHR
STOP-RAISING-TAXES	25655	XNNHZ
STOP-RAISING-TAXES	25655	XNNHZ
STOP-RAISING-TAXES	25655	XNNHZ
RUSSELL-BATES	25657	XNJFC
MICHAEL R PENSE	25657	XNJMJ
JOE VANDERSLICE	25657	XNNCN
JOE VANDERSLICE	25657	XNNCN

November 8, 2016

**Personal Choice Detail by Political Subdivision
Camden County**

Local BOE- Winslow Township

Vote for Three

Political Subdivision: Winslow

Write-in Name	Machine	Voter Tag
JOE VANDERSLICE	25657	XNNCN
BATMAN	25658	XNJHT
MARKUS EHRICH	25659	XNCRX
MARKUS EHRICH	25659	XNCRX
MARKUS EHRICH	25659	XNCRX
DARVIS	25660	XNCTX
DORIAN THOMAS	25661	XNJNZ
TAIMA-GATES	25661	XNJTJ
JASON D MILES	25662	MMJTJ
GWENDOLYN	25662	XNCJT
NATHANIEL SMITH	25663	XNCXF
NATHANIEL SMITH	25663	XNCXF
NATHANIEL SMITH	25663	XNCXF
JACK-JENNINGS	25666	XNCJM
JULIE A PETERSON	25666	XNNRJ
JACK JENNINGS	25666	XNRFH
JULIE A PETERSON	25667	XNCRT
PORESCRITO	25669	XNJXT
MICHAEL ORTIZ	25670	XNCHM
MICHAEL ORTIZ JR	25670	XNJFZ
LAMARR MCDANIEL	25671	XNJCM
DEBORAH MITCHELL-FUSSELL	25673	XNJRT
LOUIS OLCSVARY	25674	MMHFX
RICHARD THORNE	25676	MMJMF
KEVIN CALDWELL	25676	MMJMF
ALEXANOER SWAN	25676	MMJMF
RICHARD BARRANGER	25676	XNCZJ
MELISSA-GARWOOD	25676	XNJJJ
FISH	25677	MMJTF
FISH	25677	MMJTF
FISH	25677	MMJTF
RICHARD,BARRANGER	25677	XNCTT
JOSEPH NICOLO	25678	MMCMX
JOSEPH NICOLO	25678	MMHXX
JOHN SCAFIDE	25678	MMNMX
HEATHER SCAFIDE	25678	MMNMX
JOHN GUTHRIE	25678	XNNCR
L	25679	XNJNN
VERNA-INGRAM	25680	XNJFJ

November 8, 2016

**Personal Choice Detail by Political Subdivision
Camden County**

Local BOE- Winslow Township

Vote for Three

Political Subdivision: Winslow

Write-in Name	Machine	Voter Tag
MICKEY MOUSE	25681	XNCMM
MAINE PRINCE	25681	XNRRM
SELF	25701	MMHXN
SELF	25701	MMHXN
SELF	25701	MMHXN
KENYAPURNELL	25701	XNJZT

Woodlynne Council

Vote for Two

Political Subdivision: Woodlynne

Write-in Name	Machine	Voter Tag
COLE	25682	XNCHN
CIYDE E COOK	25682	XNHFF
CU-NGUYEN	25682	XNJFJ
CLDY-COOK	25682	XNJHF
CLYDE E. COOK	25682	XNJJJ
CLYDE COOKE	25682	XNJJM
CLYOE E COOK	25682	XNJJZ
AMY EARLEY	25682	XNJZJ
CLYDE	25682	XNJZR
COOK	25683	XNCHN
CLYDE E COOK	25683	XNJCC
CLYDE	25683	XNJCN
NGUYEN-DONQ	25683	XNNRH
CLYDE E.COOK	25684	XNNRT
CLYDE E.COOK	25684	XNNRT
CLYDE E. COOK	25685	XNJCX
CLYDE E. COOK	25685	XNJCX
CLYDE E COOK	25685	XNJZC
MEISSA-BUCK	25685	XNNMR
GLORINETTE	25685	XNNMR
CLYDE E COOK	25685	XNREFX

November 8, 2016

**Personal Choice Detail by Political Subdivision
Camden County**

Local BOE- Woodlynne Boro

Vote for Two

Political Subdivision: Woodlynne

Write-in Name	Machine	Voter Tag
GLORINETTE DIEPPA	25682	XNCCJ
GLORINETTE DIEPPA	25682	XNCCJ
MELISSA BUCK	25682	XNJCZ
MELISSA BUCK	25682	XNJHN
GLORINETTE DIEPPA	25682	XNJHN
MELISSA BUCK	25682	XNJRC
GLORINETTA DIEPPA	25682	XNJRC
MELISSA BUCK	25682	XNJZJ
GLORINETTE DIEPPA	25682	XNJZJ
GLORINETTE DIEPPA	25682	XNNCJ
MELISSA BUCK	25682	XNNRR
GLORINETTE DIEPPA	25682	XNNRR
GLORINETTE-DIEPPA	25682	XNNRX
MELISSA BUCK	25683	XNCRC
GLORINETTE DIEPPA	25683	XNCRC
GLORINETTA-DIEPPA	25683	XNCRJ
MELISSA BUCK	25683	XNCRN
GLORINETTE DIEPPA	25683	XNCRN
GLORINETTE DIEPPA	25683	XNCTZ
GLORINETTE DIEPPA	25683	XNHTR
MELISSA BUCK	25683	XNJRZ
GLORINETTE DIEPPA	25683	XNJRZ
GLORINETTE DIEPPA	25683	XNJXT
MELISSA-BUCK	25683	XNJZN
GLORINETTE-DIEPPA	25683	XNJZN
MELISSA BUCK	25684	XNCCC
GLORINETTE DIEPPA	25684	XNCCC
GLORINETTE DIEPPA	25684	XNCCJ
MELISSA BUCK	25684	XNCCX
GLORINETTE DIEPPA	25684	XNCCX
GLORINETT DIAPA	25684	XNCFH
GLORINETTE DIEPPA	25684	XNCRM
CARLOS A POOLE	25684	XNHTJ
GLORINETTE DIEPPA	25684	XNHTX
ALVARO REINOSO	25684	XNJFN
ALVARO REINOSO	25684	XNJFN
CLYDECOOK	25684	XNJFR
GLORINETTE-DIEPPA	25684	XNJHR
GLORINETTI DIEPPA	25684	XNJHX

November 8, 2016

**Personal Choice Detail by Political Subdivision
Camden County**

Local BOE- Woodlynne Boro

Vote for Two

Political Subdivision: Woodlynne

Write-in Name	Machine	Voter Tag
MELISSA BUCK	25684	XNJMH
GLORINETTE DIEPPA	25684	XNJMH
MELISSA BUCK	25684	XNJMX
GLORINETTE DIEPPA	25684	XNJMX
MELISSA BUCK	25684	XNJRR
GLORINETTE DIEPPA	25684	XNJRR
MELISSA BUCK	25684	XNNCR
GLORINETTE DIEPPA	25684	XNNCR
CATTLEMAN	25684	XNNHH
GLORINETTE DIEPPA	25684	XNNHM
GLORINETTE DIEPPA	25684	XNNHR
MELISSA BUCK	25684	XNNMT
GLORINETTE DIEPPA	25684	XNNMT
GLORINETTE DIEPPA	25684	XNRFN
GLORINETTE DIEPPA	25685	XNCJR
MELISSA BUCK	25685	XNCMR
GLORINETTE DIEPPA	25685	XNCMR
GLORIRIETTE DIEPPA	25685	XNCRJ
MELISSA BUCK	25685	XNCRM
GLORINETTE DIEPPA	25685	XNCRM
CATHERIN KOSH	25685	XNHFR
GLORINETTE DIEPPA	25685	XNHTF
CLYDE E. COOK	25685	XNJCX
MELISSA BUCK	25685	XNJRH
GLORINETTE DIEPPA	25685	XNJRH
MELISSA BUCK	25685	XNJTH
GLORINETTE DIEPPA	25685	XNJTH
MELISSA BUCK	25685	XNJZN
GLORINETTE DIEPPA	25685	XNJZN
GLORINETTE DIEPPA	25685	XNNHN
GLORINETTE DIEPPA	25685	XNNRC
GLORINETTE DIEPPA	25685	XNNRF

NOV. 8, 2016 GENERAL ELECTION

Ballot Write Ins

TOWN: Audobon Borough

Race	Candidate	Tally
President	Laurence Kutlikoff Edward Lerner	1
Member of Local BOE	Jason Newcomb	1
President	David Kuhn	11
Member of House of Reps.	Vincent Lobascio	11
Board of Chosen Freeholders	Carson Wentz	1
Member House of Reps.	Alex Law	11
President	John Kasich	111
Member Local BOE	Michael Shirk	1
President	Bernie Sanders	111
President	Philip Milby Arnold Goto	1
President	Mike Smith Daniel White	1
President	Patricia Gariano	1
Members of Local BOE	Patricia Gariano	1
Member of Local BOE	Sean Sullivan	1

NOV. 8, 2016 GENERAL ELECTION

Ballot Write Ins

TOWN: Barnington

Race	Candidate	Tally
Board of Ed	Josh Scheets	
" "	Adam Patterson	
Members of Council	George Turner	
Board of Ed.	Richard Boone	
President	Bernie Sanders	
Board of Ed	Kim Rommen	
" "	Robin Shrewes	
" "	Dawn Stot	
Chosen Freeholders	Jane Bloomer	
" "	Cheryl Kain	
Members of Council	Tim Rommen	
" "	Jim Drew	
Board of Ed	Vince Matranga	
" "	Blank	
President	John Kasich	

NOV. 8, 2016 GENERAL ELECTION

Ballot Write Ins

TOWN: *Barnington*

Race	Candidate	Tally
Board of Ed.	Harambe	1
" "	Cecil the Lion	1
" "	Buttons The Hippo	1
Members of Council	Thor Westhaven	1
" "	Rocky Westhaven	1
" "	Lauren Leotare-Jenner	1
Board of Ed.	Mike Licchetto	1
" "	Steven Licchetto	1
" "	Matt Edwards	1
Members of Council	Philip Vermont	1
" "	Roberta Reef-Burton	1
" "	George Mulholland	1
Board of Ed	Roberta Reef-Burton	1
" "	George Mulholland	1
" "	Josie Burton	1
Member of Council	Kevin Hunt	1
" "	Wendy Hunt	1

NOV. 8, 2016 GENERAL ELECTION

Ballot Write Ins

TOWN: Barrington

Race	Candidate	Tally
Board of Ed.	Leann Pomco	1
" "	Ralph Hyman	1
" "	Christine Hyman	1
" "	Al McDonald	1
" "	William Dunworth	1
" "	Joseph Inverso	1
President	Paul Ryan	1
Board of Ed	Pat Legge	1
" "	Louise Yarrick	1
" "	William Dunworth	1
Members of Council	Chuck Panico	1
" "	Kevin Caviston	1
President	Bernie Sanders	1
Members of Council	Karen Kofort	1
" "	RG Cheever	1

NOV. 8, 2016 GENERAL ELECTION

Ballot Write Ins

TOWN: Bellmawr

Race	Candidate	Tally
Member of Regional BOE	Laura Le beau	1
Member of Local BOE	" "	1
" "	Michael J O Leary	1
Member of Regional BOE	" "	1
President	Evan McMullin	1
Member of chosen franchise	Michael J. OLeary	1
Member of Council	" "	1
President	Sammy Now Barkey	1
" "	Dominick Melchiorre III	1
Member of Regional BOE	" "	1
Member of Local BOE	" "	1
" "	Lori Beth Melchiorre	1
Member of House Rep	Dominick Melchiorre III	1
Member of chosen franchise holder	" "	1
" "	Jeffrey Thomas Lienc	1

NOV. 8, 2016 GENERAL ELECTION

Ballot Write Ins

TOWN: *Bellmawr*

Race	Candidate	Tally
Member of Regional BOE	(Blank) Circle Collection	1
Member of Local BOE	'' ''	1
'' ''	John Luciano	11
Member of Regional BOE	'' ''	11
Member of Local BOE	Mike Eckmeyer	1
Member of Council	Ted Nugget	1
'' ''	Alan West	1
President	Marco Rubio	1
'' ''	Bernie Sanders	11
'' ''	Michael R. Pence	1
'' ''	NONE	1
Member of Freeholders	Jim Florio	1
Member of Council	'' ''	1
Member of Regional BOE	'' ''	1
Member of Local BOE	'' ''	1

NOV. 8, 2016 GENERAL ELECTION

Ballot Write Ins

TOWN: Bellmawr

Race	Candidate	Tally
Member of Council	Dominick Melchior III	1
"	Jeffery Thomas Lairo	1
"	Carl Chatterton	1
Member of Council Freeholders	"	1
"	Alfanzo Zancolli	1
Member of Council	Catherine Baer	1
Member of Regional BOT	Carl Chatterton	1
Member of Local BOT	"	1
Member of Council	David Spector	1
Member of Regional BOT	(Blank Circle)	1
Member of Local BOT	"	1
Member of Council	Mark Huff	1
Member of Regional BOT	Blank Circle	1
Member of Local BOT	Blank	1
President	Colin Powell	1

NOV. 8, 2016 GENERAL ELECTION

Ballot Write Ins

TOWN: Berler Bors

Race	Candidate	Tally
Member of Reg. Bd. of Ed.	Wayne Bonfiliis	1
Members Local Bd of Ed	Nick Guarnere	11
members Local Bd of Ed	Joseph More	1
Member Reg Bd of Ed	Sara Goch	1
Member Local Bd of Ed - Unexpired	John Goch	1
Members Local Bd of Ed	Bea Rauber	1
" "	Sherrin Marcanturano	1
" "	Fred Delee	1
" "	Mackey Adams	1
" "	Lisa Kelle	11
" "	Dave Cunningham	1
President	Evan Mc Mullin	1
Unexpired Term Local BOE	Mark Houck	1
Local BOE	Dave Angelina	1

**NOV. 8, 2016 GENERAL ELECTION
Ballot Write Ins**

TOWN: Berlin Boro

Race	Candidate	Tally
President	Michael Pence	111
President	Mitt Romney	1
President	Bernie Sanders	11
President	John Kasich	1
Member Local Bd of Ed	William Westerbe	11
Member Local Bd of Ed	Michael - Denonima	11
" "	Mike Miller	1
" "	Keith Moyer	1
" "	Michael Buchanan	1
President	Paul Ryan	1
Member Local Bd of Ed	Randy S. Clunie	1
Member of Reg Bd of Ed	" "	1
Member Local Bd of Ed - Unopposed	" "	1
President	" "	1
Member House of Representatives	" "	

NOV. 8, 2016 GENERAL ELECTION

Ballot Write Ins

TOWN: Berlin Twp.

Race	Candidate	Tally
Member of Local BOE	Quinn Murrenburke	11
Member of Local BOE	Cristina Mason	1
President	Mitt Romney	11
Member of Council	Michael Perice	1
Member of Council	Joseph L. Batten	11
Member of Local BOE	Sol Cohen	1
Member of Local BOE	Brandon Moore	1
Member of Local BOE	Gabrielle Morris	1
Member of Local BOE	Scott Manley	1
President	Bernie Sanders	1
Member of House of Reps	Weedman	1
Member of Local BOE	Aida Figueroa	1
Member of Council	Alexander Hamilton	1
Member of Council	Abe Lincoln	1
Member of Council	Mickey Mouse	1

NOV. 8, 2016 GENERAL ELECTION

Ballot Write Ins

TOWN: Camden City Ward 2

Race	Candidate	Tally
President	Hillary Clinton	
President	Bernie Sanders	
Member of House of Reps.	Scott John Tomaszewski	
member of Board of Chosen Freeholders	Edward Mc Donnell	
Member of Board of Chosen Freeholders	Carmen B. Rodriguez	
Member of Council at Large	Angel Fuetes	
President	Very good for the job	
Member of House of Reps.	Donald Norcross	
Member of House of Reps	Larry W. Kitchens	

NOV. 8, 2016 GENERAL ELECTION

Ballot Write Ins

TOWN: Camden W-3

Race	Candidate	Tally
Board of Chosen Freeholders	John O'SSORO	1
" "	DONIS O'SSORO	1
President	RICK Santoro	1
" "	Evan McMULLIN	1
" "	Bernie Sanders	1
Council At Large	Nick Coscalzo	1
President	Rachel Mattow / Michelle Obama	1

NOV. 8, 2016 GENERAL ELECTION

Ballot Write Ins

TOWN: Cherry Hill

Race	Candidate	Tally
House of Reps	Alex Law	
BOE	Elliot Roth	
Presidential	Jason Chaffez	1
Freeholders	Barb Schnepfer	1
Council	Barb Schnepfer	1
BOE	Barb Schnepfer	1
House of Reps	Joseph L. Ligas	1
Presidential	Bernie Sanders	
Presidential	Michael Pence	
BOE	Joseph Scherer	
BOE	Zaiden Ascalon	1
Presidential	Paul Ryan	
Presidential	John Kasich	
BOE	Hernando Torres	1
Presidential	Evan McMullin	

NOV. 8, 2016 GENERAL ELECTION

Ballot Write Ins

TOWN: Cherry Hill

Race	Candidate	Tally
BOE	Jeffrey Marc Lewis	1
BOE	Justin Ryan Lewis	1
Presidential	Laurence Kotlikoff	1
Presidential	Gov. Jon Huntsman, Jr.	1
Presidential	John McCain	1
BOE	Cindy Lindenberg	1
BOE	Alice Panitch	1
Presidential	Vermin Supreme	1
BOE	Kenny Soll	1
BOE	William Laird	1
Presidential	Cynthia Black	1
BOE	Barbara Lefkoe	1
Presidential	Joseph Steinhagen	1
Presidential	None Of The Above	1
BOE	Edward Baltish, Jr	1

NOV. 8, 2016 GENERAL ELECTION

Ballot Write Ins

TOWN: Cherry Hill

Race	Candidate	Tally
BOE	Jeffrey Baltish	1
BOE	Monica Baltish	1
Presidential	Virgil P Moir	1
BOE	Ian Morris	1
Presidential	Joe Biden	111
Presidential	Dwayne Johnson	1
Presidential	Rand Paul	1
Presidential	Jeb Bush	111
Presidential	Anderson Cooper	1
House of Reps	Robert Shinn	1
Freeholders	Roxanne Shinn	1
Freeholders	Doris Careys	1
Council	Robert Bernstein	1
BOE	Robert Shinn	1
BOE	Roxanne Shinn	1

NOV. 8, 2016 GENERAL ELECTION

Ballot Write Ins

TOWN: Cherry Hill

Race	Candidate	Tally
BOE	Doris Careys	1
House of Reps	Paul Krugman	1
Presidential	David Evan McMullin	1
BOE	Irene Gimán	1
BOE	Judi Leuthy	1
BOE	Pat Koper	1
BOE	Marc Williams	1
BOE	Horambe	1
BOE	Bobby Brarioli	1
BOE	Two-Tone Tony	1

NOV. 8, 2016 GENERAL ELECTION

Ballot Write Ins

TOWN: Cherry Hill

Race	Candidate	Tally
President	Ralph L. Huber Jr.	1
Members House of Rep.	Joseph Pellegrino	1
Member Local Bd. of Ed.	Larry Tull	1
" "	Mindy Tull	1
Member of Council	Daniel DiRango	1
Member Local Bd. of Ed.	Charles Conway III	1
President	Mitt Romney	###
Members Bd of Chosen Freeholders	Phil Guerrieri Jr	1
" "	Nancy O'Dowd	1
President	John Kasick	###
Member Local Bd of Ed	Jester Shickle	1
"	Steven J. Warrick	1
"	Matthew K. McCord	1
"	Caitlin M. Delaney	1
President	Ted Cruz	

NOV. 8, 2016 GENERAL ELECTION

Ballot Write Ins

TOWN: Cherry Hill

Race	Candidate	Tally
Members Local Bd of Ed	Ted Cruz	1
President	Cross Mc Muller Mandy Scott	
President	Rudy Luchiani	1
President	Michael R. Pence	
"	Nikki Haley Batman	1
"	Howard Muhlkaier	1
"	Abstain	1
Members Local Bd of Ed	Abstain	1
President	Bernie Sanders	
"	Richard Ambrosino	1
Members Local Bd of Ed	Sam Kates	2
Members Local Bd of Ed	Theresa Mahl	11
Members House of Reps	Tracy C. Williamson	1
Members Local Bd of Ed	Karen Olivier	1
President	Paul Ryan	11

NOV. 8, 2016 GENERAL ELECTION

Ballot Write Ins

TOWN: *Cherry Hill*

Race	Candidate	Tally
Member Local Bd of Ed	<i>Ilhabbi Noqui</i>	1
President	<i>Barbara Wenick</i>	11
President	<i>Donald Trump</i>	111
	<i>Perice</i>	11
Member House of Rep.	<i>Patterson</i>	1
"	<i>Shat</i>	1
Members Local Bd of Ed.	<i>Schultz</i>	11
"	<i>Morris</i>	11
"	<i>Wong</i>	11
"	<i>Scarpellino</i>	1
"	<i>Janda</i>	11
"	<i>Robbins</i>	11
President	<i>Neil Degease Tiper</i>	1
	<i>Bill Nye</i>	1
Member Local Bd of Ed	<i>Eric Accalor</i>	1
President	<i>Job Bush</i>	11

NOV. 8, 2016 GENERAL ELECTION

Ballot Write Ins

TOWN: *Cherry Hill*

Race	Candidate	Tally
Members Local Bd of Ed	<i>Daniel Sartter</i>	1
"	<i>Daniel Magee</i>	1
Member House of Rep.	<i>Alex Law</i>	111
President	<i>Lincoln Chafee</i>	1
President	<i>John Kasich</i>	1111
"	<i>Michele Obama</i>	1
"	<i>Condoleezza Rice</i>	1
"	<i>Clinton Kaine</i>	1
Member of House of Rep	<i>Nocross</i>	1
Member Bd of Chmn Freeholder	<i>McDonnell</i>	1
"	<i>Rodriguez</i>	1
Member of Council	<i>Jacobus</i>	1
Member Local Bd of Ed.	<i>Wang</i>	1
"	<i>Andrew Richmond</i>	11
President	<i>Krista</i>	1
Members Local Bd of Ed	<i>Donna</i>	1

NOV. 8, 2016 GENERAL ELECTION

Ballot Write Ins

TOWN: *Cherry Hill*

Race	Candidate	Tally
President	<i>None of the Above</i>	1
<i>Member Local Bd of Ed</i>	<i>Henry J. Zappala</i>	-1
President	<i>Evan McMullen</i>	1
<i>Members Local Bd of Ed</i>	<i>Nathan Johnson</i>	1
"	<i>Alexis Pomitch</i>	1
"	<i>Elliott Roth</i>	1
"	<i>Marc Levy</i>	1
"	<i>Allan Goldstein</i>	1
"	<i>William M. Henerger</i>	11
"	<i>Kent Coburn</i>	1
"	<i>Linus Toraldo</i>	1
"	<i>Gottfried Wilhelm Leibniz</i>	1
<i>Member of House of Reps</i>	<i>John C. Emry</i>	1
<i>Members Local Bd of Ed</i>	<i>Eric Fudoten</i>	11
"	<i>Concettina Proffitt</i>	1
President	<i>Edward Z. Brady</i>	11

NOV. 8, 2016 GENERAL ELECTION

Ballot Write Ins

TOWN: *Cherry Hill*

Race	Candidate	Tally
<i>Members Local Bd of Ed</i>	<i>Lynn</i>	<i>1</i>
<i>"</i>	<i>Miglicano</i>	<i>1</i>
<i>"</i>	<i>Anthony Racone</i>	<i>1</i>
<i>"</i>	<i>Samuel Fust</i>	<i>1</i>
	<i>Deborah Fust</i>	<i>1</i>
	<i>Daniel Fust</i>	<i>1</i>
<i>President</i>	<i>Barry Sanders</i>	<i>1</i>
<i>"</i>	<i>No One</i>	<i>1</i>
<i>"</i>	<i>Michael R. Bloomberg</i>	<i>1</i>
<i>"</i>	<i>Joe Bider</i>	<i>11</i>
<i>Members Local Bd of Ed</i>	<i>Barbara Flacher</i>	<i>1</i>
<i>President</i>	<i>God</i>	<i>1</i>
<i>"</i>	<i>Ellen Dolcheri</i>	<i>1</i>
<i>"</i>	<i>Ever McMullen</i>	<i>11</i>
<i>"</i>	<i>Nathan Johnson</i>	<i>11</i>
<i>Members Local Bd of Ed</i>	<i>Zane Raschopf</i>	<i>1</i>

NOV. 8, 2016 GENERAL ELECTION

Ballot Write Ins

TOWN: *Cherry Hill*

Race	Candidate	Tally
President	<i>Seneca Bernie Sanders</i>	<i>### </i>
"	<i>Chris Christy</i>	<i>1</i>
"	<i>Jon McCaw</i>	<i>1</i>
Member Town Bd of Ed	<i>Jody Pasquale</i>	<i>1</i>
President	<i>John Kasal Paul Ryan</i>	<i>11</i>
Freeholder	<i>Phil Guerrieri, Sr.</i>	<i>11</i>
"	<i>Nancy O'Dowd</i>	<i>11</i>
Member Bd of Chosen Freeholders	<i>R.F. Kempf</i>	<i>1</i>
Member of Council	<i>Tim Tedesco</i>	<i>1</i>
President	<i>Miche Mouse</i>	<i>1</i>
"	<i>Bruce Springsteen</i>	<i>1</i>
Members Bd of Chosen Freeholders	<i>Elizabeth Chung</i>	<i>1</i>
"	<i>Harry Chung</i>	<i>1</i>
Member Council	<i>Steve Cornforth</i>	<i>1</i>
President	<i>Adam Ellison</i>	<i>1</i>

NOV. 8, 2016 GENERAL ELECTION

Ballot Write Ins

TOWN: *Cherry Hill*

Race	Candidate	Tally
<i>Members Local Bd of Ed.</i>	<i>Francis Monari</i>	1
"	<i>Kathryn Mori</i>	1
"	<i>Christoph Brookover</i>	1
<i>President</i>	<i>Donald Trump</i>	1
<i>Members Local Bd of Ed.</i>	<i>Paul Burgoyne</i>	1
<i>President</i>	<i>No candidate deserves my vote</i>	1
<i>Members Local Bd of Ed.</i>	<i>Rek Martens</i>	1
"	<i>Anne Maice Martens</i>	1
<i>President</i>	<i>Sponge Bob Square Pants</i>	1
<i>President</i>	<i>Paul Ryan</i>	11
"	<i>Lou A. Peters</i>	1
<i>Member Local Bd of Ed.</i>	<i>Elliot H. Roth</i>	1
"	<i>Bernice</i>	1
<i>Member House of Rep.</i>	<i>Patterson</i>	1
<i>Member Bd of Chesa Freeholder</i>	<i>Donnell</i>	1

NOV. 8, 2016 GENERAL ELECTION

Ballot Write Ins

TOWN: *Cherry Hill*

Race	Candidate	Tally
<i>Member of Council</i>	<i>Short</i>	<i>1</i>
<i>Member Local Bd of Ed</i>	<i>Jordan Greene</i>	<i>1</i>
<i>President</i>	<i>Francis J. Greenwood</i>	<i>1</i>
<i>"</i>	<i>Jill Stein</i>	<i>1</i>
<i>Member House of Rep.</i>	<i>Ayumu Ronaka</i>	<i>1</i>
<i>Member Bd of Town Freeholders</i>	<i>James Maher</i>	<i>1</i>
<i>"</i>	<i>Andrew Hoar</i>	<i>1</i>
<i>"</i>	<i>Jas Wolf</i>	<i>1</i>
<i>Member of Council</i>	<i>James Maher</i>	<i>1</i>

NOV. 8, 2016 GENERAL ELECTION

Ballot Write Ins

TOWN: *Cherry Hill*

Race	Candidate	Tally
<i>President</i>	<i>John Kasich</i>	<i>111</i>
<i>" "</i>	<i>Michael Pence</i>	<i>1</i>
<i>" "</i>	<i>Anthony Emtman</i>	<i>1</i>
	<i>Paul Ryan</i>	<i>1</i>
<i>"</i>	<i>Mitt Romney</i>	<i>1</i>
<i>"</i>	<i>Bernie Sanders</i>	<i>1</i>
<i>"</i>	<i>Marco Rubio</i>	<i>1</i>
<i>Number of Local ONE</i>	<i>Andrew C. Colten</i>	<i>1</i>

NOV. 8, 2016 GENERAL ELECTION

Ballot Write Ins

TOWN: Clementon

Race	Candidate	Tally
President	God	//
Board of Ed.	blank	//
" "	Sue Shaw	//
" "	Bill Norcross	/
President	Maria Rubio	/
" "	Paul Ryan	//
" "	Evan McMullin	/
Board of Ed.	Keith Harvat	/
" "	Kathy Price	/
President	Heather H. Cunningham	/
" "	James R. Moran	/
Board of Chosen Freeholders	English only	/
" "	ONLY english	/
Board of Ed.	English only	/
" "	ONLY english	/
" "	Speak english	/

NOV. 8, 2016 GENERAL ELECTION

Ballot Write Ins

TOWN: Collingswood

Race	Candidate	Tally
Board of Ed.	Wilhelmus Schreurs	1
" "	Susan Shire	1
President	Mike Pence	1
BOE	Sam Sassano	11
President	None of the Above	1
BOE	Blank	11
" "	Richard Conium	1
President	John Kasich	1
" "	Benjamin Sayers / Cory Booker	1
" "	William J. Webotman	1
BOE	Greg Hoffman	1
" "	Bill Cicarise	1
" "	Jenna Whyings	1
President	Lawrence F. Rich	
President	Richard D. Kennedy	1
House of Reps.	Riley Martin	1

NOV. 8, 2016 GENERAL ELECTION

Ballot Write Ins

TOWN: Collingswood

Race	Candidate	Tally
Board of Ed	Seth CUTLER TURNER	1
" "	NEL WETTSSTEIN	1
" "	Amanda Cohen	1
Freeholders	Peter ENZ	1
PRESIDENT	Solha KASICH/Paul Ryan	1
Board of Ed	William DEITZ	11
" "	Rob Lewartowski	11
" "	Cassandra Balle	1
House of Reps	Alex Law	111
Board of Ed.	Woodrow Zenezi III	1
" "	Robin A. Halpern	1
" "	RICK KOSS	
" "	Ray Becker Jr.	1
" "	Jason Waugh	1
" "	Clinton Comar	1

NOV. 8, 2016 GENERAL ELECTION

Ballot Write Ins

TOWN: Collingswood

Race	Candidate	Tally
Board of Ed.	Kristen Melinger	
" "	Theresa Melinger	
" "	Anna Rottly	
House of Rep	Aaron Zegas	
President	Huckabee	
Board of Ed	Christina Murphy	
President	Joseph Biden	
" "	Berne Sanders	
" "	Ben Sasse	
" "	Ben Carson	
Board of Ed	Morgan Craig	
" "	NICK Maresca	
" "	Elliott Karetny	
Freeholders	Devon Arnold	
President	Marco Rubio	

NOV. 8, 2016 GENERAL ELECTION

Ballot Write Ins

TOWN: Gibbsboro

Race	Candidate	Tally
Local BOE	Rachel Keashen	1
	Dianna Staiger	11
	Ann Braddock	1
President	Pence	1
President	Michael Pence	1
President	Eric McMullin	1
Local BOE	Steven Lee	11
President	Mark Howard	1
President	John Kasich	1
President	Marco Rubio	1
House	Alex Law	11
Local BOE	Peggy Mason	1
"	Michael C. McFadden	1

NOV. 8, 2016 GENERAL ELECTION

Ballot Write Ins

TOWN: Glouc. City W I

Race	Candidate	Tally
Council AL	Anyone but Hutch	1
President	Evan McMullin Mindy Finn	1
Council AL	Joe Cohen	1
Council AL	Chuck Wamsley	1
Council AL	Shawn Spotts	1
President	Bernie Sanders	11
President	Sen. Bernie Sanders	1
Council AL	Donald W. Souder	1

NOV. 8, 2016 GENERAL ELECTION

Ballot Write Ins

TOWN: Gloucester City Ward 2

Race	Candidate	Tally
Council AL	William Johnson Jr	1
"	John Green Jr	1
"	Deborah Miller	1
President	Bernie Sanders	11
President	Bernard "Bernie" Sanders Tulsi Gabbard	1
President	Joe Biden	1

NOV. 8, 2016 GENERAL ELECTION

Ballot Write Ins

TOWN: Gloucester TWP.

Race	Candidate	Tally
President	blank	1
" "	Jesus Christ	1
Freeholders	Scott Purdy	1
" "	Maryn DiBisceglie	1
President	Anthony Infanti	1
" "	MIKE PERCE	11
" "	Jennifer Serecki	1
" "	Evan McMullin	1
" "	John Kasich	1
BOE	Louis VIZARO	1
" "	Peggy Taylor	11
Regional BOE	John Best	1
BOE	blank	1
" "	IKE Acholonu	1
Local BOE	Sean Hengst	1

NOV. 8, 2016 GENERAL ELECTION

Ballot Write Ins

TOWN: Gloucester Twp.

Race	Candidate	Tally
Freeholders	Scott Purdy	1
Local BOE	Deborah Di Giacobbe	1
President	Evan McMullin Nathan Johnson	1
"	Bernie Sanders	1
"	Joe Biden	1

NOV. 8, 2016 GENERAL ELECTION
Ballot Write Ins

TOWN: Gloucester Twp.

Race	Candidate	Tally
Regional BOE	Lewis Burley	1
"	Rita D. Mergenthal	1
"	Alexander Conaway	1
"	Vicki Gollihue	1
Local BOE	Sean Hengst	11
"	Matthew J. Malone	11
"	Joe Baldino	1
"	Christina Pfeil	1
"	Jeanine Sweeney	1
House of Rep	George Eckenroth, Jr.	1
House of Rep.	Shane Famille	1
Freeholder	Martin Nolan	1
Freeholder	Charles J. Famille	1
"	Christina Eckenroth	1

NOV. 8, 2016 GENERAL ELECTION

Ballot Write Ins

TOWN: Gloucester Twp.

Race	Candidate	Tally
Regional BOE	Alexander Conaway	1
Local BOE	Ed McGowan	1
President	Roman J. Goodfellow	1
"	Joseph P. Rice	1
"	John Kasich	11
"	James William Buffett	1
"	Barry Sanders	1
"	Robert Gates	1
"	Michael R. Pence	1
"	Evan Mc Mullin	111
"	Alphonso K. Scarborough	11
"	Speaker of the US House of Representatives Paul Davis Ryan	1
"	Senator John McCain	1
"	Marko Rubio	1
House of Rep.	Alex Law	11

NOV. 8, 2016 GENERAL ELECTION

Ballot Write Ins

TOWN: Gloucester Twp.

Race	Candidate	Tally
Member of Local BOE	Heather Murphy	1
President	Paul Ryan	11
President	Michael Pence	11
Member of House of Reps.	Lynn M. Evans	1
President	Bernie Sanders	1111
Member of Regional BOE	Snow White	1
Member of Local BOE	Bambi	1
Member of Local BOE	To to	1
Member of Local BOE	John Brown	1
President	Shane Jasper Oscar Lee Curtis III	1
President	Mary Ann Laconte	1
Regional BOE	Jesus Christ!	11
Local BOE	Father	11
Local BOE	Son	11
Local BOE	Holy Spirit	11

NOV. 8, 2016 GENERAL ELECTION

Ballot Write Ins

TOWN: Glou. TWP

Race	Candidate	Tally
Members of Regional	Bella Damore	1
" "	Public Secret	1
" "	Joseph Angeloni	1
" "	George V. Hill	1
" "	Ellene Reese	1
	Mark Schmetz	1
President	Joseph B. Don	1
" "	Vernin Superme	1
" "	Bernie Sanders	11
" "	Michael L. Pence	1
" "	Mickey Mouse	1
" "	Wheatly Givens	11
Members of Regional BOE	Debra Holderman	1
" "	Sam Sweet	11
President	Elizabeth Warren	1

NOV. 8, 2016 GENERAL ELECTION

Ballot Write Ins

TOWN: Glou. TWP.

Race	Candidate	Tally
President	Evan McMullin	111
Member of Regional BOE	Mickey Messer	1
Member of Local BOE	Sponge Bob Square Pants	1
" "	Santa Claus	1
" "	Mr. ED	1
President	US Senator Elizabeth Warren	1
" "	The Designated Survivor	1
Member of Regional BOE	Bonita Morrison	1
Member of Local BOE	" "	1
" "	Blind (Chadwick)	1
Member of Regional BOE	" "	1

NOV. 8, 2016 GENERAL ELECTION

Ballot Write Ins

TOWN: Gloucester TWP.

Race	Candidate	Tally
Regional BOE	Joe Boyle	1
Local BOE	Joe Boyle	1
//	Ann Boyle	1
//	Allina Boyle	1
Regional BOE	Bernie Sanders	1
President	Evan McMullin	11
Reg BOE	Rita D. Mergenthal	1
President	Bernie Sanders	1

NOV. 8, 2016 GENERAL ELECTION
Ballot Write Ins

TOWN: Haddon Twp.

Race	Candidate	Tally
Presidential	John Kasich	11
Presidential	James Dobson	1
Presidential	Ed Bridgeford	1
BOE	Phannon Stout	1
BOE	Kevin J. Hystop	1
BOE	Stephen Goldstein	1
BOE	Robert Walton	1
BOE	Matthew Edward Fertakos	1
BOE	Bernadette M. Janis	1
Presidential	Mitt Romney	1
BOE	Patrick McNamara	1
Presidential	Mike Pence	11
Presidential	Charles T. Ward	1
Presidential	Senator Susan Collins	1
BOE	Cameron Kelsall	1

NOV. 8, 2016 GENERAL ELECTION

Ballot Write Ins

TOWN: Haddon Twp

Race	Candidate	Tally
BOE	Ed Bowe	1
BOE	Mason Bradley	1
Presidential	Is This The Best We Can Do ???	1
Presidential	Michael R. Pence	
Presidential	Evan McMullin	1
House of Reps	Alex Law	
Presidential	Bernie Sanders	
Presidential	Cardinal Timothy Dolan	1
BOE	Lyn Sharp	1
BOE	John McCloskey	1
BOE	Rocket J. Squirrel	1
BOE	Boris Badenov	1
BOE	Mister Peabody	1
Presidential	Joseph R. Biden, Jr.	1
BOE	Maureen A. Gallicchio	1

NOV. 8, 2016 GENERAL ELECTION

Ballot Write Ins

TOWN: HF

Race	Candidate	Tally
Local BOE	Lisa Hurley	11
Local BOE	Bernie Sanders	1
"	Harambe	1
"	Ken Bone	1
House of Reps	Alex Law	11
President	None of The Above	1
Freeholders	Moneke Ragsdale	1

NOV. 8, 2016 GENERAL ELECTION

Ballot Write Ins

TOWN: Haddonfield

Race	Candidate	Tally
Local BOE	David Kehn	1
"	Sean Sullivan	1
"	Mark Cuban	1
"	Kanye West	1
"	Lil Dicky	1
"	John Mellencamp	1
"	Marc Rusc	0
"	William Connell	1
"	Lizard people	1
"	Gina Prebich	1
"	Mark Yako	1
"	Jenn Kasko	1
"	David Sinnes	1
"	Harry Rhee	1
"	Robert Seiger	1

NOV. 8, 2016 GENERAL ELECTION

Ballot Write Ins

TOWN: Haddonfield

Race	Candidate	Tally
House of Rep	Alex Law	
"	Harambe	
"	Marlin Novelli	
President	Ivenka Trump	
" "	Jon Meade Henderson Jr.	
" "	John Kesich	
Member of Board of	Charles Smith	
House of Rep.	Howard Gillette	
President	Tea Leoni	
" "	Jeb Bush	
Member of chosen free holder	Greg W. Harlan	

NOV. 8, 2016 GENERAL ELECTION

Ballot Write Ins

TOWN: Haddonfield

Race	Candidate	Tally
President	Rodney Riso	
"	Marie T. Keeley	
"	Paul Ryan	
"	Patricia Gariano	
"	Evan McMullin	
"	Bernie Sanders	
"	Paul Ryan Wisconsin Congressman	
"	None of the "Above"	
"	Rubio Kasick	
"	John Michael Willmann	
"	Dolly Panton	
"	Kiefer Sutherland	
"	Mitt Romney	
"	Christopher Patrick Casella	
"	Michael R. Ponce	

NOV. 8, 2016 GENERAL ELECTION

Ballot Write Ins

TOWN: Haddonfield

Race	Candidate	Tally
Unexpired Local BOE	Patricia Gariano	1
"	Guy Fieri	1
"	Joseph Dombrowski	1
"	Rosie Hymmerling	1
"	Christine Schultz	1
"	Aragorn	1
"	Donald J. Trump	1
"	Louis CK	1
"	Matt Mcgrath	1
"	Tony G	1
"	Tom Caratano	1
"	Margaret McCann	1
"	Luke Small	1
"	Peter Katz	1
"	NO Vote	1

NOV. 8, 2016 GENERAL ELECTION

Ballot Write Ins

TOWN: *Haddon Heights*

Race	Candidate	Tally
President	Timothy Michael Kaine	11
" "	Mike Pence	111
" "	Evan McMullin	11
Board of Ed	David A. Capozzi	1
" "	Robert Costello	1
" "	Barb Cortesse	1
" "	Mei Weiscker	1
" "	David Palmer	11
" "	Dean Floro	11
President	George Washington	1
Board of Ed.	Diane Galeone	1
Board of Chosen Freeholders	Diane Galeone	1
" "	David Sampieri	1
President	Befne Sempers	11
Board of Ed	Gregory P. Gattuso	1

NOV. 8, 2016 GENERAL ELECTION

Ballot Write Ins *Haddon Heights*

TOWN: *Haddon Heights*

Race	Candidate	Tally
President	John Kasich	11
" "	Paul Ryan	1
Board of ED	Holly Hanson Jr.	1
" "	Walt E. Fie	1
" "	Blank	11
" "	Maritza Saufegui	1
" "	Jeremy Reizwig	1
" "	Jeff Zultena	1
President	Joe Ripa	1
" "	Marco Rubio	11
President	Evan McMullin Mindy Finn	11
" "	Chris Christie	1
" "	Bob Dylan	1
Freeholders	Alex Law	1
" "	Joseph Arechavala	1

NOV. 8, 2016 GENERAL ELECTION

Ballot Write Ins

TOWN:

Laurel Springs

Race	Candidate	Tally
President	Joseph Biden	1
" "	Michael Pence	1
Member of Local BOE	Kristine Hansinger	1
Member of classen ^{schools}	Charles Hagan	1
Member of Council	Mick Hoffman	1
" "	Edward Casey	1
" "	Edward G Ochmanski	1
Member of Local BOE	" "	1

NOV. 8, 2016 GENERAL ELECTION

Ballot Write Ins

TOWN: *Lawnside*

Race	Candidate	Tally
<i>Member of Council</i>	<i>Diane Raysor</i>	<i>1</i>
<i>" "</i>	<i>Anthony Bland</i>	<i>1</i>
<i>Member of Local BOE</i>	<i>Diane Raysor</i>	<i>1</i>
<i>Member of BOE Local</i>	<i>" "</i>	<i>1</i>
<i>" "</i>	<i>Anthony Bland</i>	<i>1</i>
<i>" "</i>	<i>Sharyren Thomas</i>	<i>1</i>
<i>" "</i>	<i>John B. Chemello</i>	
<i>" "</i>	<i>Eddie Collins</i>	<i>1</i>
<i>" "</i>	<i>Alice Smith</i>	<i>1</i>
	<i>India Criss</i>	<i>1</i>
<i>Member of wrapped</i>	<i>John B. Chemello</i>	<i>1</i>

NOV. 8, 2016 GENERAL ELECTION

Ballot Write Ins

TOWN: Lindenwold

Race	Candidate	Tally
Member of Local BOE	David M. Carey	1
Member of Local BOE	Angelica Tuff	1
Member of Local BOE	Catherine Leisner	1
Member of Local BOE	Harold Knauss	1
Member Board of Chosen Freeholders	Warren Waywood	1
Member of Council Unexpired Term	Warren Waywood	1
Member of Council	Warren Waywood	1
Member of Local BOE	Donald Trump	1
Member of Local BOE	Warren Waywood	1
President	Paul Ryan	1
BOE	Cortney Richardson	
Council Unex	Leroy Jethro Gibbs	
Council	Anthony DiNozzo	
	Ziva David	

NOV. 8, 2016 GENERAL ELECTION

Ballot Write Ins

TOWN: Lindenwold

Race	Candidate	Tally
Member of Local BOE	Ken Salera	1
President	Elizabeth Warren	1
Member of Local BOE	Colleen Heurard	1
Member of Local BOE	Dawn Drether	1
Member of Council Unexpired Term	Frank A. Cavallaro	1
Member of Council	Frank A. Cavallaro	1
Member of Local BOE	Sue Daley	1
Member of Local BOE	Mark Moffett	1
President	Karen Lee	1
Members of Local BOE	Monique White	1
President	Hillary Rodham Clinton	1
Member of House of Reps	Donald Norcross	1
Member of Board of Chosen Freeholders	Edward T. McDunnell	1
Member of Board of Chosen Freeholders	Claire Gustafson	1
Member of Local BOE	Kevin McGathey	1

NOV. 8, 2016 GENERAL ELECTION

Ballot Write Ins

TOWN: Lindenwold

Race	Candidate	Tally
Member of Local BOE	No One	
Member of Local BOE	Stephanie Hancock	
Member of Council	N/A	
Member of Local BOE	Shawn Osif	
Member of Council Unexpired Term	Shawn Osif	
Member of Council	Shawn Osif	
President	Bernie Sanders	
Member of House of Reps	Alex Law	
President	We The People	
Member of Board of Chosen Freeholders	Charles Restano	
Member of Local BOE	Abstain	
Member of Council Unexpired Term	Robert M. Steelman	
Member of Council	Ian M. Steelman	
Member of Local BOE	Gary E. Shields	
Member of Local BOE	Linda M. Berghof	

NOV. 8, 2016 GENERAL ELECTION

Ballot Write Ins

TOWN: Magnolia

Race	Candidate	Tally
Member of Council	Stephen Richmond	1
" "	Kevin Ehret	1
" "	Gail Walters	1
" "	Brian Adams	1
" "	Lucifer	1
" "	Richard Cruz	1
" "	Michelle Anderson	1
Member of Local Boe	" "	1
" "	" Colred Cude (Blk) "	1
President	John Kasich Michael Pence	1
" "	Vermin Supreme	1
" "	Joe Biden	1
Member of Council	Pierre Robert	1
" "	Snappy	1
" "	Richard Cruz	1

NOV. 8, 2016 GENERAL ELECTION

Ballot Write Ins

TOWN: Magnolia

Race	Candidate	Tally
Council	Lance Evans	1
	Jordan Evans	

NOV. 8, 2016 GENERAL ELECTION

Ballot Write Ins

TOWN: Merchantville

Race	Candidate	Tally
President	Kira Page Atchison	1
President	Michael Pence	1
Council	James Moore	11
Council	Marvin Axler	1
Council	Tom Eyraud	1
Council	Dayen T. Huynh	1
Local BOE	Marie Hanna	1
Local BOE	Michael Thomas	1
Local BOE unex	Michael DeMasi	1
President	Chris Keniston	1
	John Kasich	1

**NOV. 8, 2016 GENERAL ELECTION
Ballot Write Ins**

TOWN: Mt. Ephraim

Race	Candidate	Tally
Local BOE	Jason Bobo	1
President	Carlos Morbeto Vida	1
President	John Griscom	1
Local BOE	John Griscom	1
Local BOE	Tracy L. Stefan	1
President	John Griscom	1
Local BOE	Raymond A. Casper Jr.	1
President	Bernie Sanders	
President	Pence	1
BOE	Mario Alibrando	11

NOV. 8, 2016 GENERAL ELECTION

Ballot Write Ins

TOWN: Oaklyn

Race	Candidate	Tally
Council	Peter Shepard	1
Local BOE	C. Lehman	1
Local BOE	Richard Santos	1
Council	Jim Rafferty	11
Local BOE	Some one else	1
Local BOE	Bret A. Mueller	1
Local BOE	Kathleen Hainsworth	1
President	Bernie Sanders	1
President	James Mattis	1
President	John Kasich	1
Local BOE	Patrick Egan	1

NOV. 8, 2016 GENERAL ELECTION

Ballot Write Ins

TOWN: *Pennsauken*

Race	Candidate	Tally
President	Andrew D. Basiaze	1
" "	Joseph Biden	11
Member of Local BOE	John Travis	1
" "	Ronald Cornwall	1
" "	Margaret Sheenaker	1
President	Evan McMulligan	1
Member of Twp Com	Scott Moran	1
Member of BOE	Jack Taylor	1
Member of House of Rep	Alex Low	1
Member of Twp Committee	Eric Cartman	1

NOV. 8, 2016 GENERAL ELECTION

Ballot Write Ins

TOWN: Pennsauken.

Race	Candidate	Tally
Member of Local BOE	Bill Chester	
Member of Freeholder	Jeff Harley	
Member of Township Committee	Mike Watkins	
" "	NONE	
Member of Local BOE	" "	
" "	Raymond Bruno	
President	Ben Carson	
" "	Bernie Sanders	
Member of Local BOE	Daniel Fisett	
" "	Jocin Young	
" "	Cheryl Link	
" "	Michael Starbell	
President	HC Clinton TM Keane	
" "	Mitt Romney	
Member of Township Committee	William Fianagan	

NOV. 8, 2016 GENERAL ELECTION

Ballot Write Ins

TOWN: Pennsauken

Race	Candidate	Tally
Member of Twp. Committee	John Heron Sr	
" "	Scott Moran	
Member of House of Rep.	Alex Jaw	
Member of Local BOE	William Finnegan	
LC 4	Luis A. Cotto C.	
President	Bernie Sanders	
" "	Joe Pandola	
Member of Local BOE	Ryan Magee	
" "	Bill Chester	
President	Paul Ryan	
Member of Twp. Committee	Orlando Abraco	
" "	William Finnegan	
" "	Nick Perry	
Member of Local BOE	Bernie Sanders	
" "	Jennifer Slathany	

NOV. 8, 2016 GENERAL ELECTION

Ballot Write Ins

TOWN: Pennsauken

Race	Candidate	Tally
Member of Twp Council	William Finnegan	
" "	John Sica	
President	Harold Stassen	
" "	H. Larry Ledford Clinton Timothy Michael Kaine	
Member House Rep	Donald Norcross	
Member Freeholder	Edward T. McDonnell	
" "	Cecilia E. Rodriguez	
Member of Twp Council	Rick Taylor	
Member of BOE	Nick Perry	
" "	Mark Trost	
" "	Michael Stoyell	
Member of Tan Council	Keith A. Layton	
President	(Blank Colored Circle)	
Member of Local BOE	" "	
President	Human Party CLAREN Roberts Annie Harper	

NOV. 8, 2016 GENERAL ELECTION

Ballot Write Ins

TOWN: Pine Hill

Race	Candidate	Tally
President	Berni Sanders	/
"	Shawnequa Sims	
House of Rep	Alex Low	

**NOV. 8, 2016 GENERAL ELECTION
Ballot Write Ins**

TOWN: Pine Hill

Race	Candidate	Tally
School Board	Ken Stewart	1
School Board	Donald Trump	1
School Board	Barbara Matthews	1
Presidential	Brandon Golden	1
Presidential	Michael R. Pence	11
School Board	Thomas D Hart, Jr	1
School Board	Eugene G. Nock	1
School Board	Rand Paul	1
House of Reps	Tova A. Samuels	1
Council	Frank Wilczynski	11
School Board	Frank Wilczynski	111
School Board	Eli Wilczynski	1
Council	Bill Murray	1
School Board	Lois Parker	111
School Board	Angela Cooper	1

NOV. 8, 2016 GENERAL ELECTION
Ballot Write Ins

TOWN: *Pine Hill*

Race	Candidate	Tally
Presidential	Mike Tyson	1
School Board	Michael Hagerty	1
Presidential	Andrew Scheller, Sr	1
School Board	William Stone	111
School Board	Tyrika Williams	1
Presidential	Kyle Gleissner	1
House of Reps	Kyle Gleissner	1
Freeholders	Kyle Gleissner	1
Council	Kyle Gleissner	1
Council	Mark B Pares	1
School Board	Bill Stone	1
Council	Robt. Hagy	1
School Board	Michelle McClaskey	11
Council	Robert Hagy	1
House of Reps	Shirly D. McNair	1

**NOV. 8, 2016 GENERAL ELECTION
Ballot Write Ins**

TOWN: *Pine Hill*

Race	Candidate	Tally
<i>Council</i>	<i>Barbara Richardson</i>	<i>1</i>
<i>School Board</i>	<i>Shirly D. McNair</i>	<i>1</i>
<i>School Board</i>	<i>Niquita Leary</i>	<i>1</i>
<i>School Board</i>	<i>Gwen Onsby</i>	<i>1</i>
<i>School Board</i>	<i>Angela Nolan Cooper</i>	<i>1</i>
<i>School Board</i>	<i>Arthur F. Knapp III</i>	<i>1</i>
<i>School Board</i>	<i>James T. Wakeley</i>	<i>111</i>

NOV. 8, 2016 GENERAL ELECTION

Ballot Write Ins

TOWN: Runnemedde

Race	Candidate	Tally
President	Collin Powell James Boyd	
"	Ted Cruz	
"	Joe Biden	
"	Ben Carson	
"	John R. Kasich	
"	Jesus	
"	Bernie Sanders	
Council	Robert F. Baur	
"	Nick Kappatos	
	Rigged	
Regional BOE	Greg Gaussian	
	Thomas Angelluci	
	Rigged	

NOV. 8, 2016 GENERAL ELECTION

Ballot Write Ins

TOWN: *Runnemede*

Race	Candidate	Tally
<i>Local BOE</i>	<i>Joseph Smiraglio</i>	<i> </i>
	<i>Greg Goushian</i>	<i> </i>
	<i>Melanie Goushian</i>	<i> </i>
	<i>Susan Wallou</i>	<i> </i>
	<i>Varadarajan Subbiah</i>	<i> </i>
	<i>Amy Farry</i>	<i> </i>
	<i>Gina Scott Bowne</i>	<i> </i>
	<i>Donald Norcross</i>	<i> </i>
	<i>Judith Alberti</i>	<i> </i>
	<i>Noreen Leane</i>	<i> </i>
	<i>Tom Angelluci</i>	<i> </i>
	<i>John Angelluci</i>	<i> </i>
	<i>Kevin McAleer</i>	<i> </i>
	<i>Dennis Leggoe</i>	<i> </i>
	<i>Tracy Hummel</i>	<i> </i>

NOV. 8, 2016 GENERAL ELECTION

Ballot Write Ins

TOWN: Somerville

Race	Candidate	Tally
President	John Kasich	11
"	Michael Pence as President	1
"	Dr. Ben Carson	1
"	George Hosenberg	1
Council	George A. Corte	1
"	Marlene Corte	1
Regional BOE	No Body	1
Local BOE	No Body	1
"	No One	1
"	No How	1
"	David Farmer	1

NOV. 8, 2016 GENERAL ELECTION

Ballot Write Ins

TOWN: Stratford

Race	Candidate	Tally
Sterling Reg. BOE	Thomas P. Brooks	1
Local BOE	Thomas P. Brooks	1
Local BOE	Matthew Mesisca	1
Sterling Reg. BOE	Tom Brooks	1

NOV. 8, 2016 GENERAL ELECTION

Ballot Write Ins

TOWN: Stratford

Race	Candidate	Tally
President	Paul Ryan	1
Member of Local BOE	Ken Carman	111
Member of Local BOE	Mandy Conway	11
Member of Regional BOE	Paul Simmons	1
Members of Regional BOE	No	11
Members of Local BOE	No	11
President	God	1
Member of Regional BOE	Kim Gilligan	1
Member of Local BOE	Kim Gilligan	1
Member of Local BOE	Stephanie Williams	1
Member of Regional BOE	Karen Weppeler	1
Member of Regional BOE	Joe Hahn	1
Member of Regional BOE	Joe Hee	1

NOV. 8, 2016 GENERAL ELECTION

Ballot Write Ins

TOWN: Stratford

Race	Candidate	Tally
President	John Kasich Governor of Ohio	1
Member of Local BOE	Neil Subramanya	1
President	Bernie Sanders	1111
Member of Regional BOE	Kellianne Worthington	1
Members of Local BOE	Kellianne Worthington	1
Members of Local BOE	Jim Worthington	1
Member of Local BOE	Gerald Zekas	1
President	Evan McMullin	1
Member of Local BOE	Patrick Carmody	1
Member of Local BOE	Dennis M. Siefring	1
Member of Regional BOE	Joseph Iadanza	1
Member of Local BOE	Joseph Iadanza	1
President	Job Bush	1
President	NED	1
Members of Regional BOE	Eric Steouse	111

NOV. 8, 2016 GENERAL ELECTION

Ballot Write Ins

TOWN: Stratford

Race	Candidate	Tally
Members of Local BOE	April Smith	111
Members of Local BOE	Jamie Feockowskiak	1
Member of Local BOE	Jennifer Kilpatrick	1
President	Michael Peirce for President	11
Member of Local BOE	Lisa Taylor	1
Member of Regional BOE	Ken Carman	1111
Member of Regional BOE	Harry T. Collins	1
Member of Local BOE	Joseph Hahn	11
Member of House of Reps.	Alex Law	1
Member of Local BOE	Ed Thomas	1
Member of Regional BOE	Anite Schwartz	1
Member of Local BOE	Anite Schwartz	1
Member of Regional BOE	BLANK	
Member of Local BOE	BLANK	
Member of Regional BOE	Bob Wilsey	1

NOV. 8, 2016 GENERAL ELECTION

Ballot Write Ins

TOWN: Voorhees

Race	Candidate	Tally
Member of Local BOE	Toni Advocate	1
Member of School Board	John Kasick	1
President	Paul Ryan Piness-the-cat	1
cc	Paul Ryan	1
cc	Bernie Sanders	1
Member of BOE Beyond	Elise Rocco	1
cc of Local	" "	1
President	Nicholas DiGirolamo	1
cc	Bernie Sanders	1

NOV. 8, 2016 GENERAL ELECTION

Ballot Write Ins

TOWN: Voorhees

Race	Candidate	Tally
President	John McCain	1
member of Regional BOE	Michelle Santore	1
member of Local BOE	Eric Newman	1
President	Mitt Romney	1
Member of Regional BOE	Mickay Morse	1
Member of Regional BOE	Dupu BisKupa	1
Member of Regional BOE	Jego Zana	1
House of Rep. vote 1	Edward J Ramaste	1
Member of School Freeholder	Edward J Ramaste	1
Member of School Freeholder	Maryam Natarella	1
Member of School Freeholder	Ross Wagner	1
Member of Regional BOE	Edward J Ramaste	1
Member of Regional BOE	Maryam Natarella	1
Member of Local BOE	Joseph Bess	1
Member of Local BOE	Mark Wagner	1

NOV. 8, 2016 GENERAL ELECTION

Ballot Write Ins

TOWN: Voorhees

Race	Candidate	Tally
Member of Regional BOE	Jeanne Savio	1
member of Local BOE	u "	1
President	Michael McCabe	1
" "	John Kasich	1
Member of Regional BOE	Susan Pomerantz	1
member of House of Rep	Christopher Spell	1
President	Rose Sirilli / Frank Sirilli	1
Member of Regional BOE	V	1
u "	W	1
" "	Blank (Colored Circle)	1
Member of Local BOE	X	1
" "	Y	1
u "	Z	1
u "	Har ambe	1
President	Ben Carson	1

NOV. 8, 2016 GENERAL ELECTION

Ballot Write Ins

TOWN: Voorhees

Race	Candidate	Tally
President	Trump	
" "	Bernie Sanders	
Member of House of Reps	Stephanie Ross	
President	Ted Cruz	
" "	Gavin Powell	
" "	Emily Orr	
Member of House of Representative	Alex Law	
Member of Ocean County Council	Harry Platt	
Member of Regional BOE	Rajan Vasisht	
President	Joe Biden	
Member of Regional BOE	Malala Yousafzai	
" "	Michael Phelps	
President	Scott Bellbley	
" "	William Weid	
Member of Local BOE	Richard Hower	

NOV. 8, 2016 GENERAL ELECTION

Ballot Write Ins

TOWN: Voorhees

Race	Candidate	Tally
Member of Regional BOE	John Branigan	11
" "	Mank Wagner	11
Members of Regional BOE	Kurt Stromel	1
Members of Local BOE	" "	1
Member of Regional BOE	Lisa Rosner	1
" "	Barbara Gillary	1
" "	Anthony Wizzi	1
" "	Robert Goodman	1
" "	Denise Zeigler	1
" "	William Robbins	1
" "	Kathy Robbins	1
Members of Local BOE	" "	1
" "	William Robbins	1
Members of Regional BOE	Paulina Bains	1
" "	Hiren Galka	1

NOV. 8, 2016 GENERAL ELECTION

Ballot Write Ins

TOWN: Vanhoees

Race	Candidate	Tally
member of Regional BOE	Mark Rama	
member of Local BOE	Mark Roma	
" "	Jean Austan	
President	Marco Rubio	
" "	Evan McMullian Nathan Johnson	
" "	Paul D. Ryan	
" "	Evan McMullian	
" "	Mindy Finn	
member of Regional BOE	Helan Romnos	
" "	Chris Caporin	
member of Regional BOE	Mike Palomeo Jr.	
President	Donald Duck	
" "	I cannot bring myself to vote for president	
" "	Charlie Rose	
" "	James Webb Jr.	

**NOV. 8, 2016 GENERAL ELECTION
Ballot Write Ins**

TOWN: Voorhees

Race	Candidate	Tally
Member of Regional BOE	Sally A. Lytle	
Member of Local BOE	Sally A. Lytle	
" "	Marc Vogin	
Member of Regional BOE	Hilary Clinton	
" "	Mike Pence	
Member of Regional BOE	Harumbe	
Member of Local BOE	" "	
Member of Regional BOE	Jessica Rothman	
" "	Robert F. Pacvado Jr.	
" "	Blank (Just Circle Circled)	
Member of Local BOE	Blank (Just Circle "Circled")	
Member of Regional BOE	Ken Tavani	
President	Scott Bergman	
" "	Michael R. Pence	
Member of Regional BOE	Venus Ramona Pearson-Hunter	

NOV. 8, 2016 GENERAL ELECTION

Ballot Write Ins

TOWN: *Waterford*

Race	Candidate	Tally
<i>President</i>	<i>Honest & Trust Worthy Person</i>	<i>1</i>
<i>Member of Local BOE</i>	<i>Tom Duffy</i>	<i>1</i>
<i>President</i>	<i>Bernie Sanders</i>	<i>(11)</i>
<i>"</i>	<i>John Kasich</i>	<i>111</i>
<i>"</i>	<i>Big Bird</i>	<i>1</i>
<i>"</i>	<i>George Conrad Marka Conrad</i>	<i>1</i>
<i>Member of Local BOE</i>	<i>George Conrad</i>	<i>1</i>

NOV. 8, 2016 GENERAL ELECTION

Ballot Write Ins

TOWN: Winslow Ward 1

Race	Candidate	Tally
Presidential	John R. Kasich	
Presidential	Bernie Sanders	
Presidential	Micky Mouse	
BOE	Undecided	
Presidential	Ben Carson	
Freeholders	William Barber	
BOE	Joe Italiano	
Presidential	Colin Powell	
Presidential	Bernie Sanders	
BOE	Roland Lees	
Presidential	Paul Ryan	
BOE	Carole Donio	
BOE	Paula S. Parette	
Presidential	Michelle Obama	
House of Reps.	Dennis Colasurdo	

NOV. 8, 2016 GENERAL ELECTION

Ballot Write Ins

TOWN: Winslow Ward 2

Race	Candidate	Tally
President	Bar Betzler	1
"	Senator Elizabeth Warren	11
"	Paul Ryan	1
"	Mitt Romney	1
"	Paul Ryan speaker of the house	1
"	Bernie Sanders	11
"	George Clooney	1
"	Joe Biden Paul Ryan	1
"	Michael Pence	1
"	Everett B. Birge Jr	1
Member of district Council	Valeria McMullin	1
"	Helen Hart Magbet	1
Member of House of Rep	" "	1
Local BOE	Valeria McMullin	1
"	Helen Hart Magbet	1
"	Sharon Murphy	1

NOV. 8, 2016 GENERAL ELECTION

Ballot Write Ins

TOWN: Winslow Ward 3

Race	Candidate	Tally
Member of Local BOE	John Shaw	1
"	Shaw	1
"	Charney	1
"	Spume Severane	1
"	Paul Sickler	1
"	Jennifer Sickle	1
"	Donald Trump	1
"	Barack Obama	1
"	Richard Cheney	1

NOV. 8, 2016 GENERAL ELECTION

Ballot Write Ins

TOWN: Winslow 3

Race	Candidate	Tally
Nancy Johnson Friedberg	Stone	1
	Gustafson	1

NOV. 8, 2016 GENERAL ELECTION

Ballot Write Ins

TOWN: Winslow Ward 3

Race	Candidate	Tally
President	Joe Biden	1
"	Bernie Sanders	11
"	Clinton	1
"	Marco Rubio	1
"	Elizabeth Warren	1
Freeholder	Charles Wolfe Jr.	1
House of Rep	Mickey Mouse	1

NOV. 8, 2016 GENERAL ELECTION

Ballot Write Ins

TOWN: Wood Lynne

Race	Candidate	Tally
Member of Council	Anthony Delmon	1
Member of Local BOE		1
Member of Council	Mickey Mouse	1
" "	Sheldon Cooper	1
" "	Cylde Cook	1
President	Evan McMullon	11
"		

NOV. 8, 2016 GENERAL ELECTION

Provisional Ballot Write Ins

TOWN: Camden Ward 1

Race	Candidate	Tally
President	Bernie Sanders	
"	Obama	

NOV. 8, 2016 GENERAL ELECTION

Provisional Ballot Write Ins

TOWN: Camden Ward 4

Race	Candidate	Tally
President	Bernie Sanders	1

NOV. 8, 2016 GENERAL ELECTION

Provisional Ballot Write Ins

TOWN: Cherry Hill

Race	Candidate	Tally
President	Eric Carter	1
"	Bernie Sanders	11
"	John McCain	1
"	Governor John Kasich	1
Member of Local BOE	Spencer Charney	1
"	Rick Short	1
President	Evan McMullen/Ming Fin	1
Member of House of Rep.	Joni Schwartz	1
President	Donald Trump/Michael Pence	1
Member of House of Rep.	Rob Peterson	1
Members of Chosen freeholders	Robert Stone	1
"	Claire Gustafson	1
Member of Council	Fredrick Short	1

NOV. 8, 2016 GENERAL ELECTION

Provisional Ballot Write Ins

TOWN: Clementon

Race	Candidate	Tally
Member of Local GOE	Susan Shaw	1

NOV. 8, 2016 GENERAL ELECTION

Provisional Ballot Write Ins

TOWN: Glou. Twp.

Race	Candidate	Tally
Member Local BOE	Harambe	1
"	Vermont the Supreme	1
"	Deez Nuts	1
President	Kelly Aynette	1
"	Bernie Sanders	1
Member Local Reg. BOE	Amanda L Ward	1
Member Local BOE	Joshua D Ward	1
"	David Ward	1
"	Scott Oninappi	1
"	William Smith	1

NOV. 8, 2016 GENERAL ELECTION

Provisional Ballot Write Ins

TOWN: Merchantville

Race	Candidate	Tally
President	Alvin Nix	1
"	Michael Kosenski Paul Kosenski	1
"	Bernie Sanders	1

NOV. 8, 2016 GENERAL ELECTION

Provisional Ballot Write Ins

TOWN: *Panama*

Race	Candidate	Tally
<i>Member Local BOE</i>	<i>William Finnegan</i>	<i> </i>
<i>Member Sup Committee</i>	<i>William Finnegan</i>	<i> </i> <i> </i>
<i>President</i>	<i>Bernie Sanders Tulsa Hubbard</i>	<i>1</i>
<i>Member Local BOE</i>	<i>Dick Carey</i>	<i>1</i>
<i>Member Bd of Chmn Freeholder</i>	<i>William Finnegan</i>	<i>11</i>
<i>Member House of Rep.</i>	<i>Alex Law</i>	<i>1</i>
<i>Member Sup Committee</i>	<i>Charles Bevins</i>	<i>1</i>
<i>Member House of Rep</i>	<i>William Finnegan</i>	<i>1</i>

NOV. 8, 2016 GENERAL ELECTION

Provisional Ballot Write Ins

TOWN: Stratford

Race	Candidate	Tally
President	Evan McMullon + Mindy Finn	1
Members of Regional BOE	Diana Brooks	1
"	Dawn Martin	1
"	Ken Carmen	1
"	Joe Hahn	11
"	Don Mealey	1
Members of Fleece BOE	Diana Brooks	1
"	Ken Carmen	1
"	Dawn Martin	11
"	Hahn	11

PUBLIC QUESTION #1

CONSTITUTIONAL AMENDMENT TO PERMIT CASINO GAMBLING IN TWO COUNTIES OTHER THAN ATLANTIC COUNTY

(YES)

(NO)

Do you approve amending the Constitution to permit casino gambling in two additional counties in this State? At present, casino gambling is allowed only in Atlantic City in Atlantic County.

Only one casino in each of the two counties would be permitted. Each casino is to be located in a town that is at least 72 miles from Atlantic City. The amendment would allow certain persons to apply first for a casino license.

INTERPRETIVE STATEMENT

At present, casino gambling is allowed only in Atlantic City in Atlantic County. This amendment would allow the Legislature to pass laws to permit casino gambling to take place in two other counties in this State.

Only one casino in each of the two counties would be permitted. Each casino is to be located in a town that is at least 72 miles from Atlantic City. The amendment would allow certain persons to apply first for a casino license.

The laws passed by the Legislature would provide for the location and type of casinos and the licensing and taxing of the operation and equipment.

The amendment provides that the State's share of revenue from the operation of the two casinos and of the casinos in Atlantic City would be used for programs and property tax relief for senior citizens and disabled residents. It would also be used for the recovery, stabilization, or improvement of Atlantic City and other purposes as provided by law. Lesser portions would be used to aid the thoroughbred and standardbred horsemen in this State and each town and county in which a casino is located.

PUBLIC QUESTION #2

CONSTITUTIONAL AMENDMENT TO DEDICATE ADDITIONAL REVENUES TO STATE TRANSPORTATION SYSTEM

(YES)

(NO)

Do you approve amending the Constitution to dedicate all revenue from the State motor fuels tax and petroleum products gross receipts tax to the Transportation Trust Fund?

This amendment would provide that an additional three cents of the current motor fuels tax on diesel fuel, which is not dedicated for transportation purposes, be dedicated to the Transportation Trust Fund. In doing so, the entire State tax on diesel fuel would be used for transportation purposes. The entire State tax on gasoline is currently dedicated to the Transportation Trust Fund and used for transportation purposes.

The amendment would also provide that all of the revenue from the current State tax on petroleum products gross receipts be dedicated to the Transportation Trust Fund. In doing so, the entire State tax on petroleum products gross receipts would be used for transportation purposes.

This amendment does not change the current tax on motor fuels or petroleum products gross receipts.

INTERPRETIVE STATEMENT

This amendment would dedicate all of the revenue from the State tax on motor fuels to the Transportation Trust Fund. The current dedication is 10.5 cents per gallon on gasoline and diesel fuel. The amendment would include an additional three cents of the tax on diesel fuel that is not currently dedicated. The total revenue from the tax on motor fuels this fiscal year is estimated to be \$541 million.

The amendment also dedicates all of the revenue from the tax on gross receipts of the sale of petroleum products to the Transportation Trust Fund. The current minimum dedication is \$200 million per year. This fiscal year, the revenue from the tax on gross receipts of the sale of petroleum products is estimated to be \$215 million.

The amendment does not change the current tax on motor fuels or petroleum products gross receipts. The dedication to the Transportation Trust Fund ensures that the revenue is only used for transportation purposes.

Haddonfield Municipal Question

(Yes)

(No)

Shall the Borough of Haddonfield adopt an ordinance to continue an ‘Open Space Trust Fund’ which shall have the following provisions:

- A. The Fund will be funded through the continuation of a local property tax levy in an amount not to exceed \$0.01 (one cent) per one hundred dollars of assessed value.
- B. The Fund shall be used exclusively to purchase, develop and maintain lands in Haddonfield for recreation and conservation purposes; to acquire and preserve historic properties, structures, facilities, sites and areas in Haddonfield; or to pay debt service on indebtedness issued or incurred by Haddonfield for any of the purposes set forth above.
- C. There will be an annual public audit of all expenditures.

INTERPRETIVE STATEMENT

This public question will give the Haddonfield Borough Commissioners the sentiments of the voters whether to continue a municipal Open Space Trust Fund for the acquisition of land to protect open space and water quality, for the development of recreation on and maintenance of any such lands, and for historic preservation purposes. The current open space tax levy is set to expire at the end of 2016. Having such a fund allows Haddonfield to apply for double the amount of State Green Acres Program grants to help purchase open space (Haddonfield could apply for 50% of the purchase price rather than 25%). Real property owners in the Borough would continue to be taxed at the rate of not more than one cent per \$100 of assessed value. If the maximum amount of one cent was collected, the tax would be \$49.14 per year for a property assessed at \$491,359, the average residential property valuation as of the last reassessment. The Commissioners have the right to assess the open space tax at less than the maximum amount each year. The Commissioners have never authorized the full assessment. Every year there would be a public audit of all expenditures. Over 200 New Jersey towns have already approved Open Space Trust Funds.

**VOORHEES TWP.
SPECIAL FIRE ELECTION**

Shall the Board of Fire Commissioners of Fire District Number 3, in the Township of Voorhees, County of Camden, (Voorhees Fire District) be permitted to make a capital purchase of a ladder fire truck from an existing lease maintained by the Voorhees Fire District for a total amount of \$225,000.00, as part of the 2017 Budget.


INTERPRETIVE STATEMENT


The Voorhees Fire District is seeking to purchase a ladder fire truck that it currently leases. It is seeking to obtain authorization to raise this purchase price as a capital expenditure. The replacement value of this truck is approximately \$1,400,000.00. If approved, the board would be authorized to make this purchase as part of its 2017 Budget. This purchase will effectively save the residents over \$1,000,000 over the next 5 years of useful life of the vehicle. This vehicle is currently in service with the district and has approximately 14,700 miles (Vin: 4S7AX2E92BC074538).


WE DO HEREBY CERTIFY that the foregoing is a true, full and correct statement of the results of the election herein mentioned, as the same is exhibited by the statements produced and laid before the board of county canvassers according to law, and that the same exhibits the number of the names in the signature copy registers and the registers of voters, the number of names of the voters in the poll-books of the election districts, respectively, and of the ballots rejected, the whole number of names in the signature copy registers and the registers of voters, the whole number of names of the voters in the poll-books of the several election districts, the name of each person for whom any vote or votes were cast, the number of votes cast for each person in each election district, and the whole number of votes cast for each person for each office designated, the whole number of districts in each election district and the whole number of votes cast thereupon in the several election districts as they appear by the statements so produced and laid before the said Board.


IN WITNESS WHEREOF, we have hereunto set our hands, this Twenty-third day of November, in the year of our Lord, Two Thousand Sixteen.


Attest:


JOSEPH RIPA, Clerk
Board of County Canvassers


ROBERT J. VENUTI, Chairperson
Board of County Canvassers


DONNA MARIE ROBINSON TAYLOR, Secretary
Board of County Canvassers


RICHARD AMBROSINO, Member
Board of County Canvassers


NOVELLA STARKS HINSON, Member
Board of County Canvassers


A STATEMENT of the determination of the BOARD OF COUNTY CANVASSERS, relative to an election held in the County of Camden, on the Eighth day of November, in the year of our Lord, Two Thousand Sixteen, for the election of:


- ELECTORS OF PRESIDENT,
- MEMBERS OF THE HOUSE OF REPRESENTATIVES, 1ST & 2ND CONGRESSIONAL DISTRICTS,
- TWO STATE PUBLIC QUESTIONS,
- TWO MEMBERS OF THE BOARD OF CHOSEN FREEHOLDERS,
- ALL MUNICIPAL OFFICES & QUESTIONS IN CAMDEN COUNTY,
- ALL REGIONAL & LOCAL SCHOOL BOARD CANDIDATES,
- VOORHEES FIRE DISTRICT #3 SPECIAL ELECTION QUESTION

I DO HEREBY CERTIFY that the foregoing is a true, full and correct statement of the determination of the Board of Canvassers therein mentioned.

IN WITNESS WHEREOF, I have hereunto set my hand, this Twenty-third day of November, in the year of our Lord, Two Thousand Sixteen.

Attest:


JOSEPH RIPA, Clerk
Board of County Canvassers


ROBERT J. VENUTI, Chairperson
Board of County Canvassers

