

COUNTY OF CAMDEN

OFFICIAL
ELECTION
RESULTS

2020 Primary Election
July 7, 2020



Making It Better, Together.

2020 Primary Election Background:

- Because of the COVID-19 pandemic, Governor Murphy ordered the 2020 Primary Election to be mostly conducted by mail.
- The date of the election was moved back 5 weeks to July 7, 2020.
- All registered Democrats and Republicans were sent a VBM ballot.
- All registered Unaffiliated and Inactive voters were sent VBM Applications
- There were a limited number of in-person polling places.
- At the polling places, voters were to vote via provisional ballots.
- Also at the polling places, there were ADA accessible voting machines for voters that were no able to vote a paper ballot.

Impact to the Official Results

- Because of the volume of paper ballots to count, an extension until July 31, 2020, was granted to certify the election.
- Anticipating very low use of the ADA accessible voting machine, all results for the machine were assigned to the first district in each municipality/ward to protect identifying how these voters cast their ballots.

CAM_20200707_E

July 7, 2020

Summary Report

Camden County

Official Results

Democratic Registration & Turnout	178,220	Voters	DEM - President & Delegates-Dem 5th Di:	(4)	4/4	100.00%
Machine Turnout	102	0.06%	Under Votes:	74		
Mail-In Ballot Turnout	64,562	36.23%	Over Votes:	77		
Provisional Turnout	10,962	6.15%	Joseph R. BIDEN		2,683	85.36%
Rejected Ballots Turnout	0	0.00%	Bernie SANDERS		429	13.65%
Emergency Turnout	0	0.00%	UNCOMMITTED DELEGATE		13	0.41%
Total ...	75,626	42.43%	Write-In		18	0.57%
			Total ...		3,143	100.00%
Republican Registration & Turnout	57,228	Voters	DEM - US Senator	(45)	45/45	100.00%
Machine Turnout	16	0.03%	Under Votes:	2242		
Mail-In Ballot Turnout	13,934	24.35%	Over Votes:	578		
Provisional Turnout	3,913	6.84%	Lawrence HAMM		7,116	9.77%
Rejected Ballots Turnout	0	0.00%	Cory BOOKER		65,589	90.09%
Emergency Turnout	0	0.00%	Write-In		101	0.14%
Total ...	17,863	31.21%	Total ...		72,806	100.00%
Unaffiliated Registration & Turnout	133,847	Voters	DEM - House of Representatives 1st Dist	(44)	44/44	100.00%
Machine Turnout	0	0.00%	Under Votes:	7464		
Mail-In Ballot Turnout	0	0.00%	Over Votes:	3		
Provisional Turnout	0	0.00%	Donald W. NORCROSS		66,497	99.15%
Rejected Ballots Turnout	0	0.00%	Write-In		572	0.85%
Emergency Turnout	0	0.00%	Total ...		67,069	100.00%
Total ...	0	0.00%	DEM - House of Representatives 2nd Dis:	(1)	1/1	100.00%
Registration & Turnout	369,295	Voters	Under Votes:	47		
Machine Turnout	118	0.03%	Over Votes:	35		
Mail-In Ballot Turnout	78,496	21.26%	Brigid CALLAHAN HARRISON		373	37.00%
Provisional Turnout	14,875	4.03%	Amy KENNEDY		494	49.01%
Rejected Ballots Turnout	0	0.00%	Robert D. TURKAVAGE		23	2.28%
Emergency Turnout	0	0.00%	Will CUNNINGHAM		85	8.43%
Total ...	93,489	25.32%	John FRANCIS		32	3.17%
DEM - President & Delegates-Dem 3rd Di:	(27)	27/27	100.00%	Write-In	1	0.10%
Under Votes:	1659			Total ...	1,008	100.00%
Over Votes:	158			DEM - County Surrogate	(45)	45/45
Joseph R. BIDEN	29,620	87.09%		Under Votes:	7757	
Bernie SANDERS	4,188	12.31%		Over Votes:	3	
Write-In	204	0.60%		Michelle GENTEK-MAYER		67,649
Total ...	34,012	100.00%		Write-In	211	0.31%
DEM - President & Delegates-Dem 4th Di:	(14)	14/14	100.00%	Total ...	67,860	100.00%
Under Votes:	455			DEM - Board of Chosen Freeholders UNE	(45)	45/45
Over Votes:	696			Under Votes:	7934	
Joseph R. BIDEN	30,505	86.29%		Over Votes:	4	
Bernie SANDERS	4,494	12.71%		Almar DYER		67,441
UNCOMMITTED DELEGATE	115	0.33%		Write-In	241	0.36%
Write-In	238	0.67%		Total ...	67,682	100.00%
Total ...	35,352	100.00%				

CAM_20200707_E

July 7, 2020

Summary Report

Camden County

Official Results

DEM - Board of Chosen Freeholders	(45)	45/45	100.00%	DEM - Berlin Boro Council	(1)	1/1	100.00%
Under Votes: 17082				Under Votes: 1611			
Over Votes: 6				Over Votes: 0			
Louis CAPPELLI, JR.		67,255	50.13%	Write-In		7	100.00%
Jonathan L. YOUNG, SR		66,451	49.53%			7	100.00%
Write-In		446	0.33%				
Total ...		134,152	100.00%	DEM - Brooklawn Council	(1)	1/1	100.00%
DEM - Audubon Park Council	(1)	1/1	100.00%	Under Votes: 27			
Under Votes: 65				Over Votes: 0			
Over Votes: 0				Jerry D. GRANSTROM		190	49.87%
Judith DI PASQUALE		263	48.79%	Michael MEVOLI		189	49.61%
Karen LEWIS		267	49.54%	Write-In		2	0.52%
Write-In		9	1.67%				
Total ...		539	100.00%			381	100.00%
DEM - Barrington Council UNEX	(1)	1/1	100.00%	DEM - Chesilhurst Council	(1)	1/1	100.00%
Under Votes: 127				Under Votes: 76			
Over Votes: 0				Over Votes: 60			
Michael DRUMM		927	99.68%	Karen CHEW		172	36.60%
Write-In		3	0.32%	Maria C. LITTLES		121	25.74%
				Pearlie C. LEE		100	21.28%
Total ...		930	100.00%	Cathleen JORDAN		77	16.38%
DEM - Barrington Council	(1)	1/1	100.00%	Write-In		0	0.00%
Under Votes: 231							
Over Votes: 0				Total ...		470	100.00%
Vincent CERRITO		938	49.81%	DEM - Clementon Council	(1)	1/1	100.00%
Kyle HANSON		941	49.97%	Under Votes: 595			
Write-In		4	0.21%	Over Votes: 0			
Total ...		1,883	100.00%	Holly STROBL		487	96.06%
DEM - Bellmawr Council	(1)	1/1	100.00%	Write-In		20	3.94%
Under Votes: 332							
Over Votes: 0				Total ...		507	100.00%
James F. D'ANGELO		1,288	50.04%	DEM - Gibbsboro Council	(1)	1/1	100.00%
Paul T. DE ANGELIS		1,268	49.26%	Under Votes: 663			
Write-In		18	0.70%	Over Votes: 0			
Total ...		2,574	100.00%	Write-In		7	100.00%
DEM - Berlin Boro Council UNEX	(1)	1/1	100.00%			7	100.00%
Under Votes: 1608				DEM - Haddon Heights Council	(1)	1/1	100.00%
Over Votes: 0				Under Votes: 265			
Write-In		10	100.00%	Over Votes: 0			
Total ...		10	100.00%	Stephanie C. MADDEN		1,328	50.06%
DEM - Berlin Boro Council	(1)	1/1	100.00%	Regina M. PHILIPPS		1,314	49.53%
Under Votes: 1608				Write-In		11	0.41%
Over Votes: 0							
Write-In		10	100.00%	Total ...		2,653	100.00%
Total ...		10	100.00%	DEM - Hi-Nella Council	(1)	1/1	100.00%
DEM - Berlin Boro Council	(1)	1/1	100.00%	Under Votes: 130			
Under Votes: 1608				Over Votes: 0			
Over Votes: 0				Cindy MC COY		104	100.00%
Write-In		10	100.00%				
Total ...		10	100.00%				

CAM_20200707_E

July 7, 2020

Summary Report

Camden County

Official Results

DEM - Hi-Nella Council (cont'd...)	(1)	1/1	100.00%	DEM - Oaklyn Council UNEX (cont'd...)	(1)	1/1	100.00%
Write-In			0 0.00%	Write-In			4 0.65%
Total ...			104 100.00%	Total ...			620 100.00%
DEM - Laurel Springs Council	(1)	1/1	100.00%	DEM - Oaklyn Council	(1)	1/1	100.00%
Under Votes: 287				Under Votes: 128			
Over Votes: 0				Over Votes: 0			
Joseph A. CRUZ			252 95.09%	Dorothy VALIANTI			624 49.68%
Write-In			13 4.91%	Charles LEHMAN			622 49.52%
Total ...			265 100.00%	Write-In			10 0.80%
DEM - Lawnside Council	(1)	1/1	100.00%	Total ...			1,256 100.00%
Under Votes: 71				DEM - Pennsauken Twp. Committee	(1)	1/1	100.00%
Over Votes: 68				Under Votes: 1354			
Rhonda WARDLOW-HURLEY			499 28.79%	Over Votes: 0			
Eric J. WILCOX, SR.			475 27.41%	Tim KILLION			4,902 49.21%
Ervin MEARS			379 21.87%	Vince MARTINEZ			5,032 50.51%
Christopher L. RAINES			380 21.93%	Write-In			28 0.28%
Write-In			0 0.00%	Total ...			9,962 100.00%
Total ...			1,733 100.00%	DEM - Pine Hill Council	(1)	1/1	100.00%
DEM - Lindenwold Council	(1)	1/1	100.00%	Under Votes: 265			
Under Votes: 453				Over Votes: 2			
Over Votes: 0				Charles W. JAXEL, JR.			1,243 49.34%
Linda HESS			2,112 49.94%	Patricia L. CORRY-GAFT			1,266 50.26%
Sandra L. SINON			2,094 49.52%	Write-In			10 0.40%
Write-In			23 0.54%	Total ...			2,519 100.00%
Total ...			4,229 100.00%	DEM - Runnemede Council	(1)	1/1	100.00%
DEM - Magnolia Council	(1)	1/1	100.00%	Under Votes: 228			
Under Votes: 136				Over Votes: 0			
Over Votes: 0				John RANIERI			995 49.45%
Mary F. MARTZ			603 50.33%	Patricia TARTAGLIA-PASSIO			997 49.55%
Steven WHALEN			592 49.42%	Write-In			20 0.99%
Write-In			3 0.25%	Total ...			2,012 100.00%
Total ...			1,198 100.00%	DEM - Somerdale Council	(1)	1/1	100.00%
DEM - Merchantville Council	(1)	1/1	100.00%	Under Votes: 197			
Under Votes: 137				Over Votes: 0			
Over Votes: 0				James J. PERRY			823 50.65%
Andrew O. MC LOONE			526 49.76%	Larry SEFCHICK			794 48.86%
Sean FITZGERALD			525 49.67%	Write-In			8 0.49%
Write-In			6 0.57%	Total ...			1,625 100.00%
Total ...			1,057 100.00%	DEM - Stratford Council UNEX	(1)	1/1	100.00%
DEM - Oaklyn Council UNEX	(1)	1/1	100.00%	Under Votes: 95			
Under Votes: 72				Over Votes: 0			
Over Votes: 0				Stephen C. GANDY			788 99.62%
Nancy MAC GREGOR			616 99.35%				

CAM_20200707_E

July 7, 2020

Summary Report

Camden County

Official Results

DEM - Stratford Council UNEX (cont'd...) (1) 1/1 100.00%	DEM - Winslow Twp. Committee Ward 4 (1) 1/1 100.00%
Write-In 3 0.38%	Under Votes: 145
Total ... 791 100.00%	Over Votes: 0
DEM - Stratford Council (1) 1/1 100.00%	Charles FLAMINI 1,646 99.10%
Under Votes: 199	Write-In 15 0.90%
Over Votes: 0	Total ... 1,661 100.00%
Pat GILLIGAN 790 50.22%	DEM - Woodlynne Council (1) 1/1 100.00%
Michael G. TOLOMEO 772 49.08%	Under Votes: 88
Write-In 11 0.70%	Over Votes: 0
Total ... 1,573 100.00%	Pablo FUENTES 194 41.63%
DEM - Voorhees Twp. Committee (1) 1/1 100.00%	Lavar E. EDWARDS 208 44.64%
Under Votes: 836	Write-In 64 13.73%
Over Votes: 0	Total ... 466 100.00%
Michael R. MIGNOGNA 4,267 50.11%	REP - US President (45) 45/45 100.00%
Harry A. PLATT 4,229 49.66%	Under Votes: 1260
Write-In 20 0.23%	Over Votes: 1
Total ... 8,516 100.00%	Donald J. TRUMP 15,822 95.30%
DEM - Waterford Twp. Committee (1) 1/1 100.00%	Write-In 780 4.70%
Under Votes: 297	Total ... 16,602 100.00%
Over Votes: 1	REP - Rep Delegates-1st Delegate Distric (44) 44/44 100.00%
Richard T. YEATMAN, SR. 926 49.20%	Under Votes: 3031
Rita HANNA 946 50.27%	Over Votes: 0
Write-In 10 0.53%	Cam Co Reg Rep 14,108 100.00%
Total ... 1,882 100.00%	Total ... 14,108 100.00%
DEM - Winslow Twp. Committee Ward 1 (1) 1/1 100.00%	REP - Rep Delegates-2nd Delegate Distri (1) 1/1 100.00%
Under Votes: 89	Under Votes: 114
Over Votes: 0	Over Votes: 0
Edward J. PLECZYNSKI 946 99.27%	Cam Co Reg Rep 610 100.00%
Write-In 7 0.73%	Total ... 610 100.00%
Total ... 953 100.00%	REP - US Senator (45) 45/45 100.00%
DEM - Winslow Twp. Committee Ward 2 (1) 1/1 100.00%	Under Votes: 940
Under Votes: 107	Over Votes: 578
Over Votes: 0	Natalie Lynn RIVERA 1,037 6.34%
Evelyn M. LEVERETT 1,492 99.67%	Hirsh SINGH 3,672 22.47%
Write-In 5 0.33%	Eugene T. ANAGNOS 391 2.39%
Total ... 1,497 100.00%	Rikin 'Rik' MEHTA 8,754 53.56%
DEM - Winslow Twp. Committee Ward 3 (1) 1/1 100.00%	Patricia FLANAGAN 2,370 14.50%
Under Votes: 54	Write-In 121 0.74%
Over Votes: 59	Total ... 16,345 100.00%
Marie D. LAWRENCE 1,526 84.08%	REP - House of Representatives 1st Distri (44) 44/44 100.00%
Joe THOMAS 288 15.87%	Under Votes: 1585
Write-In 1 0.06%	Over Votes: 1
Total ... 1,815 100.00%	Claire H. GUSTAFSON 15,442 99.29%

CAM_20200707_E

July 7, 2020

Summary Report

Camden County

Official Results

REP - House of Representatives 1st Distr	(44)	44/44	100.00%	REP - Audubon Park Council	(1)	1/1	100.00%
Write-In		111	0.71%	Under Votes: 123			
Total ...		15,553	100.00%	Over Votes: 0			
REP - House of Representatives 2nd Dist	(1)	1/1	100.00%	Write-In		1	100.00%
Under Votes: 31				Total ...		1	100.00%
Over Votes: 4				REP - Audubon Park County Committee	(1)	1/1	100.00%
Jeff VAN DREW		488	70.83%	Under Votes: 9			
Robert W. PATTERSON		201	29.17%	Over Votes: 0			
Write-In		0	0.00%	Michael PENNOCK		53	100.00%
Total ...		689	100.00%	Write-In		0	0.00%
REP - County Surrogate	(45)	45/45	100.00%	Total ...		53	100.00%
Under Votes: 1721				REP - Audubon Park County Committee	(1)	1/1	100.00%
Over Votes: 0				Under Votes: 9			
Kimberley STUART		16,065	99.53%	Over Votes: 0			
Write-In		76	0.47%	Colleen PENNOCK		53	100.00%
Total ...		16,141	100.00%	Write-In		0	0.00%
REP - Board of Chosen Freeholders UNE	(45)	45/45	100.00%	Total ...		53	100.00%
Under Votes: 1695				REP - Barrington Council UNEX	(1)	1/1	100.00%
Over Votes: 1				Under Votes: 179			
Nicole NANCE		16,092	99.54%	Over Votes: 0			
Write-In		74	0.46%	Write-In		171	100.00%
Total ...		16,166	100.00%	Total ...		171	100.00%
REP - Board of Chosen Freeholders	(45)	45/45	100.00%	REP - Barrington Council	(1)	1/1	100.00%
Under Votes: 3758				Under Votes: 365			
Over Votes: 4				Over Votes: 0			
Jennifer MOORE		16,049	50.21%	Write-In		335	100.00%
Johanna SCHEETS		15,794	49.41%	Total ...		335	100.00%
Write-In		119	0.37%	REP - Barrington County Committee	(1)	1/1	100.00%
Total ...		31,962	100.00%	Under Votes: 615			
REP - Audubon Boro County Committee	(1)	1/1	100.00%	Over Votes: 0			
Under Votes: 1248				Write-In		85	100.00%
Over Votes: 0				Total ...		85	100.00%
Write-In		6	100.00%	REP - Barrington County Committee	(1)	1/1	100.00%
Total ...		6	100.00%	Under Votes: 635			
REP - Audubon Boro County Committee	(1)	1/1	100.00%	Over Votes: 0			
Under Votes: 1254				Write-In		65	100.00%
Over Votes: 0				Total ...		65	100.00%
Write-In		0	0.00%				
Total ...		0	0.00%				

CAM_20200707_E

July 7, 2020

Summary Report

Camden County

Official Results

REP - Bellmawr Council	(1)	1/1	100.00%	REP - Berlin Twp County Committee	(1)	1/1	100.00%
Under Votes: 740				Under Votes: 544			
Over Votes: 0				Over Votes: 0			
Write-In			6 100.00%	Write-In			0 0.00%
Total ...			6 100.00%	Total ...			0 0.00%
REP - Bellmawr County Committee	(1)	1/1	100.00%	REP - Brooklawn Council	(1)	1/1	100.00%
Under Votes: 1114				Under Votes: 113			
Over Votes: 0				Over Votes: 0			
Write-In			5 100.00%	Write-In			3 100.00%
Total ...			5 100.00%	Total ...			3 100.00%
REP - Bellmawr County Committee	(1)	1/1	100.00%	REP - Brooklawn County Committee	(1)	1/1	100.00%
Under Votes: 1116				Under Votes: 57			
Over Votes: 0				Over Votes: 0			
Write-In			3 100.00%	Write-In			1 100.00%
Total ...			3 100.00%	Total ...			1 100.00%
REP - Berlin Boro Council UNEX	(1)	1/1	100.00%	REP - Brooklawn County Committee	(1)	1/1	100.00%
Under Votes: 947				Under Votes: 57			
Over Votes: 0				Over Votes: 0			
Write-In			5 100.00%	Write-In			1 100.00%
Total ...			5 100.00%	Total ...			1 100.00%
REP - Berlin Boro Council	(1)	1/1	100.00%	REP - Camden City County Committee A	(4)	4/4	100.00%
Under Votes: 948				Under Votes: 229			
Over Votes: 0				Over Votes: 0			
Write-In			4 100.00%	Keith A. WALKER			139 26.78%
Total ...			4 100.00%	Charles J. MC KEE			121 23.31%
REP - Berlin Boro County Committee	(1)	1/1	100.00%	Robert DAVIS			130 25.05%
Under Votes: 1428				Levi COMBS, III			129 24.86%
Over Votes: 0				Write-In			0 0.00%
Write-In			0 0.00%	Total ...			519 100.00%
Total ...			0 0.00%	REP - Camden City County Committee A	(4)	4/4	100.00%
REP - Berlin Boro County Committee	(1)	1/1	100.00%	Under Votes: 485			
Under Votes: 1427				Over Votes: 0			
Over Votes: 0				Tina ISRAEL			123 46.77%
Write-In			1 100.00%	Jennifer ALVIRA			134 50.95%
Total ...			1 100.00%	Write-In			6 2.28%
REP - Berlin Twp County Committee	(1)	1/1	100.00%	Total ...			263 100.00%
Under Votes: 540				REP - Cherry Hill County Committee	(1)	1/1	100.00%
Over Votes: 0				Under Votes: 425			
Write-In			4 100.00%	Over Votes: 0			
Total ...			4 100.00%	Cam Co Reg Rep			2,887 100.00%
				Total ...			2,887 100.00%

CAM_20200707_E

July 7, 2020

Summary Report

Camden County

Official Results

REP - Chesilhurst Council	(1)	1/1	100.00%	REP - Collingswood County Committee	(1)	1/1	100.00%
Under Votes: 114				Under Votes: 1397			
Over Votes: 0				Over Votes: 0			
Write-In			2 100.00%	Write-In			4 100.00%
Total ...			2 100.00%	Total ...			4 100.00%
REP - Chesilhurst County Committee	(1)	1/1	100.00%	REP - Gibbsboro Council	(1)	1/1	100.00%
Under Votes: 56				Under Votes: 269			
Over Votes: 0				Over Votes: 0			
Write-In			2 100.00%	Write-In			1 100.00%
Total ...			2 100.00%	Total ...			1 100.00%
REP - Chesilhurst County Committee	(1)	1/1	100.00%	REP - Gibbsboro County Committee	(1)	1/1	100.00%
Under Votes: 58				Under Votes: 134			
Over Votes: 0				Over Votes: 0			
Write-In			0 0.00%	Write-In			1 100.00%
Total ...			0 0.00%	Total ...			1 100.00%
REP - Clementon Council	(1)	1/1	100.00%	REP - Gibbsboro County Committee	(1)	1/1	100.00%
Under Votes: 18				Under Votes: 134			
Over Votes: 0				Over Votes: 0			
William F. WEYLAND			177 50.57%	Write-In			1 100.00%
Brenda FRANKS			171 48.86%	Total ...			1 100.00%
Write-In			2 0.57%	REP - Gloucester City County Committee	(3)	3/3	100.00%
Total ...			350 100.00%	Under Votes: 597			
REP - Clementon County Committee	(1)	1/1	100.00%	Over Votes: 0			
Under Votes: 9				Write-In			9 100.00%
Over Votes: 0				Total ...			9 100.00%
Keith CYBULSKI			171 97.71%	REP - Gloucester City County Committee	(3)	3/3	100.00%
Write-In			4 2.29%	Under Votes: 602			
Total ...			175 100.00%	Over Votes: 0			
REP - Clementon County Committee	(1)	1/1	100.00%	Write-In			4 100.00%
Under Votes: 11				Total ...			4 100.00%
Over Votes: 0				REP - Gloucester Twp County Committee	(1)	1/1	100.00%
Joan HAEFLE			171 98.84%	Under Votes: 362			
Write-In			2 1.16%	Over Votes: 0			
Total ...			173 100.00%	Cam Co Reg Rep			2,421 100.00%
REP - Collingswood County Committee	(1)	1/1	100.00%	Total ...			2,421 100.00%
Under Votes: 1395				REP - Haddon Twp County Committee	(1)	1/1	100.00%
Over Votes: 0				Under Votes: 3572			
Write-In			6 100.00%	Over Votes: 0			
Total ...			6 100.00%	Write-In			13 100.00%
				Total ...			13 100.00%

CAM_20200707_E

July 7, 2020

Summary Report

Camden County

Official Results

REP - Haddon Twp County Committee	(1)	1/1	100.00%	REP - Hi-Nella County Committee	(1)	1/1	100.00%
Under Votes: 3573				Under Votes: 23			
Over Votes: 0				Over Votes: 0			
Write-In		12	100.00%	Write-In		0	0.00%
Total ...		12	100.00%	Total ...		0	0.00%
REP - Haddonfield County Committee	(1)	1/1	100.00%	REP - Hi-Nella County Committee	(1)	1/1	100.00%
Under Votes: 3313				Under Votes: 23			
Over Votes: 0				Over Votes: 0			
Write-In		167	100.00%	Write-In		0	0.00%
Total ...		167	100.00%	Total ...		0	0.00%
REP - Haddonfield County Committee	(1)	1/1	100.00%	REP - Laurel Springs Council	(1)	1/1	100.00%
Under Votes: 3336				Under Votes: 110			
Over Votes: 0				Over Votes: 0			
Write-In		144	100.00%	Samuel DEL PIDIO		92	100.00%
Total ...		144	100.00%	Write-In		0	0.00%
REP - Haddon Heights Council	(1)	1/1	100.00%	Total ...		92	100.00%
Under Votes: 84				REP - Laurel Springs County Committee	(1)	1/1	100.00%
Over Votes: 0				Under Votes: 11			
Joe PANGARO		410	49.88%	Over Votes: 0			
Kevin EHRET		409	49.76%	Brian DEISSROTH		90	100.00%
Write-In		3	0.36%	Write-In		0	0.00%
Total ...		822	100.00%	Total ...		90	100.00%
REP - Haddon Heights County Committee	(1)	1/1	100.00%	REP - Laurel Springs County Committee	(1)	1/1	100.00%
Under Votes: 99				Under Votes: 11			
Over Votes: 0				Over Votes: 0			
Jack MERRYFIELD		422	33.49%	Tara DUNNING		90	100.00%
Rich KINKLER		420	33.33%	Write-In		0	0.00%
John ERWIN		412	32.70%	Total ...		90	100.00%
Write-In		6	0.48%	REP - Lawnside Council	(1)	1/1	100.00%
Total ...		1,260	100.00%	Under Votes: 37			
REP - Haddon Heights County Committee	(1)	1/1	100.00%	Over Votes: 0			
Under Votes: 108				Write-In		1	100.00%
Over Votes: 0				Total ...		1	100.00%
Sandi MERRYFIELD		418	33.41%	REP - Lawnside County Committee	(1)	1/1	100.00%
Jennifer MOORE		413	33.01%	Under Votes: 18			
Kimberley STUART		414	33.09%	Over Votes: 0			
Write-In		6	0.48%	Write-In		1	100.00%
Total ...		1,251	100.00%	Total ...		1	100.00%
REP - Hi-Nella Council	(1)	1/1	100.00%				
Under Votes: 46							
Over Votes: 0							
Write-In		0	0.00%				
Total ...		0	0.00%				

CAM_20200707_E

July 7, 2020

Summary Report

Camden County

Official Results

REP - Lawnside County Committee	(1)	1/1 100.00%	REP - Merchantville County Committee	(1)	1/1 100.00%
Under Votes: 18			Under Votes: 128		
Over Votes: 0			Over Votes: 0		
Write-In		1 100.00%	Write-In		2 100.00%
Total ...		1 100.00%	Total ...		2 100.00%
REP - Lindenwold Council	(1)	1/1 100.00%	REP - Merchantville County Committee	(1)	1/1 100.00%
Under Votes: 609			Under Votes: 128		
Over Votes: 0			Over Votes: 0		
Write-In		9 100.00%	Write-In		2 100.00%
Total ...		9 100.00%	Total ...		2 100.00%
REP - Lindenwold County Committee	(1)	1/1 100.00%	REP - Mt Ephraim County Committee	(1)	1/1 100.00%
Under Votes: 616			Under Votes: 62		
Over Votes: 0			Over Votes: 0		
Write-In		2 100.00%	Nicholas J. SALAMONE, JR.	193	51.06%
Total ...		2 100.00%	Jose E. GONZALEZ	184	48.68%
REP - Lindenwold County Committee	(1)	1/1 100.00%	Write-In	1	0.26%
Under Votes: 616			Total ...	378	100.00%
Over Votes: 0			REP - Mt Ephraim County Committee	(1)	1/1 100.00%
Write-In		2 100.00%	Under Votes: 62		
Total ...		2 100.00%	Over Votes: 0		
REP - Magnolia Council	(1)	1/1 100.00%	Deena M. NOONAN	187	49.47%
Under Votes: 309			Teresa L. GORDON	191	50.53%
Over Votes: 0			Write-In	0	0.00%
Write-In		5 100.00%	Total ...	378	100.00%
Total ...		5 100.00%	REP - Oaklyn Council UNEX	(1)	1/1 100.00%
REP - Magnolia County Committee	(1)	1/1 100.00%	Under Votes: 151		
Under Votes: 17			Over Votes: 0		
Over Votes: 0			Write-In		1 100.00%
Stephen R. RICHMOND		140 100.00%	Total ...		1 100.00%
Write-In		0 0.00%	REP - Oaklyn Council	(1)	1/1 100.00%
Total ...		140 100.00%	Under Votes: 304		
REP - Magnolia County Committee	(1)	1/1 100.00%	Over Votes: 0		
Under Votes: 154			Write-In		0 0.00%
Over Votes: 0			Total ...		0 0.00%
Write-In		3 100.00%	REP - Oaklyn County Committee	(1)	1/1 100.00%
Total ...		3 100.00%	Under Votes: 151		
REP - Merchantville Council	(1)	1/1 100.00%	Over Votes: 0		
Under Votes: 256			Write-In		1 100.00%
Over Votes: 0			Total ...		1 100.00%
Write-In		4 100.00%			
Total ...		4 100.00%			

CAM_20200707_E

July 7, 2020

Summary Report

Camden County

Official Results

REP - Oaklyn County Committee	(1)	1/1 100.00%	REP - Pine Valley County Committee	(1)	1/1 100.00%
Under Votes: 151			Under Votes: 8		
Over Votes: 0			Over Votes: 0		
Write-In		1 100.00%	Write-In		0 0.00%
Total ...		1 100.00%	Total ...		0 0.00%
REP - Pennsauken Twp. Committee	(1)	1/1 100.00%	REP - Runnemede Council	(1)	1/1 100.00%
Under Votes: 1670			Under Votes: 570		
Over Votes: 2			Over Votes: 0		
Write-In		16 100.00%	Write-In		8 100.00%
Total ...		16 100.00%	Total ...		8 100.00%
REP - Pennsauken County Committee	(1)	1/1 100.00%	REP - Runnemede County Committee	(1)	1/1 100.00%
Under Votes: 3369			Under Votes: 572		
Over Votes: 0			Over Votes: 0		
Write-In		7 100.00%	Write-In		6 100.00%
Total ...		7 100.00%	Total ...		6 100.00%
REP - Pennsauken County Committee	(1)	1/1 100.00%	REP - Runnemede County Committee	(1)	1/1 100.00%
Under Votes: 3365			Under Votes: 572		
Over Votes: 0			Over Votes: 0		
Write-In		11 100.00%	Write-In		6 100.00%
Total ...		11 100.00%	Total ...		6 100.00%
REP - Pine Hill Council	(1)	1/1 100.00%	REP - Somerdale Council	(1)	1/1 100.00%
Under Votes: 570			Under Votes: 352		
Over Votes: 0			Over Votes: 0		
Write-In		0 0.00%	Write-In		2 100.00%
Total ...		0 0.00%	Total ...		2 100.00%
REP - Pine Hill County Committee	(1)	1/1 100.00%	REP - Somerdale County Committee	(1)	1/1 100.00%
Under Votes: 569			Under Votes: 175		
Over Votes: 0			Over Votes: 0		
Write-In		1 100.00%	Write-In		2 100.00%
Total ...		1 100.00%	Total ...		2 100.00%
REP - Pine Hill County Committee	(1)	1/1 100.00%	REP - Somerdale County Committee	(1)	1/1 100.00%
Under Votes: 570			Under Votes: 177		
Over Votes: 0			Over Votes: 0		
Write-In		0 0.00%	Write-In		0 0.00%
Total ...		0 0.00%	Total ...		0 0.00%
REP - Pine Valley County Committee	(1)	1/1 100.00%	REP - Stratford Council UNEX	(1)	1/1 100.00%
Under Votes: 8			Under Votes: 57		
Over Votes: 0			Over Votes: 0		
Write-In		0 0.00%	Leonard NESTER, II		263 99.25%
Total ...		0 0.00%	Write-In		2 0.75%
			Total ...		265 100.00%

CAM_20200707_E

July 7, 2020

Summary Report

Camden County

Official Results

REP - Stratford Council	(1)	1/1	100.00%	REP - Voorhees County Committee	(1)	1/1	100.00%
Under Votes: 87				Under Votes: 5028			
Over Votes: 0				Over Votes: 0			
Stephen V. GAGLIARDI			282 50.63%	Write-In			12 100.00%
Adrienne MIRENDA			271 48.65%			Total ...	12 100.00%
Write-In			4 0.72%				
Total ...			557 100.00%	REP - Waterford Twp. Committee	(1)	1/1	100.00%
REP - Stratford County Committee	(1)	1/1	100.00%	Under Votes: 190			
Under Votes: 81				Over Votes: 0			
Over Votes: 0				David CHIDDENTON			619 49.21%
Joe HAHN			276 49.02%	Thomas GIANGIULIO, JR.			629 50.00%
Tom SPEER			285 50.62%	Write-In			10 0.79%
Write-In			2 0.36%			Total ...	1,258 100.00%
Total ...			563 100.00%	REP - Waterford County Committee	(1)	1/1	100.00%
REP - Stratford County Committee	(1)	1/1	100.00%	Under Votes: 397			
Under Votes: 94				Over Votes: 0			
Over Votes: 0				David CHIDDENTON			618 24.73%
Kim BERDINE			272 49.45%	Anthony L. CLARK			652 26.09%
Jen TULLY			276 50.18%	William RICHARDSON, JR.			598 23.93%
Write-In			2 0.36%	Ralph FERGUSON			627 25.09%
				Write-In			4 0.16%
Total ...			550 100.00%			Total ...	2,499 100.00%
REP - Tavistock County Committee	(1)	1/1	100.00%	REP - Waterford County Committee	(1)	1/1	100.00%
Under Votes: 0				Under Votes: 1024			
Over Votes: 0				Over Votes: 0			
Write-In			0 0.00%	Lynn FERGUSON			626 33.44%
				Mary L. SURA			619 33.07%
Total ...			0 0.00%	Terri CHIDDENTON			611 32.64%
REP - Tavistock County Committee	(1)	1/1	100.00%	Write-In			16 0.85%
Under Votes: 0						Total ...	1,872 100.00%
Over Votes: 0				REP - Winslow County Committee At Lar	(4)	4/4	100.00%
Write-In			0 0.00%	Under Votes: 6034			
				Over Votes: 0			
Total ...			0 0.00%	Write-In			34 100.00%
REP - Voorhees Twp. Committee	(1)	1/1	100.00%			Total ...	34 100.00%
Under Votes: 2504				REP - Winslow County Committee At Lar	(4)	4/4	100.00%
Over Votes: 0				Under Votes: 6044			
Write-In			16 100.00%	Over Votes: 0			
				Write-In			24 100.00%
Total ...			16 100.00%			Total ...	24 100.00%
REP - Voorhees County Committee	(1)	1/1	100.00%	REP - Winslow Twp. Committee Ward 1	(1)	1/1	100.00%
Under Votes: 5029				Under Votes: 58			
Over Votes: 0				Over Votes: 0			
Write-In			11 100.00%	Charles LEPS			591 99.66%
Total ...			11 100.00%				

CAM_20200707_E

July 7, 2020

Summary Report

Camden County

Official Results

REP - Winslow Twp. Committee Ward 1	(1)	1/1	100.00%
Write-In		2	0.34%
Total ...		593	100.00%
REP - Winslow Twp. Committee Ward 2	(1)	1/1	100.00%
Under Votes: 460			
Over Votes: 0			
Write-In		3	100.00%
Total ...		3	100.00%
REP - Winslow Twp. Committee Ward 3	(1)	1/1	100.00%
Under Votes: 100			
Over Votes: 0			
Write-In		0	0.00%
Total ...		0	0.00%
REP - Winslow Twp. Committee Ward 4	(1)	1/1	100.00%
Under Votes: 297			
Over Votes: 0			
Write-In		6	100.00%
Total ...		6	100.00%
REP - Woodlynne Council	(1)	1/1	100.00%
Under Votes: 36			
Over Votes: 0			
Write-In		6	100.00%
Total ...		6	100.00%
REP - Woodlynne County Committee	(1)	1/1	100.00%
Under Votes: 17			
Over Votes: 0			
Write-In		4	100.00%
Total ...		4	100.00%
REP - Woodlynne County Committee	(1)	1/1	100.00%
Under Votes: 18			
Over Votes: 0			
Write-In		3	100.00%
Total ...		3	100.00%

Camden County - 2020
Rejected Vote by Mail and Provisional Ballots

MUNICIPALITY	Democrat			Dem Rejected by Delegate District			Republican			Rep Rejected by Delegate District		Total
	VBM	Prov	Total Dem	3th	4th	5th	VBM	Prov	Total Rep	1st	2nd	
AUDUBON	20	8	28	28			9	4	13	13		41
AUDUBON PARK	4	0	4	4			1	1	2	2		6
BARRINGTON	28	4	32	32			6	1	7	7		39
BELLMAWR	38	5	43	43			3	2	5	5		48
BERLIN BOROUGH	16	1	17			17	7	4	11	11		28
BERLIN TOWNSHIP	25	3	28		28		4	4	8	8		36
BROOKLAWN	3	1	4	4			0	3	3	3		7
CAMDEN WARD 1	57	49	106	106			4	3	7	7		113
CAMDEN WARD 2	67	44	111	111			2	3	5	5		116
CAMDEN WARD 3	57	36	93	93			3	6	9	9		102
CAMDEN WARD 4	50	43	93	93			3	8	11	11		104
CHERRY HILL	268	28	296		296		75	29	104	104		400
CHESILHURST	1	1	2	2			2	1	3	3		5
CLEMENTON	17	5	22	22			2	2	4	4		26
COLLINGSWOOD	54	13	67		67		6	3	9	9		76
GIBBSBORO	4	2	6		6		2	0	2	2		8
GLOUCESTER CITY WARD 1	7	2	9	9			3	0	3	3		12
GLOUCESTER CITY WARD 2	9	3	12	12			0	2	2	2		14
GLOUCESTER CITY WARD 3	5	1	6	6			1	0	1	1		7
GLOUCESTER TOWNSHIP	169	47	216	216			43	35	78	78		294
HADDON TOWNSHIP	25	12	37		37		8	6	14	14		51
HADDONFIELD	43	6	49		49		14	5	19	19		68
HADDON HEIGHTS	22	4	26	26			12	7	19	19		45
HI-NELLA	3	2	5		5		0	0	0	0		5
LAUREL SPRINGS	5	1	6	6			1	0	1	1		7
LAWNSIDE	14	8	22	22			0	1	1	1		23
LINDENWOLD	50	20	70	70			5	3	8	8		78
MAGNOLIA	10	2	12	12			1	3	4	4		16
MERCHANTVILLE	19	1	20		20		1	1	2	2		22
MT. EPHRAIM	15	0	15	15			7	3	10	10		25
OAKLYN	9	0	9		9		5	4	9	9		18
PENNSAUKEN	133	62	195		195		20	14	34	34		229
PINE HILL	37	12	49			49	2	6	8	8		57
PINE VALLEY	0	0	0			0	0	0	0	0		0
RUNNEMEDE	27	5	32	32			4	11	15	15		47
SOMERDALE	11	6	17		17		5	3	8	8		25
STRATFORD	32	1	33		33		3	1	4	4		37
TAVISTOCK	0	0	0		0		0	0	0	0		0
VOORHEES	119	17	136		136		25	7	32	32		168
WATERFORD	20	1	21			21	10	9	19		19	40
WINSLOW WARD 1	24	5	29	29			3	11	14	14		43
WINSLOW WARD 2	37	17	54	54			4	14	18	18		72
WINSLOW WARD 3	37	25	62	62			3	1	4	4		66
WINSLOW WARD 4	44	20	64	64			3	4	7	7		71
WOODLYNNE	9	5	14	14			0	0	0	0		14
Total	1,644	528	2,172	1,187	898	87	312	225	537	518	19	2,709

Camden County 2020 Primary Delegate Districts

Republican		Democrat					
1st Delegate District	2nd Delegate District	3rd Delegate District		4th Delegate District		5th Delegate District	
AUDUBON BORO	8	AUDUBON BORO	8	BERLIN TWP.	4	BERLIN BORO	5
AUDUBON PARK BORO	1	AUDUBON PARK BORO	1	BERRY HILL TWP.	48	PINE HILL BORO	6
BARRINGTON BORO	5	BARRINGTON BORO	5	COLLINGSWOOD BORO	12	PINE VALLEY BORO	1
BELLMAWR BORO	7	BELLMAWR BORO	7	GIBBSBORO BORO	2	WATERFORD TWP.	8
BERLIN BORO	5	BROOKLAWN BORO	1	HADDON TWP.	15		
BERLIN TWP.	4	CAMDEN CITY	40	HADDONFIELD BORO	10		
BROOKLAWN BORO	1	CHESILHURST BORO	1	HI-NELLA BORO	1		
CAMDEN CITY	40	CLEMENTON BORO	3	MERCHANTVILLE BORO	3		
CHERRY HILL TWP.	48	GLOUCESTER CITY	8	OAKLYN BORO	4		
CHESILHURST BORO	1	GLOUCESTER TWP.	40	PENNSAUKEN TWP.	24		
CLEMENTON BORO	3	HADDON HEIGHTS BORO	7	SOMERDALE BORO	4		
COLLINGSWOOD BORO	12	LAUREL SPRINGS BORO	2	STRATFORD BORO	6		
GIBBSBORO BORO	2	LAWNSIDE BORO	2	TAVISTOCK BORO	1		
GLOUCESTER CITY	8	LINDENWOLD BORO	9	VOORHEES TWP.	19		
GLOUCESTER TWP.	40	MAGNOLIA BORO	4				
HADDON TWP.	15	MOUNT EPHRAIM BORO	4				
HADDONFIELD BORO	10	RUNNEMEDE BORO	6				
HADDON HEIGHTS BORO	7	WINSLOW TWP.	22				
HI-NELLA BORO	1	WOODYLYNNE BORO	2				
LAUREL SPRINGS BORO	2						
LAWNSIDE BORO	2						
LINDENWOLD BORO	9						
LINDENWOLD BORO	9						
MAGNOLIA BORO	4						
MERCHANTVILLE BORO	3						
MOUNT EPHRAIM BORO	4						
OAKLYN BORO	4						
PENNSAUKEN TWP.	24						
PINE HILL BORO	6						
PINE VALLEY BORO	1						
RUNNEMEDE BORO	6						
SOMERDALE BORO	4						
STRATFORD BORO	6						
TAVISTOCK BORO	1						
VOORHEES TWP.	19						
WINSLOW TWP.	22						
WOODYLYNNE BORO	2						
Total Voting Districts	337	Total Voting Districts	172	Total Voting Districts	153	Total Voting Districts	20

President & Delegates-Dem 3rd District - DEM

		Registered	Ballots Cast	Turnout (%)	Joseph R. BIDEN	Bernie SANDERS	Write-In							
Audubon Boro Dist 1	Total	3023	0	0.00										
Audubon Boro Mail-In Ballot	Total	0	1271	0.00	1035	192	12							
Audubon Boro Provisional	Total	0	139	0.00	99	32	1							
Audubon Boro Emergency Ballots	Total	0	0	0.00										
Audubon Borough	Total	3023	1410	46.64	1134	224	13							
Audubon Park Dist 1	Total	451	0	0.00										
Audubon Park Mail-In Ballot	Total	0	266	0.00	215	35								
Audubon Park Provisional	Total	0	36	0.00	22	6	1							
Audubon Park Emergency Ballots	Total	0	0	0.00										
Audubon Park Borough	Total	451	302	66.96	237	41	1							
Barrington Dist 1	Total	2220	1	0.05	1									
Barrington Mail-In Ballot	Total	0	908	0.00	712	155	7							
Barrington Provisional	Total	0	148	0.00	101	40								
Barrington Emergency Ballots	Total	0	0	0.00										
Barrington Borough	Total	2220	1057	47.61	814	195	7							
Bellmawr Dist 1	Total	3972	1	0.03	1									
Bellmawr Mail-In Ballot	Total	0	1265	0.00	967	188	8							
Bellmawr Provisional	Total	0	187	0.00	119	36	6							
Bellmawr Emergency Ballots	Total	0	0	0.00										
Bellmawr Borough	Total	3972	1453	36.58	1087	224	14							
Brooklawn Dist 1	Total	572	1	0.17	1									
Brooklawn Mail-In Ballot	Total	0	180	0.00	134	31	1							
Brooklawn Provisional	Total	0	23	0.00	12	9								
Brooklawn Emergency Ballots	Total	0	0	0.00										
Brooklawn Borough	Total	572	204	35.66	147	40	1							
Camden City W1 D1	Total	5999	5	0.08	4									
Camden City Ward 1 Mail-In Ballot	Total	0	1146	0.00	992	91	3							
Camden City Ward 1 Provisional	Total	0	389	0.00	315	26	1							
Camden City W1 Emergency Ballots	Total	0	0	0.00										
Camden City W2 D1	Total	6782	29	0.43	23	1								
Camden City Ward 2 Mail-In Ballot	Total	0	1345	0.00	1199	50								
Camden City Ward 2 Provisional	Total	0	445	0.00	371	23								

President & Delegates-Dem 3rd District - DEM

		Registered	Ballots Cast	Turnout (%)	Joseph R. BIDEN	Bernie SANDERS	Write-In						
Camden City W2 Emergency Ballots	Total	0	0	0.00									
Camden City W3 D1	Total	5541	12	0.22	4	5							
Camden City Ward 3 Mail-In Ballot	Total	0	1115	0.00	958	91	1						
Camden City Ward 3 Provisional	Total	0	296	0.00	239	28	2						
Camden City W3 Emergency Ballots	Total	0	0	0.00									
Camden City W4 D1	Total	5744	15	0.26	11	1							
Camden City Ward 4 Mail-In Ballot	Total	0	993	0.00	799	112	3						
Camden City Ward 4 Provisional	Total	0	378	0.00	301	37	1						
Camden City W4 Emergency Ballots	Total	0	0	0.00									
Camden City	Total	24066	6168	25.63	5216	465	11						
Chesilhurst Dist 1	Total	657	0	0.00									
Chesilhurst Mail-In Ballot	Total	0	260	0.00	228	17							
Chesilhurst Provisional	Total	0	43	0.00	27	6							
Chesilhurst Emergency Ballots	Total	0	0	0.00									
Chesilhurst Borough	Total	657	303	46.12	255	23							
Clementon Dist 1	Total	1481	3	0.20	3								
Clementon Mail-In Ballot	Total	0	458	0.00	373	66	3						
Clementon Provisional	Total	0	90	0.00	64	15	2						
Clementon Emergency Ballots	Total	0	0	0.00									
Clementon Borough	Total	1481	551	37.20	440	81	5						
Gloucester City W1 D1	Total	1096	0	0.00									
Gloucester City Ward 1 Mail-In Ballot	Total	0	289	0.00	224	46	3						
Gloucester City Ward 1 Provisional	Total	0	59	0.00	39	12	1						
Gloucester City W1 Emergency Ballots	Total	0	0	0.00									
Gloucester City W2 D1	Total	1236	1	0.08	1								
Gloucester City Ward 2 Mail-In Ballot	Total	0	402	0.00	327	52	2						
Gloucester City Ward 2 Provisional	Total	0	53	0.00	35	16							
Gloucester City W2 Emergency Ballots	Total	0	0	0.00									
Gloucester City W3 D1	Total	1005	0	0.00									
Gloucester City Ward 3 Mail-In Ballot	Total	0	303	0.00	237	48	1						

President & Delegates-Dem 3rd District - DEM

		Registered	Ballots Cast	Turnout (%)	Joseph R. BIDEN	Bernie SANDERS	Write-In							
Gloucester City Ward 3 Provisional	Total	0	32	0.00	22	5								
Gloucester City W3 Emergency Ballots	Total	0	0	0.00										
Gloucester City	Total	3337	1139	34.13	885	179	7							
Gloucester Twp Dist 1	Total	21542	2	0.01	1									
Gloucester Twp Mail-In Ballot	Total	0	7662	0.00	6430	931	56							
Gloucester Twp Provisional	Total	0	1496	0.00	1156	228	11							
Gloucester Twp Emergency Ballots	Total	0	0	0.00										
Gloucester Twp	Total	21542	9160	42.52	7587	1159	67							
Haddon Heights Dist 1	Total	2695	0	0.00										
Haddon Heights Mail-In Ballot	Total	0	1325	0.00	1093	193	10							
Haddon Heights Provisional	Total	0	134	0.00	93	34	2							
Haddon Heights Emergency Ballots	Total	0	0	0.00										
Haddon Heights Borough	Total	2695	1459	54.14	1186	227	12							
Laurel Springs Dist 1	Total	645	0	0.00										
Laurel Springs Mail-In Ballot	Total	0	238	0.00	181	44	2							
Laurel Springs Provisional	Total	0	38	0.00	27	7	1							
Laurel Springs Emergency Ballots	Total	0	0	0.00										
Laurel Springs Borough	Total	645	276	42.79	208	51	3							
Lawnside Dist 1	Total	1720	0	0.00										
Lawnside Mail-In Ballot	Total	0	712	0.00	634	38	1							
Lawnside Provisional	Total	0	224	0.00	176	28								
Lawnside Emergency Ballots	Total	0	0	0.00										
Lawnside Borough	Total	1720	936	54.42	810	66	1							
Lindenwold Dist 1	Total	5883	0	0.00										
Lindenwold Mail-In Ballot	Total	0	1938	0.00	1625	212	12							
Lindenwold Provisional	Total	0	403	0.00	334	47	2							
Lindenwold Emergency Ballots	Total	0	0	0.00										
Lindenwold Borough	Total	5883	2341	39.79	1959	259	14							
Magnolia Dist 1	Total	1535	0	0.00										
Magnolia Mail-In Ballot	Total	0	542	0.00	440	78	3							

President & Delegates-Dem 3rd District - DEM

		Registered	Ballots Cast	Turnout (%)	Joseph R. BIDEN	Bernie SANDERS	Write-In						
Magnolia Provisional	Total	0	125	0.00	98	22							
Magnolia Emergency Ballots	Total	0	0	0.00									
Magnolia Borough	Total	1535	667	43.45	538	100	3						
Mt Ephraim Dist 1	Total	1565	0	0.00									
Mt. Ephraim Mail-In Ballot	Total	0	545	0.00	443	68	7						
Mt. Ephraim Provisional	Total	0	81	0.00	65	12	1						
Mt. Ephraim Emergency Ballots	Total	0	0	0.00									
Mount Ephraim Borough	Total	1565	626	40.00	508	80	8						
Runnemede Dist 1	Total	3070	0	0.00									
Runnemede Mail-In Ballot	Total	0	998	0.00	754	174	6						
Runnemede Provisional	Total	0	122	0.00	71	26	1						
Runnemede Emergency Ballots	Total	0	0	0.00									
Runnemede Borough	Total	3070	1120	36.48	825	200	7						
Winslow W1 D1	Total	2597	0	0.00									
Winslow Ward 1 Mail-In Ballot	Total	0	884	0.00	755	86	11						
Winslow Ward 1 Provisional	Total	0	158	0.00	121	25	1						
Winslow W1 Emergency Ballots	Total	0	0	0.00									
Winslow W2 D1	Total	3854	0	0.00									
Winslow Ward 2 Mail-In Ballot	Total	0	1316	0.00	1151	126	9						
Winslow Ward 2 Provisional	Total	0	288	0.00	240	30							
Winslow W2 Mail-In Ballot Rejected	Total	0	0	0.00									
Winslow W2 Provisional Rejected	Total	0	0	0.00									
Winslow W2 Emergency Ballots	Total	0	0	0.00									
Winslow W3 D1	Total	4339	1	0.02									
Winslow Ward 3 Mail-In Ballot	Total	0	1459	0.00	1341	68	2						
Winslow Ward 3 Provisional	Total	0	468	0.00	378	45							
Winslow W3 Mail-In Ballot Rejected	Total	0	0	0.00									
Winslow W3 Provisional Rejected	Total	0	0	0.00									
Winslow W3 Emergency Ballots	Total	0	0	0.00									
Winslow W4 D1	Total	3911	2	0.05	2								
Winslow Ward 4 Mail-In Ballot	Total	0	1484	0.00	1327	116	2						
Winslow Ward 4 Provisional	Total	0	320	0.00	262	40	5						
Winslow W4 Mail-In Ballot Rejected	Total	0	0	0.00									
Winslow W4 Provisional Rejected	Total	0	0	0.00									

President & Delegates-Dem 3rd District - DEM

		Registered	Ballots Cast	Turnout (%)	Joseph R. BIDEN	Bernie SANDERS	Write-In						
Winslow W4 Emergency Ballots	Total	0	0	0.00									
Winslow Twp	Total	14701	6380	43.40	5577	536	30						
Woodlynne Dist 1	Total	945	0	0.00									
Woodlynne Mail-In Ballot	Total	0	210	0.00	153	34							
Woodlynne Provisional	Total	0	67	0.00	54	4							
Woodlynne Emergency Ballots	Total	0	0	0.00									
Woodlynne Borough	Total	945	277	29.31	207	38							
Fed Overseas 1st Cong Dist	Total	0	0	0.00									
Fed Overseas 2nd Cong Dist	Total	0	0	0.00									
Fed Overseas	Total	0	0	0.00									
Total - TC-Emergency		94080	0	0.00									
Total - TC-Machine		94080	73	0.08	52	7							
Total - TC-Mail-In Ballot		94080	29514	31.37	24727	3342	165						
Total - TC-Provisional		94080	6242	6.63	4841	839	39						
Total - TC-Rejected Ballots		94080	0	0.00									
Contest Total		94080	35829	38.08	29620	4188	204						

President & Delegates-Dem 4th District - DEM

		Registered	Ballots Cast	Turnout (%)	Joseph R. BIDEN	Bernie SANDERS	UNCOMMITTED DELEGATE	Write-In						
Berlin Twp Dist 1	Total	1904	0	0.00										
Berlin Twp Mail-In Ballot	Total	0	775	0.00	673	65	3	4						
Berlin Twp Provisional	Total	0	97	0.00	79	11		1						
Berlin Twp Emergency Ballots	Total	0	0	0.00										
Berlin Township	Total	1904	872	45.80	752	76	3	5						
Cherry Hill Dist 1	Total	26389	4	0.02	2	1	1							
Cherry Hill Mail-In Ballot	Total	0	11826	0.00	10159	1278	39	64						
Cherry Hill Provisional	Total	0	1190	0.00	955	181	2	7						
Cherry Hill Emergency Ballots	Total	0	0	0.00										
Cherry Hill Twp	Total	26389	13020	49.34	11116	1460	42	71						
Collingswood Dist 1	Total	6116	0	0.00										
Collingswood Mail-In Ballot	Total	0	2781	0.00	2086	578	3	32						
Collingswood Provisional	Total	0	439	0.00	334	81	5	2						
Collingswood Emergency Ballots	Total	0	0	0.00										
Collingswood Borough	Total	6116	3220	52.65	2420	659	8	34						
Gibbsboro Dist 1	Total	738	0	0.00										
Gibbsboro Mail-In Ballot	Total	0	302	0.00	252	35	1	4						
Gibbsboro Provisional	Total	0	33	0.00	23	6	1							
Gibbsboro Emergency Ballots	Total	0	0	0.00										
Gibbsboro Borough	Total	738	335	45.39	275	41	2	4						
Haddon Twp Dist 1	Total	5846	0	0.00										
Haddon Twp Mail-In Ballot	Total	0	2792	0.00	2220	455	7	29						
Haddon Twp Provisional	Total	0	325	0.00	247	61	2	2						
Haddon Twp Emergency Ballots	Total	0	0	0.00										
Haddon Twp	Total	5846	3117	53.32	2467	516	9	31						
Haddonfield Dist 1	Total	4347	1	0.02										
Haddonfield Mail-In Ballot	Total	0	2222	0.00	1899	256	4	13						
Haddonfield Provisional	Total	0	171	0.00	144	19		1						
Haddonfield Emergency Ballots	Total	0	0	0.00										
Haddonfield Borough	Total	4347	2394	55.07	2043	275	4	14						

President & Delegates-Dem 4th District - DEM

		Registered	Ballots Cast	Turnout (%)	Joseph R. BIDEN	Bernie SANDERS	UNCOMMITTED DELEGATE	Write-In						
Hi-Nella Dist 1	Total	320	0	0.00										
Hi Nella Mail-In Ballot	Total	0	91	0.00	71	14	1							
Hi Nella Provisional	Total	0	26	0.00	23	2								
Hi Nella Emergency Ballots	Total	0	0	0.00										
Hi-Nella Borough	Total	320	117	36.56	94	16	1							
Merchantville Dist 1	Total	1365	0	0.00										
Merchantville Mail-In Ballot	Total	0	511	0.00	428	66	2	6						
Merchantville Provisional	Total	0	86	0.00	67	14		1						
Merchantville Emergency Ballots	Total	0	0	0.00										
Merchantville Borough	Total	1365	597	43.74	495	80	2	7						
Oaklyn Dist 1	Total	1545	0	0.00										
Oaklyn Mail-In Ballot	Total	0	598	0.00	443	126	4	3						
Oaklyn Provisional	Total	0	94	0.00	53	31		1						
Oaklyn Emergency Ballots	Total	0	0	0.00										
Oaklyn Borough	Total	1545	692	44.79	496	157	4	4						
Pennsauken Dist 1	Total	13177	22	0.17	16	2	1	1						
Pennsauken Mail-In Ballot	Total	0	4535	0.00	3966	379	6	18						
Pennsauken Provisional	Total	0	1101	0.00	899	110	4	4						
Pennsauken Emergency Ballots	Total	0	0	0.00										
Pennsauken Twp	Total	13177	5658	42.94	4881	491	11	23						
Somerdale Dist 1	Total	2145	0	0.00										
Somerdale Mail-In Ballot	Total	0	725	0.00	602	78	2	7						
Somerdale Provisional	Total	0	186	0.00	147	21		4						
Somerdale Emergency Ballots	Total	0	0	0.00										
Somerdale Borough	Total	2145	911	42.47	749	99	2	11						
Stratford Dist 1	Total	2137	0	0.00										
Stratford Mail-In Ballot	Total	0	790	0.00	624	121	5	10						
Stratford Provisional	Total	0	96	0.00	75	13								
Stratford Emergency Ballots	Total	0	0	0.00										
Stratford Borough	Total	2137	886	41.46	699	134	5	10						

President & Delegates-Dem 4th District - DEM

		Registered	Ballots Cast	Turnout (%)	Joseph R. BIDEN	Bernie SANDERS	UNCOMMITTED DELEGATE	Write-In						
Tavistock Dist 1	Total	3	0	0.00										
Tavistock Mail-In Ballot	Total	0	2	0.00	2									
Tavistock Provisional	Total	0	0	0.00										
Tavistock Emergency Ballots	Total	0	0	0.00										
Tavistock Borough	Total	3	2	66.67	2									
Voorhees Dist 1	Total	9953	1	0.01										
Voorhees Mail-In Ballot	Total	0	4233	0.00	3646	431	20	22						
Voorhees Provisional	Total	0	442	0.00	364	59	2	2						
Voorhees Emergency Ballots	Total	0	0	0.00										
Voorhees Twp	Total	9953	4676	46.98	4010	490	22	24						
Fed Overseas 1st Cong Dist	Total	0	6	0.00	6									
Fed Overseas 2nd Cong Dist	Total	0	0	0.00										
Fed Overseas	Total	0	6	0.00	6									
Total - TC-Emergency		75985	0	0.00										
Total - TC-Machine		75985	28	0.04	18	3	2	1						
Total - TC-Mail-In Ballot		75985	32189	42.36	27077	3882	97	212						
Total - TC-Provisional		75985	4286	5.64	3410	609	16	25						
Total - TC-Rejected Ballots		75985	0	0.00										
Contest Total		75985	36503	48.04	30505	4494	115	238						

President & Delegates-Dem 5th District - DEM

		Registered	Ballots Cast	Turnout (%)	Joseph R. BIDEN	Bernie SANDERS	UNCOMMITTED DELEGATE	Write-In						
Berlin Boro Dist 1	Total	1901	0	0.00										
Berlin Boro Mail-In Ballot	Total	0	722	0.00	606	81	1	2						
Berlin Boro Provisional	Total	0	87	0.00	66	13								
Berlin Boro Emergency Ballots	Total	0	0	0.00										
Berlin Borough	Total	1901	809	42.56	672	94	1	2						
Pine Hill Dist 1	Total	3466	0	0.00										
Pine Hill Mail-In Ballot	Total	0	1125	0.00	968	107	2	6						
Pine Hill Provisional	Total	0	268	0.00	219	28	1	4						
Pine Hill Emergency Ballots	Total	0	0	0.00										
Pine Hill Borough	Total	3466	1393	40.19	1187	135	3	10						
Pine Valley Dist 1	Total	3	0	0.00										
Pine Valley Mail-In Ballot	Total	0	2	0.00		2								
Pine Valley Provisional	Total	0	0	0.00										
Pine Valley Emergency Ballots	Total	0	0	0.00										
Pine Valley Borough	Total	3	2	66.67		2								
Waterford Dist 1	Total	2785	1	0.04	1									
Waterford Mail-In Ballot	Total	0	1010	0.00	774	178	8	5						
Waterford Provisional	Total	0	79	0.00	49	20	1	1						
Waterford Emergency Ballots	Total	0	0	0.00										
Waterford Twp	Total	2785	1090	39.14	824	198	9	6						
Fed Overseas 1st Cong Dist	Total	0	0	0.00										
Fed Overseas 2nd Cong Dist	Total	0	0	0.00										
Fed Overseas	Total	0	0	0.00										
Total - TC-Emergency		8155	0	0.00										
Total - TC-Machine		8155	1	0.01	1									
Total - TC-Mail-In Ballot		8155	2859	35.06	2348	368	11	13						
Total - TC-Provisional		8155	434	5.32	334	61	2	5						
Total - TC-Rejected Ballots		8155	0	0.00										
Contest Total		8155	3294	40.39	2683	429	13	18						

US Senator - DEM

		Registered	Ballots Cast	Turnout (%)	Lawrence HAMM	Cory BOOKER	Write-In							
Audubon Boro Dist 1	Total	3023	0	0.00										
Audubon Boro Mail-In Ballot	Total	0	1271	0.00	154	1082	1							
Audubon Boro Provisional	Total	0	139	0.00	21	105								
Audubon Boro Emergency Ballots	Total	0	0	0.00										
Audubon Borough	Total	3023	1410	46.64	175	1187	1							
Audubon Park Dist 1	Total	451	0	0.00										
Audubon Park Mail-In Ballot	Total	0	266	0.00	36	222								
Audubon Park Provisional	Total	0	36	0.00	4	28								
Audubon Park Emergency Ballots	Total	0	0	0.00										
Audubon Park Borough	Total	451	302	66.96	40	250								
Barrington Dist 1	Total	2220	1	0.05		1								
Barrington Mail-In Ballot	Total	0	908	0.00	114	754	1							
Barrington Provisional	Total	0	148	0.00	16	127								
Barrington Emergency Ballots	Total	0	0	0.00										
Barrington Borough	Total	2220	1057	47.61	130	882	1							
Bellmawr Dist 1	Total	3972	1	0.03		1								
Bellmawr Mail-In Ballot	Total	0	1265	0.00	182	1018	2							
Bellmawr Provisional	Total	0	187	0.00	37	129	1							
Bellmawr Emergency Ballots	Total	0	0	0.00										
Bellmawr Borough	Total	3972	1453	36.58	219	1148	3							
Berlin Boro Dist 1	Total	1901	0	0.00										
Berlin Boro Mail-In Ballot	Total	0	722	0.00	93	607								
Berlin Boro Provisional	Total	0	87	0.00	11	73								
Berlin Boro Emergency Ballots	Total	0	0	0.00										
Berlin Borough	Total	1901	809	42.56	104	680								
Berlin Twp Dist 1	Total	1904	0	0.00										
Berlin Twp Mail-In Ballot	Total	0	775	0.00	71	669								
Berlin Twp Provisional	Total	0	97	0.00	9	78	1							
Berlin Twp Emergency Ballots	Total	0	0	0.00										
Berlin Township	Total	1904	872	45.80	80	747	1							
Brooklawn Dist 1	Total	572	1	0.17		1								
Brooklawn Mail-In Ballot	Total	0	180	0.00	16	152								
Brooklawn Provisional	Total	0	23	0.00	6	17								

US Senator - DEM

		Registered	Ballots Cast	Turnout (%)	Lawrence HAMM	Cory BOOKER	Write-In							
Brooklawn Emergency Ballots	Total	0	0	0.00										
Brooklawn Borough	Total	572	204	35.66	22	170								
Camden City W1 D1	Total	5999	5	0.08		3								
Camden City Ward 1 Mail-In Ballot	Total	0	1146	0.00	66	1024	1							
Camden City Ward 1 Provisional	Total	0	389	0.00	15	343								
Camden City W1 Emergency Ballots	Total	0	0	0.00										
Camden City W2 D1	Total	6782	29	0.43	2	24								
Camden City Ward 2 Mail-In Ballot	Total	0	1345	0.00	49	1230								
Camden City Ward 2 Provisional	Total	0	445	0.00	26	391								
Camden City W2 Emergency Ballots	Total	0	0	0.00										
Camden City W3 D1	Total	5541	12	0.22	1	5								
Camden City Ward 3 Mail-In Ballot	Total	0	1115	0.00	53	998								
Camden City Ward 3 Provisional	Total	0	296	0.00	9	251	1							
Camden City W3 Emergency Ballots	Total	0	0	0.00										
Camden City W4 D1	Total	5744	15	0.26	2	13								
Camden City Ward 4 Mail-In Ballot	Total	0	993	0.00	70	854	2							
Camden City Ward 4 Provisional	Total	0	378	0.00	16	328								
Camden City W4 Emergency Ballots	Total	0	0	0.00										
Camden City	Total	24066	6168	25.63	309	5464	4							
Cherry Hill Dist 1	Total	26389	4	0.02	1	3								
Cherry Hill Mail-In Ballot	Total	0	11826	0.00	1017	10460	18							
Cherry Hill Provisional	Total	0	1190	0.00	140	1016	2							
Cherry Hill Emergency Ballots	Total	0	0	0.00										
Cherry Hill Twp	Total	26389	13020	49.34	1158	11479	20							
Chesilhurst Dist 1	Total	657	0	0.00										
Chesilhurst Mail-In Ballot	Total	0	260	0.00	17	236								
Chesilhurst Provisional	Total	0	43	0.00	4	35								
Chesilhurst Emergency Ballots	Total	0	0	0.00										
Chesilhurst Borough	Total	657	303	46.12	21	271								
Clementon Dist 1	Total	1481	3	0.20		3								

US Senator - DEM

		Registered	Ballots Cast	Turnout (%)	Lawrence HAMM	Cory BOOKER	Write-In							
Clementon Mail-In Ballot	Total	0	458	0.00	35	408								
Clementon Provisional	Total	0	90	0.00	7	75								
Clementon Emergency Ballots	Total	0	0	0.00										
Clementon Borough	Total	1481	551	37.20	42	486								
Collingswood Dist 1	Total	6116	0	0.00										
Collingswood Mail-In Ballot	Total	0	2781	0.00	393	2319	5							
Collingswood Provisional	Total	0	439	0.00	53	369								
Collingswood Emergency Ballots	Total	0	0	0.00										
Collingswood Borough	Total	6116	3220	52.65	446	2688	5							
Gibbsboro Dist 1	Total	738	0	0.00										
Gibbsboro Mail-In Ballot	Total	0	302	0.00	38	252								
Gibbsboro Provisional	Total	0	33	0.00	6	27								
Gibbsboro Emergency Ballots	Total	0	0	0.00										
Gibbsboro Borough	Total	738	335	45.39	44	279								
Gloucester City W1 D1	Total	1096	0	0.00										
Gloucester City Ward 1 Mail-In Ballot	Total	0	289	0.00	36	238	1							
Gloucester City Ward 1 Provisional	Total	0	59	0.00	12	40	1							
Gloucester City W1 Emergency Ballots	Total	0	0	0.00										
Gloucester City W2 D1	Total	1236	1	0.08										
Gloucester City Ward 2 Mail-In Ballot	Total	0	402	0.00	50	333								
Gloucester City Ward 2 Provisional	Total	0	53	0.00	13	38								
Gloucester City W2 Emergency Ballots	Total	0	0	0.00										
Gloucester City W3 D1	Total	1005	0	0.00										
Gloucester City Ward 3 Mail-In Ballot	Total	0	303	0.00	44	245								
Gloucester City Ward 3 Provisional	Total	0	32	0.00	8	21								
Gloucester City W3 Emergency Ballots	Total	0	0	0.00										
Gloucester City	Total	3337	1139	34.13	163	915	2							
Gloucester Twp Dist 1	Total	21542	2	0.01	1	1								
Gloucester Twp Mail-In Ballot	Total	0	7662	0.00	790	6605	15							
Gloucester Twp Provisional	Total	0	1496	0.00	173	1221	2							
Gloucester Twp Emergency Ballots	Total	0	0	0.00										

US Senator - DEM

		Registered	Ballots Cast	Turnout (%)	Lawrence HAMM	Cory BOOKER	Write-In							
Gloucester Twp	Total	21542	9160	42.52	964	7827	17							
Haddon Twp Dist 1	Total	5846	0	0.00										
Haddon Twp Mail-In Ballot	Total	0	2792	0.00	324	2391	5							
Haddon Twp Provisional	Total	0	325	0.00	50	257								
Haddon Twp Emergency Ballots	Total	0	0	0.00										
Haddon Twp	Total	5846	3117	53.32	374	2648	5							
Haddonfield Dist 1	Total	4347	1	0.02										
Haddonfield Mail-In Ballot	Total	0	2222	0.00	165	2012	2							
Haddonfield Provisional	Total	0	171	0.00	19	147								
Haddonfield Emergency Ballots	Total	0	0	0.00										
Haddonfield Borough	Total	4347	2394	55.07	184	2159	2							
Haddon Heights Dist 1	Total	2695	0	0.00										
Haddon Heights Mail-In Ballot	Total	0	1325	0.00	141	1152	2							
Haddon Heights Provisional	Total	0	134	0.00	21	111								
Haddon Heights Emergency Ballots	Total	0	0	0.00										
Haddon Heights Borough	Total	2695	1459	54.14	162	1263	2							
Hi-Nella Dist 1	Total	320	0	0.00										
Hi Nella Mail-In Ballot	Total	0	91	0.00	18	70								
Hi Nella Provisional	Total	0	26	0.00	1	25								
Hi Nella Emergency Ballots	Total	0	0	0.00										
Hi-Nella Borough	Total	320	117	36.56	19	95								
Laurel Springs Dist 1	Total	645	0	0.00										
Laurel Springs Mail-In Ballot	Total	0	238	0.00	35	193								
Laurel Springs Provisional	Total	0	38	0.00	5	30	1							
Laurel Springs Emergency Ballots	Total	0	0	0.00										
Laurel Springs Borough	Total	645	276	42.79	40	223	1							
Lawnside Dist 1	Total	1720	0	0.00										
Lawnside Mail-In Ballot	Total	0	712	0.00	22	672								
Lawnside Provisional	Total	0	224	0.00	3	207								
Lawnside Emergency Ballots	Total	0	0	0.00										
Lawnside Borough	Total	1720	936	54.42	25	879								

US Senator - DEM

		Registered	Ballots Cast	Turnout (%)	Lawrence HAMM	Cory BOOKER	Write-In							
Lindenwold Dist 1	Total	5883	0	0.00										
Lindenwold Mail-In Ballot	Total	0	1938	0.00	154	1714	1							
Lindenwold Provisional	Total	0	403	0.00	37	348	1							
Lindenwold Emergency Ballots	Total	0	0	0.00										
Lindenwold Borough	Total	5883	2341	39.79	191	2062	2							
Magnolia Dist 1	Total	1535	0	0.00										
Magnolia Mail-In Ballot	Total	0	542	0.00	54	468								
Magnolia Provisional	Total	0	125	0.00	16	103								
Magnolia Emergency Ballots	Total	0	0	0.00										
Magnolia Borough	Total	1535	667	43.45	70	571								
Merchantville Dist 1	Total	1365	0	0.00										
Merchantville Mail-In Ballot	Total	0	511	0.00	55	434								
Merchantville Provisional	Total	0	86	0.00	8	74								
Merchantville Emergency Ballots	Total	0	0	0.00										
Merchantville Borough	Total	1365	597	43.74	63	508								
Mt Ephraim Dist 1	Total	1565	0	0.00										
Mt. Ephraim Mail-In Ballot	Total	0	545	0.00	50	472	4							
Mt. Ephraim Provisional	Total	0	81	0.00	13	63								
Mt. Ephraim Emergency Ballots	Total	0	0	0.00										
Mount Ephraim Borough	Total	1565	626	40.00	63	535	4							
Oaklyn Dist 1	Total	1545	0	0.00										
Oaklyn Mail-In Ballot	Total	0	598	0.00	98	488								
Oaklyn Provisional	Total	0	94	0.00	20	69								
Oaklyn Emergency Ballots	Total	0	0	0.00										
Oaklyn Borough	Total	1545	692	44.79	118	557								
Pennsauken Dist 1	Total	13177	22	0.17	2	18								
Pennsauken Mail-In Ballot	Total	0	4535	0.00	310	4068	5							
Pennsauken Provisional	Total	0	1101	0.00	100	929								
Pennsauken Emergency Ballots	Total	0	0	0.00										
Pennsauken Twp	Total	13177	5658	42.94	412	5015	5							

US Senator - DEM

		Registered	Ballots Cast	Turnout (%)	Lawrence HAMM	Cory BOOKER	Write-In							
Pine Hill Dist 1	Total	3466	0	0.00										
Pine Hill Mail-In Ballot	Total	0	1125	0.00	92	985	1							
Pine Hill Provisional	Total	0	268	0.00	12	244	1							
Pine Hill Emergency Ballots	Total	0	0	0.00										
Pine Hill Borough	Total	3466	1393	40.19	104	1229	2							
Pine Valley Dist 1	Total	3	0	0.00										
Pine Valley Mail-In Ballot	Total	0	2	0.00		2								
Pine Valley Provisional	Total	0	0	0.00										
Pine Valley Emergency Ballots	Total	0	0	0.00										
Pine Valley Borough	Total	3	2	66.67		2								
Runnemede Dist 1	Total	3070	0	0.00										
Runnemede Mail-In Ballot	Total	0	998	0.00	119	833	2							
Runnemede Provisional	Total	0	122	0.00	24	82	1							
Runnemede Emergency Ballots	Total	0	0	0.00										
Runnemede Borough	Total	3070	1120	36.48	143	915	3							
Somerdale Dist 1	Total	2145	0	0.00										
Somerdale Mail-In Ballot	Total	0	725	0.00	64	624	4							
Somerdale Provisional	Total	0	186	0.00	18	157	1							
Somerdale Emergency Ballots	Total	0	0	0.00										
Somerdale Borough	Total	2145	911	42.47	82	781	5							
Stratford Dist 1	Total	2137	0	0.00										
Stratford Mail-In Ballot	Total	0	790	0.00	90	666	1							
Stratford Provisional	Total	0	96	0.00	14	75								
Stratford Emergency Ballots	Total	0	0	0.00										
Stratford Borough	Total	2137	886	41.46	104	741	1							
Tavistock Dist 1	Total	3	0	0.00										
Tavistock Mail-In Ballot	Total	0	2	0.00		2								
Tavistock Provisional	Total	0	0	0.00										
Tavistock Emergency Ballots	Total	0	0	0.00										
Tavistock Borough	Total	3	2	66.67		2								
Voorhees Dist 1	Total	9953	1	0.01										
Voorhees Mail-In Ballot	Total	0	4233	0.00	341	3753	8							
Voorhees Provisional	Total	0	442	0.00	45	383								

US Senator - DEM

		Registered	Ballots Cast	Turnout (%)	Lawrence HAMM	Cory BOOKER	Write-In							
Voorhees Emergency Ballots	Total	0	0	0.00										
Voorhees Twp	Total	9953	4676	46.98	386	4136	8							
Waterford Dist 1	Total	2785	1	0.04		1								
Waterford Mail-In Ballot	Total	0	1010	0.00	145	812								
Waterford Provisional	Total	0	79	0.00	22	51								
Waterford Emergency Ballots	Total	0	0	0.00										
Waterford Twp	Total	2785	1090	39.14	167	864								
Winslow W1 D1	Total	2597	0	0.00										
Winslow Ward 1 Mail-In Ballot	Total	0	884	0.00	100	744	3							
Winslow Ward 1 Provisional	Total	0	158	0.00	18	134								
Winslow W1 Emergency Ballots	Total	0	0	0.00										
Winslow W2 D1	Total	3854	0	0.00										
Winslow Ward 2 Mail-In Ballot	Total	0	1316	0.00	101	1192	2							
Winslow Ward 2 Provisional	Total	0	288	0.00	15	253								
Winslow W2 Mail-In Ballot Rejected	Total	0	0	0.00										
Winslow W2 Provisional Rejected	Total	0	0	0.00										
Winslow W2 Emergency Ballots	Total	0	0	0.00										
Winslow W3 D1	Total	4339	1	0.02		1								
Winslow Ward 3 Mail-In Ballot	Total	0	1459	0.00	67	1354	1							
Winslow Ward 3 Provisional	Total	0	468	0.00	29	409								
Winslow W3 Mail-In Ballot Rejected	Total	0	0	0.00										
Winslow W3 Provisional Rejected	Total	0	0	0.00										
Winslow W3 Emergency Ballots	Total	0	0	0.00										
Winslow W4 D1	Total	3911	2	0.05		2								
Winslow Ward 4 Mail-In Ballot	Total	0	1484	0.00	109	1336								
Winslow Ward 4 Provisional	Total	0	320	0.00	21	282								
Winslow W4 Mail-In Ballot Rejected	Total	0	0	0.00										
Winslow W4 Provisional Rejected	Total	0	0	0.00										
Winslow W4 Emergency Ballots	Total	0	0	0.00										
Winslow Twp	Total	14701	6380	43.40	460	5707	6							
Woodlynne Dist 1	Total	945	0	0.00										
Woodlynne Mail-In Ballot	Total	0	210	0.00	28	163								
Woodlynne Provisional	Total	0	67	0.00	2	58	1							
Woodlynne Emergency Ballots	Total	0	0	0.00										

US Senator - DEM

		Registered	Ballots Cast	Turnout (%)	Lawrence HAMM	Cory BOOKER	Write-In							
Woodlynne Borough	Total	945	277	29.31	30	221	1							
Fed Overseas 1st Cong Dist	Total	0	6	0.00	2	3								
Fed Overseas 2nd Cong Dist	Total	0	0	0.00										
Fed Overseas	Total	0	6	0.00	2	3								
Total - TC-Emergency		178220	0	0.00										
Total - TC-Machine		178220	102	0.06	9	77								
Total - TC-Mail-In Ballot		178220	64562	36.23	6008	56309	87							
Total - TC-Provisional		178220	10962	6.15	1099	9203	14							
Total - TC-Rejected Ballots		178220	0	0.00										
Contest Total		178220	75626	42.43	7116	65589	101							

House of Representatives 1st District - DEM

		Registered	Ballots Cast	Turnout (%)	Donald W. NORCROSS	Write-In							
Audubon Boro Dist 1	Total	3023	0	0.00									
Audubon Boro Mail-In Ballot	Total	0	1271	0.00	1138	6							
Audubon Boro Provisional	Total	0	139	0.00	119	1							
Audubon Boro Emergency Ballots	Total	0	0	0.00									
Audubon Borough	Total	3023	1410	46.64	1257	7							
Audubon Park Dist 1	Total	451	0	0.00									
Audubon Park Mail-In Ballot	Total	0	266	0.00	250	1							
Audubon Park Provisional	Total	0	36	0.00	31								
Audubon Park Emergency Ballots	Total	0	0	0.00									
Audubon Park Borough	Total	451	302	66.96	281	1							
Barrington Dist 1	Total	2220	1	0.05	1								
Barrington Mail-In Ballot	Total	0	908	0.00	806	4							
Barrington Provisional	Total	0	148	0.00	137	3							
Barrington Emergency Ballots	Total	0	0	0.00									
Barrington Borough	Total	2220	1057	47.61	944	7							
Bellmawr Dist 1	Total	3972	1	0.03	1								
Bellmawr Mail-In Ballot	Total	0	1265	0.00	1120	10							
Bellmawr Provisional	Total	0	187	0.00	158	3							
Bellmawr Emergency Ballots	Total	0	0	0.00									
Bellmawr Borough	Total	3972	1453	36.58	1279	13							
Berlin Boro Dist 1	Total	1901	0	0.00									
Berlin Boro Mail-In Ballot	Total	0	722	0.00	662	5							
Berlin Boro Provisional	Total	0	87	0.00	72	3							
Berlin Boro Emergency Ballots	Total	0	0	0.00									
Berlin Borough	Total	1901	809	42.56	734	8							
Berlin Twp Dist 1	Total	1904	0	0.00									
Berlin Twp Mail-In Ballot	Total	0	775	0.00	711	3							
Berlin Twp Provisional	Total	0	97	0.00	93	1							
Berlin Twp Emergency Ballots	Total	0	0	0.00									
Berlin Township	Total	1904	872	45.80	804	4							
Brooklawn Dist 1	Total	572	1	0.17	1								

House of Representatives 1st District - DEM

		Registered	Ballots Cast	Turnout (%)	Donald W. NORCROSS	Write-In							
Brooklawn Mail-In Ballot	Total	0	180	0.00	169	2							
Brooklawn Provisional	Total	0	23	0.00	20								
Brooklawn Emergency Ballots	Total	0	0	0.00									
Brooklawn Borough	Total	572	204	35.66	190	2							
Camden City W1 D1	Total	5999	5	0.08	3								
Camden City Ward 1 Mail-In Ballot	Total	0	1146	0.00	1008	5							
Camden City Ward 1 Provisional	Total	0	389	0.00	310	2							
Camden City W1 Emergency Ballots	Total	0	0	0.00									
Camden City W2 D1	Total	6782	29	0.43	19								
Camden City Ward 2 Mail-In Ballot	Total	0	1345	0.00	1168	4							
Camden City Ward 2 Provisional	Total	0	445	0.00	350	1							
Camden City W2 Emergency Ballots	Total	0	0	0.00									
Camden City W3 D1	Total	5541	12	0.22	6								
Camden City Ward 3 Mail-In Ballot	Total	0	1115	0.00	999	7							
Camden City Ward 3 Provisional	Total	0	296	0.00	245	1							
Camden City W3 Emergency Ballots	Total	0	0	0.00									
Camden City W4 D1	Total	5744	15	0.26	14								
Camden City Ward 4 Mail-In Ballot	Total	0	993	0.00	869	8							
Camden City Ward 4 Provisional	Total	0	378	0.00	324	1							
Camden City W4 Emergency Ballots	Total	0	0	0.00									
Camden City	Total	24066	6168	25.63	5315	29							
Cherry Hill Dist 1	Total	26389	4	0.02	2								
Cherry Hill Mail-In Ballot	Total	0	11826	0.00	10476	110							
Cherry Hill Provisional	Total	0	1190	0.00	1069	10							
Cherry Hill Emergency Ballots	Total	0	0	0.00									
Cherry Hill Twp	Total	26389	13020	49.34	11547	120							
Chesilhurst Dist 1	Total	657	0	0.00									
Chesilhurst Mail-In Ballot	Total	0	260	0.00	240								
Chesilhurst Provisional	Total	0	43	0.00	36								
Chesilhurst Emergency Ballots	Total	0	0	0.00									

House of Representatives 1st District - DEM

		Registered	Ballots Cast	Turnout (%)	Donald W. NORCROSS	Write-In								
Chesilhurst Borough	Total	657	303	46.12	276									
Clementon Dist 1	Total	1481	3	0.20	3									
Clementon Mail-In Ballot	Total	0	458	0.00	424	3								
Clementon Provisional	Total	0	90	0.00	78									
Clementon Emergency Ballots	Total	0	0	0.00										
Clementon Borough	Total	1481	551	37.20	505	3								
Collingswood Dist 1	Total	6116	0	0.00										
Collingswood Mail-In Ballot	Total	0	2781	0.00	2339	68								
Collingswood Provisional	Total	0	439	0.00	390	5								
Collingswood Emergency Ballots	Total	0	0	0.00										
Collingswood Borough	Total	6116	3220	52.65	2729	73								
Gibbsboro Dist 1	Total	738	0	0.00										
Gibbsboro Mail-In Ballot	Total	0	302	0.00	276									
Gibbsboro Provisional	Total	0	33	0.00	30									
Gibbsboro Emergency Ballots	Total	0	0	0.00										
Gibbsboro Borough	Total	738	335	45.39	306									
Gloucester City W1 D1	Total	1096	0	0.00										
Gloucester City Ward 1 Mail-In Ballot	Total	0	289	0.00	264	1								
Gloucester City Ward 1 Provisional	Total	0	59	0.00	45									
Gloucester City W1 Emergency Ballots	Total	0	0	0.00										
Gloucester City W2 D1	Total	1236	1	0.08										
Gloucester City Ward 2 Mail-In Ballot	Total	0	402	0.00	363	8								
Gloucester City Ward 2 Provisional	Total	0	53	0.00	49									
Gloucester City W2 Emergency Ballots	Total	0	0	0.00										
Gloucester City W3 D1	Total	1005	0	0.00										
Gloucester City Ward 3 Mail-In Ballot	Total	0	303	0.00	271	2								
Gloucester City Ward 3 Provisional	Total	0	32	0.00	30									
Gloucester City W3 Emergency Ballots	Total	0	0	0.00										
Gloucester City	Total	3337	1139	34.13	1022	11								

House of Representatives 1st District - DEM

		Registered	Ballots Cast	Turnout (%)	Donald W. NORCROSS	Write-In							
Gloucester Twp Dist 1	Total	21542	2	0.01	2								
Gloucester Twp Mail-In Ballot	Total	0	7662	0.00	6949	53							
Gloucester Twp Provisional	Total	0	1496	0.00	1308	8							
Gloucester Twp Emergency Ballots	Total	0	0	0.00									
Gloucester Twp	Total	21542	9160	42.52	8259	61							
Haddon Twp Dist 1	Total	5846	0	0.00									
Haddon Twp Mail-In Ballot	Total	0	2792	0.00	2433	36							
Haddon Twp Provisional	Total	0	325	0.00	268	3							
Haddon Twp Emergency Ballots	Total	0	0	0.00									
Haddon Twp	Total	5846	3117	53.32	2701	39							
Haddonfield Dist 1	Total	4347	1	0.02									
Haddonfield Mail-In Ballot	Total	0	2222	0.00	1912	32							
Haddonfield Provisional	Total	0	171	0.00	159	3							
Haddonfield Emergency Ballots	Total	0	0	0.00									
Haddonfield Borough	Total	4347	2394	55.07	2071	35							
Haddon Heights Dist 1	Total	2695	0	0.00									
Haddon Heights Mail-In Ballot	Total	0	1325	0.00	1178	11							
Haddon Heights Provisional	Total	0	134	0.00	114	1							
Haddon Heights Emergency Ballots	Total	0	0	0.00									
Haddon Heights Borough	Total	2695	1459	54.14	1292	12							
Hi-Nella Dist 1	Total	320	0	0.00									
Hi Nella Mail-In Ballot	Total	0	91	0.00	80								
Hi Nella Provisional	Total	0	26	0.00	25								
Hi Nella Emergency Ballots	Total	0	0	0.00									
Hi-Nella Borough	Total	320	117	36.56	105								
Laurel Springs Dist 1	Total	645	0	0.00									
Laurel Springs Mail-In Ballot	Total	0	238	0.00	211	3							
Laurel Springs Provisional	Total	0	38	0.00	34	1							
Laurel Springs Emergency Ballots	Total	0	0	0.00									
Laurel Springs Borough	Total	645	276	42.79	245	4							

House of Representatives 1st District - DEM

		Registered	Ballots Cast	Turnout (%)	Donald W. NORCROSS	Write-In							
Lawnside Dist 1	Total	1720	0	0.00									
Lawnside Mail-In Ballot	Total	0	712	0.00	644	1							
Lawnside Provisional	Total	0	224	0.00	196								
Lawnside Emergency Ballots	Total	0	0	0.00									
Lawnside Borough	Total	1720	936	54.42	840	1							
Lindenwold Dist 1	Total	5883	0	0.00									
Lindenwold Mail-In Ballot	Total	0	1938	0.00	1785	11							
Lindenwold Provisional	Total	0	403	0.00	371								
Lindenwold Emergency Ballots	Total	0	0	0.00									
Lindenwold Borough	Total	5883	2341	39.79	2156	11							
Magnolia Dist 1	Total	1535	0	0.00									
Magnolia Mail-In Ballot	Total	0	542	0.00	500	1							
Magnolia Provisional	Total	0	125	0.00	111								
Magnolia Emergency Ballots	Total	0	0	0.00									
Magnolia Borough	Total	1535	667	43.45	611	1							
Merchantville Dist 1	Total	1365	0	0.00									
Merchantville Mail-In Ballot	Total	0	511	0.00	428	10							
Merchantville Provisional	Total	0	86	0.00	75								
Merchantville Emergency Ballots	Total	0	0	0.00									
Merchantville Borough	Total	1365	597	43.74	503	10							
Mt Ephraim Dist 1	Total	1565	0	0.00									
Mt. Ephraim Mail-In Ballot	Total	0	545	0.00	493	4							
Mt. Ephraim Provisional	Total	0	81	0.00	72								
Mt. Ephraim Emergency Ballots	Total	0	0	0.00									
Mount Ephraim Borough	Total	1565	626	40.00	565	4							
Oaklyn Dist 1	Total	1545	0	0.00									
Oaklyn Mail-In Ballot	Total	0	598	0.00	526	3							
Oaklyn Provisional	Total	0	94	0.00	84	1							
Oaklyn Emergency Ballots	Total	0	0	0.00									
Oaklyn Borough	Total	1545	692	44.79	610	4							

House of Representatives 1st District - DEM

		Registered	Ballots Cast	Turnout (%)	Donald W. NORCROSS	Write-In								
Pennsauken Dist 1	Total	13177	22	0.17	18									
Pennsauken Mail-In Ballot	Total	0	4535	0.00	4099	22								
Pennsauken Provisional	Total	0	1101	0.00	955	3								
Pennsauken Emergency Ballots	Total	0	0	0.00										
Pennsauken Twp	Total	13177	5658	42.94	5072	25								
Pine Hill Dist 1	Total	3466	0	0.00										
Pine Hill Mail-In Ballot	Total	0	1125	0.00	1038	6								
Pine Hill Provisional	Total	0	268	0.00	249	3								
Pine Hill Emergency Ballots	Total	0	0	0.00										
Pine Hill Borough	Total	3466	1393	40.19	1287	9								
Pine Valley Dist 1	Total	3	0	0.00										
Pine Valley Mail-In Ballot	Total	0	2	0.00	2									
Pine Valley Provisional	Total	0	0	0.00										
Pine Valley Emergency Ballots	Total	0	0	0.00										
Pine Valley Borough	Total	3	2	66.67	2									
Runnemede Dist 1	Total	3070	0	0.00										
Runnemede Mail-In Ballot	Total	0	998	0.00	911	5								
Runnemede Provisional	Total	0	122	0.00	101	1								
Runnemede Emergency Ballots	Total	0	0	0.00										
Runnemede Borough	Total	3070	1120	36.48	1012	6								
Somerdale Dist 1	Total	2145	0	0.00										
Somerdale Mail-In Ballot	Total	0	725	0.00	668	5								
Somerdale Provisional	Total	0	186	0.00	151	2								
Somerdale Emergency Ballots	Total	0	0	0.00										
Somerdale Borough	Total	2145	911	42.47	819	7								
Stratford Dist 1	Total	2137	0	0.00										
Stratford Mail-In Ballot	Total	0	790	0.00	707	4								
Stratford Provisional	Total	0	96	0.00	85	1								
Stratford Emergency Ballots	Total	0	0	0.00										
Stratford Borough	Total	2137	886	41.46	792	5								

House of Representatives 1st District - DEM

		Registered	Ballots Cast	Turnout (%)	Donald W. NORCROSS	Write-In							
Tavistock Dist 1	Total	3	0	0.00									
Tavistock Mail-In Ballot	Total	0	2	0.00	2								
Tavistock Provisional	Total	0	0	0.00									
Tavistock Emergency Ballots	Total	0	0	0.00									
Tavistock Borough	Total	3	2	66.67	2								
Voorhees Dist 1	Total	9953	1	0.01									
Voorhees Mail-In Ballot	Total	0	4233	0.00	3822	26							
Voorhees Provisional	Total	0	442	0.00	406	4							
Voorhees Emergency Ballots	Total	0	0	0.00									
Voorhees Twp	Total	9953	4676	46.98	4228	30							
Winslow W1 D1	Total	2597	0	0.00									
Winslow Ward 1 Mail-In Ballot	Total	0	884	0.00	794	9							
Winslow Ward 1 Provisional	Total	0	158	0.00	148								
Winslow W1 Emergency Ballots	Total	0	0	0.00									
Winslow W2 D1	Total	3854	0	0.00									
Winslow Ward 2 Mail-In Ballot	Total	0	1316	0.00	1240	6							
Winslow Ward 2 Provisional	Total	0	288	0.00	262								
Winslow W2 Mail-In Ballot Rejected	Total	0	0	0.00									
Winslow W2 Provisional Rejected	Total	0	0	0.00									
Winslow W2 Emergency Ballots	Total	0	0	0.00									
Winslow W3 D1	Total	4339	1	0.02	1								
Winslow Ward 3 Mail-In Ballot	Total	0	1459	0.00	1382	4							
Winslow Ward 3 Provisional	Total	0	468	0.00	407	1							
Winslow W3 Mail-In Ballot Rejected	Total	0	0	0.00									
Winslow W3 Provisional Rejected	Total	0	0	0.00									
Winslow W3 Emergency Ballots	Total	0	0	0.00									
Winslow W4 D1	Total	3911	2	0.05	2								
Winslow Ward 4 Mail-In Ballot	Total	0	1484	0.00	1382	4							
Winslow Ward 4 Provisional	Total	0	320	0.00	291	1							
Winslow W4 Mail-In Ballot Rejected	Total	0	0	0.00									
Winslow W4 Provisional Rejected	Total	0	0	0.00									
Winslow W4 Emergency Ballots	Total	0	0	0.00									
Winslow Twp	Total	14701	6380	43.40	5909	25							

House of Representatives 1st District - DEM

		Registered	Ballots Cast	Turnout (%)	Donald W. NORCROSS	Write-In							
Woodlynne Dist 1	Total	945	0	0.00									
Woodlynne Mail-In Ballot	Total	0	210	0.00	165	3							
Woodlynne Provisional	Total	0	67	0.00	57	2							
Woodlynne Emergency Ballots	Total	0	0	0.00									
Woodlynne Borough	Total	945	277	29.31	222	5							
Fed Overseas 1st Cong Dist	Total	0	6	0.00	5								
Fed Overseas	Total	0	6	0.00	5								
Total - TC-Emergency		175435	0	0.00									
Total - TC-Machine		175435	101	0.06	73								
Total - TC-Mail-In Ballot		175435	63552	36.23	56909	506							
Total - TC-Provisional		175435	10883	6.20	9515	66							
Total - TC-Rejected Ballots		175435	0	0.00									
Contest Total		175435	74536	42.49	66497	572							

House of Representatives 2nd District - DEM

		Registered	Ballots Cast	Turnout (%)	Brigid CALLAHAN HARRISON	Amy KENNEDY	Robert D. TURKAVAGE	Will CUNNINGHAM	John FRANCIS	Write-In				
Waterford Dist 1	Total	2785	1	0.04		1								
Waterford Mail-In Ballot	Total	0	1010	0.00	351	460	19	80	29					
Waterford Provisional	Total	0	79	0.00	22	33	4	5	3	1				
Waterford Emergency Ballots	Total	0	0	0.00										
Waterford Twp	Total	2785	1090	39.14	373	494	23	85	32	1				
Fed Overseas 2nd Cong Dist	Total	0	0	0.00										
Fed Overseas	Total	0	0	0.00										
Total - TC-Emergency		2785	0	0.00										
Total - TC-Machine		2785	1	0.04		1								
Total - TC-Mail-In Ballot		2785	1010	36.27	351	460	19	80	29					
Total - TC-Provisional		2785	79	2.84	22	33	4	5	3	1				
Total - TC-Rejected Ballots		2785	0	0.00										
Contest Total		2785	1090	39.14	373	494	23	85	32	1				

County Surrogate - DEM

		Registered	Ballots Cast	Turnout (%)	Michelle GENTEK-MAYER	Write-In								
Audubon Boro Dist 1	Total	3023	0	0.00										
Audubon Boro Mail-In Ballot	Total	0	1271	0.00	1146	2								
Audubon Boro Provisional	Total	0	139	0.00	118	1								
Audubon Boro Emergency Ballots	Total	0	0	0.00										
Audubon Borough	Total	3023	1410	46.64	1264	3								
Audubon Park Dist 1	Total	451	0	0.00										
Audubon Park Mail-In Ballot	Total	0	266	0.00	239	1								
Audubon Park Provisional	Total	0	36	0.00	27									
Audubon Park Emergency Ballots	Total	0	0	0.00										
Audubon Park Borough	Total	451	302	66.96	266	1								
Barrington Dist 1	Total	2220	1	0.05	1									
Barrington Mail-In Ballot	Total	0	908	0.00	803	1								
Barrington Provisional	Total	0	148	0.00	137	2								
Barrington Emergency Ballots	Total	0	0	0.00										
Barrington Borough	Total	2220	1057	47.61	941	3								
Bellmawr Dist 1	Total	3972	1	0.03	1									
Bellmawr Mail-In Ballot	Total	0	1265	0.00	1110	2								
Bellmawr Provisional	Total	0	187	0.00	154	1								
Bellmawr Emergency Ballots	Total	0	0	0.00										
Bellmawr Borough	Total	3972	1453	36.58	1265	3								
Berlin Boro Dist 1	Total	1901	0	0.00										
Berlin Boro Mail-In Ballot	Total	0	722	0.00	665									
Berlin Boro Provisional	Total	0	87	0.00	71	1								
Berlin Boro Emergency Ballots	Total	0	0	0.00										
Berlin Borough	Total	1901	809	42.56	736	1								
Berlin Twp Dist 1	Total	1904	0	0.00										
Berlin Twp Mail-In Ballot	Total	0	775	0.00	706	3								
Berlin Twp Provisional	Total	0	97	0.00	88	1								
Berlin Twp Emergency Ballots	Total	0	0	0.00										
Berlin Township	Total	1904	872	45.80	794	4								

County Surrogate - DEM

		Registered	Ballots Cast	Turnout (%)	Michelle GENTEK-MAYER	Write-In								
Brooklawn Dist 1	Total	572	1	0.17	1									
Brooklawn Mail-In Ballot	Total	0	180	0.00	168									
Brooklawn Provisional	Total	0	23	0.00	21									
Brooklawn Emergency Ballots	Total	0	0	0.00										
Brooklawn Borough	Total	572	204	35.66	190									
Camden City W1 D1	Total	5999	5	0.08	3									
Camden City Ward 1 Mail-In Ballot	Total	0	1146	0.00	1020	3								
Camden City Ward 1 Provisional	Total	0	389	0.00	323	1								
Camden City W1 Emergency Ballots	Total	0	0	0.00										
Camden City W2 D1	Total	6782	29	0.43	21									
Camden City Ward 2 Mail-In Ballot	Total	0	1345	0.00	1206	1								
Camden City Ward 2 Provisional	Total	0	445	0.00	370									
Camden City W2 Emergency Ballots	Total	0	0	0.00										
Camden City W3 D1	Total	5541	12	0.22	6									
Camden City Ward 3 Mail-In Ballot	Total	0	1115	0.00	1005	5								
Camden City Ward 3 Provisional	Total	0	296	0.00	241	1								
Camden City W3 Emergency Ballots	Total	0	0	0.00										
Camden City W4 D1	Total	5744	15	0.26	13									
Camden City Ward 4 Mail-In Ballot	Total	0	993	0.00	885	5								
Camden City Ward 4 Provisional	Total	0	378	0.00	327									
Camden City W4 Emergency Ballots	Total	0	0	0.00										
Camden City	Total	24066	6168	25.63	5420	16								
Cherry Hill Dist 1	Total	26389	4	0.02	4									
Cherry Hill Mail-In Ballot	Total	0	11826	0.00	10571	42								
Cherry Hill Provisional	Total	0	1190	0.00	1077	1								
Cherry Hill Emergency Ballots	Total	0	0	0.00										
Cherry Hill Twp	Total	26389	13020	49.34	11652	43								
Chesilhurst Dist 1	Total	657	0	0.00										
Chesilhurst Mail-In Ballot	Total	0	260	0.00	228									
Chesilhurst Provisional	Total	0	43	0.00	33									

County Surrogate - DEM

		Registered	Ballots Cast	Turnout (%)	Michelle GENTEK-MAYER	Write-In								
Chesilhurst Emergency Ballots	Total	0	0	0.00										
Chesilhurst Borough	Total	657	303	46.12	261									
Clementon Dist 1	Total	1481	3	0.20	3									
Clementon Mail-In Ballot	Total	0	458	0.00	415	1								
Clementon Provisional	Total	0	90	0.00	76									
Clementon Emergency Ballots	Total	0	0	0.00										
Clementon Borough	Total	1481	551	37.20	494	1								
Collingswood Dist 1	Total	6116	0	0.00										
Collingswood Mail-In Ballot	Total	0	2781	0.00	2419	26								
Collingswood Provisional	Total	0	439	0.00	388									
Collingswood Emergency Ballots	Total	0	0	0.00										
Collingswood Borough	Total	6116	3220	52.65	2807	26								
Gibbsboro Dist 1	Total	738	0	0.00										
Gibbsboro Mail-In Ballot	Total	0	302	0.00	271	1								
Gibbsboro Provisional	Total	0	33	0.00	30									
Gibbsboro Emergency Ballots	Total	0	0	0.00										
Gibbsboro Borough	Total	738	335	45.39	301	1								
Gloucester City W1 D1	Total	1096	0	0.00										
Gloucester City Ward 1 Mail-In Ballot	Total	0	289	0.00	261	1								
Gloucester City Ward 1 Provisional	Total	0	59	0.00	45									
Gloucester City W1 Emergency Ballots	Total	0	0	0.00										
Gloucester City W2 D1	Total	1236	1	0.08	1									
Gloucester City Ward 2 Mail-In Ballot	Total	0	402	0.00	365	2								
Gloucester City Ward 2 Provisional	Total	0	53	0.00	48									
Gloucester City W2 Emergency Ballots	Total	0	0	0.00										
Gloucester City W3 D1	Total	1005	0	0.00										
Gloucester City Ward 3 Mail-In Ballot	Total	0	303	0.00	272									
Gloucester City Ward 3 Provisional	Total	0	32	0.00	28									
Gloucester City W3 Emergency Ballots	Total	0	0	0.00										

County Surrogate - DEM

		Registered	Ballots Cast	Turnout (%)	Michelle GENTEK-MAYER	Write-In								
Gloucester City	Total	3337	1139	34.13	1020	3								
Gloucester Twp Dist 1	Total	21542	2	0.01	1									
Gloucester Twp Mail-In Ballot	Total	0	7662	0.00	6914	29								
Gloucester Twp Provisional	Total	0	1496	0.00	1321	6								
Gloucester Twp Emergency Ballots	Total	0	0	0.00										
Gloucester Twp	Total	21542	9160	42.52	8236	35								
Haddon Twp Dist 1	Total	5846	0	0.00										
Haddon Twp Mail-In Ballot	Total	0	2792	0.00	2484	8								
Haddon Twp Provisional	Total	0	325	0.00	280									
Haddon Twp Emergency Ballots	Total	0	0	0.00										
Haddon Twp	Total	5846	3117	53.32	2764	8								
Haddonfield Dist 1	Total	4347	1	0.02										
Haddonfield Mail-In Ballot	Total	0	2222	0.00	1941	7								
Haddonfield Provisional	Total	0	171	0.00	161									
Haddonfield Emergency Ballots	Total	0	0	0.00										
Haddonfield Borough	Total	4347	2394	55.07	2102	7								
Haddon Heights Dist 1	Total	2695	0	0.00										
Haddon Heights Mail-In Ballot	Total	0	1325	0.00	1208	3								
Haddon Heights Provisional	Total	0	134	0.00	116	1								
Haddon Heights Emergency Ballots	Total	0	0	0.00										
Haddon Heights Borough	Total	2695	1459	54.14	1324	4								
Hi-Nella Dist 1	Total	320	0	0.00										
Hi Nella Mail-In Ballot	Total	0	91	0.00	78									
Hi Nella Provisional	Total	0	26	0.00	26									
Hi Nella Emergency Ballots	Total	0	0	0.00										
Hi-Nella Borough	Total	320	117	36.56	104									
Laurel Springs Dist 1	Total	645	0	0.00										
Laurel Springs Mail-In Ballot	Total	0	238	0.00	217									
Laurel Springs Provisional	Total	0	38	0.00	35	1								

County Surrogate - DEM

		Registered	Ballots Cast	Turnout (%)	Michelle GENTEK-MAYER	Write-In								
Laurel Springs Emergency Ballots	Total	0	0	0.00										
Laurel Springs Borough	Total	645	276	42.79	252	1								
Lawnside Dist 1	Total	1720	0	0.00										
Lawnside Mail-In Ballot	Total	0	712	0.00	624	1								
Lawnside Provisional	Total	0	224	0.00	192									
Lawnside Emergency Ballots	Total	0	0	0.00										
Lawnside Borough	Total	1720	936	54.42	816	1								
Lindenwold Dist 1	Total	5883	0	0.00										
Lindenwold Mail-In Ballot	Total	0	1938	0.00	1783	5								
Lindenwold Provisional	Total	0	403	0.00	365									
Lindenwold Emergency Ballots	Total	0	0	0.00										
Lindenwold Borough	Total	5883	2341	39.79	2148	5								
Magnolia Dist 1	Total	1535	0	0.00										
Magnolia Mail-In Ballot	Total	0	542	0.00	499									
Magnolia Provisional	Total	0	125	0.00	113									
Magnolia Emergency Ballots	Total	0	0	0.00										
Magnolia Borough	Total	1535	667	43.45	612									
Merchantville Dist 1	Total	1365	0	0.00										
Merchantville Mail-In Ballot	Total	0	511	0.00	444	2								
Merchantville Provisional	Total	0	86	0.00	73									
Merchantville Emergency Ballots	Total	0	0	0.00										
Merchantville Borough	Total	1365	597	43.74	517	2								
Mt Ephraim Dist 1	Total	1565	0	0.00										
Mt. Ephraim Mail-In Ballot	Total	0	545	0.00	492	1								
Mt. Ephraim Provisional	Total	0	81	0.00	73									
Mt. Ephraim Emergency Ballots	Total	0	0	0.00										
Mount Ephraim Borough	Total	1565	626	40.00	565	1								
Oaklyn Dist 1	Total	1545	0	0.00										
Oaklyn Mail-In Ballot	Total	0	598	0.00	536									

County Surrogate - DEM

		Registered	Ballots Cast	Turnout (%)	Michelle GENTEK-MAYER	Write-In								
Oaklyn Provisional	Total	0	94	0.00	87									
Oaklyn Emergency Ballots	Total	0	0	0.00										
Oaklyn Borough	Total	1545	692	44.79	623									
Pennsauken Dist 1	Total	13177	22	0.17	19									
Pennsauken Mail-In Ballot	Total	0	4535	0.00	4107	9								
Pennsauken Provisional	Total	0	1101	0.00	963									
Pennsauken Emergency Ballots	Total	0	0	0.00										
Pennsauken Twp	Total	13177	5658	42.94	5089	9								
Pine Hill Dist 1	Total	3466	0	0.00										
Pine Hill Mail-In Ballot	Total	0	1125	0.00	1035	2								
Pine Hill Provisional	Total	0	268	0.00	243	2								
Pine Hill Emergency Ballots	Total	0	0	0.00										
Pine Hill Borough	Total	3466	1393	40.19	1278	4								
Pine Valley Dist 1	Total	3	0	0.00										
Pine Valley Mail-In Ballot	Total	0	2	0.00	2									
Pine Valley Provisional	Total	0	0	0.00										
Pine Valley Emergency Ballots	Total	0	0	0.00										
Pine Valley Borough	Total	3	2	66.67	2									
Runnemede Dist 1	Total	3070	0	0.00										
Runnemede Mail-In Ballot	Total	0	998	0.00	897									
Runnemede Provisional	Total	0	122	0.00	98	1								
Runnemede Emergency Ballots	Total	0	0	0.00										
Runnemede Borough	Total	3070	1120	36.48	995	1								
Somerdale Dist 1	Total	2145	0	0.00										
Somerdale Mail-In Ballot	Total	0	725	0.00	657	3								
Somerdale Provisional	Total	0	186	0.00	155	1								
Somerdale Emergency Ballots	Total	0	0	0.00										
Somerdale Borough	Total	2145	911	42.47	812	4								
Stratford Dist 1	Total	2137	0	0.00										

County Surrogate - DEM

		Registered	Ballots Cast	Turnout (%)	Michelle GENTEK-MAYER	Write-In								
Stratford Mail-In Ballot	Total	0	790	0.00	700	2								
Stratford Provisional	Total	0	96	0.00	87									
Stratford Emergency Ballots	Total	0	0	0.00										
Stratford Borough	Total	2137	886	41.46	787	2								
Tavistock Dist 1	Total	3	0	0.00										
Tavistock Mail-In Ballot	Total	0	2	0.00	2									
Tavistock Provisional	Total	0	0	0.00										
Tavistock Emergency Ballots	Total	0	0	0.00										
Tavistock Borough	Total	3	2	66.67	2									
Voorhees Dist 1	Total	9953	1	0.01										
Voorhees Mail-In Ballot	Total	0	4233	0.00	3809	6								
Voorhees Provisional	Total	0	442	0.00	407									
Voorhees Emergency Ballots	Total	0	0	0.00										
Voorhees Twp	Total	9953	4676	46.98	4216	6								
Waterford Dist 1	Total	2785	1	0.04	1									
Waterford Mail-In Ballot	Total	0	1010	0.00	872	2								
Waterford Provisional	Total	0	79	0.00	63	1								
Waterford Emergency Ballots	Total	0	0	0.00										
Waterford Twp	Total	2785	1090	39.14	936	3								
Winslow W1 D1	Total	2597	0	0.00										
Winslow Ward 1 Mail-In Ballot	Total	0	884	0.00	788	5								
Winslow Ward 1 Provisional	Total	0	158	0.00	146									
Winslow W1 Emergency Ballots	Total	0	0	0.00										
Winslow W2 D1	Total	3854	0	0.00										
Winslow Ward 2 Mail-In Ballot	Total	0	1316	0.00	1223	5								
Winslow Ward 2 Provisional	Total	0	288	0.00	254									
Winslow W2 Mail-In Ballot Rejected	Total	0	0	0.00										
Winslow W2 Provisional Rejected	Total	0	0	0.00										
Winslow W2 Emergency Ballots	Total	0	0	0.00										
Winslow W3 D1	Total	4339	1	0.02	1									
Winslow Ward 3 Mail-In Ballot	Total	0	1459	0.00	1367	1								
Winslow Ward 3 Provisional	Total	0	468	0.00	406									
Winslow W3 Mail-In Ballot Rejected	Total	0	0	0.00										

County Surrogate - DEM

		Registered	Ballots Cast	Turnout (%)	Michelle GENTEK-MAYER	Write-In								
Winslow W3 Provisional Rejected	Total	0	0	0.00										
Winslow W3 Emergency Ballots	Total	0	0	0.00										
Winslow W4 D1	Total	3911	2	0.05	2									
Winslow Ward 4 Mail-In Ballot	Total	0	1484	0.00	1366	1								
Winslow Ward 4 Provisional	Total	0	320	0.00	284	1								
Winslow W4 Mail-In Ballot Rejected	Total	0	0	0.00										
Winslow W4 Provisional Rejected	Total	0	0	0.00										
Winslow W4 Emergency Ballots	Total	0	0	0.00										
Winslow Twp	Total	14701	6380	43.40	5837	13								
Woodlynne Dist 1	Total	945	0	0.00										
Woodlynne Mail-In Ballot	Total	0	210	0.00	163									
Woodlynne Provisional	Total	0	67	0.00	58									
Woodlynne Emergency Ballots	Total	0	0	0.00										
Woodlynne Borough	Total	945	277	29.31	221									
Total - TC-Emergency		178220	0	0.00										
Total - TC-Machine		178220	102	0.06	78									
Total - TC-Mail-In Ballot		178220	64556	36.22	57963	188								
Total - TC-Provisional		178220	10962	6.15	9608	23								
Total - TC-Rejected Ballots		178220	0	0.00										
Contest Total		178220	75620	42.43	67649	211								

Board of Chosen Freeholders UNEX - DEM

		Registered	Ballots Cast	Turnout (%)	Almar DYER	Write-In								
Audubon Boro Dist 1	Total	3023	0	0.00										
Audubon Boro Mail-In Ballot	Total	0	1271	0.00	1133	2								
Audubon Boro Provisional	Total	0	139	0.00	115	1								
Audubon Boro Emergency Ballots	Total	0	0	0.00										
Audubon Borough	Total	3023	1410	46.64	1248	3								
Audubon Park Dist 1	Total	451	0	0.00										
Audubon Park Mail-In Ballot	Total	0	266	0.00	235									
Audubon Park Provisional	Total	0	36	0.00	29									
Audubon Park Emergency Ballots	Total	0	0	0.00										
Audubon Park Borough	Total	451	302	66.96	264									
Barrington Dist 1	Total	2220	1	0.05										
Barrington Mail-In Ballot	Total	0	908	0.00	801	1								
Barrington Provisional	Total	0	148	0.00	133	2								
Barrington Emergency Ballots	Total	0	0	0.00										
Barrington Borough	Total	2220	1057	47.61	934	3								
Bellmawr Dist 1	Total	3972	1	0.03										
Bellmawr Mail-In Ballot	Total	0	1265	0.00	1096	4								
Bellmawr Provisional	Total	0	187	0.00	152	1								
Bellmawr Emergency Ballots	Total	0	0	0.00										
Bellmawr Borough	Total	3972	1453	36.58	1248	5								
Berlin Boro Dist 1	Total	1901	0	0.00										
Berlin Boro Mail-In Ballot	Total	0	722	0.00	657	1								
Berlin Boro Provisional	Total	0	87	0.00	70	1								
Berlin Boro Emergency Ballots	Total	0	0	0.00										
Berlin Borough	Total	1901	809	42.56	727	2								
Berlin Twp Dist 1	Total	1904	0	0.00										
Berlin Twp Mail-In Ballot	Total	0	775	0.00	704	2								
Berlin Twp Provisional	Total	0	97	0.00	87	1								
Berlin Twp Emergency Ballots	Total	0	0	0.00										
Berlin Township	Total	1904	872	45.80	791	3								
Brooklawn Dist 1	Total	572	1	0.17	1									
Brooklawn Mail-In Ballot	Total	0	180	0.00	167									
Brooklawn Provisional	Total	0	23	0.00	21									
Brooklawn Emergency Ballots	Total	0	0	0.00										

Board of Chosen Freeholders UNEX - DEM

		Registered	Ballots Cast	Turnout (%)	Almar DYER	Write-In								
Brooklawn Borough	Total	572	204	35.66	189									
Camden City W1 D1	Total	5999	5	0.08	3									
Camden City Ward 1 Mail-In Ballot	Total	0	1146	0.00	1014	4								
Camden City Ward 1 Provisional	Total	0	389	0.00	327	1								
Camden City W1 Emergency Ballots	Total	0	0	0.00										
Camden City W2 D1	Total	6782	29	0.43	22									
Camden City Ward 2 Mail-In Ballot	Total	0	1345	0.00	1205	3								
Camden City Ward 2 Provisional	Total	0	445	0.00	383									
Camden City W2 Emergency Ballots	Total	0	0	0.00										
Camden City W3 D1	Total	5541	12	0.22	6									
Camden City Ward 3 Mail-In Ballot	Total	0	1115	0.00	1011	4								
Camden City Ward 3 Provisional	Total	0	296	0.00	239	1								
Camden City W3 Emergency Ballots	Total	0	0	0.00										
Camden City W4 D1	Total	5744	15	0.26	13									
Camden City Ward 4 Mail-In Ballot	Total	0	993	0.00	873	8								
Camden City Ward 4 Provisional	Total	0	378	0.00	326									
Camden City W4 Emergency Ballots	Total	0	0	0.00										
Camden City	Total	24066	6168	25.63	5422	21								
Cherry Hill Dist 1	Total	26389	4	0.02	3									
Cherry Hill Mail-In Ballot	Total	0	11826	0.00	10525	37								
Cherry Hill Provisional	Total	0	1190	0.00	1067	3								
Cherry Hill Emergency Ballots	Total	0	0	0.00										
Cherry Hill Twp	Total	26389	13020	49.34	11595	40								
Chesilhurst Dist 1	Total	657	0	0.00										
Chesilhurst Mail-In Ballot	Total	0	260	0.00	228									
Chesilhurst Provisional	Total	0	43	0.00	32									
Chesilhurst Emergency Ballots	Total	0	0	0.00										
Chesilhurst Borough	Total	657	303	46.12	260									
Clementon Dist 1	Total	1481	3	0.20	3									
Clementon Mail-In Ballot	Total	0	458	0.00	414	1								
Clementon Provisional	Total	0	90	0.00	76	1								

Board of Chosen Freeholders UNEX - DEM

		Registered	Ballots Cast	Turnout (%)	Almar DYER	Write-In								
Clementon Emergency Ballots	Total	0	0	0.00										
Clementon Borough	Total	1481	551	37.20	493	2								
Collingswood Dist 1	Total	6116	0	0.00										
Collingswood Mail-In Ballot	Total	0	2781	0.00	2403	26								
Collingswood Provisional	Total	0	439	0.00	383									
Collingswood Emergency Ballots	Total	0	0	0.00										
Collingswood Borough	Total	6116	3220	52.65	2786	26								
Gibbsboro Dist 1	Total	738	0	0.00										
Gibbsboro Mail-In Ballot	Total	0	302	0.00	266									
Gibbsboro Provisional	Total	0	33	0.00	29									
Gibbsboro Emergency Ballots	Total	0	0	0.00										
Gibbsboro Borough	Total	738	335	45.39	295									
Gloucester City W1 D1	Total	1096	0	0.00										
Gloucester City Ward 1 Mail-In Ballot	Total	0	289	0.00	260	1								
Gloucester City Ward 1 Provisional	Total	0	59	0.00	47									
Gloucester City W1 Emergency Ballots	Total	0	0	0.00										
Gloucester City W2 D1	Total	1236	1	0.08	1									
Gloucester City Ward 2 Mail-In Ballot	Total	0	402	0.00	360	2								
Gloucester City Ward 2 Provisional	Total	0	53	0.00	48									
Gloucester City W2 Emergency Ballots	Total	0	0	0.00										
Gloucester City W3 D1	Total	1005	0	0.00										
Gloucester City Ward 3 Mail-In Ballot	Total	0	303	0.00	268									
Gloucester City Ward 3 Provisional	Total	0	32	0.00	27									
Gloucester City W3 Emergency Ballots	Total	0	0	0.00										
Gloucester City	Total	3337	1139	34.13	1011	3								
Gloucester Twp Dist 1	Total	21542	2	0.01	2									
Gloucester Twp Mail-In Ballot	Total	0	7662	0.00	6905	29								
Gloucester Twp Provisional	Total	0	1496	0.00	1308	4								
Gloucester Twp Emergency Ballots	Total	0	0	0.00										
Gloucester Twp	Total	21542	9160	42.52	8215	33								

Board of Chosen Freeholders UNEX - DEM

		Registered	Ballots Cast	Turnout (%)	Almar DYER	Write-In								
Haddon Twp Dist 1	Total	5846	0	0.00										
Haddon Twp Mail-In Ballot	Total	0	2792	0.00	2469	16								
Haddon Twp Provisional	Total	0	325	0.00	283									
Haddon Twp Emergency Ballots	Total	0	0	0.00										
Haddon Twp	Total	5846	3117	53.32	2752	16								
Haddonfield Dist 1	Total	4347	1	0.02										
Haddonfield Mail-In Ballot	Total	0	2222	0.00	1935	8								
Haddonfield Provisional	Total	0	171	0.00	164									
Haddonfield Emergency Ballots	Total	0	0	0.00										
Haddonfield Borough	Total	4347	2394	55.07	2099	8								
Haddon Heights Dist 1	Total	2695	0	0.00										
Haddon Heights Mail-In Ballot	Total	0	1325	0.00	1195	4								
Haddon Heights Provisional	Total	0	134	0.00	115	1								
Haddon Heights Emergency Ballots	Total	0	0	0.00										
Haddon Heights Borough	Total	2695	1459	54.14	1310	5								
Hi-Nella Dist 1	Total	320	0	0.00										
Hi Nella Mail-In Ballot	Total	0	91	0.00	78									
Hi Nella Provisional	Total	0	26	0.00	26									
Hi Nella Emergency Ballots	Total	0	0	0.00										
Hi-Nella Borough	Total	320	117	36.56	104									
Laurel Springs Dist 1	Total	645	0	0.00										
Laurel Springs Mail-In Ballot	Total	0	238	0.00	218									
Laurel Springs Provisional	Total	0	38	0.00	35	1								
Laurel Springs Emergency Ballots	Total	0	0	0.00										
Laurel Springs Borough	Total	645	276	42.79	253	1								
Lawnside Dist 1	Total	1720	0	0.00										
Lawnside Mail-In Ballot	Total	0	712	0.00	615	1								
Lawnside Provisional	Total	0	224	0.00	198									
Lawnside Emergency Ballots	Total	0	0	0.00										
Lawnside Borough	Total	1720	936	54.42	813	1								
Lindenwold Dist 1	Total	5883	0	0.00										
Lindenwold Mail-In Ballot	Total	0	1938	0.00	1785	6								

Board of Chosen Freeholders UNEX - DEM

		Registered	Ballots Cast	Turnout (%)	Almar DYER	Write-In								
Lindenwold Provisional	Total	0	403	0.00	364									
Lindenwold Emergency Ballots	Total	0	0	0.00										
Lindenwold Borough	Total	5883	2341	39.79	2149	6								
Magnolia Dist 1	Total	1535	0	0.00										
Magnolia Mail-In Ballot	Total	0	542	0.00	495									
Magnolia Provisional	Total	0	125	0.00	113									
Magnolia Emergency Ballots	Total	0	0	0.00										
Magnolia Borough	Total	1535	667	43.45	608									
Merchantville Dist 1	Total	1365	0	0.00										
Merchantville Mail-In Ballot	Total	0	511	0.00	444	2								
Merchantville Provisional	Total	0	86	0.00	75									
Merchantville Emergency Ballots	Total	0	0	0.00										
Merchantville Borough	Total	1365	597	43.74	519	2								
Mt Ephraim Dist 1	Total	1565	0	0.00										
Mt. Ephraim Mail-In Ballot	Total	0	545	0.00	491	1								
Mt. Ephraim Provisional	Total	0	81	0.00	72									
Mt. Ephraim Emergency Ballots	Total	0	0	0.00										
Mount Ephraim Borough	Total	1565	626	40.00	563	1								
Oaklyn Dist 1	Total	1545	0	0.00										
Oaklyn Mail-In Ballot	Total	0	598	0.00	533	1								
Oaklyn Provisional	Total	0	94	0.00	87									
Oaklyn Emergency Ballots	Total	0	0	0.00										
Oaklyn Borough	Total	1545	692	44.79	620	1								
Pennsauken Dist 1	Total	13177	22	0.17	20									
Pennsauken Mail-In Ballot	Total	0	4535	0.00	4109	9								
Pennsauken Provisional	Total	0	1101	0.00	975									
Pennsauken Emergency Ballots	Total	0	0	0.00										
Pennsauken Twp	Total	13177	5658	42.94	5104	9								
Pine Hill Dist 1	Total	3466	0	0.00										
Pine Hill Mail-In Ballot	Total	0	1125	0.00	1030	3								
Pine Hill Provisional	Total	0	268	0.00	246	2								
Pine Hill Emergency Ballots	Total	0	0	0.00										

Board of Chosen Freeholders UNEX - DEM

		Registered	Ballots Cast	Turnout (%)	Almar DYER	Write-In							
Pine Hill Borough	Total	3466	1393	40.19	1276	5							
Pine Valley Dist 1	Total	3	0	0.00									
Pine Valley Mail-In Ballot	Total	0	2	0.00	2								
Pine Valley Provisional	Total	0	0	0.00									
Pine Valley Emergency Ballots	Total	0	0	0.00									
Pine Valley Borough	Total	3	2	66.67	2								
Runnemede Dist 1	Total	3070	0	0.00									
Runnemede Mail-In Ballot	Total	0	998	0.00	896	1							
Runnemede Provisional	Total	0	122	0.00	98	1							
Runnemede Emergency Ballots	Total	0	0	0.00									
Runnemede Borough	Total	3070	1120	36.48	994	2							
Somerdale Dist 1	Total	2145	0	0.00									
Somerdale Mail-In Ballot	Total	0	725	0.00	660	4							
Somerdale Provisional	Total	0	186	0.00	157	1							
Somerdale Emergency Ballots	Total	0	0	0.00									
Somerdale Borough	Total	2145	911	42.47	817	5							
Stratford Dist 1	Total	2137	0	0.00									
Stratford Mail-In Ballot	Total	0	790	0.00	697	2							
Stratford Provisional	Total	0	96	0.00	85								
Stratford Emergency Ballots	Total	0	0	0.00									
Stratford Borough	Total	2137	886	41.46	782	2							
Tavistock Dist 1	Total	3	0	0.00									
Tavistock Mail-In Ballot	Total	0	2	0.00	2								
Tavistock Provisional	Total	0	0	0.00									
Tavistock Emergency Ballots	Total	0	0	0.00									
Tavistock Borough	Total	3	2	66.67	2								
Voorhees Dist 1	Total	9953	1	0.01									
Voorhees Mail-In Ballot	Total	0	4233	0.00	3797	8							
Voorhees Provisional	Total	0	442	0.00	404								
Voorhees Emergency Ballots	Total	0	0	0.00									
Voorhees Twp	Total	9953	4676	46.98	4201	8							
Waterford Dist 1	Total	2785	1	0.04	1								

Board of Chosen Freeholders UNEX - DEM

		Registered	Ballots Cast	Turnout (%)	Almar DYER	Write-In							
Waterford Mail-In Ballot	Total	0	1010	0.00	873	2							
Waterford Provisional	Total	0	79	0.00	62	1							
Waterford Emergency Ballots	Total	0	0	0.00									
Waterford Twp	Total	2785	1090	39.14	936	3							
Winslow W1 D1	Total	2597	0	0.00									
Winslow Ward 1 Mail-In Ballot	Total	0	884	0.00	780	8							
Winslow Ward 1 Provisional	Total	0	158	0.00	143								
Winslow W1 Emergency Ballots	Total	0	0	0.00									
Winslow W2 D1	Total	3854	0	0.00									
Winslow Ward 2 Mail-In Ballot	Total	0	1316	0.00	1221	8							
Winslow Ward 2 Provisional	Total	0	288	0.00	256	2							
Winslow W2 Mail-In Ballot Rejected	Total	0	0	0.00									
Winslow W2 Provisional Rejected	Total	0	0	0.00									
Winslow W2 Emergency Ballots	Total	0	0	0.00									
Winslow W3 D1	Total	4339	1	0.02	1								
Winslow Ward 3 Mail-In Ballot	Total	0	1459	0.00	1370	2							
Winslow Ward 3 Provisional	Total	0	468	0.00	404	1							
Winslow W3 Mail-In Ballot Rejected	Total	0	0	0.00									
Winslow W3 Provisional Rejected	Total	0	0	0.00									
Winslow W3 Emergency Ballots	Total	0	0	0.00									
Winslow W4 D1	Total	3911	2	0.05	2								
Winslow Ward 4 Mail-In Ballot	Total	0	1484	0.00	1371	2							
Winslow Ward 4 Provisional	Total	0	320	0.00	286	2							
Winslow W4 Mail-In Ballot Rejected	Total	0	0	0.00									
Winslow W4 Provisional Rejected	Total	0	0	0.00									
Winslow W4 Emergency Ballots	Total	0	0	0.00									
Winslow Twp	Total	14701	6380	43.40	5834	25							
Woodlynne Dist 1	Total	945	0	0.00									
Woodlynne Mail-In Ballot	Total	0	210	0.00	167								
Woodlynne Provisional	Total	0	67	0.00	58								
Woodlynne Emergency Ballots	Total	0	0	0.00									
Woodlynne Borough	Total	945	277	29.31	225								
Total - TC-Emergency		178220	0	0.00									
Total - TC-Machine		178220	102	0.06	78								
Total - TC-Mail-In Ballot		178220	64556	36.22	57758	213							

Board of Chosen Freeholders UNEX - DEM

	Registered	Ballots Cast	Turnout (%)	Almar DYER	Write-In									
Total - TC-Provisional	178220	10962	6.15	9605	28									
Total - TC-Rejected Ballots	178220	0	0.00											
Contest Total	178220	75620	42.43	67441	241									

Board of Chosen Freeholders - DEM

		Registered	Ballots Cast	Turnout (%)	Louis CAPPELLI, JR.	Jonathan L. YOUNG, SR	Write-In							
Audubon Boro Dist 1	Total	3023	0	0.00										
Audubon Boro Mail-In Ballot	Total	0	1271	0.00	1139	1119	3							
Audubon Boro Provisional	Total	0	139	0.00	118	111	2							
Audubon Boro Emergency Ballots	Total	0	0	0.00										
Audubon Borough	Total	3023	1410	46.64	1257	1230	5							
Audubon Park Dist 1	Total	451	0	0.00										
Audubon Park Mail-In Ballot	Total	0	266	0.00	249	241								
Audubon Park Provisional	Total	0	36	0.00	32	28								
Audubon Park Emergency Ballots	Total	0	0	0.00										
Audubon Park Borough	Total	451	302	66.96	281	269								
Barrington Dist 1	Total	2220	1	0.05	1	1								
Barrington Mail-In Ballot	Total	0	908	0.00	797	781	3							
Barrington Provisional	Total	0	148	0.00	134	134	4							
Barrington Emergency Ballots	Total	0	0	0.00										
Barrington Borough	Total	2220	1057	47.61	932	916	7							
Bellmawr Dist 1	Total	3972	1	0.03	1									
Bellmawr Mail-In Ballot	Total	0	1265	0.00	1124	1096	4							
Bellmawr Provisional	Total	0	187	0.00	155	147	2							
Bellmawr Emergency Ballots	Total	0	0	0.00										
Bellmawr Borough	Total	3972	1453	36.58	1280	1243	6							
Berlin Boro Dist 1	Total	1901	0	0.00										
Berlin Boro Mail-In Ballot	Total	0	722	0.00	657	649	5							
Berlin Boro Provisional	Total	0	87	0.00	71	72	1							
Berlin Boro Emergency Ballots	Total	0	0	0.00										
Berlin Borough	Total	1901	809	42.56	728	721	6							
Berlin Twp Dist 1	Total	1904	0	0.00										
Berlin Twp Mail-In Ballot	Total	0	775	0.00	712	699	4							
Berlin Twp Provisional	Total	0	97	0.00	84	85	1							
Berlin Twp Emergency Ballots	Total	0	0	0.00										
Berlin Township	Total	1904	872	45.80	796	784	5							
Brooklawn Dist 1	Total	572	1	0.17	1	1								

Board of Chosen Freeholders - DEM

		Registered	Ballots Cast	Turnout (%)	Louis CAPPELLI, JR.	Jonathan L. YOUNG, SR	Write-In							
Brooklawn Mail-In Ballot	Total	0	180	0.00	170	170	1							
Brooklawn Provisional	Total	0	23	0.00	21	18								
Brooklawn Emergency Ballots	Total	0	0	0.00										
Brooklawn Borough	Total	572	204	35.66	192	189	1							
Camden City W1 D1	Total	5999	5	0.08	3	2								
Camden City Ward 1 Mail-In Ballot	Total	0	1146	0.00	998	1010	6							
Camden City Ward 1 Provisional	Total	0	389	0.00	315	314	2							
Camden City W1 Emergency Ballots	Total	0	0	0.00										
Camden City W2 D1	Total	6782	29	0.43	20	19								
Camden City Ward 2 Mail-In Ballot	Total	0	1345	0.00	1179	1183	6							
Camden City Ward 2 Provisional	Total	0	445	0.00	359	360								
Camden City W2 Emergency Ballots	Total	0	0	0.00										
Camden City W3 D1	Total	5541	12	0.22	5	6								
Camden City Ward 3 Mail-In Ballot	Total	0	1115	0.00	986	967	10							
Camden City Ward 3 Provisional	Total	0	296	0.00	243	226	1							
Camden City W3 Emergency Ballots	Total	0	0	0.00										
Camden City W4 D1	Total	5744	15	0.26	14	12								
Camden City Ward 4 Mail-In Ballot	Total	0	993	0.00	860	845	12							
Camden City Ward 4 Provisional	Total	0	378	0.00	323	315	1							
Camden City W4 Emergency Ballots	Total	0	0	0.00										
Camden City	Total	24066	6168	25.63	5305	5259	38							
Cherry Hill Dist 1	Total	26389	4	0.02	4	2								
Cherry Hill Mail-In Ballot	Total	0	11826	0.00	10613	10451	73							
Cherry Hill Provisional	Total	0	1190	0.00	1055	1044	6							
Cherry Hill Emergency Ballots	Total	0	0	0.00										
Cherry Hill Twp	Total	26389	13020	49.34	11672	11497	79							
Chesilhurst Dist 1	Total	657	0	0.00										
Chesilhurst Mail-In Ballot	Total	0	260	0.00	229	223								
Chesilhurst Provisional	Total	0	43	0.00	33	33								
Chesilhurst Emergency Ballots	Total	0	0	0.00										

Board of Chosen Freeholders - DEM

		Registered	Ballots Cast	Turnout (%)	Louis CAPPELLI, JR.	Jonathan L. YOUNG, SR	Write-In							
Chesilhurst Borough	Total	657	303	46.12	262	256								
Clementon Dist 1	Total	1481	3	0.20	3	3								
Clementon Mail-In Ballot	Total	0	458	0.00	413	410	2							
Clementon Provisional	Total	0	90	0.00	76	73	1							
Clementon Emergency Ballots	Total	0	0	0.00										
Clementon Borough	Total	1481	551	37.20	492	486	3							
Collingswood Dist 1	Total	6116	0	0.00										
Collingswood Mail-In Ballot	Total	0	2781	0.00	2420	2386	54							
Collingswood Provisional	Total	0	439	0.00	382	376	2							
Collingswood Emergency Ballots	Total	0	0	0.00										
Collingswood Borough	Total	6116	3220	52.65	2802	2762	56							
Gibbsboro Dist 1	Total	738	0	0.00										
Gibbsboro Mail-In Ballot	Total	0	302	0.00	272	268								
Gibbsboro Provisional	Total	0	33	0.00	30	28								
Gibbsboro Emergency Ballots	Total	0	0	0.00										
Gibbsboro Borough	Total	738	335	45.39	302	296								
Gloucester City W1 D1	Total	1096	0	0.00										
Gloucester City Ward 1 Mail-In Ballot	Total	0	289	0.00	263	258	1							
Gloucester City Ward 1 Provisional	Total	0	59	0.00	45	43								
Gloucester City W1 Emergency Ballots	Total	0	0	0.00										
Gloucester City W2 D1	Total	1236	1	0.08	1	1								
Gloucester City Ward 2 Mail-In Ballot	Total	0	402	0.00	368	366	3							
Gloucester City Ward 2 Provisional	Total	0	53	0.00	46	47								
Gloucester City W2 Emergency Ballots	Total	0	0	0.00										
Gloucester City W3 D1	Total	1005	0	0.00										
Gloucester City Ward 3 Mail-In Ballot	Total	0	303	0.00	269	267								
Gloucester City Ward 3 Provisional	Total	0	32	0.00	28	28								
Gloucester City W3 Emergency Ballots	Total	0	0	0.00										
Gloucester City	Total	3337	1139	34.13	1020	1010	4							

Board of Chosen Freeholders - DEM

		Registered	Ballots Cast	Turnout (%)	Louis CAPPELLI, JR.	Jonathan L. YOUNG, SR	Write-In							
Gloucester Twp Dist 1	Total	21542	2	0.01	2	2								
Gloucester Twp Mail-In Ballot	Total	0	7662	0.00	6897	6829	48							
Gloucester Twp Provisional	Total	0	1496	0.00	1293	1271	9							
Gloucester Twp Emergency Ballots	Total	0	0	0.00										
Gloucester Twp	Total	21542	9160	42.52	8192	8102	57							
Haddon Twp Dist 1	Total	5846	0	0.00										
Haddon Twp Mail-In Ballot	Total	0	2792	0.00	2486	2439	33							
Haddon Twp Provisional	Total	0	325	0.00	283	266								
Haddon Twp Emergency Ballots	Total	0	0	0.00										
Haddon Twp	Total	5846	3117	53.32	2769	2705	33							
Haddonfield Dist 1	Total	4347	1	0.02										
Haddonfield Mail-In Ballot	Total	0	2222	0.00	1952	1926	16							
Haddonfield Provisional	Total	0	171	0.00	157	162								
Haddonfield Emergency Ballots	Total	0	0	0.00										
Haddonfield Borough	Total	4347	2394	55.07	2109	2088	16							
Haddon Heights Dist 1	Total	2695	0	0.00										
Haddon Heights Mail-In Ballot	Total	0	1325	0.00	1192	1184	12							
Haddon Heights Provisional	Total	0	134	0.00	119	116	2							
Haddon Heights Emergency Ballots	Total	0	0	0.00										
Haddon Heights Borough	Total	2695	1459	54.14	1311	1300	14							
Hi-Nella Dist 1	Total	320	0	0.00										
Hi Nella Mail-In Ballot	Total	0	91	0.00	79	78								
Hi Nella Provisional	Total	0	26	0.00	25	25								
Hi Nella Emergency Ballots	Total	0	0	0.00										
Hi-Nella Borough	Total	320	117	36.56	104	103								
Laurel Springs Dist 1	Total	645	0	0.00										
Laurel Springs Mail-In Ballot	Total	0	238	0.00	216	214								
Laurel Springs Provisional	Total	0	38	0.00	33	34	1							
Laurel Springs Emergency Ballots	Total	0	0	0.00										

Board of Chosen Freeholders - DEM

		Registered	Ballots Cast	Turnout (%)	Louis CAPPELLI, JR.	Jonathan L. YOUNG, SR.	Write-In						
Laurel Springs Borough	Total	645	276	42.79	249	248	1						
Lawnside Dist 1	Total	1720	0	0.00									
Lawnside Mail-In Ballot	Total	0	712	0.00	616	616	1						
Lawnside Provisional	Total	0	224	0.00	185	186							
Lawnside Emergency Ballots	Total	0	0	0.00									
Lawnside Borough	Total	1720	936	54.42	801	802	1						
Lindenwold Dist 1	Total	5883	0	0.00									
Lindenwold Mail-In Ballot	Total	0	1938	0.00	1762	1761	14						
Lindenwold Provisional	Total	0	403	0.00	358	353							
Lindenwold Emergency Ballots	Total	0	0	0.00									
Lindenwold Borough	Total	5883	2341	39.79	2120	2114	14						
Magnolia Dist 1	Total	1535	0	0.00									
Magnolia Mail-In Ballot	Total	0	542	0.00	493	488	1						
Magnolia Provisional	Total	0	125	0.00	110	110							
Magnolia Emergency Ballots	Total	0	0	0.00									
Magnolia Borough	Total	1535	667	43.45	603	598	1						
Merchantville Dist 1	Total	1365	0	0.00									
Merchantville Mail-In Ballot	Total	0	511	0.00	443	443	8						
Merchantville Provisional	Total	0	86	0.00	73	71							
Merchantville Emergency Ballots	Total	0	0	0.00									
Merchantville Borough	Total	1365	597	43.74	516	514	8						
Mt Ephraim Dist 1	Total	1565	0	0.00									
Mt. Ephraim Mail-In Ballot	Total	0	545	0.00	492	483	2						
Mt. Ephraim Provisional	Total	0	81	0.00	71	66							
Mt. Ephraim Emergency Ballots	Total	0	0	0.00									
Mount Ephraim Borough	Total	1565	626	40.00	563	549	2						
Oaklyn Dist 1	Total	1545	0	0.00									
Oaklyn Mail-In Ballot	Total	0	598	0.00	534	525	1						
Oaklyn Provisional	Total	0	94	0.00	86	82							
Oaklyn Emergency Ballots	Total	0	0	0.00									

Board of Chosen Freeholders - DEM

		Registered	Ballots Cast	Turnout (%)	Louis CAPPELLI, JR.	Jonathan L. YOUNG, SR	Write-In							
Oaklyn Borough	Total	1545	692	44.79	620	607	1							
Pennsauken Dist 1	Total	13177	22	0.17	19	18								
Pennsauken Mail-In Ballot	Total	0	4535	0.00	4061	4030	17							
Pennsauken Provisional	Total	0	1101	0.00	931	921								
Pennsauken Emergency Ballots	Total	0	0	0.00										
Pennsauken Twp	Total	13177	5658	42.94	5011	4969	17							
Pine Hill Dist 1	Total	3466	0	0.00										
Pine Hill Mail-In Ballot	Total	0	1125	0.00	1017	1010	3							
Pine Hill Provisional	Total	0	268	0.00	239	237	3							
Pine Hill Emergency Ballots	Total	0	0	0.00										
Pine Hill Borough	Total	3466	1393	40.19	1256	1247	6							
Pine Valley Dist 1	Total	3	0	0.00										
Pine Valley Mail-In Ballot	Total	0	2	0.00	2	2								
Pine Valley Provisional	Total	0	0	0.00										
Pine Valley Emergency Ballots	Total	0	0	0.00										
Pine Valley Borough	Total	3	2	66.67	2	2								
Runnemede Dist 1	Total	3070	0	0.00										
Runnemede Mail-In Ballot	Total	0	998	0.00	923	891	4							
Runnemede Provisional	Total	0	122	0.00	101	95	1							
Runnemede Emergency Ballots	Total	0	0	0.00										
Runnemede Borough	Total	3070	1120	36.48	1024	986	5							
Somerdale Dist 1	Total	2145	0	0.00										
Somerdale Mail-In Ballot	Total	0	725	0.00	653	649	12							
Somerdale Provisional	Total	0	186	0.00	156	154	2							
Somerdale Emergency Ballots	Total	0	0	0.00										
Somerdale Borough	Total	2145	911	42.47	809	803	14							
Stratford Dist 1	Total	2137	0	0.00										
Stratford Mail-In Ballot	Total	0	790	0.00	697	685	5							
Stratford Provisional	Total	0	96	0.00	87	88								
Stratford Emergency Ballots	Total	0	0	0.00										

Board of Chosen Freeholders - DEM

		Registered	Ballots Cast	Turnout (%)	Louis CAPPELLI, JR.	Jonathan L. YOUNG, SR	Write-In						
Stratford Borough	Total	2137	886	41.46	784	773	5						
Tavistock Dist 1	Total	3	0	0.00									
Tavistock Mail-In Ballot	Total	0	2	0.00	2	2							
Tavistock Provisional	Total	0	0	0.00									
Tavistock Emergency Ballots	Total	0	0	0.00									
Tavistock Borough	Total	3	2	66.67	2	2							
Voorhees Dist 1	Total	9953	1	0.01									
Voorhees Mail-In Ballot	Total	0	4233	0.00	3799	3754	6						
Voorhees Provisional	Total	0	442	0.00	408	392	2						
Voorhees Emergency Ballots	Total	0	0	0.00									
Voorhees Twp	Total	9953	4676	46.98	4207	4146	8						
Waterford Dist 1	Total	2785	1	0.04	1								
Waterford Mail-In Ballot	Total	0	1010	0.00	884	865	3						
Waterford Provisional	Total	0	79	0.00	60	59	2						
Waterford Emergency Ballots	Total	0	0	0.00									
Waterford Twp	Total	2785	1090	39.14	945	924	5						
Winslow W1 D1	Total	2597	0	0.00									
Winslow Ward 1 Mail-In Ballot	Total	0	884	0.00	782	772	8						
Winslow Ward 1 Provisional	Total	0	158	0.00	142	137							
Winslow W1 Emergency Ballots	Total	0	0	0.00									
Winslow W2 D1	Total	3854	0	0.00									
Winslow Ward 2 Mail-In Ballot	Total	0	1316	0.00	1201	1199	11						
Winslow Ward 2 Provisional	Total	0	288	0.00	245	252	1						
Winslow W2 Mail-In Ballot Rejected	Total	0	0	0.00									
Winslow W2 Provisional Rejected	Total	0	0	0.00									
Winslow W2 Emergency Ballots	Total	0	0	0.00									
Winslow W3 D1	Total	4339	1	0.02		1							
Winslow Ward 3 Mail-In Ballot	Total	0	1459	0.00	1338	1348	3						
Winslow Ward 3 Provisional	Total	0	468	0.00	390	394							
Winslow W3 Mail-In Ballot Rejected	Total	0	0	0.00									
Winslow W3 Provisional Rejected	Total	0	0	0.00									
Winslow W3 Emergency Ballots	Total	0	0	0.00									
Winslow W4 D1	Total	3911	2	0.05	2	2							

Board of Chosen Freeholders - DEM

		Registered	Ballots Cast	Turnout (%)	Louis CAPPELLI, JR.	Jonathan L. YOUNG, SR	Write-In						
Winslow Ward 4 Mail-In Ballot	Total	0	1484	0.00	1348	1355	1						
Winslow Ward 4 Provisional	Total	0	320	0.00	275	275	4						
Winslow W4 Mail-In Ballot Rejected	Total	0	0	0.00									
Winslow W4 Provisional Rejected	Total	0	0	0.00									
Winslow W4 Emergency Ballots	Total	0	0	0.00									
Winslow Twp	Total	14701	6380	43.40	5723	5735	28						
Woodlynne Dist 1	Total	945	0	0.00									
Woodlynne Mail-In Ballot	Total	0	210	0.00	162	159							
Woodlynne Provisional	Total	0	67	0.00	52	57							
Woodlynne Emergency Ballots	Total	0	0	0.00									
Woodlynne Borough	Total	945	277	29.31	214	216							
Total - TC-Emergency		178220	0	0.00									
Total - TC-Machine		178220	102	0.06	77	70							
Total - TC-Mail-In Ballot		178220	64556	36.22	57749	57096	396						
Total - TC-Provisional		178220	10962	6.15	9429	9285	50						
Total - TC-Rejected Ballots		178220	0	0.00									
Contest Total		178220	75620	42.43	67255	66451	446						

Audubon Park Council - DEM

		Registered	Ballots Cast	Turnout (%)	Judith DI PASQUALE	Karen LEWIS	Write-In							
Audubon Park Dist 1	Total	451	0	0.00										
Audubon Park Mail-In Ballot	Total	0	266	0.00	234	237	9							
Audubon Park Provisional	Total	0	36	0.00	29	30								
Audubon Park Emergency Ballots	Total	0	0	0.00										
Audubon Park Borough	Total	451	302	66.96	263	267	9							
Total - TC-Emergency		451	0	0.00										
Total - TC-Machine		451	0	0.00										
Total - TC-Mail-In Ballot		451	266	58.98	234	237	9							
Total - TC-Provisional		451	36	7.98	29	30								
Total - TC-Rejected Ballots		451	0	0.00										
Contest Total		451	302	66.96	263	267	9							

Barrington Council UNEX - DEM

		Registered	Ballots Cast	Turnout (%)	Michael DRUMM	Write-In							
Barrington Dist 1	Total	2220	1	0.05	1								
Barrington Mail-In Ballot	Total	0	908	0.00	789	1							
Barrington Provisional	Total	0	148	0.00	137	2							
Barrington Emergency Ballots	Total	0	0	0.00									
Barrington Borough	Total	2220	1057	47.61	927	3							
Total - TC-Emergency		2220	0	0.00									
Total - TC-Machine		2220	1	0.05	1								
Total - TC-Mail-In Ballot		2220	908	40.90	789	1							
Total - TC-Provisional		2220	148	6.67	137	2							
Total - TC-Rejected Ballots		2220	0	0.00									
Contest Total		2220	1057	47.61	927	3							

Barrington Council - DEM

		Registered	Ballots Cast	Turnout (%)	Vincent CERRITO	Kyle HANSON	Write-In							
Barrington Dist 1	Total	2220	1	0.05	1	1								
Barrington Mail-In Ballot	Total	0	908	0.00	805	804								
Barrington Provisional	Total	0	148	0.00	132	136	4							
Barrington Emergency Ballots	Total	0	0	0.00										
Barrington Borough	Total	2220	1057	47.61	938	941	4							
Total - TC-Emergency		2220	0	0.00										
Total - TC-Machine		2220	1	0.05	1	1								
Total - TC-Mail-In Ballot		2220	908	40.90	805	804								
Total - TC-Provisional		2220	148	6.67	132	136	4							
Total - TC-Rejected Ballots		2220	0	0.00										
Contest Total		2220	1057	47.61	938	941	4							

Bellmawr Council - DEM

		Registered	Ballots Cast	Turnout (%)	James F. D'ANGELO	Paul T. DE ANGELIS	Write-In						
Bellmawr Dist 1	Total	3972	1	0.03	1	1							
Bellmawr Mail-In Ballot	Total	0	1265	0.00	1125	1110	15						
Bellmawr Provisional	Total	0	187	0.00	162	157	3						
Bellmawr Emergency Ballots	Total	0	0	0.00									
Bellmawr Borough	Total	3972	1453	36.58	1288	1268	18						
Total - TC-Emergency		3972	0	0.00									
Total - TC-Machine		3972	1	0.03	1	1							
Total - TC-Mail-In Ballot		3972	1265	31.85	1125	1110	15						
Total - TC-Provisional		3972	187	4.71	162	157	3						
Total - TC-Rejected Ballots		3972	0	0.00									
Contest Total		3972	1453	36.58	1288	1268	18						

Berlin Boro Council UNEX - DEM

		Registered	Ballots Cast	Turnout (%)	Write-In								
Berlin Boro Dist 1	Total	1901	0	0.00									
Berlin Boro Mail-In Ballot	Total	0	722	0.00	8								
Berlin Boro Provisional	Total	0	87	0.00	2								
Berlin Boro Emergency Ballots	Total	0	0	0.00									
Berlin Borough	Total	1901	809	42.56	10								
Total - TC-Emergency		1901	0	0.00									
Total - TC-Machine		1901	0	0.00									
Total - TC-Mail-In Ballot		1901	722	37.98	8								
Total - TC-Provisional		1901	87	4.58	2								
Total - TC-Rejected Ballots		1901	0	0.00									
Contest Total		1901	809	42.56	10								

Berlin Boro Council - DEM

		Registered	Ballots Cast	Turnout (%)	Write-In								
Berlin Boro Dist 1	Total	1901	0	0.00									
Berlin Boro Mail-In Ballot	Total	0	722	0.00	5								
Berlin Boro Provisional	Total	0	87	0.00	2								
Berlin Boro Emergency Ballots	Total	0	0	0.00									
Berlin Borough	Total	1901	809	42.56	7								
Total - TC-Emergency		1901	0	0.00									
Total - TC-Machine		1901	0	0.00									
Total - TC-Mail-In Ballot		1901	722	37.98	5								
Total - TC-Provisional		1901	87	4.58	2								
Total - TC-Rejected Ballots		1901	0	0.00									
Contest Total		1901	809	42.56	7								

Brooklawn Council - DEM

		Registered	Ballots Cast	Turnout (%)	Jerry D. GRANSTROM	Michael MEVOLI	Write-In							
Brooklawn Dist 1	Total	572	1	0.17	1	1								
Brooklawn Mail-In Ballot	Total	0	180	0.00	168	171	1							
Brooklawn Provisional	Total	0	23	0.00	21	17	1							
Brooklawn Emergency Ballots	Total	0	0	0.00										
Brooklawn Borough	Total	572	204	35.66	190	189	2							
Total - TC-Emergency		572	0	0.00										
Total - TC-Machine		572	1	0.17	1	1								
Total - TC-Mail-In Ballot		572	180	31.47	168	171	1							
Total - TC-Provisional		572	23	4.02	21	17	1							
Total - TC-Rejected Ballots		572	0	0.00										
Contest Total		572	204	35.66	190	189	2							

Chesilhurst Council - DEM

		Registered	Ballots Cast	Turnout (%)	Karen CHEW	Maria C. LITTLES	Pearlie C. LEE	Cathleen JORDAN	Write-In					
Chesilhurst Dist 1	Total	657	0	0.00										
Chesilhurst Mail-In Ballot	Total	0	260	0.00	150	104	91	69						
Chesilhurst Provisional	Total	0	43	0.00	22	17	9	8						
Chesilhurst Emergency Ballots	Total	0	0	0.00										
Chesilhurst Borough	Total	657	303	46.12	172	121	100	77						
Total - TC-Emergency		657	0	0.00										
Total - TC-Machine		657	0	0.00										
Total - TC-Mail-In Ballot		657	260	39.57	150	104	91	69						
Total - TC-Provisional		657	43	6.54	22	17	9	8						
Total - TC-Rejected Ballots		657	0	0.00										
Contest Total		657	303	46.12	172	121	100	77						

Clementon Council - DEM

		Registered	Ballots Cast	Turnout (%)	Holly STROBL	Write-In								
Clementon Dist 1	Total	1481	3	0.20	2									
Clementon Mail-In Ballot	Total	0	458	0.00	409	14								
Clementon Provisional	Total	0	90	0.00	76	6								
Clementon Emergency Ballots	Total	0	0	0.00										
Clementon Borough	Total	1481	551	37.20	487	20								
Total - TC-Emergency		1481	0	0.00										
Total - TC-Machine		1481	3	0.20	2									
Total - TC-Mail-In Ballot		1481	458	30.93	409	14								
Total - TC-Provisional		1481	90	6.08	76	6								
Total - TC-Rejected Ballots		1481	0	0.00										
Contest Total		1481	551	37.20	487	20								

Gibbsboro Council - DEM

		Registered	Ballots Cast	Turnout (%)	Write-In								
Gibbsboro Dist 1	Total	738	0	0.00									
Gibbsboro Mail-In Ballot	Total	0	302	0.00	7								
Gibbsboro Provisional	Total	0	33	0.00									
Gibbsboro Emergency Ballots	Total	0	0	0.00									
Gibbsboro Borough	Total	738	335	45.39	7								
Total - TC-Emergency		738	0	0.00									
Total - TC-Machine		738	0	0.00									
Total - TC-Mail-In Ballot		738	302	40.92	7								
Total - TC-Provisional		738	33	4.47									
Total - TC-Rejected Ballots		738	0	0.00									
Contest Total		738	335	45.39	7								

Haddon Heights Council - DEM

		Registered	Ballots Cast	Turnout (%)	Stephanie C. MADDEN	Regina M. PHILLIPS	Write-In						
Haddon Heights Dist 1	Total	2695	0	0.00									
Haddon Heights Mail-In Ballot	Total	0	1325	0.00	1211	1195	9						
Haddon Heights Provisional	Total	0	134	0.00	117	119	2						
Haddon Heights Emergency Ballots	Total	0	0	0.00									
Haddon Heights Borough	Total	2695	1459	54.14	1328	1314	11						
Total - TC-Emergency		2695	0	0.00									
Total - TC-Machine		2695	0	0.00									
Total - TC-Mail-In Ballot		2695	1325	49.17	1211	1195	9						
Total - TC-Provisional		2695	134	4.97	117	119	2						
Total - TC-Rejected Ballots		2695	0	0.00									
Contest Total		2695	1459	54.14	1328	1314	11						

Hi-Nella Council - DEM

		Registered	Ballots Cast	Turnout (%)	Cindy M/C COY	Write-In								
Hi-Nella Dist 1	Total	320	0	0.00										
Hi Nella Mail-In Ballot	Total	0	91	0.00	79									
Hi Nella Provisional	Total	0	26	0.00	25									
Hi Nella Emergency Ballots	Total	0	0	0.00										
Hi-Nella Borough	Total	320	117	36.56	104									
Total - TC-Emergency		320	0	0.00										
Total - TC-Machine		320	0	0.00										
Total - TC-Mail-In Ballot		320	91	28.44	79									
Total - TC-Provisional		320	26	8.13	25									
Total - TC-Rejected Ballots		320	0	0.00										
Contest Total		320	117	36.56	104									

Laurel Springs Council - DEM

		Registered	Ballots Cast	Turnout (%)	Joseph A. CRUZ	Write-In							
Laurel Springs Dist 1	Total	645	0	0.00									
Laurel Springs Mail-In Ballot	Total	0	238	0.00	218	11							
Laurel Springs Provisional	Total	0	38	0.00	34	2							
Laurel Springs Emergency Ballots	Total	0	0	0.00									
Laurel Springs Borough	Total	645	276	42.79	252	13							
Total - TC-Emergency		645	0	0.00									
Total - TC-Machine		645	0	0.00									
Total - TC-Mail-In Ballot		645	238	36.90	218	11							
Total - TC-Provisional		645	38	5.89	34	2							
Total - TC-Rejected Ballots		645	0	0.00									
Contest Total		645	276	42.79	252	13							

Lawnside Council - DEM

		Registered	Ballots Cast	Turnout (%)	Rhonda WARDLOW-HURLEY	Eric J. WILCOX, SR.	Ervin MEARS	Christopher L. RAINES	Write-In				
Lawnside Dist 1	Total	1720	0	0.00									
Lawnside Mail-In Ballot	Total	0	712	0.00	389	373	280	288					
Lawnside Provisional	Total	0	224	0.00	110	102	99	92					
Lawnside Emergency Ballots	Total	0	0	0.00									
Lawnside Borough	Total	1720	936	54.42	499	475	379	380					
Total - TC-Emergency		1720	0	0.00									
Total - TC-Machine		1720	0	0.00									
Total - TC-Mail-In Ballot		1720	712	41.40	389	373	280	288					
Total - TC-Provisional		1720	224	13.02	110	102	99	92					
Total - TC-Rejected Ballots		1720	0	0.00									
Contest Total		1720	936	54.42	499	475	379	380					

Lindenwold Council - DEM

		Registered	Ballots Cast	Turnout (%)	Linda HESS	Sandra L. SINON	Write-In							
Lindenwold Dist 1	Total	5883	0	0.00										
Lindenwold Mail-In Ballot	Total	0	1938	0.00	1755	1745	23							
Lindenwold Provisional	Total	0	403	0.00	357	349								
Lindenwold Emergency Ballots	Total	0	0	0.00										
Lindenwold Borough	Total	5883	2341	39.79	2112	2094	23							
Total - TC-Emergency		5883	0	0.00										
Total - TC-Machine		5883	0	0.00										
Total - TC-Mail-In Ballot		5883	1938	32.94	1755	1745	23							
Total - TC-Provisional		5883	403	6.85	357	349								
Total - TC-Rejected Ballots		5883	0	0.00										
Contest Total		5883	2341	39.79	2112	2094	23							

Magnolia Council - DEM

		Registered	Ballots Cast	Turnout (%)	Mary F. MARTZ	Steven WHALEN	Write-In							
Magnolia Dist 1	Total	1535	0	0.00										
Magnolia Mail-In Ballot	Total	0	542	0.00	490	480	3							
Magnolia Provisional	Total	0	125	0.00	113	112								
Magnolia Emergency Ballots	Total	0	0	0.00										
Magnolia Borough	Total	1535	667	43.45	603	592	3							
Total - TC-Emergency		1535	0	0.00										
Total - TC-Machine		1535	0	0.00										
Total - TC-Mail-In Ballot		1535	542	35.31	490	480	3							
Total - TC-Provisional		1535	125	8.14	113	112								
Total - TC-Rejected Ballots		1535	0	0.00										
Contest Total		1535	667	43.45	603	592	3							

Merchantville Council - DEM

		Registered	Ballots Cast	Turnout (%)	Andrew O. MC LOONE	Sean FITZGERALD	Write-In						
Merchantville Dist 1	Total	1365	0	0.00									
Merchantville Mail-In Ballot	Total	0	511	0.00	450	451	6						
Merchantville Provisional	Total	0	86	0.00	76	74							
Merchantville Emergency Ballots	Total	0	0	0.00									
Merchantville Borough	Total	1365	597	43.74	526	525	6						
Total - TC-Emergency		1365	0	0.00									
Total - TC-Machine		1365	0	0.00									
Total - TC-Mail-In Ballot		1365	511	37.44	450	451	6						
Total - TC-Provisional		1365	86	6.30	76	74							
Total - TC-Rejected Ballots		1365	0	0.00									
Contest Total		1365	597	43.74	526	525	6						

Oaklyn Council UNEX - DEM

		Registered	Ballots Cast	Turnout (%)	Nancy MAC GREGOR	Write-In								
Oaklyn Dist 1	Total	1545	0	0.00										
Oaklyn Mail-In Ballot	Total	0	598	0.00	531	3								
Oaklyn Provisional	Total	0	94	0.00	85	1								
Oaklyn Emergency Ballots	Total	0	0	0.00										
Oaklyn Borough	Total	1545	692	44.79	616	4								
Total - TC-Emergency		1545	0	0.00										
Total - TC-Machine		1545	0	0.00										
Total - TC-Mail-In Ballot		1545	598	38.71	531	3								
Total - TC-Provisional		1545	94	6.08	85	1								
Total - TC-Rejected Ballots		1545	0	0.00										
Contest Total		1545	692	44.79	616	4								

Oaklyn Council - DEM

		Registered	Ballots Cast	Turnout (%)	Dorothy VALIANTTI	Charles LEHMAN	Write-In							
Oaklyn Dist 1	Total	1545	0	0.00										
Oaklyn Mail-In Ballot	Total	0	598	0.00	538	535	10							
Oaklyn Provisional	Total	0	94	0.00	86	87								
Oaklyn Emergency Ballots	Total	0	0	0.00										
Oaklyn Borough	Total	1545	692	44.79	624	622	10							
Total - TC-Emergency		1545	0	0.00										
Total - TC-Machine		1545	0	0.00										
Total - TC-Mail-In Ballot		1545	598	38.71	538	535	10							
Total - TC-Provisional		1545	94	6.08	86	87								
Total - TC-Rejected Ballots		1545	0	0.00										
Contest Total		1545	692	44.79	624	622	10							

Pennsauken Twp. Committee - DEM

		Registered	Ballots Cast	Turnout (%)	Tim KILLION	Vince MARTINEZ	Write-In							
Pennsauken Dist 1	Total	13177	22	0.17	18	20								
Pennsauken Mail-In Ballot	Total	0	4535	0.00	3992	4058	24							
Pennsauken Provisional	Total	0	1101	0.00	892	954	4							
Pennsauken Emergency Ballots	Total	0	0	0.00										
Pennsauken Twp	Total	13177	5658	42.94	4902	5032	28							
Total - TC-Emergency		13177	0	0.00										
Total - TC-Machine		13177	22	0.17	18	20								
Total - TC-Mail-In Ballot		13177	4535	34.42	3992	4058	24							
Total - TC-Provisional		13177	1101	8.36	892	954	4							
Total - TC-Rejected Ballots		13177	0	0.00										
Contest Total		13177	5658	42.94	4902	5032	28							

Pine Hill Council - DEM

		Registered	Ballots Cast	Turnout (%)	Charles W. JAXEL, JR.	Patricia L. CORRY-GAFT	Write-In							
Pine Hill Dist 1	Total	3466	0	0.00										
Pine Hill Mail-In Ballot	Total	0	1125	0.00	1003	1025	7							
Pine Hill Provisional	Total	0	268	0.00	240	241	3							
Pine Hill Emergency Ballots	Total	0	0	0.00										
Pine Hill Borough	Total	3466	1393	40.19	1243	1266	10							
Total - TC-Emergency		3466	0	0.00										
Total - TC-Machine		3466	0	0.00										
Total - TC-Mail-In Ballot		3466	1125	32.46	1003	1025	7							
Total - TC-Provisional		3466	268	7.73	240	241	3							
Total - TC-Rejected Ballots		3466	0	0.00										
Contest Total		3466	1393	40.19	1243	1266	10							

Runnemedede Council - DEM

		Registered	Ballots Cast	Turnout (%)	John RANIERI	Patricia TARTAGLIA-PASSIO	Write-In						
Runnemedede Dist 1	Total	3070	0	0.00									
Runnemedede Mail-In Ballot	Total	0	998	0.00	896	893	16						
Runnemedede Provisional	Total	0	122	0.00	99	104	4						
Runnemedede Emergency Ballots	Total	0	0	0.00									
Runnemedede Borough	Total	3070	1120	36.48	995	997	20						
Total - TC-Emergency		3070	0	0.00									
Total - TC-Machine		3070	0	0.00									
Total - TC-Mail-In Ballot		3070	998	32.51	896	893	16						
Total - TC-Provisional		3070	122	3.97	99	104	4						
Total - TC-Rejected Ballots		3070	0	0.00									
Contest Total		3070	1120	36.48	995	997	20						

Somerdale Council - DEM

		Registered	Ballots Cast	Turnout (%)	James J. PERRY	Larry SEFCHICK	Write-In							
Somerdale Dist 1	Total	2145	0	0.00										
Somerdale Mail-In Ballot	Total	0	725	0.00	661	639	7							
Somerdale Provisional	Total	0	186	0.00	162	155	1							
Somerdale Emergency Ballots	Total	0	0	0.00										
Somerdale Borough	Total	2145	911	42.47	823	794	8							
Total - TC-Emergency		2145	0	0.00										
Total - TC-Machine		2145	0	0.00										
Total - TC-Mail-In Ballot		2145	725	33.80	661	639	7							
Total - TC-Provisional		2145	186	8.67	162	155	1							
Total - TC-Rejected Ballots		2145	0	0.00										
Contest Total		2145	911	42.47	823	794	8							

Stratford Council UNEX - DEM

		Registered	Ballots Cast	Turnout (%)	Stephen C. GANDY	Write-In							
Stratford Dist 1	Total	2137	0	0.00									
Stratford Mail-In Ballot	Total	0	790	0.00	700	3							
Stratford Provisional	Total	0	96	0.00	88								
Stratford Emergency Ballots	Total	0	0	0.00									
Stratford Borough	Total	2137	886	41.46	788	3							
Total - TC-Emergency		2137	0	0.00									
Total - TC-Machine		2137	0	0.00									
Total - TC-Mail-In Ballot		2137	790	36.97	700	3							
Total - TC-Provisional		2137	96	4.49	88								
Total - TC-Rejected Ballots		2137	0	0.00									
Contest Total		2137	886	41.46	788	3							

Stratford Council - DEM

		Registered	Ballots Cast	Turnout (%)	Pat GILLIGAN	Michael G. TOLOMEO	Write-In							
Stratford Dist 1	Total	2137	0	0.00										
Stratford Mail-In Ballot	Total	0	790	0.00	704	686	11							
Stratford Provisional	Total	0	96	0.00	86	86								
Stratford Emergency Ballots	Total	0	0	0.00										
Stratford Borough	Total	2137	886	41.46	790	772	11							
Total - TC-Emergency		2137	0	0.00										
Total - TC-Machine		2137	0	0.00										
Total - TC-Mail-In Ballot		2137	790	36.97	704	686	11							
Total - TC-Provisional		2137	96	4.49	86	86								
Total - TC-Rejected Ballots		2137	0	0.00										
Contest Total		2137	886	41.46	790	772	11							

Voorhees Twp. Committee - DEM

		Registered	Ballots Cast	Turnout (%)	Michael R. MIGNOGNA	Harry A. PLATT	Write-In						
Voorhees Dist 1	Total	9953	1	0.01									
Voorhees Mail-In Ballot	Total	0	4233	0.00	3859	3828	20						
Voorhees Provisional	Total	0	442	0.00	408	401							
Voorhees Emergency Ballots	Total	0	0	0.00									
Voorhees Twp	Total	9953	4676	46.98	4267	4229	20						
Total - TC-Emergency		9953	0	0.00									
Total - TC-Machine		9953	1	0.01									
Total - TC-Mail-In Ballot		9953	4233	42.53	3859	3828	20						
Total - TC-Provisional		9953	442	4.44	408	401							
Total - TC-Rejected Ballots		9953	0	0.00									
Contest Total		9953	4676	46.98	4267	4229	20						

Waterford Twp. Committee - DEM

		Registered	Ballots Cast	Turnout (%)	Richard T. YEATMAN, SR.	Rita HANNA	Write-In						
Waterford Dist 1	Total	2785	1	0.04		1							
Waterford Mail-In Ballot	Total	0	1010	0.00	870	880	6						
Waterford Provisional	Total	0	79	0.00	56	65	4						
Waterford Emergency Ballots	Total	0	0	0.00									
Waterford Twp	Total	2785	1090	39.14	926	946	10						
Total - TC-Emergency		2785	0	0.00									
Total - TC-Machine		2785	1	0.04		1							
Total - TC-Mail-In Ballot		2785	1010	36.27	870	880	6						
Total - TC-Provisional		2785	79	2.84	56	65	4						
Total - TC-Rejected Ballots		2785	0	0.00									
Contest Total		2785	1090	39.14	926	946	10						

Winslow Twp. Committee Ward 1 - DEM

		Registered	Ballots Cast	Turnout (%)	Edward J. PLECZYNSKI	Write-In							
Winslow W1 D1	Total	2597	0	0.00									
Winslow Ward 1 Mail-In Ballot	Total	0	884	0.00	804	7							
Winslow Ward 1 Provisional	Total	0	158	0.00	142								
Winslow W1 Emergency Ballots	Total	0	0	0.00									
Winslow Twp	Total	2597	1042	40.12	946	7							
Total - TC-Emergency		2597	0	0.00									
Total - TC-Machine		2597	0	0.00									
Total - TC-Mail-In Ballot		2597	884	34.04	804	7							
Total - TC-Provisional		2597	158	6.08	142								
Total - TC-Rejected Ballots		2597	0	0.00									
Contest Total		2597	1042	40.12	946	7							

Winslow Twp. Committee Ward 2 - DEM

		Registered	Ballots Cast	Turnout (%)	Evelyn M. LEVERETT	Write-In							
Winslow W2 D1	Total	3854	0	0.00									
Winslow Ward 2 Mail-In Ballot	Total	0	1316	0.00	1235	4							
Winslow Ward 2 Provisional	Total	0	288	0.00	257	1							
Winslow W2 Mail-In Ballot Rejected	Total	0	0	0.00									
Winslow W2 Provisional Rejected	Total	0	0	0.00									
Winslow W2 Emergency Ballots	Total	0	0	0.00									
Winslow Twp	Total	3854	1604	41.62	1492	5							
Total - TC-Emergency		3854	0	0.00									
Total - TC-Machine		3854	0	0.00									
Total - TC-Mail-In Ballot		3854	1316	34.15	1235	4							
Total - TC-Provisional		3854	288	7.47	257	1							
Total - TC-Rejected Ballots		3854	0	0.00									
Contest Total		3854	1604	41.62	1492	5							

Winslow Twp. Committee Ward 3 - DEM

		Registered	Ballots Cast	Turnout (%)	Marie D. LAWRENCE	Joe THOMAS	Write-In						
Winslow W3 D1	Total	4339	1	0.02	1								
Winslow Ward 3 Mail-In Ballot	Total	0	1459	0.00	1232	162	1						
Winslow Ward 3 Provisional	Total	0	468	0.00	293	126							
Winslow W3 Mail-In Ballot Rejected	Total	0	0	0.00									
Winslow W3 Provisional Rejected	Total	0	0	0.00									
Winslow W3 Emergency Ballots	Total	0	0	0.00									
Winslow Twp	Total	4339	1928	44.43	1526	288	1						
Total - TC-Emergency		4339	0	0.00									
Total - TC-Machine		4339	1	0.02	1								
Total - TC-Mail-In Ballot		4339	1459	33.63	1232	162	1						
Total - TC-Provisional		4339	468	10.79	293	126							
Total - TC-Rejected Ballots		4339	0	0.00									
Contest Total		4339	1928	44.43	1526	288	1						

Winslow Twp. Committee Ward 4 - DEM

		Registered	Ballots Cast	Turnout (%)	Charles FLAMINI	Write-In							
Winslow W4 D1	Total	3911	2	0.05	2								
Winslow Ward 4 Mail-In Ballot	Total	0	1484	0.00	1365	13							
Winslow Ward 4 Provisional	Total	0	320	0.00	279	2							
Winslow W4 Mail-In Ballot Rejected	Total	0	0	0.00									
Winslow W4 Provisional Rejected	Total	0	0	0.00									
Winslow W4 Emergency Ballots	Total	0	0	0.00									
Winslow Twp	Total	3911	1806	46.18	1646	15							
Total - TC-Emergency		3911	0	0.00									
Total - TC-Machine		3911	2	0.05	2								
Total - TC-Mail-In Ballot		3911	1484	37.94	1365	13							
Total - TC-Provisional		3911	320	8.18	279	2							
Total - TC-Rejected Ballots		3911	0	0.00									
Contest Total		3911	1806	46.18	1646	15							

Woodlynne Council - DEM

		Registered	Ballots Cast	Turnout (%)	Pablo FUENTES	Lavar E. EDWARDS	Write-In						
Woodlynne Dist 1	Total	945	0	0.00									
Woodlynne Mail-In Ballot	Total	0	210	0.00	141	154	58						
Woodlynne Provisional	Total	0	67	0.00	53	54	6						
Woodlynne Emergency Ballots	Total	0	0	0.00									
Woodlynne Borough	Total	945	277	29.31	194	208	64						
Total - TC-Emergency		945	0	0.00									
Total - TC-Machine		945	0	0.00									
Total - TC-Mail-In Ballot		945	210	22.22	141	154	58						
Total - TC-Provisional		945	67	7.09	53	54	6						
Total - TC-Rejected Ballots		945	0	0.00									
Contest Total		945	277	29.31	194	208	64						

US President - REP

		Registered	Ballots Cast	Turnout (%)	Donald J. TRUMP	Write-In								
Audubon Boro Dist 1	Total	1331	0	0.00										
Audubon Boro Mail-In Ballot	Total	0	295	0.00	254	14								
Audubon Boro Provisional	Total	0	123	0.00	118									
Audubon Boro Emergency Ballots	Total	0	0	0.00										
Audubon Borough	Total	1331	418	31.40	372	14								
Audubon Park Dist 1	Total	118	0	0.00										
Audubon Park Mail-In Ballot	Total	0	41	0.00	38	2								
Audubon Park Provisional	Total	0	21	0.00	18	1								
Audubon Park Emergency Ballots	Total	0	0	0.00										
Audubon Park Borough	Total	118	62	52.54	56	3								
Barrington Dist 1	Total	1001	1	0.10	1									
Barrington Mail-In Ballot	Total	0	299	0.00	253	10								
Barrington Provisional	Total	0	50	0.00	43	3								
Barrington Emergency Ballots	Total	0	0	0.00										
Barrington Borough	Total	1001	350	34.97	297	13								
Bellmawr Dist 1	Total	1299	0	0.00										
Bellmawr Mail-In Ballot	Total	0	275	0.00	247	9								
Bellmawr Provisional	Total	0	98	0.00	89	1								
Bellmawr Emergency Ballots	Total	0	0	0.00										
Bellmawr Borough	Total	1299	373	28.71	336	10								
Berlin Boro Dist 1	Total	1392	0	0.00										
Berlin Boro Mail-In Ballot	Total	0	365	0.00	335	11								
Berlin Boro Provisional	Total	0	111	0.00	104	2								
Berlin Boro Emergency Ballots	Total	0	0	0.00										
Berlin Borough	Total	1392	476	34.20	439	13								
Berlin Twp Dist 1	Total	785	1	0.13										
Berlin Twp Mail-In Ballot	Total	0	204	0.00	182	13								
Berlin Twp Provisional	Total	0	67	0.00	63	1								
Berlin Twp Emergency Ballots	Total	0	0	0.00										
Berlin Township	Total	785	272	34.65	245	14								
Brooklawn Dist 1	Total	190	0	0.00										
Brooklawn Mail-In Ballot	Total	0	31	0.00	28									

US President - REP

		Registered	Ballots Cast	Turnout (%)	Donald J. TRUMP	Write-In								
Brooklawn Provisional	Total	0	27	0.00	24									
Brooklawn Emergency Ballots	Total	0	0	0.00										
Brooklawn Borough	Total	190	58	30.53	52									
Camden City W1 D1	Total	431	0	0.00										
Camden City Ward 1 Mail-In Ballot	Total	0	35	0.00	20	4								
Camden City Ward 1 Provisional	Total	0	16	0.00	10	1								
Camden City W1 Emergency Ballots	Total	0	0	0.00										
Camden City W2 D1	Total	427	0	0.00										
Camden City Ward 2 Mail-In Ballot	Total	0	33	0.00	23	4								
Camden City Ward 2 Provisional	Total	0	15	0.00	11	1								
Camden City W2 Emergency Ballots	Total	0	0	0.00										
Camden City W3 D1	Total	510	0	0.00										
Camden City Ward 3 Mail-In Ballot	Total	0	32	0.00	26	1								
Camden City Ward 3 Provisional	Total	0	9	0.00	7	1								
Camden City W3 Emergency Ballots	Total	0	0	0.00										
Camden City W4 D1	Total	506	0	0.00										
Camden City Ward 4 Mail-In Ballot	Total	0	31	0.00	25									
Camden City Ward 4 Provisional	Total	0	16	0.00	10	1								
Camden City W4 Emergency Ballots	Total	0	0	0.00										
Camden City	Total	1874	187	9.98	132	13								
Cherry Hill Dist 1	Total	10573	0	0.00										
Cherry Hill Mail-In Ballot	Total	0	2676	0.00	2239	191								
Cherry Hill Provisional	Total	0	636	0.00	591	12								
Cherry Hill Emergency Ballots	Total	0	0	0.00										
Cherry Hill Twp	Total	10573	3312	31.33	2830	203								
Chesilhurst Dist 1	Total	145	0	0.00										
Chesilhurst Mail-In Ballot	Total	0	50	0.00	47	1								
Chesilhurst Provisional	Total	0	8	0.00	8									
Chesilhurst Emergency Ballots	Total	0	0	0.00										
Chesilhurst Borough	Total	145	58	40.00	55	1								

US President - REP

		Registered	Ballots Cast	Turnout (%)	Donald J. TRUMP	Write-In								
Clementon Dist 1	Total	539	0	0.00										
Clementon Mail-In Ballot	Total	0	135	0.00	122	2								
Clementon Provisional	Total	0	49	0.00	47	1								
Clementon Emergency Ballots	Total	0	0	0.00										
Clementon Borough	Total	539	184	34.14	169	3								
Collingswood Dist 1	Total	1504	0	0.00										
Collingswood Mail-In Ballot	Total	0	345	0.00	273	28								
Collingswood Provisional	Total	0	122	0.00	110	3								
Collingswood Emergency Ballots	Total	0	0	0.00										
Collingswood Borough	Total	1504	467	31.05	383	31								
Gibbsboro Dist 1	Total	400	0	0.00										
Gibbsboro Mail-In Ballot	Total	0	104	0.00	94	3								
Gibbsboro Provisional	Total	0	31	0.00	31									
Gibbsboro Emergency Ballots	Total	0	0	0.00										
Gibbsboro Borough	Total	400	135	33.75	125	3								
Gloucester City W1 D1	Total	308	1	0.32	1									
Gloucester City Ward 1 Mail-In Ballot	Total	0	58	0.00	53	2								
Gloucester City Ward 1 Provisional	Total	0	30	0.00	29									
Gloucester City W1 Emergency Ballots	Total	0	0	0.00										
Gloucester City W2 D1	Total	377	0	0.00										
Gloucester City Ward 2 Mail-In Ballot	Total	0	80	0.00	72	3								
Gloucester City Ward 2 Provisional	Total	0	36	0.00	34									
Gloucester City W2 Emergency Ballots	Total	0	0	0.00										
Gloucester City W3 D1	Total	317	0	0.00										
Gloucester City Ward 3 Mail-In Ballot	Total	0	76	0.00	74	1								
Gloucester City Ward 3 Provisional	Total	0	22	0.00	22									
Gloucester City W3 Emergency Ballots	Total	0	0	0.00										
Gloucester City	Total	1002	303	30.24	285	6								
Gloucester Twp Dist 1	Total	8467	3	0.04	3									
Gloucester Twp Mail-In Ballot	Total	0	2142	0.00	1953	84								
Gloucester Twp Provisional	Total	0	638	0.00	614	5								

US President - REP

		Registered	Ballots Cast	Turnout (%)	Donald J. TRUMP	Write-In								
Gloucester Twp Emergency Ballots	Total	0	0	0.00										
Gloucester Twp	Total	8467	2783	32.87	2570	89								
Haddon Twp Dist 1	Total	2404	0	0.00										
Haddon Twp Mail-In Ballot	Total	0	578	0.00	479	51								
Haddon Twp Provisional	Total	0	139	0.00	133	1								
Haddon Twp Emergency Ballots	Total	0	0	0.00										
Haddon Twp	Total	2404	717	29.83	612	52								
Haddonfield Dist 1	Total	2385	0	0.00										
Haddonfield Mail-In Ballot	Total	0	550	0.00	429	61								
Haddonfield Provisional	Total	0	146	0.00	124	4								
Haddonfield Emergency Ballots	Total	0	0	0.00										
Haddonfield Borough	Total	2385	696	29.18	553	65								
Haddon Heights Dist 1	Total	1414	0	0.00										
Haddon Heights Mail-In Ballot	Total	0	341	0.00	280	17								
Haddon Heights Provisional	Total	0	112	0.00	100	5								
Haddon Heights Emergency Ballots	Total	0	0	0.00										
Haddon Heights Borough	Total	1414	453	32.04	380	22								
Hi-Nella Dist 1	Total	90	0	0.00										
Hi Nella Mail-In Ballot	Total	0	15	0.00	14	1								
Hi Nella Provisional	Total	0	8	0.00	5									
Hi Nella Emergency Ballots	Total	0	0	0.00										
Hi-Nella Borough	Total	90	23	25.56	19	1								
Laurel Springs Dist 1	Total	319	0	0.00										
Laurel Springs Mail-In Ballot	Total	0	74	0.00	62	3								
Laurel Springs Provisional	Total	0	27	0.00	24	1								
Laurel Springs Emergency Ballots	Total	0	0	0.00										
Laurel Springs Borough	Total	319	101	31.66	86	4								
Lawnside Dist 1	Total	80	0	0.00										
Lawnside Mail-In Ballot	Total	0	18	0.00	8									
Lawnside Provisional	Total	0	1	0.00										

US President - REP

		Registered	Ballots Cast	Turnout (%)	Donald J. TRUMP	Write-In								
Lawnside Emergency Ballots	Total	0	0	0.00										
Lawnside Borough	Total	80	19	23.75	8									
Lindenwold Dist 1	Total	1022	0	0.00										
Lindenwold Mail-In Ballot	Total	0	255	0.00	240	4								
Lindenwold Provisional	Total	0	54	0.00	50	1								
Lindenwold Emergency Ballots	Total	0	0	0.00										
Lindenwold Borough	Total	1022	309	30.23	290	5								
Magnolia Dist 1	Total	523	1	0.19	1									
Magnolia Mail-In Ballot	Total	0	122	0.00	109	3								
Magnolia Provisional	Total	0	34	0.00	32									
Magnolia Emergency Ballots	Total	0	0	0.00										
Magnolia Borough	Total	523	157	30.02	142	3								
Merchantville Dist 1	Total	476	0	0.00										
Merchantville Mail-In Ballot	Total	0	98	0.00	85	2								
Merchantville Provisional	Total	0	32	0.00	30	1								
Merchantville Emergency Ballots	Total	0	0	0.00										
Merchantville Borough	Total	476	130	27.31	115	3								
Mt Ephraim Dist 1	Total	623	0	0.00										
Mt. Ephraim Mail-In Ballot	Total	0	166	0.00	144	10								
Mt. Ephraim Provisional	Total	0	54	0.00	49									
Mt. Ephraim Emergency Ballots	Total	0	0	0.00										
Mount Ephraim Borough	Total	623	220	35.31	193	10								
Oaklyn Dist 1	Total	512	0	0.00										
Oaklyn Mail-In Ballot	Total	0	116	0.00	100	7								
Oaklyn Provisional	Total	0	36	0.00	35									
Oaklyn Emergency Ballots	Total	0	0	0.00										
Oaklyn Borough	Total	512	152	29.69	135	7								
Pennsauken Dist 1	Total	2765	7	0.25	4									
Pennsauken Mail-In Ballot	Total	0	648	0.00	578	31								
Pennsauken Provisional	Total	0	189	0.00	179	5								
Pennsauken Emergency Ballots	Total	0	0	0.00										

US President - REP

		Registered	Ballots Cast	Turnout (%)	Donald J. TRUMP	Write-In								
Pennsauken Twp	Total	2765	844	30.52	761	36								
Pine Hill Dist 1	Total	955	0	0.00										
Pine Hill Mail-In Ballot	Total	0	240	0.00	221	9								
Pine Hill Provisional	Total	0	45	0.00	42	1								
Pine Hill Emergency Ballots	Total	0	0	0.00										
Pine Hill Borough	Total	955	285	29.84	263	10								
Pine Valley Dist 1	Total	8	0	0.00										
Pine Valley Mail-In Ballot	Total	0	8	0.00	6									
Pine Valley Provisional	Total	0	0	0.00										
Pine Valley Emergency Ballots	Total	0	0	0.00										
Pine Valley Borough	Total	8	8	100.00	6									
Runnemede Dist 1	Total	979	0	0.00										
Runnemede Mail-In Ballot	Total	0	243	0.00	228	6								
Runnemede Provisional	Total	0	46	0.00	45									
Runnemede Emergency Ballots	Total	0	0	0.00										
Runnemede Borough	Total	979	289	29.52	273	6								
Somerdale Dist 1	Total	516	0	0.00										
Somerdale Mail-In Ballot	Total	0	112	0.00	103	3								
Somerdale Provisional	Total	0	65	0.00	59	1								
Somerdale Emergency Ballots	Total	0	0	0.00										
Somerdale Borough	Total	516	177	34.30	162	4								
Stratford Dist 1	Total	983	0	0.00										
Stratford Mail-In Ballot	Total	0	264	0.00	226	13								
Stratford Provisional	Total	0	58	0.00	53	2								
Stratford Emergency Ballots	Total	0	0	0.00										
Stratford Borough	Total	983	322	32.76	279	15								
Tavistock Dist 1	Total	0	0	0.00										
Tavistock Mail-In Ballot	Total	0	0	0.00										
Tavistock Provisional	Total	0	0	0.00										
Tavistock Emergency Ballots	Total	0	0	0.00										
Tavistock Borough	Total	0	0	0.00										

US President - REP

		Registered	Ballots Cast	Turnout (%)	Donald J. TRUMP	Write-In								
Voorhees Dist 1	Total	4181	0	0.00										
Voorhees Mail-In Ballot	Total	0	1074	0.00	931	51								
Voorhees Provisional	Total	0	186	0.00	179	2								
Voorhees Emergency Ballots	Total	0	0	0.00										
Voorhees Twp	Total	4181	1260	30.14	1110	53								
Waterford Dist 1	Total	1978	2	0.10	1									
Waterford Mail-In Ballot	Total	0	541	0.00	494	13								
Waterford Provisional	Total	0	181	0.00	173									
Waterford Emergency Ballots	Total	0	0	0.00										
Waterford Twp	Total	1978	724	36.60	668	13								
Winslow W1 D1	Total	1664	0	0.00										
Winslow Ward 1 Mail-In Ballot	Total	0	499	0.00	457	19								
Winslow Ward 1 Provisional	Total	0	152	0.00	150									
Winslow W1 Emergency Ballots	Total	0	0	0.00										
Winslow W2 D1	Total	1279	0	0.00										
Winslow Ward 2 Mail-In Ballot	Total	0	350	0.00	324	19								
Winslow Ward 2 Provisional	Total	0	113	0.00	106	2								
Winslow W2 Mail-In Ballot Rejected	Total	0	0	0.00										
Winslow W2 Provisional Rejected	Total	0	0	0.00										
Winslow W2 Emergency Ballots	Total	0	0	0.00										
Winslow W3 D1	Total	386	0	0.00										
Winslow Ward 3 Mail-In Ballot	Total	0	76	0.00	68	2								
Winslow Ward 3 Provisional	Total	0	24	0.00	22	1								
Winslow W3 Mail-In Ballot Rejected	Total	0	0	0.00										
Winslow W3 Provisional Rejected	Total	0	0	0.00										
Winslow W3 Emergency Ballots	Total	0	0	0.00										
Winslow W4 D1	Total	960	0	0.00										
Winslow Ward 4 Mail-In Ballot	Total	0	221	0.00	201	8								
Winslow Ward 4 Provisional	Total	0	82	0.00	73	2								
Winslow W4 Mail-In Ballot Rejected	Total	0	0	0.00										
Winslow W4 Provisional Rejected	Total	0	0	0.00										
Winslow W4 Emergency Ballots	Total	0	0	0.00										
Winslow Twp	Total	4289	1517	35.37	1401	53								
Woodlynne Dist 1	Total	106	0	0.00										

US President - REP

		Registered	Ballots Cast	Turnout (%)	Donald J. TRUMP	Write-In							
Woodlynne Mail-In Ballot	Total	0	17	0.00	15	2							
Woodlynne Provisional	Total	0	4	0.00	4								
Woodlynne Emergency Ballots	Total	0	0	0.00									
Woodlynne Borough	Total	106	21	19.81	19	2							
Fed Overseas 1st Cong Dist	Total	0	1	0.00	1								
Fed Overseas 2nd Cong Dist	Total	0	0	0.00									
Fed Overseas	Total	0	1	0.00	1								
Total - TC-Emergency		57228	0	0.00									
Total - TC-Machine		57228	16	0.03	11								
Total - TC-Mail-In Ballot		57228	13934	24.35	12161	718							
Total - TC-Provisional		57228	3913	6.84	3650	62							
Total - TC-Rejected Ballots		57228	0	0.00									
Contest Total		57228	17863	31.21	15822	780							

Rep Delegates-1st Delegate District - REP

		Registered	Ballots Cast	Turnout (%)	Cam Co Reg Rep								
Audubon Boro Dist 1	Total	1331	0	0.00									
Audubon Boro Mail-In Ballot	Total	0	295	0.00	236								
Audubon Boro Provisional	Total	0	123	0.00	106								
Audubon Boro Emergency Ballots	Total	0	0	0.00									
Audubon Borough	Total	1331	418	31.40	342								
Audubon Park Dist 1	Total	118	0	0.00									
Audubon Park Mail-In Ballot	Total	0	41	0.00	37								
Audubon Park Provisional	Total	0	21	0.00	17								
Audubon Park Emergency Ballots	Total	0	0	0.00									
Audubon Park Borough	Total	118	62	52.54	54								
Barrington Dist 1	Total	1001	1	0.10	1								
Barrington Mail-In Ballot	Total	0	299	0.00	238								
Barrington Provisional	Total	0	50	0.00	38								
Barrington Emergency Ballots	Total	0	0	0.00									
Barrington Borough	Total	1001	350	34.97	277								
Bellmawr Dist 1	Total	1299	0	0.00									
Bellmawr Mail-In Ballot	Total	0	275	0.00	237								
Bellmawr Provisional	Total	0	98	0.00	79								
Bellmawr Emergency Ballots	Total	0	0	0.00									
Bellmawr Borough	Total	1299	373	28.71	316								
Berlin Boro Dist 1	Total	1392	0	0.00									
Berlin Boro Mail-In Ballot	Total	0	365	0.00	300								
Berlin Boro Provisional	Total	0	111	0.00	91								
Berlin Boro Emergency Ballots	Total	0	0	0.00									
Berlin Borough	Total	1392	476	34.20	391								
Berlin Twp Dist 1	Total	785	1	0.13									
Berlin Twp Mail-In Ballot	Total	0	204	0.00	172								
Berlin Twp Provisional	Total	0	67	0.00	56								
Berlin Twp Emergency Ballots	Total	0	0	0.00									
Berlin Township	Total	785	272	34.65	228								
Brooklawn Dist 1	Total	190	0	0.00									
Brooklawn Mail-In Ballot	Total	0	31	0.00	26								
Brooklawn Provisional	Total	0	27	0.00	22								

Rep Delegates-1st Delegate District - REP

		Registered	Ballots Cast	Turnout (%)	Cam Co Reg Rep								
Brooklawn Emergency Ballots	Total	0	0	0.00									
Brooklawn Borough	Total	190	58	30.53	48								
Camden City W1 D1	Total	431	0	0.00									
Camden City Ward 1 Mail-In Ballot	Total	0	35	0.00	20								
Camden City Ward 1 Provisional	Total	0	16	0.00	8								
Camden City W1 Emergency Ballots	Total	0	0	0.00									
Camden City W2 D1	Total	427	0	0.00									
Camden City Ward 2 Mail-In Ballot	Total	0	33	0.00	20								
Camden City Ward 2 Provisional	Total	0	15	0.00	6								
Camden City W2 Emergency Ballots	Total	0	0	0.00									
Camden City W3 D1	Total	510	0	0.00									
Camden City Ward 3 Mail-In Ballot	Total	0	32	0.00	24								
Camden City Ward 3 Provisional	Total	0	9	0.00	6								
Camden City W3 Emergency Ballots	Total	0	0	0.00									
Camden City W4 D1	Total	506	0	0.00									
Camden City Ward 4 Mail-In Ballot	Total	0	31	0.00	20								
Camden City Ward 4 Provisional	Total	0	16	0.00	8								
Camden City W4 Emergency Ballots	Total	0	0	0.00									
Camden City	Total	1874	187	9.98	112								
Cherry Hill Dist 1	Total	10573	0	0.00									
Cherry Hill Mail-In Ballot	Total	0	2676	0.00	2171								
Cherry Hill Provisional	Total	0	636	0.00	526								
Cherry Hill Emergency Ballots	Total	0	0	0.00									
Cherry Hill Twp	Total	10573	3312	31.33	2697								
Chesilhurst Dist 1	Total	145	0	0.00									
Chesilhurst Mail-In Ballot	Total	0	50	0.00	47								
Chesilhurst Provisional	Total	0	8	0.00	7								
Chesilhurst Emergency Ballots	Total	0	0	0.00									
Chesilhurst Borough	Total	145	58	40.00	54								
Clementon Dist 1	Total	539	0	0.00									

Rep Delegates-1st Delegate District - REP

		Registered	Ballots Cast	Turnout (%)	Cam Co Reg Rep								
Clementon Mail-In Ballot	Total	0	135	0.00	115								
Clementon Provisional	Total	0	49	0.00	39								
Clementon Emergency Ballots	Total	0	0	0.00									
Clementon Borough	Total	539	184	34.14	154								
Collingswood Dist 1	Total	1504	0	0.00									
Collingswood Mail-In Ballot	Total	0	345	0.00	260								
Collingswood Provisional	Total	0	122	0.00	99								
Collingswood Emergency Ballots	Total	0	0	0.00									
Collingswood Borough	Total	1504	467	31.05	359								
Gibbsboro Dist 1	Total	400	0	0.00									
Gibbsboro Mail-In Ballot	Total	0	104	0.00	91								
Gibbsboro Provisional	Total	0	31	0.00	20								
Gibbsboro Emergency Ballots	Total	0	0	0.00									
Gibbsboro Borough	Total	400	135	33.75	111								
Gloucester City W1 D1	Total	308	1	0.32	1								
Gloucester City Ward 1 Mail-In Ballot	Total	0	58	0.00	51								
Gloucester City Ward 1 Provisional	Total	0	30	0.00	25								
Gloucester City W1 Emergency Ballots	Total	0	0	0.00									
Gloucester City W2 D1	Total	377	0	0.00									
Gloucester City Ward 2 Mail-In Ballot	Total	0	80	0.00	66								
Gloucester City Ward 2 Provisional	Total	0	36	0.00	31								
Gloucester City W2 Emergency Ballots	Total	0	0	0.00									
Gloucester City W3 D1	Total	317	0	0.00									
Gloucester City Ward 3 Mail-In Ballot	Total	0	76	0.00	69								
Gloucester City Ward 3 Provisional	Total	0	22	0.00	20								
Gloucester City W3 Emergency Ballots	Total	0	0	0.00									
Gloucester City	Total	1002	303	30.24	263								
Gloucester Twp Dist 1	Total	8467	3	0.04	1								
Gloucester Twp Mail-In Ballot	Total	0	2142	0.00	1838								
Gloucester Twp Provisional	Total	0	638	0.00	552								
Gloucester Twp Emergency Ballots	Total	0	0	0.00									

Rep Delegates-1st Delegate District - REP

		Registered	Ballots Cast	Turnout (%)	Cam Co Reg Rep								
Gloucester Twp	Total	8467	2783	32.87	2391								
Haddon Twp Dist 1	Total	2404	0	0.00									
Haddon Twp Mail-In Ballot	Total	0	578	0.00	463								
Haddon Twp Provisional	Total	0	139	0.00	113								
Haddon Twp Emergency Ballots	Total	0	0	0.00									
Haddon Twp	Total	2404	717	29.83	576								
Haddonfield Dist 1	Total	2385	0	0.00									
Haddonfield Mail-In Ballot	Total	0	550	0.00	417								
Haddonfield Provisional	Total	0	146	0.00	120								
Haddonfield Emergency Ballots	Total	0	0	0.00									
Haddonfield Borough	Total	2385	696	29.18	537								
Haddon Heights Dist 1	Total	1414	0	0.00									
Haddon Heights Mail-In Ballot	Total	0	341	0.00	270								
Haddon Heights Provisional	Total	0	112	0.00	85								
Haddon Heights Emergency Ballots	Total	0	0	0.00									
Haddon Heights Borough	Total	1414	453	32.04	355								
Hi-Nella Dist 1	Total	90	0	0.00									
Hi Nella Mail-In Ballot	Total	0	15	0.00	13								
Hi Nella Provisional	Total	0	8	0.00	4								
Hi Nella Emergency Ballots	Total	0	0	0.00									
Hi-Nella Borough	Total	90	23	25.56	17								
Laurel Springs Dist 1	Total	319	0	0.00									
Laurel Springs Mail-In Ballot	Total	0	74	0.00	60								
Laurel Springs Provisional	Total	0	27	0.00	20								
Laurel Springs Emergency Ballots	Total	0	0	0.00									
Laurel Springs Borough	Total	319	101	31.66	80								
Lawnside Dist 1	Total	80	0	0.00									
Lawnside Mail-In Ballot	Total	0	18	0.00	8								
Lawnside Provisional	Total	0	1	0.00									
Lawnside Emergency Ballots	Total	0	0	0.00									
Lawnside Borough	Total	80	19	23.75	8								

Rep Delegates-1st Delegate District - REP

		Registered	Ballots Cast	Turnout (%)	Cam Co Reg Rep									
Lindenwold Dist 1	Total	1022	0	0.00										
Lindenwold Mail-In Ballot	Total	0	255	0.00	215									
Lindenwold Provisional	Total	0	54	0.00	44									
Lindenwold Emergency Ballots	Total	0	0	0.00										
Lindenwold Borough	Total	1022	309	30.23	259									
Magnolia Dist 1	Total	523	1	0.19	1									
Magnolia Mail-In Ballot	Total	0	122	0.00	107									
Magnolia Provisional	Total	0	34	0.00	25									
Magnolia Emergency Ballots	Total	0	0	0.00										
Magnolia Borough	Total	523	157	30.02	133									
Merchantville Dist 1	Total	476	0	0.00										
Merchantville Mail-In Ballot	Total	0	98	0.00	80									
Merchantville Provisional	Total	0	32	0.00	26									
Merchantville Emergency Ballots	Total	0	0	0.00										
Merchantville Borough	Total	476	130	27.31	106									
Mt Ephraim Dist 1	Total	623	0	0.00										
Mt. Ephraim Mail-In Ballot	Total	0	166	0.00	134									
Mt. Ephraim Provisional	Total	0	54	0.00	41									
Mt. Ephraim Emergency Ballots	Total	0	0	0.00										
Mount Ephraim Borough	Total	623	220	35.31	175									
Oaklyn Dist 1	Total	512	0	0.00										
Oaklyn Mail-In Ballot	Total	0	116	0.00	99									
Oaklyn Provisional	Total	0	36	0.00	27									
Oaklyn Emergency Ballots	Total	0	0	0.00										
Oaklyn Borough	Total	512	152	29.69	126									
Pennsauken Dist 1	Total	2765	7	0.25	2									
Pennsauken Mail-In Ballot	Total	0	648	0.00	531									
Pennsauken Provisional	Total	0	189	0.00	146									
Pennsauken Emergency Ballots	Total	0	0	0.00										
Pennsauken Twp	Total	2765	844	30.52	679									

Rep Delegates-1st Delegate District - REP

		Registered	Ballots Cast	Turnout (%)	Cam Co Reg Rep									
Pine Hill Dist 1	Total	955	0	0.00										
Pine Hill Mail-In Ballot	Total	0	240	0.00	206									
Pine Hill Provisional	Total	0	45	0.00	37									
Pine Hill Emergency Ballots	Total	0	0	0.00										
Pine Hill Borough	Total	955	285	29.84	243									
Pine Valley Dist 1	Total	8	0	0.00										
Pine Valley Mail-In Ballot	Total	0	8	0.00	6									
Pine Valley Provisional	Total	0	0	0.00										
Pine Valley Emergency Ballots	Total	0	0	0.00										
Pine Valley Borough	Total	8	8	100.00	6									
Runnemede Dist 1	Total	979	0	0.00										
Runnemede Mail-In Ballot	Total	0	243	0.00	212									
Runnemede Provisional	Total	0	46	0.00	41									
Runnemede Emergency Ballots	Total	0	0	0.00										
Runnemede Borough	Total	979	289	29.52	253									
Somerdale Dist 1	Total	516	0	0.00										
Somerdale Mail-In Ballot	Total	0	112	0.00	97									
Somerdale Provisional	Total	0	65	0.00	54									
Somerdale Emergency Ballots	Total	0	0	0.00										
Somerdale Borough	Total	516	177	34.30	151									
Stratford Dist 1	Total	983	0	0.00										
Stratford Mail-In Ballot	Total	0	264	0.00	202									
Stratford Provisional	Total	0	58	0.00	39									
Stratford Emergency Ballots	Total	0	0	0.00										
Stratford Borough	Total	983	322	32.76	241									
Tavistock Dist 1	Total	0	0	0.00										
Tavistock Mail-In Ballot	Total	0	0	0.00										
Tavistock Provisional	Total	0	0	0.00										
Tavistock Emergency Ballots	Total	0	0	0.00										
Tavistock Borough	Total	0	0	0.00										
Voorhees Dist 1	Total	4181	0	0.00										
Voorhees Mail-In Ballot	Total	0	1074	0.00	881									

Rep Delegates-1st Delegate District - REP

		Registered	Ballots Cast	Turnout (%)	Cam Co Reg Rep								
Voorhees Provisional	Total	0	186	0.00	156								
Voorhees Emergency Ballots	Total	0	0	0.00									
Voorhees Twp	Total	4181	1260	30.14	1037								
Winslow W1 D1	Total	1664	0	0.00									
Winslow Ward 1 Mail-In Ballot	Total	0	499	0.00	434								
Winslow Ward 1 Provisional	Total	0	152	0.00	138								
Winslow W1 Emergency Ballots	Total	0	0	0.00									
Winslow W2 D1	Total	1279	0	0.00									
Winslow Ward 2 Mail-In Ballot	Total	0	350	0.00	301								
Winslow Ward 2 Provisional	Total	0	113	0.00	98								
Winslow W2 Mail-In Ballot Rejected	Total	0	0	0.00									
Winslow W2 Provisional Rejected	Total	0	0	0.00									
Winslow W2 Emergency Ballots	Total	0	0	0.00									
Winslow W3 D1	Total	386	0	0.00									
Winslow Ward 3 Mail-In Ballot	Total	0	76	0.00	59								
Winslow Ward 3 Provisional	Total	0	24	0.00	16								
Winslow W3 Mail-In Ballot Rejected	Total	0	0	0.00									
Winslow W3 Provisional Rejected	Total	0	0	0.00									
Winslow W3 Emergency Ballots	Total	0	0	0.00									
Winslow W4 D1	Total	960	0	0.00									
Winslow Ward 4 Mail-In Ballot	Total	0	221	0.00	195								
Winslow Ward 4 Provisional	Total	0	82	0.00	69								
Winslow W4 Mail-In Ballot Rejected	Total	0	0	0.00									
Winslow W4 Provisional Rejected	Total	0	0	0.00									
Winslow W4 Emergency Ballots	Total	0	0	0.00									
Winslow Twp	Total	4289	1517	35.37	1310								
Woodlynne Dist 1	Total	106	0	0.00									
Woodlynne Mail-In Ballot	Total	0	17	0.00	15								
Woodlynne Provisional	Total	0	4	0.00	4								
Woodlynne Emergency Ballots	Total	0	0	0.00									
Woodlynne Borough	Total	106	21	19.81	19								
Fed Overseas 1st Cong Dist	Total	0	1	0.00									
Fed Overseas	Total	0	1	0.00									

Rep Delegates-1st Delegate District - REP

	Registered	Ballots Cast	Turnout (%)	Cam Co Reg Rep									
Total - TC-Emergency	55250	0	0.00										
Total - TC-Machine	55250	14	0.03	6									
Total - TC-Mail-In Ballot	55250	13393	24.24	11043									
Total - TC-Provisional	55250	3732	6.75	3059									
Total - TC-Rejected Ballots	55250	0	0.00										
Contest Total	55250	17139	31.02	14108									

Rep Delegates-2nd Delegate District - REP

		Registered	Ballots Cast	Turnout (%)	Cam Co Reg Rep								
Waterford Dist 1	Total	1978	2	0.10	1								
Waterford Mail-In Ballot	Total	0	541	0.00	452								
Waterford Provisional	Total	0	181	0.00	157								
Waterford Emergency Ballots	Total	0	0	0.00									
Waterford Twp	Total	1978	724	36.60	610								
Fed Overseas 2nd Cong Dist	Total	0	0	0.00									
Fed Overseas	Total	0	0	0.00									
Total - TC-Emergency		1978	0	0.00									
Total - TC-Machine		1978	2	0.10	1								
Total - TC-Mail-In Ballot		1978	541	27.35	452								
Total - TC-Provisional		1978	181	9.15	157								
Total - TC-Rejected Ballots		1978	0	0.00									
Contest Total		1978	724	36.60	610								

US Senator - REP

		Registered	Ballots Cast	Turnout (%)	Natalie Lynn RIVERA	Hirsh SINGH	Eugene T. ANAGNOS	Rikin Rik MEHTA	Patricia FLANNAGAN	Write-In				
Audubon Boro Dist 1	Total	1331	0	0.00										
Audubon Boro Mail-In Ballot	Total	0	295	0.00	20	66	7	139	41	3				
Audubon Boro Provisional	Total	0	123	0.00	5	54	2	37	19					
Audubon Boro Emergency Ballots	Total	0	0	0.00										
Audubon Borough	Total	1331	418	31.40	25	120	9	176	60	3				
Audubon Park Dist 1	Total	118	0	0.00										
Audubon Park Mail-In Ballot	Total	0	41	0.00		5		19	11	1				
Audubon Park Provisional	Total	0	21	0.00	2	7		8	1					
Audubon Park Emergency Ballots	Total	0	0	0.00										
Audubon Park Borough	Total	118	62	52.54	2	12		27	12	1				
Barrington Dist 1	Total	1001	1	0.10				1						
Barrington Mail-In Ballot	Total	0	299	0.00	13	51	12	148	39	4				
Barrington Provisional	Total	0	50	0.00	3	12	1	23	5	1				
Barrington Emergency Ballots	Total	0	0	0.00										
Barrington Borough	Total	1001	350	34.97	16	63	13	172	44	5				
Bellmawr Dist 1	Total	1299	0	0.00										
Bellmawr Mail-In Ballot	Total	0	275	0.00	19	34	5	149	40	2				
Bellmawr Provisional	Total	0	98	0.00	2	18		43	16					
Bellmawr Emergency Ballots	Total	0	0	0.00										
Bellmawr Borough	Total	1299	373	28.71	21	52	5	192	56	2				
Berlin Boro Dist 1	Total	1392	0	0.00										
Berlin Boro Mail-In Ballot	Total	0	365	0.00	18	63	13	203	38	3				
Berlin Boro Provisional	Total	0	111	0.00	2	40		50	13					
Berlin Boro Emergency Ballots	Total	0	0	0.00										
Berlin Borough	Total	1392	476	34.20	20	103	13	253	51	3				
Berlin Twp Dist 1	Total	785	1	0.13										
Berlin Twp Mail-In Ballot	Total	0	204	0.00	11	33	7	110	30	3				
Berlin Twp Provisional	Total	0	67	0.00	1	22	1	29	9					
Berlin Twp Emergency Ballots	Total	0	0	0.00										
Berlin Township	Total	785	272	34.65	12	55	8	139	39	3				
Brooklawn Dist 1	Total	190	0	0.00										

US Senator - REP

		Registered	Ballots Cast	Turnout (%)	Natalie Lynn RIVERA	Hirsh SINGH	Eugene T. ANAGNOS	Rikin Rik MEHTA	Patricia FLANNAGAN	Write-In				
Brooklawn Mail-In Ballot	Total	0	31	0.00	1	9	2	13	4					
Brooklawn Provisional	Total	0	27	0.00	2	9		11	2					
Brooklawn Emergency Ballots	Total	0	0	0.00										
Brooklawn Borough	Total	190	58	30.53	3	18	2	24	6					
Camden City W1 D1	Total	431	0	0.00										
Camden City Ward 1 Mail-In Ballot	Total	0	35	0.00	8	4	1	11	3	1				
Camden City Ward 1 Provisional	Total	0	16	0.00	3	3		4	1					
Camden City W1 Emergency Ballots	Total	0	0	0.00										
Camden City W2 D1	Total	427	0	0.00										
Camden City Ward 2 Mail-In Ballot	Total	0	33	0.00	7	3		13	4					
Camden City Ward 2 Provisional	Total	0	15	0.00	5			6	1					
Camden City W2 Emergency Ballots	Total	0	0	0.00										
Camden City W3 D1	Total	510	0	0.00										
Camden City Ward 3 Mail-In Ballot	Total	0	32	0.00	3	2	2	13	4	1				
Camden City Ward 3 Provisional	Total	0	9	0.00	1			4		1				
Camden City W3 Emergency Ballots	Total	0	0	0.00										
Camden City W4 D1	Total	506	0	0.00										
Camden City Ward 4 Mail-In Ballot	Total	0	31	0.00	6	1		17						
Camden City Ward 4 Provisional	Total	0	16	0.00	7			3	2					
Camden City W4 Emergency Ballots	Total	0	0	0.00										
Camden City	Total	1874	187	9.98	40	13	3	71	15	3				
Cherry Hill Dist 1	Total	10573	0	0.00										
Cherry Hill Mail-In Ballot	Total	0	2676	0.00	178	428	69	1472	321	14				
Cherry Hill Provisional	Total	0	636	0.00	35	186	19	277	56	1				
Cherry Hill Emergency Ballots	Total	0	0	0.00										
Cherry Hill Twp	Total	10573	3312	31.33	213	614	88	1749	377	15				
Chesilhurst Dist 1	Total	145	0	0.00										
Chesilhurst Mail-In Ballot	Total	0	50	0.00	2	10	2	31	3					
Chesilhurst Provisional	Total	0	8	0.00		1		6	1					
Chesilhurst Emergency Ballots	Total	0	0	0.00										

US Senator - REP

		Registered	Ballots Cast	Turnout (%)	Natalie Lynn RIVERA	Hirsh SINGH	Eugene T. ANAGNOS	Rikin Rik MEHTA	Patricia FLANAGAN	Write-In				
Chesilhurst Borough	Total	145	58	40.00	2	11	2	37	4					
Clementon Dist 1	Total	539	0	0.00										
Clementon Mail-In Ballot	Total	0	135	0.00	2	22	4	78	17	2				
Clementon Provisional	Total	0	49	0.00	4	15	2	15	5					
Clementon Emergency Ballots	Total	0	0	0.00										
Clementon Borough	Total	539	184	34.14	6	37	6	93	22	2				
Collingswood Dist 1	Total	1504	0	0.00										
Collingswood Mail-In Ballot	Total	0	345	0.00	21	61	5	175	46	9				
Collingswood Provisional	Total	0	122	0.00	9	38	4	60	3					
Collingswood Emergency Ballots	Total	0	0	0.00										
Collingswood Borough	Total	1504	467	31.05	30	99	9	235	49	9				
Gibbsboro Dist 1	Total	400	0	0.00										
Gibbsboro Mail-In Ballot	Total	0	104	0.00	6	25	5	46	14	1				
Gibbsboro Provisional	Total	0	31	0.00	3	7		13	3					
Gibbsboro Emergency Ballots	Total	0	0	0.00										
Gibbsboro Borough	Total	400	135	33.75	9	32	5	59	17	1				
Gloucester City W1 D1	Total	308	1	0.32				1						
Gloucester City Ward 1 Mail-In Ballot	Total	0	58	0.00	2	10	1	30	10					
Gloucester City Ward 1 Provisional	Total	0	30	0.00		12		9	6					
Gloucester City W1 Emergency Ballots	Total	0	0	0.00										
Gloucester City W2 D1	Total	377	0	0.00										
Gloucester City Ward 2 Mail-In Ballot	Total	0	80	0.00	2	20	1	42	10					
Gloucester City Ward 2 Provisional	Total	0	36	0.00	4	11	4	12	4					
Gloucester City W2 Emergency Ballots	Total	0	0	0.00										
Gloucester City W3 D1	Total	317	0	0.00										
Gloucester City Ward 3 Mail-In Ballot	Total	0	76	0.00	2	21		34	14					
Gloucester City Ward 3 Provisional	Total	0	22	0.00	1	9		7	4					
Gloucester City W3 Emergency Ballots	Total	0	0	0.00										
Gloucester City	Total	1002	303	30.24	11	83	6	135	48					

US Senator - REP

		Registered	Ballots Cast	Turnout (%)	Natalie Lynn RIVERA	Hirsh SINGH	Eugene T. ANAGNOS	Rikin Rik MEHTA	Patricia FLANAGAN	Write-In			
Gloucester Twp Dist 1	Total	8467	3	0.04		1		1	1				
Gloucester Twp Mail-In Ballot	Total	0	2142	0.00	114	417	43	1074	317	11			
Gloucester Twp Provisional	Total	0	638	0.00	31	197	16	270	58	1			
Gloucester Twp Emergency Ballots	Total	0	0	0.00									
Gloucester Twp	Total	8467	2783	32.87	145	615	59	1345	376	12			
Haddon Twp Dist 1	Total	2404	0	0.00									
Haddon Twp Mail-In Ballot	Total	0	578	0.00	30	88	15	304	87	7			
Haddon Twp Provisional	Total	0	139	0.00	6	33	2	63	20				
Haddon Twp Emergency Ballots	Total	0	0	0.00									
Haddon Twp	Total	2404	717	29.83	36	121	17	367	107	7			
Haddonfield Dist 1	Total	2385	0	0.00									
Haddonfield Mail-In Ballot	Total	0	550	0.00	30	91	10	315	59	9			
Haddonfield Provisional	Total	0	146	0.00	13	59	4	48	14				
Haddonfield Emergency Ballots	Total	0	0	0.00									
Haddonfield Borough	Total	2385	696	29.18	43	150	14	363	73	9			
Haddon Heights Dist 1	Total	1414	0	0.00									
Haddon Heights Mail-In Ballot	Total	0	341	0.00	20	39	6	204	46	2			
Haddon Heights Provisional	Total	0	112	0.00	3	36	4	50	6	1			
Haddon Heights Emergency Ballots	Total	0	0	0.00									
Haddon Heights Borough	Total	1414	453	32.04	23	75	10	254	52	3			
Hi-Nella Dist 1	Total	90	0	0.00									
Hi Nella Mail-In Ballot	Total	0	15	0.00	4	4	2	4		1			
Hi Nella Provisional	Total	0	8	0.00	2	3		2					
Hi Nella Emergency Ballots	Total	0	0	0.00									
Hi-Nella Borough	Total	90	23	25.56	6	7	2	6		1			
Laurel Springs Dist 1	Total	319	0	0.00									
Laurel Springs Mail-In Ballot	Total	0	74	0.00	4	17	3	37	6				
Laurel Springs Provisional	Total	0	27	0.00		8	1	11	3				
Laurel Springs Emergency Ballots	Total	0	0	0.00									
Laurel Springs Borough	Total	319	101	31.66	4	25	4	48	9				

US Senator - REP

		Registered	Ballots Cast	Turnout (%)	Natalie Lynn RIVERA	Hirsh SINGH	Eugene T. ANAGNOS	Rikin Rik MEHTA	Patricia FLANNAGAN	Write-In				
Lawnside Dist 1	Total	80	0	0.00										
Lawnside Mail-In Ballot	Total	0	18	0.00	4	2		6	2					
Lawnside Provisional	Total	0	1	0.00										
Lawnside Emergency Ballots	Total	0	0	0.00										
Lawnside Borough	Total	80	19	23.75	4	2		6	2					
Lindenwold Dist 1	Total	1022	0	0.00										
Lindenwold Mail-In Ballot	Total	0	255	0.00	11	45	6	132	43					
Lindenwold Provisional	Total	0	54	0.00	7	9	3	22	8					
Lindenwold Emergency Ballots	Total	0	0	0.00										
Lindenwold Borough	Total	1022	309	30.23	18	54	9	154	51					
Magnolia Dist 1	Total	523	1	0.19				1						
Magnolia Mail-In Ballot	Total	0	122	0.00	8	14	3	73	18					
Magnolia Provisional	Total	0	34	0.00	1	11		16	1					
Magnolia Emergency Ballots	Total	0	0	0.00										
Magnolia Borough	Total	523	157	30.02	9	25	3	90	19					
Merchantville Dist 1	Total	476	0	0.00										
Merchantville Mail-In Ballot	Total	0	98	0.00	7	24	3	51	10					
Merchantville Provisional	Total	0	32	0.00	2	14		9	4	1				
Merchantville Emergency Ballots	Total	0	0	0.00										
Merchantville Borough	Total	476	130	27.31	9	38	3	60	14	1				
Mt Ephraim Dist 1	Total	623	0	0.00										
Mt. Ephraim Mail-In Ballot	Total	0	166	0.00	13	22		83	28					
Mt. Ephraim Provisional	Total	0	54	0.00	3	11	1	22	7					
Mt. Ephraim Emergency Ballots	Total	0	0	0.00										
Mount Ephraim Borough	Total	623	220	35.31	16	33	1	105	35					
Oaklyn Dist 1	Total	512	0	0.00										
Oaklyn Mail-In Ballot	Total	0	116	0.00	8	22	1	57	16	2				
Oaklyn Provisional	Total	0	36	0.00	1	16		10	5					
Oaklyn Emergency Ballots	Total	0	0	0.00										
Oaklyn Borough	Total	512	152	29.69	9	38	1	67	21	2				

US Senator - REP

		Registered	Ballots Cast	Turnout (%)	Natalie Lynn RIVERA	Hirsh SINGH	Eugene T. ANAGNOS	Rikin Rik MEHTA	Patricia FLANNAGAN	Write-In			
Pennsauken Dist 1	Total	2765	7	0.25	1	1		2					
Pennsauken Mail-In Ballot	Total	0	648	0.00	54	111	11	294	106	7			
Pennsauken Provisional	Total	0	189	0.00	14	42	8	65	24	4			
Pennsauken Emergency Ballots	Total	0	0	0.00									
Pennsauken Twp	Total	2765	844	30.52	69	154	19	361	130	11			
Pine Hill Dist 1	Total	955	0	0.00									
Pine Hill Mail-In Ballot	Total	0	240	0.00	12	36	6	117	44	2			
Pine Hill Provisional	Total	0	45	0.00		14		18	4				
Pine Hill Emergency Ballots	Total	0	0	0.00									
Pine Hill Borough	Total	955	285	29.84	12	50	6	135	48	2			
Pine Valley Dist 1	Total	8	0	0.00									
Pine Valley Mail-In Ballot	Total	0	8	0.00	4			2	2				
Pine Valley Provisional	Total	0	0	0.00									
Pine Valley Emergency Ballots	Total	0	0	0.00									
Pine Valley Borough	Total	8	8	100.00	4			2	2				
Runnemede Dist 1	Total	979	0	0.00									
Runnemede Mail-In Ballot	Total	0	243	0.00	8	48	3	117	40	2			
Runnemede Provisional	Total	0	46	0.00	1	22		20	2				
Runnemede Emergency Ballots	Total	0	0	0.00									
Runnemede Borough	Total	979	289	29.52	9	70	3	137	42	2			
Somerdale Dist 1	Total	516	0	0.00									
Somerdale Mail-In Ballot	Total	0	112	0.00	4	23		60	18	1			
Somerdale Provisional	Total	0	65	0.00	4	18	2	33	3				
Somerdale Emergency Ballots	Total	0	0	0.00									
Somerdale Borough	Total	516	177	34.30	8	41	2	93	21	1			
Stratford Dist 1	Total	983	0	0.00									
Stratford Mail-In Ballot	Total	0	264	0.00	17	48	5	128	39	1			
Stratford Provisional	Total	0	58	0.00	1	15	1	24	9				
Stratford Emergency Ballots	Total	0	0	0.00									
Stratford Borough	Total	983	322	32.76	18	63	6	152	48	1			
Tavistock Dist 1	Total	0	0	0.00									

US Senator - REP

		Registered	Ballots Cast	Turnout (%)	Natalie Lynn RIVERA	Hirsh SINGH	Eugene T. ANAGNOS	Rikin Rik MEHTA	Patricia FLANNAGAN	Write-In			
Tavistock Mail-In Ballot	Total	0	0	0.00									
Tavistock Provisional	Total	0	0	0.00									
Tavistock Emergency Ballots	Total	0	0	0.00									
Tavistock Borough	Total	0	0	0.00									
Voorhees Dist 1	Total	4181	0	0.00									
Voorhees Mail-In Ballot	Total	0	1074	0.00	73	184	18	561	134	6			
Voorhees Provisional	Total	0	186	0.00	8	51	4	84	22	1			
Voorhees Emergency Ballots	Total	0	0	0.00									
Voorhees Twp	Total	4181	1260	30.14	81	235	22	645	156	7			
Waterford Dist 1	Total	1978	2	0.10				1	1				
Waterford Mail-In Ballot	Total	0	541	0.00	16	132	7	214	128				
Waterford Provisional	Total	0	181	0.00	4	73	4	62	22				
Waterford Emergency Ballots	Total	0	0	0.00									
Waterford Twp	Total	1978	724	36.60	20	205	11	277	151				
Winslow W1 D1	Total	1664	0	0.00									
Winslow Ward 1 Mail-In Ballot	Total	0	499	0.00	25	98	12	252	76	4			
Winslow Ward 1 Provisional	Total	0	152	0.00	15	42	2	60	14	1			
Winslow W1 Emergency Ballots	Total	0	0	0.00									
Winslow W2 D1	Total	1279	0	0.00									
Winslow Ward 2 Mail-In Ballot	Total	0	350	0.00	17	81	3	180	42	3			
Winslow Ward 2 Provisional	Total	0	113	0.00	5	40		45	13	1			
Winslow W2 Mail-In Ballot Rejected	Total	0	0	0.00									
Winslow W2 Provisional Rejected	Total	0	0	0.00									
Winslow W2 Emergency Ballots	Total	0	0	0.00									
Winslow W3 D1	Total	386	0	0.00									
Winslow Ward 3 Mail-In Ballot	Total	0	76	0.00	7	16	3	30	15	1			
Winslow Ward 3 Provisional	Total	0	24	0.00		6		14		1			
Winslow W3 Mail-In Ballot Rejected	Total	0	0	0.00									
Winslow W3 Provisional Rejected	Total	0	0	0.00									
Winslow W3 Emergency Ballots	Total	0	0	0.00									
Winslow W4 D1	Total	960	0	0.00									
Winslow Ward 4 Mail-In Ballot	Total	0	221	0.00	9	44	10	100	41	4			
Winslow Ward 4 Provisional	Total	0	82	0.00	4	27		31	11				
Winslow W4 Mail-In Ballot Rejected	Total	0	0	0.00									

US Senator - REP

		Registered	Ballots Cast	Turnout (%)	Natalie Lynn RIVERA	Hirsh SINGH	Eugene T. ANAGNOS	Rikin Rik MEHTA	Patricia FLANAGAN	Write-In				
Winslow W4 Provisional Rejected	Total	0	0	0.00										
Winslow W4 Emergency Ballots	Total	0	0	0.00										
Winslow Twp	Total	4289	1517	35.37	82	354	30	712	212	15				
Woodlynne Dist 1	Total	106	0	0.00										
Woodlynne Mail-In Ballot	Total	0	17	0.00	2	5		9	1					
Woodlynne Provisional	Total	0	4	0.00				3						
Woodlynne Emergency Ballots	Total	0	0	0.00										
Woodlynne Borough	Total	106	21	19.81	2	5		12	1					
Fed Overseas 1st Cong Dist	Total	0	1	0.00				1						
Fed Overseas 2nd Cong Dist	Total	0	0	0.00										
Fed Overseas	Total	0	1	0.00				1						
Total - TC-Emergency		57228	0	0.00										
Total - TC-Machine		57228	16	0.03	1	2		7	2					
Total - TC-Mail-In Ballot		57228	13934	24.35	822	2479	306	7148	1967	107				
Total - TC-Provisional		57228	3913	6.84	214	1191	85	1599	401	14				
Total - TC-Rejected Ballots		57228	0	0.00										
Contest Total		57228	17863	31.21	1037	3672	391	8754	2370	121				

House of Representatives 1st District - REP

		Registered	Ballots Cast	Turnout (%)	Claire H. GUSTAFSON	Write-In								
Audubon Boro Dist 1	Total	1331	0	0.00										
Audubon Boro Mail-In Ballot	Total	0	295	0.00	267	2								
Audubon Boro Provisional	Total	0	123	0.00	111									
Audubon Boro Emergency Ballots	Total	0	0	0.00										
Audubon Borough	Total	1331	418	31.40	378	2								
Audubon Park Dist 1	Total	118	0	0.00										
Audubon Park Mail-In Ballot	Total	0	41	0.00	37									
Audubon Park Provisional	Total	0	21	0.00	15									
Audubon Park Emergency Ballots	Total	0	0	0.00										
Audubon Park Borough	Total	118	62	52.54	52									
Barrington Dist 1	Total	1001	1	0.10	1									
Barrington Mail-In Ballot	Total	0	299	0.00	265	3								
Barrington Provisional	Total	0	50	0.00	43	1								
Barrington Emergency Ballots	Total	0	0	0.00										
Barrington Borough	Total	1001	350	34.97	309	4								
Bellmawr Dist 1	Total	1299	0	0.00										
Bellmawr Mail-In Ballot	Total	0	275	0.00	252	2								
Bellmawr Provisional	Total	0	98	0.00	82									
Bellmawr Emergency Ballots	Total	0	0	0.00										
Bellmawr Borough	Total	1299	373	28.71	334	2								
Berlin Boro Dist 1	Total	1392	0	0.00										
Berlin Boro Mail-In Ballot	Total	0	365	0.00	331	3								
Berlin Boro Provisional	Total	0	111	0.00	102									
Berlin Boro Emergency Ballots	Total	0	0	0.00										
Berlin Borough	Total	1392	476	34.20	433	3								
Berlin Twp Dist 1	Total	785	1	0.13										
Berlin Twp Mail-In Ballot	Total	0	204	0.00	185	5								
Berlin Twp Provisional	Total	0	67	0.00	64									
Berlin Twp Emergency Ballots	Total	0	0	0.00										
Berlin Township	Total	785	272	34.65	249	5								
Brooklawn Dist 1	Total	190	0	0.00										

House of Representatives 1st District - REP

		Registered	Ballots Cast	Turnout (%)	Chaire H. GUSTAFSON	Write-In								
Brooklawn Mail-In Ballot	Total	0	31	0.00	28									
Brooklawn Provisional	Total	0	27	0.00	23									
Brooklawn Emergency Ballots	Total	0	0	0.00										
Brooklawn Borough	Total	190	58	30.53	51									
Camden City W1 D1	Total	431	0	0.00										
Camden City Ward 1 Mail-In Ballot	Total	0	35	0.00	21									
Camden City Ward 1 Provisional	Total	0	16	0.00	9									
Camden City W1 Emergency Ballots	Total	0	0	0.00										
Camden City W2 D1	Total	427	0	0.00										
Camden City Ward 2 Mail-In Ballot	Total	0	33	0.00	24									
Camden City Ward 2 Provisional	Total	0	15	0.00	9									
Camden City W2 Emergency Ballots	Total	0	0	0.00										
Camden City W3 D1	Total	510	0	0.00										
Camden City Ward 3 Mail-In Ballot	Total	0	32	0.00	27									
Camden City Ward 3 Provisional	Total	0	9	0.00	6	1								
Camden City W3 Emergency Ballots	Total	0	0	0.00										
Camden City W4 D1	Total	506	0	0.00										
Camden City Ward 4 Mail-In Ballot	Total	0	31	0.00	25									
Camden City Ward 4 Provisional	Total	0	16	0.00	8									
Camden City W4 Emergency Ballots	Total	0	0	0.00										
Camden City	Total	1874	187	9.98	129	1								
Cherry Hill Dist 1	Total	10573	0	0.00										
Cherry Hill Mail-In Ballot	Total	0	2676	0.00	2427	21								
Cherry Hill Provisional	Total	0	636	0.00	567	2								
Cherry Hill Emergency Ballots	Total	0	0	0.00										
Cherry Hill Twp	Total	10573	3312	31.33	2994	23								
Chesilhurst Dist 1	Total	145	0	0.00										
Chesilhurst Mail-In Ballot	Total	0	50	0.00	47									
Chesilhurst Provisional	Total	0	8	0.00	8									
Chesilhurst Emergency Ballots	Total	0	0	0.00										

House of Representatives 1st District - REP

		Registered	Ballots Cast	Turnout (%)	Claire H. GUSTAFSON	Write-In								
Chesilhurst Borough	Total	145	58	40.00	55									
Clementon Dist 1	Total	539	0	0.00										
Clementon Mail-In Ballot	Total	0	135	0.00	127	1								
Clementon Provisional	Total	0	49	0.00	44									
Clementon Emergency Ballots	Total	0	0	0.00										
Clementon Borough	Total	539	184	34.14	171	1								
Collingswood Dist 1	Total	1504	0	0.00										
Collingswood Mail-In Ballot	Total	0	345	0.00	306	8								
Collingswood Provisional	Total	0	122	0.00	113									
Collingswood Emergency Ballots	Total	0	0	0.00										
Collingswood Borough	Total	1504	467	31.05	419	8								
Gibbsboro Dist 1	Total	400	0	0.00										
Gibbsboro Mail-In Ballot	Total	0	104	0.00	93	2								
Gibbsboro Provisional	Total	0	31	0.00	29									
Gibbsboro Emergency Ballots	Total	0	0	0.00										
Gibbsboro Borough	Total	400	135	33.75	122	2								
Gloucester City W1 D1	Total	308	1	0.32	1									
Gloucester City Ward 1 Mail-In Ballot	Total	0	58	0.00	54									
Gloucester City Ward 1 Provisional	Total	0	30	0.00	28									
Gloucester City W1 Emergency Ballots	Total	0	0	0.00										
Gloucester City W2 D1	Total	377	0	0.00										
Gloucester City Ward 2 Mail-In Ballot	Total	0	80	0.00	71									
Gloucester City Ward 2 Provisional	Total	0	36	0.00	34									
Gloucester City W2 Emergency Ballots	Total	0	0	0.00										
Gloucester City W3 D1	Total	317	0	0.00										
Gloucester City Ward 3 Mail-In Ballot	Total	0	76	0.00	72									
Gloucester City Ward 3 Provisional	Total	0	22	0.00	22									
Gloucester City W3 Emergency Ballots	Total	0	0	0.00										
Gloucester City	Total	1002	303	30.24	282									

House of Representatives 1st District - REP

		Registered	Ballots Cast	Turnout (%)	Claire H. GUSTAFSON	Write-In								
Gloucester Twp Dist 1	Total	8467	3	0.04	1									
Gloucester Twp Mail-In Ballot	Total	0	2142	0.00	1954	6								
Gloucester Twp Provisional	Total	0	638	0.00	578	1								
Gloucester Twp Emergency Ballots	Total	0	0	0.00										
Gloucester Twp	Total	8467	2783	32.87	2533	7								
Haddon Twp Dist 1	Total	2404	0	0.00										
Haddon Twp Mail-In Ballot	Total	0	578	0.00	522	3								
Haddon Twp Provisional	Total	0	139	0.00	126									
Haddon Twp Emergency Ballots	Total	0	0	0.00										
Haddon Twp	Total	2404	717	29.83	648	3								
Haddonfield Dist 1	Total	2385	0	0.00										
Haddonfield Mail-In Ballot	Total	0	550	0.00	480	11								
Haddonfield Provisional	Total	0	146	0.00	134									
Haddonfield Emergency Ballots	Total	0	0	0.00										
Haddonfield Borough	Total	2385	696	29.18	614	11								
Haddon Heights Dist 1	Total	1414	0	0.00										
Haddon Heights Mail-In Ballot	Total	0	341	0.00	315	1								
Haddon Heights Provisional	Total	0	112	0.00	102	1								
Haddon Heights Emergency Ballots	Total	0	0	0.00										
Haddon Heights Borough	Total	1414	453	32.04	417	2								
Hi-Nella Dist 1	Total	90	0	0.00										
Hi Nella Mail-In Ballot	Total	0	15	0.00	14	1								
Hi Nella Provisional	Total	0	8	0.00	6									
Hi Nella Emergency Ballots	Total	0	0	0.00										
Hi-Nella Borough	Total	90	23	25.56	20	1								
Laurel Springs Dist 1	Total	319	0	0.00										
Laurel Springs Mail-In Ballot	Total	0	74	0.00	67									
Laurel Springs Provisional	Total	0	27	0.00	23									
Laurel Springs Emergency Ballots	Total	0	0	0.00										
Laurel Springs Borough	Total	319	101	31.66	90									

House of Representatives 1st District - REP

		Registered	Ballots Cast	Turnout (%)	Claire H. GUSTAFSON	Write-In								
Lawnside Dist 1	Total	80	0	0.00										
Lawnside Mail-In Ballot	Total	0	18	0.00	13									
Lawnside Provisional	Total	0	1	0.00										
Lawnside Emergency Ballots	Total	0	0	0.00										
Lawnside Borough	Total	80	19	23.75	13									
Lindenwold Dist 1	Total	1022	0	0.00										
Lindenwold Mail-In Ballot	Total	0	255	0.00	235									
Lindenwold Provisional	Total	0	54	0.00	49									
Lindenwold Emergency Ballots	Total	0	0	0.00										
Lindenwold Borough	Total	1022	309	30.23	284									
Magnolia Dist 1	Total	523	1	0.19	1									
Magnolia Mail-In Ballot	Total	0	122	0.00	113									
Magnolia Provisional	Total	0	34	0.00	28									
Magnolia Emergency Ballots	Total	0	0	0.00										
Magnolia Borough	Total	523	157	30.02	142									
Merchantville Dist 1	Total	476	0	0.00										
Merchantville Mail-In Ballot	Total	0	98	0.00	86									
Merchantville Provisional	Total	0	32	0.00	28									
Merchantville Emergency Ballots	Total	0	0	0.00										
Merchantville Borough	Total	476	130	27.31	114									
Mt Ephraim Dist 1	Total	623	0	0.00										
Mt. Ephraim Mail-In Ballot	Total	0	166	0.00	145									
Mt. Ephraim Provisional	Total	0	54	0.00	44									
Mt. Ephraim Emergency Ballots	Total	0	0	0.00										
Mount Ephraim Borough	Total	623	220	35.31	189									
Oaklyn Dist 1	Total	512	0	0.00										
Oaklyn Mail-In Ballot	Total	0	116	0.00	106	2								
Oaklyn Provisional	Total	0	36	0.00	31									
Oaklyn Emergency Ballots	Total	0	0	0.00										
Oaklyn Borough	Total	512	152	29.69	137	2								

House of Representatives 1st District - REP

		Registered	Ballots Cast	Turnout (%)	CLAUDE H. GUSTAFSON	Write-In								
Pennsauken Dist 1	Total	2765	7	0.25	4									
Pennsauken Mail-In Ballot	Total	0	648	0.00	580	9								
Pennsauken Provisional	Total	0	189	0.00	151	4								
Pennsauken Emergency Ballots	Total	0	0	0.00										
Pennsauken Twp	Total	2765	844	30.52	735	13								
Pine Hill Dist 1	Total	955	0	0.00										
Pine Hill Mail-In Ballot	Total	0	240	0.00	220									
Pine Hill Provisional	Total	0	45	0.00	40									
Pine Hill Emergency Ballots	Total	0	0	0.00										
Pine Hill Borough	Total	955	285	29.84	260									
Pine Valley Dist 1	Total	8	0	0.00										
Pine Valley Mail-In Ballot	Total	0	8	0.00	8									
Pine Valley Provisional	Total	0	0	0.00										
Pine Valley Emergency Ballots	Total	0	0	0.00										
Pine Valley Borough	Total	8	8	100.00	8									
Runnemede Dist 1	Total	979	0	0.00										
Runnemede Mail-In Ballot	Total	0	243	0.00	218	1								
Runnemede Provisional	Total	0	46	0.00	45									
Runnemede Emergency Ballots	Total	0	0	0.00										
Runnemede Borough	Total	979	289	29.52	263	1								
Somerdale Dist 1	Total	516	0	0.00										
Somerdale Mail-In Ballot	Total	0	112	0.00	105	1								
Somerdale Provisional	Total	0	65	0.00	57									
Somerdale Emergency Ballots	Total	0	0	0.00										
Somerdale Borough	Total	516	177	34.30	162	1								
Stratford Dist 1	Total	983	0	0.00										
Stratford Mail-In Ballot	Total	0	264	0.00	231									
Stratford Provisional	Total	0	58	0.00	47									
Stratford Emergency Ballots	Total	0	0	0.00										
Stratford Borough	Total	983	322	32.76	278									

House of Representatives 1st District - REP

		Registered	Ballots Cast	Turnout (%)	Claire H. GUSTAFSON	Write-In								
Tavistock Dist 1	Total	0	0	0.00										
Tavistock Mail-In Ballot	Total	0	0	0.00										
Tavistock Provisional	Total	0	0	0.00										
Tavistock Emergency Ballots	Total	0	0	0.00										
Tavistock Borough	Total	0	0	0.00										
Voorhees Dist 1	Total	4181	0	0.00										
Voorhees Mail-In Ballot	Total	0	1074	0.00	968	4								
Voorhees Provisional	Total	0	186	0.00	171	1								
Voorhees Emergency Ballots	Total	0	0	0.00										
Voorhees Twp	Total	4181	1260	30.14	1139	5								
Winslow W1 D1	Total	1664	0	0.00										
Winslow Ward 1 Mail-In Ballot	Total	0	499	0.00	462	4								
Winslow Ward 1 Provisional	Total	0	152	0.00	143									
Winslow W1 Emergency Ballots	Total	0	0	0.00										
Winslow W2 D1	Total	1279	0	0.00										
Winslow Ward 2 Mail-In Ballot	Total	0	350	0.00	323	4								
Winslow Ward 2 Provisional	Total	0	113	0.00	103	1								
Winslow W2 Mail-In Ballot Rejected	Total	0	0	0.00										
Winslow W2 Provisional Rejected	Total	0	0	0.00										
Winslow W2 Emergency Ballots	Total	0	0	0.00										
Winslow W3 D1	Total	386	0	0.00										
Winslow Ward 3 Mail-In Ballot	Total	0	76	0.00	70	1								
Winslow Ward 3 Provisional	Total	0	24	0.00	19	1								
Winslow W3 Mail-In Ballot Rejected	Total	0	0	0.00										
Winslow W3 Provisional Rejected	Total	0	0	0.00										
Winslow W3 Emergency Ballots	Total	0	0	0.00										
Winslow W4 D1	Total	960	0	0.00										
Winslow Ward 4 Mail-In Ballot	Total	0	221	0.00	204	3								
Winslow Ward 4 Provisional	Total	0	82	0.00	73									
Winslow W4 Mail-In Ballot Rejected	Total	0	0	0.00										
Winslow W4 Provisional Rejected	Total	0	0	0.00										
Winslow W4 Emergency Ballots	Total	0	0	0.00										
Winslow Twp	Total	4289	1517	35.37	1397	14								

House of Representatives 1st District - REP

		Registered	Ballots Cast	Turnout (%)	Claire H. GUSTAFSON	Write-In								
Woodlynne Dist 1	Total	106	0	0.00										
Woodlynne Mail-In Ballot	Total	0	17	0.00	16									
Woodlynne Provisional	Total	0	4	0.00	4									
Woodlynne Emergency Ballots	Total	0	0	0.00										
Woodlynne Borough	Total	106	21	19.81	20									
Fed Overseas 1st Cong Dist	Total	0	1	0.00	1									
Fed Overseas	Total	0	1	0.00	1									
Total - TC-Emergency		55250	0	0.00										
Total - TC-Machine		55250	14	0.03	8									
Total - TC-Mail-In Ballot		55250	13393	24.24	12115	98								
Total - TC-Provisional		55250	3732	6.75	3319	13								
Total - TC-Rejected Ballots		55250	0	0.00										
Contest Total		55250	17139	31.02	15442	111								

House of Representatives 2nd District - REP

		Registered	Ballots Cast	Turnout (%)	Jeff VAN DREW	Robert W. PATTERSON	Write-In						
Waterford Dist 1	Total	1978	2	0.10	2								
Waterford Mail-In Ballot	Total	0	541	0.00	361	153							
Waterford Provisional	Total	0	181	0.00	125	48							
Waterford Emergency Ballots	Total	0	0	0.00									
Waterford Twp	Total	1978	724	36.60	488	201							
Fed Overseas 2nd Cong Dist	Total	0	0	0.00									
Fed Overseas	Total	0	0	0.00									
Total - TC-Emergency		1978	0	0.00									
Total - TC-Machine		1978	2	0.10	2								
Total - TC-Mail-In Ballot		1978	541	27.35	361	153							
Total - TC-Provisional		1978	181	9.15	125	48							
Total - TC-Rejected Ballots		1978	0	0.00									
Contest Total		1978	724	36.60	488	201							

County Surrogate - REP

		Registered	Ballots Cast	Turnout (%)	Kimberley STUART	Write-In							
Audubon Boro Dist 1	Total	1331	0	0.00									
Audubon Boro Mail-In Ballot	Total	0	295	0.00	270	1							
Audubon Boro Provisional	Total	0	123	0.00	112								
Audubon Boro Emergency Ballots	Total	0	0	0.00									
Audubon Borough	Total	1331	418	31.40	382	1							
Audubon Park Dist 1	Total	118	0	0.00									
Audubon Park Mail-In Ballot	Total	0	41	0.00	38								
Audubon Park Provisional	Total	0	21	0.00	16								
Audubon Park Emergency Ballots	Total	0	0	0.00									
Audubon Park Borough	Total	118	62	52.54	54								
Barrington Dist 1	Total	1001	1	0.10	1								
Barrington Mail-In Ballot	Total	0	299	0.00	263	3							
Barrington Provisional	Total	0	50	0.00	42	1							
Barrington Emergency Ballots	Total	0	0	0.00									
Barrington Borough	Total	1001	350	34.97	306	4							
Bellmawr Dist 1	Total	1299	0	0.00									
Bellmawr Mail-In Ballot	Total	0	275	0.00	252	2							
Bellmawr Provisional	Total	0	98	0.00	82								
Bellmawr Emergency Ballots	Total	0	0	0.00									
Bellmawr Borough	Total	1299	373	28.71	334	2							
Berlin Boro Dist 1	Total	1392	0	0.00									
Berlin Boro Mail-In Ballot	Total	0	365	0.00	330	1							
Berlin Boro Provisional	Total	0	111	0.00	103								
Berlin Boro Emergency Ballots	Total	0	0	0.00									
Berlin Borough	Total	1392	476	34.20	433	1							
Berlin Twp Dist 1	Total	785	1	0.13									
Berlin Twp Mail-In Ballot	Total	0	204	0.00	183	3							
Berlin Twp Provisional	Total	0	67	0.00	64								
Berlin Twp Emergency Ballots	Total	0	0	0.00									
Berlin Township	Total	785	272	34.65	247	3							
Brooklawn Dist 1	Total	190	0	0.00									
Brooklawn Mail-In Ballot	Total	0	31	0.00	25								

County Surrogate - REP

		Registered	Ballots Cast	Turnout (%)	Kimberley STUART	Write-In								
Brooklawn Provisional	Total	0	27	0.00	24									
Brooklawn Emergency Ballots	Total	0	0	0.00										
Brooklawn Borough	Total	190	58	30.53	49									
Camden City W1 D1	Total	431	0	0.00										
Camden City Ward 1 Mail-In Ballot	Total	0	35	0.00	21									
Camden City Ward 1 Provisional	Total	0	16	0.00	10									
Camden City W1 Emergency Ballots	Total	0	0	0.00										
Camden City W2 D1	Total	427	0	0.00										
Camden City Ward 2 Mail-In Ballot	Total	0	33	0.00	26									
Camden City Ward 2 Provisional	Total	0	15	0.00	11									
Camden City W2 Emergency Ballots	Total	0	0	0.00										
Camden City W3 D1	Total	510	0	0.00										
Camden City Ward 3 Mail-In Ballot	Total	0	32	0.00	26									
Camden City Ward 3 Provisional	Total	0	9	0.00	6	1								
Camden City W3 Emergency Ballots	Total	0	0	0.00										
Camden City W4 D1	Total	506	0	0.00										
Camden City Ward 4 Mail-In Ballot	Total	0	31	0.00	24									
Camden City Ward 4 Provisional	Total	0	16	0.00	10									
Camden City W4 Emergency Ballots	Total	0	0	0.00										
Camden City	Total	1874	187	9.98	134	1								
Cherry Hill Dist 1	Total	10573	0	0.00										
Cherry Hill Mail-In Ballot	Total	0	2676	0.00	2437	11								
Cherry Hill Provisional	Total	0	636	0.00	569	1								
Cherry Hill Emergency Ballots	Total	0	0	0.00										
Cherry Hill Twp	Total	10573	3312	31.33	3006	12								
Chesilhurst Dist 1	Total	145	0	0.00										
Chesilhurst Mail-In Ballot	Total	0	50	0.00	46									
Chesilhurst Provisional	Total	0	8	0.00	8									
Chesilhurst Emergency Ballots	Total	0	0	0.00										
Chesilhurst Borough	Total	145	58	40.00	54									

County Surrogate - REP

		Registered	Ballots Cast	Turnout (%)	Kimberley STUART	Write-In								
Clementon Dist 1	Total	539	0	0.00										
Clementon Mail-In Ballot	Total	0	135	0.00	128	1								
Clementon Provisional	Total	0	49	0.00	44									
Clementon Emergency Ballots	Total	0	0	0.00										
Clementon Borough	Total	539	184	34.14	172	1								
Collingswood Dist 1	Total	1504	0	0.00										
Collingswood Mail-In Ballot	Total	0	345	0.00	298	2								
Collingswood Provisional	Total	0	122	0.00	112									
Collingswood Emergency Ballots	Total	0	0	0.00										
Collingswood Borough	Total	1504	467	31.05	410	2								
Gibbsboro Dist 1	Total	400	0	0.00										
Gibbsboro Mail-In Ballot	Total	0	104	0.00	94	2								
Gibbsboro Provisional	Total	0	31	0.00	29									
Gibbsboro Emergency Ballots	Total	0	0	0.00										
Gibbsboro Borough	Total	400	135	33.75	123	2								
Gloucester City W1 D1	Total	308	1	0.32	1									
Gloucester City Ward 1 Mail-In Ballot	Total	0	58	0.00	53									
Gloucester City Ward 1 Provisional	Total	0	30	0.00	28									
Gloucester City W1 Emergency Ballots	Total	0	0	0.00										
Gloucester City W2 D1	Total	377	0	0.00										
Gloucester City Ward 2 Mail-In Ballot	Total	0	80	0.00	69									
Gloucester City Ward 2 Provisional	Total	0	36	0.00	34									
Gloucester City W2 Emergency Ballots	Total	0	0	0.00										
Gloucester City W3 D1	Total	317	0	0.00										
Gloucester City Ward 3 Mail-In Ballot	Total	0	76	0.00	71									
Gloucester City Ward 3 Provisional	Total	0	22	0.00	22									
Gloucester City W3 Emergency Ballots	Total	0	0	0.00										
Gloucester City	Total	1002	303	30.24	278									
Gloucester Twp Dist 1	Total	8467	3	0.04	1									
Gloucester Twp Mail-In Ballot	Total	0	2142	0.00	1950	7								
Gloucester Twp Provisional	Total	0	638	0.00	577	1								

County Surrogate - REP

		Registered	Ballots Cast	Turnout (%)	Kimberley STUART	Write-In								
Gloucester Twp Emergency Ballots	Total	0	0	0.00										
Gloucester Twp	Total	8467	2783	32.87	2528	8								
Haddon Twp Dist 1	Total	2404	0	0.00										
Haddon Twp Mail-In Ballot	Total	0	578	0.00	518	2								
Haddon Twp Provisional	Total	0	139	0.00	124									
Haddon Twp Emergency Ballots	Total	0	0	0.00										
Haddon Twp	Total	2404	717	29.83	642	2								
Haddonfield Dist 1	Total	2385	0	0.00										
Haddonfield Mail-In Ballot	Total	0	550	0.00	490	6								
Haddonfield Provisional	Total	0	146	0.00	134									
Haddonfield Emergency Ballots	Total	0	0	0.00										
Haddonfield Borough	Total	2385	696	29.18	624	6								
Haddon Heights Dist 1	Total	1414	0	0.00										
Haddon Heights Mail-In Ballot	Total	0	341	0.00	314	2								
Haddon Heights Provisional	Total	0	112	0.00	101	1								
Haddon Heights Emergency Ballots	Total	0	0	0.00										
Haddon Heights Borough	Total	1414	453	32.04	415	3								
Hi-Nella Dist 1	Total	90	0	0.00										
Hi Nella Mail-In Ballot	Total	0	15	0.00	14	1								
Hi Nella Provisional	Total	0	8	0.00	6									
Hi Nella Emergency Ballots	Total	0	0	0.00										
Hi-Nella Borough	Total	90	23	25.56	20	1								
Laurel Springs Dist 1	Total	319	0	0.00										
Laurel Springs Mail-In Ballot	Total	0	74	0.00	66									
Laurel Springs Provisional	Total	0	27	0.00	23									
Laurel Springs Emergency Ballots	Total	0	0	0.00										
Laurel Springs Borough	Total	319	101	31.66	89									
Lawnside Dist 1	Total	80	0	0.00										
Lawnside Mail-In Ballot	Total	0	18	0.00	13									
Lawnside Provisional	Total	0	1	0.00										

County Surrogate - REP

		Registered	Ballots Cast	Turnout (%)	Kimberley STUART	Write-In								
Lawnside Emergency Ballots	Total	0	0	0.00										
Lawnside Borough	Total	80	19	23.75	13									
Lindenwold Dist 1	Total	1022	0	0.00										
Lindenwold Mail-In Ballot	Total	0	255	0.00	236									
Lindenwold Provisional	Total	0	54	0.00	49									
Lindenwold Emergency Ballots	Total	0	0	0.00										
Lindenwold Borough	Total	1022	309	30.23	285									
Magnolia Dist 1	Total	523	1	0.19	1									
Magnolia Mail-In Ballot	Total	0	122	0.00	112									
Magnolia Provisional	Total	0	34	0.00	27									
Magnolia Emergency Ballots	Total	0	0	0.00										
Magnolia Borough	Total	523	157	30.02	140									
Merchantville Dist 1	Total	476	0	0.00										
Merchantville Mail-In Ballot	Total	0	98	0.00	86									
Merchantville Provisional	Total	0	32	0.00	26									
Merchantville Emergency Ballots	Total	0	0	0.00										
Merchantville Borough	Total	476	130	27.31	112									
Mt Ephraim Dist 1	Total	623	0	0.00										
Mt. Ephraim Mail-In Ballot	Total	0	166	0.00	146									
Mt. Ephraim Provisional	Total	0	54	0.00	45									
Mt. Ephraim Emergency Ballots	Total	0	0	0.00										
Mount Ephraim Borough	Total	623	220	35.31	191									
Oaklyn Dist 1	Total	512	0	0.00										
Oaklyn Mail-In Ballot	Total	0	116	0.00	107									
Oaklyn Provisional	Total	0	36	0.00	30									
Oaklyn Emergency Ballots	Total	0	0	0.00										
Oaklyn Borough	Total	512	152	29.69	137									
Pennsauken Dist 1	Total	2765	7	0.25	4									
Pennsauken Mail-In Ballot	Total	0	648	0.00	578	7								
Pennsauken Provisional	Total	0	189	0.00	152	4								
Pennsauken Emergency Ballots	Total	0	0	0.00										

County Surrogate - REP

		Registered	Ballots Cast	Turnout (%)	Kimberley STUART	Write-In								
Pennsauken Twp	Total	2765	844	30.52	734	11								
Pine Hill Dist 1	Total	955	0	0.00										
Pine Hill Mail-In Ballot	Total	0	240	0.00	220									
Pine Hill Provisional	Total	0	45	0.00	40									
Pine Hill Emergency Ballots	Total	0	0	0.00										
Pine Hill Borough	Total	955	285	29.84	260									
Pine Valley Dist 1	Total	8	0	0.00										
Pine Valley Mail-In Ballot	Total	0	8	0.00	8									
Pine Valley Provisional	Total	0	0	0.00										
Pine Valley Emergency Ballots	Total	0	0	0.00										
Pine Valley Borough	Total	8	8	100.00	8									
Runnemede Dist 1	Total	979	0	0.00										
Runnemede Mail-In Ballot	Total	0	243	0.00	219	1								
Runnemede Provisional	Total	0	46	0.00	45									
Runnemede Emergency Ballots	Total	0	0	0.00										
Runnemede Borough	Total	979	289	29.52	264	1								
Somerdale Dist 1	Total	516	0	0.00										
Somerdale Mail-In Ballot	Total	0	112	0.00	104	1								
Somerdale Provisional	Total	0	65	0.00	58									
Somerdale Emergency Ballots	Total	0	0	0.00										
Somerdale Borough	Total	516	177	34.30	162	1								
Stratford Dist 1	Total	983	0	0.00										
Stratford Mail-In Ballot	Total	0	264	0.00	229	1								
Stratford Provisional	Total	0	58	0.00	46									
Stratford Emergency Ballots	Total	0	0	0.00										
Stratford Borough	Total	983	322	32.76	275	1								
Tavistock Dist 1	Total	0	0	0.00										
Tavistock Mail-In Ballot	Total	0	0	0.00										
Tavistock Provisional	Total	0	0	0.00										
Tavistock Emergency Ballots	Total	0	0	0.00										
Tavistock Borough	Total	0	0	0.00										

County Surrogate - REP

		Registered	Ballots Cast	Turnout (%)	Kimberley STUART	Write-In								
Voorhees Dist 1	Total	4181	0	0.00										
Voorhees Mail-In Ballot	Total	0	1074	0.00	957	2								
Voorhees Provisional	Total	0	186	0.00	170	1								
Voorhees Emergency Ballots	Total	0	0	0.00										
Voorhees Twp	Total	4181	1260	30.14	1127	3								
Waterford Dist 1	Total	1978	2	0.10	2									
Waterford Mail-In Ballot	Total	0	541	0.00	481									
Waterford Provisional	Total	0	181	0.00	163									
Waterford Emergency Ballots	Total	0	0	0.00										
Waterford Twp	Total	1978	724	36.60	646									
Winslow W1 D1	Total	1664	0	0.00										
Winslow Ward 1 Mail-In Ballot	Total	0	499	0.00	458	2								
Winslow Ward 1 Provisional	Total	0	152	0.00	141									
Winslow W1 Emergency Ballots	Total	0	0	0.00										
Winslow W2 D1	Total	1279	0	0.00										
Winslow Ward 2 Mail-In Ballot	Total	0	350	0.00	323	4								
Winslow Ward 2 Provisional	Total	0	113	0.00	104	1								
Winslow W2 Mail-In Ballot Rejected	Total	0	0	0.00										
Winslow W2 Provisional Rejected	Total	0	0	0.00										
Winslow W2 Emergency Ballots	Total	0	0	0.00										
Winslow W3 D1	Total	386	0	0.00										
Winslow Ward 3 Mail-In Ballot	Total	0	76	0.00	70	1								
Winslow Ward 3 Provisional	Total	0	24	0.00	20									
Winslow W3 Mail-In Ballot Rejected	Total	0	0	0.00										
Winslow W3 Provisional Rejected	Total	0	0	0.00										
Winslow W3 Emergency Ballots	Total	0	0	0.00										
Winslow W4 D1	Total	960	0	0.00										
Winslow Ward 4 Mail-In Ballot	Total	0	221	0.00	201	2								
Winslow Ward 4 Provisional	Total	0	82	0.00	74									
Winslow W4 Mail-In Ballot Rejected	Total	0	0	0.00										
Winslow W4 Provisional Rejected	Total	0	0	0.00										
Winslow W4 Emergency Ballots	Total	0	0	0.00										
Winslow Twp	Total	4289	1517	35.37	1391	10								

County Surrogate - REP

		Registered	Ballots Cast	Turnout (%)	Kimberley STUART	Write-In							
Woodlynne Dist 1	Total	106	0	0.00									
Woodlynne Mail-In Ballot	Total	0	17	0.00	16								
Woodlynne Provisional	Total	0	4	0.00	4								
Woodlynne Emergency Ballots	Total	0	0	0.00									
Woodlynne Borough	Total	106	21	19.81	20								
Total - TC-Emergency		57228	0	0.00									
Total - TC-Machine		57228	16	0.03	10								
Total - TC-Mail-In Ballot		57228	13933	24.35	12570	65							
Total - TC-Provisional		57228	3913	6.84	3485	11							
Total - TC-Rejected Ballots		57228	0	0.00									
Contest Total		57228	17862	31.21	16065	76							

Board of Chosen Freeholders UNEX - REP

		Registered	Ballots Cast	Turnout (%)	Nicole NANCE	Write-In								
Audubon Boro Dist 1	Total	1331	0	0.00										
Audubon Boro Mail-In Ballot	Total	0	295	0.00	267	2								
Audubon Boro Provisional	Total	0	123	0.00	112									
Audubon Boro Emergency Ballots	Total	0	0	0.00										
Audubon Borough	Total	1331	418	31.40	379	2								
Audubon Park Dist 1	Total	118	0	0.00										
Audubon Park Mail-In Ballot	Total	0	41	0.00	37									
Audubon Park Provisional	Total	0	21	0.00	17									
Audubon Park Emergency Ballots	Total	0	0	0.00										
Audubon Park Borough	Total	118	62	52.54	54									
Barrington Dist 1	Total	1001	1	0.10	1									
Barrington Mail-In Ballot	Total	0	299	0.00	264	2								
Barrington Provisional	Total	0	50	0.00	40	1								
Barrington Emergency Ballots	Total	0	0	0.00										
Barrington Borough	Total	1001	350	34.97	305	3								
Bellmawr Dist 1	Total	1299	0	0.00										
Bellmawr Mail-In Ballot	Total	0	275	0.00	249	3								
Bellmawr Provisional	Total	0	98	0.00	81									
Bellmawr Emergency Ballots	Total	0	0	0.00										
Bellmawr Borough	Total	1299	373	28.71	330	3								
Berlin Boro Dist 1	Total	1392	0	0.00										
Berlin Boro Mail-In Ballot	Total	0	365	0.00	331	1								
Berlin Boro Provisional	Total	0	111	0.00	103									
Berlin Boro Emergency Ballots	Total	0	0	0.00										
Berlin Borough	Total	1392	476	34.20	434	1								
Berlin Twp Dist 1	Total	785	1	0.13										
Berlin Twp Mail-In Ballot	Total	0	204	0.00	184	4								
Berlin Twp Provisional	Total	0	67	0.00	62									
Berlin Twp Emergency Ballots	Total	0	0	0.00										
Berlin Township	Total	785	272	34.65	246	4								
Brooklawn Dist 1	Total	190	0	0.00										
Brooklawn Mail-In Ballot	Total	0	31	0.00	27									
Brooklawn Provisional	Total	0	27	0.00	23									

Board of Chosen Freeholders UNEX - REP

		Registered	Ballots Cast	Turnout (%)	Nicole NANCE	Write-In								
Brooklawn Emergency Ballots	Total	0	0	0.00										
Brooklawn Borough	Total	190	58	30.53	50									
Camden City W1 D1	Total	431	0	0.00										
Camden City Ward 1 Mail-In Ballot	Total	0	35	0.00	23									
Camden City Ward 1 Provisional	Total	0	16	0.00	13									
Camden City W1 Emergency Ballots	Total	0	0	0.00										
Camden City W2 D1	Total	427	0	0.00										
Camden City Ward 2 Mail-In Ballot	Total	0	33	0.00	26									
Camden City Ward 2 Provisional	Total	0	15	0.00	10									
Camden City W2 Emergency Ballots	Total	0	0	0.00										
Camden City W3 D1	Total	510	0	0.00										
Camden City Ward 3 Mail-In Ballot	Total	0	32	0.00	27									
Camden City Ward 3 Provisional	Total	0	9	0.00	6	1								
Camden City W3 Emergency Ballots	Total	0	0	0.00										
Camden City W4 D1	Total	506	0	0.00										
Camden City Ward 4 Mail-In Ballot	Total	0	31	0.00	25									
Camden City Ward 4 Provisional	Total	0	16	0.00	10									
Camden City W4 Emergency Ballots	Total	0	0	0.00										
Camden City	Total	1874	187	9.98	140	1								
Cherry Hill Dist 1	Total	10573	0	0.00										
Cherry Hill Mail-In Ballot	Total	0	2676	0.00	2444	8								
Cherry Hill Provisional	Total	0	636	0.00	569	1								
Cherry Hill Emergency Ballots	Total	0	0	0.00										
Cherry Hill Twp	Total	10573	3312	31.33	3013	9								
Chesilhurst Dist 1	Total	145	0	0.00										
Chesilhurst Mail-In Ballot	Total	0	50	0.00	47									
Chesilhurst Provisional	Total	0	8	0.00	8									
Chesilhurst Emergency Ballots	Total	0	0	0.00										
Chesilhurst Borough	Total	145	58	40.00	55									
Clementon Dist 1	Total	539	0	0.00										
Clementon Mail-In Ballot	Total	0	135	0.00	130	1								

Board of Chosen Freeholders UNEX - REP

		Registered	Ballots Cast	Turnout (%)	Nicole NANCE	Write-In								
Clementon Provisional	Total	0	49	0.00	44									
Clementon Emergency Ballots	Total	0	0	0.00										
Clementon Borough	Total	539	184	34.14	174	1								
Collingswood Dist 1	Total	1504	0	0.00										
Collingswood Mail-In Ballot	Total	0	345	0.00	301	4								
Collingswood Provisional	Total	0	122	0.00	111									
Collingswood Emergency Ballots	Total	0	0	0.00										
Collingswood Borough	Total	1504	467	31.05	412	4								
Gibbsboro Dist 1	Total	400	0	0.00										
Gibbsboro Mail-In Ballot	Total	0	104	0.00	94	2								
Gibbsboro Provisional	Total	0	31	0.00	28									
Gibbsboro Emergency Ballots	Total	0	0	0.00										
Gibbsboro Borough	Total	400	135	33.75	122	2								
Gloucester City W1 D1	Total	308	1	0.32	1									
Gloucester City Ward 1 Mail-In Ballot	Total	0	58	0.00	54									
Gloucester City Ward 1 Provisional	Total	0	30	0.00	29									
Gloucester City W1 Emergency Ballots	Total	0	0	0.00										
Gloucester City W2 D1	Total	377	0	0.00										
Gloucester City Ward 2 Mail-In Ballot	Total	0	80	0.00	71									
Gloucester City Ward 2 Provisional	Total	0	36	0.00	33									
Gloucester City W2 Emergency Ballots	Total	0	0	0.00										
Gloucester City W3 D1	Total	317	0	0.00										
Gloucester City Ward 3 Mail-In Ballot	Total	0	76	0.00	73									
Gloucester City Ward 3 Provisional	Total	0	22	0.00	22									
Gloucester City W3 Emergency Ballots	Total	0	0	0.00										
Gloucester City	Total	1002	303	30.24	283									
Gloucester Twp Dist 1	Total	8467	3	0.04	1									
Gloucester Twp Mail-In Ballot	Total	0	2142	0.00	1947	6								
Gloucester Twp Provisional	Total	0	638	0.00	578	1								
Gloucester Twp Emergency Ballots	Total	0	0	0.00										
Gloucester Twp	Total	8467	2783	32.87	2526	7								

Board of Chosen Freeholders UNEX - REP

		Registered	Ballots Cast	Turnout (%)	Nicole NANCE	Write-In								
Haddon Twp Dist 1	Total	2404	0	0.00										
Haddon Twp Mail-In Ballot	Total	0	578	0.00	523	2								
Haddon Twp Provisional	Total	0	139	0.00	124									
Haddon Twp Emergency Ballots	Total	0	0	0.00										
Haddon Twp	Total	2404	717	29.83	647	2								
Haddonfield Dist 1	Total	2385	0	0.00										
Haddonfield Mail-In Ballot	Total	0	550	0.00	493	4								
Haddonfield Provisional	Total	0	146	0.00	131									
Haddonfield Emergency Ballots	Total	0	0	0.00										
Haddonfield Borough	Total	2385	696	29.18	624	4								
Haddon Heights Dist 1	Total	1414	0	0.00										
Haddon Heights Mail-In Ballot	Total	0	341	0.00	318	1								
Haddon Heights Provisional	Total	0	112	0.00	97	1								
Haddon Heights Emergency Ballots	Total	0	0	0.00										
Haddon Heights Borough	Total	1414	453	32.04	415	2								
Hi-Nella Dist 1	Total	90	0	0.00										
Hi Nella Mail-In Ballot	Total	0	15	0.00	14	1								
Hi Nella Provisional	Total	0	8	0.00	6									
Hi Nella Emergency Ballots	Total	0	0	0.00										
Hi-Nella Borough	Total	90	23	25.56	20	1								
Laurel Springs Dist 1	Total	319	0	0.00										
Laurel Springs Mail-In Ballot	Total	0	74	0.00	68									
Laurel Springs Provisional	Total	0	27	0.00	23									
Laurel Springs Emergency Ballots	Total	0	0	0.00										
Laurel Springs Borough	Total	319	101	31.66	91									
Lawnside Dist 1	Total	80	0	0.00										
Lawnside Mail-In Ballot	Total	0	18	0.00	16									
Lawnside Provisional	Total	0	1	0.00										
Lawnside Emergency Ballots	Total	0	0	0.00										
Lawnside Borough	Total	80	19	23.75	16									

Board of Chosen Freeholders UNEX - REP

		Registered	Ballots Cast	Turnout (%)	Nicole NANCE	Write-In								
Lindenwold Dist 1	Total	1022	0	0.00										
Lindenwold Mail-In Ballot	Total	0	255	0.00	232									
Lindenwold Provisional	Total	0	54	0.00	48									
Lindenwold Emergency Ballots	Total	0	0	0.00										
Lindenwold Borough	Total	1022	309	30.23	280									
Magnolia Dist 1	Total	523	1	0.19	1									
Magnolia Mail-In Ballot	Total	0	122	0.00	113									
Magnolia Provisional	Total	0	34	0.00	26									
Magnolia Emergency Ballots	Total	0	0	0.00										
Magnolia Borough	Total	523	157	30.02	140									
Merchantville Dist 1	Total	476	0	0.00										
Merchantville Mail-In Ballot	Total	0	98	0.00	86									
Merchantville Provisional	Total	0	32	0.00	27									
Merchantville Emergency Ballots	Total	0	0	0.00										
Merchantville Borough	Total	476	130	27.31	113									
Mt Ephraim Dist 1	Total	623	0	0.00										
Mt. Ephraim Mail-In Ballot	Total	0	166	0.00	146									
Mt. Ephraim Provisional	Total	0	54	0.00	44									
Mt. Ephraim Emergency Ballots	Total	0	0	0.00										
Mount Ephraim Borough	Total	623	220	35.31	190									
Oaklyn Dist 1	Total	512	0	0.00										
Oaklyn Mail-In Ballot	Total	0	116	0.00	104	2								
Oaklyn Provisional	Total	0	36	0.00	30									
Oaklyn Emergency Ballots	Total	0	0	0.00										
Oaklyn Borough	Total	512	152	29.69	134	2								
Pennsauken Dist 1	Total	2765	7	0.25	4									
Pennsauken Mail-In Ballot	Total	0	648	0.00	580	8								
Pennsauken Provisional	Total	0	189	0.00	155	4								
Pennsauken Emergency Ballots	Total	0	0	0.00										
Pennsauken Twp	Total	2765	844	30.52	739	12								
Pine Hill Dist 1	Total	955	0	0.00										
Pine Hill Mail-In Ballot	Total	0	240	0.00	220									

Board of Chosen Freeholders UNEX - REP

		Registered	Ballots Cast	Turnout (%)	Nicole NANCE	Write-In								
Pine Hill Provisional	Total	0	45	0.00	39									
Pine Hill Emergency Ballots	Total	0	0	0.00										
Pine Hill Borough	Total	955	285	29.84	259									
Pine Valley Dist 1	Total	8	0	0.00										
Pine Valley Mail-In Ballot	Total	0	8	0.00	8									
Pine Valley Provisional	Total	0	0	0.00										
Pine Valley Emergency Ballots	Total	0	0	0.00										
Pine Valley Borough	Total	8	8	100.00	8									
Runnemede Dist 1	Total	979	0	0.00										
Runnemede Mail-In Ballot	Total	0	243	0.00	218	1								
Runnemede Provisional	Total	0	46	0.00	45									
Runnemede Emergency Ballots	Total	0	0	0.00										
Runnemede Borough	Total	979	289	29.52	263	1								
Somerdale Dist 1	Total	516	0	0.00										
Somerdale Mail-In Ballot	Total	0	112	0.00	105	1								
Somerdale Provisional	Total	0	65	0.00	57									
Somerdale Emergency Ballots	Total	0	0	0.00										
Somerdale Borough	Total	516	177	34.30	162	1								
Stratford Dist 1	Total	983	0	0.00										
Stratford Mail-In Ballot	Total	0	264	0.00	230	1								
Stratford Provisional	Total	0	58	0.00	46									
Stratford Emergency Ballots	Total	0	0	0.00										
Stratford Borough	Total	983	322	32.76	276	1								
Tavistock Dist 1	Total	0	0	0.00										
Tavistock Mail-In Ballot	Total	0	0	0.00										
Tavistock Provisional	Total	0	0	0.00										
Tavistock Emergency Ballots	Total	0	0	0.00										
Tavistock Borough	Total	0	0	0.00										
Voorhees Dist 1	Total	4181	0	0.00										
Voorhees Mail-In Ballot	Total	0	1074	0.00	962	2								
Voorhees Provisional	Total	0	186	0.00	168	1								
Voorhees Emergency Ballots	Total	0	0	0.00										

Board of Chosen Freeholders UNEX - REP

		Registered	Ballots Cast	Turnout (%)	Nicole NANCE	Write-In								
Voorhees Twp	Total	4181	1260	30.14	1130	3								
Waterford Dist 1	Total	1978	2	0.10	2									
Waterford Mail-In Ballot	Total	0	541	0.00	479									
Waterford Provisional	Total	0	181	0.00	168									
Waterford Emergency Ballots	Total	0	0	0.00										
Waterford Twp	Total	1978	724	36.60	649									
Winslow W1 D1	Total	1664	0	0.00										
Winslow Ward 1 Mail-In Ballot	Total	0	499	0.00	458	2								
Winslow Ward 1 Provisional	Total	0	152	0.00	145									
Winslow W1 Emergency Ballots	Total	0	0	0.00										
Winslow W2 D1	Total	1279	0	0.00										
Winslow Ward 2 Mail-In Ballot	Total	0	350	0.00	325	3								
Winslow Ward 2 Provisional	Total	0	113	0.00	103	1								
Winslow W2 Mail-In Ballot Rejected	Total	0	0	0.00										
Winslow W2 Provisional Rejected	Total	0	0	0.00										
Winslow W2 Emergency Ballots	Total	0	0	0.00										
Winslow W3 D1	Total	386	0	0.00										
Winslow Ward 3 Mail-In Ballot	Total	0	76	0.00	70	1								
Winslow Ward 3 Provisional	Total	0	24	0.00	19									
Winslow W3 Mail-In Ballot Rejected	Total	0	0	0.00										
Winslow W3 Provisional Rejected	Total	0	0	0.00										
Winslow W3 Emergency Ballots	Total	0	0	0.00										
Winslow W4 D1	Total	960	0	0.00										
Winslow Ward 4 Mail-In Ballot	Total	0	221	0.00	200	1								
Winslow Ward 4 Provisional	Total	0	82	0.00	73									
Winslow W4 Mail-In Ballot Rejected	Total	0	0	0.00										
Winslow W4 Provisional Rejected	Total	0	0	0.00										
Winslow W4 Emergency Ballots	Total	0	0	0.00										
Winslow Twp	Total	4289	1517	35.37	1393	8								
Woodlynne Dist 1	Total	106	0	0.00										
Woodlynne Mail-In Ballot	Total	0	17	0.00	16									
Woodlynne Provisional	Total	0	4	0.00	4									
Woodlynne Emergency Ballots	Total	0	0	0.00										
Woodlynne Borough	Total	106	21	19.81	20									

Board of Chosen Freeholders UNEX - REP

	Registered	Ballots Cast	Turnout (%)	Nicole NANCE	Write-In								
Total - TC-Emergency	57228	0	0.00										
Total - TC-Machine	57228	16	0.03	10									
Total - TC-Mail-In Ballot	57228	13933	24.35	12605	63								
Total - TC-Provisional	57228	3913	6.84	3477	11								
Total - TC-Rejected Ballots	57228	0	0.00										
Contest Total	57228	17862	31.21	16092	74								

Board of Chosen Freeholders - REP

		Registered	Ballots Cast	Turnout (%)	Jennifer MOORE	Johanna SCHEETS	Write-In							
Audubon Boro Dist 1	Total	1331	0	0.00										
Audubon Boro Mail-In Ballot	Total	0	295	0.00	267	261	1							
Audubon Boro Provisional	Total	0	123	0.00	110	110								
Audubon Boro Emergency Ballots	Total	0	0	0.00										
Audubon Borough	Total	1331	418	31.40	377	371	1							
Audubon Park Dist 1	Total	118	0	0.00										
Audubon Park Mail-In Ballot	Total	0	41	0.00	37	35								
Audubon Park Provisional	Total	0	21	0.00	16	14								
Audubon Park Emergency Ballots	Total	0	0	0.00										
Audubon Park Borough	Total	118	62	52.54	53	49								
Barrington Dist 1	Total	1001	1	0.10	1	1								
Barrington Mail-In Ballot	Total	0	299	0.00	267	263	3							
Barrington Provisional	Total	0	50	0.00	43	43	2							
Barrington Emergency Ballots	Total	0	0	0.00										
Barrington Borough	Total	1001	350	34.97	311	307	5							
Bellmawr Dist 1	Total	1299	0	0.00										
Bellmawr Mail-In Ballot	Total	0	275	0.00	247	245	7							
Bellmawr Provisional	Total	0	98	0.00	81	76								
Bellmawr Emergency Ballots	Total	0	0	0.00										
Bellmawr Borough	Total	1299	373	28.71	328	321	7							
Berlin Boro Dist 1	Total	1392	0	0.00										
Berlin Boro Mail-In Ballot	Total	0	365	0.00	328	325	2							
Berlin Boro Provisional	Total	0	111	0.00	101	101								
Berlin Boro Emergency Ballots	Total	0	0	0.00										
Berlin Borough	Total	1392	476	34.20	429	426	2							
Berlin Twp Dist 1	Total	785	1	0.13										
Berlin Twp Mail-In Ballot	Total	0	204	0.00	185	180	7							
Berlin Twp Provisional	Total	0	67	0.00	64	61								
Berlin Twp Emergency Ballots	Total	0	0	0.00										
Berlin Township	Total	785	272	34.65	249	241	7							
Brooklawn Dist 1	Total	190	0	0.00										
Brooklawn Mail-In Ballot	Total	0	31	0.00	27	23								

Board of Chosen Freeholders - REP

		Registered	Ballots Cast	Turnout (%)	Jennifer MOORE	Johanna SCHEETS	Write-In							
Brooklawn Provisional	Total	0	27	0.00	23	24								
Brooklawn Emergency Ballots	Total	0	0	0.00										
Brooklawn Borough	Total	190	58	30.53	50	47								
Camden City W1 D1	Total	431	0	0.00										
Camden City Ward 1 Mail-In Ballot	Total	0	35	0.00	24	23								
Camden City Ward 1 Provisional	Total	0	16	0.00	10	10								
Camden City W1 Emergency Ballots	Total	0	0	0.00										
Camden City W2 D1	Total	427	0	0.00										
Camden City Ward 2 Mail-In Ballot	Total	0	33	0.00	27	25								
Camden City Ward 2 Provisional	Total	0	15	0.00	11	9								
Camden City W2 Emergency Ballots	Total	0	0	0.00										
Camden City W3 D1	Total	510	0	0.00										
Camden City Ward 3 Mail-In Ballot	Total	0	32	0.00	28	24								
Camden City Ward 3 Provisional	Total	0	9	0.00	6	6	2							
Camden City W3 Emergency Ballots	Total	0	0	0.00										
Camden City W4 D1	Total	506	0	0.00										
Camden City Ward 4 Mail-In Ballot	Total	0	31	0.00	25	21								
Camden City Ward 4 Provisional	Total	0	16	0.00	11	10								
Camden City W4 Emergency Ballots	Total	0	0	0.00										
Camden City	Total	1874	187	9.98	142	128	2							
Cherry Hill Dist 1	Total	10573	0	0.00										
Cherry Hill Mail-In Ballot	Total	0	2676	0.00	2435	2411	15							
Cherry Hill Provisional	Total	0	636	0.00	565	561	3							
Cherry Hill Emergency Ballots	Total	0	0	0.00										
Cherry Hill Twp	Total	10573	3312	31.33	3000	2972	18							
Chesilhurst Dist 1	Total	145	0	0.00										
Chesilhurst Mail-In Ballot	Total	0	50	0.00	48	47								
Chesilhurst Provisional	Total	0	8	0.00	8	7								
Chesilhurst Emergency Ballots	Total	0	0	0.00										
Chesilhurst Borough	Total	145	58	40.00	56	54								

Board of Chosen Freeholders - REP

		Registered	Ballots Cast	Turnout (%)	Jennifer MOORE	Johanna SCHEETS	Write-In							
Clementon Dist 1	Total	539	0	0.00										
Clementon Mail-In Ballot	Total	0	135	0.00	130	129	2							
Clementon Provisional	Total	0	49	0.00	43	43								
Clementon Emergency Ballots	Total	0	0	0.00										
Clementon Borough	Total	539	184	34.14	173	172	2							
Collingswood Dist 1	Total	1504	0	0.00										
Collingswood Mail-In Ballot	Total	0	345	0.00	301	301	5							
Collingswood Provisional	Total	0	122	0.00	104	108								
Collingswood Emergency Ballots	Total	0	0	0.00										
Collingswood Borough	Total	1504	467	31.05	405	409	5							
Gibbsboro Dist 1	Total	400	0	0.00										
Gibbsboro Mail-In Ballot	Total	0	104	0.00	96	94	1							
Gibbsboro Provisional	Total	0	31	0.00	29	27								
Gibbsboro Emergency Ballots	Total	0	0	0.00										
Gibbsboro Borough	Total	400	135	33.75	125	121	1							
Gloucester City W1 D1	Total	308	1	0.32	1	1								
Gloucester City Ward 1 Mail-In Ballot	Total	0	58	0.00	54	52								
Gloucester City Ward 1 Provisional	Total	0	30	0.00	29	26								
Gloucester City W1 Emergency Ballots	Total	0	0	0.00										
Gloucester City W2 D1	Total	377	0	0.00										
Gloucester City Ward 2 Mail-In Ballot	Total	0	80	0.00	70	70								
Gloucester City Ward 2 Provisional	Total	0	36	0.00	33	34								
Gloucester City W2 Emergency Ballots	Total	0	0	0.00										
Gloucester City W3 D1	Total	317	0	0.00										
Gloucester City Ward 3 Mail-In Ballot	Total	0	76	0.00	73	71								
Gloucester City Ward 3 Provisional	Total	0	22	0.00	20	19								
Gloucester City W3 Emergency Ballots	Total	0	0	0.00										
Gloucester City	Total	1002	303	30.24	280	273								
Gloucester Twp Dist 1	Total	8467	3	0.04	1	1								
Gloucester Twp Mail-In Ballot	Total	0	2142	0.00	1950	1935	5							
Gloucester Twp Provisional	Total	0	638	0.00	578	564	1							

Board of Chosen Freeholders - REP

		Registered	Ballots Cast	Turnout (%)	Jennifer MOORE	Johanna SCHEETS	Write-In						
Gloucester Twp Emergency Ballots	Total	0	0	0.00									
Gloucester Twp	Total	8467	2783	32.87	2529	2500	6						
Haddon Twp Dist 1	Total	2404	0	0.00									
Haddon Twp Mail-In Ballot	Total	0	578	0.00	517	513	5						
Haddon Twp Provisional	Total	0	139	0.00	125	123							
Haddon Twp Emergency Ballots	Total	0	0	0.00									
Haddon Twp	Total	2404	717	29.83	642	636	5						
Haddonfield Dist 1	Total	2385	0	0.00									
Haddonfield Mail-In Ballot	Total	0	550	0.00	490	489	8						
Haddonfield Provisional	Total	0	146	0.00	134	127							
Haddonfield Emergency Ballots	Total	0	0	0.00									
Haddonfield Borough	Total	2385	696	29.18	624	616	8						
Haddon Heights Dist 1	Total	1414	0	0.00									
Haddon Heights Mail-In Ballot	Total	0	341	0.00	317	315	3						
Haddon Heights Provisional	Total	0	112	0.00	101	94	1						
Haddon Heights Emergency Ballots	Total	0	0	0.00									
Haddon Heights Borough	Total	1414	453	32.04	418	409	4						
Hi-Nella Dist 1	Total	90	0	0.00									
Hi Nella Mail-In Ballot	Total	0	15	0.00	14	14	2						
Hi Nella Provisional	Total	0	8	0.00	6	5							
Hi Nella Emergency Ballots	Total	0	0	0.00									
Hi-Nella Borough	Total	90	23	25.56	20	19	2						
Laurel Springs Dist 1	Total	319	0	0.00									
Laurel Springs Mail-In Ballot	Total	0	74	0.00	67	67							
Laurel Springs Provisional	Total	0	27	0.00	22	22							
Laurel Springs Emergency Ballots	Total	0	0	0.00									
Laurel Springs Borough	Total	319	101	31.66	89	89							
Lawnside Dist 1	Total	80	0	0.00									
Lawnside Mail-In Ballot	Total	0	18	0.00	15	14							
Lawnside Provisional	Total	0	1	0.00									

Board of Chosen Freeholders - REP

		Registered	Ballots Cast	Turnout (%)	Jennifer MOORE	Johanna SCHEETS	Write-In							
Lawnside Emergency Ballots	Total	0	0	0.00										
Lawnside Borough	Total	80	19	23.75	15	14								
Lindenwold Dist 1	Total	1022	0	0.00										
Lindenwold Mail-In Ballot	Total	0	255	0.00	234	231								
Lindenwold Provisional	Total	0	54	0.00	49	48								
Lindenwold Emergency Ballots	Total	0	0	0.00										
Lindenwold Borough	Total	1022	309	30.23	283	279								
Magnolia Dist 1	Total	523	1	0.19	1	1								
Magnolia Mail-In Ballot	Total	0	122	0.00	116	112								
Magnolia Provisional	Total	0	34	0.00	25	24								
Magnolia Emergency Ballots	Total	0	0	0.00										
Magnolia Borough	Total	523	157	30.02	142	137								
Merchantville Dist 1	Total	476	0	0.00										
Merchantville Mail-In Ballot	Total	0	98	0.00	86	86								
Merchantville Provisional	Total	0	32	0.00	28	28								
Merchantville Emergency Ballots	Total	0	0	0.00										
Merchantville Borough	Total	476	130	27.31	114	114								
Mt Ephraim Dist 1	Total	623	0	0.00										
Mt. Ephraim Mail-In Ballot	Total	0	166	0.00	145	142								
Mt. Ephraim Provisional	Total	0	54	0.00	45	42								
Mt. Ephraim Emergency Ballots	Total	0	0	0.00										
Mount Ephraim Borough	Total	623	220	35.31	190	184								
Oaklyn Dist 1	Total	512	0	0.00										
Oaklyn Mail-In Ballot	Total	0	116	0.00	108	106	4							
Oaklyn Provisional	Total	0	36	0.00	30	32								
Oaklyn Emergency Ballots	Total	0	0	0.00										
Oaklyn Borough	Total	512	152	29.69	138	138	4							
Pennsauken Dist 1	Total	2765	7	0.25	4	3								
Pennsauken Mail-In Ballot	Total	0	648	0.00	579	567	9							
Pennsauken Provisional	Total	0	189	0.00	144	149	8							
Pennsauken Emergency Ballots	Total	0	0	0.00										

Board of Chosen Freeholders - REP

		Registered	Ballots Cast	Turnout (%)	Jennifer MOORE	Johanna SCHEETS	Write-In							
Pennsauken Twp	Total	2765	844	30.52	727	719	17							
Pine Hill Dist 1	Total	955	0	0.00										
Pine Hill Mail-In Ballot	Total	0	240	0.00	219	218								
Pine Hill Provisional	Total	0	45	0.00	37	37								
Pine Hill Emergency Ballots	Total	0	0	0.00										
Pine Hill Borough	Total	955	285	29.84	256	255								
Pine Valley Dist 1	Total	8	0	0.00										
Pine Valley Mail-In Ballot	Total	0	8	0.00	8	8								
Pine Valley Provisional	Total	0	0	0.00										
Pine Valley Emergency Ballots	Total	0	0	0.00										
Pine Valley Borough	Total	8	8	100.00	8	8								
Runnemede Dist 1	Total	979	0	0.00										
Runnemede Mail-In Ballot	Total	0	243	0.00	216	214	1							
Runnemede Provisional	Total	0	46	0.00	42	43								
Runnemede Emergency Ballots	Total	0	0	0.00										
Runnemede Borough	Total	979	289	29.52	258	257	1							
Somerdale Dist 1	Total	516	0	0.00										
Somerdale Mail-In Ballot	Total	0	112	0.00	105	104	2							
Somerdale Provisional	Total	0	65	0.00	58	56								
Somerdale Emergency Ballots	Total	0	0	0.00										
Somerdale Borough	Total	516	177	34.30	163	160	2							
Stratford Dist 1	Total	983	0	0.00										
Stratford Mail-In Ballot	Total	0	264	0.00	232	224	2							
Stratford Provisional	Total	0	58	0.00	46	41	1							
Stratford Emergency Ballots	Total	0	0	0.00										
Stratford Borough	Total	983	322	32.76	278	265	3							
Tavistock Dist 1	Total	0	0	0.00										
Tavistock Mail-In Ballot	Total	0	0	0.00										
Tavistock Provisional	Total	0	0	0.00										
Tavistock Emergency Ballots	Total	0	0	0.00										
Tavistock Borough	Total	0	0	0.00										

Board of Chosen Freeholders - REP

		Registered	Ballots Cast	Turnout (%)	Jennifer MOORE	Johanna SCHEETS	Write-In							
Voorhees Dist 1	Total	4181	0	0.00										
Voorhees Mail-In Ballot	Total	0	1074	0.00	965	953	3							
Voorhees Provisional	Total	0	186	0.00	170	166	2							
Voorhees Emergency Ballots	Total	0	0	0.00										
Voorhees Twp	Total	4181	1260	30.14	1135	1119	5							
Waterford Dist 1	Total	1978	2	0.10	2	2								
Waterford Mail-In Ballot	Total	0	541	0.00	473	463								
Waterford Provisional	Total	0	181	0.00	166	160								
Waterford Emergency Ballots	Total	0	0	0.00										
Waterford Twp	Total	1978	724	36.60	641	625								
Winslow W1 D1	Total	1664	0	0.00										
Winslow Ward 1 Mail-In Ballot	Total	0	499	0.00	450	439	3							
Winslow Ward 1 Provisional	Total	0	152	0.00	143	130								
Winslow W1 Emergency Ballots	Total	0	0	0.00										
Winslow W2 D1	Total	1279	0	0.00										
Winslow Ward 2 Mail-In Ballot	Total	0	350	0.00	324	317	5							
Winslow Ward 2 Provisional	Total	0	113	0.00	103	100	1							
Winslow W2 Mail-In Ballot Rejected	Total	0	0	0.00										
Winslow W2 Provisional Rejected	Total	0	0	0.00										
Winslow W2 Emergency Ballots	Total	0	0	0.00										
Winslow W3 D1	Total	386	0	0.00										
Winslow Ward 3 Mail-In Ballot	Total	0	76	0.00	69	65	2							
Winslow Ward 3 Provisional	Total	0	24	0.00	18	17	1							
Winslow W3 Mail-In Ballot Rejected	Total	0	0	0.00										
Winslow W3 Provisional Rejected	Total	0	0	0.00										
Winslow W3 Emergency Ballots	Total	0	0	0.00										
Winslow W4 D1	Total	960	0	0.00										
Winslow Ward 4 Mail-In Ballot	Total	0	221	0.00	199	199								
Winslow Ward 4 Provisional	Total	0	82	0.00	75	73								
Winslow W4 Mail-In Ballot Rejected	Total	0	0	0.00										
Winslow W4 Provisional Rejected	Total	0	0	0.00										
Winslow W4 Emergency Ballots	Total	0	0	0.00										
Winslow Twp	Total	4289	1517	35.37	1381	1340	12							

Board of Chosen Freeholders - REP

		Registered	Ballots Cast	Turnout (%)	Jennifer MOORE	Johanna SCHEETS	Write-In							
Woodlynne Dist 1	Total	106	0	0.00										
Woodlynne Mail-In Ballot	Total	0	17	0.00	16	16								
Woodlynne Provisional	Total	0	4	0.00	4	4								
Woodlynne Emergency Ballots	Total	0	0	0.00										
Woodlynne Borough	Total	106	21	19.81	20	20								
Total - TC-Emergency		57228	0	0.00										
Total - TC-Machine		57228	16	0.03	10	9								
Total - TC-Mail-In Ballot		57228	13933	24.35	12583	12411	97							
Total - TC-Provisional		57228	3913	6.84	3456	3374	22							
Total - TC-Rejected Ballots		57228	0	0.00										
Contest Total		57228	17862	31.21	16049	15794	119							

Audubon Boro County Committee - REP

		Registered	Ballots Cast	Turnout (%)	Write-In								
Audubon Boro Dist 1	Total	1331	0	0.00									
Audubon Boro Mail-In Ballot	Total	0	295	0.00	5								
Audubon Boro Provisional	Total	0	123	0.00	1								
Audubon Boro Emergency Ballots	Total	0	0	0.00									
Audubon Borough	Total	1331	418	31.40	6								
Total - TC-Emergency		1331	0	0.00									
Total - TC-Machine		1331	0	0.00									
Total - TC-Mail-In Ballot		1331	295	22.16	5								
Total - TC-Provisional		1331	123	9.24	1								
Total - TC-Rejected Ballots		1331	0	0.00									
Contest Total		1331	418	31.40	6								

Audubon Boro County Committee - REP

		Registered	Ballots Cast	Turnout (%)	Write-In								
Audubon Boro Dist 1	Total	1331	0	0.00									
Audubon Boro Mail-In Ballot	Total	0	295	0.00									
Audubon Boro Provisional	Total	0	123	0.00									
Audubon Boro Emergency Ballots	Total	0	0	0.00									
Audubon Borough	Total	1331	418	31.40									
Total - TC-Emergency		1331	0	0.00									
Total - TC-Machine		1331	0	0.00									
Total - TC-Mail-In Ballot		1331	295	22.16									
Total - TC-Provisional		1331	123	9.24									
Total - TC-Rejected Ballots		1331	0	0.00									
Contest Total		1331	418	31.40									

Audubon Park Council - REP

		Registered	Ballots Cast	Turnout (%)	Write-In								
Audubon Park Dist 1	Total	118	0	0.00									
Audubon Park Mail-In Ballot	Total	0	41	0.00	1								
Audubon Park Provisional	Total	0	21	0.00									
Audubon Park Emergency Ballots	Total	0	0	0.00									
Audubon Park Borough	Total	118	62	52.54	1								
Total - TC-Emergency		118	0	0.00									
Total - TC-Machine		118	0	0.00									
Total - TC-Mail-In Ballot		118	41	34.75	1								
Total - TC-Provisional		118	21	17.80									
Total - TC-Rejected Ballots		118	0	0.00									
Contest Total		118	62	52.54	1								

Audubon Park County Committee - REP

		Registered	Ballots Cast	Turnout (%)	Michael PENNOCK	Write-In								
Audubon Park Dist 1	Total	118	0	0.00										
Audubon Park Mail-In Ballot	Total	0	41	0.00	35									
Audubon Park Provisional	Total	0	21	0.00	18									
Audubon Park Emergency Ballots	Total	0	0	0.00										
Audubon Park Borough	Total	118	62	52.54	53									
Total - TC-Emergency		118	0	0.00										
Total - TC-Machine		118	0	0.00										
Total - TC-Mail-In Ballot		118	41	34.75	35									
Total - TC-Provisional		118	21	17.80	18									
Total - TC-Rejected Ballots		118	0	0.00										
Contest Total		118	62	52.54	53									

Audubon Park County Committee - REP

		Registered	Ballots Cast	Turnout (%)	Colleen PENNOCK	Write-In								
Audubon Park Dist 1	Total	118	0	0.00										
Audubon Park Mail-In Ballot	Total	0	41	0.00	35									
Audubon Park Provisional	Total	0	21	0.00	18									
Audubon Park Emergency Ballots	Total	0	0	0.00										
Audubon Park Borough	Total	118	62	52.54	53									
Total - TC-Emergency		118	0	0.00										
Total - TC-Machine		118	0	0.00										
Total - TC-Mail-In Ballot		118	41	34.75	35									
Total - TC-Provisional		118	21	17.80	18									
Total - TC-Rejected Ballots		118	0	0.00										
Contest Total		118	62	52.54	53									

Barrington Council UNEX - REP

		Registered	Ballots Cast	Turnout (%)	Write-In								
Barrington Dist 1	Total	1001	1	0.10									
Barrington Mail-In Ballot	Total	0	299	0.00	158								
Barrington Provisional	Total	0	50	0.00	13								
Barrington Emergency Ballots	Total	0	0	0.00									
Barrington Borough	Total	1001	350	34.97	171								
Total - TC-Emergency		1001	0	0.00									
Total - TC-Machine		1001	1	0.10									
Total - TC-Mail-In Ballot		1001	299	29.87	158								
Total - TC-Provisional		1001	50	5.00	13								
Total - TC-Rejected Ballots		1001	0	0.00									
Contest Total		1001	350	34.97	171								

Barrington Council - REP

		Registered	Ballots Cast	Turnout (%)	Write-In								
Barrington Dist 1	Total	1001	1	0.10									
Barrington Mail-In Ballot	Total	0	299	0.00	311								
Barrington Provisional	Total	0	50	0.00	24								
Barrington Emergency Ballots	Total	0	0	0.00									
Barrington Borough	Total	1001	350	34.97	335								
Total - TC-Emergency		1001	0	0.00									
Total - TC-Machine		1001	1	0.10									
Total - TC-Mail-In Ballot		1001	299	29.87	311								
Total - TC-Provisional		1001	50	5.00	24								
Total - TC-Rejected Ballots		1001	0	0.00									
Contest Total		1001	350	34.97	335								

Barrington County Committee - REP

		Registered	Ballots Cast	Turnout (%)	Write-In								
Barrington Dist 1	Total	1001	1	0.10									
Barrington Mail-In Ballot	Total	0	299	0.00	83								
Barrington Provisional	Total	0	50	0.00	2								
Barrington Emergency Ballots	Total	0	0	0.00									
Barrington Borough	Total	1001	350	34.97	85								
Total - TC-Emergency		1001	0	0.00									
Total - TC-Machine		1001	1	0.10									
Total - TC-Mail-In Ballot		1001	299	29.87	83								
Total - TC-Provisional		1001	50	5.00	2								
Total - TC-Rejected Ballots		1001	0	0.00									
Contest Total		1001	350	34.97	85								

Barrington County Committee - REP

		Registered	Ballots Cast	Turnout (%)	Write-In								
Barrington Dist 1	Total	1001	1	0.10									
Barrington Mail-In Ballot	Total	0	299	0.00	63								
Barrington Provisional	Total	0	50	0.00	2								
Barrington Emergency Ballots	Total	0	0	0.00									
Barrington Borough	Total	1001	350	34.97	65								
Total - TC-Emergency		1001	0	0.00									
Total - TC-Machine		1001	1	0.10									
Total - TC-Mail-In Ballot		1001	299	29.87	63								
Total - TC-Provisional		1001	50	5.00	2								
Total - TC-Rejected Ballots		1001	0	0.00									
Contest Total		1001	350	34.97	65								

Bellmawr Council - REP

		Registered	Ballots Cast	Turnout (%)	Write-In								
Bellmawr Dist 1	Total	1299	0	0.00									
Bellmawr Mail-In Ballot	Total	0	275	0.00	6								
Bellmawr Provisional	Total	0	98	0.00									
Bellmawr Emergency Ballots	Total	0	0	0.00									
Bellmawr Borough	Total	1299	373	28.71	6								
Total - TC-Emergency		1299	0	0.00									
Total - TC-Machine		1299	0	0.00									
Total - TC-Mail-In Ballot		1299	275	21.17	6								
Total - TC-Provisional		1299	98	7.54									
Total - TC-Rejected Ballots		1299	0	0.00									
Contest Total		1299	373	28.71	6								

Bellmawr County Committee - REP

		Registered	Ballots Cast	Turnout (%)	Write-In								
Bellmawr Dist 1	Total	1299	0	0.00									
Bellmawr Mail-In Ballot	Total	0	275	0.00	5								
Bellmawr Provisional	Total	0	98	0.00									
Bellmawr Emergency Ballots	Total	0	0	0.00									
Bellmawr Borough	Total	1299	373	28.71	5								
Total - TC-Emergency		1299	0	0.00									
Total - TC-Machine		1299	0	0.00									
Total - TC-Mail-In Ballot		1299	275	21.17	5								
Total - TC-Provisional		1299	98	7.54									
Total - TC-Rejected Ballots		1299	0	0.00									
Contest Total		1299	373	28.71	5								

Bellmawr County Committee - REP

		Registered	Ballots Cast	Turnout (%)	Write-In								
Bellmawr Dist 1	Total	1299	0	0.00									
Bellmawr Mail-In Ballot	Total	0	275	0.00	3								
Bellmawr Provisional	Total	0	98	0.00									
Bellmawr Emergency Ballots	Total	0	0	0.00									
Bellmawr Borough	Total	1299	373	28.71	3								
Total - TC-Emergency		1299	0	0.00									
Total - TC-Machine		1299	0	0.00									
Total - TC-Mail-In Ballot		1299	275	21.17	3								
Total - TC-Provisional		1299	98	7.54									
Total - TC-Rejected Ballots		1299	0	0.00									
Contest Total		1299	373	28.71	3								

Berlin Boro Council UNEX - REP

		Registered	Ballots Cast	Turnout (%)	Write-In								
Berlin Boro Dist 1	Total	1392	0	0.00									
Berlin Boro Mail-In Ballot	Total	0	365	0.00	2								
Berlin Boro Provisional	Total	0	111	0.00	3								
Berlin Boro Emergency Ballots	Total	0	0	0.00									
Berlin Borough	Total	1392	476	34.20	5								
Total - TC-Emergency		1392	0	0.00									
Total - TC-Machine		1392	0	0.00									
Total - TC-Mail-In Ballot		1392	365	26.22	2								
Total - TC-Provisional		1392	111	7.97	3								
Total - TC-Rejected Ballots		1392	0	0.00									
Contest Total		1392	476	34.20	5								

Berlin Boro Council - REP

		Registered	Ballots Cast	Turnout (%)	Write-In								
Berlin Boro Dist 1	Total	1392	0	0.00									
Berlin Boro Mail-In Ballot	Total	0	365	0.00	4								
Berlin Boro Provisional	Total	0	111	0.00									
Berlin Boro Emergency Ballots	Total	0	0	0.00									
Berlin Borough	Total	1392	476	34.20	4								
Total - TC-Emergency		1392	0	0.00									
Total - TC-Machine		1392	0	0.00									
Total - TC-Mail-In Ballot		1392	365	26.22	4								
Total - TC-Provisional		1392	111	7.97									
Total - TC-Rejected Ballots		1392	0	0.00									
Contest Total		1392	476	34.20	4								

Berlin Boro County Committee - REP

		Registered	Ballots Cast	Turnout (%)	Write-In								
Berlin Boro Dist 1	Total	1392	0	0.00									
Berlin Boro Mail-In Ballot	Total	0	365	0.00									
Berlin Boro Provisional	Total	0	111	0.00									
Berlin Boro Emergency Ballots	Total	0	0	0.00									
Berlin Borough	Total	1392	476	34.20									
Total - TC-Emergency		1392	0	0.00									
Total - TC-Machine		1392	0	0.00									
Total - TC-Mail-In Ballot		1392	365	26.22									
Total - TC-Provisional		1392	111	7.97									
Total - TC-Rejected Ballots		1392	0	0.00									
Contest Total		1392	476	34.20									

Berlin Boro County Committee - REP

		Registered	Ballots Cast	Turnout (%)	Write-In								
Berlin Boro Dist 1	Total	1392	0	0.00									
Berlin Boro Mail-In Ballot	Total	0	365	0.00									
Berlin Boro Provisional	Total	0	111	0.00	1								
Berlin Boro Emergency Ballots	Total	0	0	0.00									
Berlin Borough	Total	1392	476	34.20	1								
Total - TC-Emergency		1392	0	0.00									
Total - TC-Machine		1392	0	0.00									
Total - TC-Mail-In Ballot		1392	365	26.22									
Total - TC-Provisional		1392	111	7.97	1								
Total - TC-Rejected Ballots		1392	0	0.00									
Contest Total		1392	476	34.20	1								

Berlin Twp County Committee - REP

		Registered	Ballots Cast	Turnout (%)	Write-In								
Berlin Twp Dist 1	Total	785	1	0.13									
Berlin Twp Mail-In Ballot	Total	0	204	0.00	2								
Berlin Twp Provisional	Total	0	67	0.00	2								
Berlin Twp Emergency Ballots	Total	0	0	0.00									
Berlin Township	Total	785	272	34.65	4								
Total - TC-Emergency		785	0	0.00									
Total - TC-Machine		785	1	0.13									
Total - TC-Mail-In Ballot		785	204	25.99	2								
Total - TC-Provisional		785	67	8.54	2								
Total - TC-Rejected Ballots		785	0	0.00									
Contest Total		785	272	34.65	4								

Berlin Twp County Committee - REP

		Registered	Ballots Cast	Turnout (%)	Write-In									
Berlin Twp Dist 1	Total	785	1	0.13										
Berlin Twp Mail-In Ballot	Total	0	204	0.00										
Berlin Twp Provisional	Total	0	67	0.00										
Berlin Twp Emergency Ballots	Total	0	0	0.00										
Berlin Township	Total	785	272	34.65										
Total - TC-Emergency		785	0	0.00										
Total - TC-Machine		785	1	0.13										
Total - TC-Mail-In Ballot		785	204	25.99										
Total - TC-Provisional		785	67	8.54										
Total - TC-Rejected Ballots		785	0	0.00										
Contest Total		785	272	34.65										

Brooklawn Council - REP

		Registered	Ballots Cast	Turnout (%)	Write-In								
Brooklawn Dist 1	Total	190	0	0.00									
Brooklawn Mail-In Ballot	Total	0	31	0.00	2								
Brooklawn Provisional	Total	0	27	0.00	1								
Brooklawn Emergency Ballots	Total	0	0	0.00									
Brooklawn Borough	Total	190	58	30.53	3								
Total - TC-Emergency		190	0	0.00									
Total - TC-Machine		190	0	0.00									
Total - TC-Mail-In Ballot		190	31	16.32	2								
Total - TC-Provisional		190	27	14.21	1								
Total - TC-Rejected Ballots		190	0	0.00									
Contest Total		190	58	30.53	3								

Brooklawn County Committee - REP

		Registered	Ballots Cast	Turnout (%)	Write-In								
Brooklawn Dist 1	Total	190	0	0.00									
Brooklawn Mail-In Ballot	Total	0	31	0.00	1								
Brooklawn Provisional	Total	0	27	0.00									
Brooklawn Emergency Ballots	Total	0	0	0.00									
Brooklawn Borough	Total	190	58	30.53	1								
Total - TC-Emergency		190	0	0.00									
Total - TC-Machine		190	0	0.00									
Total - TC-Mail-In Ballot		190	31	16.32	1								
Total - TC-Provisional		190	27	14.21									
Total - TC-Rejected Ballots		190	0	0.00									
Contest Total		190	58	30.53	1								

Brooklawn County Committee - REP

		Registered	Ballots Cast	Turnout (%)	Write-In								
Brooklawn Dist 1	Total	190	0	0.00									
Brooklawn Mail-In Ballot	Total	0	31	0.00	1								
Brooklawn Provisional	Total	0	27	0.00									
Brooklawn Emergency Ballots	Total	0	0	0.00									
Brooklawn Borough	Total	190	58	30.53	1								
Total - TC-Emergency		190	0	0.00									
Total - TC-Machine		190	0	0.00									
Total - TC-Mail-In Ballot		190	31	16.32	1								
Total - TC-Provisional		190	27	14.21									
Total - TC-Rejected Ballots		190	0	0.00									
Contest Total		190	58	30.53	1								

Camden City County Committee At Large - REP

		Registered	Ballots Cast	Turnout (%)	Keith A. WALKER	Charles J. MC KEE	Robert DAVIS	Levi COMBS, III	Write-In					
Camden City W1 D1	Total	431	0	0.00										
Camden City Ward 1 Mail-In Ballot	Total	0	35	0.00	25	22	25	25						
Camden City Ward 1 Provisional	Total	0	16	0.00	9	8	9	9						
Camden City W1 Emergency Ballots	Total	0	0	0.00										
Camden City W2 D1	Total	427	0	0.00										
Camden City Ward 2 Mail-In Ballot	Total	0	33	0.00	25	21	25	23						
Camden City Ward 2 Provisional	Total	0	15	0.00	11	10	11	10						
Camden City W2 Emergency Ballots	Total	0	0	0.00										
Camden City W3 D1	Total	510	0	0.00										
Camden City Ward 3 Mail-In Ballot	Total	0	32	0.00	27	26	26	25						
Camden City Ward 3 Provisional	Total	0	9	0.00	6	6	6	6						
Camden City W3 Emergency Ballots	Total	0	0	0.00										
Camden City W4 D1	Total	506	0	0.00										
Camden City Ward 4 Mail-In Ballot	Total	0	31	0.00	23	21	22	22						
Camden City Ward 4 Provisional	Total	0	16	0.00	13	7	6	9						
Camden City W4 Emergency Ballots	Total	0	0	0.00										
Camden City	Total	1874	187	9.98	139	121	130	129						
Total - TC-Emergency		1874	0	0.00										
Total - TC-Machine		1874	0	0.00										
Total - TC-Mail-In Ballot		1874	131	6.99	100	90	98	95						
Total - TC-Provisional		1874	56	2.99	39	31	32	34						
Total - TC-Rejected Ballots		1874	0	0.00										
Contest Total		1874	187	9.98	139	121	130	129						

Camden City County Committee At Large - REP

		Registered	Ballots Cast	Turnout (%)	Tina ISRAEL	Jennifer ALVIRA	Write-In						
Camden City W1 D1	Total	431	0	0.00									
Camden City Ward 1 Mail-In Ballot	Total	0	35	0.00	23	25	2						
Camden City Ward 1 Provisional	Total	0	16	0.00	7	8							
Camden City W1 Emergency Ballots	Total	0	0	0.00									
Camden City W2 D1	Total	427	0	0.00									
Camden City Ward 2 Mail-In Ballot	Total	0	33	0.00	20	25	2						
Camden City Ward 2 Provisional	Total	0	15	0.00	11	10							
Camden City W2 Emergency Ballots	Total	0	0	0.00									
Camden City W3 D1	Total	510	0	0.00									
Camden City Ward 3 Mail-In Ballot	Total	0	32	0.00	25	24	2						
Camden City Ward 3 Provisional	Total	0	9	0.00	6	7							
Camden City W3 Emergency Ballots	Total	0	0	0.00									
Camden City W4 D1	Total	506	0	0.00									
Camden City Ward 4 Mail-In Ballot	Total	0	31	0.00	24	25							
Camden City Ward 4 Provisional	Total	0	16	0.00	7	10							
Camden City W4 Emergency Ballots	Total	0	0	0.00									
Camden City	Total	1874	187	9.98	123	134	6						
Total - TC-Emergency		1874	0	0.00									
Total - TC-Machine		1874	0	0.00									
Total - TC-Mail-In Ballot		1874	131	6.99	92	99	6						
Total - TC-Provisional		1874	56	2.99	31	35							
Total - TC-Rejected Ballots		1874	0	0.00									
Contest Total		1874	187	9.98	123	134	6						

Cherry Hill County Committee - REP

		Registered	Ballots Cast	Turnout (%)	Cam Co Reg Rep								
Cherry Hill Dist 1	Total	10573	0	0.00									
Cherry Hill Mail-In Ballot	Total	0	2676	0.00	2365								
Cherry Hill Provisional	Total	0	636	0.00	522								
Cherry Hill Emergency Ballots	Total	0	0	0.00									
Cherry Hill Twp	Total	10573	3312	31.33	2887								
Total - TC-Emergency		10573	0	0.00									
Total - TC-Machine		10573	0	0.00									
Total - TC-Mail-In Ballot		10573	2676	25.31	2365								
Total - TC-Provisional		10573	636	6.02	522								
Total - TC-Rejected Ballots		10573	0	0.00									
Contest Total		10573	3312	31.33	2887								

Chesilhurst Council - REP

		Registered	Ballots Cast	Turnout (%)	Write-In								
Chesilhurst Dist 1	Total	145	0	0.00									
Chesilhurst Mail-In Ballot	Total	0	50	0.00	1								
Chesilhurst Provisional	Total	0	8	0.00	1								
Chesilhurst Emergency Ballots	Total	0	0	0.00									
Chesilhurst Borough	Total	145	58	40.00	2								
Total - TC-Emergency		145	0	0.00									
Total - TC-Machine		145	0	0.00									
Total - TC-Mail-In Ballot		145	50	34.48	1								
Total - TC-Provisional		145	8	5.52	1								
Total - TC-Rejected Ballots		145	0	0.00									
Contest Total		145	58	40.00	2								

Chesilhurst County Committee - REP

		Registered	Ballots Cast	Turnout (%)	Write-In								
Chesilhurst Dist 1	Total	145	0	0.00									
Chesilhurst Mail-In Ballot	Total	0	50	0.00	1								
Chesilhurst Provisional	Total	0	8	0.00	1								
Chesilhurst Emergency Ballots	Total	0	0	0.00									
Chesilhurst Borough	Total	145	58	40.00	2								
Total - TC-Emergency		145	0	0.00									
Total - TC-Machine		145	0	0.00									
Total - TC-Mail-In Ballot		145	50	34.48	1								
Total - TC-Provisional		145	8	5.52	1								
Total - TC-Rejected Ballots		145	0	0.00									
Contest Total		145	58	40.00	2								

Chesilhurst County Committee - REP

		Registered	Ballots Cast	Turnout (%)	Write-In								
Chesilhurst Dist 1	Total	145	0	0.00									
Chesilhurst Mail-In Ballot	Total	0	50	0.00									
Chesilhurst Provisional	Total	0	8	0.00									
Chesilhurst Emergency Ballots	Total	0	0	0.00									
Chesilhurst Borough	Total	145	58	40.00									
Total - TC-Emergency		145	0	0.00									
Total - TC-Machine		145	0	0.00									
Total - TC-Mail-In Ballot		145	50	34.48									
Total - TC-Provisional		145	8	5.52									
Total - TC-Rejected Ballots		145	0	0.00									
Contest Total		145	58	40.00									

Clementon Council - REP

		Registered	Ballots Cast	Turnout (%)	William F. Weyland	Brenda Franks	Write-In							
Clementon Dist 1	Total	539	0	0.00										
Clementon Mail-In Ballot	Total	0	135	0.00	131	129	2							
Clementon Provisional	Total	0	49	0.00	46	42								
Clementon Emergency Ballots	Total	0	0	0.00										
Clementon Borough	Total	539	184	34.14	177	171	2							
Total - TC-Emergency		539	0	0.00										
Total - TC-Machine		539	0	0.00										
Total - TC-Mail-In Ballot		539	135	25.05	131	129	2							
Total - TC-Provisional		539	49	9.09	46	42								
Total - TC-Rejected Ballots		539	0	0.00										
Contest Total		539	184	34.14	177	171	2							

Clementon County Committee - REP

		Registered	Ballots Cast	Turnout (%)	Keith CYBULSKI	Write-In								
Clementon Dist 1	Total	539	0	0.00										
Clementon Mail-In Ballot	Total	0	135	0.00	125	4								
Clementon Provisional	Total	0	49	0.00	46									
Clementon Emergency Ballots	Total	0	0	0.00										
Clementon Borough	Total	539	184	34.14	171	4								
Total - TC-Emergency		539	0	0.00										
Total - TC-Machine		539	0	0.00										
Total - TC-Mail-In Ballot		539	135	25.05	125	4								
Total - TC-Provisional		539	49	9.09	46									
Total - TC-Rejected Ballots		539	0	0.00										
Contest Total		539	184	34.14	171	4								

Clementon County Committee - REP

		Registered	Ballots Cast	Turnout (%)	Joan HAEFLE	Write-In								
Clementon Dist 1	Total	539	0	0.00										
Clementon Mail-In Ballot	Total	0	135	0.00	128	2								
Clementon Provisional	Total	0	49	0.00	43									
Clementon Emergency Ballots	Total	0	0	0.00										
Clementon Borough	Total	539	184	34.14	171	2								
Total - TC-Emergency		539	0	0.00										
Total - TC-Machine		539	0	0.00										
Total - TC-Mail-In Ballot		539	135	25.05	128	2								
Total - TC-Provisional		539	49	9.09	43									
Total - TC-Rejected Ballots		539	0	0.00										
Contest Total		539	184	34.14	171	2								

Collingswood County Committee - REP

		Registered	Ballots Cast	Turnout (%)	Write-In								
Collingswood Dist 1	Total	1504	0	0.00									
Collingswood Mail-In Ballot	Total	0	345	0.00	4								
Collingswood Provisional	Total	0	122	0.00	2								
Collingswood Emergency Ballots	Total	0	0	0.00									
Collingswood Borough	Total	1504	467	31.05	6								
Total - TC-Emergency		1504	0	0.00									
Total - TC-Machine		1504	0	0.00									
Total - TC-Mail-In Ballot		1504	345	22.94	4								
Total - TC-Provisional		1504	122	8.11	2								
Total - TC-Rejected Ballots		1504	0	0.00									
Contest Total		1504	467	31.05	6								

Collingswood County Committee - REP

		Registered	Ballots Cast	Turnout (%)	Write-In								
Collingswood Dist 1	Total	1504	0	0.00									
Collingswood Mail-In Ballot	Total	0	345	0.00	2								
Collingswood Provisional	Total	0	122	0.00	2								
Collingswood Emergency Ballots	Total	0	0	0.00									
Collingswood Borough	Total	1504	467	31.05	4								
Total - TC-Emergency		1504	0	0.00									
Total - TC-Machine		1504	0	0.00									
Total - TC-Mail-In Ballot		1504	345	22.94	2								
Total - TC-Provisional		1504	122	8.11	2								
Total - TC-Rejected Ballots		1504	0	0.00									
Contest Total		1504	467	31.05	4								

Gibbsboro Council - REP

		Registered	Ballots Cast	Turnout (%)	Write-In								
Gibbsboro Dist 1	Total	400	0	0.00									
Gibbsboro Mail-In Ballot	Total	0	104	0.00	1								
Gibbsboro Provisional	Total	0	31	0.00									
Gibbsboro Emergency Ballots	Total	0	0	0.00									
Gibbsboro Borough	Total	400	135	33.75	1								
Total - TC-Emergency		400	0	0.00									
Total - TC-Machine		400	0	0.00									
Total - TC-Mail-In Ballot		400	104	26.00	1								
Total - TC-Provisional		400	31	7.75									
Total - TC-Rejected Ballots		400	0	0.00									
Contest Total		400	135	33.75	1								

Gibbsboro County Committee - REP

		Registered	Ballots Cast	Turnout (%)	Write-In								
Gibbsboro Dist 1	Total	400	0	0.00									
Gibbsboro Mail-In Ballot	Total	0	104	0.00	1								
Gibbsboro Provisional	Total	0	31	0.00									
Gibbsboro Emergency Ballots	Total	0	0	0.00									
Gibbsboro Borough	Total	400	135	33.75	1								
Total - TC-Emergency		400	0	0.00									
Total - TC-Machine		400	0	0.00									
Total - TC-Mail-In Ballot		400	104	26.00	1								
Total - TC-Provisional		400	31	7.75									
Total - TC-Rejected Ballots		400	0	0.00									
Contest Total		400	135	33.75	1								

Gibbsboro County Committee - REP

		Registered	Ballots Cast	Turnout (%)	Write-In								
Gibbsboro Dist 1	Total	400	0	0.00									
Gibbsboro Mail-In Ballot	Total	0	104	0.00	1								
Gibbsboro Provisional	Total	0	31	0.00									
Gibbsboro Emergency Ballots	Total	0	0	0.00									
Gibbsboro Borough	Total	400	135	33.75	1								
Total - TC-Emergency		400	0	0.00									
Total - TC-Machine		400	0	0.00									
Total - TC-Mail-In Ballot		400	104	26.00	1								
Total - TC-Provisional		400	31	7.75									
Total - TC-Rejected Ballots		400	0	0.00									
Contest Total		400	135	33.75	1								

Gloucester City County Committee At Large - REP

		Registered	Ballots Cast	Turnout (%)	Write-In								
Gloucester City W1 D1	Total	308	1	0.32									
Gloucester City Ward 1 Mail-In Ballot	Total	0	58	0.00	1								
Gloucester City Ward 1 Provisional	Total	0	30	0.00									
Gloucester City W1 Emergency Ballots	Total	0	0	0.00									
Gloucester City W2 D1	Total	377	0	0.00									
Gloucester City Ward 2 Mail-In Ballot	Total	0	80	0.00	4								
Gloucester City Ward 2 Provisional	Total	0	36	0.00	1								
Gloucester City W2 Emergency Ballots	Total	0	0	0.00									
Gloucester City W3 D1	Total	317	0	0.00									
Gloucester City Ward 3 Mail-In Ballot	Total	0	76	0.00	3								
Gloucester City Ward 3 Provisional	Total	0	22	0.00									
Gloucester City W3 Emergency Ballots	Total	0	0	0.00									
Gloucester City	Total	1002	303	30.24	9								
Total - TC-Emergency		1002	0	0.00									
Total - TC-Machine		1002	1	0.10									
Total - TC-Mail-In Ballot		1002	214	21.36	8								
Total - TC-Provisional		1002	88	8.78	1								
Total - TC-Rejected Ballots		1002	0	0.00									
Contest Total		1002	303	30.24	9								

Gloucester City County Committee At Large - REP

		Registered	Ballots Cast	Turnout (%)	Write-In								
Gloucester City W1 D1	Total	308	1	0.32									
Gloucester City Ward 1 Mail-In Ballot	Total	0	58	0.00									
Gloucester City Ward 1 Provisional	Total	0	30	0.00									
Gloucester City W1 Emergency Ballots	Total	0	0	0.00									
Gloucester City W2 D1	Total	377	0	0.00									
Gloucester City Ward 2 Mail-In Ballot	Total	0	80	0.00	2								
Gloucester City Ward 2 Provisional	Total	0	36	0.00									
Gloucester City W2 Emergency Ballots	Total	0	0	0.00									
Gloucester City W3 D1	Total	317	0	0.00									
Gloucester City Ward 3 Mail-In Ballot	Total	0	76	0.00	2								
Gloucester City Ward 3 Provisional	Total	0	22	0.00									
Gloucester City W3 Emergency Ballots	Total	0	0	0.00									
Gloucester City	Total	1002	303	30.24	4								
Total - TC-Emergency		1002	0	0.00									
Total - TC-Machine		1002	1	0.10									
Total - TC-Mail-In Ballot		1002	214	21.36	4								
Total - TC-Provisional		1002	88	8.78									
Total - TC-Rejected Ballots		1002	0	0.00									
Contest Total		1002	303	30.24	4								

Gloucester Twp County Committee - REP

		Registered	Ballots Cast	Turnout (%)	Cam Co Reg Rep								
Gloucester Twp Dist 1	Total	8467	3	0.04	1								
Gloucester Twp Mail-In Ballot	Total	0	2142	0.00	1885								
Gloucester Twp Provisional	Total	0	638	0.00	535								
Gloucester Twp Emergency Ballots	Total	0	0	0.00									
Gloucester Twp	Total	8467	2783	32.87	2421								
Total - TC-Emergency		8467	0	0.00									
Total - TC-Machine		8467	3	0.04	1								
Total - TC-Mail-In Ballot		8467	2142	25.30	1885								
Total - TC-Provisional		8467	638	7.54	535								
Total - TC-Rejected Ballots		8467	0	0.00									
Contest Total		8467	2783	32.87	2421								

Haddon Twp County Committee - REP

		Registered	Ballots Cast	Turnout (%)	Write-In								
Haddon Twp Dist 1	Total	2404	0	0.00									
Haddon Twp Mail-In Ballot	Total	0	578	0.00	12								
Haddon Twp Provisional	Total	0	139	0.00	1								
Haddon Twp Emergency Ballots	Total	0	0	0.00									
Haddon Twp	Total	2404	717	29.83	13								
Total - TC-Emergency		2404	0	0.00									
Total - TC-Machine		2404	0	0.00									
Total - TC-Mail-In Ballot		2404	578	24.04	12								
Total - TC-Provisional		2404	139	5.78	1								
Total - TC-Rejected Ballots		2404	0	0.00									
Contest Total		2404	717	29.83	13								

Haddon Twp County Committee - REP

		Registered	Ballots Cast	Turnout (%)	Write-In								
Haddon Twp Dist 1	Total	2404	0	0.00									
Haddon Twp Mail-In Ballot	Total	0	578	0.00	12								
Haddon Twp Provisional	Total	0	139	0.00									
Haddon Twp Emergency Ballots	Total	0	0	0.00									
Haddon Twp	Total	2404	717	29.83	12								
Total - TC-Emergency		2404	0	0.00									
Total - TC-Machine		2404	0	0.00									
Total - TC-Mail-In Ballot		2404	578	24.04	12								
Total - TC-Provisional		2404	139	5.78									
Total - TC-Rejected Ballots		2404	0	0.00									
Contest Total		2404	717	29.83	12								

Haddonfield County Committee - REP

		Registered	Ballots Cast	Turnout (%)	Write-In								
Haddonfield Dist 1	Total	2385	0	0.00									
Haddonfield Mail-In Ballot	Total	0	550	0.00	137								
Haddonfield Provisional	Total	0	146	0.00	30								
Haddonfield Emergency Ballots	Total	0	0	0.00									
Haddonfield Borough	Total	2385	696	29.18	167								
Total - TC-Emergency		2385	0	0.00									
Total - TC-Machine		2385	0	0.00									
Total - TC-Mail-In Ballot		2385	550	23.06	137								
Total - TC-Provisional		2385	146	6.12	30								
Total - TC-Rejected Ballots		2385	0	0.00									
Contest Total		2385	696	29.18	167								

Haddonfield County Committee - REP

		Registered	Ballots Cast	Turnout (%)	Write-In								
Haddonfield Dist 1	Total	2385	0	0.00									
Haddonfield Mail-In Ballot	Total	0	550	0.00	112								
Haddonfield Provisional	Total	0	146	0.00	32								
Haddonfield Emergency Ballots	Total	0	0	0.00									
Haddonfield Borough	Total	2385	696	29.18	144								
Total - TC-Emergency		2385	0	0.00									
Total - TC-Machine		2385	0	0.00									
Total - TC-Mail-In Ballot		2385	550	23.06	112								
Total - TC-Provisional		2385	146	6.12	32								
Total - TC-Rejected Ballots		2385	0	0.00									
Contest Total		2385	696	29.18	144								

Haddon Heights Council - REP

		Registered	Ballots Cast	Turnout (%)	Joe PANGARO	Kevin EHRET	Write-In						
Haddon Heights Dist 1	Total	1414	0	0.00									
Haddon Heights Mail-In Ballot	Total	0	341	0.00	314	313	2						
Haddon Heights Provisional	Total	0	112	0.00	96	96	1						
Haddon Heights Emergency Ballots	Total	0	0	0.00									
Haddon Heights Borough	Total	1414	453	32.04	410	409	3						
Total - TC-Emergency		1414	0	0.00									
Total - TC-Machine		1414	0	0.00									
Total - TC-Mail-In Ballot		1414	341	24.12	314	313	2						
Total - TC-Provisional		1414	112	7.92	96	96	1						
Total - TC-Rejected Ballots		1414	0	0.00									
Contest Total		1414	453	32.04	410	409	3						

Haddon Heights County Committee - REP

		Registered	Ballots Cast	Turnout (%)	Jack MERRYFIELD	Rich KINKLER	John ERWIN	Write-In					
Haddon Heights Dist 1	Total	1414	0	0.00									
Haddon Heights Mail-In Ballot	Total	0	341	0.00	321	319	317	5					
Haddon Heights Provisional	Total	0	112	0.00	101	101	95	1					
Haddon Heights Emergency Ballots	Total	0	0	0.00									
Haddon Heights Borough	Total	1414	453	32.04	422	420	412	6					
Total - TC-Emergency		1414	0	0.00									
Total - TC-Machine		1414	0	0.00									
Total - TC-Mail-In Ballot		1414	341	24.12	321	319	317	5					
Total - TC-Provisional		1414	112	7.92	101	101	95	1					
Total - TC-Rejected Ballots		1414	0	0.00									
Contest Total		1414	453	32.04	422	420	412	6					

Haddon Heights County Committee - REP

		Registered	Ballots Cast	Turnout (%)	Sandi MERRYFIELD	Jennifer MOORE	Kimberley STUART	Write-In					
Haddon Heights Dist 1	Total	1414	0	0.00									
Haddon Heights Mail-In Ballot	Total	0	341	0.00	318	313	315	5					
Haddon Heights Provisional	Total	0	112	0.00	100	100	99	1					
Haddon Heights Emergency Ballots	Total	0	0	0.00									
Haddon Heights Borough	Total	1414	453	32.04	418	413	414	6					
Total - TC-Emergency		1414	0	0.00									
Total - TC-Machine		1414	0	0.00									
Total - TC-Mail-In Ballot		1414	341	24.12	318	313	315	5					
Total - TC-Provisional		1414	112	7.92	100	100	99	1					
Total - TC-Rejected Ballots		1414	0	0.00									
Contest Total		1414	453	32.04	418	413	414	6					

Hi-Nella Council - REP

		Registered	Ballots Cast	Turnout (%)	Write-In								
Hi-Nella Dist 1	Total	90	0	0.00									
Hi Nella Mail-In Ballot	Total	0	15	0.00									
Hi Nella Provisional	Total	0	8	0.00									
Hi Nella Emergency Ballots	Total	0	0	0.00									
Hi-Nella Borough	Total	90	23	25.56									
Total - TC-Emergency		90	0	0.00									
Total - TC-Machine		90	0	0.00									
Total - TC-Mail-In Ballot		90	15	16.67									
Total - TC-Provisional		90	8	8.89									
Total - TC-Rejected Ballots		90	0	0.00									
Contest Total		90	23	25.56									

Hi-Nella County Committee - REP

		Registered	Ballots Cast	Turnout (%)	Write-In									
Hi-Nella Dist 1	Total	90	0	0.00										
Hi Nella Mail-In Ballot	Total	0	15	0.00										
Hi Nella Provisional	Total	0	8	0.00										
Hi Nella Emergency Ballots	Total	0	0	0.00										
Hi-Nella Borough	Total	90	23	25.56										
Total - TC-Emergency		90	0	0.00										
Total - TC-Machine		90	0	0.00										
Total - TC-Mail-In Ballot		90	15	16.67										
Total - TC-Provisional		90	8	8.89										
Total - TC-Rejected Ballots		90	0	0.00										
Contest Total		90	23	25.56										

Hi-Nella County Committee - REP

		Registered	Ballots Cast	Turnout (%)	Write-In								
Hi-Nella Dist 1	Total	90	0	0.00									
Hi Nella Mail-In Ballot	Total	0	15	0.00									
Hi Nella Provisional	Total	0	8	0.00									
Hi Nella Emergency Ballots	Total	0	0	0.00									
Hi-Nella Borough	Total	90	23	25.56									
Total - TC-Emergency		90	0	0.00									
Total - TC-Machine		90	0	0.00									
Total - TC-Mail-In Ballot		90	15	16.67									
Total - TC-Provisional		90	8	8.89									
Total - TC-Rejected Ballots		90	0	0.00									
Contest Total		90	23	25.56									

Laurel Springs Council - REP

		Registered	Ballots Cast	Turnout (%)	Samuel DEL PIDIO	Write-In								
Laurel Springs Dist 1	Total	319	0	0.00										
Laurel Springs Mail-In Ballot	Total	0	74	0.00	68									
Laurel Springs Provisional	Total	0	27	0.00	24									
Laurel Springs Emergency Ballots	Total	0	0	0.00										
Laurel Springs Borough	Total	319	101	31.66	92									
Total - TC-Emergency		319	0	0.00										
Total - TC-Machine		319	0	0.00										
Total - TC-Mail-In Ballot		319	74	23.20	68									
Total - TC-Provisional		319	27	8.46	24									
Total - TC-Rejected Ballots		319	0	0.00										
Contest Total		319	101	31.66	92									

Laurel Springs County Committee - REP

		Registered	Ballots Cast	Turnout (%)	Brian DEISSROTH	Write-In								
Laurel Springs Dist 1	Total	319	0	0.00										
Laurel Springs Mail-In Ballot	Total	0	74	0.00	67									
Laurel Springs Provisional	Total	0	27	0.00	23									
Laurel Springs Emergency Ballots	Total	0	0	0.00										
Laurel Springs Borough	Total	319	101	31.66	90									
Total - TC-Emergency		319	0	0.00										
Total - TC-Machine		319	0	0.00										
Total - TC-Mail-In Ballot		319	74	23.20	67									
Total - TC-Provisional		319	27	8.46	23									
Total - TC-Rejected Ballots		319	0	0.00										
Contest Total		319	101	31.66	90									

Laurel Springs County Committee - REP

		Registered	Ballots Cast	Turnout (%)	Tara DUNNING	Write-In							
Laurel Springs Dist 1	Total	319	0	0.00									
Laurel Springs Mail-In Ballot	Total	0	74	0.00	66								
Laurel Springs Provisional	Total	0	27	0.00	24								
Laurel Springs Emergency Ballots	Total	0	0	0.00									
Laurel Springs Borough	Total	319	101	31.66	90								
Total - TC-Emergency		319	0	0.00									
Total - TC-Machine		319	0	0.00									
Total - TC-Mail-In Ballot		319	74	23.20	66								
Total - TC-Provisional		319	27	8.46	24								
Total - TC-Rejected Ballots		319	0	0.00									
Contest Total		319	101	31.66	90								

Lawnside Council - REP

		Registered	Ballots Cast	Turnout (%)	Write-In								
Lawnside Dist 1	Total	80	0	0.00									
Lawnside Mail-In Ballot	Total	0	18	0.00	1								
Lawnside Provisional	Total	0	1	0.00									
Lawnside Emergency Ballots	Total	0	0	0.00									
Lawnside Borough	Total	80	19	23.75	1								
Total - TC-Emergency		80	0	0.00									
Total - TC-Machine		80	0	0.00									
Total - TC-Mail-In Ballot		80	18	22.50	1								
Total - TC-Provisional		80	1	1.25									
Total - TC-Rejected Ballots		80	0	0.00									
Contest Total		80	19	23.75	1								

Lawnside County Committee - REP

		Registered	Ballots Cast	Turnout (%)	Write-In								
Lawnside Dist 1	Total	80	0	0.00									
Lawnside Mail-In Ballot	Total	0	18	0.00	1								
Lawnside Provisional	Total	0	1	0.00									
Lawnside Emergency Ballots	Total	0	0	0.00									
Lawnside Borough	Total	80	19	23.75	1								
Total - TC-Emergency		80	0	0.00									
Total - TC-Machine		80	0	0.00									
Total - TC-Mail-In Ballot		80	18	22.50	1								
Total - TC-Provisional		80	1	1.25									
Total - TC-Rejected Ballots		80	0	0.00									
Contest Total		80	19	23.75	1								

Lawnside County Committee - REP

		Registered	Ballots Cast	Turnout (%)	Write-In								
Lawnside Dist 1	Total	80	0	0.00									
Lawnside Mail-In Ballot	Total	0	18	0.00	1								
Lawnside Provisional	Total	0	1	0.00									
Lawnside Emergency Ballots	Total	0	0	0.00									
Lawnside Borough	Total	80	19	23.75	1								
Total - TC-Emergency		80	0	0.00									
Total - TC-Machine		80	0	0.00									
Total - TC-Mail-In Ballot		80	18	22.50	1								
Total - TC-Provisional		80	1	1.25									
Total - TC-Rejected Ballots		80	0	0.00									
Contest Total		80	19	23.75	1								

Lindenwold Council - REP

		Registered	Ballots Cast	Turnout (%)	Write-In								
Lindenwold Dist 1	Total	1022	0	0.00									
Lindenwold Mail-In Ballot	Total	0	255	0.00	8								
Lindenwold Provisional	Total	0	54	0.00	1								
Lindenwold Emergency Ballots	Total	0	0	0.00									
Lindenwold Borough	Total	1022	309	30.23	9								
Total - TC-Emergency		1022	0	0.00									
Total - TC-Machine		1022	0	0.00									
Total - TC-Mail-In Ballot		1022	255	24.95	8								
Total - TC-Provisional		1022	54	5.28	1								
Total - TC-Rejected Ballots		1022	0	0.00									
Contest Total		1022	309	30.23	9								

Lindenwold County Committee - REP

		Registered	Ballots Cast	Turnout (%)	Write-In								
Lindenwold Dist 1	Total	1022	0	0.00									
Lindenwold Mail-In Ballot	Total	0	255	0.00	2								
Lindenwold Provisional	Total	0	54	0.00									
Lindenwold Emergency Ballots	Total	0	0	0.00									
Lindenwold Borough	Total	1022	309	30.23	2								
Total - TC-Emergency		1022	0	0.00									
Total - TC-Machine		1022	0	0.00									
Total - TC-Mail-In Ballot		1022	255	24.95	2								
Total - TC-Provisional		1022	54	5.28									
Total - TC-Rejected Ballots		1022	0	0.00									
Contest Total		1022	309	30.23	2								

Lindenwold County Committee - REP

		Registered	Ballots Cast	Turnout (%)	Write-In								
Lindenwold Dist 1	Total	1022	0	0.00									
Lindenwold Mail-In Ballot	Total	0	255	0.00	2								
Lindenwold Provisional	Total	0	54	0.00									
Lindenwold Emergency Ballots	Total	0	0	0.00									
Lindenwold Borough	Total	1022	309	30.23	2								
Total - TC-Emergency		1022	0	0.00									
Total - TC-Machine		1022	0	0.00									
Total - TC-Mail-In Ballot		1022	255	24.95	2								
Total - TC-Provisional		1022	54	5.28									
Total - TC-Rejected Ballots		1022	0	0.00									
Contest Total		1022	309	30.23	2								

Magnolia Council - REP

		Registered	Ballots Cast	Turnout (%)	Write-In								
Magnolia Dist 1	Total	523	1	0.19									
Magnolia Mail-In Ballot	Total	0	122	0.00	5								
Magnolia Provisional	Total	0	34	0.00									
Magnolia Emergency Ballots	Total	0	0	0.00									
Magnolia Borough	Total	523	157	30.02	5								
Total - TC-Emergency		523	0	0.00									
Total - TC-Machine		523	1	0.19									
Total - TC-Mail-In Ballot		523	122	23.33	5								
Total - TC-Provisional		523	34	6.50									
Total - TC-Rejected Ballots		523	0	0.00									
Contest Total		523	157	30.02	5								

Magnolia County Committee - REP

		Registered	Ballots Cast	Turnout (%)	Stephen R. RICHMOND	Write-In							
Magnolia Dist 1	Total	523	1	0.19	1								
Magnolia Mail-In Ballot	Total	0	122	0.00	113								
Magnolia Provisional	Total	0	34	0.00	26								
Magnolia Emergency Ballots	Total	0	0	0.00									
Magnolia Borough	Total	523	157	30.02	140								
Total - TC-Emergency		523	0	0.00									
Total - TC-Machine		523	1	0.19	1								
Total - TC-Mail-In Ballot		523	122	23.33	113								
Total - TC-Provisional		523	34	6.50	26								
Total - TC-Rejected Ballots		523	0	0.00									
Contest Total		523	157	30.02	140								

Magnolia County Committee - REP

		Registered	Ballots Cast	Turnout (%)	Write-In								
Magnolia Dist 1	Total	523	1	0.19									
Magnolia Mail-In Ballot	Total	0	122	0.00	3								
Magnolia Provisional	Total	0	34	0.00									
Magnolia Emergency Ballots	Total	0	0	0.00									
Magnolia Borough	Total	523	157	30.02	3								
Total - TC-Emergency		523	0	0.00									
Total - TC-Machine		523	1	0.19									
Total - TC-Mail-In Ballot		523	122	23.33	3								
Total - TC-Provisional		523	34	6.50									
Total - TC-Rejected Ballots		523	0	0.00									
Contest Total		523	157	30.02	3								

Merchantville Council - REP

		Registered	Ballots Cast	Turnout (%)	Write-In								
Merchantville Dist 1	Total	476	0	0.00									
Merchantville Mail-In Ballot	Total	0	98	0.00	4								
Merchantville Provisional	Total	0	32	0.00									
Merchantville Emergency Ballots	Total	0	0	0.00									
Merchantville Borough	Total	476	130	27.31	4								
Total - TC-Emergency		476	0	0.00									
Total - TC-Machine		476	0	0.00									
Total - TC-Mail-In Ballot		476	98	20.59	4								
Total - TC-Provisional		476	32	6.72									
Total - TC-Rejected Ballots		476	0	0.00									
Contest Total		476	130	27.31	4								

Merchantville County Committee - REP

		Registered	Ballots Cast	Turnout (%)	Write-In								
Merchantville Dist 1	Total	476	0	0.00									
Merchantville Mail-In Ballot	Total	0	98	0.00	2								
Merchantville Provisional	Total	0	32	0.00									
Merchantville Emergency Ballots	Total	0	0	0.00									
Merchantville Borough	Total	476	130	27.31	2								
Total - TC-Emergency		476	0	0.00									
Total - TC-Machine		476	0	0.00									
Total - TC-Mail-In Ballot		476	98	20.59	2								
Total - TC-Provisional		476	32	6.72									
Total - TC-Rejected Ballots		476	0	0.00									
Contest Total		476	130	27.31	2								

Merchantville County Committee - REP

		Registered	Ballots Cast	Turnout (%)	Write-In								
Merchantville Dist 1	Total	476	0	0.00									
Merchantville Mail-In Ballot	Total	0	98	0.00	2								
Merchantville Provisional	Total	0	32	0.00									
Merchantville Emergency Ballots	Total	0	0	0.00									
Merchantville Borough	Total	476	130	27.31	2								
Total - TC-Emergency		476	0	0.00									
Total - TC-Machine		476	0	0.00									
Total - TC-Mail-In Ballot		476	98	20.59	2								
Total - TC-Provisional		476	32	6.72									
Total - TC-Rejected Ballots		476	0	0.00									
Contest Total		476	130	27.31	2								

Mt Ephraim County Committee - REP

		Registered	Ballots Cast	Turnout (%)	Nicholas J. SALAMONE, JR.	Jose E. GONZALEZ	Write-In						
Mt Ephraim Dist 1	Total	623	0	0.00									
Mt. Ephraim Mail-In Ballot	Total	0	166	0.00	146	141	1						
Mt. Ephraim Provisional	Total	0	54	0.00	47	43							
Mt. Ephraim Emergency Ballots	Total	0	0	0.00									
Mount Ephraim Borough	Total	623	220	35.31	193	184	1						
Total - TC-Emergency		623	0	0.00									
Total - TC-Machine		623	0	0.00									
Total - TC-Mail-In Ballot		623	166	26.65	146	141	1						
Total - TC-Provisional		623	54	8.67	47	43							
Total - TC-Rejected Ballots		623	0	0.00									
Contest Total		623	220	35.31	193	184	1						

Mt Ephraim County Committee - REP

		Registered	Ballots Cast	Turnout (%)	Deena M. NOONAN	Teresa L. GORDON	Write-In							
Mt Ephraim Dist 1	Total	623	0	0.00										
Mt. Ephraim Mail-In Ballot	Total	0	166	0.00	143	144								
Mt. Ephraim Provisional	Total	0	54	0.00	44	47								
Mt. Ephraim Emergency Ballots	Total	0	0	0.00										
Mount Ephraim Borough	Total	623	220	35.31	187	191								
Total - TC-Emergency		623	0	0.00										
Total - TC-Machine		623	0	0.00										
Total - TC-Mail-In Ballot		623	166	26.65	143	144								
Total - TC-Provisional		623	54	8.67	44	47								
Total - TC-Rejected Ballots		623	0	0.00										
Contest Total		623	220	35.31	187	191								

Oaklyn Council UNEX - REP

		Registered	Ballots Cast	Turnout (%)	Write-In								
Oaklyn Dist 1	Total	512	0	0.00									
Oaklyn Mail-In Ballot	Total	0	116	0.00	1								
Oaklyn Provisional	Total	0	36	0.00									
Oaklyn Emergency Ballots	Total	0	0	0.00									
Oaklyn Borough	Total	512	152	29.69	1								
Total - TC-Emergency		512	0	0.00									
Total - TC-Machine		512	0	0.00									
Total - TC-Mail-In Ballot		512	116	22.66	1								
Total - TC-Provisional		512	36	7.03									
Total - TC-Rejected Ballots		512	0	0.00									
Contest Total		512	152	29.69	1								

Oaklyn Council - REP

		Registered	Ballots Cast	Turnout (%)	Write-In									
Oaklyn Dist 1	Total	512	0	0.00										
Oaklyn Mail-In Ballot	Total	0	116	0.00										
Oaklyn Provisional	Total	0	36	0.00										
Oaklyn Emergency Ballots	Total	0	0	0.00										
Oaklyn Borough	Total	512	152	29.69										
Total - TC-Emergency		512	0	0.00										
Total - TC-Machine		512	0	0.00										
Total - TC-Mail-In Ballot		512	116	22.66										
Total - TC-Provisional		512	36	7.03										
Total - TC-Rejected Ballots		512	0	0.00										
Contest Total		512	152	29.69										

Oaklyn County Committee - REP

		Registered	Ballots Cast	Turnout (%)	Write-In									
Oaklyn Dist 1	Total	512	0	0.00										
Oaklyn Mail-In Ballot	Total	0	116	0.00	1									
Oaklyn Provisional	Total	0	36	0.00										
Oaklyn Emergency Ballots	Total	0	0	0.00										
Oaklyn Borough	Total	512	152	29.69	1									
Total - TC-Emergency		512	0	0.00										
Total - TC-Machine		512	0	0.00										
Total - TC-Mail-In Ballot		512	116	22.66	1									
Total - TC-Provisional		512	36	7.03										
Total - TC-Rejected Ballots		512	0	0.00										
Contest Total		512	152	29.69	1									

Oaklyn County Committee - REP

		Registered	Ballots Cast	Turnout (%)	Write-In									
Oaklyn Dist 1	Total	512	0	0.00										
Oaklyn Mail-In Ballot	Total	0	116	0.00	1									
Oaklyn Provisional	Total	0	36	0.00										
Oaklyn Emergency Ballots	Total	0	0	0.00										
Oaklyn Borough	Total	512	152	29.69	1									
Total - TC-Emergency		512	0	0.00										
Total - TC-Machine		512	0	0.00										
Total - TC-Mail-In Ballot		512	116	22.66	1									
Total - TC-Provisional		512	36	7.03										
Total - TC-Rejected Ballots		512	0	0.00										
Contest Total		512	152	29.69	1									

Pennsauken Twp. Committee - REP

		Registered	Ballots Cast	Turnout (%)	Write-In								
Pennsauken Dist 1	Total	2765	7	0.25									
Pennsauken Mail-In Ballot	Total	0	648	0.00	12								
Pennsauken Provisional	Total	0	189	0.00	4								
Pennsauken Emergency Ballots	Total	0	0	0.00									
Pennsauken Twp	Total	2765	844	30.52	16								
Total - TC-Emergency		2765	0	0.00									
Total - TC-Machine		2765	7	0.25									
Total - TC-Mail-In Ballot		2765	648	23.44	12								
Total - TC-Provisional		2765	189	6.84	4								
Total - TC-Rejected Ballots		2765	0	0.00									
Contest Total		2765	844	30.52	16								

Pennsauken County Committee - REP

		Registered	Ballots Cast	Turnout (%)	Write-In								
Pennsauken Dist 1	Total	2765	7	0.25									
Pennsauken Mail-In Ballot	Total	0	648	0.00	3								
Pennsauken Provisional	Total	0	189	0.00	4								
Pennsauken Emergency Ballots	Total	0	0	0.00									
Pennsauken Twp	Total	2765	844	30.52	7								
Total - TC-Emergency		2765	0	0.00									
Total - TC-Machine		2765	7	0.25									
Total - TC-Mail-In Ballot		2765	648	23.44	3								
Total - TC-Provisional		2765	189	6.84	4								
Total - TC-Rejected Ballots		2765	0	0.00									
Contest Total		2765	844	30.52	7								

Pennsauken County Committee - REP

		Registered	Ballots Cast	Turnout (%)	Write-In								
Pennsauken Dist 1	Total	2765	7	0.25	1								
Pennsauken Mail-In Ballot	Total	0	648	0.00	6								
Pennsauken Provisional	Total	0	189	0.00	4								
Pennsauken Emergency Ballots	Total	0	0	0.00									
Pennsauken Twp	Total	2765	844	30.52	11								
Total - TC-Emergency		2765	0	0.00									
Total - TC-Machine		2765	7	0.25	1								
Total - TC-Mail-In Ballot		2765	648	23.44	6								
Total - TC-Provisional		2765	189	6.84	4								
Total - TC-Rejected Ballots		2765	0	0.00									
Contest Total		2765	844	30.52	11								

Pine Hill Council - REP

		Registered	Ballots Cast	Turnout (%)	Write-In								
Pine Hill Dist 1	Total	955	0	0.00									
Pine Hill Mail-In Ballot	Total	0	240	0.00									
Pine Hill Provisional	Total	0	45	0.00									
Pine Hill Emergency Ballots	Total	0	0	0.00									
Pine Hill Borough	Total	955	285	29.84									
Total - TC-Emergency		955	0	0.00									
Total - TC-Machine		955	0	0.00									
Total - TC-Mail-In Ballot		955	240	25.13									
Total - TC-Provisional		955	45	4.71									
Total - TC-Rejected Ballots		955	0	0.00									
Contest Total		955	285	29.84									

Pine Hill County Committee - REP

		Registered	Ballots Cast	Turnout (%)	Write-In								
Pine Hill Dist 1	Total	955	0	0.00									
Pine Hill Mail-In Ballot	Total	0	240	0.00	1								
Pine Hill Provisional	Total	0	45	0.00									
Pine Hill Emergency Ballots	Total	0	0	0.00									
Pine Hill Borough	Total	955	285	29.84	1								
Total - TC-Emergency		955	0	0.00									
Total - TC-Machine		955	0	0.00									
Total - TC-Mail-In Ballot		955	240	25.13	1								
Total - TC-Provisional		955	45	4.71									
Total - TC-Rejected Ballots		955	0	0.00									
Contest Total		955	285	29.84	1								

Pine Hill County Committee - REP

		Registered	Ballots Cast	Turnout (%)	Write-In									
Pine Hill Dist 1	Total	955	0	0.00										
Pine Hill Mail-In Ballot	Total	0	240	0.00										
Pine Hill Provisional	Total	0	45	0.00										
Pine Hill Emergency Ballots	Total	0	0	0.00										
Pine Hill Borough	Total	955	285	29.84										
Total - TC-Emergency		955	0	0.00										
Total - TC-Machine		955	0	0.00										
Total - TC-Mail-In Ballot		955	240	25.13										
Total - TC-Provisional		955	45	4.71										
Total - TC-Rejected Ballots		955	0	0.00										
Contest Total		955	285	29.84										

Pine Valley County Committee - REP

		Registered	Ballots Cast	Turnout (%)	Write-In								
Pine Valley Dist 1	Total	8	0	0.00									
Pine Valley Mail-In Ballot	Total	0	8	0.00									
Pine Valley Provisional	Total	0	0	0.00									
Pine Valley Emergency Ballots	Total	0	0	0.00									
Pine Valley Borough	Total	8	8	100.00									
Total - TC-Emergency		8	0	0.00									
Total - TC-Machine		8	0	0.00									
Total - TC-Mail-In Ballot		8	8	100.00									
Total - TC-Provisional		8	0	0.00									
Total - TC-Rejected Ballots		8	0	0.00									
Contest Total		8	8	100.00									

Pine Valley County Committee - REP

		Registered	Ballots Cast	Turnout (%)	Write-In								
Pine Valley Dist 1	Total	8	0	0.00									
Pine Valley Mail-In Ballot	Total	0	8	0.00									
Pine Valley Provisional	Total	0	0	0.00									
Pine Valley Emergency Ballots	Total	0	0	0.00									
Pine Valley Borough	Total	8	8	100.00									
Total - TC-Emergency		8	0	0.00									
Total - TC-Machine		8	0	0.00									
Total - TC-Mail-In Ballot		8	8	100.00									
Total - TC-Provisional		8	0	0.00									
Total - TC-Rejected Ballots		8	0	0.00									
Contest Total		8	8	100.00									

Runnemedede Council - REP

		Registered	Ballots Cast	Turnout (%)	Write-In								
Runnemedede Dist 1	Total	979	0	0.00									
Runnemedede Mail-In Ballot	Total	0	243	0.00	8								
Runnemedede Provisional	Total	0	46	0.00									
Runnemedede Emergency Ballots	Total	0	0	0.00									
Runnemedede Borough	Total	979	289	29.52	8								
Total - TC-Emergency		979	0	0.00									
Total - TC-Machine		979	0	0.00									
Total - TC-Mail-In Ballot		979	243	24.82	8								
Total - TC-Provisional		979	46	4.70									
Total - TC-Rejected Ballots		979	0	0.00									
Contest Total		979	289	29.52	8								

Runnemed County Committee - REP

		Registered	Ballots Cast	Turnout (%)	Write-In								
Runnemed Dist 1	Total	979	0	0.00									
Runnemed Mail-In Ballot	Total	0	243	0.00	6								
Runnemed Provisional	Total	0	46	0.00									
Runnemed Emergency Ballots	Total	0	0	0.00									
Runnemed Borough	Total	979	289	29.52	6								
Total - TC-Emergency		979	0	0.00									
Total - TC-Machine		979	0	0.00									
Total - TC-Mail-In Ballot		979	243	24.82	6								
Total - TC-Provisional		979	46	4.70									
Total - TC-Rejected Ballots		979	0	0.00									
Contest Total		979	289	29.52	6								

Runnemede County Committee - REP

		Registered	Ballots Cast	Turnout (%)	Write-In								
Runnemede Dist 1	Total	979	0	0.00									
Runnemede Mail-In Ballot	Total	0	243	0.00	6								
Runnemede Provisional	Total	0	46	0.00									
Runnemede Emergency Ballots	Total	0	0	0.00									
Runnemede Borough	Total	979	289	29.52	6								
Total - TC-Emergency		979	0	0.00									
Total - TC-Machine		979	0	0.00									
Total - TC-Mail-In Ballot		979	243	24.82	6								
Total - TC-Provisional		979	46	4.70									
Total - TC-Rejected Ballots		979	0	0.00									
Contest Total		979	289	29.52	6								

Somerdale Council - REP

		Registered	Ballots Cast	Turnout (%)	Write-In								
Somerdale Dist 1	Total	516	0	0.00									
Somerdale Mail-In Ballot	Total	0	112	0.00	2								
Somerdale Provisional	Total	0	65	0.00									
Somerdale Emergency Ballots	Total	0	0	0.00									
Somerdale Borough	Total	516	177	34.30	2								
Total - TC-Emergency		516	0	0.00									
Total - TC-Machine		516	0	0.00									
Total - TC-Mail-In Ballot		516	112	21.71	2								
Total - TC-Provisional		516	65	12.60									
Total - TC-Rejected Ballots		516	0	0.00									
Contest Total		516	177	34.30	2								

Somerdale County Committee - REP

		Registered	Ballots Cast	Turnout (%)	Write-In								
Somerdale Dist 1	Total	516	0	0.00									
Somerdale Mail-In Ballot	Total	0	112	0.00	2								
Somerdale Provisional	Total	0	65	0.00									
Somerdale Emergency Ballots	Total	0	0	0.00									
Somerdale Borough	Total	516	177	34.30	2								
Total - TC-Emergency		516	0	0.00									
Total - TC-Machine		516	0	0.00									
Total - TC-Mail-In Ballot		516	112	21.71	2								
Total - TC-Provisional		516	65	12.60									
Total - TC-Rejected Ballots		516	0	0.00									
Contest Total		516	177	34.30	2								

Somerdale County Committee - REP

		Registered	Ballots Cast	Turnout (%)	Write-In								
Somerdale Dist 1	Total	516	0	0.00									
Somerdale Mail-In Ballot	Total	0	112	0.00									
Somerdale Provisional	Total	0	65	0.00									
Somerdale Emergency Ballots	Total	0	0	0.00									
Somerdale Borough	Total	516	177	34.30									
Total - TC-Emergency		516	0	0.00									
Total - TC-Machine		516	0	0.00									
Total - TC-Mail-In Ballot		516	112	21.71									
Total - TC-Provisional		516	65	12.60									
Total - TC-Rejected Ballots		516	0	0.00									
Contest Total		516	177	34.30									

Stratford Council UNEX - REP

		Registered	Ballots Cast	Turnout (%)	Leonard NESTER, II	Write-In								
Stratford Dist 1	Total	983	0	0.00										
Stratford Mail-In Ballot	Total	0	264	0.00	222	2								
Stratford Provisional	Total	0	58	0.00	41									
Stratford Emergency Ballots	Total	0	0	0.00										
Stratford Borough	Total	983	322	32.76	263	2								
Total - TC-Emergency		983	0	0.00										
Total - TC-Machine		983	0	0.00										
Total - TC-Mail-In Ballot		983	264	26.86	222	2								
Total - TC-Provisional		983	58	5.90	41									
Total - TC-Rejected Ballots		983	0	0.00										
Contest Total		983	322	32.76	263	2								

Stratford Council - REP

		Registered	Ballots Cast	Turnout (%)	Stephen V. GAGLIARDI	Adrienne MIRENDA	Write-In						
Stratford Dist 1	Total	983	0	0.00									
Stratford Mail-In Ballot	Total	0	264	0.00	238	226	4						
Stratford Provisional	Total	0	58	0.00	44	45							
Stratford Emergency Ballots	Total	0	0	0.00									
Stratford Borough	Total	983	322	32.76	282	271	4						
Total - TC-Emergency		983	0	0.00									
Total - TC-Machine		983	0	0.00									
Total - TC-Mail-In Ballot		983	264	26.86	238	226	4						
Total - TC-Provisional		983	58	5.90	44	45							
Total - TC-Rejected Ballots		983	0	0.00									
Contest Total		983	322	32.76	282	271	4						

Stratford County Committee - REP

		Registered	Ballots Cast	Turnout (%)	Joe HAHN	Tom SPEER	Write-In							
Stratford Dist 1	Total	983	0	0.00										
Stratford Mail-In Ballot	Total	0	264	0.00	231	239	2							
Stratford Provisional	Total	0	58	0.00	45	46								
Stratford Emergency Ballots	Total	0	0	0.00										
Stratford Borough	Total	983	322	32.76	276	285	2							
Total - TC-Emergency		983	0	0.00										
Total - TC-Machine		983	0	0.00										
Total - TC-Mail-In Ballot		983	264	26.86	231	239	2							
Total - TC-Provisional		983	58	5.90	45	46								
Total - TC-Rejected Ballots		983	0	0.00										
Contest Total		983	322	32.76	276	285	2							

Stratford County Committee - REP

		Registered	Ballots Cast	Turnout (%)	Kim BERDINE	Jen TULLY	Write-In							
Stratford Dist 1	Total	983	0	0.00										
Stratford Mail-In Ballot	Total	0	264	0.00	228	228	2							
Stratford Provisional	Total	0	58	0.00	44	48								
Stratford Emergency Ballots	Total	0	0	0.00										
Stratford Borough	Total	983	322	32.76	272	276	2							
Total - TC-Emergency		983	0	0.00										
Total - TC-Machine		983	0	0.00										
Total - TC-Mail-In Ballot		983	264	26.86	228	228	2							
Total - TC-Provisional		983	58	5.90	44	48								
Total - TC-Rejected Ballots		983	0	0.00										
Contest Total		983	322	32.76	272	276	2							

Tavistock County Committee - REP

		Registered	Ballots Cast	Turnout (%)	Write-In								
Tavistock Dist 1	Total	0	0	0.00									
Tavistock Mail-In Ballot	Total	0	0	0.00									
Tavistock Provisional	Total	0	0	0.00									
Tavistock Emergency Ballots	Total	0	0	0.00									
Tavistock Borough	Total	0	0	0.00									
Total - TC-Emergency		0	0	0.00									
Total - TC-Machine		0	0	0.00									
Total - TC-Mail-In Ballot		0	0	0.00									
Total - TC-Provisional		0	0	0.00									
Total - TC-Rejected Ballots		0	0	0.00									
Contest Total		0	0	0.00									

Tavistock County Committee - REP

		Registered	Ballots Cast	Turnout (%)	Write-In									
Tavistock Dist 1	Total	0	0	0.00										
Tavistock Mail-In Ballot	Total	0	0	0.00										
Tavistock Provisional	Total	0	0	0.00										
Tavistock Emergency Ballots	Total	0	0	0.00										
Tavistock Borough	Total	0	0	0.00										
Total - TC-Emergency		0	0	0.00										
Total - TC-Machine		0	0	0.00										
Total - TC-Mail-In Ballot		0	0	0.00										
Total - TC-Provisional		0	0	0.00										
Total - TC-Rejected Ballots		0	0	0.00										
Contest Total		0	0	0.00										

Voorhees Twp. Committee - REP

		Registered	Ballots Cast	Turnout (%)	Write-In								
Voorhees Dist 1	Total	4181	0	0.00									
Voorhees Mail-In Ballot	Total	0	1074	0.00	15								
Voorhees Provisional	Total	0	186	0.00	1								
Voorhees Emergency Ballots	Total	0	0	0.00									
Voorhees Twp	Total	4181	1260	30.14	16								
Total - TC-Emergency		4181	0	0.00									
Total - TC-Machine		4181	0	0.00									
Total - TC-Mail-In Ballot		4181	1074	25.69	15								
Total - TC-Provisional		4181	186	4.45	1								
Total - TC-Rejected Ballots		4181	0	0.00									
Contest Total		4181	1260	30.14	16								

Voorhees County Committee - REP

		Registered	Ballots Cast	Turnout (%)	Write-In									
Voorhees Dist 1	Total	4181	0	0.00										
Voorhees Mail-In Ballot	Total	0	1074	0.00	11									
Voorhees Provisional	Total	0	186	0.00										
Voorhees Emergency Ballots	Total	0	0	0.00										
Voorhees Twp	Total	4181	1260	30.14	11									
Total - TC-Emergency		4181	0	0.00										
Total - TC-Machine		4181	0	0.00										
Total - TC-Mail-In Ballot		4181	1074	25.69	11									
Total - TC-Provisional		4181	186	4.45										
Total - TC-Rejected Ballots		4181	0	0.00										
Contest Total		4181	1260	30.14	11									

Voorhees County Committee - REP

		Registered	Ballots Cast	Turnout (%)	Write-In								
Voorhees Dist 1	Total	4181	0	0.00									
Voorhees Mail-In Ballot	Total	0	1074	0.00	11								
Voorhees Provisional	Total	0	186	0.00	1								
Voorhees Emergency Ballots	Total	0	0	0.00									
Voorhees Twp	Total	4181	1260	30.14	12								
Total - TC-Emergency		4181	0	0.00									
Total - TC-Machine		4181	0	0.00									
Total - TC-Mail-In Ballot		4181	1074	25.69	11								
Total - TC-Provisional		4181	186	4.45	1								
Total - TC-Rejected Ballots		4181	0	0.00									
Contest Total		4181	1260	30.14	12								

Waterford Twp. Committee - REP

		Registered	Ballots Cast	Turnout (%)	DAVID CHIDDENTON	THOMAS GIANGIULIO, JR.	Write-In							
Waterford Dist 1	Total	1978	2	0.10	2	2								
Waterford Mail-In Ballot	Total	0	541	0.00	461	464	9							
Waterford Provisional	Total	0	181	0.00	156	163	1							
Waterford Emergency Ballots	Total	0	0	0.00										
Waterford Twp	Total	1978	724	36.60	619	629	10							
Total - TC-Emergency		1978	0	0.00										
Total - TC-Machine		1978	2	0.10	2	2								
Total - TC-Mail-In Ballot		1978	541	27.35	461	464	9							
Total - TC-Provisional		1978	181	9.15	156	163	1							
Total - TC-Rejected Ballots		1978	0	0.00										
Contest Total		1978	724	36.60	619	629	10							

Waterford County Committee - REP

		Registered	Ballots Cast	Turnout (%)	David CHIDDENTON	Anthony L. CLARK	William RICHARDSON, JR.	Ralph FERGUSON	Write-In				
Waterford Dist 1	Total	1978	2	0.10	2	2	2	2					
Waterford Mail-In Ballot	Total	0	541	0.00	459	486	444	465	2				
Waterford Provisional	Total	0	181	0.00	157	164	152	160	2				
Waterford Emergency Ballots	Total	0	0	0.00									
Waterford Twp	Total	1978	724	36.60	618	652	598	627	4				
Total - TC-Emergency		1978	0	0.00									
Total - TC-Machine		1978	2	0.10	2	2	2	2					
Total - TC-Mail-In Ballot		1978	541	27.35	459	486	444	465	2				
Total - TC-Provisional		1978	181	9.15	157	164	152	160	2				
Total - TC-Rejected Ballots		1978	0	0.00									
Contest Total		1978	724	36.60	618	652	598	627	4				

Waterford County Committee - REP

		Registered	Ballots Cast	Turnout (%)	Lynn FERGUSON	Mary L. SURA	Terri CHIDDENTON	Write-In						
Waterford Dist 1	Total	1978	2	0.10	2	2	2							
Waterford Mail-In Ballot	Total	0	541	0.00	463	457	452	15						
Waterford Provisional	Total	0	181	0.00	161	160	157	1						
Waterford Emergency Ballots	Total	0	0	0.00										
Waterford Twp	Total	1978	724	36.60	626	619	611	16						
Total - TC-Emergency		1978	0	0.00										
Total - TC-Machine		1978	2	0.10	2	2	2							
Total - TC-Mail-In Ballot		1978	541	27.35	463	457	452	15						
Total - TC-Provisional		1978	181	9.15	161	160	157	1						
Total - TC-Rejected Ballots		1978	0	0.00										
Contest Total		1978	724	36.60	626	619	611	16						

Winslow County Committee At Large - REP

		Registered	Ballots Cast	Turnout (%)	Write-In								
Winslow W1 D1	Total	1664	0	0.00									
Winslow Ward 1 Mail-In Ballot	Total	0	499	0.00	15								
Winslow Ward 1 Provisional	Total	0	152	0.00	2								
Winslow W1 Emergency Ballots	Total	0	0	0.00									
Winslow W2 D1	Total	1279	0	0.00									
Winslow Ward 2 Mail-In Ballot	Total	0	350	0.00	6								
Winslow Ward 2 Provisional	Total	0	113	0.00									
Winslow W2 Mail-In Ballot Rejected	Total	0	0	0.00									
Winslow W2 Provisional Rejected	Total	0	0	0.00									
Winslow W2 Emergency Ballots	Total	0	0	0.00									
Winslow W3 D1	Total	386	0	0.00									
Winslow Ward 3 Mail-In Ballot	Total	0	76	0.00									
Winslow Ward 3 Provisional	Total	0	24	0.00									
Winslow W3 Mail-In Ballot Rejected	Total	0	0	0.00									
Winslow W3 Provisional Rejected	Total	0	0	0.00									
Winslow W3 Emergency Ballots	Total	0	0	0.00									
Winslow W4 D1	Total	960	0	0.00									
Winslow Ward 4 Mail-In Ballot	Total	0	221	0.00	11								
Winslow Ward 4 Provisional	Total	0	82	0.00									
Winslow W4 Mail-In Ballot Rejected	Total	0	0	0.00									
Winslow W4 Provisional Rejected	Total	0	0	0.00									
Winslow W4 Emergency Ballots	Total	0	0	0.00									
Winslow Twp	Total	4289	1517	35.37	34								
Total - TC-Emergency		4289	0	0.00									
Total - TC-Machine		4289	0	0.00									
Total - TC-Mail-In Ballot		4289	1146	26.72	32								
Total - TC-Provisional		4289	371	8.65	2								
Total - TC-Rejected Ballots		4289	0	0.00									
Contest Total		4289	1517	35.37	34								

Winslow County Committee At Large - REP

		Registered	Ballots Cast	Turnout (%)	Write-In								
Winslow W1 D1	Total	1664	0	0.00									
Winslow Ward 1 Mail-In Ballot	Total	0	499	0.00	7								
Winslow Ward 1 Provisional	Total	0	152	0.00									
Winslow W1 Emergency Ballots	Total	0	0	0.00									
Winslow W2 D1	Total	1279	0	0.00									
Winslow Ward 2 Mail-In Ballot	Total	0	350	0.00	8								
Winslow Ward 2 Provisional	Total	0	113	0.00									
Winslow W2 Mail-In Ballot Rejected	Total	0	0	0.00									
Winslow W2 Provisional Rejected	Total	0	0	0.00									
Winslow W2 Emergency Ballots	Total	0	0	0.00									
Winslow W3 D1	Total	386	0	0.00									
Winslow Ward 3 Mail-In Ballot	Total	0	76	0.00									
Winslow Ward 3 Provisional	Total	0	24	0.00									
Winslow W3 Mail-In Ballot Rejected	Total	0	0	0.00									
Winslow W3 Provisional Rejected	Total	0	0	0.00									
Winslow W3 Emergency Ballots	Total	0	0	0.00									
Winslow W4 D1	Total	960	0	0.00									
Winslow Ward 4 Mail-In Ballot	Total	0	221	0.00	9								
Winslow Ward 4 Provisional	Total	0	82	0.00									
Winslow W4 Mail-In Ballot Rejected	Total	0	0	0.00									
Winslow W4 Provisional Rejected	Total	0	0	0.00									
Winslow W4 Emergency Ballots	Total	0	0	0.00									
Winslow Twp	Total	4289	1517	35.37	24								
Total - TC-Emergency		4289	0	0.00									
Total - TC-Machine		4289	0	0.00									
Total - TC-Mail-In Ballot		4289	1146	26.72	24								
Total - TC-Provisional		4289	371	8.65									
Total - TC-Rejected Ballots		4289	0	0.00									
Contest Total		4289	1517	35.37	24								

Winslow Twp. Committee Ward 1 - REP

		Registered	Ballots Cast	Turnout (%)	Charles LEPS	Write-In							
Winslow W1 D1	Total	1664	0	0.00									
Winslow Ward 1 Mail-In Ballot	Total	0	499	0.00	447	2							
Winslow Ward 1 Provisional	Total	0	152	0.00	144								
Winslow W1 Emergency Ballots	Total	0	0	0.00									
Winslow Twp	Total	1664	651	39.12	591	2							
Total - TC-Emergency		1664	0	0.00									
Total - TC-Machine		1664	0	0.00									
Total - TC-Mail-In Ballot		1664	499	29.99	447	2							
Total - TC-Provisional		1664	152	9.13	144								
Total - TC-Rejected Ballots		1664	0	0.00									
Contest Total		1664	651	39.12	591	2							

Winslow Twp. Committee Ward 2 - REP

		Registered	Ballots Cast	Turnout (%)	Write-In								
Winslow W2 D1	Total	1279	0	0.00									
Winslow Ward 2 Mail-In Ballot	Total	0	350	0.00	3								
Winslow Ward 2 Provisional	Total	0	113	0.00									
Winslow W2 Mail-In Ballot Rejected	Total	0	0	0.00									
Winslow W2 Provisional Rejected	Total	0	0	0.00									
Winslow W2 Emergency Ballots	Total	0	0	0.00									
Winslow Twp	Total	1279	463	36.20	3								
Total - TC-Emergency		1279	0	0.00									
Total - TC-Machine		1279	0	0.00									
Total - TC-Mail-In Ballot		1279	350	27.37	3								
Total - TC-Provisional		1279	113	8.84									
Total - TC-Rejected Ballots		1279	0	0.00									
Contest Total		1279	463	36.20	3								

Winslow Twp. Committee Ward 3 - REP

		Registered	Ballots Cast	Turnout (%)	Write-In								
Winslow W3 D1	Total	386	0	0.00									
Winslow Ward 3 Mail-In Ballot	Total	0	76	0.00									
Winslow Ward 3 Provisional	Total	0	24	0.00									
Winslow W3 Mail-In Ballot Rejected	Total	0	0	0.00									
Winslow W3 Provisional Rejected	Total	0	0	0.00									
Winslow W3 Emergency Ballots	Total	0	0	0.00									
Winslow Twp	Total	386	100	25.91									
Total - TC-Emergency		386	0	0.00									
Total - TC-Machine		386	0	0.00									
Total - TC-Mail-In Ballot		386	76	19.69									
Total - TC-Provisional		386	24	6.22									
Total - TC-Rejected Ballots		386	0	0.00									
Contest Total		386	100	25.91									

Winslow Twp. Committee Ward 4 - REP

		Registered	Ballots Cast	Turnout (%)	Write-In								
Winslow W4 D1	Total	960	0	0.00									
Winslow Ward 4 Mail-In Ballot	Total	0	221	0.00	6								
Winslow Ward 4 Provisional	Total	0	82	0.00									
Winslow W4 Mail-In Ballot Rejected	Total	0	0	0.00									
Winslow W4 Provisional Rejected	Total	0	0	0.00									
Winslow W4 Emergency Ballots	Total	0	0	0.00									
Winslow Twp	Total	960	303	31.56	6								
Total - TC-Emergency		960	0	0.00									
Total - TC-Machine		960	0	0.00									
Total - TC-Mail-In Ballot		960	221	23.02	6								
Total - TC-Provisional		960	82	8.54									
Total - TC-Rejected Ballots		960	0	0.00									
Contest Total		960	303	31.56	6								

Woodlynne Council - REP

		Registered	Ballots Cast	Turnout (%)	Write-In								
Woodlynne Dist 1	Total	106	0	0.00									
Woodlynne Mail-In Ballot	Total	0	17	0.00	6								
Woodlynne Provisional	Total	0	4	0.00									
Woodlynne Emergency Ballots	Total	0	0	0.00									
Woodlynne Borough	Total	106	21	19.81	6								
Total - TC-Emergency		106	0	0.00									
Total - TC-Machine		106	0	0.00									
Total - TC-Mail-In Ballot		106	17	16.04	6								
Total - TC-Provisional		106	4	3.77									
Total - TC-Rejected Ballots		106	0	0.00									
Contest Total		106	21	19.81	6								

Woodlynne County Committee - REP

		Registered	Ballots Cast	Turnout (%)	Write-In								
Woodlynne Dist 1	Total	106	0	0.00									
Woodlynne Mail-In Ballot	Total	0	17	0.00	4								
Woodlynne Provisional	Total	0	4	0.00									
Woodlynne Emergency Ballots	Total	0	0	0.00									
Woodlynne Borough	Total	106	21	19.81	4								
Total - TC-Emergency		106	0	0.00									
Total - TC-Machine		106	0	0.00									
Total - TC-Mail-In Ballot		106	17	16.04	4								
Total - TC-Provisional		106	4	3.77									
Total - TC-Rejected Ballots		106	0	0.00									
Contest Total		106	21	19.81	4								

Woodlynne County Committee - REP

		Registered	Ballots Cast	Turnout (%)	Write-In								
Woodlynne Dist 1	Total	106	0	0.00									
Woodlynne Mail-In Ballot	Total	0	17	0.00	3								
Woodlynne Provisional	Total	0	4	0.00									
Woodlynne Emergency Ballots	Total	0	0	0.00									
Woodlynne Borough	Total	106	21	19.81	3								
Total - TC-Emergency		106	0	0.00									
Total - TC-Machine		106	0	0.00									
Total - TC-Mail-In Ballot		106	17	16.04	3								
Total - TC-Provisional		106	4	3.77									
Total - TC-Rejected Ballots		106	0	0.00									
Contest Total		106	21	19.81	3								

2020 Primary Write In Votes

US Senator DEM

Accepted As Is	0
Resolved	109
Aaron Widman	1
Al Camaione sr	1
Alexandria McCormick	0
Alfred E Neumann	1
Anthony Hack	1
Anthony Ritz	1
Anybody	1
Anybody but Booker	1
Anyone else	1
Benjamin Perloff	1
Carolyn Koel	1
carson wentz	1
Centrist Candidate	2
Charles Rhodes Jr	1
Chris Columbus	1
Christopher L Hedges	1
Craig Bruno	0
Diane M. Galeoke	1
Dominick Mellchione III	1
Donald Duck	2
Donald J Trump	2
Donald Norcross	1
Donald Trump	2
Dwayne Johnson	2
Elmer Fudd	1
Emma Guggenheim	1
Eugene Anagnos	2
Father Thian Cuparas	1
Frank Pallone	1
Frank Rizzo	1
Fred Flintstone	1
Gene Anagnos	1
Hector Pacneco	1
Hillary Clinton	1
Hirsh Singh	2
Irving Koffler	1
J Lassiter	1
Jamel Hollie	1
James B Jefferson	1
James Beach	2
James Jeffersen	1
James Maher	1
Jim Florio	1
John Runyan	0
Jon Corzine	1
Jose D. Zarazva	1
Joseph A Lagana	1
Joseph F. Gunn	1
Joseph Gunn	1
Joseph P Esposito Jr	1
Joseph Ripa	0
Joseph Stetback	1
Josh Bernstein	1
Judith A Jones	1
Kanye West	1
Kate Burns	1
Kim Kardashian	1
Kristen Jurdoli	1
LOL!	1
Marybeth T. Jeffries	1
Maxine Fisher	1
Michael A Katz	1
Michael J. Tangemon	1
Michael Muller	1
Mickey Mouse	2
Mike Pence	1
Minnie Mouse	1
Mitch McConnel	1
Modelyn Hoffman	1
NA	1
Nancy Pelosi	1
Natalie Rivera	2
NJ Gov. Phil Murphy	2
NJ Gov. Phil Purphy	0
No Body	1
No One	1

Patricia Flanagan	2
Patrick M Rettig	1
Ravi Shankar	1
Rena Margulis	1
Republican	3
Richard Ian Reynolds	1
Rikin Metha	1
RiKinRik Mehta	4
Robert Andrews	1
Robert Stimelski	1
Ronald Reagan	1
Samuel Anthony	1
Sandra Diaz-twine	1
Sean Peterson	1
Shaingh	1
Simon Fisher	0
Sparticus	1
Stuart Pratt	1
Take Back NJ	1
Tricia Flanagan	1
Veronica Fernandez	1
Will Cunningham	0
William J. Lennon	1
Rejected	54
Incorrect Spelling	0
Not Qualified/Declared	16
Other	38

House of Representatives 1st**District DEM**

Accepted As Is	0
Resolved	572
2nd place person	1
A progressive candidate	2
Aaron Widman	2
Aaron Zegas	1
ADAM-PAUL GARCIA	1
Al Camaione Jr	1
Alanna Osterhout	1
Albert Bischoff	1
Alex Law	42
Alexandria McCormick	2
Alexis Mikolaitis	2
Allison Wasdick	1
Amadi Merrill	1
Amanda Buckley	1
Amy Kennedy	6
An Open Half Eaten Can of Beans	1
Anaya Smith	1
Andrew D McCombs	1
Andrew T Gordon	1
Andy Kim	1
ANDY WADE	1
Angel Oserio	2
Angelo Michael Pinto	1
Ann E Cheese	1
Anon Copper Person	1
Anthony Ritz	2
Anwar Sabrett	1
Any other Democrat	1
Anybody	1
ANYBODY	1
Anybody ELSE	9
Anyone but Corrupt Norcross	4
Anyone but Don	1
Anyone but Donald Norcross	1
Anyone but Him	1
Anyone But Norcross	12
Anyone Else	1
Anyone Else	5
April Soul	1
Arati Kreibich	1
Arthur Barclay	1
Avatar Aang	1
Barak Obama	1
Barry Levine	1
Batman	1
Beau Wilson	1

Bella Bannet	1
Ben Iver	1
Benjamin A. Shor	1
Benjamin Perloff	2
Bernie Sanders	3
Bharet "Gujuboy" Graham	1
Bill Lennon	1
Black Lives Matter	1
Booker	1
Brandy M Blout	1
Brian Hueber	1
Brian K. Everett	1
Brian P McShane	1
Brian Valerio	1
Bridget Poisel	1
Bro. Zawdie Abdul Malik	1
Bruce springsteen	1
Bruce Springsteen	2
Bryce Hewlett	2
Bugs Bunny	1
Byrce Hewlett	1
Caitlin Garazzo	1
Candace Owens	1
Carolyn Koel	1
Casey F. McAleer	1
Catherine Reisman	1
Centrist Candidate	2
Charene Scheeper	1
Charles Drass	1
Chris Heffner	1
Chris Morelli	1
Christian Braddock	1
Christopher A Britton	1
Christopher Emrich	1
Christopher Hammond	1
Christopher Lina	1
Christopher R Sullivan	1
Claire Gustafsen	3
Claire Gustafson	12
Coco Shepard	1
colin Kaepernick	1
Colleen Bianco Bezich	1
Community Non Profit	1
Corey J Reese	1
Corey Reese	1
Councilman Brian Coleman	1
Crash Bandicoot	1
Cynthia Wasdick	1
Darrel A. Cowan black power party	1
David R Mayer	1
David Reader	1
David Rosso	1
Dead pool	1
Dell Todd	1
Denise Buzz	1
Dennis E Moore	1
Derek Tarcza	1
Dianne Deal	1
Dolan Arthur Smith	1
Dominick Mellchione III	1
Donald Draper	1
Donald Duck	6
Donald Trump	1
Dorothy Fuley	1
Dorothy Zburnak	1
Elmo	1
Elton Custis	1
Epstein's Mother	1
Eric Greco	2
Erin Johnson	1
Erin K O'Donnell-Ballauer	1
Eugene Brown	1
Everett J Davis	1
Father Rene Corals	1
Felicia N Mason	1
Felio Legbon Martinez	1
Frank Broomall Jr.	1
Frank Burns	1
Frank Lautenberg	1

2020 Primary Write In Votes

Franklin Frake	1	Kenneth Walker	1	Rena Magolos Affrime	1
Fred Flintstone	1	Kevin T. Tonczyczyn	1	Republican	1
Fredrick Dande	1	Khaled Reza	2	Richard Ian Reynolds	1
Galen Fisher	1	Kim Hutcherson	1	Richie Somborea	1
George Norcross	1	Kreybich, Arati	1	Riquan King	1
Gina M. Winters	1	Kristen Affrime	1	RIQUAN KING	1
Glenn Charney	1	Kwincy Brown	1	Rob Carlson	2
Glenn Danzig	1	Kyle D'Souza	1	Robert "Ed" Farchien	1
Glenn Picone	2	Larry Tuff	1	robert Andrews	1
Goofy	2	Lauren Bell	1	Robert Bangs	1
Gritty	3	Lawrence Hamm	4	Robert Brown III	1
Gus Pontokalos	1	Lawrence J. Luongo III	1	Robert D. Gorman	1
Harpo Marx	2	litially anyone else	4	Robert Hogan	2
Harrison R Bodendein	1	Lorraine Hutter	1	Robert Lento	1
Harry Konick	0	Marissa P. Levy	1	Robert Nevitt	1
Heidi Jacobs	2	Marsha Law	1	Robert Shinn	1
Hillary Clinton	1	Martha C. Stem	2	Robert Tighue	1
Homer Simpson	1	Marty Funkenhauser	1	Rocky Wilson	1
I am against the "Pro Act"	1	Matthew Oberstart	1	Ronald Brand	1
Ian M. Steelman	1	Matthew Ott	1	Ronnie Michael	2
Iggy Pop	1	Michael A Katz	1	Roxanne Evans	1
Ilhan Omar	1	Michael B kirilenko	1	Rubble Walters	1
Jack Abramoff	1	Michael Geisinger	1	Ryan Stewart	1
Jacob W Rosbrow	1	Michael Gorman	1	Ryan Taylor	1
Jake M Bonaventura	1	Michael Ossorio Jr	1	Sam Kates	1
Jamel Hollie	1	Michael P. Leonard	1	Sam Snead	1
James B Jefferson	1	Michael R Dunn	1	Sam Sweet	1
James Jeffersen	1	Michael R Jones	1	Samantha Kirby	2
James Maley	1	Michael T. Gross	1	Samuel E. Shopp	2
James R Michael	1	Michael Wagner	1	School Choice	1
Jared Hunter	1	Michael Wayne Morgan	1	Scott Roth	1
Jason Volosin	1	Micker Mouse	1	Scott Soffen	1
Jason W Bryant	1	Mickey Mouse	17	Sean Fitzgerald	1
Jay Lassiter	1	Mike Barnes	0	Sean Gorman	1
Jeff Epstein	2	Mike Morgan	1	Sean Hengst	2
Jeff Ban Drew	0	Minnie Mouse	2	Sean Peterson	1
Jeffrey Kaslen	1	Morgan Reichner	1	Shane Fanille	1
Jello Biafra	1	Mr Potato Head	1	Shannon Stout	1
Jill Roth-Gutman	1	Mr. A. Novote	1	Simon Fisher	1
Joan Leonard	1	Mr. Reader	1	someone else	8
Jocelyn Dix	1	N/A	1	Sonja Kibbe	1
Joe Exotic	1	NA	1	Stephen P. Whinsten	1
John B. Chemello III	1	Namibia El	1	Stephen Winston	1
John Doe	1	Nancy polosey	2	Stephen Wovna	1
John F. Kain	1	Need better Candidate	1	Steve Morrison	1
John Francis	2	Nepotism	1	Steve Sweeney	1
John Locke	1	Never Norcross	1	Steven Lauer	1
John Wayne	1	Nick Baker	1	Stop stealing from teachers	1
Jon Bon Jovi	1	Nick Cuetkovic	1	Stripe Rainsford	1
Jon Corzine	1	Nick Trabosh	1	Stuart Elmer	1
Jon Latko	1	Nickey X. Mouse, II	1	Sue Altman	17
Jon Stewart	1	Nilsa Cruz-Perez	1	Susan Bass Levin	1
Jonathan Carrie	1	NJ Gov Phil Murphy	1	Susan Druckenbrod	1
Jos Wolf	1	No Confidence	1	Susan S. Wolf	1
Jose Delgado	1	No One	1	Suzanne Shourds	1
Joseph Barone	1	No Way	1	Take Back NJ	20
Joseph Biden	1	None of The Above	2	Taylor Henry	1
Joseph H Burke	1	Norcross family is corrupt	1	Theo Spencer	1
Joseph P Esposito Jr	1	Norcross needs to go	1	Thomas Coyle	2
Joseph Ramando	1	Not Norcorss!	3	Thomas D. Keiser	1
Joseph Ripa	2	Not-A-Crook	1	Tiffany Atkins	1
Joseph Rosato	1	Otis Graham	1	Tim Killion	1
Joseph Sandone	1	Patrick J. Reidy	1	Tim P Garvey	1
Joseph Stenback	1	Patrick T. Harker	1	Tim Tedesco	1
Joseph Sweeney	1	PATTI LABELLE	1	Timothy Farrow	1
Josh Bernstein	1	Paul Betzler	1	Timothy J O'neill	2
Josh Burnstein	2	Paul McClellan	1	Timothy Merrill	1
Joshua Duvall	2	Paul Sandrock	1	Tina Nugent	1
Joshua Guggenheim	1	Paul T. DeAngelis	1	Tom Cruise	1
Judith A Jones	1	Pepe LaPue	1	Tom Rosenberg	2
Justin McManus	1	Peter Gould	1	Tony Perry	1
K. Funkhouser	1	pluto	0	Unplug the machine	2
Kanisha White	1	Pokey T. Klein	1	Vermin Supreme	1
Kate Burns	1	Pooh Bear	1	Verna Ingram	1
Kate Delany	10	Preston Brown sr	1	Walter Pisano	1
Keena Jones	1	Preston Brown Sr.	0	Wayne Bryant	1
Keith Benson	2	Rather Have Satan	1	We Need Somebody New	1
Kelly Dugan	1	Ravi Shankar	1	Will Cunningham	1
Kelsey E Peters	1	Ray Lamboy	1	William Brenn	1
Kelsey E. Peters	1	Rena K Margolis	1	William H. Tucker	1

2020 Primary Write In Votes

William Sanchez	1	Hesman	1	Robert Bangs	1
Wyatt Verinado	1	Hillary Clinton	1	Robertta Reavey	1
Xander Killy-Zufert	1	Hot Lips	1	Rolland Coutinho	4
Zachary Sayli	1	Jackie Dayton	1	Ronsha Dickerson	1
Zachary Weller	1	Jackson Reisman	1	Ryan Stewart	1
Zenaida Kirkland	1	Jamel Hollie	1	Sam Sweet	1
Zinovia	1	James Haeefe	1	Samuel Sweet	1
Rejected	85	James Mc Aleer	1	Scrooge McDuck	1
Incorrect Spelling	0	James Sharp	1	Sean Hengst	1
Not Qualified/Declared	26	Jason W Bryant	1	Sean Peterson	1
Other	59	Jeanie Powers	1	Shannon Stout	1
		Jennifer O'Donnell	1	Shanta Smith-Get	1
		Jill Todd	1	Sharon Finlayson	1
House of Representatives 2nd		Joe Exotic	2	Shemp Howard	1
District DEM		John B. Chemello III	1	Some other Choice	1
Accepted As Is	0	John Lennon	1	Some Other Choice	0
		John Schenberger	1	Stimson J Catt	1
Resolved	1	Jon Corzine	1	Sue Altman	1
Christian Braddock	0	Jonathan Carrie	1	Susan Altman	3
Christopher Hammond	0	Jose D Zarazva	1	Taima Gates	2
Jeff Ban Drew	0	Joseph P Esposito Jr	1	Take Back NJ	20
Jeff Van Drew	1	Joseph Rosato	1	Taylor Mason	1
Mr. Reader	0	Joseph Russell	1	Ted Wolf	1
Wayne Bryant	0	Judith A Jones	1	Thomas Szymanski	1
Rejected	2	Justin Camaione	1	Tony Bennett	1
Incorrect Spelling	0	Kate Delany	2	Tracy Peters	1
Not Qualified/Declared	0	Ken Sluck	1	Usemite Sam	1
Other	2	Khaled Reza	2	Verna Ingram	1
		Kimberley Stuart	1	Vida Neal	1
		Kimberly Stuart	9	your	1
County Surrogate DEM		Kristen Affrime	1	Zachary Weller	1
Accepted As Is	0	Kristen Afrime	1	Zenaida Kirkland	1
		Krystle Scott	1	Rejected	72
Resolved	212	Lawrence Hamm	1	Incorrect Spelling	0
Aaron Widman	1	Linda L Boone	1	Not Qualified/Declared	23
Alanna Osterhout	1	Lula Williams	2	Other	49
Alexa Garvey	1	Mafiza Kazi	1		
Alexandria McCormick	2	Mannix Shinn	1	Board of Chosen Freeholders	
Almar Dyer	1	Marion Natale	1	UNEX DEM	
Anaya Smith	1	Mathew Rainsford	1	Accepted As Is	0
Andrew Franklin	1	Matthew Ott	2		
Anybody	2	Maurice Morris	1	Resolved	243
Anybody but Her	1	Michael A Katz	1	Aaron Widman	1
Anybody ELSE	1	Michael Doyle	1	Albert Bischoff	1
Anyone Else	1	Michael Gulliani	1	Alexandria McCormick	2
Aquaman	1	Michael Kellman	1	Alice Cooper	1
Bart Simpson	1	Michael R Jones	0	Andre Lorde	1
Benjamin Perloff	2	Michelle Obama	1	Andrew Carter	1
Bernie Sanders	1	Mickey Mouse	4	Andrew Sloan	1
Beth Becker	1	Mindy Tuff	1	Angela M Brown	1
Black Lives Matter	1	Mohit R Shah	1	Ann Pearl	1
Blanche Deveraux	1	Morgan Reichner	1	Anthony Obasi	1
Blue Jay	1	Mr. A. Novote	1	Anthony Mazarrelli	1
Brian Hueber	1	Mr. Hankey the Christmas	1	Anybody	1
Bro. Zawdie Abdul Malik	1	Poo		Anybody ELSE	2
Bryce Hewlett	1	N. PELOSI	1	Anyone Else	2
Carolyn Koel	1	NA	1	Ayinde Merrill	1
Cheryl Austin	1	Nambi Burke	3	Barbara Hulcomb	1
Chico Marx	1	Nate DeMarine	1	Benjamin Perloff	2
Christopher L. HEDGES	1	Need better Candidate	1	Bernie Sanders	1
Coco Shepard	1	Nicole Liquori	1	Best	1
Conan	1	Nicole Nance	2	Beth Becker	1
Corrianne Aviad	2	No Confidence	1	Black Lives Matter	1
Daniel Tiger	1	No One	1	Brian Bonetti	1
David Mayer	2	No way	1	Brian Hueber	1
Dominick Mellichiore III	1	None of The Above	1	Bridget Moore	1
Donald Duck	3	Online Schools	1	Bro. Zawdie Abdul Malik	1
Donald Trump	2	Pat Mooney	1	Bryce Hewlett	1
Donald Trump SR	1	Patricia E Jones	1	bugs Bunny	1
Donna Betz	1	Patti Smith	1	Bugs Bunny	1
doug Howie	1	Paul T. DeAngelis	1	Butch Patrick	1
Elton Custis	1	Peter Newkirk	2	Captain Planet	1
Eugene W B	1	Pluto	2	Carly D Peters	1
Felio Legbon Martinez	1	Pooh Bear	1	Carmen Lopez Cooper	1
Frances Stipastipa	1	Progressive	1	Carolyn Koel	1
Francis Perrone	1	Protest Vote	1	Cheryl Bark-Hurq	1
Franklin Frake	2	Queen	1	Claribel Azcona Barber	1
Frieda B Stone	1	Ravi Shankar	1	Clementon Counts	1
goofy	2	Rena Margulis	1	Coco Shepard	1
Harold Foley	1	Republican	1		
Harry Konick	1				

2020 Primary Write In Votes

Conan the freebooter	1	Mickey Mouse	2		
Consolidate	1	Mike Trout	1		
Cory Booker	1	Mike W Morgan	2		
Dave Guzman	1	Miss Laurie Power	1		
David Brook	1	Moe Howard	1		
David Mayer	1	Mohit R Shah	1		
Dean Floro	1	Moneke Ragsdale	1		
Debora Ann Goldberg	1	Morgan Reichner	1		
Denise Gormley	1	Mr. A. Novote	1		
Dennis Gormley	3	my cat	1		
Diana Arnold	1	NA	1		
Dollar Bill Stern	1	Need better Candidate	1		
Dominick Mellchioro III	1	Nicholas Cage	1		
Donald Duck	3	Nick Foles	1		
Donald Trump	2	Nick Simila	1		
Donald Trump JR	1	Nicole Nance	8		
dumbo	1	No Confidence	1		
Dumbo	0	No One	1		
Dylan Chess	1	None of The Above	3		
Elmer Fudd	1	Norman Palante	1		
Erin Crean	1	Paddy Love	1		
Erin Johnso	3	Paige Turner	1		
Esther Coar	1	Pamela Clark	1		
Eugene Debbs	1	Pancake Mix	0		
Frank D Reiss	1	Paul McCartney	1		
Franklin Frake	1	Paul T. DeAngelis	1		
Gary Cundiff	1	Pluto	1		
George Norcross	1	Pooh Bear	1		
Gritty	1	Porky Pig	1		
Gummo Marx	1	Progressive	1		
Hillary Clinton	1	Protest Vote	1		
Howard Steven Wilson	1	Randy Teague	1		
Howdy Doody	1	Ravi Shankar	1		
Ian Mosley	2	Rena Margulis	1		
Iilina Kausha	2	Republican	1		
Jack Surrecey	1	Richard Biusecker	1		
Jake Tuff	1	Richard Ian Reynolds	1		
Jamel Hollie	1	Robert Bangs	1		
James R Wise	1	Robert Gerber	1		
James Sharp	1	Robert Haines	1		
Jason W Bryant	1	Robert Lee	1		
Jay Waugh	1	Robert Palante	2		
Jeff Epstein	1	Robert Pallante	0		
Jennifer Moore	2	Robert Reavey	1		
Johanna Sheets	2	Roberta Reavey	1		
John B. Chemello III	1	Ronsha Dickerson	1		
John Buttil	1	Rose Nyland	1		
John Mauro	1	Roxanne Evans	1		
John Schenberger	1	Ruby Kuhn	1		
John Shaw, Jr.	1	Ryan Stewart	1		
Jon Corzine	1	Sam Sweet	2		
Jonathan Carrie	1	Samuel Sweet	1		
Jose D Zarazva	1	Sara T Davis	1		
Joseph P Esposito Jr	1	Scott Owens	1		
Joseph Rosato	1	Sean Mccollum	1		
Jospeh Stetback	1	Sean Peterson	1		
Judith A Jones	1	Shannon Stout	1		
Judith Ebbert	1	Spongebob	1		
Julia Gales	1	Stephen Wilson	1		
Julian Maresca	1	Sue Altman	1		
Kara Haeefe	1	Susan drukenbord	3		
Kate Burns	1	system	1		
Kate Delany	4	Taima Gates	2		
Keith Benson	1	Take Back NJ	19		
Keith Todd	1	Thomas Szymanski	1		
Ken Hoffman	1	Tom Waitt	1		
Kevin Mutshler	1	Tony Holmes	1		
Klenger	1	Trumpy Bear	1		
Kyle Nash	2	Vedra Chandler	1		
Larry	1	Verna Ingram	1		
Lawrence Hamm	1	Vincent Maffa Jr.	1		
Louis Garton	1	W. J. P. Fox	1		
Marcus Bittle	1	William Nickel	1		
Matthew McCormick	0	Wonder women	1		
Mayor Humduge	1	Zachary Weller	1		
Melinda Kane	2	Zenaida Kirkland	1		
Michael B Kirilenko	1	Rejected	75		
Michael J. Colis	1	Incorrect Spelling	0		
Michael Lovett	1	Not Qualified/Declared	21		
Michelle Nocito	1	Other	54		
				Board of Chosen Freeholders	
				DEM	
				Accepted As Is	0
				Resolved	447
				Aaron Widman	1
				Abe Unedi	1
				Adam Sheridan	1
				Alan Dodd	1
				Alan Stein	1
				Alanna Osterhout	1
				Alexandria McCormick	2
				Allan Dodd	1
				Almar Dyer	1
				Amadi J Merrill	1
				Amber Pallente	1
				Andre Jackson	1
				Andrea Stubbs	1
				Andrew C. Leonard	1
				Angel Mosorio	1
				Anthony Bland	1
				Anybody	4
				Anyone Else	3
				Ashly Estavez	1
				Audrey Johnson	1
				Ayinde Merrill	3
				Barbara Holcomb	1
				Bart Simpson	1
				Beau Wilson	1
				Ben Kim	1
				Ben Saracco	1
				Benjamin Perloff	2
				Bernard Hopkins	1
				Bernie Dougherty	1
				Bernie Sanders	2
				Bert	1
				Beth Becker	1
				Bilbo Baggins	1
				Black Lives Matter	1
				Bozo the Clown	1
				Brenda Daniel	1
				Brian Bonetti	1
				Brian Hueber	1
				Brian Laine	1
				Bro. Zawdie Abdul Malik	1
				broken	1
				Bruce Schwartz	2
				Bryan Harris	1
				Bryce Hewlett	1
				Bugs Bunny	1
				Bumblebee	1
				Caitlin McGee	1
				Carmen Santos	1
				Caroline Watson	1
				Carolyn Koel	1
				Carson Wentz	2
				Catherine Reisman	1
				Charles H Sweeney	1
				Charles Wahl	1
				Chip Pildis	1
				Christina Eckenroth	2
				Christina Scarti	2
				Christopher Emerch	1
				Christopher R Sullivan	1
				christopher rocco	1
				Clementon Counts	1
				Coco Shepard	1
				Colin Butler	1
				Colin Robinson	1
				Collin Law	1
				Colombo	1
				Conan	1
				Consolidate	1
				Cornelius Finnegan	0
				Cory Lieber	1
				Cruella De vil	1
				Curly	1
				Curly Howard	1

2020 Primary Write In Votes

Daffy Duck	1	Jimmy carter	1	Neri St. Charles	1
Daniel Aaron	1	Joanna sheets	0	No Norcross Guys	2
Daniel DiRenzo	1	Joe Miller	1	No One	1
Danny Briere	1	Johanna Scheets	8	None of The Above	2
Darrel A. Marsh Independent	1	John B. Chemello III	1	NONE OF THE ABOVE	1
Dave farmer	0	John P Driscoll	1	Olive Garden	1
Dave Farmer	1	John Schenberger	1	Optimus Prime	1
David brooks	0	Jon Latleo	1	Oren Lutz	1
David Mayer	1	Jonathan Carrie	1	Orlando Chandler	1
David Michael Killyzuffert	1	Jonathon L. Old, JR.	1	Orlando Mercado	1
Dennis Gamler	2	Jordan Merrill	2	Pancake Mix	1
dennis Gormley	2	Jose D Zarazva	1	Patrice L Smith	1
Dennis Gormley	32	Joseph J Driscoll	1	Patricia E Jones	0
Diane M. Galeoke	1	Joseph Monfrote	1	Paul Konrad	1
Dominick Mellchiore III	1	Joseph P Esposito Jr	1	Paul T. DeAngelis	1
Don Duck	1	Joseph Rosato	1	Paul White	1
Donald Duck	1	Joseph Sweeney	1	Peter Best	1
Donald Trump	2	Juan Lopez	1	Peter Griffin	1
Donald Trump JR	1	Judith A Jones	1	pooh Bear	1
Donna Pearson	1	Judy Sheppard	1	Progressive	1
Drew Koch	1	Julie Tozer	1	Protest Vote	1
Dudley Mafee	1	Jumgkook	1	Protest Vote, Jr	1
Earl Phillips III	1	June Addams	1	Ravi Shankar	1
Edward P Jancder Jr	1	Karl Marx	1	Raymond Burr	1
Edward P Jarbowski	1	Kate Burns	2	Raymond Lamboi	1
Edwin Zarzava	1	Kate Delany	8	Raymond Woods	1
Elizabeth Watson	1	Katherine Delany	1	Regina Mills	1
ELSE	2	Kathleen Hueber	1	Rena Margulis	2
Elton Custis	3	Katie Ingersoll	1	Republican	1
Emma Guggenheim	1	Keith Todd	0	Robert Bangs	1
Emme J. Palante	2	Kelly Frake	1	Robert Bernstein	1
Eric Cartman	1	KERRI OCONNOR	2	Robert F. Pallante	1
Erin Johnson	2	Kevin Bucceroni	1	Robert Goetz	1
Ernie	1	Kevin Hyslop	1	Robert Kempf	1
Errol D'Souza	1	Kevin Piccolo	1	Robert Lewandus	1
Eugene W B	1	Kidd Cudi	1	Roberta Reavey	29
Eureeka Ben Gay	1	Kristen Affirme	1	Roberta Reavy	6
Felicia N Mason	1	Kristen Affrime	1	Roger Kligerman	1
Felix Biederman	1	Kristen Olsen	1	Rojer Gunkel	1
ferdinando Micale	1	Lael Brattan	1	Rolland Coutinho	1
Flochart	1	Larry Fine	1	Ronald McDonald	1
Florence Stevens	1	Lassie Mae	1	Ronsha Dickerson	1
Fog Horn Leg Horn	1	Lawrence Hamm	1	Rosemarie Chapman	1
Frank Brown	1	Lee Widman	1	Roxanne Evans	1
Franklin Frake	1	Liam Gallagher	1	Ryan Stewart	1
Fred Flintstone	2	Literally Anyone Else	1	Sam Sweet	1
Freddie Mercury	1	Louis Edwards	1	Samuel Sweet	1
Geico Gelco	1	Lucian Clark	0	Schuyler Osterhout	1
George Eckenroth	1	M A. Novote	1	Sean Gorman	1
George Harrison	1	Mafiza Kazi	1	Sean Peterson	1
George Jones	1	Maggie Simpson	1	Shannon Stout	1
George Norcross	1	Mario	1	shanqua Biles	2
Goffy	0	Mark Lamper	1	Shiela Stokes	1
Goofy	4	Marsha P Johnson	1	Someone Less Corrupt	2
Greg Dubitski	1	Martin Nolan	1	Sophia Petrillo	1
Greg Goushian	1	Matthew Angelini	1	Spiderman	1
Greg Santiago Jr.	1	Matthew Elliot Wilson	1	Stephen teti	0
Guy Fawkes	1	Matthew Lindner	1	Steven Kelly	1
Hank Hill	1	Matthew McCormick	2	Sue Altman	4
Hillary Clinton	1	Maureen A Michael	1	Superman	1
Ian Mosley	2	Megatron	1	Susan Altman	4
Ian Pratt	2	Meishka Ruiz	1	Susan Prucknbey	1
is	1	Melissa Tomlinson	2	Susan Wolf	1
Ivanka Trump	1	Michael Cerota	1	Susanne Shoulos	1
Jack Skellington	1	Michael Lovett	0	Taima Gates	2
Jack Torditi	1	Michael Miller	1	Thomas J LaMaina	1
Jackson Reisman	1	Michael Sandone	1	Thomas Messick	1
Jacob Ward	1	Michael Testa	1	Thomas Szymanski	1
Jamel Hollie	1	mickey mouse	3	Tim Burdenski	1
james D D'Angelo	1	Mickey Mouse	3	Tina Nugent	1
James E Everett	1	Minnie Mouse	1	Tom Knurche	1
James Kinchlow	1	Moe	1	Toni Dade Bambara	1
James Maher	1	Mohit R Shah	1	Toni Telles	1
James Malseed	1	Moneke Ragsdale	3	Tracey Wells-Hayes	1
James Sharps	1	Morgan Reichner	1	Tyron Brown	1
Jared TLC	1	Mr. A. Novote	1	Vedra Chandler	1
Jason W Bryant	1	NA	1	Verna Ingram	1
Jeff Brenner	1	Nambia El	1	Wanda Lust	1
Jeffery Leber	1	Nancy Weller	1	William Beasley	1
Jennifer Moore	9	Need better Candidate	1	William Beringer	1

2020 Primary Write In Votes

William Kane	1	Berlin Boro Council UNEX DEM		Rejected	1
William Prendergast	1	Accepted As Is	0	Incorrect Spelling	0
Young Sheldon	1			Not Qualified/Declared	0
Zachary Weller	1	Resolved	10	Other	1
Zenaida Kirkland	1	Anna L Fenton	1		
Zeppo Marx	1	Arthur C Waller	1		
Zina Spezakis	1	Consolidate	1	Gibbsboro Council DEM	
Rejected	176	David McPeak	1	Accepted As Is	0
Incorrect Spelling	1	Donald Miller	1		
Not Qualified/Declared	47	Fireworks	1	Resolved	7
Other	128	Jennifer McPeak	1	Darel Eddings	1
		John Mulaney	1	Ellen Eagan	1
		Pete Davidson	1	Scott Littlefield	2
		Richard J Driscoll	1	Stacey Mitchell	1
Audubon Park Council DEM		Rejected	1	Tracy Haines	2
Accepted As Is	0	Incorrect Spelling	0	Rejected	3
		Not Qualified/Declared	1	Incorrect Spelling	0
Resolved	9	Other	0	Not Qualified/Declared	1
Donald Ducl	2			Other	2
Felio Legbon Martinez	1				
Mickey Mouse	2	Berlin Boro Council DEM			
Patricia A Ward	2	Accepted As Is	0	Haddon Heights Council DEM	
Paul Frantz	2			Accepted As Is	0
Rejected	1	Resolved	7		
Incorrect Spelling	0	Anna L Fenton	1	Resolved	11
Not Qualified/Declared	1	Arthur C Walter	0	Andre Harrillel	1
Other	0	David Mc Peak	0	Ash Kethchum	1
		Donald Miller	1	Guy Fawkes	1
Barrington Council UNEX DEM		Harry Styles	1	Jonathan Carrie	1
Accepted As Is	0	Jennifer Mc Peak	0	Noel Gallagher	1
		Niau Horan	1	Paul Simon	1
Resolved	3	One town	1	Pikachu	1
Alexandria McCormick	2	Richard J Driscoll	1	Ringo Starr	1
Christian Heine	1	to many schools	1	Robert Sockwell	1
Steven Teti	0	Rejected	1	Scott Watson	1
Rejected	1	Incorrect Spelling	0	Stephen DiRenzo	1
Incorrect Spelling	0	Not Qualified/Declared	1	Rejected	4
Not Qualified/Declared	1	Other	0	Incorrect Spelling	0
Other	0			Not Qualified/Declared	2
				Other	2
Barrington Council DEM		Brooklawn Council DEM			
Accepted As Is	0	Accepted As Is	0	Hi-Nella Council DEM	
		Resolved	2	Accepted As Is	0
Resolved	4	Jeff Holder	1		
Alexandria McCormick	2	Kay Delles	1	Rejected	0
Christian Heine	0	Rejected	1	Incorrect Spelling	0
Stephen Teti	2	Incorrect Spelling	0	Not Qualified/Declared	0
Steven Teti	0	Not Qualified/Declared	1	Other	0
Rejected	2	Other	0		
Incorrect Spelling	0			Laurel Springs Council DEM	
Not Qualified/Declared	2	Chesilhurst Council DEM		Accepted As Is	0
Other	0	Accepted As Is	0		
		Rejected	1	Resolved	13
Bellmawr Council DEM		Incorrect Spelling	0	Anybody	1
Accepted As Is	0	Not Qualified/Declared	0	Charles Mannella	2
		Other	1	Daniel Lang	1
Resolved	18			Edward G. Ochmanski	1
Bill Groff	1	Clementon Council DEM		Jamilynn Morris	1
Cornelius Finnegan	1	Accepted As Is	0	John F Mc Court III	1
Dave Spector	2			Joshua Stippick	1
Dominick Mellichiore III	1	Resolved	20	Joshua Stuppick	1
George Arbocus	1	Becky Holloway	1	Patricia Doherty	1
George Arbocus Jr.	1	BECKY HOLLOWAY	1	Richard Cannon	1
George Duddy	1	Chris McKelvey	1	Spider man	2
James Burleigh	1	Christopher McKelvey	1	Rejected	0
Lisa Young	2	Fritzi Schweizer	1	Incorrect Spelling	0
Mark Huff	1	Gritty	1	Not Qualified/Declared	0
Mark T Sharp Jr	1	John Zuggi	1	Other	0
MaryAnne Bush	1	Juanita London	4		
Nick Rizzo	1	Nancy Weller	1	Lawnside Council DEM	
Richard Kulpa	1	Rebecca Holloway	3	Accepted As Is	0
Robert Bangs	1	Robert C Del Camp	1		
Tracy Sharp	1	Sean Johnson	1	Rejected	0
Rejected	1	Tim Chambers	1	Incorrect Spelling	0
Incorrect Spelling	0	William A Fuller	1	Not Qualified/Declared	0
Not Qualified/Declared	0	Zachary Weller	1	Other	0
Other	1				

2020 Primary Write In Votes

Lindenwold Council DEM		Dru Genter Jr	1	Never	1
Accepted As Is	0	Fred Bartling	2	Paul Tighe	1
Resolved	23	Matthew Hale	1	Samantha Spaulding	2
Benjamin Perloff	2	Michele Santos	1	Rejected	4
Benji button	1	Peter Shepard	1	Incorrect Spelling	0
Bimbo the clown	1	Steven Dybus	1	Not Qualified/Declared	3
Bozo	1	Rejected	1	Other	1
Christine Scarti	2				
Deep Throat	2				
Donald Duck	1	Pennsauken Twp. Committee		Somerdale Council DEM	
Dumb Smurf	1	DEM		Accepted As Is	0
Dumbo	1	Accepted As Is	0	Resolved	8
Joseph Carraballo	1	Resolved	27	Brian Alexander	1
Karen Lopez	1	Alex Maria Cabrera	1	Marc Ritz	5
Keith M. Polifrone	1	Anne Hill	1	none	1
Lester engels	1	Anybody Else	1	Steven Daniels	1
Mary Castor	1	Bill Orth	1	Rejected	1
Ms. Beavis	1	Bruce Wayne	1	Incorrect Spelling	0
Ms. Butthead	1	Clark Kent	1	Not Qualified/Declared	0
SMURFETTE	1	David Meidt	1	Other	1
Warren Woywood	1	Elise Sadler Williams	1		
Wimpy Smurf	1	Eugene W B	1	Stratford Council UNEX DEM	
Zenaida Kirkland	1	Franklin Frake	2	Accepted As Is	0
Rejected	4	Gritty	1	Resolved	3
Incorrect Spelling	0	Hillary Clinton	1	Leonard Nestor II	1
Not Qualified/Declared	0	John Coffey	0	Mike Santoro	1
Other	4	John Koffey	1	Ryan Stewart	1
		Joseph Romero	1	Rejected	0
		Kanisha White	1	Incorrect Spelling	0
		Kelly Frake	1	Not Qualified/Declared	0
Magnolia Council DEM		Martin Slater Sr	1	Other	0
Accepted As Is	0	Richard Tamburo	1		
Resolved	3	Sean Peterson	1	Stratford Council DEM	
Daffy Duck	1	Theo Brown	1	Accepted As Is	0
Jofuchow	1	William Finnigan	2	Resolved	11
Steve Martin	1	William Walker	3	Adrienne Mirenda	1
Rejected	0	Xavier Paterson	0	Alan Cohen	1
Incorrect Spelling	0	Yosimite Sam	1	Gene Danato	2
Not Qualified/Declared	0	Rejected	10	James Kay	2
Other	0	Incorrect Spelling	0	Leonard Nestor II	0
		Not Qualified/Declared	5	Mike Mancini	1
		Other	5	Mike Santoro	1
Merchantville Council DEM				Ryan Stewart	1
Accepted As Is	0	Pine Hill Council DEM		Steve Gagliardi	2
Resolved	6	Accepted As Is	0	Rejected	2
Stephanie J. Harris	2	Resolved	11	Incorrect Spelling	0
Victoria Howard	1	Ari Spyros	1	Not Qualified/Declared	2
Victoria Sullivan	1	Ava Rhem	1	Other	0
Why Not a woman	1	Black Lives Matter	1		
Why only white men	1	Elmer Fudd	1	Voorhees Twp. Committee	
Rejected	1	Felix James	4	DEM	
Incorrect Spelling	0	Kate Sacker	1	Accepted As Is	0
Not Qualified/Declared	0	Marvin Martian	1	Resolved	20
Other	1	Roxanne Evans	1	Alex Mackle	1
		Rejected	7	Barbara Sallary	1
Oaklyn Council UNEX DEM		Incorrect Spelling	1	Caitlin McGee	1
Accepted As Is	0	Not Qualified/Declared	0	Carlyn Maidino	1
Resolved	4	Other	6	DWIGHT ANDERSON	1
Adam Sherr	1			Jackie Fetbroyt	1
Jason Volosin	1	Runnemede Council DEM		Jamel Hollie	1
Nina Scully	1	Accepted As Is	0	John Schenberger	1
Steven Dybus	1	Resolved	20	Jon Bon Jovi	1
Rejected	0	Albert Britton	1	Kenneth TAVANI	1
Incorrect Spelling	0	Colleen Kurth	1	Michael Testa	1
Not Qualified/Declared	0	D Johnson	1	Ravi Shankar	1
Other	0	Dorothy	1	ROBERT DAVIS	1
		ed white	5	Stephen D Pyson	2
Oaklyn Council DEM		Ian Pratt	1	Taylor Shiroft	1
Accepted As Is	0	James Sharp	1	Thomas N. Ganiaris	1
Resolved	10	Kathy	1	Wassim Ramadan	3
Adam Sherr	1	Lucian Clark	1	Rejected	19
April Manno	1	Melanie Goushian	1	Incorrect Spelling	0
Carson Wentz	1	Mike Vance	2	Not Qualified/Declared	7
				Other	12

2020 Primary Write In Votes

Waterford Twp. Committee DEM		Winslow Twp. Committee Ward 4 DEM		Abraham Lincoln	0
Accepted As Is	0	Accepted As Is	0	Alexandria McCormick	0
Resolved	10	Resolved	15	Amy Klobuchar	2
Charles Peacock	1	Anyone Else	1	Andrew Cuomo	7
Charles Peacock Jr.	1	Cheryl Banks-Hayes	1	Andrew Yang	6
Donald Trump JR	1	Cynthia A Moore	1	Anybody	1
Ivanka Trump	1	Dave Hopkins	1	Anybody but Biden	1
Jake Ellington	1	George J Jones	1	Anyone else	1
John Donegan	1	Goofy is Better	1	Ayshonso K. Scarborough	1
Mike Kelley	1	John T Smith	3	Barry Wright	1
Mike Kelly	1	Kevin Canders	2	Benjamin Perloff	2
Travis Simmons	1	Please Not Chuck	1	Better Choice	1
William P Ackerman	1	Raymond Watkins Jr	1	Big Bird	1
Rejected	3	Verna Ingram	1	Brian Hurlburt	1
Incorrect Spelling	0	Wayne Weathers	1	Bryce Harper	1
Not Qualified/Declared	0	Rejected	1	Carlos N. Vidal	1
Other	3	Incorrect Spelling	0	Carolyn Koel	0
Winslow Twp. Committee Ward 1 DEM		Not Qualified/Declared	0	Colin Peterson	1
Accepted As Is	0	Other	1	Colin Powell	2
Resolved	7	Woodlynn Council DEM		D Trump	1
Anyone Else	1	Accepted As Is	0	David Mayer	1
Carmen Nocito	1	Resolved	64	Donald J Trump	5
Progressive	1	Clyde Cook	28	Donald Norcross	2
Steve Dunn	1	Frank Kirby	1	Donald Trump	58
Thomas Thumb	3	Frank Kirby Sr.	1	Elizabeth Warren	35
Rejected	1	Frank Zappa	1	Elmer Fudd	1
Incorrect Spelling	0	Jay Goodwin	1	Father Joseph Ganiel	1
Not Qualified/Declared	0	Kathleen Wisner	27	Gary Samoyan	1
Other	1	Kathy	1	Gov. Phil Murphy	3
Winslow Twp. Committee Ward 2 DEM		Quinton Still	1	Homer Simpson	1
Accepted As Is	0	Robert Baun	1	Humpty Dumpty	1
Resolved	5	Samantha Kirby	2	Jesus Christ	1
Christopher Wood	1	Rejected	4	Jo Jorgensen	3
Donald Trump	1	Incorrect Spelling	0	Joseph Esposito	1
Joseph P Esposito Jr	1	Not Qualified/Declared	2	Joseph P Esposito Jr	1
Taima Gates	2	Other	2	Josh Rosentern	1
Rejected	0	President & Delegates-Dem 3rd District DEM		Judith A Jones	1
Incorrect Spelling	0	Accepted As Is	0	Kamala Harris	2
Not Qualified/Declared	0	Resolved	203	Kanye West	2
Other	0	Jose Zarazva	1	Kiersten Heverly	1
Winslow Twp. Committee Ward 3 DEM		Rejected	0	KLOBUCHAR	1
Accepted As Is	0	Incorrect Spelling	0	Marianne Williamson	0
Resolved	1	Not Qualified/Declared	0	Marieanne Williamson	2
Jose Zarazva	1	Other	0	Marybeth T. Jeffries	1
Rejected	0	President & Delegates-Dem 3rd District DEM		Meredith Sanford	1
Incorrect Spelling	0	Accepted As Is	0	Michelle Obama	1
Not Qualified/Declared	0	Resolved	203	Mickey Mouse	2
Other	0				

2020 Primary Write In Votes

Mike Barnes	1	Donald Trump	33	Turd Sandwich	1
Mitt Romney	1	Dumbo the Elephant	1	Warren Hales	1
Mohammad Kabir	3	Dwayne Johnson	2	William J. Lennon	1
Nancy Pelosi	2	Elizabeth A. Warren	4	William Jefferson Clinton	1
Neither	1	Elizabeth Warren	73	Rejected	15
nick foles	0	Frank Sinatra	1	Incorrect Spelling	0
None	1	Fred Flintstone	0	Not Qualified/Declared	8
Patrick M Rettig	1	Geroge Pasquerello	1	Other	7
Paul L Foglic	0	Goofy	1		
Pete Butigegeg	4	Gov. Phil Murphy	0		
Porky Pig	1	Gregory Sellers, ESQ	1	President & Delegates-Dem	
President Donald Trump	1	Hillary Clinton	3	5th District DEM	
Rador O'reilly	1	Howard Long	1	Accepted As Is	0
Ronnie James Dio	1	Jill Stein	1		
Ryan McCann	1	Jo Jorgensen	4	Resolved	19
Susan Hauck	1	John Bolton	1	Abraham Lincoln	0
Tom Hanks	1	John Kasich	1	Andrew Yang	1
Trump	5	Joseph Lieberman	1	Bobby Axelrod	1
Tulsi Gabbard	14	Joseph Rogan	1	Donald J. Trump	3
Zachary Kinsella	1	Kamala Harris	2	Donald Trump	2
Zenaida Kirkland	1	Kirsten Gillibrand	1	Elizabeth Warren	2
Rejected	31	Mark Cuban	2	Gov. Phil Murphy	0
Incorrect Spelling	0	Meryl Sperling	1	Hillary Clinton	1
Not Qualified/Declared	14	Michael Bloomberg	3	John Delaney	1
Other	17	Michelle R. Obama	2	Kanye West	3
		Mickey Mouse	5	Mickey Mouse	1
		Mike bloomberg	1	nick foles	0
		Mike Mourey	0	NONE	1
President & Delegates-Dem		Mike Mourey	0	Patricia Martina Allen	0
4th District DEM		NA	1	Paul L Foglic	0
Accepted As Is	0	Nibble the Greek	1	Tiffany Atkins	1
		nick foles	1	Trenae Williams	1
Resolved	249	None	1	Tulsi Gabbard	1
Abraham Lincoln	1	None of the above	1	Rejected	1
Amy Klobachar	3	Other	1	Incorrect Spelling	0
Andrew M. Cuomo (Gov. of NY)	8	Paul L Foglic	1	Not Qualified/Declared	1
Andrew Yang	28	Pete Buttigieg	8	Other	0
Anybody but Joe	1	Phil Murphy	1		
Bil IWeightman	1	Porky Pig	0		
Brian Newton	1	Preston Brown Sr	1	US President REP	
Centrist	2	Preston Brown Sr.	0	Accepted As Is	0
Charles T. Ward	1	Ralph Nadar	1		
Christine Klenk	1	Richard March	1	Resolved	774
Christopher Columbus	1	Santa Claus	1	Adam Sandler	1
Christopher Lynn Hedges	1	SCAM D EMIC	1	Albert Bisehoff	1
Cory Booker	3	The Hiney Pincher	1	Albert Langlois	1
Crystal T Robbins	1	TRUMP	2	Alfred E Newman	1
Donald Duck	1	Tulsi Gabbard	11	Andrew Cuomo	3
Donald J Trump	9				

2020 Primary Write In Votes

Andrew M. Cuomo	1	Chris Cristie	1	Jeff Flake	1
Andrew Yang	1	Chris Johnson	1	Jesse Ventura	1
Angelo Cataldi	1	Chris Marrocco	1	Jill Stein	0
Another write in	1	Christian E Griffin	1	Jo Jorgensen	1
Anthony Fauci	1	Christie	1	Jo-Don't Thread on Me Jorgenson	1
Anthony Triolo	1	Christie Whitman	1	Joe Baclion	1
Anthony Triore	1	Christopher Burtley	1	Joe Biden	181
Any Other Candidate	1	Christopher Christie	1	Joe Hoffman	1
Any Sane Repub	1	Christopher J. Christie	1	Joe Jorgensen	5
Anybody But Trump	1	Colin Powell	10	Joe Romano	1
Anybody Else	2	Condaleeza Rice	0	Joe Smith	1
Anyone but Trump	1	Condoleeza Rice	5	Joe Walsh	1
ANYONE ELSE	15	Condoleeza Rice	1	Joey B	1
Anyone thats not Trump	5	Cookie Monster	1	John Bolton	3
Arnold Schwarzenegger	1	Corey Booker	2	John Doe	1
Arthur delquido	1	Cory Gardiner	1	John Kasich	33
Barack Obama	1	Cynthia Stephens	1	John Krasinski	1
Barrack Obama	3	Dan Crenshaw	1	John McCain	1
Batman	1	Dave Chappell	1	John Miller	1
Beau L Miller	1	Dave Portnoy	1	John Smith	1
Ben Carson	2	David L Norcutt	1	Joseph Biden	9
Benjamin Shapiro	1	David Regn	1	Joseph Byrd	1
Bernard Sanders	5	Deborah Bollinger	1	Joseph R Biden	5
Bernie Sanders	13	Don Blankenship	1	Joseph R Biden Jr	4
Bernie Sanders Democrat	1	Donald Duck	4	Joseph R. Biden	3
Berny Sanders	1	Dr. Anthony Fauci	2	Joseph Ripa	2
Bertram A Doom	0	Dwayne "The Rock" Johnson	2	Joseph Walsh	4
Bertram A Doone	1	Dwayne Douglas Johnson	1	Justin Amash	1
Betty White	1	Dwayne Johnson	1	Justin Amush	1
Biden	4	Edward Snowden	1	Kanye Omari West	1
Biden, Joe	1	Elise Stetanik	1	Kanye West	3
Biden, Joesph R	2	Elizabeth Feldhake	1	Kenneth G. Gordon	1
Bidens Dog	1	Emily Nguyen	1	Larry Elder	1
Bill Bradley	1	Fred Flintstone	1	Laurence Stormholm	1
Bill Ward	1	Gary Johnson	1	Leah E. Halloran	1
Bill Weld	21	Gavin Newson	1	Ligma Balzac	1
Bloaty McBloatface	1	Gen Colin Powell	1	Lindsey Graham	1
BOB PATTERSON	1	George Bush	4	Lisa M Love	1
Bozo the Clown	1	George Conway	1	Lisa M. Love	0
Brandon McGee	1	George Floyd	1	Literally Anyone	2
Bruce Springsteen	1	God	1	Literally anyone else	1
Cara Carleton "Carly" Fiorina	1	Gov. Bill Weld	15	Marc Saggio	1
Carmen Woods	1	Gritty	1	Marco Rubio	4
Carmine Barbarise	1	H. L. Mencken	1	Mario L Maiese	1
Chevy Chase	1	HELEN D DOONE	1	Mark Hamill	1
Chief Justice John C. Roberts	1	J Biden	1	Mark J Berenato	1
Chris Christie	2	JEB BUSH	4	Mark Sanford	1

2020 Primary Write In Votes

Matthew Edson	2	Rocky Dela fuch	1	Cory Booker	58
Matthew J Filandro	1	Ron Paul	1	Craig Bruno	1
Matthew Roddy	1	Ronald Reagan	3	Dana Elaine Owens	1
Maura A. Mcdevatt	1	Roque De La Fuente	1	David Siedell	1
Maureen "MO" Gibson	1	Rubio	1	Elizabeth O'brien	1
Micahel Doveton	1	Santa Claus	1	Elizabeth Warren	1
Michae J Jenkins	1	Scot T Urouhart	1	Gayle P DiTullio	1
Michael Ambrosno	1	Sen. Rand Paul	1	HELEN D DOONE	1
Michael B Farley	1	Stacy Kasic	2	Helen J. Patel	1
Michael Bachich	1	Stacy Kasse	0	Jacob Fritsche	1
Michael Bloomberg	1	Susan Collins	3	James Beach	2
Michael DeWine	0	Susan Rice	2	James Moran	1
Michael Huckabee	1	Ted Cruz	1	Jeff Van Drew	4
Michael Pence	1	Thomas Kean Jr	1	Jenna Fischer	1
Michael Willimann	1	Tim Scott,sen	4	Joe Biden	2
Michelle Obama	1	Tom Tait Jr	1	Joe Smith	1
Michelle W. Pictorski	1	Tracey Painter Salvat	1	John Doe	1
Mickey Mouse	10	Tulsi Gabbard	2	John Runyan	1
Mike Bloomberg	5	W. Wells	0	Joshua Duvall	1
Mike Dewine	2	W. WELS	2	Justin Amush	0
Mike Lee	1	Willard Mitt Romney	1	Larry Hamm	1
Mike Pence	16	William F. Weld	6	Laurence Stormholm	1
Mit Romney	2	William Kelly	1	Lawrence Hamm	2
Mitt Romney	139	William Weld	22	Mark J Berenato	1
Mo Cheeks	1	Zippy the Pinhead	1	Mickey Mouse	1
N/A	1	Rejected	23	Mr Anderson	1
Nancy Martin Baker	1	Incorrect Spelling	0	N/A	1
Nancy Potts	1	Not Qualified/Declared	11	Never Trump	1
Never Trump	3	Other	12	No Confidence	1
Nicky Krivas	1			None	4
Nikki Hailey	0			none of the above	1
Nikki Haley	5	US Senator REP		Orlando Y Chandler	1
No Confidence	1	Accepted As Is	0	Other	0
No One	2			Pete Jenkins	1
None of the above	2	Resolved	122	Randy S Cline	1
Not Donald	1	Alfred E Newman	0	Richard Ian Reynolds	1
Not Trump	2	An Actual Clown	1	Richard J. Thorne	1
O Biden	1	Anthony Bucco	2	Roberta C Coory	1
Orlando Y Chandler	1	Bernie Sanders	1	Shane McCormick	1
Other	1	Bertram A Doom	1	Steven Curcio	2
Patricia Martina Allen	1	Brandon McGee	1	Thomas C MacArthur	1
Patrick Fritsche	1	Carmine Barbarise	1	Tom Steyer	1
Pete Buttigieg	1	Chief Justice John C. Roberts	0	Tom Tait Jr	1
Ralph Cobert	1	Chris Christie	3	V.A. Shiva Ayyadura	1
Rand Paul	1	Christopher Burtley	1	Zachary Taylor	1
Randy S Cline	1	Christopher Smith	1	Rejected	14
Robert Edwards	1	Corey Booker	0	Incorrect Spelling	0

2020 Primary Write In Votes

Not Qualified/Declared	3	Joshua Duvall	2	Angela Kinsey	1
Other	11	Laurence Stormholm	1	Annalisa Klein	1
		Layla Fritsche	1	Bernie Sanders	1
		Mark J Berenato	1	Bertram A Doom	1
House of Representatives 1st District REP		Michelle Rodriguez	1	Beth Plenn	1
Accepted As Is	0	Mickey Mouse	1	Bozo the Clown	1
		Mini Mouse	1	Brandon McGee	1
Resolved	112	Mr Smith	1	Charles Fritsche	1
Alanna Osterhont	1	N/A	1	Christopher Burtley	1
Alexander Aquilino	1	Naomi Lubkin	2	Christopher Smith	1
Andrew Yang	1	None	2	Corey Booker	1
Anyone Else	1	none of the above	1	Craig Bruno	1
Ashley Burnett	1	Norman Griffith	1	Dave Portnoy	1
Bernie Sanders	1	Other	1	Elizabeth O'brien	1
Bertram A Doom	1	Paul Dilks	1	Eric Ford	1
Brandon McGee	1	Randy S Cline	1	Evan Royds	1
Carmine Barbarise	1	Richard Ian Reynolds	1	Gayle P DiTullio	1
Carol Runkens	1	Richard J. Thorne	1	Goofy	2
Chelsea Lee-Whittick	1	Steve Carell	1	Harvey Birdman	1
Chris Christie	1	Steven Curcio	2	Heather Simmons	1
Christopher Burtley	1	Tom Tait Jr	1	Helen D Doone	1
Christopher Smith	2	Will Cunningham	1	Joe Biden	1
Craig Bruno	1	William Barber	1	Joe Sestak	0
Daffy Duck	1	Rejected	13	Joe Smith	1
Dave Portney	1	Incorrect Spelling	0	John Runyans	1
David Horwitz	1	Not Qualified/Declared	3	Joseph Ripa	1
Donald Duck	1	Other	10	Kurt Sporer	1
Donald M Raynedr	1			Laurence Stormholm	1
Donald Norcross	37			Marc Anselmi	1
Donald W Norcross	9	House of Representatives 2nd District REP		Marianne Willaimson	1
Drew Levin	1	Accepted As Is	0	Mark J Berenato	1
Elizabeth O'brien	1			Michelle Gentek Mayer	27
Eric Greco	0			N/A	1
Evan Royds	1	Rejected	0	Nelson Fellmae	1
Gayle P DiTullio	1	Incorrect Spelling	0	None	2
George T Conway III	1	Not Qualified/Declared	0	None of the above	1
Gerould J Giddings	1	Other	0	Norman Griffith	1
HELEN D DOONE	1			Other	1
Isad Segul	1			Peter Pan	1
Jeff Van Drew	1	County Surrogate REP		Richard Ian Reynolds	1
Joe Biden	1	Accepted As Is	0	Richard J. Thorne	1
Joe Smith	1			Steven Curcio	2
Joseph L Liss	1	Resolved	76	Stuart Little	1
Joseph Martin	1	Aaron Arnstein	1	Tom Tait Jr	1
Joseph Ripa	1	Alanna Osterhont	1	Rejected	13
Josh Duvai	0	Alfred Grill	1	Incorrect Spelling	0
Josh Duval	4	Almar Dyer	1	Not Qualified/Declared	4

2020 Primary Write In Votes

Other	9	Richard Ambrosino	1	Jeffery Nash	2
		Richard Ian Reynolds	1	Jessi Ventura	1
		Richard J. Thorne	1	Jesus the Christ	1
Board of Chosen Freeholders		Robert O. Zuloceta	1	Jim Jefferson	1
UNEX REP		Sam Carney	1	Jimmy Dore	1
Accepted As Is	0	Steven Curcio	2	Joe Smith	1
Resolved	75	Tom Tait Jr	1	John Ferce	1
Alfie Fritsche	1	Tulsi Gabbard	1	John W Baker	0
Almar Dyer	23	William Garvin	1	Johnathon Young Sr	23
Annalisa Klein	1	Rejected	13	Joseph Ripa	1
Barabara Holcomb	1	Incorrect Spelling	0	Jub Thomas	1
Bernie Sanders	1	Not Qualified/Declared	4	Kathy Iezzi	1
Bertram A Doom	1	Other	9	Kristin Vitacco	1
Beth Plenn	1			Laurence Stormholm	1
Brandon McGee	1			Lillian Skabla	1
Carmine Rampolla	1	Board of Chosen Freeholders		Lord God	1
Christopher Burtley	1	REP		Louis Cappelli Jr	25
Craig Bruno	1	Accepted As Is	0	Martin Nowicki	1
Creed Bratton	1	Resolved	121	Melinda Kane	1
Dana Redd	1	Alexander Swan	1	Michael Didomenico	1
Dave Portney	1	Almar Dyer	1	Michael E Denomme	1
Donald Duck	1	Anyone Else	1	Michael Lavery	1
Elizabeth O'brien	1	Bernie Sanders	1	Mickey Mouse	1
Evan Royds	1	Bertram A Doom	1	N/A	2
Gayle P DiTullio	1	Brandon McGee	1	Nancy Pelosi	1
Glenn Owens	1	Carma Rodriguez	1	Nick Palma	1
Grumpy	1	Catherine O'brien	1	None	2
Harriet Tubman	1	Craig Bruno	1	none of the above	1
HELEN D DOONE	1	Craig Pfeiffer Jr.	2	Norman Griffith	1
Helen Hart-Magobet	1	Craig Robinson	1	Other	1
Jess Arnstein	1	Daisy Duck	1	Paul Williams	1
Joe Sestak	1	Dave Portney	1	Rainn Wilson	1
Joe Smith	1	Deval Patrick	1	Renee Barnes	1
John W Baker	1	Donald Duck	1	Richard Ian Reynolds	1
Joseph Ripa	3	Dorothy Burger	1	Richard J. Thorne	1
Laurence Stormholm	1	Elizabeth O'brien	1	Rob Lowe	1
Leah Halloran	0	Emily Markey	1	Steven Curcio	2
Louis Cappelli Jr.	2	Erika Moody	1	Sydney Koeruer	1
Lyman Barnes	1	Eva Fritsche	1	Tom Tait Jr	1
Michael Mimms	1	Evan Royds	1	Tony Stark	1
N/A	1	Gary Gilbert	1	Uamala Harris	1
None	2	Gayle P DiTullio	1	Your mom	1
None of the above	1	Gritty	1	Your Moms Mom	1
Norman Griffith	1	HELEN D DOONE	1	Rejected	35
Other	1	Helen Hart-Magobet	1	Incorrect Spelling	1
Philly Jesus	1	Helen Murphy	1	Not Qualified/Declared	9
Pluto	1	Jack Mc Gee	1	Other	25

2020 Primary Write In Votes

		Bellmawr Council REP			
		Accepted As Is	0	Resolved	3
				Alan Cipolone	1
Audubon Park Council REP		Resolved	6	Clifford F Barnes	1
Accepted As Is	0	Bill Groff	1	Jeffrey Halter	1
Resolved	1	Christopher Sheeehan	1	Rejected	0
Noah Pennock	1	Debbie Priolo-Allen	1	Incorrect Spelling	0
Rejected	0	Lisa Young	1	Not Qualified/Declared	0
Incorrect Spelling	0	Natasha Romanoff	1	Other	0
Not Qualified/Declared	0	Steve Rodgers	1		
Other	0	Rejected	0		
		Incorrect Spelling	0	Chesilhurst Council REP	
		Not Qualified/Declared	0	Accepted As Is	0
		Other	0	Resolved	2
Barrington Council UNEX REP				Bob Blazer	1
Accepted As Is	0			Timothy M Flood	1
Resolved	170	Berlin Boro Council UNEX REP		Rejected	0
Elizabeth Lafferty	1	Accepted As Is	0	Incorrect Spelling	0
Elizabeth O'brien	1	Resolved	5	Not Qualified/Declared	0
Nick Perronace	1	Donald Klienback Jr	1	Other	0
R. Ambrosino	1	Joseph Donnahue	1		
Robert Delvecchio	1	Keith Hohing	1	Clementon Council REP	
rodney Dangerfield	1	Leonard Badolato	1	Accepted As Is	0
Shannon Kelly	1	Ryan Peters	1	Resolved	2
Stephen Tetti	163	Rejected	0	Carmen G Rodriquez	1
Rejected	0	Incorrect Spelling	0	Victor Carstarphan	1
Incorrect Spelling	0	Not Qualified/Declared	0	Rejected	0
Not Qualified/Declared	0	Other	0	Incorrect Spelling	0
Other	0			Not Qualified/Declared	0
				Other	0
Barrington Council REP		Berlin Boro Council REP			
Accepted As Is	0	Accepted As Is	0	Gibbsboro Council REP	
Resolved	331	Resolved	4	Accepted As Is	0
E. Ford	1	Glenn J. Behnke Jr	1	Resolved	1
Elizabeth Lafferty	1	Jake Miller	1	Gayle P DiTullio	1
Robert Delvecchio	161	Len Badolato	1	Rejected	0
S. Bottigneri	1	Patricia Cummings	1	Incorrect Spelling	0
Shannon Kelly	157	Rejected	0	Not Qualified/Declared	0
Stephen Tetti	10	Incorrect Spelling	0	Other	0
Rejected	0	Not Qualified/Declared	0		
Incorrect Spelling	0	Other	0		
Not Qualified/Declared	0				
Other	0				
		Brooklawn Council REP		Haddon Heights Council REP	
		Accepted As Is	0		

2020 Primary Write In Votes

Accepted As Is	0	Diane Veteri	6		
		Erick Ford	1		
Resolved	3	Nick Cavallaro	1	Oaklyn Council REP	
Brandon McGee	1	Ray Miller	1	Accepted As Is	0
Joe Smith	1	Rejected	1	Resolved	0
Regina M. Philipps	1	Incorrect Spelling	0	Sue Stock	0
Rejected	1	Not Qualified/Declared	1	Rejected	0
Incorrect Spelling	0	Other	0	Incorrect Spelling	0
Not Qualified/Declared	0			Not Qualified/Declared	0
Other	1			Other	0
		Magnolia Council REP			
		Accepted As Is	0		
Hi-Nella Council REP					
Accepted As Is	0	Resolved	5	Pennsauken Twp. Committee REP	
		George Harrum	2	Accepted As Is	0
		Grace J Richmond	1	Resolved	16
Rejected	0	Jesus Christ	1	Bertram A Doom	1
Incorrect Spelling	0	Stephen M Richmond Sr	1	Charles G. Halloran	2
Not Qualified/Declared	0	Rejected	1	Ellen Lee Dougherty	1
Other	0	Incorrect Spelling	0	Gerald J Giddings	1
		Not Qualified/Declared	1	Hector Nives	1
		Other	0	Helen Doone	1
				Keith A. Layton	1
Laurel Springs Council REP				Tim Killion	2
Accepted As Is	0	Merchantville Council REP		Travis Fowler	1
		Accepted As Is	0	Vince Martinez	2
Rejected	0	Resolved	4	William Finnegan	2
Incorrect Spelling	0	Joseph A. Atchison III	1	William Skorko	1
Not Qualified/Declared	0	Joshua Matukonis	1	Rejected	7
Other	0	Karen Haresign	1	Incorrect Spelling	0
		Pamela Matukonis	1	Not Qualified/Declared	1
Lawnside Council REP		Rejected	0	Other	6
Accepted As Is	0	Incorrect Spelling	0		
		Not Qualified/Declared	0	Pine Hill Council REP	
Resolved	1	Other	0	Accepted As Is	0
Jenny Zheng	1			Rejected	0
Rejected	0	Oaklyn Council UNEX REP		Incorrect Spelling	0
Incorrect Spelling	0	Accepted As Is	0	Not Qualified/Declared	0
Not Qualified/Declared	0	Resolved	1	Other	0
Other	0	Sue Stock	1		
		Rejected	0		
Lindenwold Council REP		Incorrect Spelling	0		
Accepted As Is	0	Not Qualified/Declared	0	Runnemede Council REP	
Resolved	9	Other	0	Accepted As Is	0

2020 Primary Write In Votes

		Carmine Valentino	1		
Resolved	8	Charles M Gillespie	1	Resolved	3
Carmella Mazzaralli	1	Euphonia Lazarus	1	Helen Hart-Magobet	1
Harriet J Albertson	1	James Gillespie	1	Janice M. Fields	1
Jack Shaw	2	Jason Wiess	1	Joseph Vanderslice	1
Linda M Murphy	1	M. L. Testa	1	Rejected	0
Melonie A. shaw	1	Mike Friedman	2	Incorrect Spelling	0
Michelle R Mazza	1	Robert Sundstrom	1	Not Qualified/Declared	0
William DeCuzzi	1	Scott Riley	1	Other	0
Rejected	0	Sydney Koeruer	1		
Incorrect Spelling	0	Thomas Bonfiglio	2		
Not Qualified/Declared	0	Rejected	1	Winslow Twp. Committee	
Other	0	Incorrect Spelling	0	Ward 3 REP	
		Not Qualified/Declared	0	Accepted As Is	0
		Other	1		
Somerdale Council REP				Rejected	0
Accepted As Is	0			Incorrect Spelling	0
		Waterford Twp. Committee		Not Qualified/Declared	0
		REP		Other	0
Resolved	2	Accepted As Is	0		
Brian Henry	1	Resolved	9		
Douglas Stanges	1	Andrew Wade	2	Winslow Twp. Committee	
Rejected	0	Ralph Ferguson	2	Ward 4 REP	
Incorrect Spelling	0	Stephanie Belcher	2	Accepted As Is	0
Not Qualified/Declared	0	William A Eager	1		
Other	0	William Eager	1	Resolved	6
		William Eager Jr	1	Albert Bazzel	1
		Rejected	0	Amber Guthrie	2
Stratford Council REP		Incorrect Spelling	0	Calvin Fritz	1
Accepted As Is	0	Not Qualified/Declared	0	Matthew Broosley	1
		Other	0	Thomas R Myers jr	1
Resolved	4			Rejected	0
Christofor Kay	1	Winslow Twp. Committee		Incorrect Spelling	0
George Mertz	1	Ward 1 REP		Not Qualified/Declared	0
Tim Hall	2	Accepted As Is	0	Other	0
Rejected	2	Resolved	2		
Incorrect Spelling	0	Christine Duble	1	Woodlynne Council REP	
Not Qualified/Declared	2	Richard J. Thorne	1	Accepted As Is	0
Other	0	Rejected	1		
		Incorrect Spelling	0	Resolved	6
Voorhees Twp. Committee		Not Qualified/Declared	0	Anthony Delmar	1
REP		Other	1	Chris Johnson	1
Accepted As Is	0			John V. Azzayiti	2
		Winslow Twp. Committee		Michael L Testa	1
Resolved	16	Ward 2 REP		Michael Laveri	1
Alexander Mackle	1	Accepted As Is	0	Rosemary Simpkins	0
Barbara Silary	1			Rejected	0
C. J Christie	1				

2020 Primary Write In Votes

Incorrect Spelling	0	Christopher J Christie	1		
Not Qualified/Declared	0	Frank Lafferty	30	Rejected	0
Other	0	J. P. Azzariti	1	Incorrect Spelling	0
		John V. Azzariti	1	Not Qualified/Declared	0
		Ken Smith	1	Other	0
Stratford Council UNEX REP		Nick Peronace	6		
Accepted As Is	0	Robert Delvecchio	8		
		Shannon Kelly	3	Bellmawr Male County Committee REP	
Resolved	2	Stephen Teti	4	Accepted As Is	0
Mike Mancini	2	Rejected	4		
Rejected	1	Incorrect Spelling	0	Resolved	5
Incorrect Spelling	0	Not Qualified/Declared	4	Bill Groff	1
Not Qualified/Declared	1	Other	0	Bruce Banner	1
Other	0			Marty Waters	1
				Peter Parker	1
				Scott Lang	1
		Barrington Female County Committee REP		Rejected	0
Audubon Boro Male County Committee REP		Accepted As Is	0	Incorrect Spelling	0
Accepted As Is	0	Resolved	65	Not Qualified/Declared	0
Resolved	6	Christine Coraluzzi	29	Other	0
Harry Moore	1	Elizabeth O'brien	1		
Ian Gill	2	Heather Peronace	2	Bellmawr Female County Committee REP	
John W Baker	1	Janice Fields	2	Accepted As Is	0
Michael Myles	1	K. Corrado	1		
Robert O Lee	1	Karen Kofot	1	Resolved	3
Rejected	3	Kelli Martone	1	Kristin Vitacco	1
Incorrect Spelling	0	Kristen Corrado	1	Mickey Mouse	1
Not Qualified/Declared	0	Shannon Kelly	27	Wanda Maxinoff	1
Other	3	Rejected	1	Rejected	0
		Incorrect Spelling	0	Incorrect Spelling	0
		Not Qualified/Declared	1	Not Qualified/Declared	0
		Other	0	Other	0
Audubon Boro Female County Committee REP					
Accepted As Is	0				
		Audubon Park Male County Committee REP			
Rejected	3	Accepted As Is	0	Berlin Boro Male County Committee REP	
Incorrect Spelling	0			Accepted As Is	0
Not Qualified/Declared	3	Rejected	0		
Other	0	Incorrect Spelling	0	Rejected	0
		Not Qualified/Declared	0	Incorrect Spelling	0
		Other	0	Not Qualified/Declared	0
Barrington Male County Committee REP				Other	0
Accepted As Is	0				
Resolved	85	Audubon Park Female County Committee REP			
C. J. Christie	1	Accepted As Is	0	Berlin Boro Female County Committee REP	
Chris Iacono	29			Accepted As Is	0

2020 Primary Write In Votes

		Resolved	1		
Resolved	1	Catherine M Cipolone	1		
Jennifer McCrawford	1	Rejected	0	Rejected	0
Rejected	0	Incorrect Spelling	0	Incorrect Spelling	0
Incorrect Spelling	0	Not Qualified/Declared	0	Not Qualified/Declared	0
Not Qualified/Declared	0	Other	0	Other	0
Other	0				
		Camden City Male County Committee At Large REP		Clementon Male County Committee REP	
Berlin Twp Male County Committee REP		Accepted As Is	0	Accepted As Is	0
Accepted As Is	0				
				Resolved	4
Resolved	4	Rejected	0	Fran Little	1
David J Torte	1	Incorrect Spelling	0	John V Azzariti	1
Keith B. Todd	1	Not Qualified/Declared	0	Keith Clayton	1
Robert O. Zuloceta	1	Other	0	William F Weyland	1
Thomas Julinaro	1			Rejected	0
Rejected	0			Incorrect Spelling	0
Incorrect Spelling	0	Camden City Female County Committee At Large REP		Not Qualified/Declared	0
Not Qualified/Declared	0	Accepted As Is	0	Other	0
Other	0				
		Resolved	6		
		Carlette E Southern-Robert	1	Clementon Female County Committee REP	
Berlin Twp Female County Committee REP		Dorothy Burger	2	Accepted As Is	0
Accepted As Is	0	John Azzariti	1		
		Natalie Lynn Rivera	1	Resolved	2
		Susan L Enderly	1	Meryl Greene	1
Rejected	0	Rejected	0	Val Little	1
Incorrect Spelling	0	Incorrect Spelling	0	Rejected	0
Not Qualified/Declared	0	Not Qualified/Declared	0	Incorrect Spelling	0
Other	0	Other	0	Not Qualified/Declared	0
				Other	0
		Chesilhurst Male County Committee REP		Collingswood Male County Committee REP	
Brooklawn Male County Committee REP		Accepted As Is	0	Accepted As Is	0
Accepted As Is	0				
Resolved	1	Resolved	2		
Alan Cipolone	1	Bob Blazer	1	Resolved	4
Rejected	0	Timothy M Flood	1	Justin Buonocore	1
Incorrect Spelling	0	Rejected	0	Michael Campbell	1
Not Qualified/Declared	0	Incorrect Spelling	0	Roy Gustafson	1
Other	0	Not Qualified/Declared	0	Shawn Campbell	1
		Other	0	Rejected	0
				Incorrect Spelling	0
				Not Qualified/Declared	0
Brooklawn Female County Committee REP		Chesilhurst Female County Committee REP		Other	0
Accepted As Is	0	Accepted As Is	0		

2020 Primary Write In Votes

		Rejected	0	Marie Ely	2
Collingswood Female County Committee REP		Incorrect Spelling	0	Michael Mertz	2
Accepted As Is	0	Not Qualified/Declared	0	Rejected	5
		Other	0	Incorrect Spelling	0
Resolved	2			Not Qualified/Declared	0
Samantha Campbell	1			Other	5
Savannah Buonocore	1	Gloucester City Female County Committee At Large REP			
Rejected	0	Accepted As Is	0	Haddonfield Male County Committee REP	
Incorrect Spelling	0			Accepted As Is	0
Not Qualified/Declared	0	Resolved	4		
Other	0	Darlene Shotmeyer	1	Resolved	167
		Dorothy Burger	1	Barrak Obama	1
Gibbsboro Male County Committee REP		Joanne Gilmore	1	Francis T Troy	5
Accepted As Is	0	Theresa A. Winegar	1	Frank Troy	20
		Rejected	0	George Washington	1
Resolved	1	Incorrect Spelling	0	Greg Horton	35
Carly Allison Sheffle	1	Not Qualified/Declared	0	Jeff Kasko	34
Rejected	0	Other	0	Joseph McElroy	1
Incorrect Spelling	0	Haddon Twp Male County Committee REP		Martin Luther King Jr	1
Not Qualified/Declared	0	Accepted As Is	0	Mickey Mouse	1
Other	0			Peter Pan	1
		Resolved	12	Roger Jacobs	35
Gibbsboro Female County Committee REP		Daniel Shaw	1	Sean Leonard	32
Accepted As Is	0	Ian Schultz	2	Rejected	0
		John Dawnham	2	Incorrect Spelling	0
Resolved	1	John Foley	2	Not Qualified/Declared	0
Jamie Beth Kramer	1	Sean McGrath	2	Other	0
Rejected	0	Steven Bayruns	1	Haddonfield Female County Committee REP	
Incorrect Spelling	0	William Mann	2	Accepted As Is	0
Not Qualified/Declared	0	Rejected	5		
Other	0	Incorrect Spelling	0	Resolved	144
		Not Qualified/Declared	0	Chris Schultz	36
Gloucester City Male County Committee At Large REP		Other	5	Cynthia Plucinski	36
Accepted As Is	0	Haddon Twp Female County Committee REP		Jere Ablonczy	35
		Accepted As Is	0	Kathleen Freeman	2
Resolved	9			Susan Principato	35
Christopher J Christy	1	Resolved	12	Rejected	0
Joel Italian	2	Anne Rybicki	1	Incorrect Spelling	0
Joseph Pennacchio	1	Dureen DeCristofaro	2	Not Qualified/Declared	0
Larry L Connor	1	Elizabeth A. Patel	1	Other	0
Mark Starcher	1	Jane Duffy	2	Haddon Heights Male County Committee REP	
Michael Lavery	1	Margiente Dawnham	2	Accepted As Is	0
Ronald A Morse	1				
Thomas P Ragukonis	1				

2020 Primary Write In Votes

		Other	0	Accepted As Is	0
Resolved	6				
Bodhi McGee	1			Resolved	2
Brandon McGee	1	Laurel Springs Male County Committee REP		Chuck Riley	1
Hunter Hoilien	1	Accepted As Is	0	Frank Cavallaro	1
Jack McGee	1			Rejected	0
Joe Smith	1			Incorrect Spelling	0
Mark Macolino	1	Rejected	0	Not Qualified/Declared	0
Rejected	1	Incorrect Spelling	0	Other	0
Incorrect Spelling	0	Not Qualified/Declared	0		
Not Qualified/Declared	1	Other	0		
Other	0			Lindenwold Female County Committee REP	
				Accepted As Is	0
		Laurel Springs Female County Committee REP			
Haddon Heights Female County Committee REP		Accepted As Is	0	Resolved	2
Accepted As Is	0			Janet Cavallaro	1
				Kim Riley	1
Resolved	6	Rejected	0	Rejected	0
Brandon McGee	1	Incorrect Spelling	0	Incorrect Spelling	0
Dan Liptz	1	Not Qualified/Declared	0	Not Qualified/Declared	0
Emily Markey	1	Other	0	Other	0
Joe Smith	1				
Megan Fritz	1			Magnolia Male County Committee REP	
Peggy McCaffrey	1	Lawnside Male County Committee REP		Accepted As Is	0
Rejected	2	Accepted As Is	0		
Incorrect Spelling	0	Resolved	1	Resolved	0
Not Qualified/Declared	2	Jenny Zheng	1	Clifford Matukonis	0
Other	0	Rejected	0	Rejected	0
		Incorrect Spelling	0	Incorrect Spelling	0
Hi-Nella Male County Committee REP		Not Qualified/Declared	0	Not Qualified/Declared	0
Accepted As Is	0	Other	0	Other	0
Rejected	0	Lawnside Female County Committee REP		Magnolia Female County Committee REP	
Incorrect Spelling	0	Accepted As Is	0	Accepted As Is	0
Not Qualified/Declared	0				
Other	0	Resolved	1	Resolved	3
		Jenny Zheng	1	Grace J Richmond	1
Hi-Nella Female County Committee REP		Rejected	0	Karen Sorbello	2
Accepted As Is	0	Incorrect Spelling	0	Rejected	0
		Not Qualified/Declared	0	Incorrect Spelling	0
		Other	0	Not Qualified/Declared	0
				Other	0
Rejected	0				
Incorrect Spelling	0	Lindenwold Male County Committee REP		Merchantville Male County Committee REP	
Not Qualified/Declared	0				

2020 Primary Write In Votes

Accepted As Is	0	Resolved	1	Travis Fowler	1
		Maureen Leary	1	William Skorko	1
Resolved	2	Rejected	0	Rejected	15
clifford Matukonis	1	Incorrect Spelling	0	Incorrect Spelling	0
Ronald Smith	1	Not Qualified/Declared	0	Not Qualified/Declared	3
Rejected	0	Other	0	Other	12
Incorrect Spelling	0				
Not Qualified/Declared	0				
Other	0				
		Oaklyn Male County Committee REP		Pine Hill Male County Committee REP	
		Accepted As Is	0	Accepted As Is	0
Merchantville Female County Committee REP		Resolved	1	Resolved	1
Accepted As Is	0	Richard Leary	1	Ronald Tomassell	1
		Rejected	0	Rejected	0
Resolved	2	Incorrect Spelling	0	Incorrect Spelling	0
Maureen McLoon	1	Not Qualified/Declared	0	Not Qualified/Declared	0
Pamela Matukonis	1	Other	0	Other	0
Rejected	0				
Incorrect Spelling	0				
Not Qualified/Declared	0				
Other	0				
		Pennsauken Female County Committee REP		Pine Hill Female County Committee REP	
		Accepted As Is	0	Accepted As Is	0
		Resolved	10		
Mt Ephraim Male County Committee REP		Bertram A Doom	0	Rejected	0
Accepted As Is	0	Catherine Hutton	1	Incorrect Spelling	0
		Gina Foster	1	Not Qualified/Declared	0
Resolved	1	HELEN D DOONE	2	Other	0
Rodman William	1	Karen Barns	1		
Rejected	0	Kathryn Osowiecki	1		
Incorrect Spelling	0	Leah E. Halloran	1	Pine Valley Female County Committee REP	
Not Qualified/Declared	0	Leah Halloran	1	Accepted As Is	0
Other	0	Rachael J. Gordon	1		
		Sharon McConnell	1		
		Rejected	14	Rejected	0
Mt Ephraim Female County Committee REP		Incorrect Spelling	0	Incorrect Spelling	0
Accepted As Is	0	Not Qualified/Declared	3	Not Qualified/Declared	0
		Other	11	Other	0
Rejected	0				
Incorrect Spelling	0	Pennsauken Male County Committee REP		Pine Valley Male County Committee REP	
Not Qualified/Declared	0	Accepted As Is	0	Accepted As Is	0
Other	0				
		Resolved	7		
		Bertram A Doom	2	Rejected	0
Oaklyn Female County Committee REP		Jake Rossi	1	Incorrect Spelling	0
Accepted As Is	0	Karl McConnell	1	Not Qualified/Declared	0
		Keith A. Layton	1	Other	0

2020 Primary Write In Votes

		Incorrect Spelling	0		Voorhees Male County Committee REP		
		Not Qualified/Declared	0		Accepted As Is		0
Runnemede Male County Committee REP		Other	0				
Accepted As Is	0				Resolved		11
Resolved	6	Stratford Male County Committee REP			Andrew Kumar		1
Eric Mazzaralli	1	Accepted As Is	0		E. B DiDonato		1
Francesco Gunta	1				E. R. Walsh		1
Jack Shaw	2	Resolved	2		H. Y Kuhl		1
Michael Fox	2	Paul McGovern	2		J Pennacchio		1
Rejected	0	Rejected	2		James Mackle		1
Incorrect Spelling	0	Incorrect Spelling	0		Jason Wiess		1
Not Qualified/Declared	0	Not Qualified/Declared	2		Mike Friedman		2
Other	0	Other	0		Taylor Shiroff		1
					Vincent Melara		1
					Rejected		0
Runnemede Female County Committee REP		Stratford Female County Committee REP			Incorrect Spelling		0
Accepted As Is	0	Accepted As Is	0		Not Qualified/Declared		0
Resolved	6	Resolved	2		Other		0
Carmella Mazzaralli	1	Dana Ralston	2		Voorhees Female County Committee REP		
Harriet J Albertson	2	Rejected	2		Accepted As Is		0
Melonie A. Shaw	2	Incorrect Spelling	0		Resolved		12
Michelle R Mazza	1	Not Qualified/Declared	2		Amy Wiess		1
Rejected	0	Other	0		Antigone Antonikokis		1
Incorrect Spelling	0				Barbara Silary		1
Not Qualified/Declared	0	Tavistock Female County Committee REP			Ellen Mackle		1
Other	0	Accepted As Is	0		Euphonia Lazarus		1
					Joanne Gilmore		1
Somerdale Male County Committee REP		Rejected	0		Kristen Corrado		1
Accepted As Is	0	Incorrect Spelling	0		Mary Behm		1
Resolved	2	Not Qualified/Declared	0		Mary Fisher		1
Gary Heck	1	Other	0		Nicolette Belperio		1
Nichols, Lewis	1				Susan L. Endely		1
Rejected	0	Tavistock Male County Committee REP			Sydney Koeruer		1
Incorrect Spelling	0	Accepted As Is	0		Rejected		0
Not Qualified/Declared	0				Incorrect Spelling		0
Other	0				Not Qualified/Declared		0
		Rejected	0		Other		0
Somerdale Female County Committee REP		Incorrect Spelling	0		Waterford Male County Committee REP		
Accepted As Is	0	Not Qualified/Declared	0		Accepted As Is		0
Rejected	0	Other	0		Resolved		2
					Christopher J. Christie		0

2020 Primary Write In Votes

Darnell Belcher Jr.	1	Ian Yeager	1	THERESA WINEGAR	1
Joel Thompson	1	Jeff Fortune	1	Rejected	8
Keith Walker	0	John Guthrie	2	Incorrect Spelling	0
Rejected	0	John V. Azzariti	1	Not Qualified/Declared	0
Incorrect Spelling	0	Joseph Duble	1	Other	8
Not Qualified/Declared	0	Joseph Pennecchio	1		
Other	0	Joseph Vanderslice	1		
		Keith Walker	1	Woodlynne Male County Committee REP	
		Kevin Caldwell	1	Accepted As Is	0
Waterford Female County Committee REP		Matthew Zastocki	1		
Accepted As Is	0	Michael Pennock	1	Resolved	4
		MICHAEL TESTA	3	Anthony Delmar	1
Resolved	15	Richard J. Thorne	1	Chris Johnson	1
Catherine Bullock	1	Stavros G. Christoudias	1	Edward S. Walsh	1
Christopher Columbus	1	Stephen Bottigieri	1	Erick Ford	1
Cynthia Balles	1	SUSAN ENDERLY	1	Rejected	0
Dorene Szeker	1	Thomas Myers	1	Incorrect Spelling	0
Janie A. Eager	1	Thomas R Meyers Jr	1	Not Qualified/Declared	0
Janine Eager	1	Rejected	11	Other	0
Michele Kennedy	1	Incorrect Spelling	0		
Rionna Ferguson	2	Not Qualified/Declared	0		
Rita Barbarano	2	Other	11	Woodlynne Female County Committee REP	
Stephanie Belcher	2			Accepted As Is	0
Taylor Bott	1				
Taylor C. Bott	1	Winslow Female County Committee At Large REP		Resolved	3
Rejected	0	Accepted As Is	0	Erick Ford	1
Incorrect Spelling	0			Naomi Lubkin	1
Not Qualified/Declared	0	Resolved	24	Rosemary Simpkins	1
Other	0	Amanda Zastocki	1	Rejected	0
		Amber Guthrie	2	Incorrect Spelling	0
		Aura Dunn	1	Not Qualified/Declared	0
Winslow Male County Committee At Large REP		Colleen Pennock	1	Other	0
Accepted As Is	0	Dorothy Burger	1		
		Helen Hart-Magobet	1		
Resolved	34	JANICE FIELDS	2		
Aaron G Smith	1	JOANNE GILMORE	2		
Albert Bazzel	1	Katie Gibbs	1		
Alexander C. Madkocitz	1	KRISTEN CORRADO	2		
Alexander Swan	1	Maria Meyers	1		
Brandon Ryall-ortio	1	Maria Myers	1		
Brody Meyers	1	Mary Behm	1		
Brody Myers	1	Naomi Lubkin	1		
Christopher J. Christie	1	Robin Bazzel	1		
ED WALSH	2	Rosemary Becchi	1		
Eric G. Fooler	1	Susan L. Enderly	1		
Harry Mumma	1	Theresa A. Winegar	1		
HENRY KUHL	1	Theresa Smith	1		

EXECUTIVE ORDER NO. 120

WHEREAS, in light of the dangers posed by COVID-19, I issued Executive Order No. 103 (2020) on March 9, 2020, the facts and circumstances of which are adopted by reference herein, which declared both a Public Health Emergency and State of Emergency; and

WHEREAS, to further protect the health, safety, and welfare of New Jersey residents by, among other things, reducing the rate of community spread of COVID-19, I issued Executive Order No. 104 (2020) on March 16, 2020, the facts and circumstances of which are also adopted by reference herein, which established statewide social mitigation strategies for combatting COVID-19; and

WHEREAS, on March 21, 2020, I issued Executive Order No. 107 (2020), superseding Executive Order No. 104 (2020) and requiring New Jersey residents to remain home or at their place of residence subject to limited exceptions, cancelling social gatherings, and limiting all restaurants and other dining establishments to offering only food delivery and/or take-out services; and

WHEREAS, on April 7, 2020, I issued Executive Order No. 119 (2020), which declared that the Public Health Emergency declared in Executive Order No. 103 (2020) continues to exist; and

WHEREAS, as of April 7, 2020, according to the World Health Organization, there were more than 1,279,000 confirmed cases of COVID-19 worldwide, with over 72,000 of those cases having resulted in death; and

WHEREAS, as of April 7, 2020, according to the Centers for Disease Control, there were more than 374,000 confirmed cases of COVID-19 in the United States, with over 12,000 of those cases having resulted in death; and

WHEREAS, as of April 7, 2020, there were over 44,400 positive cases of COVID-19 in New Jersey, with at least 1,232 of those cases having resulted in death; and

WHEREAS, on March 19, 2020, I issued Executive Order No. 105 (2020), which declared that certain elections set to take place in March and April were postponed until May 12, 2020, because allowing those elections to proceed as they were originally planned during this unprecedented COVID-19 health crisis would create hardships and health risks for voters, poll workers and candidates alike; and

WHEREAS, pursuant to Executive Order No. 105 (2020), there will be no polling places in the elections now scheduled for May 12, 2020, and all registered voters will instead be receiving vote-by-mail ballots; and

WHEREAS, pursuant to N.J.S.A. 19:2-1 and N.J.S.A. 19:23-40, the primary elections for the November general election are scheduled to be held on June 2, 2020, the Tuesday after the first Monday in June; and

WHEREAS, pursuant to N.J.S.A. 19:2-1, the primary elections for delegates and alternates to the national conventions of political parties are scheduled to be held on June 2, 2020, the Tuesday after the first Monday in June; and

WHEREAS, preparations for the June primary elections begin in earnest in April with, among other steps, the submission of the certified list of suggested polling places pursuant to N.J.S.A. 19:8-2 and the mailing of vote-by-mail ballots for the June primary elections pursuant to N.J.S.A. 19:63-9; and

WHEREAS, public health officials have predicted that the peak of COVID-19 cases in New Jersey will occur in April; and

WHEREAS, preparing for the June primary elections during the potential height of the COVID-19 emergency will negatively impact election officials' preparation efforts; and

WHEREAS, the COVID-19 emergency and its impact are likely to extend for an as-yet-undetermined period of time beyond the estimated peak; and

WHEREAS, the uncertain timeline of the COVID-19 emergency makes it difficult for election officials and voters to properly plan and prepare for and fully participate in the June primary elections; and

WHEREAS, in recognition of the severity of and uncertainty surrounding the COVID-19 emergency, the Democratic National Convention has been postponed from July 13-16, 2020, to August 17-20, 2020 - close in time to the Republican National Convention, which is scheduled for August 24-27, 2020; and

WHEREAS, both national party conventions are now being held in August, which mitigates the need for the presidential primary elections and the primary elections for delegates and alternates to the national conventions to be held in June; and

WHEREAS, the June primary elections for the United States Senate, the United States House of the Representatives, and the 25th Legislative District of the New Jersey Legislature, as well as upcoming county and municipal primary elections and county committee elections, are not tied to national or state party conventions, providing flexibility on when they can occur; and

WHEREAS, the June primary elections do not implicate budget deadlines, employment decisions, or forms of government like certain elections that were changed to exclusively vote-by-mail in Executive Order No. 105 (2020), and therefore can be postponed without impacting federal, state, or local government functions; and

WHEREAS, States generally have discretion to dictate the time, manner, and place of elections in the absence of controlling federal law; and

WHEREAS, allowing the June primary elections to proceed as they were originally planned during this unprecedented COVID-19 health crisis will create hardships and health risks for voters, poll workers, and candidates alike; and

WHEREAS, election officials require flexibility and sufficient lead time to adapt the State's voting infrastructure to confront the magnitude of the public health and safety risks of the COVID-19 pandemic; and

WHEREAS, social distancing measures are required for a period of as-yet-undetermined duration, and the COVID-19 outbreak may have significant effects on New Jersey's voting systems as long as social distancing measures are in place and for some time thereafter; and

WHEREAS, the full participation of voters and candidates is critical to a robust democracy; and

WHEREAS, failing to take proactive actions to mitigate the adverse impacts of the current health crisis on the upcoming primary and other scheduled elections carries the risk of disenfranchising countless citizens; and

WHEREAS, expecting voters to report to public polling locations to vote in June in the midst of the COVID-19 crisis will hinder public participation in the democratic process, particularly among elderly and immune-compromised voters, and undermine the legislative intent of provisions like N.J.S.A. 19:8-2 and 19:8-3.1, which are designed to ensure that such voters can exercise their right to vote; and

WHEREAS, postponing the June primary elections will give New Jersey election officials enough time to take the necessary steps to address the negative impacts of the present health crisis on the upcoming primary elections, allowing voters to exercise their constitutional franchise without jeopardizing their health

and safety, and increase the likelihood that the elections will include in-person voting; and

WHEREAS, in lieu of a primary election, Independent candidates must submit petitions for direct nomination for the November general election, N.J.S.A. 19:13-3 through -9; and

WHEREAS, pursuant to N.J.S.A. 19:13-9, petitions for direct nomination for the November general election are due by 4:00 p.m. on the day of the primary election for the general election, which currently is June 2, 2020; and

WHEREAS, to ensure that Independent candidates are not disadvantaged relative to political party candidates, postponing the June primary elections should also result in the postponement of the deadline for petitions for direct nomination for the general election; and

WHEREAS, to limit unnecessary person-to-person contact during the COVID-19 emergency, Executive Order No. 105 (2020) also required the electronic collection and submission of political party candidate and delegate petitions through an online form created by the Secretary of State; and

WHEREAS, allowing Independent candidates to submit their petitions electronically, in addition to hand delivery, will help limit unnecessary person-to-person contact; and

WHEREAS, allowing voters to fill out and submit petitions electronically, so that candidates and campaigns need not physically gather petitions by going to individual voters in person, will help limit unnecessary person-to-person contact; and

WHEREAS, New Jersey citizens are presently faced with the choice of exercising their constitutional franchise, or endangering their health and safety; and

WHEREAS, the Constitution and statutes of the State of New Jersey, particularly the provisions of N.J.S.A. 26:13-1 et seq., N.J.S.A. App. A: 9-33 et seq., N.J.S.A. 38A:3-6.1, and N.J.S.A. 38A:2-4 and all amendments and supplements thereto, confer upon the Governor of the State of New Jersey certain emergency powers, which I have invoked;

NOW, THEREFORE, I, PHILIP D. MURPHY, Governor of the State of New Jersey, by virtue of the authority vested in me by the Constitution and by the Statutes of this State, do hereby ORDER and DIRECT:

1. The federal and State primary elections scheduled for June 2, 2020, shall be postponed and rescheduled for Tuesday, July 7, 2020.

2. Any other election scheduled for a date on or between May 13, 2020, and July 7, 2020, shall be postponed and rescheduled for Tuesday, July 7, 2020.

3. With the primary elections being postponed and rescheduled for July 7, 2020, all deadlines for meeting statutory requirements for a primary election shall be calculated using the July 7, 2020 primary election date, except for any deadlines that occur prior to April 11, 2020 when calculated using the June 2, 2020 date, including but not limited to the filing deadline for candidate petitions for the primary election. Notwithstanding the preceding sentence, the party affiliation deadline under N.J.S.A. 19:23-45 shall be calculated based on the July 7, 2020 primary election date.

4. Petitions for direct nomination for the general election filed under N.J.S.A. 19:13-3 through -9 shall be due by 4:00 p.m. on July 7, 2020.

5. The electronic signature and submission requirements that are set forth in Paragraphs 1, 2, 3, 4, and 5 of Executive Order No. 105 (2020) shall be extended to the petitions for direct nomination for the general election filed under N.J.S.A. 19:13-3 through -9 that are due by 4:00 p.m. on July 7, 2020.

6. This Order shall take effect immediately.

GIVEN, under my hand and seal this
8th day of April,
Two Thousand and Twenty, and of
the Independence of the United
States, the Two Hundred and
Forty-Fourth.

[seal]

/s/ Philip D. Murphy

Governor

Attest:

/s/ Matthew J. Platkin

Chief Counsel to the Governor

EXECUTIVE ORDER NO. 144

WHEREAS, in light of the dangers posed by COVID-19, I issued Executive Order No. 103 (2020) on March 9, 2020, the facts and circumstances of which are adopted by reference herein, which declared both a Public Health Emergency and State of Emergency; and

WHEREAS, to further protect the health, safety, and welfare of New Jersey residents by, among other things, reducing the rate of community spread of COVID-19, I issued Executive Order No. 104 (2020) on March 16, 2020, the facts and circumstances of which are also adopted by reference herein, which established statewide social mitigation strategies for combatting COVID-19; and

WHEREAS, on March 21, 2020, I issued Executive Order No. 107 (2020), superseding Executive Order No. 104 (2020) and requiring New Jersey residents to remain home or at their place of residence subject to limited exceptions, cancelling social gatherings, and limiting all restaurants and other dining establishments to offering only food delivery and/or take-out services; and

WHEREAS, on April 7, 2020, I issued Executive Order No. 119 (2020), which declared that the Public Health Emergency declared in Executive Order No. 103 (2020) continues to exist; and

WHEREAS, on May 6, 2020, I issued Executive Order No. 138 (2020), which again declared that the Public Health Emergency declared in Executive Order No. 103 (2020) continues to exist; and

WHEREAS, as of May 14, 2020, according to the Centers for Disease Control and Prevention ("CDC"), there were more than 4,248,000 confirmed cases of COVID-19 worldwide, with over 292,000 of those cases having resulted in death; and

WHEREAS, as of May 14, 2020, there were more than 1,384,000 confirmed cases of COVID-19 in the United States, with over 83,000 of those cases having resulted in death; and

WHEREAS, as of May 14, 2020, there were over 142,000 positive cases of COVID-19 in New Jersey, with at least 9,946 of those cases having resulted in death; and

WHEREAS, on March 19, 2020, I issued Executive Order No. 105 (2020), which declared that certain elections set to take place in March and April were postponed until May 12, 2020 and that all registered voters would receive vote-by-mail ballots because allowing those elections to proceed as they were originally planned during this unprecedented COVID-19 health crisis would have created hardships and health risks for voters, poll workers and candidates alike; and

WHEREAS, pursuant to Executive Order No. 120 (2020), the primary elections set to take place on June 2, 2020, were postponed until July 7, 2020 ("July primary elections"), because preparing for elections to take place in June during the potential height of the COVID-19 emergency would have negatively impacted election officials' preparation efforts; and

WHEREAS, the COVID-19 emergency and its impact are likely to extend for an as-yet-undetermined period of time; and

WHEREAS, the COVID-19 emergency makes it difficult for election officials, candidates, and voters to properly plan and prepare for and fully participate in the July primary elections if they were to proceed as they would under normal circumstances; and

WHEREAS, States generally have discretion to dictate the time, manner, and place of elections in the absence of controlling federal law; and

WHEREAS, allowing the July primary elections to proceed as they would under normal circumstances during this unprecedented COVID-19 health crisis will create hardships and health risks for voters, poll workers and candidates alike; and

WHEREAS, election officials require flexibility and sufficient lead time to adapt the State's voting infrastructure to confront the magnitude of the public health and safety risks of the COVID-19 pandemic; and

WHEREAS, the full participation of voters and candidates is critical to a robust democracy; and

WHEREAS, as of May 1, 2020, there are over 6.1 million registered voters in New Jersey - over 2.4 million are Unaffiliated voters, over 2.3 million are registered Democrats, and over 1.3 million are registered Republicans; and

WHEREAS, failing to take proactive actions to mitigate the adverse impacts of the current health crisis on the upcoming primary carries the risk of disenfranchising countless citizens; and

WHEREAS, social distancing measures are required for a period of as-yet-undetermined duration, and the COVID-19 outbreak may have significant effects on New Jersey's voting systems as long as social distancing measures are in place and for some time thereafter; and

WHEREAS, failing to offer voters a ready alternative to reporting to public polling places to vote in July in the midst of the COVID-19 crisis will hinder public participation in the democratic process, particularly among elderly and immune-compromised voters, and undermine the legislative intent of provisions like N.J.S.A. 19:8-2 and 19:8-3.1, which are designed to ensure that such voters can exercise their right to vote; and

WHEREAS, voting by mail is already an authorized mode of voting in New Jersey pursuant to Title 19, subtitles 62 and 63; and

WHEREAS, at least 34 states and the District of Columbia already allow voters to cast their ballot via mail and five states run entirely vote-by-mail elections; and

WHEREAS, in-person voting has declined over the years, while the total number of voters who voted by mail has steadily increased; and

WHEREAS, voting-by-mail may have a disproportionate impact on historically disenfranchised voters such as disabled voters, low-income voters, voters with unstable housing, limited-English-speaking voters, and voters of color; and

WHEREAS, election officials can address this potential inequity by providing historically disenfranchised voters with an alternative to voting by mail; and

WHEREAS, pursuant N.J.S.A. 19:63-20(b), an individual who receives a vote-by-mail ballot but has not voted and returned that ballot, may show up to their polling place and vote a provisional ballot; and

WHEREAS, opening a limited number of public polling places that meet public health standards to mitigate the spread of COVID-19 will support historically disenfranchised citizens' ability to vote; and

WHEREAS, New Jersey citizens are presently faced with the choice of exercising their constitutional franchise, or endangering their health and safety; and

WHEREAS, the Constitution and statutes of the State of New Jersey, particularly the provisions of N.J.S.A. 26:13-1 et seq., N.J.S.A. App. A: 9-33 et seq., N.J.S.A. 38A:3-6.1, and N.J.S.A.

38A:2-4 and all amendments and supplements thereto, confer upon the Governor of the State of New Jersey certain emergency powers, which I have invoked;

NOW, THEREFORE, I, PHILIP D. MURPHY, Governor of the State of New Jersey, by virtue of the authority vested in me by the Constitution and by the Statutes of this State, do hereby ORDER and DIRECT:

1. All elections that take place on July 7, 2020, shall be conducted primarily via vote-by-mail ballots, which will automatically be sent to all "Active" registered Democratic and Republican voters without the need for an application to receive a vote-by-mail ballot. The County Clerk shall send vote-by-mail applications to "Active" voters who are registered as "Unaffiliated," and to all "Inactive" registered Democrats, Republicans, and "Unaffiliated" voters.

2. To provide "Unaffiliated" voters, "Inactive" registered Democrats, and "Inactive" registered Republicans every opportunity to return a vote-by-mail application and receive a vote-by-mail ballot for the July 7, 2020 Primary Election, the deadline for returning a vote-by-mail application in person in N.J.S.A. 19:63-3(d) shall be suspended.

3. All vote-by-mail return envelopes and vote-by-mail applications shall have prepaid postage in order to guarantee the proper delivery of all cast vote-by-mail ballots and completed applications.

4. The Secretary of State shall prepare a vote-by-mail application form specific to the July 7, 2020 Primary Election to address issues created by sending applications and vote-by-mail ballots in accordance with this Order.

5. The requirements of N.J.S.A. 19:23-30 that sample ballots be sent shall be suspended. In lieu of sending a sample ballot, the appropriate county official, as identified in N.J.S.A. 19:23-30, shall send notice of the voter's polling place, information on where to obtain a sample ballot prior to the election, a statement indicating that a sample ballot will be available at the polling place on the day of the election, and, if applicable, information on a county website where a sample ballot may be viewed.

6. To the extent possible, each county shall procure at least 5 secure ballot drop boxes and place them in locations that are readily accessible to the registered voters within the county. The security of the ballot drop boxes and schedule of ballot pickup shall conform with standards set forth by the Secretary of State.

7. Each county shall open a minimum of at least 1 polling place in each municipality. Provided that sufficient poll workers are available, each county shall open a minimum of 50 percent of its polling places, and may open more than the minimum number of polling places. To the best of their ability, the County Boards of Elections shall select polling places based on geographic location and population density to best serve the voters of each municipality. County Boards of Elections must ensure that polling places and poll workers implement, at a minimum, the following requirements:

- a. Limit occupancy within a polling place to a number that permits voters to maintain a distance of six feet between each other and poll workers at any time;

7

- b. Ensure six feet of distance between voters and ensure six feet of distance between voters and poll workers through the demarcation of six feet of spacing in voter lines and poll worker stations to demonstrate appropriate spacing for social distancing;
- c. Require infection control practices, such as regular hand washing, coughing and sneezing etiquette, and proper tissue usage and disposal;
- d. Provide poll workers break time for repeated handwashing throughout their shifts;
- e. Require frequent sanitization of high-touch areas in polling places consistent with CDC guidelines as of the date of the election;
- f. Place conspicuous signage at entrances and throughout the polling place alerting poll workers and voters to the required six feet of physical distance;
- g. Provide sanitization materials, such as hand sanitizer and sanitizing wipes, to poll workers, voters, and those accompanying voters;
- h. Require poll workers to adhere to CDC guidelines as of the date of the election regarding face coverings while in the polling place, except where doing so would inhibit that individual's health, and require poll workers to wear gloves when in contact with voters and those accompanying voters. County boards of elections must provide any required face coverings and gloves for poll workers, without charge to the poll workers. If a

poll worker refuses to wear a required cloth face covering for non-medical reasons, then a county board of elections may decline entry to the individual. Nothing in the stated policy should prevent poll workers from wearing a surgical-grade mask or other more protective face covering if the individual is already in possession of such equipment. Where a poll worker declines to wear a required face covering at a polling place due to a medical condition that inhibits such usage, they shall not be required to produce medical documentation verifying the stated condition; and

- i. Strongly encourage voters and those accompanying voters to adhere to any CDC guidelines as of the date of the election regarding face coverings while inside polling places except where doing so would inhibit that individual's health. County boards of elections may provide such face coverings for voters and those accompanying voters, without charge to them. If a voter or person accompanying a voter refuses to comply with the CDC guidelines, a poll worker shall not deny entry to the voter or person. Nothing in the stated policy should prevent voters from wearing a surgical-grade mask or other more protective face covering if the individual is already in possession of such equipment.

8. In accordance with Executive Order No. 120 (2020), the deadline to certify a list of polling places for the July 7, 2020 Primary Election is June 15, 2020. That certification need only

include those polling places to be used in the July 7, 2020 Primary Election. The deadline for certification of polling places for the remainder of the year, pursuant to N.J.S.A. 19:8-4, is hereby extended to September 15, 2020.

9. The Secretary of State may modify the requirements of N.J.S.A. 19:31-21 concerning the use of poll books and the information contained therein as necessary to address the procedure by which the July 7, 2020 Primary Election will be conducted under this Order, and the needs resulting therefrom.

10. Any voter who appears at a polling place on the day of the July primary shall vote via a provisional ballot, except that a voter with disabilities may vote on an ADA-accessible voting machine.

11. Voted mail-in ballots may not be returned to a polling place established pursuant to paragraph 5 of this Order.

12. The time restrictions of N.J.S.A. 19:63-9 shall be suspended, and vote-by-mail ballots shall be mailed in compliance with a schedule to be prepared by the Secretary of State in a manner to ensure the timely receipt and return of ballots for counting in the July 7, 2020 elections.

13. Vote-by-mail ballots shall be processed and canvassed in accordance with guidelines provided by the Centers for Disease Control and Prevention, the State Department of Health, and the respective county departments of health.

14. To account for the increase in vote-by-mail ballots and to ensure that registered voters' efforts to vote are not impacted by delays in the postal service, the ballot-return deadline in N.J.S.A. 19:63-22 shall be suspended. Every vote-by-mail ballot that is postmarked on or before July 7, 2020, and that is received

by July 14, 2020, at 8:00 p.m. shall be considered valid and shall be canvassed.

15. To account for the increase in vote-by-mail ballots and to provide the county Boards of Elections sufficient time to canvass the returned ballots, N.J.S.A. 19:63-18 is hereby suspended. The county Boards of Elections may continue the counting of ballots beyond the close of polls on July 7, 2020, and adjourn counting to the following day, and any day thereafter, within the limits of this Order, until the counting is completed.

16. To allow for greater flexibility in obtaining poll workers, the county-resident requirement for poll workers set forth in N.J.S.A. 19:6-2 is hereby suspended.

17. Due to the limited number of polling places that will be open for July 7, 2020 Primary Election, the 1,000 foot limitation on the location of polling places set forth in N.J.S.A. 19:8-2 shall be suspended.

18. Due to the suspension of N.J.S.A. 19:63-22 and N.J.S.A. 19:63-18, the deadlines in the following statutes are all hereby extended by five (5) days: the impoundment period for voting machines in N.J.S.A. 19:52-6; the filing of selection of column and designation, pursuant to N.J.S.A. 19:14-9; the certification of the election results in N.J.S.A. 19:23-54; the filing of an election contest petition, pursuant to N.J.S.A. 19:29-3; the certification of results, pursuant to N.J.S.A. 19:23-55; the filing of a recount petition, pursuant to N.J.S.A. 19:28-1; the application for voting machine recheck, pursuant to N.J.S.A. 19:52-6; and the time to prepare reports pursuant to N.J.S.A. 19:53B-21 and 19:53C-21.

19. The Secretary of State shall establish other appropriate standards for ensuring that all eligible voters, including but not limited to those voters with disabilities, are able to exercise their right to vote in the July 7, 2020 elections.

20. The Secretary of State and county election officials, as appropriate, shall coordinate with the United States Postal Service to facilitate proper delivery of ballots by the United States Postal Service.

21. The Secretary of State and county election officials, as appropriate, shall act to facilitate the public's understanding of the rules governing the July 7, 2020 elections.

22. The Secretary of State shall establish a hotline number for reports of violations of the election laws and this Order in connection with the July 7, 2020 elections.

23. Any actions taken by the Secretary of State pursuant to this Order shall not be subject to the requirements of the Administrative Procedure Act, N.J.S.A. 52:14B-1 et seq.

24. This Order shall take effect immediately.

GIVEN, under my hand and seal this
15th day of May,
Two Thousand and Twenty, and of
the Independence of the United
States, the Two Hundred and
Forty-Fourth.

[seal]

/s/ Philip D. Murphy
Governor

Attest:

/s/ Matthew J. Platkin
Chief Counsel to the Governor

**TRUE COPY
SUPERIOR COURT OF NEW JERSEY**

GURBIR S. GREWAL
Attorney General of New Jersey
Attorney for Petitioner,
Camden County Board of Elections
R.J. Hughes Justice Complex
25 Market Street
P.O. Box 112
Trenton, New Jersey 08625

By: Steven M. Gleeson
Deputy Attorney General
(609) 376-2955
Steven.Gleeson@law.njoag.gov
Attorney ID No. 087092013

L-2501-20

SUPERIOR COURT OF NEW JERSEY
LAW DIVISION-CAMDEN COUNTY

Civil Action

IMO: JULY 7, 2020
PRIMARY ELECTION

) ORDER TO SHOW CAUSE AND FINAL
) ORDER GRANTING EXTENSION FOR
) COMPLETION OF COUNTING OF
) BALLOTS AND CERTIFICATION OF
) JULY 7, 2020 PRIMARY ELECTION
) RESULTS

This matter having been opened to the court by Gurbir S. Grewal, Attorney General of New Jersey (by Steven M. Gleeson, Deputy Attorney General), attorney for the Camden County Board of Elections, and notice of this application having been provided to the Camden County Clerk and the court having read the Verified Complaint with the affidavit filed in support thereof by Kimberly Campisi and it appearing that as a result of the unprecedented number of mail-in ballots and provisional ballots received by the County Board of Elections in the July 7, 2020 Primary Election,

that the canvas and counting of all accepted ballots cannot be completed by the July 24, 2020 deadline for the county clerk to certify the results of the Primary Election, as required by N.J.S.A. 19:23-55 and the extension provided in Executive Order 144, ¶18 (2020), and additional time being required for the Board of Elections to complete the canvas and counting of all accepted ballots in order to provide the results to the county clerk for certification of the results of the July 7, 2020 Primary Election; and for good cause shown for entry of this Order,

IT IS on this 23rd day of July, 2020,

ORDERED that the County Board of Elections is granted an extension until no later than July 31, 2020, for the completion of the counting of all accepted mail-in and provisional ballots; and

IT IS FURTHER ORDERED that the Board shall continue the counting of all accepted ballots as is necessary until the counting is completed; and

IT IS FURTHER ORDERED that immediately upon the completion of the counting of all accepted ballots, the Board of Elections shall provide the results of the ballot count to the County Clerk for certification of the July 7, 2020 Primary Election results; and

IT IS FURTHER ORDERED that the county clerk is hereby granted an extension of the July 24, 2020 deadline for certification of the July 7, 2020 Primary Election results until July 31, 2020.

~~Deborah Silverman Katz~~
Hon. **Deborah Silverman Katz, A.J.C.**

DEMOCRATIC PARTY

CHOICE FOR PRESIDENT

State of New Jersey County Clerk Statement Primary Election - July 7, 2020

Statement of the results of a primary election held in the several districts and wards of the several cities, townships, and boroughs, in the County of Camden, to express a choice for President of the United States.


Figures

The total number of Democratic voters in the County is:		178,220
The total number of Democratic ballots, (including mail-in, provisional & emergency) cast in the County is:		75,626
The total number of Democratic ballots rejected in the County is:		2,172
The total number of Election Districts in the County is:		345
Choice for President	State the number of votes received (including mail-in, provisional, and emergency) written out in words and repeat in outer column in figures.	
Joseph R. Biden	Sixty-two thousand, eight hundred eight	62,808
Bernie Sanders	Nine thousand, one hundred eleven	9,111

I, John W. Schmidt, Deputy Clerk of the County of Camden, State of New Jersey, **DO HEREBY CERTIFY**, that the foregoing is a true and correct statement of the results of the Primary Election held in the several districts and wards of the several cities, townships, and boroughs, in the County of Camden, as taken from the statements filed in my office.

Date: July 31, 2020

Attest:  , Deputy Clerk



DEMOCRATIC PARTY

DEMOCRATIC DISTRICT DELEGATES & ALTERNATES

Delegate District **3**

State of New Jersey
County Clerk Statement
 Primary Election - July 7, 2020


Statement of the results of a primary election held in the several districts and wards of the several cities, townships, and boroughs, in the County of Camden, to elect Delegates to the Democratic National Convention.

Figures

The total number of Democratic voters in the Delegate District is:		94,080
The total number of Democratic ballots, (including mail-in, provisional & emergency) cast in the Delegate District is:		35,829
The total number of Democratic ballots rejected in the Delegate District is:		1,187
The total number of Election Districts in the Delegate District is:		172
Nominations for Democratic District Delegates	State the number of votes received (including mail-in, provisional, and emergency) written out in words and repeat in outer column in figures.	
Biden Delegates	Twenty-nine thousand, six hundred twenty	29,620
Sanders Delegates	Four thousand, one hundred eighty-eight	4,188
Alternate Democratic District Delegates		
N/A		

I, John W. Schmidt, Deputy Clerk of the County of Camden, State of New Jersey, **DO HEREBY CERTIFY**, that the foregoing is a true and correct statement of the results of the Primary Election held in the several districts and wards of the several cities, , townships, and boroughs, in the County of Camden, as taken from the statements filed in my office.

Date: July 31, 2020 Attest:  , Deputy Clerk



DEMOCRATIC PARTY
 Delegate District 4

DEMOCRATIC DISTRICT DELEGATES & ALTERNATES

State of New Jersey
County Clerk Statement
 Primary Election - July 7, 2020

Statement of the results of a primary election held in the several districts and wards of the several cities, townships, and boroughs, in the County of Camden, to elect Delegates to the Democratic National Convention.

Figures

The total number of Democratic voters in the Delegate District is:		75,985
The total number of Democratic ballots, (including mail-in, provisional & emergency) cast in the Delegate District is:		36,503
The total number of Democratic ballots rejected in the Delegate District is:		898
The total number of Election Districts in the Delegate District is:		153
Nominations for Democratic District Delegates	State the number of votes received (including mail-in, provisional, and emergency) written out in words and repeat in outer column in figures.	
Biden Delegates	Thirty thousand, five hundred five	30,505
Sanders Delegates	Four thousand, four hundred ninety-four	4,494
Uncommitted Delegate	One hundred fifteen	115
Alternate Democratic District Delegates		
N/A		

I, John W. Schmidt, Deputy Clerk of the County of Camden, State of New Jersey, **DO HEREBY CERTIFY**, that the foregoing is a true and correct statement of the results of the Primary Election held in the several districts and wards of the several cities, townships, and boroughs, in the County of Camden, as taken from the statements filed in my office.

Date: July 31, 2020 Attest:  Deputy Clerk



DEMOCRATIC PARTY

DEMOCRATIC DISTRICT DELEGATES & ALTERNATES

Delegate District **5**

State of New Jersey
County Clerk Statement
 Primary Election - July 7, 2020

Statement of the results of a primary election held in the several districts and wards of the several cities, townships, and boroughs, in the County of Camden, to elect Delegates to the Democratic National Convention.


Figures

The total number of Democratic voters in the Delegate District is:		8,155
The total number of Democratic ballots, (including mail-in, provisional & emergency) cast in the Delegate District is:		3,294
The total number of Democratic ballots rejected in the Delegate District is:		87
The total number of Election Districts in the Delegate District is:		20
Nominations for Democratic District Delegates	State the number of votes received (including mail-in, provisional, and emergency) written out in words and repeat in outer column in figures.	
Biden Delegates	Two thousand, six hundred eighty-three	2,683
Sanders Delegates	Four hundred twenty-nine	429
Uncommitted Delegate	Thirteen	13
Alternate Democratic District Delegates		
N/A		

I, John W. Schmidt, Deputy Clerk of the County of Camden, State of New Jersey, **DO HEREBY CERTIFY**, that the foregoing is a true and correct statement of the results of the Primary Election held in the several districts and wards of the several cities, , townships, and boroughs, in the County of Camden, as taken from the statements filed in my office.

Date: July 31, 2020

Attest: _____, Deputy Clerk

DEMOCRATIC PARTY

UNITED STATES SENATE

State of New Jersey
County Clerk Statement
 Primary Election - July 7, 2020

Statement of the results of a primary election held in the several districts and wards of the several cities, townships, and boroughs, in the County of Camden, to nominate a candidate for the Office of Member of the United States Senate.

Figures

The total number of Democratic voters in the County is:		178,220
The total number of Democratic ballots, (including mail-in, provisional & emergency) cast in the County is:		75,626
The total number of Democratic ballots rejected in the County is:		1,644
The total number of Election Districts in the County is:		345
Nominations for the Office of Member of the United States Senate	State the number of votes received (including mail-in, provisional, and emergency) written out in words and repeat in outer column in figures.	
Lawrence Hamm	Seven thousand, one hundred sixteen	7,116
Cory Booker	Sixty-five thousand, five hundred eighty-nine	65,589

I, John W. Schmidt, Deputy Clerk of the County of Camden, State of New Jersey, **DO HEREBY CERTIFY**, that the foregoing is a true and correct statement of the results of the Primary Election held in the several districts and wards of the several cities, townships, and boroughs, in the County of Camden, as taken from the statements filed in my office.

Date: July 31, 2020

Attest: _____, Deputy Clerk



DEMOCRATIC PARTY
Congressional District **1**

U.S. HOUSE OF REPRESENTATIVES

State of New Jersey
County Clerk Statement
Primary Election - July 7, 2020


Statement of the results of a primary election held in the several districts and wards of the several cities, townships, and boroughs, in the County of Camden, to represent the State of New Jersey in the 117th Congress of the United States.



Figures

The total number of Democratic voters in the Congressional District is:		175,435
The total number of Democratic ballots, (including mail-in, provisional & emergency) cast in the Congressional District is:		74,536
The total number of Democratic ballots rejected in the Congressional District is:		2,151
The total number of Election Districts in the Congressional District is:		337
Nominations for the Office of Member of the House of Representatives	State the number of votes received (including mail-in, provisional, and emergency) written out in words and repeat in outer column in figures.	
Donald W. Norcross	Sixty-six thousand, four hundred ninety-seven	66,497

I, John W. Schmidt, Deputy Clerk of the County of Camden, State of New Jersey, **DO HEREBY CERTIFY**, that the foregoing is a true and correct statement of the results of the Primary Election held in the several districts and wards of the several cities, townships, and boroughs, in the County of Camden, as taken from the statements filed in my office.

Date: July 31, 2020 Attest:  Deputy Clerk



DEMOCRATIC PARTY Congressional District 2	U.S. HOUSE OF REPRESENTATIVES	
<p>State of New Jersey County Clerk Statement Primary Election - July 7, 2020</p>		
Statement of the results of a primary election held in the several districts and wards of the several cities, townships, and boroughs, in the County of Camden, to represent the State of New Jersey in the 117 th Congress of the United States.		
Figures		
The total number of Democratic voters in the Congressional District is:	2,785	
The total number of Democratic ballots, (including mail-in, provisional & emergency) cast in the Congressional District is:	1,090	
The total number of Democratic ballots rejected in the Congressional District is:	21	
The total number of Election Districts in the Congressional District is:	8	
Nominations for the Office of Member of the House of Representatives	State the number of votes received (including mail-in, provisional, and emergency) written out in words and repeat in outer column in figures.	
Brigid Callahan Harrison	Three hundred seventy-three	373
Amy Kennedy	Four hundred ninety-four	494
Robert D. Turkavage	Twenty-three	23
Will Cunningham	Eighty-five	85
John Francis	Thirty-two	32
I, John W. Schmidt, Deputy Clerk of the County of Camden, State of New Jersey, DO HEREBY CERTIFY , that the foregoing is a true and correct statement of the results of the Primary Election held in the several districts and wards of the several cities, townships, and boroughs, in the County of Camden, as taken from the statements filed in my office.		
Date: July 31, 2020	Attest:  _____, Deputy Clerk	
NJ Division of Elections-7/2020		

REPUBLICAN PARTY

CHOICE FOR PRESIDENT


State of New Jersey
County Clerk Statement
 Primary Election - July 7, 2020

Statement of the results of a primary election held in the several districts and wards of the several cities, townships, and boroughs, in the County of Camden, to express a choice for President of the United States.

Figures

The total number of Republican voters in the County is:		57,228
The total number of Republican ballots, (including mail-in, provisional & emergency) cast in the County is:		17,86
The total number of Republican ballots rejected in the County is:		537
The total number of Election Districts in the County is:		345
Choice for President	State the number of votes received (including mail-in, provisional, and emergency) written out in words and repeat in outer column in figures.	
Donald J. Trump	Fifteen thousand, eight hundred twenty-two	15,822

I, John W. Schmidt, Deputy Clerk of the County of Camden, State of New Jersey, **DO HEREBY CERTIFY**, that the foregoing is a true and correct statement of the results of the Primary Election held in the several districts and wards of the several cities, townships, and boroughs, in the County of Camden, as taken from the statements filed in my office.

Date: July 31, 2020 **Attest:**  **, Deputy Clerk**



REPUBLICAN PARTY

REPUBLICAN DELGATES AT LARGE & ALTERNATE DELEGATES AT LARGE

State of New Jersey
County Clerk Statement
 Primary Election - July 7, 2020


Statement of the results of a primary election held in the several districts and wards of the several cities, townships, and boroughs, in the County of Camden, to elect Delegates and Alternate Delegates to the Republican National Convention.

Figures

The total number of Republican voters in the County is:		57,228
The total number of Republican ballots, (including mail-in, provisional & emergency) cast in the County is:		17,863
The total number of Republican ballots rejected in the County is:		537
The total number of Election Districts in the County is:		345
Nominations for Republican Alternate Delegates At-Large	State the number of votes received (including mail-in, provisional, and emergency) written out in words and repeat in outer column in figures.	
Trump Delegates	Fourteen thousand, seven hundred eighteen	14,718

I, John W. Schmidt, Deputy Clerk of the County of Camden, State of New Jersey, **DO HEREBY CERTIFY**, that the foregoing is a true and correct statement of the results of the Primary Election held in the several districts and wards of the several cities, townships, and boroughs, in the County of Camden, as taken from the statements filed in my office.

Date: July 31, 2020 **Attest:** _____, **Deputy Clerk**

REPUBLICAN PARTY

REPUBLICAN DISTRICT DELEGATES & ALTERNATES

Delegate District **1**

State of New Jersey
County Clerk Statement
 Primary Election - July 7, 2020

Statement of the results of a primary election held in the several districts and wards of the several cities, townships, and boroughs, in the County of Camden, to elect Delegates to the Republican National Convention.


Figures



The total number of Republican voters in the Delegate District is:		55,250
The total number of Republican ballots, (including mail-in, provisional & emergency) cast in the Delegate District is:		17,139
The total number of Republican ballots rejected in the Delegate District is:		518
The total number of Election Districts in the Delegate District is:		337
Nominations for Republican District Delegates	State the number of votes received (including mail-in, provisional, and emergency) written out in words and repeat in outer column in figures.	
Trump Delegates	Fourteen thousand, one hundred eight	14,108
Alternate Republican District Delegates		
Trump Delegates	Fourteen thousand, one hundred eight	14,108

I, John W. Schmidt, Deputy Clerk of the County of Camden, State of New Jersey, **DO HEREBY CERTIFY**, that the foregoing is a true and correct statement of the results of the Primary Election held in the several districts and wards of the several cities, townships, and boroughs, in the County of Camden, as taken from the statements filed in my office.

Date: July 31, 2020

Attest: _____, Deputy Clerk



REPUBLICAN PARTY Delegate District 2		REPUBLICAN DISTRICT DELEGATES & ALTERNATES	
<p>State of New Jersey County Clerk Statement Primary Election - July 7, 2020</p>			
Statement of the results of a primary election held in the several districts and wards of the several cities, townships, and boroughs, in the County of Camden, to elect Delegates to the Republican National Convention.			
			Figures
The total number of Republican voters in the Delegate District is:			1,978
The total number of Republican ballots, (including mail-in, provisional & emergency) cast in the Delegate District is:			724
The total number of Republican ballots rejected in the Delegate District is:			19
The total number of Election Districts in the Delegate District is:			8
Nominations for Republican District Delegates	State the number of votes received (including mail-in, provisional, and emergency) written out in words and repeat in outer column in figures.		
Trump Delegates	Six hundred ten	610	
Alternate Republican District Delegates			
Trump Delegates	Six hundred ten	610	
<p>I, John W. Schmidt, Deputy Clerk of the County of Camden, State of New Jersey, DO HEREBY CERTIFY, that the foregoing is a true and correct statement of the results of the Primary Election held in the several districts and wards of the several cities, townships, and boroughs, in the County of Camden, as taken from the statements filed in my office.</p>			
Date: July 31, 2020		Attest:  , Deputy Clerk	
			
NJ Division of Elections-7/2020			

REPUBLICAN PARTY

UNITED STATES SENATE

State of New Jersey County Clerk Statement Primary Election - July 7, 2020

Statement of the results of a primary election held in the several districts and wards of the several cities, townships, and boroughs, in the County of Camden, to nominate a candidate for the Office of Member of the United States Senate.


Figures

The total number of Republican voters in the County is:		57,228
The total number of Republican ballots, (including mail-in, provisional & emergency) cast in the County is:		17,863
The total number of Republican ballots rejected in the County is:		537
The total number of Election Districts in the County is:		345
Nominations for the Office of Member of the United States Senate	State the number of votes received (including mail-in, provisional, and emergency) written out in words and repeat in outer column in figures.	
Natalie Lynn Rivera	One thousand, thirty-seven	1,037
Hirsh Singh	Three thousand, six hundred seventy-two	3,672
Eugene T. Anagnos	Three hundred, ninety-one	391
Rikin 'Rik' Mehta	Eight thousand, seven-hundred fifty-four	8,754
Patricia Flanagan	Two thousand, three hundred seventy	2,370

I, John W. Schmidt, Deputy Clerk of the County of Camden, State of New Jersey, **DO HEREBY CERTIFY**, that the foregoing is a true and correct statement of the results of the Primary Election held in the several districts and wards of the several cities, townships, and boroughs, in the County of Camden, as taken from the statements filed in my office.

Date: July 31, 2020

Attest: _____, Deputy Clerk

REPUBLICAN PARTY
Congressional District 1

U.S. HOUSE OF REPRESENTATIVES

State of New Jersey
County Clerk Statement
Primary Election - July 7, 2020


Statement of the results of a primary election held in the several districts and wards of the several cities, townships, and boroughs, in the County of Camden, to nominate Members for the Office of the House of Representatives, to represent the State of New Jersey in the 117th Congress of the United States.



Figures

The total number of Republican voters in the Congressional District is:		55,250
The total number of Republican ballots, (including mail-in, provisional & emergency) cast in the Congressional District is:		17,139
The total number of Republican ballots rejected in the Congressional District is:		518
The total number of Election Districts in the Congressional District is:		337
Nominations for the Office of Member of the House of Representatives	State the number of votes received (including mail-in, provisional, and emergency) written out in words and repeat in outer column in figures.	
Claire H. Gustafson	Fifteen thousand, four hundred forty-two	15,442

I, John W. Schmidt, Deputy Clerk of the County of Camden, State of New Jersey, **DO HEREBY CERTIFY**, that the foregoing is a true and correct statement of the results of the Primary Election held in the several districts and wards of the several cities, townships, and boroughs, in the County of Camden, as taken from the statements filed in my office.

Date: July 31, 2020 Attest:  Deputy Clerk



REPUBLICAN PARTY		U.S. HOUSE OF REPRESENTATIVES
Congressional District 2		
<p>State of New Jersey County Clerk Statement Primary Election - July 7, 2020</p>		
<p>Statement of the results of a primary election held in the several districts and wards of the several cities, townships, and boroughs, in the County of Camden, to nominate Members for the Office of the House of Representatives, to represent the State of New Jersey in the 117th Congress of the United States.</p>		
		Figures
The total number of Republican voters in the Congressional District is:		1,978
The total number of Republican ballots, (including mail-in, provisional & emergency) cast in the Congressional District is:		724
The total number of Republican ballots rejected in the Congressional District is:		19
The total number of Election Districts in the Congressional District is:		8
Nominations for the Office of Member of the House of Representatives	State the number of votes received (including mail-in, provisional, and emergency) written out in words and repeat in outer column in figures.	
Jeff Van Drew	Four hundred eighty-eight	488
Robert W. Patterson	Two hundred one	201
<p>I, John W. Schmidt, Deputy Clerk of the County of Camden, State of New Jersey, DO HEREBY CERTIFY, that the foregoing is a true and correct statement of the results of the Primary Election held in the several districts and wards of the several cities, townships, and boroughs, in the County of Camden, as taken from the statements filed in my office.</p>		
Date: July 31, 2020	Attest:  Deputy Clerk	
		
<p><small>NJ Division of Elections-7/2020</small></p>		

