

COUNTY OF CAMDEN

OFFICIAL
ELECTION
RESULTS

2018 General Election
November 6, 2018



Making It Better, Together.

2018 General Election
Camden County

Amendments:


Date of Amendment	Description of Amendment
11/20/2018	Included additional tallies for unsuccessful write-in candidates in the Haddon Twp Board of Education contest – Page 222.
11/27/2018	Included Federal Overseas Ballots to US Senate contest that were previously omitted from District Canvass Report – Page 31. (These ballots were previously included in the Summary Report.)
11/27/2018	Included Federal Overseas Ballots to US House of Representatives contest that were previously omitted from District Canvass Report – Page 49 and 50. (These ballots were previously included in the Summary Report.)
12/4/2018	Correction to Registration Number on Summary Report – Page 1. Original registration number provided by the Commissioner of Registration was incorrect.
12/4/2018	Corrections to Registration Numbers and Percent Turnout to District Canvass Report – Pages 13 to 220. Original registration numbers provided by the Commissioner of Registration were incorrect.


WE DO HEREBY CERTIFY that the succeeding **has been amended for the reasons described above** and is a true, full and correct statement of the results of the election herein mentioned, as the same is exhibited by the statements produced and laid before the board of county canvassers according to law, and that the same exhibits the number of the names in the signature copy registers and the registers of voters, the number of names of the voters in the poll-books of the election districts, respectively, and of the ballots rejected, the whole number of names in the signature copy registers and the registers of voters, the whole number of names of the voters in the poll-books of the several election districts, the name of each person for whom any vote or votes were cast, the number of votes cast for each person in each election district, and the whole number of votes cast for each person for each office designated, the whole number of districts in each election district and the whole number of votes cast thereupon in the several election districts as they appear by the statements so produced and laid before the said Board.

IN WITNESS WHEREOF, we have hereunto set our hands, this Fifth day of December, in the year of our Lord, Two Thousand Eighteen.


Attest:


DONNA MARIE ROBINSON TAYLOR, Chairperson
Board of County Canvassers


RICHARD AMBROSINO, Secretary
Board of County Canvassers


NOVELLA STARKS HINSON, Member
Board of County Canvassers


R. JOHN CUSTODIO, Member
Board of County Canvassers


JOSEPH RIPA, Clerk
Board of County Canvassers

CAM_20181106_E

November 6, 2018

Summary Report

Camden County

Official Results

Registration & Turnout	356,954	Voters	General Assembly 5th District UNEX (cc)	95/95	100.00%
Election Day Turnout	139,459	39.07%	Write-In	31	0.08%
Mail-In Ballot Turnout	41,536	11.64%	Total ...	39,140	100.00%
Provisional Turnout	6,559	1.84%	Sheriff	343/343	100.00%
Rejected Ballots Turnout	0	0.00%	Under Votes: 9331		
Emergency Turnout	0	0.00%	Over Votes: 35		
Total ...	187,554	52.54%	REP - Joseph ADOLF	53,976	30.29%
US Senator	343/343	100.00%	DEM - Gilbert L. 'Whip' WILSON	124,057	69.62%
Under Votes: 3497			Write-In	149	0.08%
Over Votes: 900			Total ...	178,182	100.00%
REP - Bob HUGIN	63,279	34.55%	Board of Chosen Freeholders	343/343	100.00%
DEM - Robert MENENDEZ	113,137	61.77%	Under Votes: 46296		
NON - Hank SCHROEDER	1,199	0.65%	Over Votes: 144		
NON - Natalie Lynn RIVERA	1,659	0.91%	REP - Keith CYBULSKI	54,005	10.46%
NON - Madelyn R. HOFFMAN	1,559	0.85%	REP - Vincent SQUIRE	53,548	10.37%
NON - Tricia FLANAGAN	719	0.39%	REP - Claire H. GUSTAFSON	55,638	10.78%
NON - Kevin KIMPLE	332	0.18%	DEM - Jeffrey L. NASH	119,794	23.21%
NON - Murray SABRIN	1,132	0.62%	DEM - Susan SHIN ANGULO	118,532	22.96%
Write-In	141	0.08%	DEM - William F. MOEN, JR.	114,413	22.16%
Total ...	183,157	100.00%	Write-In	274	0.05%
House of Representatives 1st District	335/335	100.00%	Total ...	516,204	100.00%
Under Votes: 4070			Audubon Park Mayor	1/1	100.00%
Over Votes: 561			Under Votes: 16		
REP - Paul E. DILKS	52,632	29.47%	Over Votes: 1		
DEM - Donald W. NORCROSS	121,634	68.11%	REP - Lawrence E. PENNOCK	322	70.15%
NON - Paul HAMLIN	1,776	0.99%	DEM - Lisa J. CAPILLI	137	29.85%
NON - Mohammad KABIR	781	0.44%	Write-In	0	0.00%
NON - Robert SHAPIRO	1,654	0.93%	Total ...	459	100.00%
Write-In	114	0.06%	Audubon Park Council	1/1	100.00%
Total ...	178,591	100.00%	Under Votes: 72		
House of Representatives 2nd District	8/8	100.00%	Over Votes: 0		
Under Votes: 137			REP - John CARPINELLI	266	30.23%
Over Votes: 6			REP - Kirsten STOKES	254	28.86%
REP - Seth GROSSMAN	2,201	52.54%	DEM - Sandra HOOK	188	21.36%
DEM - Jeff VAN DREW	1,894	45.21%	DEM - Frances A. CARTER	172	19.55%
NON - Anthony PARISI SANCHEZ	37	0.88%	Write-In	0	0.00%
NON - John ORDILLE	30	0.72%	Total ...	880	100.00%
NON - Steven FENICHEL	7	0.17%	Barrington Council	5/5	100.00%
NON - William R. BENFER	19	0.45%	Under Votes: 1762		
Write-In	1	0.02%	Over Votes: 0		
Total ...	4,189	100.00%	DEM - Patti HARRIS	1,914	49.90%
General Assembly 5th District UNEX	95/95	100.00%	DEM - Shawn LUDWIG	1,870	48.75%
Under Votes: 2601			Write-In	52	1.36%
Over Votes: 9			Total ...	3,836	100.00%
REP - Nicholas KUSH	10,256	26.20%			
DEM - William W. SPEARMAN	28,853	73.72%			

CAM_20181106_E

November 6, 2018

Summary Report

Camden County

Official Results

Bellmawr Mayor 7/7 100.00%

Under Votes: 344
Over Votes: 12

DEM - Charles 'Chuck' J. SAUTER, III	2,137	52.70%
NON - Bill GROFF	1,905	46.98%
Write-In	13	0.32%
Total ...	4,055	100.00%

Bellmawr Council 7/7 100.00%

Under Votes: 2102
Over Votes: 8

DEM - Steven B. HAGERTY	2,421	36.07%
DEM - Craig R. WILHELM	2,545	37.92%
NON - George ARBOCUS, JR.	1,703	25.37%
Write-In	43	0.64%
Total ...	6,712	100.00%

Berlin Boro Council 5/5 100.00%

Under Votes: 3010
Over Votes: 0

NON - Ron ROCCO	1,451	49.25%
NON - Mike BUCHANAN	1,436	48.74%
Write-In	59	2.00%
Total ...	2,946	100.00%

Berlin Twp Council 4/4 100.00%

Under Votes: 1464
Over Votes: 0

DEM - Jerome MC INTOSH	1,355	49.93%
DEM - Frank EPIFANIO	1,328	48.93%
Write-In	31	1.14%
Total ...	2,714	100.00%

Brooklawn Mayor 1/1 100.00%

Under Votes: 139
Over Votes: 0

DEM - Theresa BRANELLA	479	98.16%
Write-In	9	1.84%
Total ...	488	100.00%

Brooklawn Council 1/1 100.00%

Under Votes: 171
Over Votes: 0

REP - Jeffrey M. HALLER	202	18.65%
DEM - Patricia MC CONNELL	436	40.26%
DEM - Julie MC CLEARY	443	40.90%
Write-In	2	0.18%
Total ...	1,083	100.00%

Camden City Ward 3 Council UNEX 9/9 100.00%

Under Votes: 399
Over Votes: 1

DEM - Marilyn TORRES	2,992	99.63%
Write-In	11	0.37%
Total ...	3,003	100.00%

Chesilhurst Council 1/1 100.00%

Under Votes: 194
Over Votes: 2

DEM - Herbert LITTLES	306	30.97%
DEM - Matthew MARRONE	325	32.89%
NON - Timothy M. FLOOD	173	17.51%
NON - Keith R. WATERS	183	18.52%
Write-In	1	0.10%
Total ...	988	100.00%

Clementon Council 3/3 100.00%

Under Votes: 168
Over Votes: 0

REP - Lynn LOFLAND	552	19.00%
REP - Gary SAUNDERS	571	19.65%
DEM - Mark ARMBRUSTER	885	30.45%
DEM - Melvin APPLGATE	893	30.73%
Write-In	5	0.17%
Total ...	2,906	100.00%

Gibbsboro Council 2/2 100.00%

Under Votes: 566
Over Votes: 20

NON - Michael HAUBER	338	23.09%
NON - Glenn N. WERNER	382	26.09%
NON - Michael F. MAC FERREN	438	29.92%
NON - Dennis DEICHERT	298	20.36%
Write-In	8	0.55%
Total ...	1,464	100.00%

Gloucester City Mayor 8/8 100.00%

Under Votes: 651
Over Votes: 1

DEM - Daniel T. SPENCER, JR.	2,370	97.53%
Write-In	60	2.47%
Total ...	2,430	100.00%

Gloucester City Council Ward 1 3/3 100.00%

Under Votes: 219
Over Votes: 0

DEM - George BERGLUND	729	98.78%
------------------------------	------------	---------------

CAM_20181106_E

November 6, 2018

Summary Report

Camden County

Official Results

Gloucester City Council Ward 1 (cont'd.)		3/3 100.00%	Lawnside Mayor (cont'd...)		2/2 100.00%
Write-In		9 1.22%	Write-In		2 0.15%
Total ...		738 100.00%	Total ...		1,323 100.00%
Gloucester City Council Ward 2		3/3 100.00%	Lawnside Council UNEX		2/2 100.00%
Under Votes: 275			Under Votes: 121		
Over Votes: 0			Over Votes: 4		
DEM - James 'Bowie' JOHNSON		958 98.66%	DEM - Eric J. WILCOX, SR.		899 71.41%
Write-In		13 1.34%	NON - Ervin MEARS		357 28.36%
Total ...		971 100.00%	Write-In		3 0.24%
Gloucester City Council Ward 3		2/2 100.00%	Total ...		1,259 100.00%
Under Votes: 244			Lawnside Council		2/2 100.00%
Over Votes: 0			Under Votes: 498		
DEM - Nancy RANDOLPH BAUS		626 98.58%	Over Votes: 0		
Write-In		9 1.42%	DEM - Ronald DE ABREU		1,094 48.19%
Total ...		635 100.00%	DEM - Dawn WRIGHT-MC LEOD		1,169 51.50%
Haddon Heights Council		7/7 100.00%	Write-In		7 0.31%
Under Votes: 336			Total ...		2,270 100.00%
Over Votes: 6			Lindenwold Council		9/9 100.00%
REP - Jennifer L. MOORE		1,592 20.37%	Under Votes: 1920		
REP - Matt MC DERMOTT		1,612 20.62%	Over Votes: 2		
DEM - Christopher MORGAN		2,283 29.21%	DEM - Cheryle RANDOLPH-SHARPE		3,623 50.14%
DEM - Scott B. SCHREIBER		2,329 29.80%	DEM - Justin M. JACKSON, JR.		3,559 49.25%
Write-In		0 0.00%	Write-In		44 0.61%
Total ...		7,816 100.00%	Total ...		7,226 100.00%
Hi-Nella Council		1/1 100.00%	Magnolia Council		4/4 100.00%
Under Votes: 13			Under Votes: 845		
Over Votes: 0			Over Votes: 0		
REP - Jose A. CLASS		86 31.50%	DEM - Richard V. KRAUSE, JR.		1,227 50.23%
DEM - Michael J. SEGEREN		186 68.13%	DEM - Odell SAXTON		1,189 48.67%
Write-In		1 0.37%	Write-In		27 1.11%
Total ...		273 100.00%	Total ...		2,443 100.00%
Laurel Springs Council		2/2 100.00%	Merchantville Mayor		3/3 100.00%
Under Votes: 706			Under Votes: 365		
Over Votes: 0			Over Votes: 0		
REP - James W. REDSTREAKE		487 46.47%	DEM - Edward F. BRENNAN		1,155 97.72%
DEM - Susan DI GREGORGIO		538 51.34%	Write-In		27 2.28%
Write-In		23 2.19%	Total ...		1,182 100.00%
Total ...		1,048 100.00%	Merchantville Member of Council UNEX		3/3 100.00%
Lawnside Mayor		2/2 100.00%	Under Votes: 378		
Under Votes: 57			Over Votes: 0		
Over Votes: 4			DEM - Sean FITZGERALD		1,155 98.80%
DEM - Mary Ann WARDLOW		795 60.09%	Write-In		14 1.20%
NON - Clifford L. STILL, SR.		526 39.76%	Total ...		1,169 100.00%

CAM_20181106_E

November 6, 2018

Summary Report

Camden County

Official Results

Merchantville Council		3/3 100.00%	Runnemede Council		6/6 100.00%
Under Votes: 817			Under Votes: 1789		
Over Votes: 0			Over Votes: 2		
DEM - Daniel J. SPERRAZZA	1,104	48.48%	DEM - Eleanor KELLY	2,018	49.99%
DEM - Maria Nina SCARPA	1,140	50.07%	DEM - Craig LAUBENSTEIN	1,942	48.11%
Write-In	33	1.45%	Write-In	77	1.91%
Total ...	2,277	100.00%	Total ...	4,037	100.00%
Oaklyn Council UNEX 1YR		4/4 100.00%	Somerdale Council		4/4 100.00%
Under Votes: 471			Under Votes: 919		
Over Votes: 0			Over Votes: 0		
DEM - Sarah MC CLEERY-CAIRNS	1,218	98.23%	DEM - George W. BADEY, JR.	1,571	50.82%
Write-In	22	1.77%	DEM - George C. EHRMANN	1,512	48.92%
Total ...	1,240	100.00%	Write-In	8	0.26%
			Total ...	3,091	100.00%
Oaklyn Council		4/4 100.00%	Stratford Council		6/6 100.00%
Under Votes: 842			Under Votes: 305		
Over Votes: 0			Over Votes: 4		
DEM - Gregory BRANDLEY	1,279	49.57%	REP - Kim BERDINE	987	19.21%
DEM - Chris WALTERS	1,280	49.61%	REP - Joanne WIGHT	985	19.17%
Write-In	21	0.81%	DEM - Frank HARTMAN	1,573	30.61%
Total ...	2,580	100.00%	DEM - Patrick GREEN	1,585	30.84%
			Write-In	9	0.18%
			Total ...	5,139	100.00%
Pennsauken Twp. Committee		24/24 100.00%	Voorhees Twp. Committee		19/19 100.00%
Under Votes: 1776			Under Votes: 1177		
Over Votes: 32			Over Votes: 16		
REP - Sabrina WINKLER	2,619	11.75%	REP - Carmine VALENTINO	4,894	20.43%
REP - Lisa ECKEL	2,571	11.53%	REP - Ilyse PINETTE	5,016	20.94%
DEM - Jessica RAFEH	8,579	38.49%	DEM - Michelle NOCITO	7,344	30.66%
DEM - Marco DI BATTISTA	8,504	38.15%	DEM - Jason RAVITZ	6,682	27.90%
Write-In	17	0.08%	Write-In	17	0.07%
Total ...	22,290	100.00%	Total ...	23,953	100.00%
Pine Hill Council		6/6 100.00%	Waterford Twp. Committee		8/8 100.00%
Under Votes: 1755			Under Votes: 494		
Over Votes: 0			Over Votes: 16		
DEM - Thomas KNOTT	2,372	50.14%	REP - Thomas GIANGIULIO, JR.	1,680	43.96%
DEM - John ROBB	2,322	49.08%	NON - Andrew L. WADE	2,077	54.34%
Write-In	37	0.78%	Write-In	65	1.70%
Total ...	4,731	100.00%	Total ...	3,822	100.00%
Runnemede Mayor		6/6 100.00%	Winslow Twp. Committee Ward 1		6/6 100.00%
Under Votes: 784			Under Votes: 1463		
Over Votes: 0			Over Votes: 1		
DEM - Nick KAPPATOS	1,843	86.53%	DEM - Robert STIMELSKI	2,009	97.76%
Write-In	287	13.47%			
Total ...	2,130	100.00%			

CAM_20181106_E

November 6, 2018

Summary Report

Camden County

Official Results

Winslow Twp. Committee Ward 1 (cont'd)	6/6 100.00%	Local BOE- Barrington Boro (cont'd...)	5/5 100.00%
Write-In	46 2.24%	Write-In	45 0.94%
Total ...	2,055 100.00%	Total ...	4,799 100.00%
Winslow Twp. Committee Ward 2	6/6 100.00%	Local BOE- Bellmawr Boro	7/7 100.00%
Under Votes: 1180		Under Votes: 3695	
Over Votes: 0		Over Votes: 72	
DEM - Carlos VASCOS	2,892 98.80%	NON - Jody MANGUS	1,750 34.62%
Write-In	35 1.20%	NON - Michael J. WILLIAMS	1,786 35.33%
Total ...	2,927 100.00%	NON - Christopher CONCANNON	1,298 25.68%
		Write-In	221 4.37%
Winslow Twp. Committee Ward 3	5/5 100.00%	Total ...	5,055 100.00%
Under Votes: 395		Local BOE- Berlin Boro	5/5 100.00%
Over Votes: 0		Under Votes: 3351	
DEM - Raymond WATKINS, JR.	2,977 99.67%	Over Votes: 45	
Write-In	10 0.33%	NON - Jenine DEL PALAZZO	1,230 22.21%
Total ...	2,987 100.00%	NON - Jeffrey M. GREENBERG	1,192 21.52%
		NON - Brandy TITUS	1,264 22.82%
Winslow Twp. Committee Ward 4	5/5 100.00%	NON - Kristine HEIGHT	956 17.26%
Under Votes: 843		NON - Susan EMBREY	835 15.08%
Over Votes: 0		Write-In	61 1.10%
DEM - John WILSON	2,930 99.22%	Total ...	5,538 100.00%
Write-In	23 0.78%	Local BOE- Berlin Township	4/4 100.00%
Total ...	2,953 100.00%	Under Votes: 2873	
		Over Votes: 0	
Woodlynne Council	2/2 100.00%	NON - William Brian DAVIS	1,107 32.62%
Under Votes: 251		NON - Kimberly REED	1,141 33.62%
Over Votes: 0		NON - Lisa HILL-MUFF	1,085 31.97%
DEM - Gwendolyn TORRES	484 48.74%	Write-In	61 1.80%
DEM - Sharon EARLEY	471 47.43%	Total ...	3,394 100.00%
Write-In	38 3.83%	Local BOE-Brooklawn UNEX	1/1 100.00%
Total ...	993 100.00%	Under Votes: 232	
		Over Votes: 0	
Local BOE-Audubon Boro/Park	9/9 100.00%	NON - Michele CECILIO	371 93.92%
Under Votes: 8149		Write-In	24 6.08%
Over Votes: 0		Total ...	395 100.00%
NON - Allison COX	2,520 49.02%	Local BOE- Brooklawn Boro	1/1 100.00%
NON - James BLUMENSTEIN	2,185 42.50%	Under Votes: 821	
Write-In	347 6.75%	Over Votes: 0	
NON - Ralph Gilmore	89 1.73%	NON - John CLOTWORTHY	371 85.68%
Total ...	5,141 100.00%	Write-In	25 5.77%
		NON - Colin McAdams	37 8.55%
Local BOE- Barrington Boro	5/5 100.00%	Total ...	433 100.00%
Under Votes: 3595			
Over Votes: 3			
NON - Mark CORREA	1,569 32.69%		
NON - Sherry CHIN-GLASER	1,580 32.92%		
NON - Michael DRUMM	1,605 33.44%		

CAM_20181106_E

November 6, 2018

Summary Report

Camden County

Official Results

Local BOE- Cherry Hill Township	48/48 100.00%	Eastern Cam Co Reg BOE UNEX-Gibbsb	2/2 100.00%
Under Votes: 34991		Write-In	10 1.65%
Over Votes: 270		Total ...	606 100.00%
NON - Benjamin A. SHORE	4,670 7.59%	Local BOE- Gibbsboro Boro	2/2 100.00%
NON - Rosy ARROYO	5,154 8.37%	Under Votes: 1806	
NON - Sally TONG	8,642 14.04%	Over Votes: 0	
NON - Laurie NEARY	7,032 11.42%	NON - Maria S. CARRINGTON	608 47.91%
NON - David ROSSI	7,489 12.16%	NON - Andrew T. PARSINITZ	578 45.55%
NON - Sanjay SHARMA	5,072 8.24%	Write-In	36 2.84%
NON - Brunia L. PILET	2,902 4.71%	NON - Scott Littlefield	47 3.70%
NON - Fredrick DANDE	3,547 5.76%	Total ...	1,269 100.00%
NON - J. Barry DICKINSON	4,856 7.89%	Local BOE-Gloucester City UNEX	8/8 100.00%
NON - Ken TOMLINSON, JR.	5,330 8.66%	Under Votes: 1243	
NON - Kathryn BAY JUDGE	6,642 10.79%	Over Votes: 1	
Write-In	228 0.37%	NON - Paul J. MARTIN	1,816 98.80%
Total ...	61,564 100.00%	Write-In	22 1.20%
Local BOE- Chesilhurst Boro	1/1 100.00%	Total ...	1,838 100.00%
Under Votes: 910		Local BOE-Gloucester City	8/8 100.00%
Over Votes: 0		Under Votes: 3308	
NON - Ronald R. HARMON	261 95.26%	Over Votes: 51	
Write-In	9 3.28%	NON - Nicole NEGRI	1,184 20.11%
NON - Joseph R Medley	4 1.46%	NON - Derek TIMM	795 13.50%
Total ...	274 100.00%	NON - Joseph L. SCHILI	1,325 22.51%
Local BOE- Clementon Boro	3/3 100.00%	NON - Meredith GRUFF-FLINN	1,239 21.05%
Under Votes: 2832		NON - Michelle WRIGHT	1,312 22.29%
Over Votes: 0		Write-In	32 0.54%
NON - Christy WEAVER	832 46.77%	Total ...	5,887 100.00%
NON - Christopher MC KELVEY	770 43.28%	Black Horse Pike Regional Member BOE	40/40 100.00%
Write-In	149 8.38%	Under Votes: 27300	
NON - Gilbert Geary	28 1.57%	Over Votes: 144	
Total ...	1,779 100.00%	NON - Dawn LEARY	10,594 24.22%
Local BOE- Collingswood Boro	12/12 100.00%	NON - Jerry 'Jay' MC MULLIN	8,421 19.26%
Under Votes: 6291		NON - Jennifer J. STORER	10,526 24.07%
Over Votes: 45		NON - Marguerite M. MULVAN	6,130 14.02%
NON - Danie MOSS-VELASCO	1,785 12.81%	NON - Jennifer O'DONNELL	7,872 18.00%
NON - Regan KAIDEN	3,056 21.93%	Write-In	191 0.44%
NON - Christine SHERIDAN CELIA	3,475 24.93%	Total ...	43,734 100.00%
NON - Mary SAVERINO	3,286 23.58%	Local BOE- Gloucester Township	40/40 100.00%
NON - William JOHNSON	2,268 16.27%	Under Votes: 25265	
Write-In	68 0.49%	Over Votes: 189	
Total ...	13,938 100.00%	NON - Brian REAGAN	5,957 13.03%
Eastern Cam Co Reg BOE UNEX-Gibbsb	2/2 100.00%	NON - Carolyn GRACE	6,461 14.13%
Under Votes: 419		NON - Anthony MARKS	5,021 10.98%
Over Votes: 0		NON - Donna GUALTIERI	2,495 5.46%
NON - Craig SPEECHLEY	596 98.35%	NON - Ellen REESE	4,410 9.64%

CAM_20181106_E

November 6, 2018

Summary Report

Camden County

Official Results

Local BOE- Gloucester Township (cont'	40/40	100.00%	Local BOE-Hi-Nella Boro UNEX 1Yr	1/1	100.00%
NON - Linda K. GILCH	3,804	8.32%	Under Votes: 281		
NON - Terri FRETZ	3,404	7.44%	Over Votes: 0		
NON - Amanda WYLD	2,737	5.99%	Write-In	5	100.00%
NON - James CURRY	2,497	5.46%			
NON - Martita DIAMOND	2,252	4.93%	Total ...	5	100.00%
NON - Joshua A. DAVISON	1,181	2.58%	Local BOE-Hi-Nella Boro UNEX 2YR	1/1	100.00%
NON - Matthew 'Elliott' WILSON	988	2.16%	Under Votes: 564		
NON - Amanda SEMPLE	1,196	2.62%	Over Votes: 0		
NON - Joanne ROSSELL	837	1.83%	Write-In	8	100.00%
NON - Kathleen WOLF	2,415	5.28%			
Write-In	69	0.15%	Total ...	8	100.00%
Total ...	45,724	100.00%	Local BOE-Hi Nella Boro	1/1	100.00%
Local BOE- Haddonfield Boro	10/10	100.00%	Under Votes: 281		
Under Votes: 6145			Over Votes: 0		
Over Votes: 51			Write-In	5	100.00%
NON - Satwik SESHASAI	2,767	21.05%	Total ...	5	100.00%
NON - Adam M. SANGILLO	3,504	26.65%	Local BOE- Laurel Springs Boro	2/2	100.00%
NON - Susan KUTNER	3,516	26.74%	Under Votes: 907		
NON - Roosevelt 'Justin' BENFORD	3,261	24.80%	Over Votes: 0		
Write-In	100	0.76%	NON - Cathy IVINS SIMS	615	35.67%
Total ...	13,148	100.00%	NON - Erik STONES	547	31.73%
Local BOE- Haddon Heights Boro	7/7	100.00%	NON - Doris A. WALSH	541	31.38%
Under Votes: 3288			Write-In	21	1.22%
Over Votes: 36			Total ...	1,724	100.00%
NON - David CLAPPER	1,543	17.31%	Local BOE- Lawnside Boro	2/2	100.00%
NON - David ROEBER	1,309	14.69%	Under Votes: 2167		
NON - Melissa SHANNON	1,815	20.36%	Over Votes: 45		
NON - Trish SHEILDS	1,653	18.55%	NON - Sabrina FORREST	573	29.54%
NON - Kimberley STUART	1,283	14.39%	NON - Marsharee A. WRIGHT	576	29.69%
NON - Tina GENTILE	1,247	13.99%	NON - Deborah DEABREU	482	24.85%
Write-In	63	0.71%	NON - William W. JORDAN	294	15.15%
Total ...	8,913	100.00%	Write-In	15	0.77%
Local BOE- Haddon Township	15/15	100.00%	Total ...	1,940	100.00%
Under Votes: 12481			Local BOE-Lindenwold Boro UNEX	9/9	100.00%
Over Votes: 0			Under Votes: 1848		
NON - James R. LEX	4,113	39.54%	Over Votes: 1		
NON - Allison RODMAN	4,411	42.40%	NON - Kelly A. MC LAREN	2,702	99.16%
Write-In	681	6.55%	Write-In	23	0.84%
NON - Amy Foley	229	2.20%	Total ...	2,725	100.00%
NON - David Ricci	414	3.98%	Local BOE- Lindenwold Boro	9/9	100.00%
NON - Chris Cook	213	2.05%	Under Votes: 6258		
NON - William Mann	162	1.56%	Over Votes: 0		
NON - Cynthia Nelson Marr	64	0.62%	NON - Jo-Ann ENGELS	2,489	33.35%
NON - Craig Roncace	116	1.12%	NON - Eileen RUSSELL	2,510	33.63%
Total ...	10,403	100.00%	NON - Marsha HERSHMAN	2,449	32.81%

CAM_20181106_E

November 6, 2018

Summary Report

Camden County

Official Results

Local BOE- Lindenwold Boro (cont'd...)	9/9 100.00%	Local BOE- Oaklyn Boro	4/4 100.00%
Write-In	16 0.21%	Under Votes: 2179	
Total ...	7,464 100.00%	Over Votes: 0	
Sterling Regional BOE-Magnolia Boro	4/4 100.00%	NON - Therese MARMION	971 32.87%
Under Votes: 587		NON - Denise BUCZKO	980 33.18%
Over Votes: 0		NON - Matthew H. HALE	978 33.11%
NON - Daniel RADCLIFF	1,053 99.62%	Write-In	25 0.85%
Write-In	4 0.38%	Total ...	2,954 100.00%
Total ...	1,057 100.00%	Local BOE-Pennsauken Twp UNEX	24/24 100.00%
Local BOE-Magnolia Boro UNEX	4/4 100.00%	Under Votes: 5194	
Under Votes: 594		Over Votes: 5	
Over Votes: 0		NON - Michael HURLEY	6,796 99.21%
NON - Eric M. VIROSTEK	1,046 99.62%	Write-In	54 0.79%
Write-In	4 0.38%	Total ...	6,850 100.00%
Total ...	1,050 100.00%	Local BOE- Pennsauken Township	24/24 100.00%
Local BOE-Magnolia Boro	4/4 100.00%	Under Votes: 17650	
Under Votes: 1286		Over Votes: 6	
Over Votes: 0		NON - Samer John JARBOUH-RAFEH	5,957 32.22%
NON - P. Nick D'AMICO	1,012 50.55%	NON - Diane E. JOHNSON	6,510 35.21%
NON - Rebecca AMMEN	981 49.00%	NON - Scott LA VINE	5,913 31.98%
Write-In	9 0.45%	Write-In	111 0.60%
Total ...	2,002 100.00%	Total ...	18,491 100.00%
Local BOE- Merchantville Boro	3/3 100.00%	Local BOE Pine Hill Boro UNEX 1Yr	6/6 100.00%
Under Votes: 2871		Under Votes: 1274	
Over Votes: 0		Over Votes: 1	
NON - Elliot HONIGFELD	799 45.14%	NON - Christine BOYD	1,953 99.24%
NON - Marc CARCANAGUE	744 42.03%	Write-In	15 0.76%
Write-In	153 8.64%	Total ...	1,968 100.00%
NON - Daniel Licata	74 4.18%	Local BOE-Pine Hill Boro UNEX 2Yr	6/6 100.00%
Total ...	1,770 100.00%	Under Votes: 3128	
Local BOE-Mt Ephriam Boro UNEX	4/4 100.00%	Over Votes: 0	
Under Votes: 1757		Write-In	97 84.35%
Over Votes: 0		NON - Martin Mendetta	9 7.83%
Write-In	71 55.47%	NON - Elizabeth King	9 7.83%
NON - Brian Cavallaro	57 44.53%	Total ...	115 100.00%
Total ...	128 100.00%	Local BOE- Pine Hill Boro	6/6 100.00%
Local BOE- Mt Ephraim Boro	4/4 100.00%	Under Votes: 4343	
Under Votes: 1662		Over Votes: 0	
Over Votes: 0		NON - Angela E. NOLAN COOPER	1,801 33.44%
NON - Holly MARRONE	1,033 49.00%	NON - Sharon M. YOUNG	1,836 34.09%
NON - Karen J. POPELAK	1,060 50.28%	NON - Zipporah DANIELS-BROWNE	1,729 32.10%
Write-In	15 0.71%	Write-In	20 0.37%
Total ...	2,108 100.00%	Total ...	5,386 100.00%

CAM_20181106_E

November 6, 2018

Summary Report

Camden County

Official Results

Local BOE-Runnemedede Boro UNEX 6/6 100.00%

Under Votes: 1206
Over Votes: 0

NON - Barbara SAMS 1,689 98.89%
Write-In 19 1.11%
Total ... 1,708 100.00%

Local BOE- Runnemedede Boro 6/6 100.00%

Under Votes: 3836
Over Votes: 0

NON - Patricia ADAIR 1,629 33.20%
NON - Samantha SAMPOLSKI-SPAULDING 1,677 34.18%
NON - Charles D. BUCHHEIM 1,559 31.78%
Write-In 41 0.84%
Total ... 4,906 100.00%

Sterling Regional Member BOE Somerda 4/4 100.00%

Under Votes: 1935
Over Votes: 0

Write-In 42 60.00%
NON - Marc Ritz 15 21.43%
NON - Stephanie White 13 18.57%
Total ... 70 100.00%

Sterling Regional Member BOE Somerda 4/4 100.00%

Under Votes: 1010
Over Votes: 1

NON - Barbara OKESON-BRANDT 986 99.20%
Write-In 8 0.80%
Total ... 994 100.00%

Local BOE- Somerdale Boro 4/4 100.00%

Under Votes: 2925
Over Votes: 60

NON - Susan A. LOWDEN 895 29.54%
NON - Thomas A. LEAKAN 600 19.80%
NON - Kevin M. SMITH 808 26.67%
NON - Melissa A. MOORE 714 23.56%
Write-In 13 0.43%
Total ... 3,030 100.00%

Sterling Regional Member BOE Stratford 6/6 100.00%

Under Votes: 949
Over Votes: 1

NON - Paul SIMS 1,742 98.20%
Write-In 32 1.80%
Total ... 1,774 100.00%

Local BOE- Stratford Boro 6/6 100.00%

Under Votes: 3176
Over Votes: 3

NON - Mandy CONWAY 1,622 32.49%
NON - A. Harry MOFFETT 1,579 31.62%
NON - Lori Ann JONES 1,685 33.75%
Write-In 107 2.14%
Total ... 4,993 100.00%

Eastern Cam Co Regional Member BOE 19/19 100.00%

Under Votes: 8651
Over Votes: 164

NON - Robert L. CAMPBELL 3,618 22.15%
NON - Richard A. TEICHMAN 2,982 18.26%
NON - John D. ROTHMAN 2,239 13.71%
NON - Veronica PARKER 4,437 27.17%
NON - John J. PARKER 3,007 18.41%
Write-In 48 0.29%
Total ... 16,331 100.00%

Local BOE- Voorhees 19/19 100.00%

Under Votes: 14843
Over Votes: 75

NON - Barbara DUNLEAVY 4,717 20.69%
NON - Denise KIRKLAND 3,922 17.20%
NON - Mayur R. CHHEDA 4,531 19.87%
NON - Rachel VAN AKEN 4,651 20.40%
NON - Monica WATSON 4,938 21.66%
Write-In 42 0.18%
Total ... 22,801 100.00%

Local BOE- Waterford Township 8/8 100.00%

Under Votes: 4720
Over Votes: 33

NON - Roe HUNTER 1,925 23.35%
NON - Joel S. THOMPSON 1,495 18.14%
NON - Terri CHIDDENTON 1,911 23.18%
NON - Daniel HOOVER 1,242 15.07%
NON - Kimberly HOAGLAND-HURLEY 1,634 19.82%
Write-In 36 0.44%
Total ... 8,243 100.00%

Local BOE- Winslow Township 22/22 100.00%

Under Votes: 18748
Over Votes: 216

NON - Abena MC CLENDON 5,973 23.47%
NON - Cheryl PITTS 7,358 28.91%
NON - Gail P. WATKINS 7,201 28.30%
NON - La Vonyia B. WILSON-MITCHELL 4,744 18.64%

CAM_20181106_E

November 6, 2018

Summary Report

Camden County

Official Results

Local BOE- Winslow Township (cont'd..	22/22	100.00%
Write-In	172	0.68%
Total ...	25,448	100.00%

Local BOE- Woodlynne Boro	2/2	100.00%
----------------------------------	------------	----------------

Under Votes: 1088

Over Votes: 0

NON - Samantha KIRBY	246	31.62%
NON - Lakeisha FONTANEZ	262	33.68%
NON - Christine SANFORD	234	30.08%
Write-In	36	4.63%
Total ...	778	100.00%

State Public Question	343/343	100.00%
------------------------------	----------------	----------------

Under Votes: 58212

Over Votes: 38

Yes	79,281	61.32%
No	50,017	38.68%
Total ...	129,298	100.00%

Camden City School Bd Proposal	40/40	100.00%
---------------------------------------	--------------	----------------

Under Votes: 4024

Over Votes: 4

Yes	3,867	39.28%
No	5,978	60.72%
Total ...	9,845	100.00%

Mt Ephraim Municipal Question	4/4	100.00%
--------------------------------------	------------	----------------

Under Votes: 222

Over Votes: 1

Yes	1,320	79.42%
No	342	20.58%
Total ...	1,662	100.00%

Stratford School Bd Proposal	6/6	100.00%
-------------------------------------	------------	----------------

Under Votes: 408

Over Votes: 0

Yes	1,416	61.14%
No	900	38.86%
Total ...	2,316	100.00%

**COUNTY OF CAMDEN
GENERAL ELECTION
NOVEMBER 6, 2018**

REJECTED MAIL-IN AND PROVISIONAL BALLOTS

MUNICIPALITY	REJECTED MAIL-IN	REJECTED PROVISIONAL	TOTAL REJECTED
AUDUBON BORO	5	16	21
AUDUBON PARK BORO	1	4	5
BARRINGTON BORO	6	14	20
BELLMAWR BORO	8	20	28
BERLIN BORO	5	12	17
BERLIN TWP.	5	11	16
BROOKLAWN BORO	1	8	9
CAMDEN CITY WARD 1	12	67	79
CAMDEN CITY WARD 2	10	92	102
CAMDEN CITY WARD 3	10	59	69
CAMDEN CITY WARD 4	9	146	155
CHERRY HILL TWP.	86	178	264
CHESILHURST BORO	0	2	2
CLEMENTON BORO	4	25	29
COLLINGSWOOD BORO	4	35	39
GIBBSBORO BORO	3	2	5
GLOUCESTER CITY WARD 1	1	8	9
GLOUCESTER CITY WARD 2	1	9	10
GLOUCESTER CITY WARD 3	0	2	2
GLOUCESTER TWP.	34	170	204
HADDON TWP.	14	25	39
HADDONFIELD BORO	25	20	45
HADDON HEIGHTS BORO	6	10	16
HI-NELLA BORO	1	1	2
LAUREL SPRINGS BORO	1	7	8
LAWNSIDE BORO	0	5	5
LINDENWOLD BORO	6	28	34
MAGNOLIA BORO	3	8	11
MERCHANTVILLE BORO	2	10	12
MOUNT EPHRAIM BORO	2	5	7
OAKLYN BORO	2	10	12
PENNSAUKEN TWP.	24	70	94
PINE HILL BORO	7	29	36
PINE VALLEY BORO	0	0	0
RUNNEMEDE BORO	7	12	19
SOMERDALE BORO	7	12	19
STRATFORD BORO	5	11	16
TAVISTOCK BORO	0	0	0
VOORHEES TWP.	30	51	81
WATERFORD TWP.	10	22	32
WINSLOW TWP. WARD 1	3	22	25
WINSLOW TWP. WARD 2	3	52	55
WINSLOW TWP. WARD 3	8	39	47
WINSLOW TWP. WARD 4	4	42	46
WOODLYNNE BORO	0	12	12
Total	375	1,383	1,758

US Senator

		Registered	Ballots Cast	Turnout (%)	Bob HUGIN	Robert MENENDEZ	Hank SCHROEDER	Natalie Lynn RIVERA	Madevyn R. HOFFMAN	Tricia FLANAGAN	Kevin KIMPLE	Murray SABRIN	Write-In
Audubon Boro Dist 1	Total	798	386	48.37	138	230		3	4	2	2	1	
Audubon Boro Dist 2	Total	630	279	44.29	127	137			3	2	1	6	
Audubon Boro Dist 3	Total	993	452	45.52	185	241	7	1	3	3	1	1	
Audubon Boro Dist 4	Total	633	329	51.97	151	157	2	5	4	4		1	
Audubon Boro Dist 5	Total	940	418	44.47	173	218	3	1	11	2		5	1
Audubon Boro Dist 6	Total	1079	518	48.01	221	265	2	4	10	5		5	
Audubon Boro Dist 7	Total	680	339	49.85	167	159	2	1	1	3	1	2	
Audubon Boro Dist 8	Total	873	389	44.56	171	202	2		4	5	1	1	
Audubon Boro Mail-In Ballot	Total	0	725	0.00	264	396	5	10	10	8	2	2	
Audubon Boro Provisional	Total	0	119	0.00	40	69		1	2			2	1
Audubon Boro Emergency Ballots	Total	0	0	0.00									
Audubon Borough	TC-Election Day	6626	3110	46.94	1333	1609	18	15	40	26	6	22	1
Audubon Borough	TC-Emergency	6626	0	0.00									
Audubon Borough	TC-Mail-In Ballot	6626	725	10.94	264	396	5	10	10	8	2	2	
Audubon Borough	TC-Provisional	6626	119	1.80	40	69		1	2			2	1
Audubon Borough	TC-Rejected Ballots	6626	0	0.00									
Audubon Borough	Total	6626	3954	59.67	1637	2074	23	26	52	34	8	26	2
Audubon Park Dist 1	Total	784	410	52.30	194	181	6	3	2	3	1	3	
Audubon Park Mail-In Ballot	Total	0	51	0.00	25	22	1	1	1			1	
Audubon Park Provisional	Total	0	15	0.00	5	7			1				
Audubon Park Emergency Ballots	Total	0	0	0.00									
Audubon Park Borough	TC-Election Day	784	410	52.30	194	181	6	3	2	3	1	3	
Audubon Park Borough	TC-Emergency	784	0	0.00									
Audubon Park Borough	TC-Mail-In Ballot	784	51	6.51	25	22	1	1	1			1	
Audubon Park Borough	TC-Provisional	784	15	1.91	5	7			1				
Audubon Park Borough	TC-Rejected Ballots	784	0	0.00									
Audubon Park Borough	Total	784	476	60.71	224	210	7	4	4	3	1	4	
Barrington Dist 1	Total	1145	519	45.33	230	256	2	7	3	1	1	11	
Barrington Dist 2	Total	897	375	41.81	160	196	3	4	5	1	1	2	
Barrington Dist 3	Total	1027	469	45.67	213	224	3	4	7	1		9	
Barrington Dist 4	Total	1368	493	36.04	205	256	2	4	3	4	1	8	
Barrington Dist 5	Total	521	246	47.22	98	134		3	6	1	1	3	
Barrington Mail-In Ballot	Total	0	610	0.00	252	315		4	5		3	7	
Barrington Provisional	Total	0	87	0.00	31	49	1		1				1
Barrington Emergency Ballots	Total	0	0	0.00									
Barrington Borough	TC-Election Day	4958	2102	42.40	906	1066	10	22	24	8	4	33	
Barrington Borough	TC-Emergency	4958	0	0.00									
Barrington Borough	TC-Mail-In Ballot	4958	610	12.30	252	315		4	5		3	7	

US Senator

		Registered	Ballots Cast	Turnout (%)	Bob HUGIN	Robert MENENDEZ	Hank SCHROEDER	Natalie Lynn RIVERA	Madevyn R. HOFFMAN	Tricia FLANAGAN	Kevin KIMPLE	Murray SABRIN	Write-In
Barrington Borough	TC-Provisional	4958	87	1.75	31	49	1		1				1
Barrington Borough	TC-Rejected Ballots	4958	0	0.00									
Barrington Borough	Total	4958	2799	56.45	1189	1430	11	26	30	8	7	40	1
Bellmawr Dist 1	Total	1386	609	43.94	292	258	7	5	5	5	1	2	
Bellmawr Dist 2	Total	1255	552	43.98	230	261	11	5	7	1		5	
Bellmawr Dist 3	Total	1139	476	41.79	197	227	10	5	6	1	5	5	
Bellmawr Dist 4	Total	999	466	46.65	231	174	5	2	3			4	
Bellmawr Dist 5	Total	995	393	39.50	166	185	11	6	4	3		1	
Bellmawr Dist 6	Total	1096	498	45.44	199	251	10	4	2	3	1	3	1
Bellmawr Dist 7	Total	930	421	45.27	208	172	7	7	6	2	1	6	
Bellmawr Mail-In Ballot	Total	0	877	0.00	342	405	4	14	12	5	2	4	1
Bellmawr Provisional	Total	0	119	0.00	47	55		1	1			3	
Bellmawr Emergency Ballots	Total	0	0	0.00									
Bellmawr Borough	TC-Election Day	7800	3415	43.78	1523	1528	61	34	33	15	8	26	1
Bellmawr Borough	TC-Emergency	7800	0	0.00									
Bellmawr Borough	TC-Mail-In Ballot	7800	877	11.24	342	405	4	14	12	5	2	4	1
Bellmawr Borough	TC-Provisional	7800	119	1.53	47	55		1	1			3	
Bellmawr Borough	TC-Rejected Ballots	7800	0	0.00									
Bellmawr Borough	Total	7800	4411	56.55	1912	1988	65	49	46	20	10	33	2
Berlin Boro Dist 1	Total	972	347	35.70	189	142	1	2	3	1	1	2	
Berlin Boro Dist 2	Total	1250	561	44.88	303	226	7	1	5	3		7	1
Berlin Boro Dist 3	Total	1352	553	40.90	271	255	4	2	1	5	2	3	
Berlin Boro Dist 4	Total	1205	469	38.92	240	197	8	3	8	3		1	
Berlin Boro Dist 5	Total	584	240	41.10	125	108	1		3	2			
Berlin Boro Mail-In Ballot	Total	0	691	0.00	350	290	4	8	7	3		3	1
Berlin Boro Provisional	Total	0	117	0.00	52	56	1		3				
Berlin Boro Emergency Ballots	Total	0	0	0.00									
Berlin Borough	TC-Election Day	5363	2170	40.46	1128	928	21	8	20	14	3	13	1
Berlin Borough	TC-Emergency	5363	0	0.00									
Berlin Borough	TC-Mail-In Ballot	5363	691	12.88	350	290	4	8	7	3		3	1
Berlin Borough	TC-Provisional	5363	117	2.18	52	56	1		3				
Berlin Borough	TC-Rejected Ballots	5363	0	0.00									
Berlin Borough	Total	5363	2978	55.53	1530	1274	26	16	30	17	3	16	2
Berlin Twp Dist 1	Total	1441	556	38.58	233	296	3	4	4	2	3	5	1
Berlin Twp Dist 2	Total	693	302	43.58	118	172	3	3	2			3	
Berlin Twp Dist 3	Total	618	222	35.92	119	93	2	1	5	1		1	
Berlin Twp Dist 4	Total	1197	456	38.10	223	213	1		1	1	1	7	2
Berlin Twp Mail-In Ballot	Total	0	508	0.00	198	270	2	8	3	6		4	

US Senator

		Registered	Ballots Cast	Turnout (%)	Bob HUGIN	Robert MENENDEZ	Hank SCHROEDER	Natalie Lynn RIVERA	Madelyn R. HOFFMAN	Tricia FLANAGAN	Kevin KIMPLE	Murray SABRIN	Write-In
Berlin Twp Provisional	Total	0	45	0.00	18	24				1			
Berlin Twp Emergency Ballots	Total	0	0	0.00									
Berlin Township	TC-Election Day	3949	1536	38.90	693	774	9	8	12	4	4	16	3
Berlin Township	TC-Emergency	3949	0	0.00									
Berlin Township	TC-Mail-In Ballot	3949	508	12.86	198	270	2	8	3	6		4	
Berlin Township	TC-Provisional	3949	45	1.14	18	24				1			
Berlin Township	TC-Rejected Ballots	3949	0	0.00									
Berlin Township	Total	3949	2089	52.90	909	1068	11	16	15	11	4	20	3
Brooklawn Dist 1	Total	1248	533	42.71	235	253	7	8	5	3	2	3	
Brooklawn Mail-In Ballot	Total	0	86	0.00	37	39	1	2			1	1	
Brooklawn Provisional	Total	0	8	0.00	2	5							
Brooklawn Emergency Ballots	Total	0	0	0.00									
Brooklawn Borough	TC-Election Day	1248	533	42.71	235	253	7	8	5	3	2	3	
Brooklawn Borough	TC-Emergency	1248	0	0.00									
Brooklawn Borough	TC-Mail-In Ballot	1248	86	6.89	37	39	1	2			1	1	
Brooklawn Borough	TC-Provisional	1248	8	0.64	2	5							
Brooklawn Borough	TC-Rejected Ballots	1248	0	0.00									
Brooklawn Borough	Total	1248	627	50.24	274	297	8	10	5	3	3	4	
Camden City W1 D1	Total	572	148	25.87	2	138	1						1
Camden City W1 D2	Total	1251	324	25.90	17	289	2		6	1			
Camden City W1 D3	Total	1020	245	24.02	12	219	1	6	1	1		1	1
Camden City W1 D4	Total	888	206	23.20	11	185		3	2		2		
Camden City W1 D5	Total	1265	266	21.03	15	238	1	2	2				
Camden City W1 D6	Total	1171	307	26.22	12	273	4	7	1			2	
Camden City W1 D7	Total	854	145	16.98	6	136		3					
Camden City W1 D8	Total	923	322	34.89	9	297	5	2	4				
Camden City W1 D9	Total	1652	420	25.42	24	373	2	6	1	1	2	1	1
Camden City W1 D10	Total	823	221	26.85	12	189	5	6	2			1	1
Camden City Ward 1 Mail-In Ballot	Total	0	489	0.00	37	374	6	13	2	4	2	1	1
Camden City Ward 1 Provisional	Total	0	214	0.00	19	170		2	2	1		1	
Camden City W1 Emergency Ballots	Total	0	0	0.00									
Camden City W2 D1	Total	666	181	27.18	4	167			2				
Camden City W2 D2	Total	889	262	29.47	18	229	1	4	2	1		1	
Camden City W2 D3	Total	984	403	40.96	5	378	6	3	2	2			
Camden City W2 D4	Total	724	196	27.07	6	176	3	2	2	1		1	
Camden City W2 D5	Total	809	195	24.10	7	174	1	1	2	1			1
Camden City W2 D6	Total	1489	392	26.33	14	358	3	4	3				
Camden City W2 D7	Total	1043	300	28.76	7	280	5	1					
Camden City W2 D8	Total	1544	384	24.87	19	351	5	1	3				

US Senator

		Registered	Ballots Cast	Turnout (%)	Bob HUGIN	Robert MENENDEZ	Hank SCHROEDER	Natalie Lynn RIVERA	Madevyn R. HOFFMAN	Tricia FLANAGAN	Kevin KIMPLE	Murray SABRIN	Write-In
Camden City W2 D9	Total	1423	356	25.02	14	319	3	5	1	2			
Camden City W2 D10	Total	684	163	23.83	7	144	1	3	3			2	
Camden City W2 D11	Total	703	175	24.89	3	161	4	3	2				
Camden City Ward 2 Mail-In Ballot	Total	0	541	0.00	21	422	8	10	2	3	1		
Camden City Ward 2 Provisional	Total	0	287	0.00	6	245	1	7	1				
Camden City W2 Emergency Ballots	Total	0	0	0.00									
Camden City W3 D1	Total	995	219	22.01	21	191		3	1			1	
Camden City W3 D2	Total	1389	404	29.09	25	351	4	6	4	1			
Camden City W3 D3	Total	882	248	28.12	22	191	4	4	2	1		1	
Camden City W3 D4	Total	1060	267	25.19	11	243		2	1				
Camden City W3 D5	Total	895	202	22.57	9	179	1	3	2				
Camden City W3 D6	Total	1109	370	33.36	20	330	1	6	2			1	2
Camden City W3 D7	Total	1125	313	27.82	23	269	3	6	3			1	
Camden City W3 D8	Total	1204	332	27.57	28	288	2	1	2	1		1	
Camden City W3 D9	Total	1389	403	29.01	28	345	3	7	3			2	
Camden City Ward 3 Mail-In Ballot	Total	0	501	0.00	36	366	3	13	6		3	2	
Camden City Ward 3 Provisional	Total	0	144	0.00	16	113							
Camden City W3 Emergency Ballots	Total	0	0	0.00									
Camden City W4 D1	Total	923	254	27.52	8	232	1	5		1		1	
Camden City W4 D2	Total	1019	229	22.47	17	192	3	6					
Camden City W4 D3	Total	1099	275	25.02	19	235	2	4		1			
Camden City W4 D4	Total	1163	265	22.79	7	247	1	3	1				
Camden City W4 D5	Total	921	242	26.28	11	220	2	2	4				
Camden City W4 D6	Total	1188	269	22.64	19	236	1	5	1		1		
Camden City W4 D7	Total	1098	304	27.69	28	264	1	2		1		2	
Camden City W4 D8	Total	1147	322	28.07	34	270	3	4	1		2	2	1
Camden City W4 D9	Total	1156	307	26.56	37	251	2	1	2	2	1	2	
Camden City W4 D10	Total	1125	280	24.89	27	234	2	7	2	1	2	2	2
Camden City Ward 4 Mail-In Ballot	Total	0	381	0.00	35	273	4	10	5	1	1	1	
Camden City Ward 4 Provisional	Total	0	200	0.00	10	167	1	5	1			1	
Camden City W4 Emergency Ballots	Total	0	0	0.00									
Camden City	TC-Election Day	42264	11116	26.30	618	9842	89	139	72	19	10	25	10
Camden City	TC-Emergency	42264	0	0.00									
Camden City	TC-Mail-In Ballot	42264	1912	4.52	129	1435	21	46	15	8	7	4	1
Camden City	TC-Provisional	42264	845	2.00	51	695	2	14	4	1		2	
Camden City	TC-Rejected Ballots	42264	0	0.00									
Camden City	Total	42264	13873	32.82	798	11972	112	199	91	28	17	31	11
Cherry Hill Dist 1	Total	1070	535	50.00	219	296	1	2	5	6		2	

US Senator

		Registered	Ballots Cast	Turnout (%)	Bob HUGIN	Robert MENENDEZ	Hank SCHROEDER	Natalie Lynn RIVERA	Madevyn R. HOFFMAN	Tricia FLANAGAN	Kevin KIMPLE	Murray SABRIN	Write-In
Cherry Hill Dist 2	Total	1201	447	37.22	154	273	2	5	4			5	1
Cherry Hill Dist 3	Total	1649	616	37.36	244	351	4	3	3	3	1	1	
Cherry Hill Dist 4	Total	1245	477	38.31	201	252	2	3	4	1	4	5	
Cherry Hill Dist 5	Total	1189	478	40.20	166	295	5	2	4	5			
Cherry Hill Dist 6	Total	924	367	39.72	161	190	4	2	4	1	2		
Cherry Hill Dist 7	Total	1097	478	43.57	165	296	2	3	3			3	1
Cherry Hill Dist 8	Total	1022	409	40.02	123	270	6	5	2			3	
Cherry Hill Dist 9	Total	1207	448	37.12	158	275	4	1	1	3	1	2	2
Cherry Hill Dist 10	Total	1426	584	40.95	243	322	4	1	1	2	1	3	
Cherry Hill Dist 11	Total	1268	586	46.21	240	312	3	4	3	3	4	7	2
Cherry Hill Dist 12	Total	1263	506	40.06	172	313	3	4	3	1	1	5	1
Cherry Hill Dist 13	Total	1040	487	46.83	239	231	4	3	4		1	3	
Cherry Hill Dist 14	Total	875	448	51.20	177	255	2		2	1		5	
Cherry Hill Dist 15	Total	1307	457	34.97	155	281	2	6	4			4	
Cherry Hill Dist 16	Total	815	302	37.06	100	195	1		2			2	1
Cherry Hill Dist 17	Total	1272	520	40.88	159	326	5	4	12	2	1	5	
Cherry Hill Dist 18	Total	913	355	38.88	142	197	1	2	6	1		3	
Cherry Hill Dist 19	Total	962	409	42.52	132	263	1	4	3	1		2	
Cherry Hill Dist 20	Total	1337	596	44.58	266	305	2	4	4	2	2	6	1
Cherry Hill Dist 21	Total	1456	524	35.99	199	295	2	7	10	2	3	3	
Cherry Hill Dist 22	Total	1108	511	46.12	211	284	4	2	2		1	4	1
Cherry Hill Dist 23	Total	1414	500	35.36	161	319	2	7	3	3		3	
Cherry Hill Dist 24	Total	1224	501	40.93	186	295	2	4	5			2	
Cherry Hill Dist 25	Total	1040	423	40.67	148	253	4	2	5	4	1	3	
Cherry Hill Dist 26	Total	1483	605	40.80	232	360	2	3	4			1	
Cherry Hill Dist 27	Total	1084	414	38.19	150	249	5	3	1		2		1
Cherry Hill Dist 28	Total	1324	493	37.24	144	328		5	5	2	2	3	
Cherry Hill Dist 29	Total	1444	629	43.56	246	355	7	3	3	1		10	1
Cherry Hill Dist 30	Total	738	301	40.79	77	209	2	2	4			1	1
Cherry Hill Dist 31	Total	1344	537	39.96	145	372	3	3		3		5	
Cherry Hill Dist 32	Total	761	245	32.19	81	158	1		1			1	
Cherry Hill Dist 33	Total	1269	569	44.84	222	335	1			3		4	1
Cherry Hill Dist 34	Total	1318	551	41.81	217	323			5	1	2	1	
Cherry Hill Dist 35	Total	1293	549	42.46	251	284	1	1	2	2	1	5	
Cherry Hill Dist 36	Total	1252	409	32.67	132	263	1		1	2		1	
Cherry Hill Dist 37	Total	1057	452	42.76	142	294	1	1	3		1	4	
Cherry Hill Dist 38	Total	877	356	40.59	96	246	4		2	1		3	1
Cherry Hill Dist 39	Total	1229	464	37.75	168	284		1	2			4	1
Cherry Hill Dist 40	Total	861	379	44.02	123	245	1	3	1	1		2	
Cherry Hill Dist 41	Total	930	336	36.13	130	190		5	2	1		6	
Cherry Hill Dist 42	Total	721	333	46.19	133	188	2	3				2	
Cherry Hill Dist 43	Total	1064	417	39.19	152	252	2		2	2		2	
Cherry Hill Dist 44	Total	1443	511	35.41	168	329	2	1		1		1	
Cherry Hill Dist 45	Total	1720	656	38.14	229	400	7	3	5			4	3
Cherry Hill Dist 46	Total	1099	345	31.39	143	187		1	1	2		2	
Cherry Hill Dist 47	Total	1030	404	39.22	124	273	1	1	3				
Cherry Hill Dist 48	Total	623	198	31.78	53	135	1	3	2		1	3	

US Senator

		Registered	Ballots Cast	Turnout (%)	Bob HUGIN	Robert MENENDEZ	Hank SCHROEDER	Natalie Lynn RIVERA	Madevyn R. HOFFMAN	Tricia FLANAGAN	Kevin KIMPLE	Murray SABRIN	Write-In
Cherry Hill Mail-In Ballot	Total	0	9098	0.00	2919	5574	49	63	72	33	16	63	12
Cherry Hill Provisional	Total	0	1060	0.00	342	630	3	5	6	5	1	6	3
Cherry Hill Emergency Ballots	Total	0	0	0.00									
Cherry Hill Twp	TC-Election Day	55288	22117	40.00	8079	13203	116	122	148	63	32	146	19
Cherry Hill Twp	TC-Emergency	55288	0	0.00									
Cherry Hill Twp	TC-Mail-In Ballot	55288	9098	16.46	2919	5574	49	63	72	33	16	63	12
Cherry Hill Twp	TC-Provisional	55288	1060	1.92	342	630	3	5	6	5	1	6	3
Cherry Hill Twp	TC-Rejected Ballots	55288	0	0.00									
Cherry Hill Twp	Total	55288	32275	58.38	11340	19407	168	190	226	101	49	215	34
Chesilhurst Dist 1	Total	1124	452	40.21	97	325	4	10	2	2		2	
Chesilhurst Mail-In Ballot	Total	0	130	0.00	41	72	3	3		2			
Chesilhurst Provisional	Total	0	10	0.00	1	8							
Chesilhurst Emergency Ballots	Total	0	0	0.00									
Chesilhurst Borough	TC-Election Day	1124	452	40.21	97	325	4	10	2	2		2	
Chesilhurst Borough	TC-Emergency	1124	0	0.00									
Chesilhurst Borough	TC-Mail-In Ballot	1124	130	11.57	41	72	3	3		2			
Chesilhurst Borough	TC-Provisional	1124	10	0.89	1	8							
Chesilhurst Borough	TC-Rejected Ballots	1124	0	0.00									
Chesilhurst Borough	Total	1124	592	52.67	139	405	7	13	2	4		2	
Clementon Dist 1	Total	1016	350	34.45	139	190	6	5	3		2	1	
Clementon Dist 2	Total	994	368	37.02	147	200	4	5	2	2	1	1	
Clementon Dist 3	Total	1253	456	36.39	175	260	2		2	2	2	6	
Clementon Mail-In Ballot	Total	0	319	0.00	127	157	2	5	3		1	7	
Clementon Provisional	Total	0	44	0.00	9	32			1	1			
Clementon Emergency Ballots	Total	0	0	0.00									
Clementon Borough	TC-Election Day	3263	1174	35.98	461	650	12	10	7	4	5	8	
Clementon Borough	TC-Emergency	3263	0	0.00									
Clementon Borough	TC-Mail-In Ballot	3263	319	9.78	127	157	2	5	3		1	7	
Clementon Borough	TC-Provisional	3263	44	1.35	9	32			1	1			
Clementon Borough	TC-Rejected Ballots	3263	0	0.00									
Clementon Borough	Total	3263	1537	47.10	597	839	14	15	11	5	6	15	
Collingswood Dist 1	Total	730	398	54.52	107	271	3	1	6		3	4	1
Collingswood Dist 2	Total	1067	572	53.61	140	403	3	2	5	3		9	2
Collingswood Dist 3	Total	598	287	47.99	66	202	1	4	10			2	
Collingswood Dist 4	Total	952	450	47.27	113	312		2	6	3	1	8	1
Collingswood Dist 5	Total	1098	373	33.97	53	284	3	7	8	1	4	3	1
Collingswood Dist 6	Total	719	417	58.00	129	250	3	4	9	2	1	13	

US Senator

		Registered	Ballots Cast	Turnout (%)	Bob HUGIN	Robert MENENDEZ	Hank SCHROEDER	Natalie Lynn RIVERA	Madevyn R. HOFFMAN	Tricia FLANAGAN	Kevin KIMPLE	Murray SABRIN	Write-In
Collingswood Dist 7	Total	994	521	52.41	126	364	6	3	8		4	2	
Collingswood Dist 8	Total	832	408	49.04	103	289	1	3	5			2	1
Collingswood Dist 9	Total	1327	613	46.19	144	443	2	6	8		1	3	
Collingswood Dist 10	Total	847	406	47.93	111	275	1		5	5	2	3	
Collingswood Dist 11	Total	959	473	49.32	106	350		4	5	1		3	1
Collingswood Dist 12	Total	669	351	52.47	75	264	1	2	3	1	1	1	
Collingswood Mail-In Ballot	Total	0	1294	0.00	288	879	6	16	31	8	3	12	1
Collingswood Provisional	Total	0	195	0.00	50	127	1	3	6			3	
Collingswood Emergency Ballots	Total	0	0	0.00									
Collingswood Borough	TC-Election Day	10792	5269	48.82	1273	3707	24	38	78	16	17	53	7
Collingswood Borough	TC-Emergency	10792	0	0.00									
Collingswood Borough	TC-Mail-In Ballot	10792	1294	11.99	288	879	6	16	31	8	3	12	1
Collingswood Borough	TC-Provisional	10792	195	1.81	50	127	1	3	6			3	
Collingswood Borough	TC-Rejected Ballots	10792	0	0.00									
Collingswood Borough	Total	10792	6758	62.62	1611	4713	31	57	115	24	20	68	8
Gibbsboro Dist 1	Total	944	422	44.70	202	192	5	5	2	1	1	1	
Gibbsboro Dist 2	Total	783	363	46.36	175	168	5	2	4	3		1	
Gibbsboro Mail-In Ballot	Total	0	214	0.00	98	96	1	3	1	4	1	1	
Gibbsboro Provisional	Total	0	26	0.00	14	11							
Gibbsboro Emergency Ballots	Total	0	0	0.00									
Gibbsboro Borough	TC-Election Day	1727	785	45.45	377	360	10	7	6	4	1	2	
Gibbsboro Borough	TC-Emergency	1727	0	0.00									
Gibbsboro Borough	TC-Mail-In Ballot	1727	214	12.39	98	96	1	3	1	4	1	1	
Gibbsboro Borough	TC-Provisional	1727	26	1.51	14	11							
Gibbsboro Borough	TC-Rejected Ballots	1727	0	0.00									
Gibbsboro Borough	Total	1727	1025	59.35	489	467	11	10	7	8	2	3	
Gloucester City W1 D1	Total	812	206	25.37	77	111	3	3				1	
Gloucester City W1 D2	Total	719	292	40.61	108	146	5	3	5	2		9	1
Gloucester City W1 D3	Total	660	276	41.82	146	106	2	2	5	3		2	1
Gloucester City Ward 1 Mail-In Ballot	Total	0	155	0.00	69	65	1		6	2			
Gloucester City Ward 1 Provisional	Total	0	28	0.00	9	14	1	1					
Gloucester City W1 Emergency Ballots	Total	0	0	0.00									
Gloucester City W2 D1	Total	720	221	30.69	67	137	3	1	3	2			
Gloucester City W2 D2	Total	855	324	37.89	151	143	4	7	3	2		4	2
Gloucester City W2 D3	Total	941	397	42.19	192	186		1	2	3	1	1	
Gloucester City Ward 2 Mail-In Ballot	Total	0	280	0.00	103	142	1	3	5		2		1
Gloucester City Ward 2 Provisional	Total	0	24	0.00	10	13							

US Senator

		Registered	Ballots Cast	Turnout (%)	Bob HUGIN	Robert MENENDEZ	Hank SCHROEDER	Natalie Lynn RIVERA	Madevyn R. HOFFMAN	Tricia FLANAGAN	Kevin KIMPLE	Murray SABRIN	Write-In
Gloucester City W2 Emergency Ballots	Total	0	0	0.00									
Gloucester City W3 D1	Total	1034	315	30.46	107	183	3	2	5	1		3	
Gloucester City W3 D2	Total	1021	344	33.69	168	152	1	3	6	2			
Gloucester City Ward 3 Mail- In Ballot	Total	0	191	0.00	87	84	3	3	1			1	
Gloucester City Ward 3 Provisional	Total	0	29	0.00	17	11				1			
Gloucester City W3 Emergency Ballots	Total	0	0	0.00									
Gloucester City	TC-Election Day	6762	2375	35.12	1016	1164	21	22	29	15	1	20	4
Gloucester City	TC-Emergency	6762	0	0.00									
Gloucester City	TC-Mail-In Ballot	6762	626	9.26	259	291	5	6	12	2	2	1	1
Gloucester City	TC-Provisional	6762	81	1.20	36	38	1	1		1			
Gloucester City	TC-Rejected Ballots	6762	0	0.00									
Gloucester City	Total	6762	3082	45.58	1311	1493	27	29	41	18	3	21	5
Gloucester Twp Dist 1	Total	691	299	43.27	161	116	4	3	7	2	3	2	
Gloucester Twp Dist 2	Total	748	304	40.64	147	135	7	1	4	2	2	2	
Gloucester Twp Dist 3	Total	836	306	36.60	149	145		2	2			5	
Gloucester Twp Dist 4	Total	1067	493	46.20	251	224	2	2	4	1	1	2	
Gloucester Twp Dist 5	Total	1276	446	34.95	184	240	1	3	3	1	1	3	
Gloucester Twp Dist 6	Total	1419	431	30.37	193	221	3	1	1			4	
Gloucester Twp Dist 7	Total	1068	455	42.60	244	187	4	5	4	1	1	4	
Gloucester Twp Dist 8	Total	1167	418	35.82	101	296	1	7	1	2		1	
Gloucester Twp Dist 9	Total	1296	540	41.67	259	258	4	5	1		1	3	
Gloucester Twp Dist 10	Total	919	335	36.45	194	126	2	3	3	1		2	
Gloucester Twp Dist 11	Total	1038	432	41.62	208	203	3	5	4	1		2	
Gloucester Twp Dist 12	Total	1198	534	44.57	252	260		1	1	7	1	3	
Gloucester Twp Dist 13	Total	1584	475	29.99	167	283	3	6	2	2	3	2	
Gloucester Twp Dist 14	Total	1220	467	38.28	101	343	2	6	7	2	2	2	
Gloucester Twp Dist 15	Total	1253	545	43.50	282	245	2	3	2	2	1	2	1
Gloucester Twp Dist 16	Total	1141	474	41.54	232	227	2	2	3	3		1	
Gloucester Twp Dist 17	Total	2212	706	31.92	196	481	2	6	6	4	2	3	
Gloucester Twp Dist 18	Total	1458	578	39.64	167	390	6	5	1		1	1	1
Gloucester Twp Dist 19	Total	1393	572	41.06	227	330	3	1	2	3	3		1
Gloucester Twp Dist 20	Total	1223	501	40.96	206	279	2	4	2	2		1	
Gloucester Twp Dist 21	Total	741	252	34.01	129	116	1	2	1				
Gloucester Twp Dist 22	Total	889	328	36.90	154	160	2	5	1	2			
Gloucester Twp Dist 23	Total	1278	530	41.47	101	411		4	4	4			
Gloucester Twp Dist 24	Total	1216	473	38.90	220	239		4	2	1		3	1
Gloucester Twp Dist 25	Total	1169	479	40.98	267	200	2	1	2	3		1	
Gloucester Twp Dist 26	Total	932	396	42.49	204	181	4		2		1	2	
Gloucester Twp Dist 27	Total	1001	410	40.96	200	191	2	2	3	1	1	3	1
Gloucester Twp Dist 28	Total	1244	391	31.43	107	265	2	6	1	2		2	1
Gloucester Twp Dist 29	Total	1369	569	41.56	246	309	1	1	4	1		1	

US Senator

		Registered	Ballots Cast	Turnout (%)	Bob HUGIN	Robert MENENDEZ	Hank SCHROEDER	Natalie Lynn RIVERA	Madevyn R. HOFFMAN	Tricia FLANAGAN	Kevin KIMPLE	Murray SABRIN	Write-In
Gloucester Twp Dist 30	Total	1363	498	36.54	234	247	2	4	2		3	1	1
Gloucester Twp Dist 31	Total	895	361	40.34	146	197	2	3	3	3		3	
Gloucester Twp Dist 32	Total	1283	464	36.17	166	271	5	3	1	3	3	5	
Gloucester Twp Dist 33	Total	1310	517	39.47	110	390		4	2	2		1	
Gloucester Twp Dist 34	Total	884	324	36.65	111	202	5	2		1		1	
Gloucester Twp Dist 35	Total	1508	618	40.98	224	370	3	4	5			4	1
Gloucester Twp Dist 36	Total	976	421	43.14	153	258	1	1		4		3	
Gloucester Twp Dist 37	Total	529	173	32.70	20	145	1	4	1				
Gloucester Twp Dist 38	Total	601	243	40.43	74	160		3				2	
Gloucester Twp Dist 39	Total	587	210	35.78	91	115	2		1			1	
Gloucester Twp Dist 40	Total	1141	388	34.01	151	217	3	2	4	1	1	1	
Gloucester Twp Mail-In Ballot	Total	0	5406	0.00	2266	2715	34	65	49	32	7	26	3
Gloucester Twp Provisional	Total	0	964	0.00	369	521	2	7	6	1	3	3	
Gloucester Twp Emergency Ballots	Total	0	0	0.00									
Gloucester Twp	TC-Election Day	45123	17356	38.46	7029	9633	91	126	99	64	31	79	8
Gloucester Twp	TC-Emergency	45123	0	0.00									
Gloucester Twp	TC-Mail-In Ballot	45123	5406	11.98	2266	2715	34	65	49	32	7	26	3
Gloucester Twp	TC-Provisional	45123	964	2.14	369	521	2	7	6	1	3	3	
Gloucester Twp	TC-Rejected Ballots	45123	0	0.00									
Gloucester Twp	Total	45123	23726	52.58	9664	12869	127	198	154	97	41	108	11
Haddon Twp Dist 1	Total	942	473	50.21	181	269	4		8	1	1	3	2
Haddon Twp Dist 2	Total	724	319	44.06	103	201	2	3	2	2	1	1	
Haddon Twp Dist 3	Total	1105	575	52.04	228	321	3	2	4	2	3	5	
Haddon Twp Dist 4	Total	684	343	50.15	124	200	3	1	2	2	1	5	
Haddon Twp Dist 5	Total	501	248	49.50	72	170	1		2			2	
Haddon Twp Dist 6	Total	702	319	45.44	147	156	3	3	1			3	
Haddon Twp Dist 7	Total	663	375	56.56	123	236	2	1	2	1		6	2
Haddon Twp Dist 8	Total	949	397	41.83	133	244	3	1	4	3	1	6	2
Haddon Twp Dist 9	Total	617	305	49.43	106	185		1	3	2		3	
Haddon Twp Dist 10	Total	678	316	46.61	119	182	1		5	2	1	2	
Haddon Twp Dist 11	Total	911	495	54.34	170	305	3	2	5	2	2	2	1
Haddon Twp Dist 12	Total	1342	721	53.73	302	385	3	6	5	3	2	1	2
Haddon Twp Dist 13	Total	695	359	51.65	135	198		2	8	2	1	9	1
Haddon Twp Dist 14	Total	700	331	47.29	125	186		1	4	5	2	4	
Haddon Twp Dist 15	Total	682	326	47.80	117	195	2	1	5	1		2	
Haddon Twp Mail-In Ballot	Total	0	1511	0.00	527	881	5	6	15	11	7	10	2
Haddon Twp Provisional	Total	0	215	0.00	72	124	1	4	6		1	1	
Haddon Twp Emergency Ballots	Total	0	0	0.00									
Haddon Twp	TC-Election Day	11895	5902	49.62	2185	3433	30	24	60	28	15	54	10
Haddon Twp	TC-Emergency	11895	0	0.00									
Haddon Twp	TC-Mail-In Ballot	11895	1511	12.70	527	881	5	6	15	11	7	10	2
Haddon Twp	TC-Provisional	11895	215	1.81	72	124	1	4	6		1	1	

US Senator

		Registered	Ballots Cast	Turnout (%)	Bob HUGIN	Robert MENENDEZ	Hank SCHROEDER	Natalie Lynn RIVERA	Madevyn R. HOFFMAN	Tricia FLANAGAN	Kevin KIMPLE	Murray SABRIN	Write-In
Haddon Twp	TC-Rejected Ballots	11895	0	0.00									
Haddon Twp	Total	11895	7628	64.13	2784	4438	36	34	81	39	23	65	12
Haddonfield Dist 1	Total	1204	435	36.13	173	248	2	3	5			3	
Haddonfield Dist 2	Total	1380	565	40.94	187	353	2	4	10	2	1	4	
Haddonfield Dist 3	Total	985	411	41.73	126	267	4	2	3	1		1	
Haddonfield Dist 4	Total	782	281	35.93	161	107		1	2	3		1	1
Haddonfield Dist 5	Total	692	240	34.68	141	89			1	3	1	3	
Haddonfield Dist 6	Total	984	432	43.90	190	223		1	6			2	2
Haddonfield Dist 7	Total	959	382	39.83	133	237		1	6			2	
Haddonfield Dist 8	Total	1018	453	44.50	154	280	1	3	3	2	1	2	
Haddonfield Dist 9	Total	1130	489	43.27	177	292	2	3	4	2	1	4	
Haddonfield Dist 10	Total	828	340	41.06	135	196	1	1	3		1		1
Haddonfield Mail-In Ballot	Total	0	2141	0.00	717	1322	6	5	21	3	3	9	1
Haddonfield Provisional	Total	0	279	0.00	105	160	2		5	1		1	
Haddonfield Emergency Ballots	Total	0	0	0.00									
Haddonfield Borough	TC-Election Day	9962	4028	40.43	1577	2292	12	19	43	13	5	22	4
Haddonfield Borough	TC-Emergency	9962	0	0.00									
Haddonfield Borough	TC-Mail-In Ballot	9962	2141	21.49	717	1322	6	5	21	3	3	9	1
Haddonfield Borough	TC-Provisional	9962	279	2.80	105	160	2		5	1		1	
Haddonfield Borough	TC-Rejected Ballots	9962	0	0.00									
Haddonfield Borough	Total	9962	6448	64.73	2399	3774	20	24	69	17	8	32	5
Haddon Heights Dist 1	Total	760	367	48.29	159	186	4	1	3		1	8	
Haddon Heights Dist 2	Total	693	310	44.73	104	193	2	2	2	2		1	
Haddon Heights Dist 3	Total	1081	542	50.14	236	271	7	9	9	1	1	3	
Haddon Heights Dist 4	Total	648	254	39.20	122	121	2		2		1	2	
Haddon Heights Dist 5	Total	963	495	51.40	189	283	3		6			6	
Haddon Heights Dist 6	Total	978	479	48.98	203	264	1	3	4		1	1	
Haddon Heights Dist 7	Total	987	466	47.21	211	234	2	2	2	4		3	
Haddon Heights Mail-In Ballot	Total	0	1039	0.00	373	576	1	6	15	3		14	
Haddon Heights Provisional	Total	0	127	0.00	54	66			1		1	1	
Haddon Heights Emergency Ballots	Total	0	0	0.00									
Haddon Heights Borough	TC-Election Day	6110	2913	47.68	1224	1552	21	17	28	7	4	24	
Haddon Heights Borough	TC-Emergency	6110	0	0.00									
Haddon Heights Borough	TC-Mail-In Ballot	6110	1039	17.00	373	576	1	6	15	3		14	
Haddon Heights Borough	TC-Provisional	6110	127	2.08	54	66			1		1	1	
Haddon Heights Borough	TC-Rejected Ballots	6110	0	0.00									
Haddon Heights Borough	Total	6110	4079	66.76	1651	2194	22	23	44	10	5	39	

US Senator

		Registered	Ballots Cast	Turnout (%)	Bob HUGIN	Robert MENENDEZ	Hank SCHROEDER	Natalie Lynn RIVERA	Madevyn R. HOFFMAN	Tricia FLANAGAN	Kevin KIMPLE	Murray SABRIN	Write-In
Hi-Nella Dist 1	Total	622	236	37.94	86	132	3		11			2	
Hi Nella Mail-In Ballot	Total	0	40	0.00	13	19		2	1	1			
Hi Nella Provisional	Total	0	10	0.00	2	7			1				
Hi Nella Emergency Ballots	Total	0	0	0.00									
Hi-Nella Borough	TC-Election Day	622	236	37.94	86	132	3		11			2	
Hi-Nella Borough	TC-Emergency	622	0	0.00									
Hi-Nella Borough	TC-Mail-In Ballot	622	40	6.43	13	19		2	1	1			
Hi-Nella Borough	TC-Provisional	622	10	1.61	2	7			1				
Hi-Nella Borough	TC-Rejected Ballots	622	0	0.00									
Hi-Nella Borough	Total	622	286	45.98	101	158	3	2	13	1		2	
Laurel Springs Dist 1	Total	689	323	46.88	117	184	4	4	1	3	1	6	
Laurel Springs Dist 2	Total	761	375	49.28	176	184	3	2	2	1	2	1	
Laurel Springs Mail-In Ballot	Total	0	155	0.00	58	82	2	3		1		1	
Laurel Springs Provisional	Total	0	24	0.00	8	14						1	
Laurel Springs Emergency Ballots	Total	0	0	0.00									
Laurel Springs Borough	TC-Election Day	1450	698	48.14	293	368	7	6	3	4	3	7	
Laurel Springs Borough	TC-Emergency	1450	0	0.00									
Laurel Springs Borough	TC-Mail-In Ballot	1450	155	10.69	58	82	2	3		1		1	
Laurel Springs Borough	TC-Provisional	1450	24	1.66	8	14						1	
Laurel Springs Borough	TC-Rejected Ballots	1450	0	0.00									
Laurel Springs Borough	Total	1450	877	60.48	359	464	9	9	3	5	3	9	
Lawnside Dist 1	Total	1136	577	50.79	22	496	5	5	6	2	1	1	1
Lawnside Dist 2	Total	1192	576	48.32	24	496	10	6	4	1		1	1
Lawnside Mail-In Ballot	Total	0	201	0.00	12	155	2	11	3			1	
Lawnside Provisional	Total	0	30	0.00	2	22							1
Lawnside Emergency Ballots	Total	0	0	0.00									
Lawnside Borough	TC-Election Day	2328	1153	49.53	46	992	15	11	10	3	1	2	2
Lawnside Borough	TC-Emergency	2328	0	0.00									
Lawnside Borough	TC-Mail-In Ballot	2328	201	8.63	12	155	2	11	3			1	
Lawnside Borough	TC-Provisional	2328	30	1.29	2	22							1
Lawnside Borough	TC-Rejected Ballots	2328	0	0.00									
Lawnside Borough	Total	2328	1384	59.45	60	1169	17	22	13	3	1	3	3
Lindenwold Dist 1	Total	1307	433	33.13	156	253	4	1	4	2		7	1
Lindenwold Dist 2	Total	1152	431	37.41	116	296	2	6	6	1	1	1	1
Lindenwold Dist 3	Total	925	380	41.08	93	259	4	6	6	2		3	1
Lindenwold Dist 4	Total	1457	510	35.00	117	375	3	1	5			2	
Lindenwold Dist 5	Total	1283	366	28.53	45	313		2	1			1	

US Senator

		Registered	Ballots Cast	Turnout (%)	Bob HUGIN	Robert MENENDEZ	Hank SCHROEDER	Natalie Lynn RIVERA	Madevyn R. HOFFMAN	Tricia FLANAGAN	Kevin KIMPLE	Murray SABRIN	Write-In
Lindenwold Dist 6	Total	1269	441	34.75	45	378	3	7	2			2	1
Lindenwold Dist 7	Total	855	243	28.42	25	207		4	2	1			
Lindenwold Dist 8	Total	1364	437	32.04	70	346	4	8	1	3		3	
Lindenwold Dist 9	Total	670	255	38.06	55	183	1	7				3	1
Lindenwold Mail-In Ballot	Total	0	900	0.00	241	548	12	22	7	4	2	2	2
Lindenwold Provisional	Total	0	178	0.00	31	125		4	5	1			
Lindenwold Emergency Ballots	Total	0	0	0.00									
Lindenwold Borough	TC-Election Day	10282	3496	34.00	722	2610	21	42	27	9	1	22	5
Lindenwold Borough	TC-Emergency	10282	0	0.00									
Lindenwold Borough	TC-Mail-In Ballot	10282	900	8.75	241	548	12	22	7	4	2	2	2
Lindenwold Borough	TC-Provisional	10282	178	1.73	31	125		4	5	1			
Lindenwold Borough	TC-Rejected Ballots	10282	0	0.00									
Lindenwold Borough	Total	10282	4574	44.49	994	3283	33	68	39	14	3	24	7
Magnolia Dist 1	Total	837	340	40.62	95	227	1	9	4		1		
Magnolia Dist 2	Total	662	284	42.90	101	173	2	3		1	1	2	
Magnolia Dist 3	Total	791	313	39.57	120	178	3	3	2			3	
Magnolia Dist 4	Total	815	368	45.15	140	206	2	5	4				
Magnolia Mail-In Ballot	Total	0	284	0.00	100	152	2	5	5	3		2	
Magnolia Provisional	Total	0	55	0.00	23	30			1				
Magnolia Emergency Ballots	Total	0	0	0.00									
Magnolia Borough	TC-Election Day	3105	1305	42.03	456	784	8	20	10	1	2	5	
Magnolia Borough	TC-Emergency	3105	0	0.00									
Magnolia Borough	TC-Mail-In Ballot	3105	284	9.15	100	152	2	5	5	3		2	
Magnolia Borough	TC-Provisional	3105	55	1.77	23	30			1				
Magnolia Borough	TC-Rejected Ballots	3105	0	0.00									
Magnolia Borough	Total	3105	1644	52.95	579	966	10	25	16	4	2	7	
Merchantville Dist 1	Total	1208	571	47.27	212	321	4	5	5	3	2	7	
Merchantville Dist 2	Total	770	358	46.49	120	218	3	2	2	2	1	5	
Merchantville Dist 3	Total	818	302	36.92	107	180	1	3	2	1	1	3	
Merchantville Mail-In Ballot	Total	0	273	0.00	69	187		6	4				
Merchantville Provisional	Total	0	43	0.00	9	30			1				
Merchantville Emergency Ballots	Total	0	0	0.00									
Merchantville Borough	TC-Election Day	2796	1231	44.03	439	719	8	10	9	6	4	15	
Merchantville Borough	TC-Emergency	2796	0	0.00									
Merchantville Borough	TC-Mail-In Ballot	2796	273	9.76	69	187		6	4				
Merchantville Borough	TC-Provisional	2796	43	1.54	9	30			1				
Merchantville Borough	TC-Rejected Ballots	2796	0	0.00									
Merchantville Borough	Total	2796	1547	55.33	517	936	8	16	14	6	4	15	

US Senator

		Registered	Ballots Cast	Turnout (%)	Bob HUGIN	Robert MENENDEZ	Hank SCHROEDER	Natalie Lynn RIVERA	Madevyn R. HOFFMAN	Tricia FLANAGAN	Kevin KIMPLE	Murray SABRIN	Write-In
Mt Ephraim Dist 1	Total	791	359	45.39	156	178	2	6	7	2	1	1	1
Mt Ephraim Dist 2	Total	903	432	47.84	195	209	7	4	4	3		2	
Mt Ephraim Dist 3	Total	872	367	42.09	193	144	5	3	2	6		2	
Mt Ephraim Dist 4	Total	839	336	40.05	163	142	4	2	3	2	2	4	
Mt. Ephraim Mail-In Ballot	Total	0	361	0.00	160	172	1	1	2	2			1
Mt. Ephraim Provisional	Total	0	30	0.00	15	12	1				1	1	
Mt. Ephraim Emergency Ballots	Total	0	0	0.00									
Mount Ephraim Borough	TC-Election Day	3405	1494	43.88	707	673	18	15	16	13	3	9	1
Mount Ephraim Borough	TC-Emergency	3405	0	0.00									
Mount Ephraim Borough	TC-Mail-In Ballot	3405	361	10.60	160	172	1	1	2	2			1
Mount Ephraim Borough	TC-Provisional	3405	30	0.88	15	12	1				1	1	
Mount Ephraim Borough	TC-Rejected Ballots	3405	0	0.00									
Mount Ephraim Borough	Total	3405	1885	55.36	882	857	20	16	18	15	4	10	2
Oaklyn Dist 1	Total	687	340	49.49	105	214	3		9	1	1	3	
Oaklyn Dist 2	Total	853	360	42.20	109	230	4	2	10	1		3	
Oaklyn Dist 3	Total	765	344	44.97	151	166	2	4	6	3	1	4	2
Oaklyn Dist 4	Total	719	371	51.60	141	212	1	1	4	2		5	
Oaklyn Mail-In Ballot	Total	0	236	0.00	86	130	2	2	3			2	
Oaklyn Provisional	Total	0	60	0.00	23	34							
Oaklyn Emergency Ballots	Total	0	0	0.00									
Oaklyn Borough	TC-Election Day	3024	1415	46.79	506	822	10	7	29	7	2	15	2
Oaklyn Borough	TC-Emergency	3024	0	0.00									
Oaklyn Borough	TC-Mail-In Ballot	3024	236	7.80	86	130	2	2	3			2	
Oaklyn Borough	TC-Provisional	3024	60	1.98	23	34							
Oaklyn Borough	TC-Rejected Ballots	3024	0	0.00									
Oaklyn Borough	Total	3024	1711	56.58	615	986	12	9	32	7	2	17	2
Pennsauken Dist 1	Total	1086	421	38.77	68	334	1	6	3	1		1	
Pennsauken Dist 2	Total	1521	622	40.89	55	528	7	10	4		1	5	
Pennsauken Dist 3	Total	1050	453	43.14	145	288	3	3	4			1	
Pennsauken Dist 4	Total	1470	552	37.55	88	427	2	10	4	2	3	4	
Pennsauken Dist 5	Total	776	371	47.81	125	233		1	1	5	2	1	
Pennsauken Dist 6	Total	1070	471	44.02	155	295	3	3	2	1	1	3	
Pennsauken Dist 7	Total	1303	478	36.68	97	357	4	2	5		1	3	
Pennsauken Dist 8	Total	930	389	41.83	92	281	4	5	2	1		2	
Pennsauken Dist 9	Total	958	293	30.58	73	206	4	1	2			3	
Pennsauken Dist 10	Total	886	405	45.71	110	277		5	2	4		3	
Pennsauken Dist 11	Total	1019	470	46.12	146	301	7	2	2	1	1	2	
Pennsauken Dist 12	Total	853	352	41.27	60	273	2	7	4			1	

US Senator

		Registered	Ballots Cast	Turnout (%)	Bob HUGIN	Robert MENENDEZ	Hank SCHROEDER	Natalie Lynn RIVERA	Madevyn R. HOFFMAN	Tricia FLANAGAN	Kevin KIMPLE	Murray SABRIN	Write-In
Pennsauken Dist 13	Total	842	364	43.23	114	224	6	4	3	7	1		
Pennsauken Dist 14	Total	1057	461	43.61	69	371	2	2	1		2	3	2
Pennsauken Dist 15	Total	1291	468	36.25	74	380	1	3	1	2			
Pennsauken Dist 16	Total	795	273	34.34	19	238		3	2	3			
Pennsauken Dist 17	Total	1370	512	37.37	123	371	1	6	3		1	1	
Pennsauken Dist 18	Total	1304	554	42.48	172	346	5	13	5	2		4	
Pennsauken Dist 19	Total	662	267	40.33	62	189	1	2	1	2	1	1	
Pennsauken Dist 20	Total	809	330	40.79	26	290	3	4		3		1	
Pennsauken Dist 21	Total	727	280	38.51	68	194	3	4	3	3		1	
Pennsauken Dist 22	Total	806	357	44.29	90	243	5	2	5	2	1	3	1
Pennsauken Dist 23	Total	812	367	45.20	102	252	1	3	1	1	1	1	
Pennsauken Dist 24	Total	671	211	31.45	19	187		2		1		2	
Pennsauken Mail-In Ballot	Total	0	1966	0.00	545	1176	11	43	18	17	6	12	1
Pennsauken Provisional	Total	0	362	0.00	79	228	2	6	3	1	1		1
Pennsauken Emergency Ballots	Total	0	0	0.00									
Pennsauken Twp	TC-Election Day	24068	9721	40.39	2152	7085	65	103	60	41	16	46	3
Pennsauken Twp	TC-Emergency	24068	0	0.00									
Pennsauken Twp	TC-Mail-In Ballot	24068	1966	8.17	545	1176	11	43	18	17	6	12	1
Pennsauken Twp	TC-Provisional	24068	362	1.50	79	228	2	6	3	1	1		1
Pennsauken Twp	TC-Rejected Ballots	24068	0	0.00									
Pennsauken Twp	Total	24068	12049	50.06	2776	8489	78	152	81	59	23	58	5
Pine Hill Dist 1	Total	1007	394	39.13	97	279	1	5	3	1		2	1
Pine Hill Dist 2	Total	1163	449	38.61	183	244	7	6	3	2	4		
Pine Hill Dist 3	Total	1226	489	39.89	171	302	6				1	5	
Pine Hill Dist 4	Total	1299	429	33.03	61	345	1	11	3	1		4	1
Pine Hill Dist 5	Total	1279	486	38.00	205	259	4	4	4	1	1	2	
Pine Hill Dist 6	Total	966	257	26.60	45	193	2	6	2	2			
Pine Hill Mail-In Ballot	Total	0	639	0.00	231	337	5	10	8	2	3	7	
Pine Hill Provisional	Total	0	100	0.00	17	77	2	1		1			
Pine Hill Emergency Ballots	Total	0	0	0.00									
Pine Hill Borough	TC-Election Day	6940	2504	36.08	762	1622	21	32	15	7	6	13	2
Pine Hill Borough	TC-Emergency	6940	0	0.00									
Pine Hill Borough	TC-Mail-In Ballot	6940	639	9.21	231	337	5	10	8	2	3	7	
Pine Hill Borough	TC-Provisional	6940	100	1.44	17	77	2	1		1			
Pine Hill Borough	TC-Rejected Ballots	6940	0	0.00									
Pine Hill Borough	Total	6940	3243	46.73	1010	2036	28	43	23	10	9	20	2
Pine Valley Dist 1	Total	14	0	0.00									
Pine Valley Mail-In Ballot	Total	0	13	0.00	11	2							
Pine Valley Provisional	Total	0	0	0.00									

US Senator

		Registered	Ballots Cast	Turnout (%)	Bob HUGIN	Robert MENENDEZ	Hank SCHROEDER	Natalie Lynn RIVERA	Madevyn R. HOFFMAN	Tricia FLANAGAN	Kevin KIMPLE	Murray SABRIN	Write-In
Pine Valley Emergency Ballots	Total	0	0	0.00									
Pine Valley Borough	TC-Election Day	14	0	0.00									
Pine Valley Borough	TC-Emergency	14	0	0.00									
Pine Valley Borough	TC-Mail-In Ballot	14	13	92.86	11	2							
Pine Valley Borough	TC-Provisional	14	0	0.00									
Pine Valley Borough	TC-Rejected Ballots	14	0	0.00									
Pine Valley Borough	Total	14	13	92.86	11	2							
Runnemede Dist 1	Total	741	265	35.76	96	144	3	5	7	1	3	2	
Runnemede Dist 2	Total	1036	364	35.14	163	185	4	2	3			2	
Runnemede Dist 3	Total	737	259	35.14	117	124	2	3	4		2	5	
Runnemede Dist 4	Total	885	360	40.68	145	189	4	3	3			1	2
Runnemede Dist 5	Total	1369	487	35.57	196	261	4	4	4	1	1	6	
Runnemede Dist 6	Total	1104	444	40.22	207	205	2		2	4	2	6	
Runnemede Mail-In Ballot	Total	0	665	0.00	277	305	8	10	7	8		7	1
Runnemede Provisional	Total	0	70	0.00	23	43							
Runnemede Emergency Ballots	Total	0	0	0.00									
Runnemede Borough	TC-Election Day	5872	2179	37.11	924	1108	19	17	23	6	8	22	2
Runnemede Borough	TC-Emergency	5872	0	0.00									
Runnemede Borough	TC-Mail-In Ballot	5872	665	11.32	277	305	8	10	7	8		7	1
Runnemede Borough	TC-Provisional	5872	70	1.19	23	43							
Runnemede Borough	TC-Rejected Ballots	5872	0	0.00									
Runnemede Borough	Total	5872	2914	49.63	1224	1456	27	27	30	14	8	29	3
Somerdale Dist 1	Total	1483	589	39.72	215	342	5	6	6	4	1	4	
Somerdale Dist 2	Total	797	322	40.40	111	183	2	9	3	2		3	1
Somerdale Dist 3	Total	782	332	42.46	77	245		2	1	1			
Somerdale Dist 4	Total	856	351	41.00	102	217	2	5	3	1		7	
Somerdale Mail-In Ballot	Total	0	366	0.00	115	207	4	8	3	5		1	
Somerdale Provisional	Total	0	45	0.00	6	35	1						
Somerdale Emergency Ballots	Total	0	0	0.00									
Somerdale Borough	TC-Election Day	3918	1594	40.68	505	987	9	22	13	8	1	14	1
Somerdale Borough	TC-Emergency	3918	0	0.00									
Somerdale Borough	TC-Mail-In Ballot	3918	366	9.34	115	207	4	8	3	5		1	
Somerdale Borough	TC-Provisional	3918	45	1.15	6	35	1						
Somerdale Borough	TC-Rejected Ballots	3918	0	0.00									
Somerdale Borough	Total	3918	2005	51.17	626	1229	14	30	16	13	1	15	1
Stratford Dist 1	Total	594	281	47.31	133	131	4	2		1		2	

US Senator

		Registered	Ballots Cast	Turnout (%)	Bob HUGIN	Robert MENENDEZ	Hank SCHROEDER	Natalie Lynn RIVERA	Madevyn R. HOFFMAN	Tricia FLANAGAN	Kevin KIMPLE	Murray SABRIN	Write-In
Stratford Dist 2	Total	879	363	41.30	183	155	2	3	7	1	1	5	1
Stratford Dist 3	Total	852	369	43.31	148	193	2	7	7	3		3	
Stratford Dist 4	Total	1034	428	41.39	215	200		3	3	2	1		
Stratford Dist 5	Total	687	230	33.48	56	160		2	3			3	
Stratford Dist 6	Total	838	357	42.60	151	186		1	3	1		4	
Stratford Mail-In Ballot	Total	0	588	0.00	257	281	5	7	7	1	4	3	1
Stratford Provisional	Total	0	108	0.00	42	63						1	
Stratford Emergency Ballots	Total	0	0	0.00									
Stratford Borough	TC-Election Day	4884	2023	41.42	886	1020	8	18	23	8	2	17	1
Stratford Borough	TC-Emergency	4884	0	0.00									
Stratford Borough	TC-Mail-In Ballot	4884	593	12.14	257	286	5	7	7	1	4	3	1
Stratford Borough	TC-Provisional	4884	108	2.21	42	63						1	
Stratford Borough	TC-Rejected Ballots	4884	0	0.00									
Stratford Borough	Total	4884	2724	55.77	1185	1369	13	25	30	9	6	21	2
Tavistock Dist 1	Total	9	0	0.00									
Tavistock Mail-In Ballot	Total	0	4	0.00	3	1							
Tavistock Provisional	Total	0	0	0.00									
Tavistock Emergency Ballots	Total	0	0	0.00									
Tavistock Borough	TC-Election Day	9	0	0.00									
Tavistock Borough	TC-Emergency	9	0	0.00									
Tavistock Borough	TC-Mail-In Ballot	9	4	44.44	3	1							
Tavistock Borough	TC-Provisional	9	0	0.00									
Tavistock Borough	TC-Rejected Ballots	9	0	0.00									
Tavistock Borough	Total	9	4	44.44	3	1							
Voorhees Dist 1	Total	1453	583	40.12	207	340	4	6	9	2	1	5	
Voorhees Dist 2	Total	1328	572	43.07	247	305	3	2	2	3		2	
Voorhees Dist 3	Total	1294	536	41.42	203	318		5	3			4	
Voorhees Dist 4	Total	1235	322	26.07	83	215	4	8	2	1		1	
Voorhees Dist 5	Total	1362	495	36.34	120	353	1	4	4	1		7	
Voorhees Dist 6	Total	1350	548	40.59	247	286	4	1	4	2			1
Voorhees Dist 7	Total	772	333	43.13	136	191			1	2			1
Voorhees Dist 8	Total	1627	643	39.52	204	423	1	2	2	2	1		
Voorhees Dist 9	Total	1387	572	41.24	260	291	4	4	4	2	1	2	
Voorhees Dist 10	Total	1033	417	40.37	167	231	3	4				4	1
Voorhees Dist 11	Total	1041	430	41.31	196	211	6	1	5		1	3	
Voorhees Dist 12	Total	1010	366	36.24	162	195	1	2	3		1	1	
Voorhees Dist 13	Total	1365	560	41.03	199	333	3	6	2	1	2	3	
Voorhees Dist 14	Total	902	375	41.57	129	227	1	2	7	2		3	
Voorhees Dist 15	Total	1241	497	40.05	197	289	1	3	1			2	1
Voorhees Dist 16	Total	864	366	42.36	167	193	1					1	
Voorhees Dist 17	Total	745	313	42.01	122	183	3	1	1				

US Senator

		Registered	Ballots Cast	Turnout (%)	Bob HUGIN	Robert MENENDEZ	Hank SCHROEDER	Natalie Lynn RIVERA	Madevyn R. HOFFMAN	Tricia FLANAGAN	Kevin KIMPLE	Murray SABRIN	Write-In
Voorhees Dist 18	Total	1180	320	27.12	57	253			4	1	1	2	
Voorhees Dist 19	Total	994	350	35.21	144	187	4	3	3	1		2	
Voorhees Mail-In Ballot	Total	0	3510	0.00	1187	2087	15	30	29	16	7	12	2
Voorhees Provisional	Total	0	465	0.00	166	263		1	4	3		2	1
Voorhees Emergency Ballots	Total	0	0	0.00									
Voorhees Twp	TC-Election Day	22183	8598	38.76	3247	5024	44	54	57	20	8	42	4
Voorhees Twp	TC-Emergency	22183	0	0.00									
Voorhees Twp	TC-Mail-In Ballot	22183	3510	15.82	1187	2087	15	30	29	16	7	12	2
Voorhees Twp	TC-Provisional	22183	465	2.10	166	263		1	4	3		2	1
Voorhees Twp	TC-Rejected Ballots	22183	0	0.00									
Voorhees Twp	Total	22183	12573	56.68	4600	7374	59	85	90	39	15	56	7
Waterford Dist 1	Total	1058	471	44.52	299	149	3	1	2	2	3	6	
Waterford Dist 2	Total	1234	511	41.41	266	214	4	4	4	1	3	5	
Waterford Dist 3	Total	1066	384	36.02	229	127	3	5	2	2		2	
Waterford Dist 4	Total	896	399	44.53	268	118	2			3		1	
Waterford Dist 5	Total	1079	358	33.18	177	162	4	6	1	4		1	
Waterford Dist 6	Total	1045	466	44.59	306	145	3	2	2	1		1	
Waterford Dist 7	Total	1129	477	42.25	308	142	6	3	4			6	
Waterford Dist 8	Total	318	155	48.74	100	47			1			5	
Waterford Mail-In Ballot	Total	0	976	0.00	473	422	12	6	13	9	2	2	
Waterford Provisional	Total	0	135	0.00	81	46						1	
Waterford Emergency Ballots	Total	0	0	0.00									
Waterford Twp	TC-Election Day	7825	3221	41.16	1953	1104	25	21	16	13	6	27	
Waterford Twp	TC-Emergency	7825	0	0.00									
Waterford Twp	TC-Mail-In Ballot	7825	976	12.47	473	422	12	6	13	9	2	2	
Waterford Twp	TC-Provisional	7825	135	1.73	81	46						1	
Waterford Twp	TC-Rejected Ballots	7825	0	0.00									
Waterford Twp	Total	7825	4332	55.36	2507	1572	37	27	29	22	8	30	
Winslow W1 D1	Total	1084	486	44.83	318	160	2			1			
Winslow W1 D2	Total	1214	395	32.54	249	132	5		3	1			
Winslow W1 D3	Total	786	333	42.37	187	122	3	1	4	2	3	5	
Winslow W1 D4	Total	1410	571	40.50	252	294	5	3	3	5	1	2	
Winslow W1 D5	Total	1277	511	40.02	284	207	3	5	2	3	1		
Winslow W1 D6	Total	723	277	38.31	78	186	3	5			2	1	1
Winslow Ward 1 Mail-In Ballot	Total	0	868	0.00	480	329	9	11	6	5	3	7	
Winslow Ward 1 Provisional	Total	0	78	0.00	41	31		1	1			1	
Winslow W1 Emergency Ballots	Total	0	0	0.00									
Winslow W2 D1	Total	1662	776	46.69	158	597	4	6	3	3	2	2	
Winslow W2 D2	Total	927	374	40.35	163	198	2	4	1			2	
Winslow W2 D3	Total	1696	680	40.09	264	381	6	5	5	2	2	3	

US Senator

		Registered	Ballots Cast	Turnout (%)	Bob HUGIN	Robert MENENDEZ	Hank SCHROEDER	Natalie Lynn RIVERA	Madevyn R. HOFFMAN	Tricia FLANAGAN	Kevin KIMPLE	Murray SABRIN	Write-In
Winslow W2 D4	Total	1179	518	43.94	192	302	5	5	4	1	1	6	
Winslow W2 D5	Total	922	369	40.02	214	139	4	1	5	2		2	
Winslow W2 D6	Total	1040	450	43.27	64	373		3	2			1	
Winslow Ward 2 Mail-In Ballot	Total	0	793	0.00	306	431	3	8	5	5	3	3	1
Winslow Ward 2 Provisional	Total	0	147	0.00	34	105	1		1		1	1	
Winslow W2 Mail-In Ballot Rejected	Total	0	0	0.00									
Winslow W2 Provisional Rejected	Total	0	0	0.00									
Winslow W2 Emergency Ballots	Total	0	0	0.00									
Winslow W3 D1	Total	1320	534	40.45	50	458	3	6	3	1		3	
Winslow W3 D2	Total	1493	606	40.59	35	540	5	11	5	1	2		2
Winslow W3 D3	Total	1210	441	36.45	40	383	5	5		3		2	
Winslow W3 D4	Total	1208	510	42.22	62	431	3	6	2	1	1		
Winslow W3 D5	Total	1348	586	43.47	56	503	4	7	1	2	1	2	1
Winslow Ward 3 Mail-In Ballot	Total	0	603	0.00	87	450	2	16	3	2	3	1	
Winslow Ward 3 Provisional	Total	0	102	0.00	11	84	2		1				
Winslow W3 Mail-In Ballot Rejected	Total	0	0	0.00									
Winslow W3 Provisional Rejected	Total	0	0	0.00									
Winslow W3 Emergency Ballots	Total	0	0	0.00									
Winslow W4 D1	Total	807	346	42.87	151	180	3	7	1			4	
Winslow W4 D2	Total	1643	603	36.70	118	457	2	8	2	4	2	5	
Winslow W4 D3	Total	1787	722	40.40	186	510	3	7	5	2		2	1
Winslow W4 D4	Total	1294	588	45.44	169	397	4	3	5	1	1	3	1
Winslow W4 D5	Total	1464	618	42.21	148	450	4	3	3	2		2	
Winslow Ward 4 Mail-In Ballot	Total	0	788	0.00	245	469	8	14	8		3	7	3
Winslow Ward 4 Provisional	Total	0	131	0.00	34	82		1	4	2	1	1	
Winslow W4 Mail-In Ballot Rejected	Total	0	0	0.00									
Winslow W4 Provisional Rejected	Total	0	0	0.00									
Winslow W4 Emergency Ballots	Total	0	0	0.00									
Winslow Twp	TC-Election Day	27494	11294	41.08	3438	7400	78	101	59	37	19	47	6
Winslow Twp	TC-Emergency	27494	0	0.00									
Winslow Twp	TC-Mail-In Ballot	27494	3052	11.10	1118	1679	22	49	22	12	12	18	4
Winslow Twp	TC-Provisional	27494	458	1.67	120	302	3	2	7	2	2	3	
Winslow Twp	TC-Rejected Ballots	27494	0	0.00									
Winslow Twp	Total	27494	14804	53.84	4676	9381	103	152	88	51	33	68	10
Woodlynne Dist 1	Total	938	289	30.81	49	224	2	4				5	
Woodlynne Dist 2	Total	759	245	32.28	27	210		6				1	
Woodlynne Mail-In Ballot	Total	0	58	0.00	15	34		1	1				1
Woodlynne Provisional	Total	0	30	0.00	5	23		1					

US Senator

		Registered	Ballots Cast	Turnout (%)	Bob HUGIN	Robert MENENDEZ	Hank SCHROEDER	Natalie Lynn RIVERA	Madevyn R. HOFFMAN	Tricia FLANAGAN	Kevin KIMPLE	Murray SABRIN	Write-In
Woodlynne Emergency Ballots	Total	0	0	0.00									
Woodlynne Borough	TC-Election Day	1697	534	31.47	76	434	2	10				6	
Woodlynne Borough	TC-Emergency	1697	0	0.00									
Woodlynne Borough	TC-Mail-In Ballot	1697	58	3.42	15	34		1	1				1
Woodlynne Borough	TC-Provisional	1697	30	1.77	5	23		1					
Woodlynne Borough	TC-Rejected Ballots	1697	0	0.00									
Woodlynne Borough	Total	1697	622	36.65	96	491	2	12	1			6	1
Fed Overseas 1st Cong Dist	Total	0	6	0.00		6							
Fed Overseas - 1st Cong	TC-Election Day	0	0	0.00									
Fed Overseas - 1st Cong	TC-Emergency	0	0	0.00									
Fed Overseas - 1st Cong	TC-Mail-In Ballot	0	6	0.00		6							
Fed Overseas - 1st Cong	TC-Provisional	0	0	0.00									
Fed Overseas - 1st Cong	TC-Rejected Ballots	0	0	0.00									
Fed Overseas - 1st Cong	Total	0	6	0.00		6							
Fed Overseas 2nd Cong Dist	Total	0	0	0.00									
Fed Overseas - 2nd Cong	TC-Election Day	0	0	0.00									
Fed Overseas - 2nd Cong	TC-Emergency	0	0	0.00									
Fed Overseas - 2nd Cong	TC-Mail-In Ballot	0	0	0.00									
Fed Overseas - 2nd Cong	TC-Provisional	0	0	0.00									
Fed Overseas - 2nd Cong	TC-Rejected Ballots	0	0	0.00									
Fed Overseas - 2nd Cong	Total	0	0	0.00									
Total - TC-Election Day		356954	139459	39.07	47146	85384	923	1121	1089	491	231	862	97
Total - TC-Emergency		356954	0	0.00									
Total - TC-Mail-In Ballot		356954	41536	11.64	14183	23722	253	487	405	209	91	239	36
Total - TC-Provisional		356954	6559	1.84	1950	4031	23	51	65	19	10	31	8
Total - TC-Rejected Ballots		356954	0	0.00									
Contest Total		356954	187554	52.54	63279	113137	1199	1659	1559	719	332	1132	141

House of Representatives 1st District

		Registered	Ballots Cast	Turnout (%)	Paul E. DILKS	Donald W. NORCROSS	Paul HAMLIN	Mohammad KABIR	Robert SHAPIRO	Write-In			
Audubon Boro Dist 1	Total	798	386	48.37	121	251	3	2	2				
Audubon Boro Dist 2	Total	630	279	44.29	119	151	2	2	3				
Audubon Boro Dist 3	Total	993	452	45.52	164	272	5	1	4				
Audubon Boro Dist 4	Total	633	329	51.97	137	181	6	1	1				
Audubon Boro Dist 5	Total	940	418	44.47	148	241	4	6	8	2			
Audubon Boro Dist 6	Total	1079	518	48.01	201	293	6	2	5	1			
Audubon Boro Dist 7	Total	680	339	49.85	149	181	1		5				
Audubon Boro Dist 8	Total	873	389	44.56	151	231	1		1	1			
Audubon Boro Mail-In Ballot	Total	0	725	0.00	221	480	6	1	10				
Audubon Boro Provisional	Total	0	119	0.00	36	78	1		1				
Audubon Boro Emergency Ballots	Total	0	0	0.00									
Audubon Borough	TC-Election Day	6626	3110	46.94	1190	1801	28	14	29	4			
Audubon Borough	TC-Emergency	6626	0	0.00									
Audubon Borough	TC-Mail-In Ballot	6626	725	10.94	221	480	6	1	10				
Audubon Borough	TC-Provisional	6626	119	1.80	36	78	1		1				
Audubon Borough	TC-Rejected Ballots	6626	0	0.00									
Audubon Borough	Total	6626	3954	59.67	1447	2359	35	15	40	4			
Audubon Park Dist 1	Total	784	410	52.30	152	230	3	1	3				
Audubon Park Mail-In Ballot	Total	0	51	0.00	18	32			1				
Audubon Park Provisional	Total	0	15	0.00	7	7							
Audubon Park Emergency Ballots	Total	0	0	0.00									
Audubon Park Borough	TC-Election Day	784	410	52.30	152	230	3	1	3				
Audubon Park Borough	TC-Emergency	784	0	0.00									
Audubon Park Borough	TC-Mail-In Ballot	784	51	6.51	18	32			1				
Audubon Park Borough	TC-Provisional	784	15	1.91	7	7							
Audubon Park Borough	TC-Rejected Ballots	784	0	0.00									
Audubon Park Borough	Total	784	476	60.71	177	269	3	1	4				
Barrington Dist 1	Total	1145	519	45.33	201	299	6	1	8				
Barrington Dist 2	Total	897	375	41.81	141	219			5	1			
Barrington Dist 3	Total	1027	469	45.67	170	282	3	3	5				
Barrington Dist 4	Total	1368	493	36.04	181	294	4	2	5				
Barrington Dist 5	Total	521	246	47.22	90	146	4	1	3				
Barrington Mail-In Ballot	Total	0	610	0.00	216	379	5	2	3				
Barrington Provisional	Total	0	87	0.00	28	57				1			
Barrington Emergency Ballots	Total	0	0	0.00									
Barrington Borough	TC-Election Day	4958	2102	42.40	783	1240	17	7	26	1			
Barrington Borough	TC-Emergency	4958	0	0.00									
Barrington Borough	TC-Mail-In Ballot	4958	610	12.30	216	379	5	2	3				

House of Representatives 1st District

		Registered	Ballots Cast	Turnout (%)	Paul E. DILKS	Donald W. NORCROSS	Paul HAMLIN	Mohammad KABIR	Robert SHAPIRO	Write-In				
Barrington Borough	TC-Provisional	4958	87	1.75	28	57								
Barrington Borough	TC-Rejected Ballots	4958	0	0.00										
Barrington Borough	Total	4958	2799	56.45	1027	1676	22	9	29	2				
Bellmawr Dist 1	Total	1386	609	43.94	246	303	7	5	9					
Bellmawr Dist 2	Total	1255	552	43.98	186	313	9	4	5					
Bellmawr Dist 3	Total	1139	476	41.79	167	264	6	3	9					
Bellmawr Dist 4	Total	999	466	46.65	192	240	2	1	3	1				
Bellmawr Dist 5	Total	995	393	39.50	137	220	6	4	3					
Bellmawr Dist 6	Total	1096	498	45.44	167	289	8	1	9					
Bellmawr Dist 7	Total	930	421	45.27	186	211	5	1	4					
Bellmawr Mail-In Ballot	Total	0	877	0.00	249	565	10		12	1				
Bellmawr Provisional	Total	0	119	0.00	38	67	1		3					
Bellmawr Emergency Ballots	Total	0	0	0.00										
Bellmawr Borough	TC-Election Day	7800	3415	43.78	1281	1840	43	19	42	1				
Bellmawr Borough	TC-Emergency	7800	0	0.00										
Bellmawr Borough	TC-Mail-In Ballot	7800	877	11.24	249	565	10		12	1				
Bellmawr Borough	TC-Provisional	7800	119	1.53	38	67	1		3					
Bellmawr Borough	TC-Rejected Ballots	7800	0	0.00										
Bellmawr Borough	Total	7800	4411	56.55	1568	2472	54	19	57	2				
Berlin Boro Dist 1	Total	972	347	35.70	175	164	1	1	5					
Berlin Boro Dist 2	Total	1250	561	44.88	275	264	2	1	4	1				
Berlin Boro Dist 3	Total	1352	553	40.90	241	297	2	1	5					
Berlin Boro Dist 4	Total	1205	469	38.92	216	241	4		4					
Berlin Boro Dist 5	Total	584	240	41.10	106	125	2	1	1					
Berlin Boro Mail-In Ballot	Total	0	691	0.00	298	369	9	1	3	2				
Berlin Boro Provisional	Total	0	117	0.00	41	64	3	2	1					
Berlin Boro Emergency Ballots	Total	0	0	0.00										
Berlin Borough	TC-Election Day	5363	2170	40.46	1013	1091	11	4	19	1				
Berlin Borough	TC-Emergency	5363	0	0.00										
Berlin Borough	TC-Mail-In Ballot	5363	691	12.88	298	369	9	1	3	2				
Berlin Borough	TC-Provisional	5363	117	2.18	41	64	3	2	1					
Berlin Borough	TC-Rejected Ballots	5363	0	0.00										
Berlin Borough	Total	5363	2978	55.53	1352	1524	23	7	23	3				
Berlin Twp Dist 1	Total	1441	556	38.58	213	326	6	1	4					
Berlin Twp Dist 2	Total	693	302	43.58	106	186	1		7					
Berlin Twp Dist 3	Total	618	222	35.92	104	114	1	1						
Berlin Twp Dist 4	Total	1197	456	38.10	186	249	4		7					
Berlin Twp Mail-In Ballot	Total	0	508	0.00	159	334	3	1	4					

House of Representatives 1st District

		Registered	Ballots Cast	Turnout (%)	Paul E. DILKS	Donald W. NORCROSS	Paul HAMLIN	Mohammad KABIR	Robert SHAPIRO	Write-In				
Berlin Twp Provisional	Total	0	45	0.00	18	24								
Berlin Twp Emergency Ballots	Total	0	0	0.00										
Berlin Township	TC-Election Day	3949	1536	38.90	609	875	12	2	18					
Berlin Township	TC-Emergency	3949	0	0.00										
Berlin Township	TC-Mail-In Ballot	3949	508	12.86	159	334	3	1	4					
Berlin Township	TC-Provisional	3949	45	1.14	18	24								
Berlin Township	TC-Rejected Ballots	3949	0	0.00										
Berlin Township	Total	3949	2089	52.90	786	1233	15	3	22					
Brooklawn Dist 1	Total	1248	533	42.71	199	307	9		7					
Brooklawn Mail-In Ballot	Total	0	86	0.00	28	53	1							
Brooklawn Provisional	Total	0	8	0.00	2	6								
Brooklawn Emergency Ballots	Total	0	0	0.00										
Brooklawn Borough	TC-Election Day	1248	533	42.71	199	307	9		7					
Brooklawn Borough	TC-Emergency	1248	0	0.00										
Brooklawn Borough	TC-Mail-In Ballot	1248	86	6.89	28	53	1							
Brooklawn Borough	TC-Provisional	1248	8	0.64	2	6								
Brooklawn Borough	TC-Rejected Ballots	1248	0	0.00										
Brooklawn Borough	Total	1248	627	50.24	229	366	10		7					
Camden City W1 D1	Total	572	148	25.87	1	126	4							
Camden City W1 D2	Total	1251	324	25.90	13	271	4	9	3					
Camden City W1 D3	Total	1020	245	24.02	6	209	7	3	4					
Camden City W1 D4	Total	888	206	23.20	9	173	5	2						
Camden City W1 D5	Total	1265	266	21.03	18	228	2	5						
Camden City W1 D6	Total	1171	307	26.22	16	253	4	8	6					
Camden City W1 D7	Total	854	145	16.98	8	126	1	2	1					
Camden City W1 D8	Total	923	322	34.89	6	265	10	8	7					
Camden City W1 D9	Total	1652	420	25.42	17	363	5	8	5					
Camden City W1 D10	Total	823	221	26.85	14	190	5	3						
Camden City Ward 1 Mail-In Ballot	Total	0	489	0.00	21	428	8	10		2				
Camden City Ward 1 Provisional	Total	0	214	0.00	15	175	5	5	1					
Camden City W1 Emergency Ballots	Total	0	0	0.00										
Camden City W2 D1	Total	666	181	27.18	5	150	3	5	2					
Camden City W2 D2	Total	889	262	29.47	16	209	7	10	3	1				
Camden City W2 D3	Total	984	403	40.96	6	342	8	12	3	1				
Camden City W2 D4	Total	724	196	27.07	6	165	3	2	4					
Camden City W2 D5	Total	809	195	24.10	6	161	3	7	2	1				
Camden City W2 D6	Total	1489	392	26.33	7	348	6	4	2					
Camden City W2 D7	Total	1043	300	28.76	11	257	5	5						

House of Representatives 1st District

		Registered	Ballots Cast	Turnout (%)	Paul E. DILKS	Donald W. NORCROSS	Paul HAMLIN	Mohammad KABIR	Robert SHAPIRO	Write-In				
Camden City W2 D8	Total	1544	384	24.87	14	339	5	5	2					
Camden City W2 D9	Total	1423	356	25.02	10	307	6	9	2					
Camden City W2 D10	Total	684	163	23.83	3	139	3	3	1					
Camden City W2 D11	Total	703	175	24.89	2	145	5	4	2					
Camden City Ward 2 Mail-In Ballot	Total	0	541	0.00	17	450	13	8	2	1				
Camden City Ward 2 Provisional	Total	0	287	0.00	11	242	2	4	2	1				
Camden City W2 Emergency Ballots	Total	0	0	0.00										
Camden City W3 D1	Total	995	219	22.01	18	182	2	2	2					
Camden City W3 D2	Total	1389	404	29.09	23	350	2	6	4					
Camden City W3 D3	Total	882	248	28.12	19	204	4	6						
Camden City W3 D4	Total	1060	267	25.19	11	241	3	3	1					
Camden City W3 D5	Total	895	202	22.57	7	179	1	1	1					
Camden City W3 D6	Total	1109	370	33.36	17	320	5	7	2	1				
Camden City W3 D7	Total	1125	313	27.82	18	258	4	2	7					
Camden City W3 D8	Total	1204	332	27.57	16	287	6	3	3					
Camden City W3 D9	Total	1389	403	29.01	22	328	4		4					
Camden City Ward 3 Mail-In Ballot	Total	0	501	0.00	27	414	12	4	5					
Camden City Ward 3 Provisional	Total	0	144	0.00	14	110		2						
Camden City W3 Emergency Ballots	Total	0	0	0.00										
Camden City W4 D1	Total	923	254	27.52	8	214	4	2	4					
Camden City W4 D2	Total	1019	229	22.47	18	193	3	1	2	1				
Camden City W4 D3	Total	1099	275	25.02	14	235	3	1	1					
Camden City W4 D4	Total	1163	265	22.79	8	235		4						
Camden City W4 D5	Total	921	242	26.28	12	213	3	1						
Camden City W4 D6	Total	1188	269	22.64	16	225	5	2						
Camden City W4 D7	Total	1098	304	27.69	20	251	2	1	1					
Camden City W4 D8	Total	1147	322	28.07	29	264	8	1	2	1				
Camden City W4 D9	Total	1156	307	26.56	33	247	5	2	1					
Camden City W4 D10	Total	1125	280	24.89	25	231	8	6	2	1				
Camden City Ward 4 Mail-In Ballot	Total	0	381	0.00	34	291	11	2	4	1				
Camden City Ward 4 Provisional	Total	0	200	0.00	7	172	3	4	3					
Camden City W4 Emergency Ballots	Total	0	0	0.00										
Camden City	TC-Election Day	42264	11116	26.30	528	9423	173	165	86	7				
Camden City	TC-Emergency	42264	0	0.00										
Camden City	TC-Mail-In Ballot	42264	1912	4.52	99	1583	44	24	11	4				
Camden City	TC-Provisional	42264	845	2.00	47	699	10	15	6	1				
Camden City	TC-Rejected Ballots	42264	0	0.00										
Camden City	Total	42264	13873	32.82	674	11705	227	204	103	12				

House of Representatives 1st District

		Registered	Ballots Cast	Turnout (%)	Paul E. DILKS	Donald W. NORCROSS	Paul HAMLIN	Mohammad KABIR	Robert SHAPIRO	Write-In				
Cherry Hill Dist 1	Total	1070	535	50.00	196	324	7		2					
Cherry Hill Dist 2	Total	1201	447	37.22	140	288	4	2	6					
Cherry Hill Dist 3	Total	1649	616	37.36	224	374	8		1					
Cherry Hill Dist 4	Total	1245	477	38.31	182	268	12	2	2	1				
Cherry Hill Dist 5	Total	1189	478	40.20	148	312	5	1	4	1				
Cherry Hill Dist 6	Total	924	367	39.72	152	200	2	1	5					
Cherry Hill Dist 7	Total	1097	478	43.57	144	318	4	1	3					
Cherry Hill Dist 8	Total	1022	409	40.02	110	280	6		3					
Cherry Hill Dist 9	Total	1207	448	37.12	137	283	3	1	12					
Cherry Hill Dist 10	Total	1426	584	40.95	220	344	6		3					
Cherry Hill Dist 11	Total	1268	586	46.21	207	351	4	2	6	3				
Cherry Hill Dist 12	Total	1263	506	40.06	154	314	8		8					
Cherry Hill Dist 13	Total	1040	487	46.83	195	273	2	1	6					
Cherry Hill Dist 14	Total	875	448	51.20	159	279	1	1	3					
Cherry Hill Dist 15	Total	1307	457	34.97	129	305	3	2	8					
Cherry Hill Dist 16	Total	815	302	37.06	84	211	4		3					
Cherry Hill Dist 17	Total	1272	520	40.88	132	355	6	4	11					
Cherry Hill Dist 18	Total	913	355	38.88	127	210	4	1	6					
Cherry Hill Dist 19	Total	962	409	42.52	115	273	5	1	4	1				
Cherry Hill Dist 20	Total	1337	596	44.58	228	351	3		9	1				
Cherry Hill Dist 21	Total	1456	524	35.99	180	318	8	3	4	1				
Cherry Hill Dist 22	Total	1108	511	46.12	189	311	2		4					
Cherry Hill Dist 23	Total	1414	500	35.36	132	351		1	10					
Cherry Hill Dist 24	Total	1224	501	40.93	165	315	5		6					
Cherry Hill Dist 25	Total	1040	423	40.67	126	280	5	2	2					
Cherry Hill Dist 26	Total	1483	605	40.80	208	389	2		1					
Cherry Hill Dist 27	Total	1084	414	38.19	133	271	2		3					
Cherry Hill Dist 28	Total	1324	493	37.24	127	355		1	1					
Cherry Hill Dist 29	Total	1444	629	43.56	222	384	4		10					
Cherry Hill Dist 30	Total	738	301	40.79	59	232	1		1					
Cherry Hill Dist 31	Total	1344	537	39.96	127	387	2	1	7					
Cherry Hill Dist 32	Total	761	245	32.19	72	162	1		1					
Cherry Hill Dist 33	Total	1269	569	44.84	180	369	5	1	5					
Cherry Hill Dist 34	Total	1318	551	41.81	192	353	3		1					
Cherry Hill Dist 35	Total	1293	549	42.46	233	306	2		4					
Cherry Hill Dist 36	Total	1252	409	32.67	113	286			3					
Cherry Hill Dist 37	Total	1057	452	42.76	122	317	2	3	4					
Cherry Hill Dist 38	Total	877	356	40.59	78	270	1	2	1					
Cherry Hill Dist 39	Total	1229	464	37.75	145	305	1	1	6	1				
Cherry Hill Dist 40	Total	861	379	44.02	104	263	5	1	2	1				
Cherry Hill Dist 41	Total	930	336	36.13	122	199	4	3	2					
Cherry Hill Dist 42	Total	721	333	46.19	126	200	1	1	1					
Cherry Hill Dist 43	Total	1064	417	39.19	140	267	1	1	2					
Cherry Hill Dist 44	Total	1443	511	35.41	143	346	3	4	3	1				
Cherry Hill Dist 45	Total	1720	656	38.14	200	433	3		9					
Cherry Hill Dist 46	Total	1099	345	31.39	135	199	3		4					
Cherry Hill Dist 47	Total	1030	404	39.22	97	291	2	2	8					

House of Representatives 1st District

		Registered	Ballots Cast	Turnout (%)	Paul E. DILKS	Donald W. NORCROSS	Paul HAMLIN	Mohammad KABIR	Robert SHAPIRO	Write-In			
Cherry Hill Dist 48	Total	623	198	31.78	45	146	1		4	1			
Cherry Hill Mail-In Ballot	Total	0	9098	0.00	2414	6303	81	24	88	7			
Cherry Hill Provisional	Total	0	1060	0.00	285	720	4	1	12				
Cherry Hill Emergency Ballots	Total	0	0	0.00									
Cherry Hill Twp	TC-Election Day	55288	22117	40.00	7098	14218	166	47	214	12			
Cherry Hill Twp	TC-Emergency	55288	0	0.00									
Cherry Hill Twp	TC-Mail-In Ballot	55288	9098	16.46	2414	6303	81	24	88	7			
Cherry Hill Twp	TC-Provisional	55288	1060	1.92	285	720	4	1	12				
Cherry Hill Twp	TC-Rejected Ballots	55288	0	0.00									
Cherry Hill Twp	Total	55288	32275	58.38	9797	21241	251	72	314	19			
Chesilhurst Dist 1	Total	1124	452	40.21	89	335	1	2	9				
Chesilhurst Mail-In Ballot	Total	0	130	0.00	36	78	5		1				
Chesilhurst Provisional	Total	0	10	0.00	1	9							
Chesilhurst Emergency Ballots	Total	0	0	0.00									
Chesilhurst Borough	TC-Election Day	1124	452	40.21	89	335	1	2	9				
Chesilhurst Borough	TC-Emergency	1124	0	0.00									
Chesilhurst Borough	TC-Mail-In Ballot	1124	130	11.57	36	78	5		1				
Chesilhurst Borough	TC-Provisional	1124	10	0.89	1	9							
Chesilhurst Borough	TC-Rejected Ballots	1124	0	0.00									
Chesilhurst Borough	Total	1124	592	52.67	126	422	6	2	10				
Clementon Dist 1	Total	1016	350	34.45	118	219	2	2	1	1			
Clementon Dist 2	Total	994	368	37.02	128	224	3	2	5				
Clementon Dist 3	Total	1253	456	36.39	136	291	8	4	4				
Clementon Mail-In Ballot	Total	0	319	0.00	100	206	4	2	2				
Clementon Provisional	Total	0	44	0.00	9	32			1				
Clementon Emergency Ballots	Total	0	0	0.00									
Clementon Borough	TC-Election Day	3263	1174	35.98	382	734	13	8	10	1			
Clementon Borough	TC-Emergency	3263	0	0.00									
Clementon Borough	TC-Mail-In Ballot	3263	319	9.78	100	206	4	2	2				
Clementon Borough	TC-Provisional	3263	44	1.35	9	32			1				
Clementon Borough	TC-Rejected Ballots	3263	0	0.00									
Clementon Borough	Total	3263	1537	47.10	491	972	17	10	13	1			
Collingswood Dist 1	Total	730	398	54.52	94	281	4	1	8				
Collingswood Dist 2	Total	1067	572	53.61	119	430	5	3	6				
Collingswood Dist 3	Total	598	287	47.99	47	227	1	2	4	1			
Collingswood Dist 4	Total	952	450	47.27	89	335	6	2	10				
Collingswood Dist 5	Total	1098	373	33.97	46	303	5	5	2	1			

House of Representatives 1st District

		Registered	Ballots Cast	Turnout (%)	Paul E. DILKS	Donald W. NORCROSS	Paul HAMLIN	Mohammad KABIR	Robert SHAPIRO	Write-In			
Collingswood Dist 6	Total	719	417	58.00	120	268	9	2	11	1			
Collingswood Dist 7	Total	994	521	52.41	110	389	3	1	5	2			
Collingswood Dist 8	Total	832	408	49.04	90	305	6	1	1				
Collingswood Dist 9	Total	1327	613	46.19	112	462	10	4	4				
Collingswood Dist 10	Total	847	406	47.93	85	304	6	2	6				
Collingswood Dist 11	Total	959	473	49.32	89	355	8	2	8	4			
Collingswood Dist 12	Total	669	351	52.47	68	270	4		4				
Collingswood Mail-In Ballot	Total	0	1294	0.00	236	990	21	8	17	2			
Collingswood Provisional	Total	0	195	0.00	48	131	4	1	3	1			
Collingswood Emergency Ballots	Total	0	0	0.00									
Collingswood Borough	TC-Election Day	10792	5269	48.82	1069	3929	67	25	69	9			
Collingswood Borough	TC-Emergency	10792	0	0.00									
Collingswood Borough	TC-Mail-In Ballot	10792	1294	11.99	236	990	21	8	17	2			
Collingswood Borough	TC-Provisional	10792	195	1.81	48	131	4	1	3	1			
Collingswood Borough	TC-Rejected Ballots	10792	0	0.00									
Collingswood Borough	Total	10792	6758	62.62	1353	5050	92	34	89	12			
Gibbsboro Dist 1	Total	944	422	44.70	159	241	4		4				
Gibbsboro Dist 2	Total	783	363	46.36	165	185	2		3				
Gibbsboro Mail-In Ballot	Total	0	214	0.00	83	123	1	1	1				
Gibbsboro Provisional	Total	0	26	0.00	12	11	1						
Gibbsboro Emergency Ballots	Total	0	0	0.00									
Gibbsboro Borough	TC-Election Day	1727	785	45.45	324	426	6		7				
Gibbsboro Borough	TC-Emergency	1727	0	0.00									
Gibbsboro Borough	TC-Mail-In Ballot	1727	214	12.39	83	123	1	1	1				
Gibbsboro Borough	TC-Provisional	1727	26	1.51	12	11	1						
Gibbsboro Borough	TC-Rejected Ballots	1727	0	0.00									
Gibbsboro Borough	Total	1727	1025	59.35	419	560	8	1	8				
Gloucester City W1 D1	Total	812	206	25.37	68	132	2		2				
Gloucester City W1 D2	Total	719	292	40.61	112	166		3	5	1			
Gloucester City W1 D3	Total	660	276	41.82	130	138	1		2				
Gloucester City Ward 1 Mail-In Ballot	Total	0	155	0.00	53	96	2						
Gloucester City Ward 1 Provisional	Total	0	28	0.00	12	16							
Gloucester City W1 Emergency Ballots	Total	0	0	0.00									
Gloucester City W2 D1	Total	720	221	30.69	72	141	2	1	1	1			
Gloucester City W2 D2	Total	855	324	37.89	139	168	4	1	7				
Gloucester City W2 D3	Total	941	397	42.19	180	212							
Gloucester City Ward 2 Mail-In Ballot	Total	0	280	0.00	90	176	4	1	1				

House of Representatives 1st District

		Registered	Ballots Cast	Turnout (%)	Paul E. DILKS	Donald W. NORCROSS	Paul HAMLIN	Mohammad KABIR	Robert SHAPIRO	Write-In			
Gloucester City Ward 2 Provisional	Total	0	24	0.00	11	12							
Gloucester City W2 Emergency Ballots	Total	0	0	0.00									
Gloucester City W3 D1	Total	1034	315	30.46	105	191		6	5				
Gloucester City W3 D2	Total	1021	344	33.69	169	166	1	2		1			
Gloucester City Ward 3 Mail-In Ballot	Total	0	191	0.00	70	110	1	2	1				
Gloucester City Ward 3 Provisional	Total	0	29	0.00	15	14							
Gloucester City W3 Emergency Ballots	Total	0	0	0.00									
Gloucester City	TC-Election Day	6762	2375	35.12	975	1314	10	13	22	3			
Gloucester City	TC-Emergency	6762	0	0.00									
Gloucester City	TC-Mail-In Ballot	6762	626	9.26	213	382	7	3	2				
Gloucester City	TC-Provisional	6762	81	1.20	38	42							
Gloucester City	TC-Rejected Ballots	6762	0	0.00									
Gloucester City	Total	6762	3082	45.58	1226	1738	17	16	24	3			
Gloucester Twp Dist 1	Total	691	299	43.27	136	142	7	2	6				
Gloucester Twp Dist 2	Total	748	304	40.64	130	158	3		9				
Gloucester Twp Dist 3	Total	836	306	36.60	130	165	1	1	2				
Gloucester Twp Dist 4	Total	1067	493	46.20	219	251	7	1	2	1			
Gloucester Twp Dist 5	Total	1276	446	34.95	165	258	6	1	4				
Gloucester Twp Dist 6	Total	1419	431	30.37	167	252	2		3				
Gloucester Twp Dist 7	Total	1068	455	42.60	209	229	4	1	4				
Gloucester Twp Dist 8	Total	1167	418	35.82	100	314	1	1	1	1			
Gloucester Twp Dist 9	Total	1296	540	41.67	230	292	2	1	2				
Gloucester Twp Dist 10	Total	919	335	36.45	169	146	5		5				
Gloucester Twp Dist 11	Total	1038	432	41.62	194	220	4	3	3				
Gloucester Twp Dist 12	Total	1198	534	44.57	235	284	1	2	2				
Gloucester Twp Dist 13	Total	1584	475	29.99	158	299	7	1	2	1			
Gloucester Twp Dist 14	Total	1220	467	38.28	72	376	4	5	4				
Gloucester Twp Dist 15	Total	1253	545	43.50	258	270	3	1	3				
Gloucester Twp Dist 16	Total	1141	474	41.54	215	247	3		5				
Gloucester Twp Dist 17	Total	2212	706	31.92	172	505	8	3	5				
Gloucester Twp Dist 18	Total	1458	578	39.64	149	403	4	4	3				
Gloucester Twp Dist 19	Total	1393	572	41.06	196	353	5	1	5				
Gloucester Twp Dist 20	Total	1223	501	40.96	175	303	2	2	4				
Gloucester Twp Dist 21	Total	741	252	34.01	119	125	1		4	1			
Gloucester Twp Dist 22	Total	889	328	36.90	140	177	1		6				
Gloucester Twp Dist 23	Total	1278	530	41.47	83	409	4	4	4	1			
Gloucester Twp Dist 24	Total	1216	473	38.90	189	271	4		3				
Gloucester Twp Dist 25	Total	1169	479	40.98	239	225	4		3				
Gloucester Twp Dist 26	Total	932	396	42.49	185	197	5		1				
Gloucester Twp Dist 27	Total	1001	410	40.96	179	218	2		3				

House of Representatives 1st District

		Registered	Ballots Cast	Turnout (%)	Paul E. DILKS	Donald W. NORCROSS	Paul HAMLIN	Mohammad KABIR	Robert SHAPIRO	Write-In			
Gloucester Twp Dist 28	Total	1244	391	31.43	98	271	5	3	4				
Gloucester Twp Dist 29	Total	1369	569	41.56	207	335	9		2				
Gloucester Twp Dist 30	Total	1363	498	36.54	217	264	2	2	3				
Gloucester Twp Dist 31	Total	895	361	40.34	137	214	1	3	1				
Gloucester Twp Dist 32	Total	1283	464	36.17	152	292	7	4	3				
Gloucester Twp Dist 33	Total	1310	517	39.47	99	397	6	3	2				
Gloucester Twp Dist 34	Total	884	324	36.65	102	208	3		4				
Gloucester Twp Dist 35	Total	1508	618	40.98	180	409	6	3	6				
Gloucester Twp Dist 36	Total	976	421	43.14	140	270	5		1	1			
Gloucester Twp Dist 37	Total	529	173	32.70	15	150	4	2	2				
Gloucester Twp Dist 38	Total	601	243	40.43	69	166	4						
Gloucester Twp Dist 39	Total	587	210	35.78	81	123	2	1					
Gloucester Twp Dist 40	Total	1141	388	34.01	135	229	9		3				
Gloucester Twp Mail-In Ballot	Total	0	5406	0.00	1870	3279	68	14	40	2			
Gloucester Twp Provisional	Total	0	964	0.00	327	587	7	3	7				
Gloucester Twp Emergency Ballots	Total	0	0	0.00									
Gloucester Twp	TC-Election Day	45123	17356	38.46	6245	10417	163	55	129	6			
Gloucester Twp	TC-Emergency	45123	0	0.00									
Gloucester Twp	TC-Mail-In Ballot	45123	5406	11.98	1870	3279	68	14	40	2			
Gloucester Twp	TC-Provisional	45123	964	2.14	327	587	7	3	7				
Gloucester Twp	TC-Rejected Ballots	45123	0	0.00									
Gloucester Twp	Total	45123	23726	52.58	8442	14283	238	72	176	8			
Haddon Twp Dist 1	Total	942	473	50.21	153	306	3	1	5	3			
Haddon Twp Dist 2	Total	724	319	44.06	86	221	5		5				
Haddon Twp Dist 3	Total	1105	575	52.04	198	351	7	2	10	1			
Haddon Twp Dist 4	Total	684	343	50.15	103	224	4	2	5				
Haddon Twp Dist 5	Total	501	248	49.50	64	172	2	2	3				
Haddon Twp Dist 6	Total	702	319	45.44	121	185	3	1	3				
Haddon Twp Dist 7	Total	663	375	56.56	101	254	7	1	4	3			
Haddon Twp Dist 8	Total	949	397	41.83	112	268	3		4	2			
Haddon Twp Dist 9	Total	617	305	49.43	95	199		3	4				
Haddon Twp Dist 10	Total	678	316	46.61	112	199			2	1			
Haddon Twp Dist 11	Total	911	495	54.34	156	324		2	5				
Haddon Twp Dist 12	Total	1342	721	53.73	260	432	3		6	1			
Haddon Twp Dist 13	Total	695	359	51.65	114	234		1	8				
Haddon Twp Dist 14	Total	700	331	47.29	107	207	3		7				
Haddon Twp Dist 15	Total	682	326	47.80	103	205	6	1	1				
Haddon Twp Mail-In Ballot	Total	0	1511	0.00	415	1035	15	8	12				
Haddon Twp Provisional	Total	0	215	0.00	66	137	2		3				
Haddon Twp Emergency Ballots	Total	0	0	0.00									
Haddon Twp	TC-Election Day	11895	5902	49.62	1885	3781	46	16	72	11			

House of Representatives 1st District

		Registered	Ballots Cast	Turnout (%)	Paul E. DILKS	Donald W. NORCROSS	Paul HAMLIN	Mohammad KABIR	Robert SHAPIRO	Write-In				
Haddon Twp	TC-Emergency	11895	0	0.00										
Haddon Twp	TC-Mail-In Ballot	11895	1511	12.70	415	1035	15	8	12					
Haddon Twp	TC-Provisional	11895	215	1.81	66	137	2		3					
Haddon Twp	TC-Rejected Ballots	11895	0	0.00										
Haddon Twp	Total	11895	7628	64.13	2366	4953	63	24	87	11				
Haddonfield Dist 1	Total	1204	435	36.13	153	271	3	1	4	1				
Haddonfield Dist 2	Total	1380	565	40.94	172	381	2	1	6					
Haddonfield Dist 3	Total	985	411	41.73	114	288	2	1	4					
Haddonfield Dist 4	Total	782	281	35.93	146	128	4		2					
Haddonfield Dist 5	Total	692	240	34.68	128	105		1	3					
Haddonfield Dist 6	Total	984	432	43.90	159	263	2		5					
Haddonfield Dist 7	Total	959	382	39.83	120	246	3	2	4	1				
Haddonfield Dist 8	Total	1018	453	44.50	122	315	5	1	5					
Haddonfield Dist 9	Total	1130	489	43.27	156	312	2	3	5					
Haddonfield Dist 10	Total	828	340	41.06	121	200	4		7					
Haddonfield Mail-In Ballot	Total	0	2141	0.00	634	1433	10	4	20	3				
Haddonfield Provisional	Total	0	279	0.00	95	178	3							
Haddonfield Emergency Ballots	Total	0	0	0.00										
Haddonfield Borough	TC-Election Day	9962	4028	40.43	1391	2509	27	10	45	2				
Haddonfield Borough	TC-Emergency	9962	0	0.00										
Haddonfield Borough	TC-Mail-In Ballot	9962	2141	21.49	634	1433	10	4	20	3				
Haddonfield Borough	TC-Provisional	9962	279	2.80	95	178	3							
Haddonfield Borough	TC-Rejected Ballots	9962	0	0.00										
Haddonfield Borough	Total	9962	6448	64.73	2120	4120	40	14	65	5				
Haddon Heights Dist 1	Total	760	367	48.29	145	211	2	1	3					
Haddon Heights Dist 2	Total	693	310	44.73	93	205	3	2	2					
Haddon Heights Dist 3	Total	1081	542	50.14	211	313	7	3	5					
Haddon Heights Dist 4	Total	648	254	39.20	113	134		1	3	1				
Haddon Heights Dist 5	Total	963	495	51.40	170	310	3	1	6					
Haddon Heights Dist 6	Total	978	479	48.98	186	283	2	2	3					
Haddon Heights Dist 7	Total	987	466	47.21	188	262	1		6					
Haddon Heights Mail-In Ballot	Total	0	1039	0.00	317	681	9	1	11					
Haddon Heights Provisional	Total	0	127	0.00	56	68	1							
Haddon Heights Emergency Ballots	Total	0	0	0.00										
Haddon Heights Borough	TC-Election Day	6110	2913	47.68	1106	1718	18	10	28	1				
Haddon Heights Borough	TC-Emergency	6110	0	0.00										
Haddon Heights Borough	TC-Mail-In Ballot	6110	1039	17.00	317	681	9	1	11					
Haddon Heights Borough	TC-Provisional	6110	127	2.08	56	68	1							

House of Representatives 1st District

		Registered	Ballots Cast	Turnout (%)	Paul E. DILKS	Donald W. NORCROSS	Paul HAMLIN	Mohammad KABIR	Robert SHAPIRO	Write-In				
Haddon Heights Borough	TC-Rejected Ballots	6110	0	0.00										
Haddon Heights Borough	Total	6110	4079	66.76	1479	2467	28	11	39	1				
Hi-Nella Dist 1	Total	622	236	37.94	79	143	6	1	4					
Hi Nella Mail-In Ballot	Total	0	40	0.00	13	24	1	1						
Hi Nella Provisional	Total	0	10	0.00	2	7			1					
Hi Nella Emergency Ballots	Total	0	0	0.00										
Hi-Nella Borough	TC-Election Day	622	236	37.94	79	143	6	1	4					
Hi-Nella Borough	TC-Emergency	622	0	0.00										
Hi-Nella Borough	TC-Mail-In Ballot	622	40	6.43	13	24	1	1						
Hi-Nella Borough	TC-Provisional	622	10	1.61	2	7			1					
Hi-Nella Borough	TC-Rejected Ballots	622	0	0.00										
Hi-Nella Borough	Total	622	286	45.98	94	174	7	2	5					
Laurel Springs Dist 1	Total	689	323	46.88	103	197	5	3	9	1				
Laurel Springs Dist 2	Total	761	375	49.28	156	212			2					
Laurel Springs Mail-In Ballot	Total	0	155	0.00	50	97	1		1					
Laurel Springs Provisional	Total	0	24	0.00	7	14								
Laurel Springs Emergency Ballots	Total	0	0	0.00										
Laurel Springs Borough	TC-Election Day	1450	698	48.14	259	409	5	3	11	1				
Laurel Springs Borough	TC-Emergency	1450	0	0.00										
Laurel Springs Borough	TC-Mail-In Ballot	1450	155	10.69	50	97	1		1					
Laurel Springs Borough	TC-Provisional	1450	24	1.66	7	14								
Laurel Springs Borough	TC-Rejected Ballots	1450	0	0.00										
Laurel Springs Borough	Total	1450	877	60.48	316	520	6	3	12	1				
Lawnside Dist 1	Total	1136	577	50.79	16	512	5	9	4	1				
Lawnside Dist 2	Total	1192	576	48.32	14	495	12	8	7	1				
Lawnside Mail-In Ballot	Total	0	201	0.00	7	177	3	1	2					
Lawnside Provisional	Total	0	30	0.00	1	26	1		1					
Lawnside Emergency Ballots	Total	0	0	0.00										
Lawnside Borough	TC-Election Day	2328	1153	49.53	30	1007	17	17	11	2				
Lawnside Borough	TC-Emergency	2328	0	0.00										
Lawnside Borough	TC-Mail-In Ballot	2328	201	8.63	7	177	3	1	2					
Lawnside Borough	TC-Provisional	2328	30	1.29	1	26	1		1					
Lawnside Borough	TC-Rejected Ballots	2328	0	0.00										
Lawnside Borough	Total	2328	1384	59.45	38	1210	21	18	14	2				

House of Representatives 1st District

		Registered	Ballots Cast	Turnout (%)	Paul E. DILKS	Donald W. NORCROSS	Paul HAMLIN	Mohammad KABIR	Robert SHAPIRO	Write-In			
Lindenwold Dist 1	Total	1307	433	33.13	138	273	5	3	6	1			
Lindenwold Dist 2	Total	1152	431	37.41	102	315	3	1	4				
Lindenwold Dist 3	Total	925	380	41.08	81	279	2	4	5				
Lindenwold Dist 4	Total	1457	510	35.00	107	381	2	4	4				
Lindenwold Dist 5	Total	1283	366	28.53	37	318		1	3				
Lindenwold Dist 6	Total	1269	441	34.75	41	379	2	4	2				
Lindenwold Dist 7	Total	855	243	28.42	21	209	4	1	1				
Lindenwold Dist 8	Total	1364	437	32.04	58	356	4	1	4	1			
Lindenwold Dist 9	Total	670	255	38.06	50	195	2	1	1				
Lindenwold Mail-In Ballot	Total	0	900	0.00	192	654	12	4	1				
Lindenwold Provisional	Total	0	178	0.00	32	134	1	2	1				
Lindenwold Emergency Ballots	Total	0	0	0.00									
Lindenwold Borough	TC-Election Day	10282	3496	34.00	635	2705	24	20	30	2			
Lindenwold Borough	TC-Emergency	10282	0	0.00									
Lindenwold Borough	TC-Mail-In Ballot	10282	900	8.75	192	654	12	4	1				
Lindenwold Borough	TC-Provisional	10282	178	1.73	32	134	1	2	1				
Lindenwold Borough	TC-Rejected Ballots	10282	0	0.00									
Lindenwold Borough	Total	10282	4574	44.49	859	3493	37	26	32	2			
Magnolia Dist 1	Total	837	340	40.62	83	243	1	4	5				
Magnolia Dist 2	Total	662	284	42.90	88	189	2		2				
Magnolia Dist 3	Total	791	313	39.57	106	200	2		2				
Magnolia Dist 4	Total	815	368	45.15	120	233	3		4				
Magnolia Mail-In Ballot	Total	0	284	0.00	90	179	6	1	1				
Magnolia Provisional	Total	0	55	0.00	19	30			1				
Magnolia Emergency Ballots	Total	0	0	0.00									
Magnolia Borough	TC-Election Day	3105	1305	42.03	397	865	8	4	13				
Magnolia Borough	TC-Emergency	3105	0	0.00									
Magnolia Borough	TC-Mail-In Ballot	3105	284	9.15	90	179	6	1	1				
Magnolia Borough	TC-Provisional	3105	55	1.77	19	30			1				
Magnolia Borough	TC-Rejected Ballots	3105	0	0.00									
Magnolia Borough	Total	3105	1644	52.95	506	1074	14	5	15				
Merchantville Dist 1	Total	1208	571	47.27	180	368	4	2	9				
Merchantville Dist 2	Total	770	358	46.49	111	226	4	1	4				
Merchantville Dist 3	Total	818	302	36.92	98	186	4		7				
Merchantville Mail-In Ballot	Total	0	273	0.00	55	210	5						
Merchantville Provisional	Total	0	43	0.00	11	29	1						
Merchantville Emergency Ballots	Total	0	0	0.00									
Merchantville Borough	TC-Election Day	2796	1231	44.03	389	780	12	3	20				

House of Representatives 1st District

		Registered	Ballots Cast	Turnout (%)	Paul E. DILKS	Donald W. NORCROSS	Paul HAMLIN	Mohammad KABIR	Robert SHAPIRO	Write-In			
Merchantville Borough	TC-Emergency	2796	0	0.00									
Merchantville Borough	TC-Mail-In Ballot	2796	273	9.76	55	210	5						
Merchantville Borough	TC-Provisional	2796	43	1.54	11	29	1						
Merchantville Borough	TC-Rejected Ballots	2796	0	0.00									
Merchantville Borough	Total	2796	1547	55.33	455	1019	18	3	20				
Mt Ephraim Dist 1	Total	791	359	45.39	133	214	2		4				
Mt Ephraim Dist 2	Total	903	432	47.84	171	250	2		4				
Mt Ephraim Dist 3	Total	872	367	42.09	182	170	4		2				
Mt Ephraim Dist 4	Total	839	336	40.05	147	174	2		3				
Mt. Ephraim Mail-In Ballot	Total	0	361	0.00	127	219	4		1				
Mt. Ephraim Provisional	Total	0	30	0.00	15	13			1				
Mt. Ephraim Emergency Ballots	Total	0	0	0.00									
Mount Ephraim Borough	TC-Election Day	3405	1494	43.88	633	808	10		13				
Mount Ephraim Borough	TC-Emergency	3405	0	0.00									
Mount Ephraim Borough	TC-Mail-In Ballot	3405	361	10.60	127	219	4		1				
Mount Ephraim Borough	TC-Provisional	3405	30	0.88	15	13			1				
Mount Ephraim Borough	TC-Rejected Ballots	3405	0	0.00									
Mount Ephraim Borough	Total	3405	1885	55.36	775	1040	14		15				
Oaklyn Dist 1	Total	687	340	49.49	88	240	5	1	4				
Oaklyn Dist 2	Total	853	360	42.20	100	246	3	2	4				
Oaklyn Dist 3	Total	765	344	44.97	119	200	7		7				
Oaklyn Dist 4	Total	719	371	51.60	110	246	3	1	5				
Oaklyn Mail-In Ballot	Total	0	236	0.00	68	158	3		1				
Oaklyn Provisional	Total	0	60	0.00	17	39							
Oaklyn Emergency Ballots	Total	0	0	0.00									
Oaklyn Borough	TC-Election Day	3024	1415	46.79	417	932	18	4	20				
Oaklyn Borough	TC-Emergency	3024	0	0.00									
Oaklyn Borough	TC-Mail-In Ballot	3024	236	7.80	68	158	3		1				
Oaklyn Borough	TC-Provisional	3024	60	1.98	17	39							
Oaklyn Borough	TC-Rejected Ballots	3024	0	0.00									
Oaklyn Borough	Total	3024	1711	56.58	502	1129	21	4	21				
Pennsauken Dist 1	Total	1086	421	38.77	61	337	3	3	5				
Pennsauken Dist 2	Total	1521	622	40.89	52	528	14	5	4	1			
Pennsauken Dist 3	Total	1050	453	43.14	120	316	4	2	2				
Pennsauken Dist 4	Total	1470	552	37.55	80	431	7	7	6				
Pennsauken Dist 5	Total	776	371	47.81	107	245	9			1			
Pennsauken Dist 6	Total	1070	471	44.02	139	311	4	1	4				

House of Representatives 1st District

		Registered	Ballots Cast	Turnout (%)	Paul E. DILKS	Donald W. NORCROSS	Paul HAMLIN	Mohammad KABIR	Robert SHAPIRO	Write-In			
Pennsauken Dist 7	Total	1303	478	36.68	82	364	3	5	4				
Pennsauken Dist 8	Total	930	389	41.83	79	291	4	4	5				
Pennsauken Dist 9	Total	958	293	30.58	73	202	5		3				
Pennsauken Dist 10	Total	886	405	45.71	102	284	1	2	3				
Pennsauken Dist 11	Total	1019	470	46.12	135	308	3	1	6				
Pennsauken Dist 12	Total	853	352	41.27	50	280	2	2	4				
Pennsauken Dist 13	Total	842	364	43.23	108	235	4	3	3	1			
Pennsauken Dist 14	Total	1057	461	43.61	57	377	11	3	2	1			
Pennsauken Dist 15	Total	1291	468	36.25	62	370	4	6	1				
Pennsauken Dist 16	Total	795	273	34.34	19	240	2		2				
Pennsauken Dist 17	Total	1370	512	37.37	109	376	4	1	5	1			
Pennsauken Dist 18	Total	1304	554	42.48	152	377	9		7				
Pennsauken Dist 19	Total	662	267	40.33	56	198	1	2	2				
Pennsauken Dist 20	Total	809	330	40.79	21	288	4	3	1				
Pennsauken Dist 21	Total	727	280	38.51	62	199	1	1	1				
Pennsauken Dist 22	Total	806	357	44.29	79	256	9	2	6	1			
Pennsauken Dist 23	Total	812	367	45.20	89	263	1	3	5				
Pennsauken Dist 24	Total	671	211	31.45	17	180	2	3					
Pennsauken Mail-In Ballot	Total	0	1966	0.00	431	1411	22	7	23	1			
Pennsauken Provisional	Total	0	362	0.00	61	268	3	1	3	1			
Pennsauken Emergency Ballots	Total	0	0	0.00									
Pennsauken Twp	TC-Election Day	24068	9721	40.39	1911	7256	111	59	81	6			
Pennsauken Twp	TC-Emergency	24068	0	0.00									
Pennsauken Twp	TC-Mail-In Ballot	24068	1966	8.17	431	1411	22	7	23	1			
Pennsauken Twp	TC-Provisional	24068	362	1.50	61	268	3	1	3	1			
Pennsauken Twp	TC-Rejected Ballots	24068	0	0.00									
Pennsauken Twp	Total	24068	12049	50.06	2403	8935	136	67	107	8			
Pine Hill Dist 1	Total	1007	394	39.13	85	297	6	1	4				
Pine Hill Dist 2	Total	1163	449	38.61	161	273	8		2				
Pine Hill Dist 3	Total	1226	489	39.89	152	323	2		4				
Pine Hill Dist 4	Total	1299	429	33.03	55	358	5	2	4	1			
Pine Hill Dist 5	Total	1279	486	38.00	190	274	6	2	5				
Pine Hill Dist 6	Total	966	257	26.60	39	202	1	6	2				
Pine Hill Mail-In Ballot	Total	0	639	0.00	183	415	11	1	7				
Pine Hill Provisional	Total	0	100	0.00	16	78	2			1			
Pine Hill Emergency Ballots	Total	0	0	0.00									
Pine Hill Borough	TC-Election Day	6940	2504	36.08	682	1727	28	11	21	1			
Pine Hill Borough	TC-Emergency	6940	0	0.00									
Pine Hill Borough	TC-Mail-In Ballot	6940	639	9.21	183	415	11	1	7				
Pine Hill Borough	TC-Provisional	6940	100	1.44	16	78	2			1			
Pine Hill Borough	TC-Rejected Ballots	6940	0	0.00									

House of Representatives 1st District

		Registered	Ballots Cast	Turnout (%)	Paul E. DILKS	Donald W. NORCROSS	Paul HAMLIN	Mohammad KABIR	Robert SHAPIRO	Write-In				
Pine Hill Borough	Total	6940	3243	46.73	881	2220	41	12	28	2				
Pine Valley Dist 1	Total	14	0	0.00										
Pine Valley Mail-In Ballot	Total	0	13	0.00	11	2								
Pine Valley Provisional	Total	0	0	0.00										
Pine Valley Emergency Ballots	Total	0	0	0.00										
Pine Valley Borough	TC-Election Day	14	0	0.00										
Pine Valley Borough	TC-Emergency	14	0	0.00										
Pine Valley Borough	TC-Mail-In Ballot	14	13	92.86	11	2								
Pine Valley Borough	TC-Provisional	14	0	0.00										
Pine Valley Borough	TC-Rejected Ballots	14	0	0.00										
Pine Valley Borough	Total	14	13	92.86	11	2								
Runnemede Dist 1	Total	741	265	35.76	69	175	8	4	4	1				
Runnemede Dist 2	Total	1036	364	35.14	134	216	2	1	3					
Runnemede Dist 3	Total	737	259	35.14	109	139	7	1	2					
Runnemede Dist 4	Total	885	360	40.68	126	215	2		4					
Runnemede Dist 5	Total	1369	487	35.57	167	299	2	3	6					
Runnemede Dist 6	Total	1104	444	40.22	178	244	5		4					
Runnemede Mail-In Ballot	Total	0	665	0.00	213	413	9	2	5					
Runnemede Provisional	Total	0	70	0.00	15	49	1							
Runnemede Emergency Ballots	Total	0	0	0.00										
Runnemede Borough	TC-Election Day	5872	2179	37.11	783	1288	26	9	23	1				
Runnemede Borough	TC-Emergency	5872	0	0.00										
Runnemede Borough	TC-Mail-In Ballot	5872	665	11.32	213	413	9	2	5					
Runnemede Borough	TC-Provisional	5872	70	1.19	15	49	1							
Runnemede Borough	TC-Rejected Ballots	5872	0	0.00										
Runnemede Borough	Total	5872	2914	49.63	1011	1750	36	11	28	1				
Somerdale Dist 1	Total	1483	589	39.72	175	382	5	4	8	1				
Somerdale Dist 2	Total	797	322	40.40	101	208	3	1	1					
Somerdale Dist 3	Total	782	332	42.46	71	249	2	1	1					
Somerdale Dist 4	Total	856	351	41.00	88	244	2	2	6					
Somerdale Mail-In Ballot	Total	0	366	0.00	86	252	6	2						
Somerdale Provisional	Total	0	45	0.00	6	33			3					
Somerdale Emergency Ballots	Total	0	0	0.00										
Somerdale Borough	TC-Election Day	3918	1594	40.68	435	1083	12	8	16	1				
Somerdale Borough	TC-Emergency	3918	0	0.00										
Somerdale Borough	TC-Mail-In Ballot	3918	366	9.34	86	252	6	2						
Somerdale Borough	TC-Provisional	3918	45	1.15	6	33			3					

House of Representatives 1st District

		Registered	Ballots Cast	Turnout (%)	Paul E. DILKS	Donald W. NORCROSS	Paul HAMLIN	Mohammad KABIR	Robert SHAPIRO	Write-In				
Somerdale Borough	TC-Rejected Ballots	3918	0	0.00										
Somerdale Borough	Total	3918	2005	51.17	527	1368	18	10	19	1				
Stratford Dist 1	Total	594	281	47.31	116	149	5		3					
Stratford Dist 2	Total	879	363	41.30	151	190	6	1	6					
Stratford Dist 3	Total	852	369	43.31	125	224	3	2	4					
Stratford Dist 4	Total	1034	428	41.39	184	223	5	1	3					
Stratford Dist 5	Total	687	230	33.48	47	169	2	1	3					
Stratford Dist 6	Total	838	357	42.60	129	209	3		5					
Stratford Mail-In Ballot	Total	0	588	0.00	184	377	6	3	3	2				
Stratford Provisional	Total	0	108	0.00	31	70	2	1	2					
Stratford Emergency Ballots	Total	0	0	0.00										
Stratford Borough	TC-Election Day	4884	2023	41.42	752	1159	24	5	24					
Stratford Borough	TC-Emergency	4884	0	0.00										
Stratford Borough	TC-Mail-In Ballot	4884	593	12.14	184	382	6	3	3	2				
Stratford Borough	TC-Provisional	4884	108	2.21	31	70	2	1	2					
Stratford Borough	TC-Rejected Ballots	4884	0	0.00										
Stratford Borough	Total	4884	2724	55.77	967	1611	32	9	29	2				
Tavistock Dist 1	Total	9	0	0.00										
Tavistock Mail-In Ballot	Total	0	4	0.00	2	2								
Tavistock Provisional	Total	0	0	0.00										
Tavistock Emergency Ballots	Total	0	0	0.00										
Tavistock Borough	TC-Election Day	9	0	0.00										
Tavistock Borough	TC-Emergency	9	0	0.00										
Tavistock Borough	TC-Mail-In Ballot	9	4	44.44	2	2								
Tavistock Borough	TC-Provisional	9	0	0.00										
Tavistock Borough	TC-Rejected Ballots	9	0	0.00										
Tavistock Borough	Total	9	4	44.44	2	2								
Voorhees Dist 1	Total	1453	583	40.12	180	378	6		5					
Voorhees Dist 2	Total	1328	572	43.07	218	333	3	2	7					
Voorhees Dist 3	Total	1294	536	41.42	180	341	2	2	5					
Voorhees Dist 4	Total	1235	322	26.07	77	230	3	2	2					
Voorhees Dist 5	Total	1362	495	36.34	97	367	3	3	9					
Voorhees Dist 6	Total	1350	548	40.59	227	306	2	1	1					
Voorhees Dist 7	Total	772	333	43.13	104	214	1	2	3					
Voorhees Dist 8	Total	1627	643	39.52	177	449	3		4					
Voorhees Dist 9	Total	1387	572	41.24	225	323	6		7	2				
Voorhees Dist 10	Total	1033	417	40.37	140	258	1	1	4	1				
Voorhees Dist 11	Total	1041	430	41.31	179	241	3	2	3	1				

House of Representatives 1st District

		Registered	Ballots Cast	Turnout (%)	Paul E. DILKS	Donald W. NORCROSS	Paul HAMLIN	Mohammad KABIR	Robert SHAPIRO	Write-In			
Voorhees Dist 12	Total	1010	366	36.24	139	219	3	1	1				
Voorhees Dist 13	Total	1365	560	41.03	169	364	5	1	5				
Voorhees Dist 14	Total	902	375	41.57	120	242	1		8				
Voorhees Dist 15	Total	1241	497	40.05	175	310	1	2	4				
Voorhees Dist 16	Total	864	366	42.36	150	203	2		2				
Voorhees Dist 17	Total	745	313	42.01	104	203	1						
Voorhees Dist 18	Total	1180	320	27.12	54	256	2	2	3				
Voorhees Dist 19	Total	994	350	35.21	127	201	4	1	1				
Voorhees Mail-In Ballot	Total	0	3510	0.00	1012	2355	26	6	20	3			
Voorhees Provisional	Total	0	465	0.00	143	293	1	1	1				
Voorhees Emergency Ballots	Total	0	0	0.00									
Voorhees Twp	TC-Election Day	22183	8598	38.76	2842	5438	52	22	74	4			
Voorhees Twp	TC-Emergency	22183	0	0.00									
Voorhees Twp	TC-Mail-In Ballot	22183	3510	15.82	1012	2355	26	6	20	3			
Voorhees Twp	TC-Provisional	22183	465	2.10	143	293	1	1	1				
Voorhees Twp	TC-Rejected Ballots	22183	0	0.00									
Voorhees Twp	Total	22183	12573	56.68	3997	8086	79	29	95	7			
Winslow W1 D1	Total	1084	486	44.83	292	183	1						
Winslow W1 D2	Total	1214	395	32.54	233	148	1		5				
Winslow W1 D3	Total	786	333	42.37	172	152	3		3				
Winslow W1 D4	Total	1410	571	40.50	226	329	3	1	4				
Winslow W1 D5	Total	1277	511	40.02	260	239	4	1	2				
Winslow W1 D6	Total	723	277	38.31	73	193	4		1				
Winslow Ward 1 Mail-In Ballot	Total	0	868	0.00	402	424	8	2	11				
Winslow Ward 1 Provisional	Total	0	78	0.00	38	38							
Winslow W1 Emergency Ballots	Total	0	0	0.00									
Winslow W2 D1	Total	1662	776	46.69	138	612	8	4	4				
Winslow W2 D2	Total	927	374	40.35	154	210	2	1	5				
Winslow W2 D3	Total	1696	680	40.09	228	424	8	1	8				
Winslow W2 D4	Total	1179	518	43.94	176	326	5	5	3				
Winslow W2 D5	Total	922	369	40.02	196	157	5	1	1				
Winslow W2 D6	Total	1040	450	43.27	54	386	1	1					
Winslow Ward 2 Mail-In Ballot	Total	0	793	0.00	251	516	8	3	7				
Winslow Ward 2 Provisional	Total	0	147	0.00	33	107	1						
Winslow W2 Mail-In Ballot Rejected	Total	0	0	0.00									
Winslow W2 Provisional Rejected	Total	0	0	0.00									
Winslow W2 Emergency Ballots	Total	0	0	0.00									
Winslow W3 D1	Total	1320	534	40.45	43	462	3	5	3				
Winslow W3 D2	Total	1493	606	40.59	28	546	9	3	5				
Winslow W3 D3	Total	1210	441	36.45	38	376	4	6	4				
Winslow W3 D4	Total	1208	510	42.22	53	427	7	2	4				

House of Representatives 1st District

		Registered	Ballots Cast	Turnout (%)	Paul E. DILKS	Donald W. NORCROSS	Paul HAMLIN	Mohammad KABIR	Robert SHAPIRO	Write-In				
Winslow W3 D5	Total	1348	586	43.47	47	512	5	7	1	1				
Winslow Ward 3 Mail-In Ballot	Total	0	603	0.00	69	503	6	3	3					
Winslow Ward 3 Provisional	Total	0	102	0.00	10	82	2	1						
Winslow W3 Mail-In Ballot Rejected	Total	0	0	0.00										
Winslow W3 Provisional Rejected	Total	0	0	0.00										
Winslow W3 Emergency Ballots	Total	0	0	0.00										
Winslow W4 D1	Total	807	346	42.87	134	196	6		3					
Winslow W4 D2	Total	1643	603	36.70	100	486	2	5	2					
Winslow W4 D3	Total	1787	722	40.40	166	532	7	4	4					
Winslow W4 D4	Total	1294	588	45.44	144	421	10	2	7					
Winslow W4 D5	Total	1464	618	42.21	123	471	3	2	4	2				
Winslow Ward 4 Mail-In Ballot	Total	0	788	0.00	215	543	6	1	5	1				
Winslow Ward 4 Provisional	Total	0	131	0.00	30	88	3	2	1					
Winslow W4 Mail-In Ballot Rejected	Total	0	0	0.00										
Winslow W4 Provisional Rejected	Total	0	0	0.00										
Winslow W4 Emergency Ballots	Total	0	0	0.00										
Winslow Twp	TC-Election Day	27494	11294	41.08	3078	7788	101	51	73	3				
Winslow Twp	TC-Emergency	27494	0	0.00										
Winslow Twp	TC-Mail-In Ballot	27494	3052	11.10	937	1986	28	9	26	1				
Winslow Twp	TC-Provisional	27494	458	1.67	111	315	6	3	1					
Winslow Twp	TC-Rejected Ballots	27494	0	0.00										
Winslow Twp	Total	27494	14804	53.84	4126	10089	135	63	100	4				
Woodlynne Dist 1	Total	938	289	30.81	42	225	5	1	2					
Woodlynne Dist 2	Total	759	245	32.28	20	213	4	4	1					
Woodlynne Mail-In Ballot	Total	0	58	0.00	16	34	3		1	1				
Woodlynne Provisional	Total	0	30	0.00	5	24								
Woodlynne Emergency Ballots	Total	0	0	0.00										
Woodlynne Borough	TC-Election Day	1697	534	31.47	62	438	9	5	3					
Woodlynne Borough	TC-Emergency	1697	0	0.00										
Woodlynne Borough	TC-Mail-In Ballot	1697	58	3.42	16	34	3		1	1				
Woodlynne Borough	TC-Provisional	1697	30	1.77	5	24								
Woodlynne Borough	TC-Rejected Ballots	1697	0	0.00										
Woodlynne Borough	Total	1697	622	36.65	83	496	12	5	4	1				
Fed Overseas 1st Cong Dist	Total	0	6	0.00		6								
Fed Overseas - 1st Cong	TC-Election Day	0	0	0.00										

House of Representatives 1st District

		Registered	Ballots Cast	Turnout (%)	Paul E. DILKS	Donald W. NORCROSS	Paul HAMLIN	Mohammad KABIR	Robert SHAPIRO	Write-In			
Fed Overseas - 1st Cong	TC-Emergency	0	0	0.00									
Fed Overseas - 1st Cong	TC-Mail-In Ballot	0	6	0.00		6							
Fed Overseas - 1st Cong	TC-Provisional	0	0	0.00									
Fed Overseas - 1st Cong	TC-Rejected Ballots	0	0	0.00									
Fed Overseas - 1st Cong	Total	0	6	0.00		6							
Total - TC-Election Day		349129	136238	39.02	39703	90014	1276	620	1272	80			
Total - TC-Emergency		349129	0	0.00									
Total - TC-Mail-In Ballot		349129	40560	11.62	11283	27281	445	131	330	29			
Total - TC-Provisional		349129	6424	1.84	1646	4339	55	30	52	5			
Total - TC-Rejected Ballots		349129	0	0.00									
Contest Total		349129	183222	52.48	52632	121634	1776	781	1654	114			

House of Representatives 2nd District

		Registered	Ballots Cast	Turnout (%)	Sein GROSSMAN	Jeff VAN DREW	Anthony PARISI SANCHEZ	John ORDILLE	Steven FENICHEL	William R. BENFER	Write-In		
Waterford Dist 1	Total	1058	471	44.52	269	176	1	5	3	3			
Waterford Dist 2	Total	1234	511	41.41	243	245	4	3	2	5			
Waterford Dist 3	Total	1066	384	36.02	191	166	7	2		1			
Waterford Dist 4	Total	896	399	44.53	239	141	1	1		1			
Waterford Dist 5	Total	1079	358	33.18	161	179	4	2		2			
Waterford Dist 6	Total	1045	466	44.59	274	173	2	2	1		1		
Waterford Dist 7	Total	1129	477	42.25	264	189	2	3		3			
Waterford Dist 8	Total	318	155	48.74	90	55	1	3		1			
Waterford Mail-In Ballot	Total	0	976	0.00	406	515	14	5	1	2			
Waterford Provisional	Total	0	135	0.00	64	55	1	4		1			
Waterford Emergency Ballots	Total	0	0	0.00									
Waterford Twp	TC-Election Day	7825	3221	41.16	1731	1324	22	21	6	16	1		
Waterford Twp	TC-Emergency	7825	0	0.00									
Waterford Twp	TC-Mail-In Ballot	7825	976	12.47	406	515	14	5	1	2			
Waterford Twp	TC-Provisional	7825	135	1.73	64	55	1	4		1			
Waterford Twp	TC-Rejected Ballots	7825	0	0.00									
Waterford Twp	Total	7825	4332	55.36	2201	1894	37	30	7	19	1		
Fed Overseas 2nd Cong Dist	Total	0	0	0.00									
Fed Overseas - 2nd Cong	TC-Election Day	0	0	0.00									
Fed Overseas - 2nd Cong	TC-Emergency	0	0	0.00									
Fed Overseas - 2nd Cong	TC-Mail-In Ballot	0	0	0.00									
Fed Overseas - 2nd Cong	TC-Provisional	0	0	0.00									
Fed Overseas - 2nd Cong	TC-Rejected Ballots	0	0	0.00									
Fed Overseas - 2nd Cong	Total	0	0	0.00									
Total - TC-Election Day		7825	3221	41.16	1731	1324	22	21	6	16	1		
Total - TC-Emergency		7825	0	0.00									
Total - TC-Mail-In Ballot		7825	976	12.47	406	515	14	5	1	2			
Total - TC-Provisional		7825	135	1.73	64	55	1	4		1			
Total - TC-Rejected Ballots		7825	0	0.00									
Contest Total		7825	4332	55.36	2201	1894	37	30	7	19	1		

General Assembly 5th District UNEX

		Registered	Ballots Cast	Turnout (%)	Nicholas KUSH	William W. SPEARMAN	Write-In						
Audubon Boro Dist 1	Total	798	386	48.37	127	242							
Audubon Boro Dist 2	Total	630	279	44.29	115	151							
Audubon Boro Dist 3	Total	993	452	45.52	168	266							
Audubon Boro Dist 4	Total	633	329	51.97	136	182							
Audubon Boro Dist 5	Total	940	418	44.47	153	249	1						
Audubon Boro Dist 6	Total	1079	518	48.01	191	301							
Audubon Boro Dist 7	Total	680	339	49.85	159	173							
Audubon Boro Dist 8	Total	873	389	44.56	150	230							
Audubon Boro Mail-In Ballot	Total	0	725	0.00	231	461	1						
Audubon Boro Provisional	Total	0	119	0.00	40	73							
Audubon Boro Emergency Ballots	Total	0	0	0.00									
Audubon Borough	TC-Election Day	6626	3110	46.94	1199	1794	1						
Audubon Borough	TC-Emergency	6626	0	0.00									
Audubon Borough	TC-Mail-In Ballot	6626	725	10.94	231	461	1						
Audubon Borough	TC-Provisional	6626	119	1.80	40	73							
Audubon Borough	TC-Rejected Ballots	6626	0	0.00									
Audubon Borough	Total	6626	3954	59.67	1470	2328	2						
Audubon Park Dist 1	Total	784	410	52.30	151	215							
Audubon Park Mail-In Ballot	Total	0	51	0.00	20	30							
Audubon Park Provisional	Total	0	15	0.00	7	7							
Audubon Park Emergency Ballots	Total	0	0	0.00									
Audubon Park Borough	TC-Election Day	784	410	52.30	151	215							
Audubon Park Borough	TC-Emergency	784	0	0.00									
Audubon Park Borough	TC-Mail-In Ballot	784	51	6.51	20	30							
Audubon Park Borough	TC-Provisional	784	15	1.91	7	7							
Audubon Park Borough	TC-Rejected Ballots	784	0	0.00									
Audubon Park Borough	Total	784	476	60.71	178	252							
Barrington Dist 1	Total	1145	519	45.33	204	299							
Barrington Dist 2	Total	897	375	41.81	150	213							
Barrington Dist 3	Total	1027	469	45.67	176	273							
Barrington Dist 4	Total	1368	493	36.04	183	293							
Barrington Dist 5	Total	521	246	47.22	102	139							
Barrington Mail-In Ballot	Total	0	610	0.00	226	365							
Barrington Provisional	Total	0	87	0.00	31	54	1						
Barrington Emergency Ballots	Total	0	0	0.00									
Barrington Borough	TC-Election Day	4958	2102	42.40	815	1217							
Barrington Borough	TC-Emergency	4958	0	0.00									
Barrington Borough	TC-Mail-In Ballot	4958	610	12.30	226	365							

General Assembly 5th District UNEX

		Registered	Ballots Cast	Turnout (%)	Nicholas KUSH	William W. SPEARMAN	Write-In						
Barrington Borough	TC-Provisional	4958	87	1.75	31	54	1						
Barrington Borough	TC-Rejected Ballots	4958	0	0.00									
Barrington Borough	Total	4958	2799	56.45	1072	1636	1						
Bellmawr Dist 1	Total	1386	609	43.94	234	300							
Bellmawr Dist 2	Total	1255	552	43.98	184	301							
Bellmawr Dist 3	Total	1139	476	41.79	166	260							
Bellmawr Dist 4	Total	999	466	46.65	182	208							
Bellmawr Dist 5	Total	995	393	39.50	140	205							
Bellmawr Dist 6	Total	1096	498	45.44	162	279	1						
Bellmawr Dist 7	Total	930	421	45.27	182	197							
Bellmawr Mail-In Ballot	Total	0	877	0.00	260	544	1						
Bellmawr Provisional	Total	0	119	0.00	42	64	1						
Bellmawr Emergency Ballots	Total	0	0	0.00									
Bellmawr Borough	TC-Election Day	7800	3415	43.78	1250	1750	1						
Bellmawr Borough	TC-Emergency	7800	0	0.00									
Bellmawr Borough	TC-Mail-In Ballot	7800	877	11.24	260	544	1						
Bellmawr Borough	TC-Provisional	7800	119	1.53	42	64	1						
Bellmawr Borough	TC-Rejected Ballots	7800	0	0.00									
Bellmawr Borough	Total	7800	4411	56.55	1552	2358	3						
Brooklawn Dist 1	Total	1248	533	42.71	189	320							
Brooklawn Mail-In Ballot	Total	0	86	0.00	27	53							
Brooklawn Provisional	Total	0	8	0.00	1	6							
Brooklawn Emergency Ballots	Total	0	0	0.00									
Brooklawn Borough	TC-Election Day	1248	533	42.71	189	320							
Brooklawn Borough	TC-Emergency	1248	0	0.00									
Brooklawn Borough	TC-Mail-In Ballot	1248	86	6.89	27	53							
Brooklawn Borough	TC-Provisional	1248	8	0.64	1	6							
Brooklawn Borough	TC-Rejected Ballots	1248	0	0.00									
Brooklawn Borough	Total	1248	627	50.24	217	379							
Camden City W1 D1	Total	572	148	25.87		132							
Camden City W1 D2	Total	1251	324	25.90	12	281							
Camden City W1 D3	Total	1020	245	24.02	9	217	1						
Camden City W1 D4	Total	888	206	23.20	10	180	1						
Camden City W1 D5	Total	1265	266	21.03	16	240							
Camden City W1 D6	Total	1171	307	26.22	12	270							
Camden City W1 D7	Total	854	145	16.98	6	131							
Camden City W1 D8	Total	923	322	34.89	5	294							
Camden City W1 D9	Total	1652	420	25.42	15	382							

General Assembly 5th District UNEX

		Registered	Ballots Cast	Turnout (%)	Nicholas KUSH	William W. SPEARMAN	Write-In						
Camden City W1 D10	Total	823	221	26.85	7	201							
Camden City Ward 1 Mail-In Ballot	Total	0	489	0.00	24	442	2						
Camden City Ward 1 Provisional	Total	0	214	0.00	14	188							
Camden City W1 Emergency Ballots	Total	0	0	0.00									
Camden City W2 D1	Total	666	181	27.18	6	162							
Camden City W2 D2	Total	889	262	29.47	12	233	1						
Camden City W2 D3	Total	984	403	40.96	5	374							
Camden City W2 D4	Total	724	196	27.07	7	174							
Camden City W2 D5	Total	809	195	24.10	5	177							
Camden City W2 D6	Total	1489	392	26.33	10	361							
Camden City W2 D7	Total	1043	300	28.76	7	276							
Camden City W2 D8	Total	1544	384	24.87	15	345							
Camden City W2 D9	Total	1423	356	25.02	10	319							
Camden City W2 D10	Total	684	163	23.83	5	147	1						
Camden City W2 D11	Total	703	175	24.89	2	156							
Camden City Ward 2 Mail-In Ballot	Total	0	541	0.00	18	491	2						
Camden City Ward 2 Provisional	Total	0	287	0.00	5	259							
Camden City W2 Emergency Ballots	Total	0	0	0.00									
Camden City W3 D1	Total	995	219	22.01	18	189							
Camden City W3 D2	Total	1389	404	29.09	20	361	1						
Camden City W3 D3	Total	882	248	28.12	17	206							
Camden City W3 D4	Total	1060	267	25.19	13	241							
Camden City W3 D5	Total	895	202	22.57	8	178	1						
Camden City W3 D6	Total	1109	370	33.36	11	331	1						
Camden City W3 D7	Total	1125	313	27.82	15	267							
Camden City W3 D8	Total	1204	332	27.57	17	290							
Camden City W3 D9	Total	1389	403	29.01	21	333							
Camden City Ward 3 Mail-In Ballot	Total	0	501	0.00	30	439	1						
Camden City Ward 3 Provisional	Total	0	144	0.00	14	119							
Camden City W3 Emergency Ballots	Total	0	0	0.00									
Camden City W4 D1	Total	923	254	27.52	7	231							
Camden City W4 D2	Total	1019	229	22.47	16	191							
Camden City W4 D3	Total	1099	275	25.02	12	234							
Camden City W4 D4	Total	1163	265	22.79	7	241							
Camden City W4 D5	Total	921	242	26.28	9	218							
Camden City W4 D6	Total	1188	269	22.64	16	228							
Camden City W4 D7	Total	1098	304	27.69	22	250							
Camden City W4 D8	Total	1147	322	28.07	29	271							
Camden City W4 D9	Total	1156	307	26.56	30	254							
Camden City W4 D10	Total	1125	280	24.89	24	249	2						

General Assembly 5th District UNEX

		Registered	Ballots Cast	Turnout (%)	Nicholas KUSH	William W. SPEARMAN	Write-In						
Camden City Ward 4 Mail-In Ballot	Total	0	381	0.00	36	319							
Camden City Ward 4 Provisional	Total	0	200	0.00	9	178							
Camden City W4 Emergency Ballots	Total	0	0	0.00									
Camden City	TC-Election Day	42264	11116	26.30	488	9815	9						
Camden City	TC-Emergency	42264	0	0.00									
Camden City	TC-Mail-In Ballot	42264	1912	4.52	108	1691	5						
Camden City	TC-Provisional	42264	845	2.00	42	744							
Camden City	TC-Rejected Ballots	42264	0	0.00									
Camden City	Total	42264	13873	32.82	638	12250	14						
Gloucester City W1 D1	Total	812	206	25.37	62	126							
Gloucester City W1 D2	Total	719	292	40.61	101	172	2						
Gloucester City W1 D3	Total	660	276	41.82	110	145							
Gloucester City Ward 1 Mail-In Ballot	Total	0	155	0.00	47	95							
Gloucester City Ward 1 Provisional	Total	0	28	0.00	9	18							
Gloucester City W1 Emergency Ballots	Total	0	0	0.00									
Gloucester City W2 D1	Total	720	221	30.69	65	148							
Gloucester City W2 D2	Total	855	324	37.89	108	198							
Gloucester City W2 D3	Total	941	397	42.19	159	215							
Gloucester City Ward 2 Mail-In Ballot	Total	0	280	0.00	78	179							
Gloucester City Ward 2 Provisional	Total	0	24	0.00	10	13							
Gloucester City W2 Emergency Ballots	Total	0	0	0.00									
Gloucester City W3 D1	Total	1034	315	30.46	95	201							
Gloucester City W3 D2	Total	1021	344	33.69	152	177							
Gloucester City Ward 3 Mail-In Ballot	Total	0	191	0.00	66	110							
Gloucester City Ward 3 Provisional	Total	0	29	0.00	15	11							
Gloucester City W3 Emergency Ballots	Total	0	0	0.00									
Gloucester City	TC-Election Day	6762	2375	35.12	852	1382	2						
Gloucester City	TC-Emergency	6762	0	0.00									
Gloucester City	TC-Mail-In Ballot	6762	626	9.26	191	384							
Gloucester City	TC-Provisional	6762	81	1.20	34	42							
Gloucester City	TC-Rejected Ballots	6762	0	0.00									
Gloucester City	Total	6762	3082	45.58	1077	1808	2						

General Assembly 5th District UNEX

		Registered	Ballots Cast	Turnout (%)	Nicholas KUSH	William W. SPEARMAN	Write-In						
Haddon Heights Dist 1	Total	760	367	48.29	141	213							
Haddon Heights Dist 2	Total	693	310	44.73	109	193	1						
Haddon Heights Dist 3	Total	1081	542	50.14	220	304							
Haddon Heights Dist 4	Total	648	254	39.20	115	134							
Haddon Heights Dist 5	Total	963	495	51.40	173	312							
Haddon Heights Dist 6	Total	978	479	48.98	180	282							
Haddon Heights Dist 7	Total	987	466	47.21	192	247							
Haddon Heights Mail-In Ballot	Total	0	1039	0.00	335	661							
Haddon Heights Provisional	Total	0	127	0.00	55	69							
Haddon Heights Emergency Ballots	Total	0	0	0.00									
Haddon Heights Borough	TC-Election Day	6110	2913	47.68	1130	1685	1						
Haddon Heights Borough	TC-Emergency	6110	0	0.00									
Haddon Heights Borough	TC-Mail-In Ballot	6110	1039	17.00	335	661							
Haddon Heights Borough	TC-Provisional	6110	127	2.08	55	69							
Haddon Heights Borough	TC-Rejected Ballots	6110	0	0.00									
Haddon Heights Borough	Total	6110	4079	66.76	1520	2415	1						
Lawnside Dist 1	Total	1136	577	50.79	10	506	1						
Lawnside Dist 2	Total	1192	576	48.32	13	498	1						
Lawnside Mail-In Ballot	Total	0	201	0.00	8	170							
Lawnside Provisional	Total	0	30	0.00	1	26							
Lawnside Emergency Ballots	Total	0	0	0.00									
Lawnside Borough	TC-Election Day	2328	1153	49.53	23	1004	2						
Lawnside Borough	TC-Emergency	2328	0	0.00									
Lawnside Borough	TC-Mail-In Ballot	2328	201	8.63	8	170							
Lawnside Borough	TC-Provisional	2328	30	1.29	1	26							
Lawnside Borough	TC-Rejected Ballots	2328	0	0.00									
Lawnside Borough	Total	2328	1384	59.45	32	1200	2						
Magnolia Dist 1	Total	837	340	40.62	78	250	1						
Magnolia Dist 2	Total	662	284	42.90	91	184							
Magnolia Dist 3	Total	791	313	39.57	111	196							
Magnolia Dist 4	Total	815	368	45.15	129	226							
Magnolia Mail-In Ballot	Total	0	284	0.00	97	176							
Magnolia Provisional	Total	0	55	0.00	20	31							
Magnolia Emergency Ballots	Total	0	0	0.00									
Magnolia Borough	TC-Election Day	3105	1305	42.03	409	856	1						
Magnolia Borough	TC-Emergency	3105	0	0.00									
Magnolia Borough	TC-Mail-In Ballot	3105	284	9.15	97	176							
Magnolia Borough	TC-Provisional	3105	55	1.77	20	31							

General Assembly 5th District UNEX

		Registered	Ballots Cast	Turnout (%)	Nicholas KUSH	William W. SPEARMAN	Write-In						
Magnolia Borough	TC-Rejected Ballots	3105	0	0.00									
Magnolia Borough	Total	3105	1644	52.95	526	1063	1						
Mt Ephraim Dist 1	Total	791	359	45.39	134	210							
Mt Ephraim Dist 2	Total	903	432	47.84	173	241							
Mt Ephraim Dist 3	Total	872	367	42.09	186	160							
Mt Ephraim Dist 4	Total	839	336	40.05	150	165							
Mt. Ephraim Mail-In Ballot	Total	0	361	0.00	122	216							
Mt. Ephraim Provisional	Total	0	30	0.00	15	14							
Mt. Ephraim Emergency Ballots	Total	0	0	0.00									
Mount Ephraim Borough	TC-Election Day	3405	1494	43.88	643	776							
Mount Ephraim Borough	TC-Emergency	3405	0	0.00									
Mount Ephraim Borough	TC-Mail-In Ballot	3405	361	10.60	122	216							
Mount Ephraim Borough	TC-Provisional	3405	30	0.88	15	14							
Mount Ephraim Borough	TC-Rejected Ballots	3405	0	0.00									
Mount Ephraim Borough	Total	3405	1885	55.36	780	1006							
Runnemede Dist 1	Total	741	265	35.76	92	161	2						
Runnemede Dist 2	Total	1036	364	35.14	136	211	1						
Runnemede Dist 3	Total	737	259	35.14	112	141							
Runnemede Dist 4	Total	885	360	40.68	133	206							
Runnemede Dist 5	Total	1369	487	35.57	186	280							
Runnemede Dist 6	Total	1104	444	40.22	189	231							
Runnemede Mail-In Ballot	Total	0	665	0.00	239	383							
Runnemede Provisional	Total	0	70	0.00	18	45							
Runnemede Emergency Ballots	Total	0	0	0.00									
Runnemede Borough	TC-Election Day	5872	2179	37.11	848	1230	3						
Runnemede Borough	TC-Emergency	5872	0	0.00									
Runnemede Borough	TC-Mail-In Ballot	5872	665	11.32	239	383							
Runnemede Borough	TC-Provisional	5872	70	1.19	18	45							
Runnemede Borough	TC-Rejected Ballots	5872	0	0.00									
Runnemede Borough	Total	5872	2914	49.63	1105	1658	3						
Woodlynne Dist 1	Total	938	289	30.81	45	225	1						
Woodlynne Dist 2	Total	759	245	32.28	22	214							
Woodlynne Mail-In Ballot	Total	0	58	0.00	17	36	1						
Woodlynne Provisional	Total	0	30	0.00	5	25							
Woodlynne Emergency Ballots	Total	0	0	0.00									

General Assembly 5th District UNEX

		Registered	Ballots Cast	Turnout (%)	Nicholas KUSH	William W. SPEARMAN	Write-In						
Woodlynne Borough	TC-Election Day	1697	534	31.47	67	439	1						
Woodlynne Borough	TC-Emergency	1697	0	0.00									
Woodlynne Borough	TC-Mail-In Ballot	1697	58	3.42	17	36	1						
Woodlynne Borough	TC-Provisional	1697	30	1.77	5	25							
Woodlynne Borough	TC-Rejected Ballots	1697	0	0.00									
Woodlynne Borough	Total	1697	622	36.65	89	500	2						
Total - TC-Election Day		92959	32639	35.11	8064	22483	21						
Total - TC-Emergency		92959	0	0.00									
Total - TC-Mail-In Ballot		92959	7495	8.06	1881	5170	8						
Total - TC-Provisional		92959	1616	1.74	311	1200	2						
Total - TC-Rejected Ballots		92959	0	0.00									
Contest Total		92959	41750	44.91	10256	28853	31						

Sheriff

		Registered	Ballots Cast	Turnout (%)	Joseph ADOLF	Gilbert L. Whip WILSON	Write-In							
Audubon Boro Dist 1	Total	798	386	48.37	123	246	1							
Audubon Boro Dist 2	Total	630	279	44.29	114	152								
Audubon Boro Dist 3	Total	993	452	45.52	162	264	1							
Audubon Boro Dist 4	Total	633	329	51.97	124	193								
Audubon Boro Dist 5	Total	940	418	44.47	143	257								
Audubon Boro Dist 6	Total	1079	518	48.01	181	312	1							
Audubon Boro Dist 7	Total	680	339	49.85	151	179								
Audubon Boro Dist 8	Total	873	389	44.56	138	230								
Audubon Boro Mail-In Ballot	Total	0	725	0.00	221	477	1							
Audubon Boro Provisional	Total	0	119	0.00	39	74	1							
Audubon Boro Emergency Ballots	Total	0	0	0.00										
Audubon Borough	TC-Election Day	6626	3110	46.94	1136	1833	3							
Audubon Borough	TC-Emergency	6626	0	0.00										
Audubon Borough	TC-Mail-In Ballot	6626	725	10.94	221	477	1							
Audubon Borough	TC-Provisional	6626	119	1.80	39	74	1							
Audubon Borough	TC-Rejected Ballots	6626	0	0.00										
Audubon Borough	Total	6626	3954	59.67	1396	2384	5							
Audubon Park Dist 1	Total	784	410	52.30	136	226								
Audubon Park Mail-In Ballot	Total	0	51	0.00	20	31								
Audubon Park Provisional	Total	0	15	0.00	6	7								
Audubon Park Emergency Ballots	Total	0	0	0.00										
Audubon Park Borough	TC-Election Day	784	410	52.30	136	226								
Audubon Park Borough	TC-Emergency	784	0	0.00										
Audubon Park Borough	TC-Mail-In Ballot	784	51	6.51	20	31								
Audubon Park Borough	TC-Provisional	784	15	1.91	6	7								
Audubon Park Borough	TC-Rejected Ballots	784	0	0.00										
Audubon Park Borough	Total	784	476	60.71	162	264								
Barrington Dist 1	Total	1145	519	45.33	185	319								
Barrington Dist 2	Total	897	375	41.81	139	214								
Barrington Dist 3	Total	1027	469	45.67	168	283								
Barrington Dist 4	Total	1368	493	36.04	182	297								
Barrington Dist 5	Total	521	246	47.22	91	148								
Barrington Mail-In Ballot	Total	0	610	0.00	203	383								
Barrington Provisional	Total	0	87	0.00	29	55								
Barrington Emergency Ballots	Total	0	0	0.00										
Barrington Borough	TC-Election Day	4958	2102	42.40	765	1261								
Barrington Borough	TC-Emergency	4958	0	0.00										
Barrington Borough	TC-Mail-In Ballot	4958	610	12.30	203	383								

Sheriff

		Registered	Ballots Cast	Turnout (%)	Joseph ADOLF	Gilbert L. Whip WILSON	Write-In							
Barrington Borough	TC-Provisional	4958	87	1.75	29	55								
Barrington Borough	TC-Rejected Ballots	4958	0	0.00										
Barrington Borough	Total	4958	2799	56.45	997	1699								
Bellmawr Dist 1	Total	1386	609	43.94	218	317								
Bellmawr Dist 2	Total	1255	552	43.98	181	301								
Bellmawr Dist 3	Total	1139	476	41.79	155	275								
Bellmawr Dist 4	Total	999	466	46.65	174	218	1							
Bellmawr Dist 5	Total	995	393	39.50	128	212	1							
Bellmawr Dist 6	Total	1096	498	45.44	157	290	1							
Bellmawr Dist 7	Total	930	421	45.27	174	204								
Bellmawr Mail-In Ballot	Total	0	877	0.00	242	568								
Bellmawr Provisional	Total	0	119	0.00	40	64								
Bellmawr Emergency Ballots	Total	0	0	0.00										
Bellmawr Borough	TC-Election Day	7800	3415	43.78	1187	1817	3							
Bellmawr Borough	TC-Emergency	7800	0	0.00										
Bellmawr Borough	TC-Mail-In Ballot	7800	877	11.24	242	568								
Bellmawr Borough	TC-Provisional	7800	119	1.53	40	64								
Bellmawr Borough	TC-Rejected Ballots	7800	0	0.00										
Bellmawr Borough	Total	7800	4411	56.55	1469	2449	3							
Berlin Boro Dist 1	Total	972	347	35.70	178	159								
Berlin Boro Dist 2	Total	1250	561	44.88	270	258	1							
Berlin Boro Dist 3	Total	1352	553	40.90	251	277								
Berlin Boro Dist 4	Total	1205	469	38.92	217	223								
Berlin Boro Dist 5	Total	584	240	41.10	105	123								
Berlin Boro Mail-In Ballot	Total	0	691	0.00	312	346	3							
Berlin Boro Provisional	Total	0	117	0.00	48	67								
Berlin Boro Emergency Ballots	Total	0	0	0.00										
Berlin Borough	TC-Election Day	5363	2170	40.46	1021	1040	1							
Berlin Borough	TC-Emergency	5363	0	0.00										
Berlin Borough	TC-Mail-In Ballot	5363	691	12.88	312	346	3							
Berlin Borough	TC-Provisional	5363	117	2.18	48	67								
Berlin Borough	TC-Rejected Ballots	5363	0	0.00										
Berlin Borough	Total	5363	2978	55.53	1381	1453	4							
Berlin Twp Dist 1	Total	1441	556	38.58	211	320								
Berlin Twp Dist 2	Total	693	302	43.58	99	191								
Berlin Twp Dist 3	Total	618	222	35.92	108	108								
Berlin Twp Dist 4	Total	1197	456	38.10	192	248								
Berlin Twp Mail-In Ballot	Total	0	508	0.00	164	319	3							

Sheriff

		Registered	Ballots Cast	Turnout (%)	Joseph ADOLF	Gilbert L. Whip WILSON	Write-In						
Berlin Twp Provisional	Total	0	45	0.00	17	23							
Berlin Twp Emergency Ballots	Total	0	0	0.00									
Berlin Township	TC-Election Day	3949	1536	38.90	610	867							
Berlin Township	TC-Emergency	3949	0	0.00									
Berlin Township	TC-Mail-In Ballot	3949	508	12.86	164	319	3						
Berlin Township	TC-Provisional	3949	45	1.14	17	23							
Berlin Township	TC-Rejected Ballots	3949	0	0.00									
Berlin Township	Total	3949	2089	52.90	791	1209	3						
Brooklawn Dist 1	Total	1248	533	42.71	172	337							
Brooklawn Mail-In Ballot	Total	0	86	0.00	26	57							
Brooklawn Provisional	Total	0	8	0.00	1	7							
Brooklawn Emergency Ballots	Total	0	0	0.00									
Brooklawn Borough	TC-Election Day	1248	533	42.71	172	337							
Brooklawn Borough	TC-Emergency	1248	0	0.00									
Brooklawn Borough	TC-Mail-In Ballot	1248	86	6.89	26	57							
Brooklawn Borough	TC-Provisional	1248	8	0.64	1	7							
Brooklawn Borough	TC-Rejected Ballots	1248	0	0.00									
Brooklawn Borough	Total	1248	627	50.24	199	401							
Camden City W1 D1	Total	572	148	25.87		133							
Camden City W1 D2	Total	1251	324	25.90	12	279							
Camden City W1 D3	Total	1020	245	24.02	8	221							
Camden City W1 D4	Total	888	206	23.20	8	184							
Camden City W1 D5	Total	1265	266	21.03	15	236							
Camden City W1 D6	Total	1171	307	26.22	11	271							
Camden City W1 D7	Total	854	145	16.98	5	129							
Camden City W1 D8	Total	923	322	34.89	5	296							
Camden City W1 D9	Total	1652	420	25.42	16	381							
Camden City W1 D10	Total	823	221	26.85	9	198							
Camden City Ward 1 Mail-In Ballot	Total	0	489	0.00	28	447	2						
Camden City Ward 1 Provisional	Total	0	214	0.00	13	189							
Camden City W1 Emergency Ballots	Total	0	0	0.00									
Camden City W2 D1	Total	666	181	27.18	6	164							
Camden City W2 D2	Total	889	262	29.47	9	240							
Camden City W2 D3	Total	984	403	40.96	5	380							
Camden City W2 D4	Total	724	196	27.07	9	176							
Camden City W2 D5	Total	809	195	24.10	5	176							
Camden City W2 D6	Total	1489	392	26.33	9	366							
Camden City W2 D7	Total	1043	300	28.76	7	276							

Sheriff

		Registered	Ballots Cast	Turnout (%)	Joseph ADOLF	Gilbert L. Whip WILSON	Write-In							
Camden City W2 D8	Total	1544	384	24.87	13	350								
Camden City W2 D9	Total	1423	356	25.02	9	315								
Camden City W2 D10	Total	684	163	23.83	4	147								
Camden City W2 D11	Total	703	175	24.89	2	155								
Camden City Ward 2 Mail-In Ballot	Total	0	541	0.00	13	509	1							
Camden City Ward 2 Provisional	Total	0	287	0.00	7	265								
Camden City W2 Emergency Ballots	Total	0	0	0.00										
Camden City W3 D1	Total	995	219	22.01	18	185								
Camden City W3 D2	Total	1389	404	29.09	20	358	1							
Camden City W3 D3	Total	882	248	28.12	18	211								
Camden City W3 D4	Total	1060	267	25.19	10	243								
Camden City W3 D5	Total	895	202	22.57	7	174								
Camden City W3 D6	Total	1109	370	33.36	15	328								
Camden City W3 D7	Total	1125	313	27.82	16	268								
Camden City W3 D8	Total	1204	332	27.57	11	297								
Camden City W3 D9	Total	1389	403	29.01	24	333								
Camden City Ward 3 Mail-In Ballot	Total	0	501	0.00	33	443								
Camden City Ward 3 Provisional	Total	0	144	0.00	15	117								
Camden City W3 Emergency Ballots	Total	0	0	0.00										
Camden City W4 D1	Total	923	254	27.52	9	227								
Camden City W4 D2	Total	1019	229	22.47	11	198								
Camden City W4 D3	Total	1099	275	25.02	12	235								
Camden City W4 D4	Total	1163	265	22.79	4	242								
Camden City W4 D5	Total	921	242	26.28	8	216								
Camden City W4 D6	Total	1188	269	22.64	16	228	1							
Camden City W4 D7	Total	1098	304	27.69	20	251								
Camden City W4 D8	Total	1147	322	28.07	24	274								
Camden City W4 D9	Total	1156	307	26.56	31	252								
Camden City W4 D10	Total	1125	280	24.89	23	245	2							
Camden City Ward 4 Mail-In Ballot	Total	0	381	0.00	38	324								
Camden City Ward 4 Provisional	Total	0	200	0.00	10	175								
Camden City W4 Emergency Ballots	Total	0	0	0.00										
Camden City	TC-Election Day	42264	11116	26.30	464	9838	4							
Camden City	TC-Emergency	42264	0	0.00										
Camden City	TC-Mail-In Ballot	42264	1912	4.52	112	1723	3							
Camden City	TC-Provisional	42264	845	2.00	45	746								
Camden City	TC-Rejected Ballots	42264	0	0.00										
Camden City	Total	42264	13873	32.82	621	12307	7							

Sheriff

		Registered	Ballots Cast	Turnout (%)	Joseph ADOLF	Gilbert L. Whip WILSON	Write-In							
Cherry Hill Dist 1	Total	1070	535	50.00	199	322								
Cherry Hill Dist 2	Total	1201	447	37.22	141	293								
Cherry Hill Dist 3	Total	1649	616	37.36	220	373	1							
Cherry Hill Dist 4	Total	1245	477	38.31	182	273	1							
Cherry Hill Dist 5	Total	1189	478	40.20	131	320	4							
Cherry Hill Dist 6	Total	924	367	39.72	150	207								
Cherry Hill Dist 7	Total	1097	478	43.57	151	301								
Cherry Hill Dist 8	Total	1022	409	40.02	115	277								
Cherry Hill Dist 9	Total	1207	448	37.12	132	286	1							
Cherry Hill Dist 10	Total	1426	584	40.95	214	341	1							
Cherry Hill Dist 11	Total	1268	586	46.21	196	362	2							
Cherry Hill Dist 12	Total	1263	506	40.06	159	323	1							
Cherry Hill Dist 13	Total	1040	487	46.83	206	265								
Cherry Hill Dist 14	Total	875	448	51.20	159	269								
Cherry Hill Dist 15	Total	1307	457	34.97	137	293								
Cherry Hill Dist 16	Total	815	302	37.06	77	212	1							
Cherry Hill Dist 17	Total	1272	520	40.88	134	366	1							
Cherry Hill Dist 18	Total	913	355	38.88	126	214	1							
Cherry Hill Dist 19	Total	962	409	42.52	112	273	1							
Cherry Hill Dist 20	Total	1337	596	44.58	237	341	2							
Cherry Hill Dist 21	Total	1456	524	35.99	172	323								
Cherry Hill Dist 22	Total	1108	511	46.12	187	304	1							
Cherry Hill Dist 23	Total	1414	500	35.36	142	341								
Cherry Hill Dist 24	Total	1224	501	40.93	152	326								
Cherry Hill Dist 25	Total	1040	423	40.67	127	275								
Cherry Hill Dist 26	Total	1483	605	40.80	205	380								
Cherry Hill Dist 27	Total	1084	414	38.19	131	270								
Cherry Hill Dist 28	Total	1324	493	37.24	118	350								
Cherry Hill Dist 29	Total	1444	629	43.56	221	389	2							
Cherry Hill Dist 30	Total	738	301	40.79	54	229								
Cherry Hill Dist 31	Total	1344	537	39.96	128	379	1							
Cherry Hill Dist 32	Total	761	245	32.19	73	158								
Cherry Hill Dist 33	Total	1269	569	44.84	176	373								
Cherry Hill Dist 34	Total	1318	551	41.81	185	346	1							
Cherry Hill Dist 35	Total	1293	549	42.46	224	307								
Cherry Hill Dist 36	Total	1252	409	32.67	110	275								
Cherry Hill Dist 37	Total	1057	452	42.76	112	321	1							
Cherry Hill Dist 38	Total	877	356	40.59	74	273								
Cherry Hill Dist 39	Total	1229	464	37.75	153	297								
Cherry Hill Dist 40	Total	861	379	44.02	104	260								
Cherry Hill Dist 41	Total	930	336	36.13	117	205								
Cherry Hill Dist 42	Total	721	333	46.19	116	197								
Cherry Hill Dist 43	Total	1064	417	39.19	121	274	2							
Cherry Hill Dist 44	Total	1443	511	35.41	133	345	1							
Cherry Hill Dist 45	Total	1720	656	38.14	202	431								
Cherry Hill Dist 46	Total	1099	345	31.39	124	200								

Sheriff

		Registered	Ballots Cast	Turnout (%)	Joseph ADOLF	Gilbert L. Whip WILSON	Write-In							
Cherry Hill Dist 47	Total	1030	404	39.22	95	296								
Cherry Hill Dist 48	Total	623	198	31.78	46	144								
Cherry Hill Mail-In Ballot	Total	0	9098	0.00	2452	6209	5							
Cherry Hill Provisional	Total	0	1060	0.00	281	707								
Cherry Hill Emergency Ballots	Total	0	0	0.00										
Cherry Hill Twp	TC-Election Day	55288	22117	40.00	6980	14179	26							
Cherry Hill Twp	TC-Emergency	55288	0	0.00										
Cherry Hill Twp	TC-Mail-In Ballot	55288	9098	16.46	2452	6209	5							
Cherry Hill Twp	TC-Provisional	55288	1060	1.92	281	707								
Cherry Hill Twp	TC-Rejected Ballots	55288	0	0.00										
Cherry Hill Twp	Total	55288	32275	58.38	9713	21095	31							
Chesilhurst Dist 1	Total	1124	452	40.21	85	335								
Chesilhurst Mail-In Ballot	Total	0	130	0.00	34	80								
Chesilhurst Provisional	Total	0	10	0.00	1	7								
Chesilhurst Emergency Ballots	Total	0	0	0.00										
Chesilhurst Borough	TC-Election Day	1124	452	40.21	85	335								
Chesilhurst Borough	TC-Emergency	1124	0	0.00										
Chesilhurst Borough	TC-Mail-In Ballot	1124	130	11.57	34	80								
Chesilhurst Borough	TC-Provisional	1124	10	0.89	1	7								
Chesilhurst Borough	TC-Rejected Ballots	1124	0	0.00										
Chesilhurst Borough	Total	1124	592	52.67	120	422								
Clementon Dist 1	Total	1016	350	34.45	112	216								
Clementon Dist 2	Total	994	368	37.02	124	223								
Clementon Dist 3	Total	1253	456	36.39	151	284								
Clementon Mail-In Ballot	Total	0	319	0.00	100	204								
Clementon Provisional	Total	0	44	0.00	7	34								
Clementon Emergency Ballots	Total	0	0	0.00										
Clementon Borough	TC-Election Day	3263	1174	35.98	387	723								
Clementon Borough	TC-Emergency	3263	0	0.00										
Clementon Borough	TC-Mail-In Ballot	3263	319	9.78	100	204								
Clementon Borough	TC-Provisional	3263	44	1.35	7	34								
Clementon Borough	TC-Rejected Ballots	3263	0	0.00										
Clementon Borough	Total	3263	1537	47.10	494	961								
Collingswood Dist 1	Total	730	398	54.52	90	286								
Collingswood Dist 2	Total	1067	572	53.61	123	433								
Collingswood Dist 3	Total	598	287	47.99	46	224	1							

Sheriff

		Registered	Ballots Cast	Turnout (%)	Joseph ADOLF	Gilbert L. Whip WILSON	Write-In							
Collingswood Dist 4	Total	952	450	47.27	92	333								
Collingswood Dist 5	Total	1098	373	33.97	50	305								
Collingswood Dist 6	Total	719	417	58.00	118	275	1							
Collingswood Dist 7	Total	994	521	52.41	117	370	1							
Collingswood Dist 8	Total	832	408	49.04	86	306								
Collingswood Dist 9	Total	1327	613	46.19	115	471								
Collingswood Dist 10	Total	847	406	47.93	90	298	2							
Collingswood Dist 11	Total	959	473	49.32	91	358	3							
Collingswood Dist 12	Total	669	351	52.47	62	270	1							
Collingswood Mail-In Ballot	Total	0	1294	0.00	220	1023	1							
Collingswood Provisional	Total	0	195	0.00	47	139								
Collingswood Emergency Ballots	Total	0	0	0.00										
Collingswood Borough	TC-Election Day	10792	5269	48.82	1080	3929	9							
Collingswood Borough	TC-Emergency	10792	0	0.00										
Collingswood Borough	TC-Mail-In Ballot	10792	1294	11.99	220	1023	1							
Collingswood Borough	TC-Provisional	10792	195	1.81	47	139								
Collingswood Borough	TC-Rejected Ballots	10792	0	0.00										
Collingswood Borough	Total	10792	6758	62.62	1347	5091	10							
Gibbsboro Dist 1	Total	944	422	44.70	160	218								
Gibbsboro Dist 2	Total	783	363	46.36	167	172								
Gibbsboro Mail-In Ballot	Total	0	214	0.00	83	117	1							
Gibbsboro Provisional	Total	0	26	0.00	10	10								
Gibbsboro Emergency Ballots	Total	0	0	0.00										
Gibbsboro Borough	TC-Election Day	1727	785	45.45	327	390								
Gibbsboro Borough	TC-Emergency	1727	0	0.00										
Gibbsboro Borough	TC-Mail-In Ballot	1727	214	12.39	83	117	1							
Gibbsboro Borough	TC-Provisional	1727	26	1.51	10	10								
Gibbsboro Borough	TC-Rejected Ballots	1727	0	0.00										
Gibbsboro Borough	Total	1727	1025	59.35	420	517	1							
Gloucester City W1 D1	Total	812	206	25.37	56	133								
Gloucester City W1 D2	Total	719	292	40.61	94	181	1							
Gloucester City W1 D3	Total	660	276	41.82	105	154								
Gloucester City Ward 1 Mail-In Ballot	Total	0	155	0.00	53	93								
Gloucester City Ward 1 Provisional	Total	0	28	0.00	11	15								
Gloucester City W1 Emergency Ballots	Total	0	0	0.00										
Gloucester City W2 D1	Total	720	221	30.69	64	146								
Gloucester City W2 D2	Total	855	324	37.89	107	192								

Sheriff

		Registered	Ballots Cast	Turnout (%)	Joseph ADOLF	Gilbert L. Whip WILSON	Write-In							
Gloucester City W2 D3	Total	941	397	42.19	142	226	1							
Gloucester City Ward 2 Mail-In Ballot	Total	0	280	0.00	76	184								
Gloucester City Ward 2 Provisional	Total	0	24	0.00	10	13								
Gloucester City W2 Emergency Ballots	Total	0	0	0.00										
Gloucester City W3 D1	Total	1034	315	30.46	87	205								
Gloucester City W3 D2	Total	1021	344	33.69	144	186								
Gloucester City Ward 3 Mail-In Ballot	Total	0	191	0.00	64	115								
Gloucester City Ward 3 Provisional	Total	0	29	0.00	14	14								
Gloucester City W3 Emergency Ballots	Total	0	0	0.00										
Gloucester City	TC-Election Day	6762	2375	35.12	799	1423	2							
Gloucester City	TC-Emergency	6762	0	0.00										
Gloucester City	TC-Mail-In Ballot	6762	626	9.26	193	392								
Gloucester City	TC-Provisional	6762	81	1.20	35	42								
Gloucester City	TC-Rejected Ballots	6762	0	0.00										
Gloucester City	Total	6762	3082	45.58	1027	1857	2							
Gloucester Twp Dist 1	Total	691	299	43.27	129	145								
Gloucester Twp Dist 2	Total	748	304	40.64	129	157								
Gloucester Twp Dist 3	Total	836	306	36.60	134	156								
Gloucester Twp Dist 4	Total	1067	493	46.20	212	253								
Gloucester Twp Dist 5	Total	1276	446	34.95	162	265								
Gloucester Twp Dist 6	Total	1419	431	30.37	165	247								
Gloucester Twp Dist 7	Total	1068	455	42.60	205	224	1							
Gloucester Twp Dist 8	Total	1167	418	35.82	96	302								
Gloucester Twp Dist 9	Total	1296	540	41.67	225	282								
Gloucester Twp Dist 10	Total	919	335	36.45	169	150								
Gloucester Twp Dist 11	Total	1038	432	41.62	190	220								
Gloucester Twp Dist 12	Total	1198	534	44.57	231	281								
Gloucester Twp Dist 13	Total	1584	475	29.99	149	304	1							
Gloucester Twp Dist 14	Total	1220	467	38.28	75	369								
Gloucester Twp Dist 15	Total	1253	545	43.50	245	278	1							
Gloucester Twp Dist 16	Total	1141	474	41.54	209	244								
Gloucester Twp Dist 17	Total	2212	706	31.92	161	520	1							
Gloucester Twp Dist 18	Total	1458	578	39.64	150	407								
Gloucester Twp Dist 19	Total	1393	572	41.06	198	350	3							
Gloucester Twp Dist 20	Total	1223	501	40.96	165	304								
Gloucester Twp Dist 21	Total	741	252	34.01	120	123								
Gloucester Twp Dist 22	Total	889	328	36.90	131	181								
Gloucester Twp Dist 23	Total	1278	530	41.47	81	419	1							
Gloucester Twp Dist 24	Total	1216	473	38.90	187	269								

Sheriff

		Registered	Ballots Cast	Turnout (%)	Joseph ADOLF	Gilbert L. Whip WILSON	Write-In						
Gloucester Twp Dist 25	Total	1169	479	40.98	237	220							
Gloucester Twp Dist 26	Total	932	396	42.49	173	202	2						
Gloucester Twp Dist 27	Total	1001	410	40.96	174	216							
Gloucester Twp Dist 28	Total	1244	391	31.43	95	279							
Gloucester Twp Dist 29	Total	1369	569	41.56	205	340							
Gloucester Twp Dist 30	Total	1363	498	36.54	203	271							
Gloucester Twp Dist 31	Total	895	361	40.34	130	210							
Gloucester Twp Dist 32	Total	1283	464	36.17	157	291							
Gloucester Twp Dist 33	Total	1310	517	39.47	99	402							
Gloucester Twp Dist 34	Total	884	324	36.65	97	214							
Gloucester Twp Dist 35	Total	1508	618	40.98	171	415							
Gloucester Twp Dist 36	Total	976	421	43.14	136	267							
Gloucester Twp Dist 37	Total	529	173	32.70	18	150							
Gloucester Twp Dist 38	Total	601	243	40.43	64	169							
Gloucester Twp Dist 39	Total	587	210	35.78	72	125							
Gloucester Twp Dist 40	Total	1141	388	34.01	137	229							
Gloucester Twp Mail-In Ballot	Total	0	5406	0.00	1894	3278	4						
Gloucester Twp Provisional	Total	0	964	0.00	329	608							
Gloucester Twp Emergency Ballots	Total	0	0	0.00									
Gloucester Twp	TC-Election Day	45123	17356	38.46	6086	10450	10						
Gloucester Twp	TC-Emergency	45123	0	0.00									
Gloucester Twp	TC-Mail-In Ballot	45123	5406	11.98	1894	3278	4						
Gloucester Twp	TC-Provisional	45123	964	2.14	329	608							
Gloucester Twp	TC-Rejected Ballots	45123	0	0.00									
Gloucester Twp	Total	45123	23726	52.58	8309	14336	14						
Haddon Twp Dist 1	Total	942	473	50.21	147	309	1						
Haddon Twp Dist 2	Total	724	319	44.06	85	224							
Haddon Twp Dist 3	Total	1105	575	52.04	186	353	1						
Haddon Twp Dist 4	Total	684	343	50.15	107	218							
Haddon Twp Dist 5	Total	501	248	49.50	64	173	1						
Haddon Twp Dist 6	Total	702	319	45.44	113	188							
Haddon Twp Dist 7	Total	663	375	56.56	109	252							
Haddon Twp Dist 8	Total	949	397	41.83	108	266	1						
Haddon Twp Dist 9	Total	617	305	49.43	95	196							
Haddon Twp Dist 10	Total	678	316	46.61	107	195							
Haddon Twp Dist 11	Total	911	495	54.34	150	327							
Haddon Twp Dist 12	Total	1342	721	53.73	263	409							
Haddon Twp Dist 13	Total	695	359	51.65	118	231							
Haddon Twp Dist 14	Total	700	331	47.29	108	210							
Haddon Twp Dist 15	Total	682	326	47.80	99	206	1						
Haddon Twp Mail-In Ballot	Total	0	1511	0.00	429	1007	1						
Haddon Twp Provisional	Total	0	215	0.00	59	149							

Sheriff

		Registered	Ballots Cast	Turnout (%)	Joseph ADOLF	Gilbert L. Whip WILSON	Write-In						
Haddon Twp Emergency Ballots	Total	0	0	0.00									
Haddon Twp	TC-Election Day	11895	5902	49.62	1859	3757	5						
Haddon Twp	TC-Emergency	11895	0	0.00									
Haddon Twp	TC-Mail-In Ballot	11895	1511	12.70	429	1007	1						
Haddon Twp	TC-Provisional	11895	215	1.81	59	149							
Haddon Twp	TC-Rejected Ballots	11895	0	0.00									
Haddon Twp	Total	11895	7628	64.13	2347	4913	6						
Haddonfield Dist 1	Total	1204	435	36.13	158	260	1						
Haddonfield Dist 2	Total	1380	565	40.94	174	369	1						
Haddonfield Dist 3	Total	985	411	41.73	114	281							
Haddonfield Dist 4	Total	782	281	35.93	145	117							
Haddonfield Dist 5	Total	692	240	34.68	125	101							
Haddonfield Dist 6	Total	984	432	43.90	167	243							
Haddonfield Dist 7	Total	959	382	39.83	123	240							
Haddonfield Dist 8	Total	1018	453	44.50	124	312							
Haddonfield Dist 9	Total	1130	489	43.27	156	308	2						
Haddonfield Dist 10	Total	828	340	41.06	115	202	1						
Haddonfield Mail-In Ballot	Total	0	2141	0.00	630	1400							
Haddonfield Provisional	Total	0	279	0.00	97	171							
Haddonfield Emergency Ballots	Total	0	0	0.00									
Haddonfield Borough	TC-Election Day	9962	4028	40.43	1401	2433	5						
Haddonfield Borough	TC-Emergency	9962	0	0.00									
Haddonfield Borough	TC-Mail-In Ballot	9962	2141	21.49	630	1400							
Haddonfield Borough	TC-Provisional	9962	279	2.80	97	171							
Haddonfield Borough	TC-Rejected Ballots	9962	0	0.00									
Haddonfield Borough	Total	9962	6448	64.73	2128	4004	5						
Haddon Heights Dist 1	Total	760	367	48.29	136	218							
Haddon Heights Dist 2	Total	693	310	44.73	100	198							
Haddon Heights Dist 3	Total	1081	542	50.14	209	307	2						
Haddon Heights Dist 4	Total	648	254	39.20	115	132							
Haddon Heights Dist 5	Total	963	495	51.40	175	311							
Haddon Heights Dist 6	Total	978	479	48.98	174	280							
Haddon Heights Dist 7	Total	987	466	47.21	185	255							
Haddon Heights Mail-In Ballot	Total	0	1039	0.00	325	672							
Haddon Heights Provisional	Total	0	127	0.00	52	71							
Haddon Heights Emergency Ballots	Total	0	0	0.00									
Haddon Heights Borough	TC-Election Day	6110	2913	47.68	1094	1701	2						

Sheriff

		Registered	Ballots Cast	Turnout (%)	Joseph ADOLF	Gilbert L. Whip WILSON	Write-In							
Haddon Heights Borough	TC-Emergency	6110	0	0.00										
Haddon Heights Borough	TC-Mail-In Ballot	6110	1039	17.00	325	672								
Haddon Heights Borough	TC-Provisional	6110	127	2.08	52	71								
Haddon Heights Borough	TC-Rejected Ballots	6110	0	0.00										
Haddon Heights Borough	Total	6110	4079	66.76	1471	2444	2							
Hi-Nella Dist 1	Total	622	236	37.94	80	145								
Hi Nella Mail-In Ballot	Total	0	40	0.00	10	28	1							
Hi Nella Provisional	Total	0	10	0.00	2	8								
Hi Nella Emergency Ballots	Total	0	0	0.00										
Hi-Nella Borough	TC-Election Day	622	236	37.94	80	145								
Hi-Nella Borough	TC-Emergency	622	0	0.00										
Hi-Nella Borough	TC-Mail-In Ballot	622	40	6.43	10	28	1							
Hi-Nella Borough	TC-Provisional	622	10	1.61	2	8								
Hi-Nella Borough	TC-Rejected Ballots	622	0	0.00										
Hi-Nella Borough	Total	622	286	45.98	92	181	1							
Laurel Springs Dist 1	Total	689	323	46.88	110	202								
Laurel Springs Dist 2	Total	761	375	49.28	155	199								
Laurel Springs Mail-In Ballot	Total	0	155	0.00	47	103								
Laurel Springs Provisional	Total	0	24	0.00	7	16								
Laurel Springs Emergency Ballots	Total	0	0	0.00										
Laurel Springs Borough	TC-Election Day	1450	698	48.14	265	401								
Laurel Springs Borough	TC-Emergency	1450	0	0.00										
Laurel Springs Borough	TC-Mail-In Ballot	1450	155	10.69	47	103								
Laurel Springs Borough	TC-Provisional	1450	24	1.66	7	16								
Laurel Springs Borough	TC-Rejected Ballots	1450	0	0.00										
Laurel Springs Borough	Total	1450	877	60.48	319	520								
Lawnside Dist 1	Total	1136	577	50.79	11	520	1							
Lawnside Dist 2	Total	1192	576	48.32	13	504	2							
Lawnside Mail-In Ballot	Total	0	201	0.00	6	184								
Lawnside Provisional	Total	0	30	0.00	1	28								
Lawnside Emergency Ballots	Total	0	0	0.00										
Lawnside Borough	TC-Election Day	2328	1153	49.53	24	1024	3							
Lawnside Borough	TC-Emergency	2328	0	0.00										
Lawnside Borough	TC-Mail-In Ballot	2328	201	8.63	6	184								
Lawnside Borough	TC-Provisional	2328	30	1.29	1	28								
Lawnside Borough	TC-Rejected Ballots	2328	0	0.00										

Sheriff

		Registered	Ballots Cast	Turnout (%)	Joseph ADOLF	Gilbert L. Whip WILSON	Write-In							
Lawnside Borough	Total	2328	1384	59.45	31	1236	3							
Lindenwold Dist 1	Total	1307	433	33.13	137	275	1							
Lindenwold Dist 2	Total	1152	431	37.41	102	312								
Lindenwold Dist 3	Total	925	380	41.08	85	273								
Lindenwold Dist 4	Total	1457	510	35.00	101	380								
Lindenwold Dist 5	Total	1283	366	28.53	40	312								
Lindenwold Dist 6	Total	1269	441	34.75	38	385								
Lindenwold Dist 7	Total	855	243	28.42	21	211								
Lindenwold Dist 8	Total	1364	437	32.04	57	367								
Lindenwold Dist 9	Total	670	255	38.06	48	198								
Lindenwold Mail-In Ballot	Total	0	900	0.00	203	660								
Lindenwold Provisional	Total	0	178	0.00	27	144								
Lindenwold Emergency Ballots	Total	0	0	0.00										
Lindenwold Borough	TC-Election Day	10282	3496	34.00	629	2713	1							
Lindenwold Borough	TC-Emergency	10282	0	0.00										
Lindenwold Borough	TC-Mail-In Ballot	10282	900	8.75	203	660								
Lindenwold Borough	TC-Provisional	10282	178	1.73	27	144								
Lindenwold Borough	TC-Rejected Ballots	10282	0	0.00										
Lindenwold Borough	Total	10282	4574	44.49	859	3517	1							
Magnolia Dist 1	Total	837	340	40.62	81	253	1							
Magnolia Dist 2	Total	662	284	42.90	92	185								
Magnolia Dist 3	Total	791	313	39.57	108	194								
Magnolia Dist 4	Total	815	368	45.15	124	226	1							
Magnolia Mail-In Ballot	Total	0	284	0.00	88	182	1							
Magnolia Provisional	Total	0	55	0.00	18	35								
Magnolia Emergency Ballots	Total	0	0	0.00										
Magnolia Borough	TC-Election Day	3105	1305	42.03	405	858	2							
Magnolia Borough	TC-Emergency	3105	0	0.00										
Magnolia Borough	TC-Mail-In Ballot	3105	284	9.15	88	182	1							
Magnolia Borough	TC-Provisional	3105	55	1.77	18	35								
Magnolia Borough	TC-Rejected Ballots	3105	0	0.00										
Magnolia Borough	Total	3105	1644	52.95	511	1075	3							
Merchantville Dist 1	Total	1208	571	47.27	167	370	1							
Merchantville Dist 2	Total	770	358	46.49	106	233								
Merchantville Dist 3	Total	818	302	36.92	94	192								
Merchantville Mail-In Ballot	Total	0	273	0.00	56	208								
Merchantville Provisional	Total	0	43	0.00	7	32								

Sheriff

		Registered	Ballots Cast	Turnout (%)	Joseph ADOLF	Gilbert L. Whip WILSON	Write-In						
Merchantville Emergency Ballots	Total	0	0	0.00									
Merchantville Borough	TC-Election Day	2796	1231	44.03	367	795	1						
Merchantville Borough	TC-Emergency	2796	0	0.00									
Merchantville Borough	TC-Mail-In Ballot	2796	273	9.76	56	208							
Merchantville Borough	TC-Provisional	2796	43	1.54	7	32							
Merchantville Borough	TC-Rejected Ballots	2796	0	0.00									
Merchantville Borough	Total	2796	1547	55.33	430	1035	1						
Mt Ephraim Dist 1	Total	791	359	45.39	125	221							
Mt Ephraim Dist 2	Total	903	432	47.84	159	257							
Mt Ephraim Dist 3	Total	872	367	42.09	171	172							
Mt Ephraim Dist 4	Total	839	336	40.05	138	177							
Mt. Ephraim Mail-In Ballot	Total	0	361	0.00	118	222							
Mt. Ephraim Provisional	Total	0	30	0.00	12	18							
Mt. Ephraim Emergency Ballots	Total	0	0	0.00									
Mount Ephraim Borough	TC-Election Day	3405	1494	43.88	593	827							
Mount Ephraim Borough	TC-Emergency	3405	0	0.00									
Mount Ephraim Borough	TC-Mail-In Ballot	3405	361	10.60	118	222							
Mount Ephraim Borough	TC-Provisional	3405	30	0.88	12	18							
Mount Ephraim Borough	TC-Rejected Ballots	3405	0	0.00									
Mount Ephraim Borough	Total	3405	1885	55.36	723	1067							
Oaklyn Dist 1	Total	687	340	49.49	92	242							
Oaklyn Dist 2	Total	853	360	42.20	94	249							
Oaklyn Dist 3	Total	765	344	44.97	120	198							
Oaklyn Dist 4	Total	719	371	51.60	109	253							
Oaklyn Mail-In Ballot	Total	0	236	0.00	66	159							
Oaklyn Provisional	Total	0	60	0.00	17	41							
Oaklyn Emergency Ballots	Total	0	0	0.00									
Oaklyn Borough	TC-Election Day	3024	1415	46.79	415	942							
Oaklyn Borough	TC-Emergency	3024	0	0.00									
Oaklyn Borough	TC-Mail-In Ballot	3024	236	7.80	66	159							
Oaklyn Borough	TC-Provisional	3024	60	1.98	17	41							
Oaklyn Borough	TC-Rejected Ballots	3024	0	0.00									
Oaklyn Borough	Total	3024	1711	56.58	498	1142							
Pennsauken Dist 1	Total	1086	421	38.77	56	351							
Pennsauken Dist 2	Total	1521	622	40.89	45	558							
Pennsauken Dist 3	Total	1050	453	43.14	115	317	1						

Sheriff

		Registered	Ballots Cast	Turnout (%)	Joseph ADOLF	Gilbert L. Whip WILSON	Write-In						
Pennsauken Dist 4	Total	1470	552	37.55	73	443							
Pennsauken Dist 5	Total	776	371	47.81	107	252							
Pennsauken Dist 6	Total	1070	471	44.02	145	303							
Pennsauken Dist 7	Total	1303	478	36.68	85	357							
Pennsauken Dist 8	Total	930	389	41.83	71	303							
Pennsauken Dist 9	Total	958	293	30.58	75	206							
Pennsauken Dist 10	Total	886	405	45.71	104	285	1						
Pennsauken Dist 11	Total	1019	470	46.12	127	322	1						
Pennsauken Dist 12	Total	853	352	41.27	47	279	2						
Pennsauken Dist 13	Total	842	364	43.23	99	248	1						
Pennsauken Dist 14	Total	1057	461	43.61	57	384							
Pennsauken Dist 15	Total	1291	468	36.25	60	377							
Pennsauken Dist 16	Total	795	273	34.34	16	240							
Pennsauken Dist 17	Total	1370	512	37.37	106	387							
Pennsauken Dist 18	Total	1304	554	42.48	143	390							
Pennsauken Dist 19	Total	662	267	40.33	52	202							
Pennsauken Dist 20	Total	809	330	40.79	25	292							
Pennsauken Dist 21	Total	727	280	38.51	59	192							
Pennsauken Dist 22	Total	806	357	44.29	82	264							
Pennsauken Dist 23	Total	812	367	45.20	87	265							
Pennsauken Dist 24	Total	671	211	31.45	15	188							
Pennsauken Mail-In Ballot	Total	0	1966	0.00	471	1420	2						
Pennsauken Provisional	Total	0	362	0.00	69	267	1						
Pennsauken Emergency Ballots	Total	0	0	0.00									
Pennsauken Twp	TC-Election Day	24068	9721	40.39	1851	7405	6						
Pennsauken Twp	TC-Emergency	24068	0	0.00									
Pennsauken Twp	TC-Mail-In Ballot	24068	1966	8.17	471	1420	2						
Pennsauken Twp	TC-Provisional	24068	362	1.50	69	267	1						
Pennsauken Twp	TC-Rejected Ballots	24068	0	0.00									
Pennsauken Twp	Total	24068	12049	50.06	2391	9092	9						
Pine Hill Dist 1	Total	1007	394	39.13	82	297							
Pine Hill Dist 2	Total	1163	449	38.61	159	271							
Pine Hill Dist 3	Total	1226	489	39.89	150	318							
Pine Hill Dist 4	Total	1299	429	33.03	53	364	1						
Pine Hill Dist 5	Total	1279	486	38.00	175	285	1						
Pine Hill Dist 6	Total	966	257	26.60	43	200							
Pine Hill Mail-In Ballot	Total	0	639	0.00	189	423							
Pine Hill Provisional	Total	0	100	0.00	18	78							
Pine Hill Emergency Ballots	Total	0	0	0.00									
Pine Hill Borough	TC-Election Day	6940	2504	36.08	662	1735	2						
Pine Hill Borough	TC-Emergency	6940	0	0.00									
Pine Hill Borough	TC-Mail-In Ballot	6940	639	9.21	189	423							

Sheriff

		Registered	Ballots Cast	Turnout (%)	Joseph ADOLF	Gilbert L. Whip WILSON	Write-In						
Pine Hill Borough	TC-Provisional	6940	100	1.44	18	78							
Pine Hill Borough	TC-Rejected Ballots	6940	0	0.00									
Pine Hill Borough	Total	6940	3243	46.73	869	2236	2						
Pine Valley Dist 1	Total	14	0	0.00									
Pine Valley Mail-In Ballot	Total	0	13	0.00	9	4							
Pine Valley Provisional	Total	0	0	0.00									
Pine Valley Emergency Ballots	Total	0	0	0.00									
Pine Valley Borough	TC-Election Day	14	0	0.00									
Pine Valley Borough	TC-Emergency	14	0	0.00									
Pine Valley Borough	TC-Mail-In Ballot	14	13	92.86	9	4							
Pine Valley Borough	TC-Provisional	14	0	0.00									
Pine Valley Borough	TC-Rejected Ballots	14	0	0.00									
Pine Valley Borough	Total	14	13	92.86	9	4							
Runnemede Dist 1	Total	741	265	35.76	70	179	1						
Runnemede Dist 2	Total	1036	364	35.14	132	210	1						
Runnemede Dist 3	Total	737	259	35.14	110	141							
Runnemede Dist 4	Total	885	360	40.68	119	219							
Runnemede Dist 5	Total	1369	487	35.57	160	300							
Runnemede Dist 6	Total	1104	444	40.22	169	247	2						
Runnemede Mail-In Ballot	Total	0	665	0.00	222	405							
Runnemede Provisional	Total	0	70	0.00	16	50							
Runnemede Emergency Ballots	Total	0	0	0.00									
Runnemede Borough	TC-Election Day	5872	2179	37.11	760	1296	4						
Runnemede Borough	TC-Emergency	5872	0	0.00									
Runnemede Borough	TC-Mail-In Ballot	5872	665	11.32	222	405							
Runnemede Borough	TC-Provisional	5872	70	1.19	16	50							
Runnemede Borough	TC-Rejected Ballots	5872	0	0.00									
Runnemede Borough	Total	5872	2914	49.63	998	1751	4						
Somerdale Dist 1	Total	1483	589	39.72	177	387	2						
Somerdale Dist 2	Total	797	322	40.40	99	210							
Somerdale Dist 3	Total	782	332	42.46	69	251							
Somerdale Dist 4	Total	856	351	41.00	87	244							
Somerdale Mail-In Ballot	Total	0	366	0.00	91	247	1						
Somerdale Provisional	Total	0	45	0.00	6	37							
Somerdale Emergency Ballots	Total	0	0	0.00									
Somerdale Borough	TC-Election Day	3918	1594	40.68	432	1092	2						

Sheriff

		Registered	Ballots Cast	Turnout (%)	Joseph ADOLF	Gilbert L. Whip WILSON	Write-In						
Somerdale Borough	TC-Emergency	3918	0	0.00									
Somerdale Borough	TC-Mail-In Ballot	3918	366	9.34	91	247	1						
Somerdale Borough	TC-Provisional	3918	45	1.15	6	37							
Somerdale Borough	TC-Rejected Ballots	3918	0	0.00									
Somerdale Borough	Total	3918	2005	51.17	529	1376	3						
Stratford Dist 1	Total	594	281	47.31	126	141							
Stratford Dist 2	Total	879	363	41.30	155	186	1						
Stratford Dist 3	Total	852	369	43.31	129	217							
Stratford Dist 4	Total	1034	428	41.39	189	220							
Stratford Dist 5	Total	687	230	33.48	52	168							
Stratford Dist 6	Total	838	357	42.60	135	203	1						
Stratford Mail-In Ballot	Total	0	588	0.00	183	374	3						
Stratford Provisional	Total	0	108	0.00	31	75							
Stratford Emergency Ballots	Total	0	0	0.00									
Stratford Borough	TC-Election Day	4884	2023	41.42	786	1130	2						
Stratford Borough	TC-Emergency	4884	0	0.00									
Stratford Borough	TC-Mail-In Ballot	4884	593	12.14	183	379	3						
Stratford Borough	TC-Provisional	4884	108	2.21	31	75							
Stratford Borough	TC-Rejected Ballots	4884	0	0.00									
Stratford Borough	Total	4884	2724	55.77	1000	1584	5						
Tavistock Dist 1	Total	9	0	0.00									
Tavistock Mail-In Ballot	Total	0	4	0.00	2	2							
Tavistock Provisional	Total	0	0	0.00									
Tavistock Emergency Ballots	Total	0	0	0.00									
Tavistock Borough	TC-Election Day	9	0	0.00									
Tavistock Borough	TC-Emergency	9	0	0.00									
Tavistock Borough	TC-Mail-In Ballot	9	4	44.44	2	2							
Tavistock Borough	TC-Provisional	9	0	0.00									
Tavistock Borough	TC-Rejected Ballots	9	0	0.00									
Tavistock Borough	Total	9	4	44.44	2	2							
Voorhees Dist 1	Total	1453	583	40.12	175	376							
Voorhees Dist 2	Total	1328	572	43.07	217	324							
Voorhees Dist 3	Total	1294	536	41.42	171	336	1						
Voorhees Dist 4	Total	1235	322	26.07	74	232							
Voorhees Dist 5	Total	1362	495	36.34	100	367							
Voorhees Dist 6	Total	1350	548	40.59	225	305							
Voorhees Dist 7	Total	772	333	43.13	97	218	1						
Voorhees Dist 8	Total	1627	643	39.52	172	451							

Sheriff

		Registered	Ballots Cast	Turnout (%)	Joseph ADOLF	Gilbert L. Whip WILSON	Write-In						
Voorhees Dist 9	Total	1387	572	41.24	223	328							
Voorhees Dist 10	Total	1033	417	40.37	142	251	1						
Voorhees Dist 11	Total	1041	430	41.31	165	244	1						
Voorhees Dist 12	Total	1010	366	36.24	139	214							
Voorhees Dist 13	Total	1365	560	41.03	152	356	1						
Voorhees Dist 14	Total	902	375	41.57	112	249							
Voorhees Dist 15	Total	1241	497	40.05	159	308							
Voorhees Dist 16	Total	864	366	42.36	147	200							
Voorhees Dist 17	Total	745	313	42.01	98	197							
Voorhees Dist 18	Total	1180	320	27.12	53	251	1						
Voorhees Dist 19	Total	994	350	35.21	117	197							
Voorhees Mail-In Ballot	Total	0	3510	0.00	1016	2295	3						
Voorhees Provisional	Total	0	465	0.00	143	296							
Voorhees Emergency Ballots	Total	0	0	0.00									
Voorhees Twp	TC-Election Day	22183	8598	38.76	2738	5404	6						
Voorhees Twp	TC-Emergency	22183	0	0.00									
Voorhees Twp	TC-Mail-In Ballot	22183	3510	15.82	1016	2295	3						
Voorhees Twp	TC-Provisional	22183	465	2.10	143	296							
Voorhees Twp	TC-Rejected Ballots	22183	0	0.00									
Voorhees Twp	Total	22183	12573	56.68	3897	7995	9						
Waterford Dist 1	Total	1058	471	44.52	262	180							
Waterford Dist 2	Total	1234	511	41.41	241	250	1						
Waterford Dist 3	Total	1066	384	36.02	182	167							
Waterford Dist 4	Total	896	399	44.53	226	139							
Waterford Dist 5	Total	1079	358	33.18	159	175							
Waterford Dist 6	Total	1045	466	44.59	268	167							
Waterford Dist 7	Total	1129	477	42.25	276	163							
Waterford Dist 8	Total	318	155	48.74	91	52	2						
Waterford Mail-In Ballot	Total	0	976	0.00	414	515	1						
Waterford Provisional	Total	0	135	0.00	72	53							
Waterford Emergency Ballots	Total	0	0	0.00									
Waterford Twp	TC-Election Day	7825	3221	41.16	1705	1293	3						
Waterford Twp	TC-Emergency	7825	0	0.00									
Waterford Twp	TC-Mail-In Ballot	7825	976	12.47	414	515	1						
Waterford Twp	TC-Provisional	7825	135	1.73	72	53							
Waterford Twp	TC-Rejected Ballots	7825	0	0.00									
Waterford Twp	Total	7825	4332	55.36	2191	1861	4						
Winslow W1 D1	Total	1084	486	44.83	303	166	2						
Winslow W1 D2	Total	1214	395	32.54	229	150	1						
Winslow W1 D3	Total	786	333	42.37	172	146							

Sheriff

		Registered	Ballots Cast	Turnout (%)	Joseph ADOLF	Gilbert L. Whip WILSON	Write-In							
Winslow W1 D4	Total	1410	571	40.50	231	314								
Winslow W1 D5	Total	1277	511	40.02	259	236								
Winslow W1 D6	Total	723	277	38.31	70	197								
Winslow Ward 1 Mail-In Ballot	Total	0	868	0.00	434	393								
Winslow Ward 1 Provisional	Total	0	78	0.00	37	38								
Winslow W1 Emergency Ballots	Total	0	0	0.00										
Winslow W2 D1	Total	1662	776	46.69	134	620	1							
Winslow W2 D2	Total	927	374	40.35	159	211								
Winslow W2 D3	Total	1696	680	40.09	222	415								
Winslow W2 D4	Total	1179	518	43.94	179	319								
Winslow W2 D5	Total	922	369	40.02	194	156								
Winslow W2 D6	Total	1040	450	43.27	48	392								
Winslow Ward 2 Mail-In Ballot	Total	0	793	0.00	274	493								
Winslow Ward 2 Provisional	Total	0	147	0.00	30	111								
Winslow W2 Mail-In Ballot Rejected	Total	0	0	0.00										
Winslow W2 Provisional Rejected	Total	0	0	0.00										
Winslow W2 Emergency Ballots	Total	0	0	0.00										
Winslow W3 D1	Total	1320	534	40.45	39	468	2							
Winslow W3 D2	Total	1493	606	40.59	25	554								
Winslow W3 D3	Total	1210	441	36.45	36	385								
Winslow W3 D4	Total	1208	510	42.22	56	429								
Winslow W3 D5	Total	1348	586	43.47	47	515								
Winslow Ward 3 Mail-In Ballot	Total	0	603	0.00	70	512								
Winslow Ward 3 Provisional	Total	0	102	0.00	9	90								
Winslow W3 Mail-In Ballot Rejected	Total	0	0	0.00										
Winslow W3 Provisional Rejected	Total	0	0	0.00										
Winslow W3 Emergency Ballots	Total	0	0	0.00										
Winslow W4 D1	Total	807	346	42.87	129	202	1							
Winslow W4 D2	Total	1643	603	36.70	99	487								
Winslow W4 D3	Total	1787	722	40.40	159	536	1							
Winslow W4 D4	Total	1294	588	45.44	151	421								
Winslow W4 D5	Total	1464	618	42.21	114	481	1							
Winslow Ward 4 Mail-In Ballot	Total	0	788	0.00	216	543	1							
Winslow Ward 4 Provisional	Total	0	131	0.00	27	95								
Winslow W4 Mail-In Ballot Rejected	Total	0	0	0.00										
Winslow W4 Provisional Rejected	Total	0	0	0.00										
Winslow W4 Emergency Ballots	Total	0	0	0.00										
Winslow Twp	TC-Election Day	27494	11294	41.08	3055	7800	9							
Winslow Twp	TC-Emergency	27494	0	0.00										

Sheriff

		Registered	Ballots Cast	Turnout (%)	Joseph ADOLF	Gilbert L. Whip WILSON	Write-In						
Winslow Twp	TC-Mail-In Ballot	27494	3052	11.10	994	1941	1						
Winslow Twp	TC-Provisional	27494	458	1.67	103	334							
Winslow Twp	TC-Rejected Ballots	27494	0	0.00									
Winslow Twp	Total	27494	14804	53.84	4152	10075	10						
Woodlynne Dist 1	Total	938	289	30.81	43	228							
Woodlynne Dist 2	Total	759	245	32.28	20	210							
Woodlynne Mail-In Ballot	Total	0	58	0.00	15	39	1						
Woodlynne Provisional	Total	0	30	0.00	5	25							
Woodlynne Emergency Ballots	Total	0	0	0.00									
Woodlynne Borough	TC-Election Day	1697	534	31.47	63	438							
Woodlynne Borough	TC-Emergency	1697	0	0.00									
Woodlynne Borough	TC-Mail-In Ballot	1697	58	3.42	15	39	1						
Woodlynne Borough	TC-Provisional	1697	30	1.77	5	25							
Woodlynne Borough	TC-Rejected Ballots	1697	0	0.00									
Woodlynne Borough	Total	1697	622	36.65	83	502	1						
Total - TC-Election Day		356954	139459	39.07	40419	91837	111						
Total - TC-Emergency		356954	0	0.00									
Total - TC-Mail-In Ballot		356954	41530	11.63	11860	27702	36						
Total - TC-Provisional		356954	6559	1.84	1697	4518	2						
Total - TC-Rejected Ballots		356954	0	0.00									
Contest Total		356954	187548	52.54	53976	124057	149						

Board of Chosen Freeholders

		Registered	Ballots Cast	Turnout (%)	Keith CYBULSKI	Vincent SQUIRE	Claire H. GUSTAFSON	Jeffrey L. NASH	Susan SHIN ANGULO	William F. MOEN, JR.	Write-In			
Audubon Boro Dist 1	Total	798	386	48.37	118	115	124	238	236	223				
Audubon Boro Dist 2	Total	630	279	44.29	113	112	116	149	142	136				
Audubon Boro Dist 3	Total	993	452	45.52	166	159	162	262	257	251				
Audubon Boro Dist 4	Total	633	329	51.97	130	131	134	182	181	167				
Audubon Boro Dist 5	Total	940	418	44.47	150	140	148	233	241	233				
Audubon Boro Dist 6	Total	1079	518	48.01	178	183	188	306	285	281				
Audubon Boro Dist 7	Total	680	339	49.85	151	145	152	178	171	163				
Audubon Boro Dist 8	Total	873	389	44.56	138	137	143	231	225	216	1			
Audubon Boro Mail-In Ballot	Total	0	725	0.00	232	226	242	475	458	454	5			
Audubon Boro Provisional	Total	0	119	0.00	36	37	43	75	76	72				
Audubon Boro Emergency Ballots	Total	0	0	0.00										
Audubon Borough	TC-Election Day	6626	3110	46.94	1144	1122	1167	1779	1738	1670	1			
Audubon Borough	TC-Emergency	6626	0	0.00										
Audubon Borough	TC-Mail-In Ballot	6626	725	10.94	232	226	242	475	458	454	5			
Audubon Borough	TC-Provisional	6626	119	1.80	36	37	43	75	76	72				
Audubon Borough	TC-Rejected Ballots	6626	0	0.00										
Audubon Borough	Total	6626	3954	59.67	1412	1385	1452	2329	2272	2196	6			
Audubon Park Dist 1	Total	784	410	52.30	142	142	135	220	201	198				
Audubon Park Mail-In Ballot	Total	0	51	0.00	17	17	19	32	27	29				
Audubon Park Provisional	Total	0	15	0.00	7	6	5	7	7	6				
Audubon Park Emergency Ballots	Total	0	0	0.00										
Audubon Park Borough	TC-Election Day	784	410	52.30	142	142	135	220	201	198				
Audubon Park Borough	TC-Emergency	784	0	0.00										
Audubon Park Borough	TC-Mail-In Ballot	784	51	6.51	17	17	19	32	27	29				
Audubon Park Borough	TC-Provisional	784	15	1.91	7	6	5	7	7	6				
Audubon Park Borough	TC-Rejected Ballots	784	0	0.00										
Audubon Park Borough	Total	784	476	60.71	166	165	159	259	235	233				
Barrington Dist 1	Total	1145	519	45.33	194	192	196	294	296	295				
Barrington Dist 2	Total	897	375	41.81	142	151	143	211	204	201				
Barrington Dist 3	Total	1027	469	45.67	159	167	168	279	259	257				
Barrington Dist 4	Total	1368	493	36.04	175	175	172	289	288	280				
Barrington Dist 5	Total	521	246	47.22	91	87	90	144	143	136				
Barrington Mail-In Ballot	Total	0	610	0.00	219	218	225	362	364	346				
Barrington Provisional	Total	0	87	0.00	30	26	29	55	53	51	1			
Barrington Emergency Ballots	Total	0	0	0.00										
Barrington Borough	TC-Election Day	4958	2102	42.40	761	772	769	1217	1190	1169				
Barrington Borough	TC-Emergency	4958	0	0.00										
Barrington Borough	TC-Mail-In Ballot	4958	610	12.30	219	218	225	362	364	346				

Board of Chosen Freeholders

		Registered	Ballots Cast	Turnout (%)	Keith CYBULSKI	Vincent SQUIRE	Claire H. GUSTAFSON	Jeffrey L. NASH	Susan SHIN ANGULO	William F. MOEN, JR.	Write-In			
Barrington Borough	TC-Provisional	4958	87	1.75	30	26	29	55	53	51	1			
Barrington Borough	TC-Rejected Ballots	4958	0	0.00										
Barrington Borough	Total	4958	2799	56.45	1010	1016	1023	1634	1607	1566	1			
Bellmawr Dist 1	Total	1386	609	43.94	216	217	209	296	288	289				
Bellmawr Dist 2	Total	1255	552	43.98	177	174	176	304	293	285				
Bellmawr Dist 3	Total	1139	476	41.79	149	149	131	254	250	247				
Bellmawr Dist 4	Total	999	466	46.65	166	167	164	215	207	223				
Bellmawr Dist 5	Total	995	393	39.50	133	118	127	200	198	195				
Bellmawr Dist 6	Total	1096	498	45.44	157	162	159	273	256	264				
Bellmawr Dist 7	Total	930	421	45.27	168	163	167	194	192	190				
Bellmawr Mail-In Ballot	Total	0	877	0.00	235	239	254	559	543	536	2			
Bellmawr Provisional	Total	0	119	0.00	41	40	38	62	60	56	3			
Bellmawr Emergency Ballots	Total	0	0	0.00										
Bellmawr Borough	TC-Election Day	7800	3415	43.78	1166	1150	1133	1736	1684	1693				
Bellmawr Borough	TC-Emergency	7800	0	0.00										
Bellmawr Borough	TC-Mail-In Ballot	7800	877	11.24	235	239	254	559	543	536	2			
Bellmawr Borough	TC-Provisional	7800	119	1.53	41	40	38	62	60	56	3			
Bellmawr Borough	TC-Rejected Ballots	7800	0	0.00										
Bellmawr Borough	Total	7800	4411	56.55	1442	1429	1425	2357	2287	2285	5			
Berlin Boro Dist 1	Total	972	347	35.70	182	175	175	147	149	141				
Berlin Boro Dist 2	Total	1250	561	44.88	269	268	273	244	231	228	3			
Berlin Boro Dist 3	Total	1352	553	40.90	241	243	244	275	275	260				
Berlin Boro Dist 4	Total	1205	469	38.92	219	207	212	227	214	211				
Berlin Boro Dist 5	Total	584	240	41.10	104	108	102	110	114	113				
Berlin Boro Mail-In Ballot	Total	0	691	0.00	304	300	313	357	356	344	4			
Berlin Boro Provisional	Total	0	117	0.00	43	47	45	64	68	61				
Berlin Boro Emergency Ballots	Total	0	0	0.00										
Berlin Borough	TC-Election Day	5363	2170	40.46	1015	1001	1006	1003	983	953	3			
Berlin Borough	TC-Emergency	5363	0	0.00										
Berlin Borough	TC-Mail-In Ballot	5363	691	12.88	304	300	313	357	356	344	4			
Berlin Borough	TC-Provisional	5363	117	2.18	43	47	45	64	68	61				
Berlin Borough	TC-Rejected Ballots	5363	0	0.00										
Berlin Borough	Total	5363	2978	55.53	1362	1348	1364	1424	1407	1358	7			
Berlin Twp Dist 1	Total	1441	556	38.58	203	207	220	314	305	292				
Berlin Twp Dist 2	Total	693	302	43.58	101	101	102	184	183	177				
Berlin Twp Dist 3	Total	618	222	35.92	104	105	106	108	98	99				
Berlin Twp Dist 4	Total	1197	456	38.10	186	182	183	241	235	229				
Berlin Twp Mail-In Ballot	Total	0	508	0.00	171	174	185	320	310	303				

Board of Chosen Freeholders

		Registered	Ballots Cast	Turnout (%)	Keith CYBULSKI	Vincent SQUIRE	Claire H. GUSTAFSON	Jeffrey L. NASH	Susan SHIN ANGULO	William F. MOEN, JR.	Write-In			
Berlin Twp Provisional	Total	0	45	0.00	17	17	19	21	22	21				
Berlin Twp Emergency Ballots	Total	0	0	0.00										
Berlin Township	TC-Election Day	3949	1536	38.90	594	595	611	847	821	797				
Berlin Township	TC-Emergency	3949	0	0.00										
Berlin Township	TC-Mail-In Ballot	3949	508	12.86	171	174	185	320	310	303				
Berlin Township	TC-Provisional	3949	45	1.14	17	17	19	21	22	21				
Berlin Township	TC-Rejected Ballots	3949	0	0.00										
Berlin Township	Total	3949	2089	52.90	782	786	815	1188	1153	1121				
Brooklawn Dist 1	Total	1248	533	42.71	178	171	174	324	320	309				
Brooklawn Mail-In Ballot	Total	0	86	0.00	25	26	27	56	56	55				
Brooklawn Provisional	Total	0	8	0.00	1	1	1	6	7	6				
Brooklawn Emergency Ballots	Total	0	0	0.00										
Brooklawn Borough	TC-Election Day	1248	533	42.71	178	171	174	324	320	309				
Brooklawn Borough	TC-Emergency	1248	0	0.00										
Brooklawn Borough	TC-Mail-In Ballot	1248	86	6.89	25	26	27	56	56	55				
Brooklawn Borough	TC-Provisional	1248	8	0.64	1	1	1	6	7	6				
Brooklawn Borough	TC-Rejected Ballots	1248	0	0.00										
Brooklawn Borough	Total	1248	627	50.24	204	198	202	386	383	370				
Camden City W1 D1	Total	572	148	25.87				124	127	123				
Camden City W1 D2	Total	1251	324	25.90	13	14	14	265	262	268				
Camden City W1 D3	Total	1020	245	24.02	7	8	6	204	206	205				
Camden City W1 D4	Total	888	206	23.20	8	11	9	166	170	163	3			
Camden City W1 D5	Total	1265	266	21.03	15	13	13	226	235	228				
Camden City W1 D6	Total	1171	307	26.22	12	17	13	246	253	239	1			
Camden City W1 D7	Total	854	145	16.98	5	3	4	118	122	122				
Camden City W1 D8	Total	923	322	34.89	4	6	4	280	282	279				
Camden City W1 D9	Total	1652	420	25.42	16	18	16	363	355	352				
Camden City W1 D10	Total	823	221	26.85	10	11	7	182	190	187				
Camden City Ward 1 Mail-In Ballot	Total	0	489	0.00	28	28	33	428	431	417	4			
Camden City Ward 1 Provisional	Total	0	214	0.00	15	14	15	181	182	175				
Camden City W1 Emergency Ballots	Total	0	0	0.00										
Camden City W2 D1	Total	666	181	27.18	7	7	8	145	144	140				
Camden City W2 D2	Total	889	262	29.47	12	17	9	218	212	217	2			
Camden City W2 D3	Total	984	403	40.96	6	10	6	345	335	338				
Camden City W2 D4	Total	724	196	27.07	6	9	8	159	163	160				
Camden City W2 D5	Total	809	195	24.10	3	6	5	161	163	165				
Camden City W2 D6	Total	1489	392	26.33	6	10	8	341	331	336				
Camden City W2 D7	Total	1043	300	28.76	7	7	6	256	251	255				
Camden City W2 D8	Total	1544	384	24.87	12	16	12	323	329	324				

Board of Chosen Freeholders

		Registered	Ballots Cast	Turnout (%)	Keith CYBULSKI	Vincent SQUIRE	Claire H. GUSTAFSON	Jeffrey L. NASH	Susan SHIN ANGULO	William F. MOEN, JR.	Write-In			
Camden City W2 D9	Total	1423	356	25.02	12	11	10	273	299	292				
Camden City W2 D10	Total	684	163	23.83	3	5	3	133	132	133				
Camden City W2 D11	Total	703	175	24.89	3	2	2	143	144	146				
Camden City Ward 2 Mail-In Ballot	Total	0	541	0.00	13	18	12	478	480	462				
Camden City Ward 2 Provisional	Total	0	287	0.00	5	11	7	247	254	250				
Camden City W2 Emergency Ballots	Total	0	0	0.00										
Camden City W3 D1	Total	995	219	22.01	16	17	16	172	178	173				
Camden City W3 D2	Total	1389	404	29.09	20	21	20	332	341	336	4			
Camden City W3 D3	Total	882	248	28.12	21	21	20	189	195	190				
Camden City W3 D4	Total	1060	267	25.19	10	12	11	221	221	229				
Camden City W3 D5	Total	895	202	22.57	6	8	7	168	159	163				
Camden City W3 D6	Total	1109	370	33.36	12	14	15	314	314	303	3			
Camden City W3 D7	Total	1125	313	27.82	16	18	20	249	249	245				
Camden City W3 D8	Total	1204	332	27.57	16	24	20	277	271	270	1			
Camden City W3 D9	Total	1389	403	29.01	18	20	17	309	311	304				
Camden City Ward 3 Mail-In Ballot	Total	0	501	0.00	30	31	32	417	414	400	1			
Camden City Ward 3 Provisional	Total	0	144	0.00	14	14	13	111	105	106				
Camden City W3 Emergency Ballots	Total	0	0	0.00										
Camden City W4 D1	Total	923	254	27.52	8	8	7	218	221	221				
Camden City W4 D2	Total	1019	229	22.47	10	14	14	185	180	185				
Camden City W4 D3	Total	1099	275	25.02	9	12	13	224	226	224				
Camden City W4 D4	Total	1163	265	22.79	4	4	5	226	223	233				
Camden City W4 D5	Total	921	242	26.28	8	9	7	207	203	206				
Camden City W4 D6	Total	1188	269	22.64	14	16	14	220	222	213				
Camden City W4 D7	Total	1098	304	27.69	19	20	18	236	233	230				
Camden City W4 D8	Total	1147	322	28.07	28	27	25	240	254	248				
Camden City W4 D9	Total	1156	307	26.56	30	29	32	236	233	226	1			
Camden City W4 D10	Total	1125	280	24.89	28	25	26	237	239	235	2			
Camden City Ward 4 Mail-In Ballot	Total	0	381	0.00	34	35	36	306	308	302				
Camden City Ward 4 Provisional	Total	0	200	0.00	6	10	7	167	170	163	1			
Camden City W4 Emergency Ballots	Total	0	0	0.00										
Camden City	TC-Election Day	42264	11116	26.30	460	520	470	9131	9178	9106	17			
Camden City	TC-Emergency	42264	0	0.00										
Camden City	TC-Mail-In Ballot	42264	1912	4.52	105	112	113	1629	1633	1581	5			
Camden City	TC-Provisional	42264	845	2.00	40	49	42	706	711	694	1			
Camden City	TC-Rejected Ballots	42264	0	0.00										
Camden City	Total	42264	13873	32.82	605	681	625	11466	11522	11381	23			
Cherry Hill Dist 1	Total	1070	535	50.00	199	182	197	307	313	297				

Board of Chosen Freeholders

		Registered	Ballots Cast	Turnout (%)	Keith CYBULSKI	Vincent SQUIRE	Claire H. GUSTAFSON	Jeffrey L. NASH	Susan SHIN ANGULO	William F. MOEN, JR.	Write-In			
Cherry Hill Dist 2	Total	1201	447	37.22	136	135	138	283	280	270				
Cherry Hill Dist 3	Total	1649	616	37.36	211	214	215	357	360	343	1			
Cherry Hill Dist 4	Total	1245	477	38.31	178	174	177	259	266	244	3			
Cherry Hill Dist 5	Total	1189	478	40.20	139	139	141	302	305	284	3			
Cherry Hill Dist 6	Total	924	367	39.72	141	143	148	193	197	188				
Cherry Hill Dist 7	Total	1097	478	43.57	149	150	151	287	291	280	1			
Cherry Hill Dist 8	Total	1022	409	40.02	103	101	104	261	274	262	3			
Cherry Hill Dist 9	Total	1207	448	37.12	141	136	146	274	274	260	3			
Cherry Hill Dist 10	Total	1426	584	40.95	210	209	215	329	329	308				
Cherry Hill Dist 11	Total	1268	586	46.21	206	196	206	342	340	328	6			
Cherry Hill Dist 12	Total	1263	506	40.06	165	159	165	305	308	301				
Cherry Hill Dist 13	Total	1040	487	46.83	197	205	214	260	258	245				
Cherry Hill Dist 14	Total	875	448	51.20	157	150	152	269	260	249				
Cherry Hill Dist 15	Total	1307	457	34.97	134	129	139	282	284	273				
Cherry Hill Dist 16	Total	815	302	37.06	80	85	85	204	202	197	1			
Cherry Hill Dist 17	Total	1272	520	40.88	123	127	134	358	351	331				
Cherry Hill Dist 18	Total	913	355	38.88	127	125	125	210	204	201				
Cherry Hill Dist 19	Total	962	409	42.52	108	108	112	274	273	257	1			
Cherry Hill Dist 20	Total	1337	596	44.58	237	234	244	330	333	317	2			
Cherry Hill Dist 21	Total	1456	524	35.99	169	168	176	314	308	292				
Cherry Hill Dist 22	Total	1108	511	46.12	193	186	190	297	299	285	1			
Cherry Hill Dist 23	Total	1414	500	35.36	145	142	143	330	321	307	1			
Cherry Hill Dist 24	Total	1224	501	40.93	159	155	161	310	304	292				
Cherry Hill Dist 25	Total	1040	423	40.67	121	116	130	274	263	247	2			
Cherry Hill Dist 26	Total	1483	605	40.80	209	205	209	377	366	351				
Cherry Hill Dist 27	Total	1084	414	38.19	130	128	138	265	267	253				
Cherry Hill Dist 28	Total	1324	493	37.24	124	127	126	342	336	324				
Cherry Hill Dist 29	Total	1444	629	43.56	223	220	221	374	370	362	1			
Cherry Hill Dist 30	Total	738	301	40.79	60	63	66	226	215	213				
Cherry Hill Dist 31	Total	1344	537	39.96	127	129	133	372	365	348	1			
Cherry Hill Dist 32	Total	761	245	32.19	73	67	70	154	151	149				
Cherry Hill Dist 33	Total	1269	569	44.84	178	183	187	356	345	330	1			
Cherry Hill Dist 34	Total	1318	551	41.81	192	194	195	340	328	323				
Cherry Hill Dist 35	Total	1293	549	42.46	223	221	234	297	284	272				
Cherry Hill Dist 36	Total	1252	409	32.67	107	118	112	279	262	256				
Cherry Hill Dist 37	Total	1057	452	42.76	114	118	127	316	306	287				
Cherry Hill Dist 38	Total	877	356	40.59	75	79	80	268	255	253				
Cherry Hill Dist 39	Total	1229	464	37.75	153	150	152	300	291	279				
Cherry Hill Dist 40	Total	861	379	44.02	113	113	110	250	251	245	3			
Cherry Hill Dist 41	Total	930	336	36.13	121	116	122	189	192	178				
Cherry Hill Dist 42	Total	721	333	46.19	117	117	121	194	186	187				
Cherry Hill Dist 43	Total	1064	417	39.19	128	131	142	268	260	245	3			
Cherry Hill Dist 44	Total	1443	511	35.41	134	138	140	341	330	316	3			
Cherry Hill Dist 45	Total	1720	656	38.14	206	200	210	417	416	403				
Cherry Hill Dist 46	Total	1099	345	31.39	125	121	125	191	189	186	3			
Cherry Hill Dist 47	Total	1030	404	39.22	97	97	102	284	278	264				
Cherry Hill Dist 48	Total	623	198	31.78	45	47	47	143	139	136				

Board of Chosen Freeholders

		Registered	Ballots Cast	Turnout (%)	Keith CYBULSKI	Vincent SQUIRE	Claire H. GUSTAFSON	Jeffrey L. NASH	Susan SHIN ANGULO	William F. MOEN, JR.	Write-In			
Cherry Hill Mail-In Ballot	Total	0	9098	0.00	2487	2477	2691	6262	6150	5944	17			
Cherry Hill Provisional	Total	0	1060	0.00	288	285	299	686	693	654	3			
Cherry Hill Emergency Ballots	Total	0	0	0.00										
Cherry Hill Twp	TC-Election Day	55288	22117	40.00	7002	6950	7177	13754	13579	13018	43			
Cherry Hill Twp	TC-Emergency	55288	0	0.00										
Cherry Hill Twp	TC-Mail-In Ballot	55288	9098	16.46	2487	2477	2691	6262	6150	5944	17			
Cherry Hill Twp	TC-Provisional	55288	1060	1.92	288	285	299	686	693	654	3			
Cherry Hill Twp	TC-Rejected Ballots	55288	0	0.00										
Cherry Hill Twp	Total	55288	32275	58.38	9777	9712	10167	20702	20422	19616	63			
Chesilhurst Dist 1	Total	1124	452	40.21	84	89	78	316	309	297				
Chesilhurst Mail-In Ballot	Total	0	130	0.00	34	35	36	84	82	78	1			
Chesilhurst Provisional	Total	0	10	0.00	1	1	1	7	7	7				
Chesilhurst Emergency Ballots	Total	0	0	0.00										
Chesilhurst Borough	TC-Election Day	1124	452	40.21	84	89	78	316	309	297				
Chesilhurst Borough	TC-Emergency	1124	0	0.00										
Chesilhurst Borough	TC-Mail-In Ballot	1124	130	11.57	34	35	36	84	82	78	1			
Chesilhurst Borough	TC-Provisional	1124	10	0.89	1	1	1	7	7	7				
Chesilhurst Borough	TC-Rejected Ballots	1124	0	0.00										
Chesilhurst Borough	Total	1124	592	52.67	119	125	115	407	398	382	1			
Clementon Dist 1	Total	1016	350	34.45	120	117	120	203	207	185				
Clementon Dist 2	Total	994	368	37.02	145	127	136	201	205	195	1			
Clementon Dist 3	Total	1253	456	36.39	159	142	150	271	272	258	2			
Clementon Mail-In Ballot	Total	0	319	0.00	111	98	109	196	192	187				
Clementon Provisional	Total	0	44	0.00	6	5	9	32	33	32				
Clementon Emergency Ballots	Total	0	0	0.00										
Clementon Borough	TC-Election Day	3263	1174	35.98	424	386	406	675	684	638	3			
Clementon Borough	TC-Emergency	3263	0	0.00										
Clementon Borough	TC-Mail-In Ballot	3263	319	9.78	111	98	109	196	192	187				
Clementon Borough	TC-Provisional	3263	44	1.35	6	5	9	32	33	32				
Clementon Borough	TC-Rejected Ballots	3263	0	0.00										
Clementon Borough	Total	3263	1537	47.10	541	489	524	903	909	857	3			
Collingswood Dist 1	Total	730	398	54.52	92	87	102	276	274	263	2			
Collingswood Dist 2	Total	1067	572	53.61	126	120	134	413	422	402				
Collingswood Dist 3	Total	598	287	47.99	44	44	54	217	211	206	3			
Collingswood Dist 4	Total	952	450	47.27	89	93	104	321	325	305				
Collingswood Dist 5	Total	1098	373	33.97	54	49	52	281	291	269	1			
Collingswood Dist 6	Total	719	417	58.00	114	105	137	276	269	254	2			

Board of Chosen Freeholders

		Registered	Ballots Cast	Turnout (%)	Keith CYBULSKI	Vincent SQUIRE	Claire H. GUSTAFSON	Jeffrey L. NASH	Susan SHIN ANGULO	William F. MOEN, JR.	Write-In			
Collingswood Dist 7	Total	994	521	52.41	108	110	123	370	369	352				
Collingswood Dist 8	Total	832	408	49.04	89	85	93	298	298	286				
Collingswood Dist 9	Total	1327	613	46.19	113	111	119	458	454	429				
Collingswood Dist 10	Total	847	406	47.93	84	83	99	287	288	278				
Collingswood Dist 11	Total	959	473	49.32	102	94	110	347	347	330				
Collingswood Dist 12	Total	669	351	52.47	65	66	70	258	259	250				
Collingswood Mail-In Ballot	Total	0	1294	0.00	236	226	304	1006	996	949	10			
Collingswood Provisional	Total	0	195	0.00	47	47	52	133	134	128				
Collingswood Emergency Ballots	Total	0	0	0.00										
Collingswood Borough	TC-Election Day	10792	5269	48.82	1080	1047	1197	3802	3807	3624	8			
Collingswood Borough	TC-Emergency	10792	0	0.00										
Collingswood Borough	TC-Mail-In Ballot	10792	1294	11.99	236	226	304	1006	996	949	10			
Collingswood Borough	TC-Provisional	10792	195	1.81	47	47	52	133	134	128				
Collingswood Borough	TC-Rejected Ballots	10792	0	0.00										
Collingswood Borough	Total	10792	6758	62.62	1363	1320	1553	4941	4937	4701	18			
Gibbsboro Dist 1	Total	944	422	44.70	148	147	152	223	209	192				
Gibbsboro Dist 2	Total	783	363	46.36	156	161	164	168	159	157	3			
Gibbsboro Mail-In Ballot	Total	0	214	0.00	87	84	95	117	114	106	3			
Gibbsboro Provisional	Total	0	26	0.00	10	10	10	8	10	10				
Gibbsboro Emergency Ballots	Total	0	0	0.00										
Gibbsboro Borough	TC-Election Day	1727	785	45.45	304	308	316	391	368	349	3			
Gibbsboro Borough	TC-Emergency	1727	0	0.00										
Gibbsboro Borough	TC-Mail-In Ballot	1727	214	12.39	87	84	95	117	114	106	3			
Gibbsboro Borough	TC-Provisional	1727	26	1.51	10	10	10	8	10	10				
Gibbsboro Borough	TC-Rejected Ballots	1727	0	0.00										
Gibbsboro Borough	Total	1727	1025	59.35	401	402	421	516	492	465	6			
Gloucester City W1 D1	Total	812	206	25.37	56	62	57	130	122	125	1			
Gloucester City W1 D2	Total	719	292	40.61	88	88	92	186	178	177	4			
Gloucester City W1 D3	Total	660	276	41.82	100	102	100	149	142	144				
Gloucester City Ward 1 Mail-In Ballot	Total	0	155	0.00	44	48	45	104	94	99				
Gloucester City Ward 1 Provisional	Total	0	28	0.00	9	9	9	19	16	15				
Gloucester City W1 Emergency Ballots	Total	0	0	0.00										
Gloucester City W2 D1	Total	720	221	30.69	56	60	60	146	149	141				
Gloucester City W2 D2	Total	855	324	37.89	103	108	102	197	186	191				
Gloucester City W2 D3	Total	941	397	42.19	137	142	141	222	213	216				
Gloucester City Ward 2 Mail-In Ballot	Total	0	280	0.00	62	66	73	191	179	179	1			
Gloucester City Ward 2 Provisional	Total	0	24	0.00	9	9	10	14	13	14				

Board of Chosen Freeholders

		Registered	Ballots Cast	Turnout (%)	Keith CYBULSKI	Vincent SQUIRE	Claire H. GUSTAFSON	Jeffrey L. NASH	Susan SHIN ANGULO	William F. MOEN, JR.	Write-In		
Gloucester City W2 Emergency Ballots	Total	0	0	0.00									
Gloucester City W3 D1	Total	1034	315	30.46	84	84	82	202	195	194	3		
Gloucester City W3 D2	Total	1021	344	33.69	134	142	139	176	173	178			
Gloucester City Ward 3 Mail-In Ballot	Total	0	191	0.00	62	66	66	115	99	103			
Gloucester City Ward 3 Provisional	Total	0	29	0.00	14	14	13	13	13	14			
Gloucester City W3 Emergency Ballots	Total	0	0	0.00									
Gloucester City	TC-Election Day	6762	2375	35.12	758	788	773	1408	1358	1366	8		
Gloucester City	TC-Emergency	6762	0	0.00									
Gloucester City	TC-Mail-In Ballot	6762	626	9.26	168	180	184	410	372	381	1		
Gloucester City	TC-Provisional	6762	81	1.20	32	32	32	46	42	43			
Gloucester City	TC-Rejected Ballots	6762	0	0.00									
Gloucester City	Total	6762	3082	45.58	958	1000	989	1864	1772	1790	9		
Gloucester Twp Dist 1	Total	691	299	43.27	135	137	138	134	132	122			
Gloucester Twp Dist 2	Total	748	304	40.64	127	130	141	152	143	133			
Gloucester Twp Dist 3	Total	836	306	36.60	137	138	140	148	145	139			
Gloucester Twp Dist 4	Total	1067	493	46.20	214	211	216	242	230	229			
Gloucester Twp Dist 5	Total	1276	446	34.95	164	163	167	243	250	229			
Gloucester Twp Dist 6	Total	1419	431	30.37	167	169	165	239	232	219			
Gloucester Twp Dist 7	Total	1068	455	42.60	207	212	206	215	203	199	1		
Gloucester Twp Dist 8	Total	1167	418	35.82	92	94	96	286	295	282			
Gloucester Twp Dist 9	Total	1296	540	41.67	216	213	222	279	272	262	1		
Gloucester Twp Dist 10	Total	919	335	36.45	174	172	177	141	137	132			
Gloucester Twp Dist 11	Total	1038	432	41.62	193	189	194	207	208	201			
Gloucester Twp Dist 12	Total	1198	534	44.57	232	222	238	275	272	264	1		
Gloucester Twp Dist 13	Total	1584	475	29.99	149	148	145	285	291	283			
Gloucester Twp Dist 14	Total	1220	467	38.28	69	76	75	359	352	344			
Gloucester Twp Dist 15	Total	1253	545	43.50	243	231	241	268	257	251			
Gloucester Twp Dist 16	Total	1141	474	41.54	207	201	209	242	232	234			
Gloucester Twp Dist 17	Total	2212	706	31.92	165	161	162	476	487	460			
Gloucester Twp Dist 18	Total	1458	578	39.64	133	142	138	397	390	376			
Gloucester Twp Dist 19	Total	1393	572	41.06	195	203	198	339	340	326			
Gloucester Twp Dist 20	Total	1223	501	40.96	172	170	175	276	277	264			
Gloucester Twp Dist 21	Total	741	252	34.01	121	115	119	122	124	121			
Gloucester Twp Dist 22	Total	889	328	36.90	135	127	140	173	173	162			
Gloucester Twp Dist 23	Total	1278	530	41.47	82	85	81	386	391	382			
Gloucester Twp Dist 24	Total	1216	473	38.90	184	182	192	253	257	249	1		
Gloucester Twp Dist 25	Total	1169	479	40.98	226	234	235	217	203	203			
Gloucester Twp Dist 26	Total	932	396	42.49	176	169	173	190	186	187			
Gloucester Twp Dist 27	Total	1001	410	40.96	177	173	180	204	198	184			
Gloucester Twp Dist 28	Total	1244	391	31.43	97	93	94	261	263	251			
Gloucester Twp Dist 29	Total	1369	569	41.56	213	212	212	314	315	297			

Board of Chosen Freeholders

		Registered	Ballots Cast	Turnout (%)	Keith CYBULSKI	Vincent SQUIRE	Claire H. GUSTAFSON	Jeffrey L. NASH	Susan SHIN ANGULO	William F. MOEN, JR.	Write-In			
Gloucester Twp Dist 30	Total	1363	498	36.54	211	206	207	247	249	242				
Gloucester Twp Dist 31	Total	895	361	40.34	131	129	128	203	202	197				
Gloucester Twp Dist 32	Total	1283	464	36.17	152	156	155	283	274	265				
Gloucester Twp Dist 33	Total	1310	517	39.47	102	97	97	380	383	370	1			
Gloucester Twp Dist 34	Total	884	324	36.65	101	96	101	204	205	196				
Gloucester Twp Dist 35	Total	1508	618	40.98	176	177	187	392	389	365				
Gloucester Twp Dist 36	Total	976	421	43.14	131	134	139	258	254	246				
Gloucester Twp Dist 37	Total	529	173	32.70	17	22	17	138	134	132				
Gloucester Twp Dist 38	Total	601	243	40.43	65	64	62	164	160	155				
Gloucester Twp Dist 39	Total	587	210	35.78	75	72	73	120	120	115				
Gloucester Twp Dist 40	Total	1141	388	34.01	141	133	137	215	216	210				
Gloucester Twp Mail-In Ballot	Total	0	5406	0.00	1929	1918	2046	3258	3195	3127	7			
Gloucester Twp Provisional	Total	0	964	0.00	323	329	333	596	584	566				
Gloucester Twp Emergency Ballots	Total	0	0	0.00										
Gloucester Twp	TC-Election Day	45123	17356	38.46	6104	6058	6172	9927	9841	9478	5			
Gloucester Twp	TC-Emergency	45123	0	0.00										
Gloucester Twp	TC-Mail-In Ballot	45123	5406	11.98	1929	1918	2046	3258	3195	3127	7			
Gloucester Twp	TC-Provisional	45123	964	2.14	323	329	333	596	584	566				
Gloucester Twp	TC-Rejected Ballots	45123	0	0.00										
Gloucester Twp	Total	45123	23726	52.58	8356	8305	8551	13781	13620	13171	12			
Haddon Twp Dist 1	Total	942	473	50.21	152	150	158	289	287	274	3			
Haddon Twp Dist 2	Total	724	319	44.06	90	82	89	209	213	201				
Haddon Twp Dist 3	Total	1105	575	52.04	188	189	212	348	335	319				
Haddon Twp Dist 4	Total	684	343	50.15	103	100	104	211	211	206				
Haddon Twp Dist 5	Total	501	248	49.50	66	65	63	168	161	156				
Haddon Twp Dist 6	Total	702	319	45.44	116	113	119	175	177	167				
Haddon Twp Dist 7	Total	663	375	56.56	105	100	107	247	247	237				
Haddon Twp Dist 8	Total	949	397	41.83	115	109	119	249	252	233	5			
Haddon Twp Dist 9	Total	617	305	49.43	96	90	99	188	190	181				
Haddon Twp Dist 10	Total	678	316	46.61	115	112	118	188	184	172				
Haddon Twp Dist 11	Total	911	495	54.34	160	155	162	312	310	298	1			
Haddon Twp Dist 12	Total	1342	721	53.73	272	268	274	403	392	368	4			
Haddon Twp Dist 13	Total	695	359	51.65	114	116	122	218	227	218	1			
Haddon Twp Dist 14	Total	700	331	47.29	106	104	113	199	200	190	1			
Haddon Twp Dist 15	Total	682	326	47.80	102	98	101	196	201	193				
Haddon Twp Mail-In Ballot	Total	0	1511	0.00	436	420	473	1016	1010	973	6			
Haddon Twp Provisional	Total	0	215	0.00	63	62	66	143	133	132				
Haddon Twp Emergency Ballots	Total	0	0	0.00										
Haddon Twp	TC-Election Day	11895	5902	49.62	1900	1851	1960	3600	3587	3413	15			
Haddon Twp	TC-Emergency	11895	0	0.00										
Haddon Twp	TC-Mail-In Ballot	11895	1511	12.70	436	420	473	1016	1010	973	6			
Haddon Twp	TC-Provisional	11895	215	1.81	63	62	66	143	133	132				

Board of Chosen Freeholders

		Registered	Ballots Cast	Turnout (%)	Keith CYBULSKI	Vincent SQUIRE	Claire H. GUSTAFSON	Jeffrey L. NASH	Susan SHIN ANGULO	William F. MOEN, JR.	Write-In		
Haddon Twp	TC-Rejected Ballots	11895	0	0.00									
Haddon Twp	Total	11895	7628	64.13	2399	2333	2499	4759	4730	4518	21		
Haddonfield Dist 1	Total	1204	435	36.13	159	161	176	247	249	234	2		
Haddonfield Dist 2	Total	1380	565	40.94	171	165	184	354	349	330			
Haddonfield Dist 3	Total	985	411	41.73	112	114	121	266	267	260	2		
Haddonfield Dist 4	Total	782	281	35.93	145	143	150	118	113	108			
Haddonfield Dist 5	Total	692	240	34.68	116	119	128	104	97	85			
Haddonfield Dist 6	Total	984	432	43.90	171	164	173	234	230	216			
Haddonfield Dist 7	Total	959	382	39.83	131	126	133	230	228	221			
Haddonfield Dist 8	Total	1018	453	44.50	134	124	137	301	298	287			
Haddonfield Dist 9	Total	1130	489	43.27	151	151	162	302	311	290	3		
Haddonfield Dist 10	Total	828	340	41.06	122	120	129	198	195	178			
Haddonfield Mail-In Ballot	Total	0	2141	0.00	647	630	713	1388	1394	1315	1		
Haddonfield Provisional	Total	0	279	0.00	93	92	101	170	171	161			
Haddonfield Emergency Ballots	Total	0	0	0.00									
Haddonfield Borough	TC-Election Day	9962	4028	40.43	1412	1387	1493	2354	2337	2209	7		
Haddonfield Borough	TC-Emergency	9962	0	0.00									
Haddonfield Borough	TC-Mail-In Ballot	9962	2141	21.49	647	630	713	1388	1394	1315	1		
Haddonfield Borough	TC-Provisional	9962	279	2.80	93	92	101	170	171	161			
Haddonfield Borough	TC-Rejected Ballots	9962	0	0.00									
Haddonfield Borough	Total	9962	6448	64.73	2152	2109	2307	3912	3902	3685	8		
Haddon Heights Dist 1	Total	760	367	48.29	148	143	149	202	204	192			
Haddon Heights Dist 2	Total	693	310	44.73	97	96	97	204	191	181			
Haddon Heights Dist 3	Total	1081	542	50.14	208	202	213	303	298	291			
Haddon Heights Dist 4	Total	648	254	39.20	119	115	117	125	128	120			
Haddon Heights Dist 5	Total	963	495	51.40	167	168	172	305	290	287			
Haddon Heights Dist 6	Total	978	479	48.98	175	174	182	274	271	263			
Haddon Heights Dist 7	Total	987	466	47.21	183	182	182	249	238	236			
Haddon Heights Mail-In Ballot	Total	0	1039	0.00	338	333	362	653	644	617			
Haddon Heights Provisional	Total	0	127	0.00	57	53	59	68	65	62			
Haddon Heights Emergency Ballots	Total	0	0	0.00									
Haddon Heights Borough	TC-Election Day	6110	2913	47.68	1097	1080	1112	1662	1620	1570			
Haddon Heights Borough	TC-Emergency	6110	0	0.00									
Haddon Heights Borough	TC-Mail-In Ballot	6110	1039	17.00	338	333	362	653	644	617			
Haddon Heights Borough	TC-Provisional	6110	127	2.08	57	53	59	68	65	62			
Haddon Heights Borough	TC-Rejected Ballots	6110	0	0.00									
Haddon Heights Borough	Total	6110	4079	66.76	1492	1466	1533	2383	2329	2249			

Board of Chosen Freeholders

		Registered	Ballots Cast	Turnout (%)	Keith CYBULSKI	Vincent SQUIRE	Claire H. GUSTAFSON	Jeffrey L. NASH	Susan SHIN ANGULO	William F. MOEN, JR.	Write-In			
Hi-Nella Dist 1	Total	622	236	37.94	84	78	78	133	139	130	1			
Hi Nella Mail-In Ballot	Total	0	40	0.00	8	10	11	27	27	24				
Hi Nella Provisional	Total	0	10	0.00	2	2	2	8	8	8				
Hi Nella Emergency Ballots	Total	0	0	0.00										
Hi-Nella Borough	TC-Election Day	622	236	37.94	84	78	78	133	139	130	1			
Hi-Nella Borough	TC-Emergency	622	0	0.00										
Hi-Nella Borough	TC-Mail-In Ballot	622	40	6.43	8	10	11	27	27	24				
Hi-Nella Borough	TC-Provisional	622	10	1.61	2	2	2	8	8	8				
Hi-Nella Borough	TC-Rejected Ballots	622	0	0.00										
Hi-Nella Borough	Total	622	286	45.98	94	90	91	168	174	162	1			
Laurel Springs Dist 1	Total	689	323	46.88	116	107	109	190	197	185				
Laurel Springs Dist 2	Total	761	375	49.28	164	155	157	192	183	175				
Laurel Springs Mail-In Ballot	Total	0	155	0.00	48	46	49	101	99	95				
Laurel Springs Provisional	Total	0	24	0.00	7	7	7	15	15	14				
Laurel Springs Emergency Ballots	Total	0	0	0.00										
Laurel Springs Borough	TC-Election Day	1450	698	48.14	280	262	266	382	380	360				
Laurel Springs Borough	TC-Emergency	1450	0	0.00										
Laurel Springs Borough	TC-Mail-In Ballot	1450	155	10.69	48	46	49	101	99	95				
Laurel Springs Borough	TC-Provisional	1450	24	1.66	7	7	7	15	15	14				
Laurel Springs Borough	TC-Rejected Ballots	1450	0	0.00										
Laurel Springs Borough	Total	1450	877	60.48	335	315	322	498	494	469				
Lawnside Dist 1	Total	1136	577	50.79	11	11	11	489	473	463	1			
Lawnside Dist 2	Total	1192	576	48.32	7	14	11	464	447	440	2			
Lawnside Mail-In Ballot	Total	0	201	0.00	6	6	6	176	163	162				
Lawnside Provisional	Total	0	30	0.00			1	27	27	27				
Lawnside Emergency Ballots	Total	0	0	0.00										
Lawnside Borough	TC-Election Day	2328	1153	49.53	18	25	22	953	920	903	3			
Lawnside Borough	TC-Emergency	2328	0	0.00										
Lawnside Borough	TC-Mail-In Ballot	2328	201	8.63	6	6	6	176	163	162				
Lawnside Borough	TC-Provisional	2328	30	1.29			1	27	27	27				
Lawnside Borough	TC-Rejected Ballots	2328	0	0.00										
Lawnside Borough	Total	2328	1384	59.45	24	31	29	1156	1110	1092	3			
Lindenwold Dist 1	Total	1307	433	33.13	134	132	136	257	267	252	3			
Lindenwold Dist 2	Total	1152	431	37.41	104	103	109	299	295	288				
Lindenwold Dist 3	Total	925	380	41.08	85	82	86	266	271	253				
Lindenwold Dist 4	Total	1457	510	35.00	94	94	95	366	368	347				
Lindenwold Dist 5	Total	1283	366	28.53	39	40	38	300	303	292				

Board of Chosen Freeholders

		Registered	Ballots Cast	Turnout (%)	Keith CYBULSKI	Vincent SQUIRE	Claire H. GUSTAFSON	Jeffrey L. NASH	Susan SHIN ANGULO	William F. MOEN, JR.	Write-In		
Lindenwold Dist 6	Total	1269	441	34.75	40	36	44	367	378	360			
Lindenwold Dist 7	Total	855	243	28.42	20	20	22	198	199	189			
Lindenwold Dist 8	Total	1364	437	32.04	60	58	61	339	344	329			
Lindenwold Dist 9	Total	670	255	38.06	50	48	52	189	189	177			
Lindenwold Mail-In Ballot	Total	0	900	0.00	203	200	205	651	640	626			
Lindenwold Provisional	Total	0	178	0.00	32	33	32	138	134	135			
Lindenwold Emergency Ballots	Total	0	0	0.00									
Lindenwold Borough	TC-Election Day	10282	3496	34.00	626	613	643	2581	2614	2487	3		
Lindenwold Borough	TC-Emergency	10282	0	0.00									
Lindenwold Borough	TC-Mail-In Ballot	10282	900	8.75	203	200	205	651	640	626			
Lindenwold Borough	TC-Provisional	10282	178	1.73	32	33	32	138	134	135			
Lindenwold Borough	TC-Rejected Ballots	10282	0	0.00									
Lindenwold Borough	Total	10282	4574	44.49	861	846	880	3370	3388	3248	3		
Magnolia Dist 1	Total	837	340	40.62	74	79	75	241	245	230	1		
Magnolia Dist 2	Total	662	284	42.90	84	87	88	180	180	175			
Magnolia Dist 3	Total	791	313	39.57	101	100	105	188	194	182			
Magnolia Dist 4	Total	815	368	45.15	120	124	117	219	218	218			
Magnolia Mail-In Ballot	Total	0	284	0.00	92	91	96	174	164	165	3		
Magnolia Provisional	Total	0	55	0.00	18	19	19	31	31	31			
Magnolia Emergency Ballots	Total	0	0	0.00									
Magnolia Borough	TC-Election Day	3105	1305	42.03	379	390	385	828	837	805	1		
Magnolia Borough	TC-Emergency	3105	0	0.00									
Magnolia Borough	TC-Mail-In Ballot	3105	284	9.15	92	91	96	174	164	165	3		
Magnolia Borough	TC-Provisional	3105	55	1.77	18	19	19	31	31	31			
Magnolia Borough	TC-Rejected Ballots	3105	0	0.00									
Magnolia Borough	Total	3105	1644	52.95	489	500	500	1033	1032	1001	4		
Merchantville Dist 1	Total	1208	571	47.27	173	165	173	354	346	332	4		
Merchantville Dist 2	Total	770	358	46.49	108	101	108	225	223	221			
Merchantville Dist 3	Total	818	302	36.92	86	91	91	185	180	170			
Merchantville Mail-In Ballot	Total	0	273	0.00	59	55	65	198	190	185			
Merchantville Provisional	Total	0	43	0.00	6	8	7	31	30	32			
Merchantville Emergency Ballots	Total	0	0	0.00									
Merchantville Borough	TC-Election Day	2796	1231	44.03	367	357	372	764	749	723	4		
Merchantville Borough	TC-Emergency	2796	0	0.00									
Merchantville Borough	TC-Mail-In Ballot	2796	273	9.76	59	55	65	198	190	185			
Merchantville Borough	TC-Provisional	2796	43	1.54	6	8	7	31	30	32			
Merchantville Borough	TC-Rejected Ballots	2796	0	0.00									
Merchantville Borough	Total	2796	1547	55.33	432	420	444	993	969	940	4		

Board of Chosen Freeholders

		Registered	Ballots Cast	Turnout (%)	Keith CYBULSKI	Vincent SQUIRE	Claire H. GUSTAFSON	Jeffrey L. NASH	Susan SHIN ANGULO	William F. MOEN, JR.	Write-In			
Mt Ephraim Dist 1	Total	791	359	45.39	129	127	129	209	203	190				
Mt Ephraim Dist 2	Total	903	432	47.84	163	161	167	243	234	228				
Mt Ephraim Dist 3	Total	872	367	42.09	172	171	170	160	155	154				
Mt Ephraim Dist 4	Total	839	336	40.05	140	136	139	162	162	157				
Mt. Ephraim Mail-In Ballot	Total	0	361	0.00	124	117	123	220	218	213				
Mt. Ephraim Provisional	Total	0	30	0.00	11	14	17	16	15	12				
Mt. Ephraim Emergency Ballots	Total	0	0	0.00										
Mount Ephraim Borough	TC-Election Day	3405	1494	43.88	604	595	605	774	754	729				
Mount Ephraim Borough	TC-Emergency	3405	0	0.00										
Mount Ephraim Borough	TC-Mail-In Ballot	3405	361	10.60	124	117	123	220	218	213				
Mount Ephraim Borough	TC-Provisional	3405	30	0.88	11	14	17	16	15	12				
Mount Ephraim Borough	TC-Rejected Ballots	3405	0	0.00										
Mount Ephraim Borough	Total	3405	1885	55.36	739	726	745	1010	987	954				
Oaklyn Dist 1	Total	687	340	49.49	90	85	99	234	230	223				
Oaklyn Dist 2	Total	853	360	42.20	98	80	101	238	241	228	1			
Oaklyn Dist 3	Total	765	344	44.97	124	121	129	191	195	174				
Oaklyn Dist 4	Total	719	371	51.60	106	114	112	246	237	228				
Oaklyn Mail-In Ballot	Total	0	236	0.00	69	68	76	159	151	150				
Oaklyn Provisional	Total	0	60	0.00	14	15	16	38	40	38				
Oaklyn Emergency Ballots	Total	0	0	0.00										
Oaklyn Borough	TC-Election Day	3024	1415	46.79	418	400	441	909	903	853	1			
Oaklyn Borough	TC-Emergency	3024	0	0.00										
Oaklyn Borough	TC-Mail-In Ballot	3024	236	7.80	69	68	76	159	151	150				
Oaklyn Borough	TC-Provisional	3024	60	1.98	14	15	16	38	40	38				
Oaklyn Borough	TC-Rejected Ballots	3024	0	0.00										
Oaklyn Borough	Total	3024	1711	56.58	501	483	533	1106	1094	1041	1			
Pennsauken Dist 1	Total	1086	421	38.77	55	60	58	321	326	304				
Pennsauken Dist 2	Total	1521	622	40.89	46	52	48	521	526	513				
Pennsauken Dist 3	Total	1050	453	43.14	119	107	118	304	301	288				
Pennsauken Dist 4	Total	1470	552	37.55	70	72	75	417	424	403				
Pennsauken Dist 5	Total	776	371	47.81	100	87	103	245	244	234				
Pennsauken Dist 6	Total	1070	471	44.02	148	130	140	292	299	281	1			
Pennsauken Dist 7	Total	1303	478	36.68	76	77	80	354	360	340				
Pennsauken Dist 8	Total	930	389	41.83	73	69	77	288	284	276				
Pennsauken Dist 9	Total	958	293	30.58	74	69	72	195	197	187				
Pennsauken Dist 10	Total	886	405	45.71	98	95	105	274	268	266	1			
Pennsauken Dist 11	Total	1019	470	46.12	130	114	133	314	319	291	3			
Pennsauken Dist 12	Total	853	352	41.27	49	54	53	260	258	256				

Board of Chosen Freeholders

		Registered	Ballots Cast	Turnout (%)	Keith CYBULSKI	Vincent SQUIRE	Claire H. GUSTAFSON	Jeffrey L. NASH	Susan SHIN ANGULO	William F. MOEN, JR.	Write-In			
Pennsauken Dist 13	Total	842	364	43.23	100	87	104	235	235	225	1			
Pennsauken Dist 14	Total	1057	461	43.61	57	60	60	363	361	344	1			
Pennsauken Dist 15	Total	1291	468	36.25	60	59	54	356	356	346				
Pennsauken Dist 16	Total	795	273	34.34	16	14	14	222	229	224				
Pennsauken Dist 17	Total	1370	512	37.37	101	102	109	365	370	346	5			
Pennsauken Dist 18	Total	1304	554	42.48	149	130	143	369	367	359				
Pennsauken Dist 19	Total	662	267	40.33	51	52	58	199	192	182				
Pennsauken Dist 20	Total	809	330	40.79	23	25	20	281	269	271				
Pennsauken Dist 21	Total	727	280	38.51	56	61	54	187	189	178	1			
Pennsauken Dist 22	Total	806	357	44.29	78	87	85	254	251	236				
Pennsauken Dist 23	Total	812	367	45.20	83	85	86	253	261	248	1			
Pennsauken Dist 24	Total	671	211	31.45	13	10	11	175	176	170				
Pennsauken Mail-In Ballot	Total	0	1966	0.00	458	432	488	1417	1401	1347	3			
Pennsauken Provisional	Total	0	362	0.00	72	64	69	252	252	242	2			
Pennsauken Emergency Ballots	Total	0	0	0.00										
Pennsauken Twp	TC-Election Day	24068	9721	40.39	1825	1758	1860	7044	7062	6768	14			
Pennsauken Twp	TC-Emergency	24068	0	0.00										
Pennsauken Twp	TC-Mail-In Ballot	24068	1966	8.17	458	432	488	1417	1401	1347	3			
Pennsauken Twp	TC-Provisional	24068	362	1.50	72	64	69	252	252	242	2			
Pennsauken Twp	TC-Rejected Ballots	24068	0	0.00										
Pennsauken Twp	Total	24068	12049	50.06	2355	2254	2417	8713	8715	8357	19			
Pine Hill Dist 1	Total	1007	394	39.13	86	83	86	277	279	265				
Pine Hill Dist 2	Total	1163	449	38.61	156	154	152	270	260	259				
Pine Hill Dist 3	Total	1226	489	39.89	150	149	154	306	299	289				
Pine Hill Dist 4	Total	1299	429	33.03	54	55	53	338	341	320				
Pine Hill Dist 5	Total	1279	486	38.00	165	172	167	275	270	259				
Pine Hill Dist 6	Total	966	257	26.60	42	37	37	190	185	179				
Pine Hill Mail-In Ballot	Total	0	639	0.00	191	198	200	422	417	410				
Pine Hill Provisional	Total	0	100	0.00	17	17	18	71	76	69	1			
Pine Hill Emergency Ballots	Total	0	0	0.00										
Pine Hill Borough	TC-Election Day	6940	2504	36.08	653	650	649	1656	1634	1571				
Pine Hill Borough	TC-Emergency	6940	0	0.00										
Pine Hill Borough	TC-Mail-In Ballot	6940	639	9.21	191	198	200	422	417	410				
Pine Hill Borough	TC-Provisional	6940	100	1.44	17	17	18	71	76	69	1			
Pine Hill Borough	TC-Rejected Ballots	6940	0	0.00										
Pine Hill Borough	Total	6940	3243	46.73	861	865	867	2149	2127	2050	1			
Pine Valley Dist 1	Total	14	0	0.00										
Pine Valley Mail-In Ballot	Total	0	13	0.00	9	9	10	3	4	2				
Pine Valley Provisional	Total	0	0	0.00										

Board of Chosen Freeholders

		Registered	Ballots Cast	Turnout (%)	Keith CYBULSKI	Vincent SQUIRE	Claire H. GUSTAFSON	Jeffrey L. NASH	Susan SHIN ANGULO	William F. MOEN, JR.	Write-In		
Pine Valley Emergency Ballots	Total	0	0	0.00									
Pine Valley Borough	TC-Election Day	14	0	0.00									
Pine Valley Borough	TC-Emergency	14	0	0.00									
Pine Valley Borough	TC-Mail-In Ballot	14	13	92.86	9	9	10	3	4	2			
Pine Valley Borough	TC-Provisional	14	0	0.00									
Pine Valley Borough	TC-Rejected Ballots	14	0	0.00									
Pine Valley Borough	Total	14	13	92.86	9	9	10	3	4	2			
Runnemede Dist 1	Total	741	265	35.76	79	81	82	162	161	160	8		
Runnemede Dist 2	Total	1036	364	35.14	130	125	115	206	200	213			
Runnemede Dist 3	Total	737	259	35.14	105	103	104	138	137	136			
Runnemede Dist 4	Total	885	360	40.68	120	111	113	208	211	213			
Runnemede Dist 5	Total	1369	487	35.57	162	157	159	293	283	281			
Runnemede Dist 6	Total	1104	444	40.22	168	166	162	242	230	259			
Runnemede Mail-In Ballot	Total	0	665	0.00	219	223	225	399	387	392	1		
Runnemede Provisional	Total	0	70	0.00	18	17	18	42	43	44			
Runnemede Emergency Ballots	Total	0	0	0.00									
Runnemede Borough	TC-Election Day	5872	2179	37.11	764	743	735	1249	1222	1262	8		
Runnemede Borough	TC-Emergency	5872	0	0.00									
Runnemede Borough	TC-Mail-In Ballot	5872	665	11.32	219	223	225	399	387	392	1		
Runnemede Borough	TC-Provisional	5872	70	1.19	18	17	18	42	43	44			
Runnemede Borough	TC-Rejected Ballots	5872	0	0.00									
Runnemede Borough	Total	5872	2914	49.63	1001	983	978	1690	1652	1698	9		
Somerdale Dist 1	Total	1483	589	39.72	183	183	177	373	364	356	2		
Somerdale Dist 2	Total	797	322	40.40	92	95	95	199	194	172			
Somerdale Dist 3	Total	782	332	42.46	65	66	68	243	239	229			
Somerdale Dist 4	Total	856	351	41.00	84	83	91	248	233	228			
Somerdale Mail-In Ballot	Total	0	366	0.00	83	83	92	249	251	239			
Somerdale Provisional	Total	0	45	0.00	6	5	8	34	35	32			
Somerdale Emergency Ballots	Total	0	0	0.00									
Somerdale Borough	TC-Election Day	3918	1594	40.68	424	427	431	1063	1030	985	2		
Somerdale Borough	TC-Emergency	3918	0	0.00									
Somerdale Borough	TC-Mail-In Ballot	3918	366	9.34	83	83	92	249	251	239			
Somerdale Borough	TC-Provisional	3918	45	1.15	6	5	8	34	35	32			
Somerdale Borough	TC-Rejected Ballots	3918	0	0.00									
Somerdale Borough	Total	3918	2005	51.17	513	515	531	1346	1316	1256	2		
Stratford Dist 1	Total	594	281	47.31	122	120	122	140	135	135			

Board of Chosen Freeholders

		Registered	Ballots Cast	Turnout (%)	Keith CYBULSKI	Vincent SQUIRE	Claire H. GUSTAFSON	Jeffrey L. NASH	Susan SHIN ANGULO	William F. MOEN, JR.	Write-In			
Stratford Dist 2	Total	879	363	41.30	146	147	148	187	177	175	4			
Stratford Dist 3	Total	852	369	43.31	136	125	136	204	206	200				
Stratford Dist 4	Total	1034	428	41.39	184	184	186	214	206	201				
Stratford Dist 5	Total	687	230	33.48	48	46	49	165	161	152				
Stratford Dist 6	Total	838	357	42.60	125	122	125	209	200	197	3			
Stratford Mail-In Ballot	Total	0	588	0.00	196	190	207	366	366	343	3			
Stratford Provisional	Total	0	108	0.00	32	34	36	71	69	67				
Stratford Emergency Ballots	Total	0	0	0.00										
Stratford Borough	TC-Election Day	4884	2023	41.42	761	744	765	1114	1080	1056	7			
Stratford Borough	TC-Emergency	4884	0	0.00										
Stratford Borough	TC-Mail-In Ballot	4884	593	12.14	196	190	208	371	371	347	3			
Stratford Borough	TC-Provisional	4884	108	2.21	32	34	36	71	69	67				
Stratford Borough	TC-Rejected Ballots	4884	0	0.00										
Stratford Borough	Total	4884	2724	55.77	989	968	1009	1556	1520	1470	10			
Tavistock Dist 1	Total	9	0	0.00										
Tavistock Mail-In Ballot	Total	0	4	0.00	3	3	3	1	1	1				
Tavistock Provisional	Total	0	0	0.00										
Tavistock Emergency Ballots	Total	0	0	0.00										
Tavistock Borough	TC-Election Day	9	0	0.00										
Tavistock Borough	TC-Emergency	9	0	0.00										
Tavistock Borough	TC-Mail-In Ballot	9	4	44.44	3	3	3	1	1	1				
Tavistock Borough	TC-Provisional	9	0	0.00										
Tavistock Borough	TC-Rejected Ballots	9	0	0.00										
Tavistock Borough	Total	9	4	44.44	3	3	3	1	1	1				
Voorhees Dist 1	Total	1453	583	40.12	169	168	179	366	363	343	1			
Voorhees Dist 2	Total	1328	572	43.07	220	214	221	317	313	292	1			
Voorhees Dist 3	Total	1294	536	41.42	179	178	176	331	325	316				
Voorhees Dist 4	Total	1235	322	26.07	70	71	74	227	224	214				
Voorhees Dist 5	Total	1362	495	36.34	106	98	101	355	356	339				
Voorhees Dist 6	Total	1350	548	40.59	218	224	226	304	300	284				
Voorhees Dist 7	Total	772	333	43.13	108	111	115	208	205	194				
Voorhees Dist 8	Total	1627	643	39.52	158	170	174	438	429	412				
Voorhees Dist 9	Total	1387	572	41.24	220	219	225	321	317	303				
Voorhees Dist 10	Total	1033	417	40.37	147	146	150	244	249	233				
Voorhees Dist 11	Total	1041	430	41.31	180	176	185	231	230	212				
Voorhees Dist 12	Total	1010	366	36.24	137	139	151	205	201	183				
Voorhees Dist 13	Total	1365	560	41.03	169	171	168	345	337	328				
Voorhees Dist 14	Total	902	375	41.57	114	111	119	240	240	230				
Voorhees Dist 15	Total	1241	497	40.05	173	177	180	303	302	281				
Voorhees Dist 16	Total	864	366	42.36	142	149	149	188	187	179				
Voorhees Dist 17	Total	745	313	42.01	98	97	99	201	187	184				

Board of Chosen Freeholders

		Registered	Ballots Cast	Turnout (%)	Keith CYBULSKI	Vincent SQUIRE	Claire H. GUSTAFSON	Jeffrey L. NASH	Susan SHIN ANGULO	William F. MOEN, JR.	Write-In			
Voorhees Dist 18	Total	1180	320	27.12	53	52	59	248	241	233				
Voorhees Dist 19	Total	994	350	35.21	110	111	118	202	196	182				
Voorhees Mail-In Ballot	Total	0	3510	0.00	1029	1030	1097	2291	2226	2150	2			
Voorhees Provisional	Total	0	465	0.00	136	139	143	287	286	275	1			
Voorhees Emergency Ballots	Total	0	0	0.00										
Voorhees Twp	TC-Election Day	22183	8598	38.76	2771	2782	2869	5274	5202	4942	2			
Voorhees Twp	TC-Emergency	22183	0	0.00										
Voorhees Twp	TC-Mail-In Ballot	22183	3510	15.82	1029	1030	1097	2291	2226	2150	2			
Voorhees Twp	TC-Provisional	22183	465	2.10	136	139	143	287	286	275	1			
Voorhees Twp	TC-Rejected Ballots	22183	0	0.00										
Voorhees Twp	Total	22183	12573	56.68	3936	3951	4109	7852	7714	7367	5			
Waterford Dist 1	Total	1058	471	44.52	256	253	259	163	165	150	2			
Waterford Dist 2	Total	1234	511	41.41	233	240	231	238	229	216	2			
Waterford Dist 3	Total	1066	384	36.02	189	181	190	156	148	134				
Waterford Dist 4	Total	896	399	44.53	226	229	234	130	125	117				
Waterford Dist 5	Total	1079	358	33.18	154	156	155	163	161	157				
Waterford Dist 6	Total	1045	466	44.59	249	250	261	166	160	148				
Waterford Dist 7	Total	1129	477	42.25	264	264	264	163	156	151	1			
Waterford Dist 8	Total	318	155	48.74	84	89	85	54	51	50	1			
Waterford Mail-In Ballot	Total	0	976	0.00	400	414	439	508	494	469				
Waterford Provisional	Total	0	135	0.00	69	66	69	53	56	53				
Waterford Emergency Ballots	Total	0	0	0.00										
Waterford Twp	TC-Election Day	7825	3221	41.16	1655	1662	1679	1233	1195	1123	6			
Waterford Twp	TC-Emergency	7825	0	0.00										
Waterford Twp	TC-Mail-In Ballot	7825	976	12.47	400	414	439	508	494	469				
Waterford Twp	TC-Provisional	7825	135	1.73	69	66	69	53	56	53				
Waterford Twp	TC-Rejected Ballots	7825	0	0.00										
Waterford Twp	Total	7825	4332	55.36	2124	2142	2187	1794	1745	1645	6			
Winslow W1 D1	Total	1084	486	44.83	291	290	288	164	162	153				
Winslow W1 D2	Total	1214	395	32.54	232	236	228	144	136	132				
Winslow W1 D3	Total	786	333	42.37	163	167	173	147	137	134	1			
Winslow W1 D4	Total	1410	571	40.50	224	233	224	304	292	282	1			
Winslow W1 D5	Total	1277	511	40.02	250	250	253	232	227	214				
Winslow W1 D6	Total	723	277	38.31	74	71	75	187	183	175				
Winslow Ward 1 Mail-In Ballot	Total	0	868	0.00	421	421	438	408	402	383				
Winslow Ward 1 Provisional	Total	0	78	0.00	40	40	41	31	33	35				
Winslow W1 Emergency Ballots	Total	0	0	0.00										
Winslow W2 D1	Total	1662	776	46.69	137	135	134	593	599	572				
Winslow W2 D2	Total	927	374	40.35	150	146	155	207	201	187				
Winslow W2 D3	Total	1696	680	40.09	219	208	223	396	391	365				

Board of Chosen Freeholders

		Registered	Ballots Cast	Turnout (%)	Keith CYBULSKI	Vincent SQUIRE	Claire H. GUSTAFSON	Jeffrey L. NASH	Susan SHIN ANGULO	William F. MOEN, JR.	Write-In			
Winslow W2 D4	Total	1179	518	43.94	174	180	172	300	308	287				
Winslow W2 D5	Total	922	369	40.02	192	186	186	148	150	143				
Winslow W2 D6	Total	1040	450	43.27	52	51	53	371	368	354				
Winslow Ward 2 Mail-In Ballot	Total	0	793	0.00	269	264	295	493	499	469	4			
Winslow Ward 2 Provisional	Total	0	147	0.00	32	34	35	102	106	102				
Winslow W2 Mail-In Ballot Rejected	Total	0	0	0.00										
Winslow W2 Provisional Rejected	Total	0	0	0.00										
Winslow W2 Emergency Ballots	Total	0	0	0.00										
Winslow W3 D1	Total	1320	534	40.45	40	38	37	453	442	440				
Winslow W3 D2	Total	1493	606	40.59	28	30	33	522	514	512				
Winslow W3 D3	Total	1210	441	36.45	39	42	40	360	357	343				
Winslow W3 D4	Total	1208	510	42.22	56	59	56	401	418	395				
Winslow W3 D5	Total	1348	586	43.47	45	46	46	487	489	475				
Winslow Ward 3 Mail-In Ballot	Total	0	603	0.00	74	80	74	499	489	480	3			
Winslow Ward 3 Provisional	Total	0	102	0.00	9	9	10	85	87	81				
Winslow W3 Mail-In Ballot Rejected	Total	0	0	0.00										
Winslow W3 Provisional Rejected	Total	0	0	0.00										
Winslow W3 Emergency Ballots	Total	0	0	0.00										
Winslow W4 D1	Total	807	346	42.87	133	128	125	191	181	183	3			
Winslow W4 D2	Total	1643	603	36.70	98	98	104	467	469	453				
Winslow W4 D3	Total	1787	722	40.40	154	155	163	512	523	487				
Winslow W4 D4	Total	1294	588	45.44	150	151	152	404	404	392				
Winslow W4 D5	Total	1464	618	42.21	121	108	113	452	455	435	3			
Winslow Ward 4 Mail-In Ballot	Total	0	788	0.00	220	215	233	534	525	504	4			
Winslow Ward 4 Provisional	Total	0	131	0.00	25	26	25	94	94	91				
Winslow W4 Mail-In Ballot Rejected	Total	0	0	0.00										
Winslow W4 Provisional Rejected	Total	0	0	0.00										
Winslow W4 Emergency Ballots	Total	0	0	0.00										
Winslow Twp	TC-Election Day	27494	11294	41.08	3022	3008	3033	7442	7406	7113	8			
Winslow Twp	TC-Emergency	27494	0	0.00										
Winslow Twp	TC-Mail-In Ballot	27494	3052	11.10	984	980	1040	1934	1915	1836	11			
Winslow Twp	TC-Provisional	27494	458	1.67	106	109	111	312	320	309				
Winslow Twp	TC-Rejected Ballots	27494	0	0.00										
Winslow Twp	Total	27494	14804	53.84	4112	4097	4184	9688	9641	9258	19			
Woodlynne Dist 1	Total	938	289	30.81	43	40	37	200	207	199				
Woodlynne Dist 2	Total	759	245	32.28	22	21	18	197	207	198	1			
Woodlynne Mail-In Ballot	Total	0	58	0.00	16	16	16	37	34	36	3			
Woodlynne Provisional	Total	0	30	0.00	5	4	4	23	24	25				

Board of Chosen Freeholders

		Registered	Ballots Cast	Turnout (%)	Keith CYBULSKI	Vincent SQUIRE	Claire H. GUSTAFSON	Jeffrey L. NASH	Susan SHIN ANGULO	William F. MOEN, JR.	Write-In			
Woodlynne Emergency Ballots	Total	0	0	0.00										
Woodlynne Borough	TC-Election Day	1697	534	31.47	65	61	55	397	414	397	1			
Woodlynne Borough	TC-Emergency	1697	0	0.00										
Woodlynne Borough	TC-Mail-In Ballot	1697	58	3.42	16	16	16	37	34	36	3			
Woodlynne Borough	TC-Provisional	1697	30	1.77	5	4	4	23	24	25				
Woodlynne Borough	TC-Rejected Ballots	1697	0	0.00										
Woodlynne Borough	Total	1697	622	36.65	86	81	75	457	472	458	4			
Total - TC-Election Day		356954	139459	39.07	40341	39972	41037	87942	87146	84064	174			
Total - TC-Emergency		356954	0	0.00										
Total - TC-Mail-In Ballot		356954	41530	11.63	11978	11884	12840	27518	27049	26174	88			
Total - TC-Provisional		356954	6559	1.84	1686	1692	1761	4334	4337	4175	12			
Total - TC-Rejected Ballots		356954	0	0.00										
Contest Total		356954	187548	52.54	54005	53548	55638	119794	118532	114413	274			

Audubon Park Mayor

		Registered	Ballots Cast	Turnout (%)	Lawrence E. PENNOCK	Lisa J. CAPILLI	Write-In						
Audubon Park Dist 1	Total	784	410	52.30	281	116							
Audubon Park Mail-In Ballot	Total	0	51	0.00	29	19							
Audubon Park Provisional	Total	0	15	0.00	12	2							
Audubon Park Emergency Ballots	Total	0	0	0.00									
Audubon Park Borough	TC-Election Day	784	410	52.30	281	116							
Audubon Park Borough	TC-Emergency	784	0	0.00									
Audubon Park Borough	TC-Mail-In Ballot	784	51	6.51	29	19							
Audubon Park Borough	TC-Provisional	784	15	1.91	12	2							
Audubon Park Borough	TC-Rejected Ballots	784	0	0.00									
Audubon Park Borough	Total	784	476	60.71	322	137							
Total - TC-Election Day		784	410	52.30	281	116							
Total - TC-Emergency		784	0	0.00									
Total - TC-Mail-In Ballot		784	51	6.51	29	19							
Total - TC-Provisional		784	15	1.91	12	2							
Total - TC-Rejected Ballots		784	0	0.00									
Contest Total		784	476	60.71	322	137							

Audubon Park Council

		Registered	Ballots Cast	Turnout (%)	John CARPINELLI	Kristen STOKES	Sandra HOOK	Frances A. CARTER	Write-In				
Audubon Park Dist 1	Total	784	410	52.30	234	225	155	143					
Audubon Park Mail-In Ballot	Total	0	51	0.00	22	23	25	24					
Audubon Park Provisional	Total	0	15	0.00	10	6	8	5					
Audubon Park Emergency Ballots	Total	0	0	0.00									
Audubon Park Borough	TC-Election Day	784	410	52.30	234	225	155	143					
Audubon Park Borough	TC-Emergency	784	0	0.00									
Audubon Park Borough	TC-Mail-In Ballot	784	51	6.51	22	23	25	24					
Audubon Park Borough	TC-Provisional	784	15	1.91	10	6	8	5					
Audubon Park Borough	TC-Rejected Ballots	784	0	0.00									
Audubon Park Borough	Total	784	476	60.71	266	254	188	172					
Total - TC-Election Day		784	410	52.30	234	225	155	143					
Total - TC-Emergency		784	0	0.00									
Total - TC-Mail-In Ballot		784	51	6.51	22	23	25	24					
Total - TC-Provisional		784	15	1.91	10	6	8	5					
Total - TC-Rejected Ballots		784	0	0.00									
Contest Total		784	476	60.71	266	254	188	172					

Barrington Council

		Registered	Ballots Cast	Turnout (%)	Pati HARRIS	Shawn LUDWIG	Write-In						
Barrington Dist 1	Total	1145	519	45.33	362	350	10						
Barrington Dist 2	Total	897	375	41.81	257	241	3						
Barrington Dist 3	Total	1027	469	45.67	313	311	15						
Barrington Dist 4	Total	1368	493	36.04	335	330	2						
Barrington Dist 5	Total	521	246	47.22	182	179	6						
Barrington Mail-In Ballot	Total	0	610	0.00	406	399	14						
Barrington Provisional	Total	0	87	0.00	59	60	2						
Barrington Emergency Ballots	Total	0	0	0.00									
Barrington Borough	TC-Election Day	4958	2102	42.40	1449	1411	36						
Barrington Borough	TC-Emergency	4958	0	0.00									
Barrington Borough	TC-Mail-In Ballot	4958	610	12.30	406	399	14						
Barrington Borough	TC-Provisional	4958	87	1.75	59	60	2						
Barrington Borough	TC-Rejected Ballots	4958	0	0.00									
Barrington Borough	Total	4958	2799	56.45	1914	1870	52						
Total - TC-Election Day		4958	2102	42.40	1449	1411	36						
Total - TC-Emergency		4958	0	0.00									
Total - TC-Mail-In Ballot		4958	610	12.30	406	399	14						
Total - TC-Provisional		4958	87	1.75	59	60	2						
Total - TC-Rejected Ballots		4958	0	0.00									
Contest Total		4958	2799	56.45	1914	1870	52						

Bellmawr Mayor

		Registered	Ballots Cast	Turnout (%)	Charles 'Chuck' J. SAUTER, III	Bill GROFF	Write-In						
Bellmawr Dist 1	Total	1386	609	43.94	285	267							
Bellmawr Dist 2	Total	1255	552	43.98	218	294	2						
Bellmawr Dist 3	Total	1139	476	41.79	201	238	2						
Bellmawr Dist 4	Total	999	466	46.65	250	182	1						
Bellmawr Dist 5	Total	995	393	39.50	160	202	1						
Bellmawr Dist 6	Total	1096	498	45.44	260	208	2						
Bellmawr Dist 7	Total	930	421	45.27	172	199	1						
Bellmawr Mail-In Ballot	Total	0	877	0.00	534	267	3						
Bellmawr Provisional	Total	0	119	0.00	57	48	1						
Bellmawr Emergency Ballots	Total	0	0	0.00									
Bellmawr Borough	TC-Election Day	7800	3415	43.78	1546	1590	9						
Bellmawr Borough	TC-Emergency	7800	0	0.00									
Bellmawr Borough	TC-Mail-In Ballot	7800	877	11.24	534	267	3						
Bellmawr Borough	TC-Provisional	7800	119	1.53	57	48	1						
Bellmawr Borough	TC-Rejected Ballots	7800	0	0.00									
Bellmawr Borough	Total	7800	4411	56.55	2137	1905	13						
Total - TC-Election Day		7800	3415	43.78	1546	1590	9						
Total - TC-Emergency		7800	0	0.00									
Total - TC-Mail-In Ballot		7800	877	11.24	534	267	3						
Total - TC-Provisional		7800	119	1.53	57	48	1						
Total - TC-Rejected Ballots		7800	0	0.00									
Contest Total		7800	4411	56.55	2137	1905	13						

Bellmawr Council

		Registered	Ballots Cast	Turnout (%)	Steven B. HAGERTY	Craig R. WILHELM	George ARBOCUS, JR.	Write-In					
Bellmawr Dist 1	Total	1386	609	43.94	324	356	241	2					
Bellmawr Dist 2	Total	1255	552	43.98	265	293	250	3					
Bellmawr Dist 3	Total	1139	476	41.79	245	256	201	1					
Bellmawr Dist 4	Total	999	466	46.65	284	287	151	3					
Bellmawr Dist 5	Total	995	393	39.50	180	199	178	6					
Bellmawr Dist 6	Total	1096	498	45.44	276	282	196	4					
Bellmawr Dist 7	Total	930	421	45.27	216	216	163	3					
Bellmawr Mail-In Ballot	Total	0	877	0.00	571	595	281	17					
Bellmawr Provisional	Total	0	119	0.00	60	61	42	4					
Bellmawr Emergency Ballots	Total	0	0	0.00									
Bellmawr Borough	TC-Election Day	7800	3415	43.78	1790	1889	1380	22					
Bellmawr Borough	TC-Emergency	7800	0	0.00									
Bellmawr Borough	TC-Mail-In Ballot	7800	877	11.24	571	595	281	17					
Bellmawr Borough	TC-Provisional	7800	119	1.53	60	61	42	4					
Bellmawr Borough	TC-Rejected Ballots	7800	0	0.00									
Bellmawr Borough	Total	7800	4411	56.55	2421	2545	1703	43					
Total - TC-Election Day		7800	3415	43.78	1790	1889	1380	22					
Total - TC-Emergency		7800	0	0.00									
Total - TC-Mail-In Ballot		7800	877	11.24	571	595	281	17					
Total - TC-Provisional		7800	119	1.53	60	61	42	4					
Total - TC-Rejected Ballots		7800	0	0.00									
Contest Total		7800	4411	56.55	2421	2545	1703	43					

Berlin Boro Council

		Registered	Ballots Cast	Turnout (%)	Ron ROCCO	MIKE BUCHANAN	Write-In						
Berlin Boro Dist 1	Total	972	347	35.70	170	177	6						
Berlin Boro Dist 2	Total	1250	561	44.88	265	252	11						
Berlin Boro Dist 3	Total	1352	553	40.90	256	255	7						
Berlin Boro Dist 4	Total	1205	469	38.92	241	232	6						
Berlin Boro Dist 5	Total	584	240	41.10	109	114	8						
Berlin Boro Mail-In Ballot	Total	0	691	0.00	362	360	21						
Berlin Boro Provisional	Total	0	117	0.00	48	46							
Berlin Boro Emergency Ballots	Total	0	0	0.00									
Berlin Borough	TC-Election Day	5363	2170	40.46	1041	1030	38						
Berlin Borough	TC-Emergency	5363	0	0.00									
Berlin Borough	TC-Mail-In Ballot	5363	691	12.88	362	360	21						
Berlin Borough	TC-Provisional	5363	117	2.18	48	46							
Berlin Borough	TC-Rejected Ballots	5363	0	0.00									
Berlin Borough	Total	5363	2978	55.53	1451	1436	59						
Total - TC-Election Day		5363	2170	40.46	1041	1030	38						
Total - TC-Emergency		5363	0	0.00									
Total - TC-Mail-In Ballot		5363	691	12.88	362	360	21						
Total - TC-Provisional		5363	117	2.18	48	46							
Total - TC-Rejected Ballots		5363	0	0.00									
Contest Total		5363	2978	55.53	1451	1436	59						

Berlin Twp Council

		Registered	Ballots Cast	Turnout (%)	Jerome MC INTOSH	Frank EP/ANIO	Write-In						
Berlin Twp Dist 1	Total	1441	556	38.58	349	341	7						
Berlin Twp Dist 2	Total	693	302	43.58	211	204	1						
Berlin Twp Dist 3	Total	618	222	35.92	124	123	7						
Berlin Twp Dist 4	Total	1197	456	38.10	293	288	3						
Berlin Twp Mail-In Ballot	Total	0	508	0.00	349	344	9						
Berlin Twp Provisional	Total	0	45	0.00	29	28	4						
Berlin Twp Emergency Ballots	Total	0	0	0.00									
Berlin Township	TC-Election Day	3949	1536	38.90	977	956	18						
Berlin Township	TC-Emergency	3949	0	0.00									
Berlin Township	TC-Mail-In Ballot	3949	508	12.86	349	344	9						
Berlin Township	TC-Provisional	3949	45	1.14	29	28	4						
Berlin Township	TC-Rejected Ballots	3949	0	0.00									
Berlin Township	Total	3949	2089	52.90	1355	1328	31						
Total - TC-Election Day		3949	1536	38.90	977	956	18						
Total - TC-Emergency		3949	0	0.00									
Total - TC-Mail-In Ballot		3949	508	12.86	349	344	9						
Total - TC-Provisional		3949	45	1.14	29	28	4						
Total - TC-Rejected Ballots		3949	0	0.00									
Contest Total		3949	2089	52.90	1355	1328	31						

Brooklawn Mayor

		Registered	Ballots Cast	Turnout (%)	Theresa BRANELLA	Write-In								
Brooklawn Dist 1	Total	1248	533	42.71	405	7								
Brooklawn Mail-In Ballot	Total	0	86	0.00	67	2								
Brooklawn Provisional	Total	0	8	0.00	7									
Brooklawn Emergency Ballots	Total	0	0	0.00										
Brooklawn Borough	TC-Election Day	1248	533	42.71	405	7								
Brooklawn Borough	TC-Emergency	1248	0	0.00										
Brooklawn Borough	TC-Mail-In Ballot	1248	86	6.89	67	2								
Brooklawn Borough	TC-Provisional	1248	8	0.64	7									
Brooklawn Borough	TC-Rejected Ballots	1248	0	0.00										
Brooklawn Borough	Total	1248	627	50.24	479	9								
Total - TC-Election Day		1248	533	42.71	405	7								
Total - TC-Emergency		1248	0	0.00										
Total - TC-Mail-In Ballot		1248	86	6.89	67	2								
Total - TC-Provisional		1248	8	0.64	7									
Total - TC-Rejected Ballots		1248	0	0.00										
Contest Total		1248	627	50.24	479	9								

Brooklawn Council

		Registered	Ballots Cast	Turnout (%)	Jeffrey M. HALLER	Patricia MC CONNELL	Julie MC CLEARY	Write-In						
Brooklawn Dist 1	Total	1248	533	42.71	172	368	375	2						
Brooklawn Mail-In Ballot	Total	0	86	0.00	28	62	63							
Brooklawn Provisional	Total	0	8	0.00	2	6	5							
Brooklawn Emergency Ballots	Total	0	0	0.00										
Brooklawn Borough	TC-Election Day	1248	533	42.71	172	368	375	2						
Brooklawn Borough	TC-Emergency	1248	0	0.00										
Brooklawn Borough	TC-Mail-In Ballot	1248	86	6.89	28	62	63							
Brooklawn Borough	TC-Provisional	1248	8	0.64	2	6	5							
Brooklawn Borough	TC-Rejected Ballots	1248	0	0.00										
Brooklawn Borough	Total	1248	627	50.24	202	436	443	2						
Total - TC-Election Day		1248	533	42.71	172	368	375	2						
Total - TC-Emergency		1248	0	0.00										
Total - TC-Mail-In Ballot		1248	86	6.89	28	62	63							
Total - TC-Provisional		1248	8	0.64	2	6	5							
Total - TC-Rejected Ballots		1248	0	0.00										
Contest Total		1248	627	50.24	202	436	443	2						

Camden City Ward 3 Council UNEX

		Registered	Ballots Cast	Turnout (%)	Marilyn TORRES	Write-In							
Camden City W3 D1	Total	995	219	22.01	200								
Camden City W3 D2	Total	1389	404	29.09	360	3							
Camden City W3 D3	Total	882	248	28.12	212								
Camden City W3 D4	Total	1060	267	25.19	243								
Camden City W3 D5	Total	895	202	22.57	175	2							
Camden City W3 D6	Total	1109	370	33.36	333	3							
Camden City W3 D7	Total	1125	313	27.82	277								
Camden City W3 D8	Total	1204	332	27.57	294	2							
Camden City W3 D9	Total	1389	403	29.01	338								
Camden City Ward 3 Mail-In Ballot	Total	0	501	0.00	445	1							
Camden City Ward 3 Provisional	Total	0	144	0.00	115								
Camden City W3 Emergency Ballots	Total	0	0	0.00									
Camden City	TC-Election Day	10048	2758	27.45	2432	10							
Camden City	TC-Emergency	10048	0	0.00									
Camden City	TC-Mail-In Ballot	10048	501	4.99	445	1							
Camden City	TC-Provisional	10048	144	1.43	115								
Camden City	TC-Rejected Ballots	10048	0	0.00									
Camden City	Total	10048	3403	33.87	2992	11							
Total - TC-Election Day		10048	2758	27.45	2432	10							
Total - TC-Emergency		10048	0	0.00									
Total - TC-Mail-In Ballot		10048	501	4.99	445	1							
Total - TC-Provisional		10048	144	1.43	115								
Total - TC-Rejected Ballots		10048	0	0.00									
Contest Total		10048	3403	33.87	2992	11							

Chesilhurst Council

		Registered	Ballots Cast	Turnout (%)	Herbert LITTLES	Matthew MARRONE	Timothy M. FLOOD	Keith R. WATERS	Write-In				
Chesilhurst Dist 1	Total	1124	452	40.21	243	262	123	130					
Chesilhurst Mail-In Ballot	Total	0	130	0.00	55	56	49	51	1				
Chesilhurst Provisional	Total	0	10	0.00	8	7	1	2					
Chesilhurst Emergency Ballots	Total	0	0	0.00									
Chesilhurst Borough	TC-Election Day	1124	452	40.21	243	262	123	130					
Chesilhurst Borough	TC-Emergency	1124	0	0.00									
Chesilhurst Borough	TC-Mail-In Ballot	1124	130	11.57	55	56	49	51	1				
Chesilhurst Borough	TC-Provisional	1124	10	0.89	8	7	1	2					
Chesilhurst Borough	TC-Rejected Ballots	1124	0	0.00									
Chesilhurst Borough	Total	1124	592	52.67	306	325	173	183	1				
Total - TC-Election Day		1124	452	40.21	243	262	123	130					
Total - TC-Emergency		1124	0	0.00									
Total - TC-Mail-In Ballot		1124	130	11.57	55	56	49	51	1				
Total - TC-Provisional		1124	10	0.89	8	7	1	2					
Total - TC-Rejected Ballots		1124	0	0.00									
Contest Total		1124	592	52.67	306	325	173	183	1				

Clementon Council

		Registered	Ballots Cast	Turnout (%)	Lynn LOFLAND	Gary SAUNDERS	Mark ARMBRUSTER	Melvin APPEGATE	Write-In				
Clementon Dist 1	Total	1016	350	34.45	146	148	183	184					
Clementon Dist 2	Total	994	368	37.02	132	138	211	219	1				
Clementon Dist 3	Total	1253	456	36.39	151	155	270	278	2				
Clementon Mail-In Ballot	Total	0	319	0.00	115	121	191	182	2				
Clementon Provisional	Total	0	44	0.00	8	9	30	30					
Clementon Emergency Ballots	Total	0	0	0.00									
Clementon Borough	TC-Election Day	3263	1174	35.98	429	441	664	681	3				
Clementon Borough	TC-Emergency	3263	0	0.00									
Clementon Borough	TC-Mail-In Ballot	3263	319	9.78	115	121	191	182	2				
Clementon Borough	TC-Provisional	3263	44	1.35	8	9	30	30					
Clementon Borough	TC-Rejected Ballots	3263	0	0.00									
Clementon Borough	Total	3263	1537	47.10	552	571	885	893	5				
Total - TC-Election Day		3263	1174	35.98	429	441	664	681	3				
Total - TC-Emergency		3263	0	0.00									
Total - TC-Mail-In Ballot		3263	319	9.78	115	121	191	182	2				
Total - TC-Provisional		3263	44	1.35	8	9	30	30					
Total - TC-Rejected Ballots		3263	0	0.00									
Contest Total		3263	1537	47.10	552	571	885	893	5				

Gibbsboro Council

		Registered	Ballots Cast	Turnout (%)	Michael HAUBER	Glenn N. WERNER	Michael F. MAC FERREN	Dennis DEICHERT	Write-In					
Gibbsboro Dist 1	Total	944	422	44.70	141	177	182	122	5					
Gibbsboro Dist 2	Total	783	363	46.36	137	139	148	106	1					
Gibbsboro Mail-In Ballot	Total	0	214	0.00	53	59	96	61	2					
Gibbsboro Provisional	Total	0	26	0.00	7	7	12	9						
Gibbsboro Emergency Ballots	Total	0	0	0.00										
Gibbsboro Borough	TC-Election Day	1727	785	45.45	278	316	330	228	6					
Gibbsboro Borough	TC-Emergency	1727	0	0.00										
Gibbsboro Borough	TC-Mail-In Ballot	1727	214	12.39	53	59	96	61	2					
Gibbsboro Borough	TC-Provisional	1727	26	1.51	7	7	12	9						
Gibbsboro Borough	TC-Rejected Ballots	1727	0	0.00										
Gibbsboro Borough	Total	1727	1025	59.35	338	382	438	298	8					
Total - TC-Election Day		1727	785	45.45	278	316	330	228	6					
Total - TC-Emergency		1727	0	0.00										
Total - TC-Mail-In Ballot		1727	214	12.39	53	59	96	61	2					
Total - TC-Provisional		1727	26	1.51	7	7	12	9						
Total - TC-Rejected Ballots		1727	0	0.00										
Contest Total		1727	1025	59.35	338	382	438	298	8					

Gloucester City Mayor

		Registered	Ballots Cast	Turnout (%)	Daniel T. SPENCER, JR.	Write-In								
Gloucester City W1 D1	Total	812	206	25.37	168	3								
Gloucester City W1 D2	Total	719	292	40.61	235	8								
Gloucester City W1 D3	Total	660	276	41.82	195	7								
Gloucester City Ward 1 Mail-In Ballot	Total	0	155	0.00	115	3								
Gloucester City Ward 1 Provisional	Total	0	28	0.00	20	1								
Gloucester City W1 Emergency Ballots	Total	0	0	0.00										
Gloucester City W2 D1	Total	720	221	30.69	168	9								
Gloucester City W2 D2	Total	855	324	37.89	264	5								
Gloucester City W2 D3	Total	941	397	42.19	306	4								
Gloucester City Ward 2 Mail-In Ballot	Total	0	280	0.00	227	8								
Gloucester City Ward 2 Provisional	Total	0	24	0.00	18									
Gloucester City W2 Emergency Ballots	Total	0	0	0.00										
Gloucester City W3 D1	Total	1034	315	30.46	240	3								
Gloucester City W3 D2	Total	1021	344	33.69	245	6								
Gloucester City Ward 3 Mail-In Ballot	Total	0	191	0.00	152	2								
Gloucester City Ward 3 Provisional	Total	0	29	0.00	17	1								
Gloucester City W3 Emergency Ballots	Total	0	0	0.00										
Gloucester City	TC-Election Day	6762	2375	35.12	1821	45								
Gloucester City	TC-Emergency	6762	0	0.00										
Gloucester City	TC-Mail-In Ballot	6762	626	9.26	494	13								
Gloucester City	TC-Provisional	6762	81	1.20	55	2								
Gloucester City	TC-Rejected Ballots	6762	0	0.00										
Gloucester City	Total	6762	3082	45.58	2370	60								
Total - TC-Election Day		6762	2375	35.12	1821	45								
Total - TC-Emergency		6762	0	0.00										
Total - TC-Mail-In Ballot		6762	626	9.26	494	13								
Total - TC-Provisional		6762	81	1.20	55	2								
Total - TC-Rejected Ballots		6762	0	0.00										
Contest Total		6762	3082	45.58	2370	60								

Gloucester City Council Ward 1

		Registered	Ballots Cast	Turnout (%)	George BERGLUND	Write-In							
Gloucester City W1 D1	Total	812	206	25.37	161	1							
Gloucester City W1 D2	Total	719	292	40.61	227	3							
Gloucester City W1 D3	Total	660	276	41.82	201	2							
Gloucester City Ward 1 Mail-In Ballot	Total	0	155	0.00	120	3							
Gloucester City Ward 1 Provisional	Total	0	28	0.00	20								
Gloucester City W1 Emergency Ballots	Total	0	0	0.00									
Gloucester City	TC-Election Day	2191	774	35.33	589	6							
Gloucester City	TC-Emergency	2191	0	0.00									
Gloucester City	TC-Mail-In Ballot	2191	155	7.07	120	3							
Gloucester City	TC-Provisional	2191	28	1.28	20								
Gloucester City	TC-Rejected Ballots	2191	0	0.00									
Gloucester City	Total	2191	957	43.68	729	9							
Total - TC-Election Day		2191	774	35.33	589	6							
Total - TC-Emergency		2191	0	0.00									
Total - TC-Mail-In Ballot		2191	155	7.07	120	3							
Total - TC-Provisional		2191	28	1.28	20								
Total - TC-Rejected Ballots		2191	0	0.00									
Contest Total		2191	957	43.68	729	9							

Gloucester City Council Ward 2

		Registered	Ballots Cast	Turnout (%)	James 'Bowie' JOHNSON	Write-In							
Gloucester City W2 D1	Total	720	221	30.69	171	5							
Gloucester City W2 D2	Total	855	324	37.89	248	4							
Gloucester City W2 D3	Total	941	397	42.19	295								
Gloucester City Ward 2 Mail-In Ballot	Total	0	280	0.00	227	4							
Gloucester City Ward 2 Provisional	Total	0	24	0.00	17								
Gloucester City W2 Emergency Ballots	Total	0	0	0.00									
Gloucester City	TC-Election Day	2516	942	37.44	714	9							
Gloucester City	TC-Emergency	2516	0	0.00									
Gloucester City	TC-Mail-In Ballot	2516	280	11.13	227	4							
Gloucester City	TC-Provisional	2516	24	0.95	17								
Gloucester City	TC-Rejected Ballots	2516	0	0.00									
Gloucester City	Total	2516	1246	49.52	958	13							
Total - TC-Election Day		2516	942	37.44	714	9							
Total - TC-Emergency		2516	0	0.00									
Total - TC-Mail-In Ballot		2516	280	11.13	227	4							
Total - TC-Provisional		2516	24	0.95	17								
Total - TC-Rejected Ballots		2516	0	0.00									
Contest Total		2516	1246	49.52	958	13							

Gloucester City Council Ward 3

		Registered	Ballots Cast	Turnout (%)	Nancy RANDOLPH BAUS	Write-In							
Gloucester City W3 D1	Total	1034	315	30.46	233	4							
Gloucester City W3 D2	Total	1021	344	33.69	233	3							
Gloucester City Ward 3 Mail-In Ballot	Total	0	191	0.00	145	2							
Gloucester City Ward 3 Provisional	Total	0	29	0.00	15								
Gloucester City W3 Emergency Ballots	Total	0	0	0.00									
Gloucester City	TC-Election Day	2055	659	32.07	466	7							
Gloucester City	TC-Emergency	2055	0	0.00									
Gloucester City	TC-Mail-In Ballot	2055	191	9.29	145	2							
Gloucester City	TC-Provisional	2055	29	1.41	15								
Gloucester City	TC-Rejected Ballots	2055	0	0.00									
Gloucester City	Total	2055	879	42.77	626	9							
Total - TC-Election Day		2055	659	32.07	466	7							
Total - TC-Emergency		2055	0	0.00									
Total - TC-Mail-In Ballot		2055	191	9.29	145	2							
Total - TC-Provisional		2055	29	1.41	15								
Total - TC-Rejected Ballots		2055	0	0.00									
Contest Total		2055	879	42.77	626	9							

Haddon Heights Council

		Registered	Ballots Cast	Turnout (%)	Jennifer L. MOORE	Matt MC DERMOTT	Christopher MORGAN	Scott B. SCHREIBER	Write-In					
Haddon Heights Dist 1	Total	760	367	48.29	150	152	202	197						
Haddon Heights Dist 2	Total	693	310	44.73	105	106	185	193						
Haddon Heights Dist 3	Total	1081	542	50.14	223	231	299	299						
Haddon Heights Dist 4	Total	648	254	39.20	121	120	122	123						
Haddon Heights Dist 5	Total	963	495	51.40	182	185	288	295						
Haddon Heights Dist 6	Total	978	479	48.98	180	191	262	276						
Haddon Heights Dist 7	Total	987	466	47.21	204	205	228	242						
Haddon Heights Mail-In Ballot	Total	0	1039	0.00	372	363	631	638						
Haddon Heights Provisional	Total	0	127	0.00	55	59	66	66						
Haddon Heights Emergency Ballots	Total	0	0	0.00										
Haddon Heights Borough	TC-Election Day	6110	2913	47.68	1165	1190	1586	1625						
Haddon Heights Borough	TC-Emergency	6110	0	0.00										
Haddon Heights Borough	TC-Mail-In Ballot	6110	1039	17.00	372	363	631	638						
Haddon Heights Borough	TC-Provisional	6110	127	2.08	55	59	66	66						
Haddon Heights Borough	TC-Rejected Ballots	6110	0	0.00										
Haddon Heights Borough	Total	6110	4079	66.76	1592	1612	2283	2329						
Total - TC-Election Day		6110	2913	47.68	1165	1190	1586	1625						
Total - TC-Emergency		6110	0	0.00										
Total - TC-Mail-In Ballot		6110	1039	17.00	372	363	631	638						
Total - TC-Provisional		6110	127	2.08	55	59	66	66						
Total - TC-Rejected Ballots		6110	0	0.00										
Contest Total		6110	4079	66.76	1592	1612	2283	2329						

Hi-Nella Council

		Registered	Ballots Cast	Turnout (%)	Jose A. CLASS	Michael J. SEGEREN	Write-In						
Hi-Nella Dist 1	Total	622	236	37.94	75	148	1						
Hi Nella Mail-In Ballot	Total	0	40	0.00	9	30							
Hi Nella Provisional	Total	0	10	0.00	2	8							
Hi Nella Emergency Ballots	Total	0	0	0.00									
Hi-Nella Borough	TC-Election Day	622	236	37.94	75	148	1						
Hi-Nella Borough	TC-Emergency	622	0	0.00									
Hi-Nella Borough	TC-Mail-In Ballot	622	40	6.43	9	30							
Hi-Nella Borough	TC-Provisional	622	10	1.61	2	8							
Hi-Nella Borough	TC-Rejected Ballots	622	0	0.00									
Hi-Nella Borough	Total	622	286	45.98	86	186	1						
Total - TC-Election Day		622	236	37.94	75	148	1						
Total - TC-Emergency		622	0	0.00									
Total - TC-Mail-In Ballot		622	40	6.43	9	30							
Total - TC-Provisional		622	10	1.61	2	8							
Total - TC-Rejected Ballots		622	0	0.00									
Contest Total		622	286	45.98	86	186	1						

Laurel Springs Council

		Registered	Ballots Cast	Turnout (%)	James W. REDSTREAKE	Susan DI GREGORIO	Write-In						
Laurel Springs Dist 1	Total	689	323	46.88	161	202	13						
Laurel Springs Dist 2	Total	761	375	49.28	231	221	7						
Laurel Springs Mail-In Ballot	Total	0	155	0.00	86	98	3						
Laurel Springs Provisional	Total	0	24	0.00	9	17							
Laurel Springs Emergency Ballots	Total	0	0	0.00									
Laurel Springs Borough	TC-Election Day	1450	698	48.14	392	423	20						
Laurel Springs Borough	TC-Emergency	1450	0	0.00									
Laurel Springs Borough	TC-Mail-In Ballot	1450	155	10.69	86	98	3						
Laurel Springs Borough	TC-Provisional	1450	24	1.66	9	17							
Laurel Springs Borough	TC-Rejected Ballots	1450	0	0.00									
Laurel Springs Borough	Total	1450	877	60.48	487	538	23						
Total - TC-Election Day		1450	698	48.14	392	423	20						
Total - TC-Emergency		1450	0	0.00									
Total - TC-Mail-In Ballot		1450	155	10.69	86	98	3						
Total - TC-Provisional		1450	24	1.66	9	17							
Total - TC-Rejected Ballots		1450	0	0.00									
Contest Total		1450	877	60.48	487	538	23						

Lawnside Mayor

		Registered	Ballots Cast	Turnout (%)	Mary Ann WARDLOW	Clifford L. STILL, SR.	Write-In						
Lawnside Dist 1	Total	1136	577	50.79	357	195	1						
Lawnside Dist 2	Total	1192	576	48.32	298	253	1						
Lawnside Mail-In Ballot	Total	0	201	0.00	122	67							
Lawnside Provisional	Total	0	30	0.00	18	11							
Lawnside Emergency Ballots	Total	0	0	0.00									
Lawnside Borough	TC-Election Day	2328	1153	49.53	655	448	2						
Lawnside Borough	TC-Emergency	2328	0	0.00									
Lawnside Borough	TC-Mail-In Ballot	2328	201	8.63	122	67							
Lawnside Borough	TC-Provisional	2328	30	1.29	18	11							
Lawnside Borough	TC-Rejected Ballots	2328	0	0.00									
Lawnside Borough	Total	2328	1384	59.45	795	526	2						
Total - TC-Election Day		2328	1153	49.53	655	448	2						
Total - TC-Emergency		2328	0	0.00									
Total - TC-Mail-In Ballot		2328	201	8.63	122	67							
Total - TC-Provisional		2328	30	1.29	18	11							
Total - TC-Rejected Ballots		2328	0	0.00									
Contest Total		2328	1384	59.45	795	526	2						

Lawnside Council UNEX

		Registered	Ballots Cast	Turnout (%)	Eric J. WILCOX, SR.	Ervin MEARS	Write-In						
Lawnside Dist 1	Total	1136	577	50.79	384	134	1						
Lawnside Dist 2	Total	1192	576	48.32	366	165	1						
Lawnside Mail-In Ballot	Total	0	201	0.00	127	50	1						
Lawnside Provisional	Total	0	30	0.00	22	8							
Lawnside Emergency Ballots	Total	0	0	0.00									
Lawnside Borough	TC-Election Day	2328	1153	49.53	750	299	2						
Lawnside Borough	TC-Emergency	2328	0	0.00									
Lawnside Borough	TC-Mail-In Ballot	2328	201	8.63	127	50	1						
Lawnside Borough	TC-Provisional	2328	30	1.29	22	8							
Lawnside Borough	TC-Rejected Ballots	2328	0	0.00									
Lawnside Borough	Total	2328	1384	59.45	899	357	3						
Total - TC-Election Day		2328	1153	49.53	750	299	2						
Total - TC-Emergency		2328	0	0.00									
Total - TC-Mail-In Ballot		2328	201	8.63	127	50	1						
Total - TC-Provisional		2328	30	1.29	22	8							
Total - TC-Rejected Ballots		2328	0	0.00									
Contest Total		2328	1384	59.45	899	357	3						

Lawnside Council

		Registered	Ballots Cast	Turnout (%)	Ronald DE ABREU	Dawn WRIGHT-MC LEOD	Write-In						
Lawnside Dist 1	Total	1136	577	50.79	466	488	1						
Lawnside Dist 2	Total	1192	576	48.32	439	478	3						
Lawnside Mail-In Ballot	Total	0	201	0.00	163	175	3						
Lawnside Provisional	Total	0	30	0.00	26	28							
Lawnside Emergency Ballots	Total	0	0	0.00									
Lawnside Borough	TC-Election Day	2328	1153	49.53	905	966	4						
Lawnside Borough	TC-Emergency	2328	0	0.00									
Lawnside Borough	TC-Mail-In Ballot	2328	201	8.63	163	175	3						
Lawnside Borough	TC-Provisional	2328	30	1.29	26	28							
Lawnside Borough	TC-Rejected Ballots	2328	0	0.00									
Lawnside Borough	Total	2328	1384	59.45	1094	1169	7						
Total - TC-Election Day		2328	1153	49.53	905	966	4						
Total - TC-Emergency		2328	0	0.00									
Total - TC-Mail-In Ballot		2328	201	8.63	163	175	3						
Total - TC-Provisional		2328	30	1.29	26	28							
Total - TC-Rejected Ballots		2328	0	0.00									
Contest Total		2328	1384	59.45	1094	1169	7						

Lindenwold Council

		Registered	Ballots Cast	Turnout (%)	Cheryl RANDOLPH-SHARPE	Justin M. JACKSON, JR.	Write-In						
Lindenwold Dist 1	Total	1307	433	33.13	305	299	7						
Lindenwold Dist 2	Total	1152	431	37.41	329	322							
Lindenwold Dist 3	Total	925	380	41.08	297	286	4						
Lindenwold Dist 4	Total	1457	510	35.00	393	389	4						
Lindenwold Dist 5	Total	1283	366	28.53	301	301	3						
Lindenwold Dist 6	Total	1269	441	34.75	390	381							
Lindenwold Dist 7	Total	855	243	28.42	205	204							
Lindenwold Dist 8	Total	1364	437	32.04	364	354	2						
Lindenwold Dist 9	Total	670	255	38.06	201	202	5						
Lindenwold Mail-In Ballot	Total	0	900	0.00	696	680	19						
Lindenwold Provisional	Total	0	178	0.00	142	141							
Lindenwold Emergency Ballots	Total	0	0	0.00									
Lindenwold Borough	TC-Election Day	10282	3496	34.00	2785	2738	25						
Lindenwold Borough	TC-Emergency	10282	0	0.00									
Lindenwold Borough	TC-Mail-In Ballot	10282	900	8.75	696	680	19						
Lindenwold Borough	TC-Provisional	10282	178	1.73	142	141							
Lindenwold Borough	TC-Rejected Ballots	10282	0	0.00									
Lindenwold Borough	Total	10282	4574	44.49	3623	3559	44						
Total - TC-Election Day		10282	3496	34.00	2785	2738	25						
Total - TC-Emergency		10282	0	0.00									
Total - TC-Mail-In Ballot		10282	900	8.75	696	680	19						
Total - TC-Provisional		10282	178	1.73	142	141							
Total - TC-Rejected Ballots		10282	0	0.00									
Contest Total		10282	4574	44.49	3623	3559	44						

Magnolia Council

		Registered	Ballots Cast	Turnout (%)	Richard V. KRAUSE, JR.	Odell SAXTON	Write-In						
Magnolia Dist 1	Total	837	340	40.62	270	261	5						
Magnolia Dist 2	Total	662	284	42.90	211	209	3						
Magnolia Dist 3	Total	791	313	39.57	231	220	4						
Magnolia Dist 4	Total	815	368	45.15	275	272	8						
Magnolia Mail-In Ballot	Total	0	284	0.00	200	192	6						
Magnolia Provisional	Total	0	55	0.00	40	35	1						
Magnolia Emergency Ballots	Total	0	0	0.00									
Magnolia Borough	TC-Election Day	3105	1305	42.03	987	962	20						
Magnolia Borough	TC-Emergency	3105	0	0.00									
Magnolia Borough	TC-Mail-In Ballot	3105	284	9.15	200	192	6						
Magnolia Borough	TC-Provisional	3105	55	1.77	40	35	1						
Magnolia Borough	TC-Rejected Ballots	3105	0	0.00									
Magnolia Borough	Total	3105	1644	52.95	1227	1189	27						
Total - TC-Election Day		3105	1305	42.03	987	962	20						
Total - TC-Emergency		3105	0	0.00									
Total - TC-Mail-In Ballot		3105	284	9.15	200	192	6						
Total - TC-Provisional		3105	55	1.77	40	35	1						
Total - TC-Rejected Ballots		3105	0	0.00									
Contest Total		3105	1644	52.95	1227	1189	27						

Merchantville Mayor

		Registered	Ballots Cast	Turnout (%)	Edward F. BRENNAN	Write-In							
Merchantville Dist 1	Total	1208	571	47.27	419	12							
Merchantville Dist 2	Total	770	358	46.49	272	2							
Merchantville Dist 3	Total	818	302	36.92	220	10							
Merchantville Mail-In Ballot	Total	0	273	0.00	212	3							
Merchantville Provisional	Total	0	43	0.00	32								
Merchantville Emergency Ballots	Total	0	0	0.00									
Merchantville Borough	TC-Election Day	2796	1231	44.03	911	24							
Merchantville Borough	TC-Emergency	2796	0	0.00									
Merchantville Borough	TC-Mail-In Ballot	2796	273	9.76	212	3							
Merchantville Borough	TC-Provisional	2796	43	1.54	32								
Merchantville Borough	TC-Rejected Ballots	2796	0	0.00									
Merchantville Borough	Total	2796	1547	55.33	1155	27							
Total - TC-Election Day		2796	1231	44.03	911	24							
Total - TC-Emergency		2796	0	0.00									
Total - TC-Mail-In Ballot		2796	273	9.76	212	3							
Total - TC-Provisional		2796	43	1.54	32								
Total - TC-Rejected Ballots		2796	0	0.00									
Contest Total		2796	1547	55.33	1155	27							

Merchantville Member of Council UNEX

		Registered	Ballots Cast	Turnout (%)	Sean FITZGERALD	Write-In							
Merchantville Dist 1	Total	1208	571	47.27	422	6							
Merchantville Dist 2	Total	770	358	46.49	266								
Merchantville Dist 3	Total	818	302	36.92	220	5							
Merchantville Mail-In Ballot	Total	0	273	0.00	212	3							
Merchantville Provisional	Total	0	43	0.00	35								
Merchantville Emergency Ballots	Total	0	0	0.00									
Merchantville Borough	TC-Election Day	2796	1231	44.03	908	11							
Merchantville Borough	TC-Emergency	2796	0	0.00									
Merchantville Borough	TC-Mail-In Ballot	2796	273	9.76	212	3							
Merchantville Borough	TC-Provisional	2796	43	1.54	35								
Merchantville Borough	TC-Rejected Ballots	2796	0	0.00									
Merchantville Borough	Total	2796	1547	55.33	1155	14							
Total - TC-Election Day		2796	1231	44.03	908	11							
Total - TC-Emergency		2796	0	0.00									
Total - TC-Mail-In Ballot		2796	273	9.76	212	3							
Total - TC-Provisional		2796	43	1.54	35								
Total - TC-Rejected Ballots		2796	0	0.00									
Contest Total		2796	1547	55.33	1155	14							

Merchantville Council

		Registered	Ballots Cast	Turnout (%)	Daniel J. SPERAZZA	Maria Nina SCARPA	Write-In						
Merchantville Dist 1	Total	1208	571	47.27	398	414	13						
Merchantville Dist 2	Total	770	358	46.49	257	262	2						
Merchantville Dist 3	Total	818	302	36.92	207	212	9						
Merchantville Mail-In Ballot	Total	0	273	0.00	209	216	8						
Merchantville Provisional	Total	0	43	0.00	33	36	1						
Merchantville Emergency Ballots	Total	0	0	0.00									
Merchantville Borough	TC-Election Day	2796	1231	44.03	862	888	24						
Merchantville Borough	TC-Emergency	2796	0	0.00									
Merchantville Borough	TC-Mail-In Ballot	2796	273	9.76	209	216	8						
Merchantville Borough	TC-Provisional	2796	43	1.54	33	36	1						
Merchantville Borough	TC-Rejected Ballots	2796	0	0.00									
Merchantville Borough	Total	2796	1547	55.33	1104	1140	33						
Total - TC-Election Day		2796	1231	44.03	862	888	24						
Total - TC-Emergency		2796	0	0.00									
Total - TC-Mail-In Ballot		2796	273	9.76	209	216	8						
Total - TC-Provisional		2796	43	1.54	33	36	1						
Total - TC-Rejected Ballots		2796	0	0.00									
Contest Total		2796	1547	55.33	1104	1140	33						

Oaklyn Council UNEX 1YR

		Registered	Ballots Cast	Turnout (%)	Sarah MC CLEERY-CAIRNS	Write-In							
Oaklyn Dist 1	Total	687	340	49.49	260	5							
Oaklyn Dist 2	Total	853	360	42.20	262	2							
Oaklyn Dist 3	Total	765	344	44.97	223	6							
Oaklyn Dist 4	Total	719	371	51.60	261	7							
Oaklyn Mail-In Ballot	Total	0	236	0.00	165	1							
Oaklyn Provisional	Total	0	60	0.00	47	1							
Oaklyn Emergency Ballots	Total	0	0	0.00									
Oaklyn Borough	TC-Election Day	3024	1415	46.79	1006	20							
Oaklyn Borough	TC-Emergency	3024	0	0.00									
Oaklyn Borough	TC-Mail-In Ballot	3024	236	7.80	165	1							
Oaklyn Borough	TC-Provisional	3024	60	1.98	47	1							
Oaklyn Borough	TC-Rejected Ballots	3024	0	0.00									
Oaklyn Borough	Total	3024	1711	56.58	1218	22							
Total - TC-Election Day		3024	1415	46.79	1006	20							
Total - TC-Emergency		3024	0	0.00									
Total - TC-Mail-In Ballot		3024	236	7.80	165	1							
Total - TC-Provisional		3024	60	1.98	47	1							
Total - TC-Rejected Ballots		3024	0	0.00									
Contest Total		3024	1711	56.58	1218	22							

Oaklyn Council

		Registered	Ballots Cast	Turnout (%)	Gregory BRANDLEY	Chris WALTERS	Write-In						
Oaklyn Dist 1	Total	687	340	49.49	267	266	3						
Oaklyn Dist 2	Total	853	360	42.20	275	272							
Oaklyn Dist 3	Total	765	344	44.97	238	237	7						
Oaklyn Dist 4	Total	719	371	51.60	277	283	8						
Oaklyn Mail-In Ballot	Total	0	236	0.00	174	174	3						
Oaklyn Provisional	Total	0	60	0.00	48	48							
Oaklyn Emergency Ballots	Total	0	0	0.00									
Oaklyn Borough	TC-Election Day	3024	1415	46.79	1057	1058	18						
Oaklyn Borough	TC-Emergency	3024	0	0.00									
Oaklyn Borough	TC-Mail-In Ballot	3024	236	7.80	174	174	3						
Oaklyn Borough	TC-Provisional	3024	60	1.98	48	48							
Oaklyn Borough	TC-Rejected Ballots	3024	0	0.00									
Oaklyn Borough	Total	3024	1711	56.58	1279	1280	21						
Total - TC-Election Day		3024	1415	46.79	1057	1058	18						
Total - TC-Emergency		3024	0	0.00									
Total - TC-Mail-In Ballot		3024	236	7.80	174	174	3						
Total - TC-Provisional		3024	60	1.98	48	48							
Total - TC-Rejected Ballots		3024	0	0.00									
Contest Total		3024	1711	56.58	1279	1280	21						

Pennsauken Twp. Committee

		Registered	Ballots Cast	Turnout (%)	Sabrina WINKLER	Lisa ECKEL	Jessica RAHEH	Marco DI BATTISTA	Write-In				
Pennsauken Dist 1	Total	1086	421	38.77	63	61	330	322					
Pennsauken Dist 2	Total	1521	622	40.89	63	63	514	508					
Pennsauken Dist 3	Total	1050	453	43.14	119	120	314	309					
Pennsauken Dist 4	Total	1470	552	37.55	76	70	423	425	2				
Pennsauken Dist 5	Total	776	371	47.81	121	116	234	232	2				
Pennsauken Dist 6	Total	1070	471	44.02	148	137	292	295					
Pennsauken Dist 7	Total	1303	478	36.68	97	91	344	341					
Pennsauken Dist 8	Total	930	389	41.83	78	81	286	281	1				
Pennsauken Dist 9	Total	958	293	30.58	74	77	190	194					
Pennsauken Dist 10	Total	886	405	45.71	112	113	261	261					
Pennsauken Dist 11	Total	1019	470	46.12	146	143	292	296	2				
Pennsauken Dist 12	Total	853	352	41.27	58	59	259	254					
Pennsauken Dist 13	Total	842	364	43.23	109	105	228	227	2				
Pennsauken Dist 14	Total	1057	461	43.61	66	63	358	356	1				
Pennsauken Dist 15	Total	1291	468	36.25	62	62	367	364					
Pennsauken Dist 16	Total	795	273	34.34	17	17	229	227					
Pennsauken Dist 17	Total	1370	512	37.37	113	111	367	362					
Pennsauken Dist 18	Total	1304	554	42.48	168	166	355	355	2				
Pennsauken Dist 19	Total	662	267	40.33	57	61	193	192					
Pennsauken Dist 20	Total	809	330	40.79	23	19	283	276					
Pennsauken Dist 21	Total	727	280	38.51	63	65	187	179	1				
Pennsauken Dist 22	Total	806	357	44.29	84	85	253	256					
Pennsauken Dist 23	Total	812	367	45.20	96	95	247	247	1				
Pennsauken Dist 24	Total	671	211	31.45	14	13	179	166					
Pennsauken Mail-In Ballot	Total	0	1966	0.00	518	509	1342	1334	2				
Pennsauken Provisional	Total	0	362	0.00	74	69	252	245	1				
Pennsauken Emergency Ballots	Total	0	0	0.00									
Pennsauken Twp	TC-Election Day	24068	9721	40.39	2027	1993	6985	6925	14				
Pennsauken Twp	TC-Emergency	24068	0	0.00									
Pennsauken Twp	TC-Mail-In Ballot	24068	1966	8.17	518	509	1342	1334	2				
Pennsauken Twp	TC-Provisional	24068	362	1.50	74	69	252	245	1				
Pennsauken Twp	TC-Rejected Ballots	24068	0	0.00									
Pennsauken Twp	Total	24068	12049	50.06	2619	2571	8579	8504	17				
Total - TC-Election Day		24068	9721	40.39	2027	1993	6985	6925	14				
Total - TC-Emergency		24068	0	0.00									
Total - TC-Mail-In Ballot		24068	1966	8.17	518	509	1342	1334	2				
Total - TC-Provisional		24068	362	1.50	74	69	252	245	1				
Total - TC-Rejected Ballots		24068	0	0.00									
Contest Total		24068	12049	50.06	2619	2571	8579	8504	17				

Pine Hill Council

		Registered	Ballots Cast	Turnout (%)	Thomas KNOTT	John ROBB	Write-In						
Pine Hill Dist 1	Total	1007	394	39.13	307	307	2						
Pine Hill Dist 2	Total	1163	449	38.61	298	302	9						
Pine Hill Dist 3	Total	1226	489	39.89	344	329	1						
Pine Hill Dist 4	Total	1299	429	33.03	355	341	3						
Pine Hill Dist 5	Total	1279	486	38.00	323	312	6						
Pine Hill Dist 6	Total	966	257	26.60	205	193	2						
Pine Hill Mail-In Ballot	Total	0	639	0.00	467	464	9						
Pine Hill Provisional	Total	0	100	0.00	73	74	5						
Pine Hill Emergency Ballots	Total	0	0	0.00									
Pine Hill Borough	TC-Election Day	6940	2504	36.08	1832	1784	23						
Pine Hill Borough	TC-Emergency	6940	0	0.00									
Pine Hill Borough	TC-Mail-In Ballot	6940	639	9.21	467	464	9						
Pine Hill Borough	TC-Provisional	6940	100	1.44	73	74	5						
Pine Hill Borough	TC-Rejected Ballots	6940	0	0.00									
Pine Hill Borough	Total	6940	3243	46.73	2372	2322	37						
Total - TC-Election Day		6940	2504	36.08	1832	1784	23						
Total - TC-Emergency		6940	0	0.00									
Total - TC-Mail-In Ballot		6940	639	9.21	467	464	9						
Total - TC-Provisional		6940	100	1.44	73	74	5						
Total - TC-Rejected Ballots		6940	0	0.00									
Contest Total		6940	3243	46.73	2372	2322	37						

Runnemedede Mayor

		Registered	Ballots Cast	Turnout (%)	Nick KAPPATOS	Write-In							
Runnemedede Dist 1	Total	741	265	35.76	175	30							
Runnemedede Dist 2	Total	1036	364	35.14	232	41							
Runnemedede Dist 3	Total	737	259	35.14	155	26							
Runnemedede Dist 4	Total	885	360	40.68	222	48							
Runnemedede Dist 5	Total	1369	487	35.57	327	23							
Runnemedede Dist 6	Total	1104	444	40.22	256	61							
Runnemedede Mail-In Ballot	Total	0	665	0.00	430	52							
Runnemedede Provisional	Total	0	70	0.00	46	6							
Runnemedede Emergency Ballots	Total	0	0	0.00									
Runnemedede Borough	TC-Election Day	5872	2179	37.11	1367	229							
Runnemedede Borough	TC-Emergency	5872	0	0.00									
Runnemedede Borough	TC-Mail-In Ballot	5872	665	11.32	430	52							
Runnemedede Borough	TC-Provisional	5872	70	1.19	46	6							
Runnemedede Borough	TC-Rejected Ballots	5872	0	0.00									
Runnemedede Borough	Total	5872	2914	49.63	1843	287							
Total - TC-Election Day		5872	2179	37.11	1367	229							
Total - TC-Emergency		5872	0	0.00									
Total - TC-Mail-In Ballot		5872	665	11.32	430	52							
Total - TC-Provisional		5872	70	1.19	46	6							
Total - TC-Rejected Ballots		5872	0	0.00									
Contest Total		5872	2914	49.63	1843	287							

Runnemedede Council

		Registered	Ballots Cast	Turnout (%)	Eleanor KELLY	Craig LAUBENSTEIN	Write-In						
Runnemedede Dist 1	Total	741	265	35.76	197	187	12						
Runnemedede Dist 2	Total	1036	364	35.14	259	249	3						
Runnemedede Dist 3	Total	737	259	35.14	174	165	5						
Runnemedede Dist 4	Total	885	360	40.68	254	238	9						
Runnemedede Dist 5	Total	1369	487	35.57	334	326							
Runnemedede Dist 6	Total	1104	444	40.22	297	286	14						
Runnemedede Mail-In Ballot	Total	0	665	0.00	455	445	30						
Runnemedede Provisional	Total	0	70	0.00	48	46	4						
Runnemedede Emergency Ballots	Total	0	0	0.00									
Runnemedede Borough	TC-Election Day	5872	2179	37.11	1515	1451	43						
Runnemedede Borough	TC-Emergency	5872	0	0.00									
Runnemedede Borough	TC-Mail-In Ballot	5872	665	11.32	455	445	30						
Runnemedede Borough	TC-Provisional	5872	70	1.19	48	46	4						
Runnemedede Borough	TC-Rejected Ballots	5872	0	0.00									
Runnemedede Borough	Total	5872	2914	49.63	2018	1942	77						
Total - TC-Election Day		5872	2179	37.11	1515	1451	43						
Total - TC-Emergency		5872	0	0.00									
Total - TC-Mail-In Ballot		5872	665	11.32	455	445	30						
Total - TC-Provisional		5872	70	1.19	48	46	4						
Total - TC-Rejected Ballots		5872	0	0.00									
Contest Total		5872	2914	49.63	2018	1942	77						

Somerdale Council

		Registered	Ballots Cast	Turnout (%)	George W. BADEY, JR.	George C. EHRMANN	Write-In						
Somerdale Dist 1	Total	1483	589	39.72	466	448	1						
Somerdale Dist 2	Total	797	322	40.40	250	233	1						
Somerdale Dist 3	Total	782	332	42.46	253	258							
Somerdale Dist 4	Total	856	351	41.00	278	259	6						
Somerdale Mail-In Ballot	Total	0	366	0.00	285	278							
Somerdale Provisional	Total	0	45	0.00	39	36							
Somerdale Emergency Ballots	Total	0	0	0.00									
Somerdale Borough	TC-Election Day	3918	1594	40.68	1247	1198	8						
Somerdale Borough	TC-Emergency	3918	0	0.00									
Somerdale Borough	TC-Mail-In Ballot	3918	366	9.34	285	278							
Somerdale Borough	TC-Provisional	3918	45	1.15	39	36							
Somerdale Borough	TC-Rejected Ballots	3918	0	0.00									
Somerdale Borough	Total	3918	2005	51.17	1571	1512	8						
Total - TC-Election Day		3918	1594	40.68	1247	1198	8						
Total - TC-Emergency		3918	0	0.00									
Total - TC-Mail-In Ballot		3918	366	9.34	285	278							
Total - TC-Provisional		3918	45	1.15	39	36							
Total - TC-Rejected Ballots		3918	0	0.00									
Contest Total		3918	2005	51.17	1571	1512	8						

Stratford Council

		Registered	Ballots Cast	Turnout (%)	Kim BERDINE	Joanne WIGHT	Frank HARTMAN	Patrick GREEN	Write-In				
Stratford Dist 1	Total	594	281	47.31	131	124	135	138					
Stratford Dist 2	Total	879	363	41.30	149	143	197	200	2				
Stratford Dist 3	Total	852	369	43.31	146	141	208	197					
Stratford Dist 4	Total	1034	428	41.39	174	177	219	231	1				
Stratford Dist 5	Total	687	230	33.48	50	49	165	161					
Stratford Dist 6	Total	838	357	42.60	113	114	213	227	4				
Stratford Mail-In Ballot	Total	0	588	0.00	193	203	363	363	2				
Stratford Provisional	Total	0	108	0.00	31	34	73	68					
Stratford Emergency Ballots	Total	0	0	0.00									
Stratford Borough	TC-Election Day	4884	2023	41.42	763	748	1132	1149	7				
Stratford Borough	TC-Emergency	4884	0	0.00									
Stratford Borough	TC-Mail-In Ballot	4884	593	12.14	193	203	368	368	2				
Stratford Borough	TC-Provisional	4884	108	2.21	31	34	73	68					
Stratford Borough	TC-Rejected Ballots	4884	0	0.00									
Stratford Borough	Total	4884	2724	55.77	987	985	1573	1585	9				
Total - TC-Election Day		4884	2023	41.42	763	748	1132	1149	7				
Total - TC-Emergency		4884	0	0.00									
Total - TC-Mail-In Ballot		4884	593	12.14	193	203	368	368	2				
Total - TC-Provisional		4884	108	2.21	31	34	73	68					
Total - TC-Rejected Ballots		4884	0	0.00									
Contest Total		4884	2724	55.77	987	985	1573	1585	9				

Voorhees Twp. Committee

		Registered	Ballots Cast	Turnout (%)	Carmine VALENTINO	Ilyse PINETTE	Michelle NOCITO	Jason RAVITZ	Write-In					
Voorhees Dist 1	Total	1453	583	40.12	205	210	357	324						
Voorhees Dist 2	Total	1328	572	43.07	237	239	323	284	1					
Voorhees Dist 3	Total	1294	536	41.42	222	225	298	283						
Voorhees Dist 4	Total	1235	322	26.07	83	77	232	210						
Voorhees Dist 5	Total	1362	495	36.34	125	123	354	319						
Voorhees Dist 6	Total	1350	548	40.59	279	294	260	229	1					
Voorhees Dist 7	Total	772	333	43.13	151	160	174	153	2					
Voorhees Dist 8	Total	1627	643	39.52	221	227	403	374						
Voorhees Dist 9	Total	1387	572	41.24	297	302	271	232						
Voorhees Dist 10	Total	1033	417	40.37	180	186	233	211						
Voorhees Dist 11	Total	1041	430	41.31	229	239	195	167	3					
Voorhees Dist 12	Total	1010	366	36.24	169	165	193	167	2					
Voorhees Dist 13	Total	1365	560	41.03	214	223	325	302	2					
Voorhees Dist 14	Total	902	375	41.57	151	158	213	191						
Voorhees Dist 15	Total	1241	497	40.05	222	236	271	229						
Voorhees Dist 16	Total	864	366	42.36	184	186	183	161						
Voorhees Dist 17	Total	745	313	42.01	108	114	191	182						
Voorhees Dist 18	Total	1180	320	27.12	62	55	249	240	1					
Voorhees Dist 19	Total	994	350	35.21	150	161	177	162	1					
Voorhees Mail-In Ballot	Total	0	3510	0.00	1224	1247	2177	2023	3					
Voorhees Provisional	Total	0	465	0.00	181	189	265	239	1					
Voorhees Emergency Ballots	Total	0	0	0.00										
Voorhees Twp	TC-Election Day	22183	8598	38.76	3489	3580	4902	4420	13					
Voorhees Twp	TC-Emergency	22183	0	0.00										
Voorhees Twp	TC-Mail-In Ballot	22183	3510	15.82	1224	1247	2177	2023	3					
Voorhees Twp	TC-Provisional	22183	465	2.10	181	189	265	239	1					
Voorhees Twp	TC-Rejected Ballots	22183	0	0.00										
Voorhees Twp	Total	22183	12573	56.68	4894	5016	7344	6682	17					
Total - TC-Election Day		22183	8598	38.76	3489	3580	4902	4420	13					
Total - TC-Emergency		22183	0	0.00										
Total - TC-Mail-In Ballot		22183	3510	15.82	1224	1247	2177	2023	3					
Total - TC-Provisional		22183	465	2.10	181	189	265	239	1					
Total - TC-Rejected Ballots		22183	0	0.00										
Contest Total		22183	12573	56.68	4894	5016	7344	6682	17					

Waterford Twp. Committee

		Registered	Ballots Cast	Turnout (%)	Thomas GIANGIULIO, JR.	Andrew L. WADE	Write-In						
Waterford Dist 1	Total	1058	471	44.52	177	235	8						
Waterford Dist 2	Total	1234	511	41.41	205	207	9						
Waterford Dist 3	Total	1066	384	36.02	139	207	4						
Waterford Dist 4	Total	896	399	44.53	177	189	9						
Waterford Dist 5	Total	1079	358	33.18	121	179	2						
Waterford Dist 6	Total	1045	466	44.59	197	233	9						
Waterford Dist 7	Total	1129	477	42.25	196	240	8						
Waterford Dist 8	Total	318	155	48.74	48	88	2						
Waterford Mail-In Ballot	Total	0	976	0.00	378	432	12						
Waterford Provisional	Total	0	135	0.00	42	67	2						
Waterford Emergency Ballots	Total	0	0	0.00									
Waterford Twp	TC-Election Day	7825	3221	41.16	1260	1578	51						
Waterford Twp	TC-Emergency	7825	0	0.00									
Waterford Twp	TC-Mail-In Ballot	7825	976	12.47	378	432	12						
Waterford Twp	TC-Provisional	7825	135	1.73	42	67	2						
Waterford Twp	TC-Rejected Ballots	7825	0	0.00									
Waterford Twp	Total	7825	4332	55.36	1680	2077	65						
Total - TC-Election Day		7825	3221	41.16	1260	1578	51						
Total - TC-Emergency		7825	0	0.00									
Total - TC-Mail-In Ballot		7825	976	12.47	378	432	12						
Total - TC-Provisional		7825	135	1.73	42	67	2						
Total - TC-Rejected Ballots		7825	0	0.00									
Contest Total		7825	4332	55.36	1680	2077	65						

Winslow Twp. Committee Ward 1

		Registered	Ballots Cast	Turnout (%)	Robert STIMIELSKI	Write-In							
Winslow W1 D1	Total	1084	486	44.83	208	2							
Winslow W1 D2	Total	1214	395	32.54	187	7							
Winslow W1 D3	Total	786	333	42.37	185	4							
Winslow W1 D4	Total	1410	571	40.50	369	4							
Winslow W1 D5	Total	1277	511	40.02	297	13							
Winslow W1 D6	Total	723	277	38.31	211	3							
Winslow Ward 1 Mail-In Ballot	Total	0	868	0.00	508	13							
Winslow Ward 1 Provisional	Total	0	78	0.00	44								
Winslow W1 Emergency Ballots	Total	0	0	0.00									
Winslow Twp	TC-Election Day	6494	2573	39.62	1457	33							
Winslow Twp	TC-Emergency	6494	0	0.00									
Winslow Twp	TC-Mail-In Ballot	6494	868	13.37	508	13							
Winslow Twp	TC-Provisional	6494	78	1.20	44								
Winslow Twp	TC-Rejected Ballots	6494	0	0.00									
Winslow Twp	Total	6494	3519	54.19	2009	46							
Total - TC-Election Day		6494	2573	39.62	1457	33							
Total - TC-Emergency		6494	0	0.00									
Total - TC-Mail-In Ballot		6494	868	13.37	508	13							
Total - TC-Provisional		6494	78	1.20	44								
Total - TC-Rejected Ballots		6494	0	0.00									
Contest Total		6494	3519	54.19	2009	46							

Winslow Twp. Committee Ward 2

		Registered	Ballots Cast	Turnout (%)	Carlos VASCOS	Write-In							
Winslow W2 D1	Total	1662	776	46.69	645	7							
Winslow W2 D2	Total	927	374	40.35	232	5							
Winslow W2 D3	Total	1696	680	40.09	447	6							
Winslow W2 D4	Total	1179	518	43.94	361	4							
Winslow W2 D5	Total	922	369	40.02	178	5							
Winslow W2 D6	Total	1040	450	43.27	393	1							
Winslow Ward 2 Mail-In Ballot	Total	0	793	0.00	525	7							
Winslow Ward 2 Provisional	Total	0	147	0.00	111								
Winslow W2 Mail-In Ballot Rejected	Total	0	0	0.00									
Winslow W2 Provisional Rejected	Total	0	0	0.00									
Winslow W2 Emergency Ballots	Total	0	0	0.00									
Winslow Twp	TC-Election Day	7426	3167	42.65	2256	28							
Winslow Twp	TC-Emergency	7426	0	0.00									
Winslow Twp	TC-Mail-In Ballot	7426	793	10.68	525	7							
Winslow Twp	TC-Provisional	7426	147	1.98	111								
Winslow Twp	TC-Rejected Ballots	7426	0	0.00									
Winslow Twp	Total	7426	4107	55.31	2892	35							
Total - TC-Election Day		7426	3167	42.65	2256	28							
Total - TC-Emergency		7426	0	0.00									
Total - TC-Mail-In Ballot		7426	793	10.68	525	7							
Total - TC-Provisional		7426	147	1.98	111								
Total - TC-Rejected Ballots		7426	0	0.00									
Contest Total		7426	4107	55.31	2892	35							

Winslow Twp. Committee Ward 3

		Registered	Ballots Cast	Turnout (%)	Raymond WATKINS, JR.	Write-In							
Winslow W3 D1	Total	1320	534	40.45	471	2							
Winslow W3 D2	Total	1493	606	40.59	561								
Winslow W3 D3	Total	1210	441	36.45	393	2							
Winslow W3 D4	Total	1208	510	42.22	432	1							
Winslow W3 D5	Total	1348	586	43.47	524	1							
Winslow Ward 3 Mail-In Ballot	Total	0	603	0.00	507	4							
Winslow Ward 3 Provisional	Total	0	102	0.00	89								
Winslow W3 Mail-In Ballot Rejected	Total	0	0	0.00									
Winslow W3 Provisional Rejected	Total	0	0	0.00									
Winslow W3 Emergency Ballots	Total	0	0	0.00									
Winslow Twp	TC-Election Day	6579	2677	40.69	2381	6							
Winslow Twp	TC-Emergency	6579	0	0.00									
Winslow Twp	TC-Mail-In Ballot	6579	603	9.17	507	4							
Winslow Twp	TC-Provisional	6579	102	1.55	89								
Winslow Twp	TC-Rejected Ballots	6579	0	0.00									
Winslow Twp	Total	6579	3382	51.41	2977	10							
Total - TC-Election Day		6579	2677	40.69	2381	6							
Total - TC-Emergency		6579	0	0.00									
Total - TC-Mail-In Ballot		6579	603	9.17	507	4							
Total - TC-Provisional		6579	102	1.55	89								
Total - TC-Rejected Ballots		6579	0	0.00									
Contest Total		6579	3382	51.41	2977	10							

Winslow Twp. Committee Ward 4

		Registered	Ballots Cast	Turnout (%)	John WILSON	Write-In							
Winslow W4 D1	Total	807	346	42.87	217	4							
Winslow W4 D2	Total	1643	603	36.70	501	3							
Winslow W4 D3	Total	1787	722	40.40	582	2							
Winslow W4 D4	Total	1294	588	45.44	462	3							
Winslow W4 D5	Total	1464	618	42.21	502	5							
Winslow Ward 4 Mail-In Ballot	Total	0	788	0.00	576	6							
Winslow Ward 4 Provisional	Total	0	131	0.00	90								
Winslow W4 Mail-In Ballot Rejected	Total	0	0	0.00									
Winslow W4 Provisional Rejected	Total	0	0	0.00									
Winslow W4 Emergency Ballots	Total	0	0	0.00									
Winslow Twp	TC-Election Day	6995	2877	41.13	2264	17							
Winslow Twp	TC-Emergency	6995	0	0.00									
Winslow Twp	TC-Mail-In Ballot	6995	788	11.27	576	6							
Winslow Twp	TC-Provisional	6995	131	1.87	90								
Winslow Twp	TC-Rejected Ballots	6995	0	0.00									
Winslow Twp	Total	6995	3796	54.27	2930	23							
Total - TC-Election Day		6995	2877	41.13	2264	17							
Total - TC-Emergency		6995	0	0.00									
Total - TC-Mail-In Ballot		6995	788	11.27	576	6							
Total - TC-Provisional		6995	131	1.87	90								
Total - TC-Rejected Ballots		6995	0	0.00									
Contest Total		6995	3796	54.27	2930	23							

Woodlynne Council

		Registered	Ballots Cast	Turnout (%)	Gwendolyn TORRES	Sharon EARLEY	Write-In						
Woodlynne Dist 1	Total	938	289	30.81	218	212	15						
Woodlynne Dist 2	Total	759	245	32.28	209	202	12						
Woodlynne Mail-In Ballot	Total	0	58	0.00	35	34	9						
Woodlynne Provisional	Total	0	30	0.00	22	23	2						
Woodlynne Emergency Ballots	Total	0	0	0.00									
Woodlynne Borough	TC-Election Day	1697	534	31.47	427	414	27						
Woodlynne Borough	TC-Emergency	1697	0	0.00									
Woodlynne Borough	TC-Mail-In Ballot	1697	58	3.42	35	34	9						
Woodlynne Borough	TC-Provisional	1697	30	1.77	22	23	2						
Woodlynne Borough	TC-Rejected Ballots	1697	0	0.00									
Woodlynne Borough	Total	1697	622	36.65	484	471	38						
Total - TC-Election Day		1697	534	31.47	427	414	27						
Total - TC-Emergency		1697	0	0.00									
Total - TC-Mail-In Ballot		1697	58	3.42	35	34	9						
Total - TC-Provisional		1697	30	1.77	22	23	2						
Total - TC-Rejected Ballots		1697	0	0.00									
Contest Total		1697	622	36.65	484	471	38						

Local BOE-Audubon Boro/Park

		Registered	Ballots Cast	Turnout (%)	Allison COX	James BLUMENSTEIN	Write-In	Ralph Gilmore						
Audubon Boro Dist 1	Total	798	386	48.37	215	181	18	17						
Audubon Boro Dist 2	Total	630	279	44.29	164	149	8	2						
Audubon Boro Dist 3	Total	993	452	45.52	242	205	36	14						
Audubon Boro Dist 4	Total	633	329	51.97	196	158	43	8						
Audubon Boro Dist 5	Total	940	418	44.47	233	185	21	10						
Audubon Boro Dist 6	Total	1079	518	48.01	322	269	30	6						
Audubon Boro Dist 7	Total	680	339	49.85	180	155	20	13						
Audubon Boro Dist 8	Total	873	389	44.56	229	192	32	15						
Audubon Boro Mail-In Ballot	Total	0	725	0.00	472	456	88							
Audubon Boro Provisional	Total	0	119	0.00	70	61	18							
Audubon Boro Emergency Ballots	Total	0	0	0.00										
Audubon Borough	TC-Election Day	6626	3110	46.94	1781	1494	208	85						
Audubon Borough	TC-Emergency	6626	0	0.00										
Audubon Borough	TC-Mail-In Ballot	6626	725	10.94	472	456	88							
Audubon Borough	TC-Provisional	6626	119	1.80	70	61	18							
Audubon Borough	TC-Rejected Ballots	6626	0	0.00										
Audubon Borough	Total	6626	3954	59.67	2323	2011	314	85						
Audubon Park Dist 1	Total	784	410	52.30	160	140	30	4						
Audubon Park Mail-In Ballot	Total	0	51	0.00	28	23	1							
Audubon Park Provisional	Total	0	15	0.00	9	11	2							
Audubon Park Emergency Ballots	Total	0	0	0.00										
Audubon Park Borough	TC-Election Day	784	410	52.30	160	140	30	4						
Audubon Park Borough	TC-Emergency	784	0	0.00										
Audubon Park Borough	TC-Mail-In Ballot	784	51	6.51	28	23	1							
Audubon Park Borough	TC-Provisional	784	15	1.91	9	11	2							
Audubon Park Borough	TC-Rejected Ballots	784	0	0.00										
Audubon Park Borough	Total	784	476	60.71	197	174	33	4						
Total - TC-Election Day		7410	3520	47.50	1941	1634	238	89						
Total - TC-Emergency		7410	0	0.00										
Total - TC-Mail-In Ballot		7410	776	10.47	500	479	89							
Total - TC-Provisional		7410	134	1.81	79	72	20							
Total - TC-Rejected Ballots		7410	0	0.00										
Contest Total		7410	4430	59.78	2520	2185	347	89						

Local BOE- Barrington Boro

		Registered	Ballots Cast	Turnout (%)	Mark CORREA	Sherry CHIN-GLASER	Michael DRUMM	Write-In						
Barrington Dist 1	Total	1145	519	45.33	271	276	288	7						
Barrington Dist 2	Total	897	375	41.81	204	215	202	2						
Barrington Dist 3	Total	1027	469	45.67	252	252	263	6						
Barrington Dist 4	Total	1368	493	36.04	235	238	251	2						
Barrington Dist 5	Total	521	246	47.22	146	147	152	10						
Barrington Mail-In Ballot	Total	0	610	0.00	416	408	401	16						
Barrington Provisional	Total	0	87	0.00	45	44	48	2						
Barrington Emergency Ballots	Total	0	0	0.00										
Barrington Borough	TC-Election Day	4958	2102	42.40	1108	1128	1156	27						
Barrington Borough	TC-Emergency	4958	0	0.00										
Barrington Borough	TC-Mail-In Ballot	4958	610	12.30	416	408	401	16						
Barrington Borough	TC-Provisional	4958	87	1.75	45	44	48	2						
Barrington Borough	TC-Rejected Ballots	4958	0	0.00										
Barrington Borough	Total	4958	2799	56.45	1569	1580	1605	45						
Total - TC-Election Day		4958	2102	42.40	1108	1128	1156	27						
Total - TC-Emergency		4958	0	0.00										
Total - TC-Mail-In Ballot		4958	610	12.30	416	408	401	16						
Total - TC-Provisional		4958	87	1.75	45	44	48	2						
Total - TC-Rejected Ballots		4958	0	0.00										
Contest Total		4958	2799	56.45	1569	1580	1605	45						

Local BOE- Bellmawr Boro

		Registered	Ballots Cast	Turnout (%)	Jody MANGUS	Michael J. WILLIAMS	Christopher CONCANNON	Write-In					
Bellmawr Dist 1	Total	1386	609	43.94	206	221	161	29					
Bellmawr Dist 2	Total	1255	552	43.98	222	214	131	38					
Bellmawr Dist 3	Total	1139	476	41.79	189	182	120	25					
Bellmawr Dist 4	Total	999	466	46.65	177	216	133	21					
Bellmawr Dist 5	Total	995	393	39.50	151	147	97	27					
Bellmawr Dist 6	Total	1096	498	45.44	203	200	133	15					
Bellmawr Dist 7	Total	930	421	45.27	149	138	119	23					
Bellmawr Mail-In Ballot	Total	0	877	0.00	418	422	371	32					
Bellmawr Provisional	Total	0	119	0.00	35	46	33	11					
Bellmawr Emergency Ballots	Total	0	0	0.00									
Bellmawr Borough	TC-Election Day	7800	3415	43.78	1297	1318	894	178					
Bellmawr Borough	TC-Emergency	7800	0	0.00									
Bellmawr Borough	TC-Mail-In Ballot	7800	877	11.24	418	422	371	32					
Bellmawr Borough	TC-Provisional	7800	119	1.53	35	46	33	11					
Bellmawr Borough	TC-Rejected Ballots	7800	0	0.00									
Bellmawr Borough	Total	7800	4411	56.55	1750	1786	1298	221					
Total - TC-Election Day		7800	3415	43.78	1297	1318	894	178					
Total - TC-Emergency		7800	0	0.00									
Total - TC-Mail-In Ballot		7800	877	11.24	418	422	371	32					
Total - TC-Provisional		7800	119	1.53	35	46	33	11					
Total - TC-Rejected Ballots		7800	0	0.00									
Contest Total		7800	4411	56.55	1750	1786	1298	221					

Local BOE- Berlin Boro

		Registered	Ballots Cast	Turnout (%)	Janine DEL PALAZZO	Jeffrey M. GREENBERG	Brandy TITUS	Kristine HEIGHT	Susan EMBREY	Write-In			
Berlin Boro Dist 1	Total	972	347	35.70	139	146	152	120	93	4			
Berlin Boro Dist 2	Total	1250	561	44.88	223	207	221	161	127	13			
Berlin Boro Dist 3	Total	1352	553	40.90	230	196	210	160	143	4			
Berlin Boro Dist 4	Total	1205	469	38.92	195	194	202	132	132	4			
Berlin Boro Dist 5	Total	584	240	41.10	84	104	106	82	60	2			
Berlin Boro Mail-In Ballot	Total	0	691	0.00	309	287	318	265	246	31			
Berlin Boro Provisional	Total	0	117	0.00	50	58	55	36	34	3			
Berlin Boro Emergency Ballots	Total	0	0	0.00									
Berlin Borough	TC-Election Day	5363	2170	40.46	871	847	891	655	555	27			
Berlin Borough	TC-Emergency	5363	0	0.00									
Berlin Borough	TC-Mail-In Ballot	5363	691	12.88	309	287	318	265	246	31			
Berlin Borough	TC-Provisional	5363	117	2.18	50	58	55	36	34	3			
Berlin Borough	TC-Rejected Ballots	5363	0	0.00									
Berlin Borough	Total	5363	2978	55.53	1230	1192	1264	956	835	61			
Total - TC-Election Day		5363	2170	40.46	871	847	891	655	555	27			
Total - TC-Emergency		5363	0	0.00									
Total - TC-Mail-In Ballot		5363	691	12.88	309	287	318	265	246	31			
Total - TC-Provisional		5363	117	2.18	50	58	55	36	34	3			
Total - TC-Rejected Ballots		5363	0	0.00									
Contest Total		5363	2978	55.53	1230	1192	1264	956	835	61			

Local BOE- Berlin Township

		Registered	Ballots Cast	Turnout (%)	William Brian DAVIS	Kimberly REED	Lisa HILL-MUFF	Write-In					
Berlin Twp Dist 1	Total	1441	556	38.58	263	274	261	17					
Berlin Twp Dist 2	Total	693	302	43.58	145	154	136	3					
Berlin Twp Dist 3	Total	618	222	35.92	103	113	107	3					
Berlin Twp Dist 4	Total	1197	456	38.10	241	249	230	8					
Berlin Twp Mail-In Ballot	Total	0	508	0.00	328	324	325	24					
Berlin Twp Provisional	Total	0	45	0.00	27	27	26	6					
Berlin Twp Emergency Ballots	Total	0	0	0.00									
Berlin Township	TC-Election Day	3949	1536	38.90	752	790	734	31					
Berlin Township	TC-Emergency	3949	0	0.00									
Berlin Township	TC-Mail-In Ballot	3949	508	12.86	328	324	325	24					
Berlin Township	TC-Provisional	3949	45	1.14	27	27	26	6					
Berlin Township	TC-Rejected Ballots	3949	0	0.00									
Berlin Township	Total	3949	2089	52.90	1107	1141	1085	61					
Total - TC-Election Day		3949	1536	38.90	752	790	734	31					
Total - TC-Emergency		3949	0	0.00									
Total - TC-Mail-In Ballot		3949	508	12.86	328	324	325	24					
Total - TC-Provisional		3949	45	1.14	27	27	26	6					
Total - TC-Rejected Ballots		3949	0	0.00									
Contest Total		3949	2089	52.90	1107	1141	1085	61					

Local BOE-Brooklawn UNEX

		Registered	Ballots Cast	Turnout (%)	Michele CECILIO	Write-In								
Brooklawn Dist 1	Total	1248	533	42.71	302	22								
Brooklawn Mail-In Ballot	Total	0	86	0.00	66	2								
Brooklawn Provisional	Total	0	8	0.00	3									
Brooklawn Emergency Ballots	Total	0	0	0.00										
Brooklawn Borough	TC-Election Day	1248	533	42.71	302	22								
Brooklawn Borough	TC-Emergency	1248	0	0.00										
Brooklawn Borough	TC-Mail-In Ballot	1248	86	6.89	66	2								
Brooklawn Borough	TC-Provisional	1248	8	0.64	3									
Brooklawn Borough	TC-Rejected Ballots	1248	0	0.00										
Brooklawn Borough	Total	1248	627	50.24	371	24								
Total - TC-Election Day		1248	533	42.71	302	22								
Total - TC-Emergency		1248	0	0.00										
Total - TC-Mail-In Ballot		1248	86	6.89	66	2								
Total - TC-Provisional		1248	8	0.64	3									
Total - TC-Rejected Ballots		1248	0	0.00										
Contest Total		1248	627	50.24	371	24								

Local BOE- Brooklawn Boro

		Registered	Ballots Cast	Turnout (%)	John CLOTWORTHY	Write-In	Collin McAdams						
Brooklawn Dist 1	Total	1248	533	42.71	304	18	37						
Brooklawn Mail-In Ballot	Total	0	86	0.00	64	7							
Brooklawn Provisional	Total	0	8	0.00	3								
Brooklawn Emergency Ballots	Total	0	0	0.00									
Brooklawn Borough	TC-Election Day	1248	533	42.71	304	18	37						
Brooklawn Borough	TC-Emergency	1248	0	0.00									
Brooklawn Borough	TC-Mail-In Ballot	1248	86	6.89	64	7							
Brooklawn Borough	TC-Provisional	1248	8	0.64	3								
Brooklawn Borough	TC-Rejected Ballots	1248	0	0.00									
Brooklawn Borough	Total	1248	627	50.24	371	25	37						
Total - TC-Election Day		1248	533	42.71	304	18	37						
Total - TC-Emergency		1248	0	0.00									
Total - TC-Mail-In Ballot		1248	86	6.89	64	7							
Total - TC-Provisional		1248	8	0.64	3								
Total - TC-Rejected Ballots		1248	0	0.00									
Contest Total		1248	627	50.24	371	25	37						

Local BOE- Cherry Hill Township

		Registered	Ballots Cast	Turnout (%)	Benjamin A. SHORE	Rosy ARROYO	Sally TONG	Laurie NEARY	David ROSSI	Sanjay SHARMA	Brunia L. PILET	Fredrick DANDE	J. Barry DICKINSON	Ken TOMLINSON, JR.
Cherry Hill Dist 1	Total	1070	535	50.00	72	92	147	128	129	83	49	53	71	90
Cherry Hill Dist 2	Total	1201	447	37.22	56	84	123	93	108	49	37	55	45	60
Cherry Hill Dist 3	Total	1649	616	37.36	100	132	142	108	121	112	61	67	65	71
Cherry Hill Dist 4	Total	1245	477	38.31	69	81	103	85	96	76	41	50	69	81
Cherry Hill Dist 5	Total	1189	478	40.20	77	81	111	88	99	69	47	47	43	55
Cherry Hill Dist 6	Total	924	367	39.72	44	71	76	54	70	52	25	26	53	61
Cherry Hill Dist 7	Total	1097	478	43.57	55	56	95	79	101	105	78	94	54	56
Cherry Hill Dist 8	Total	1022	409	40.02	50	95	82	55	73	74	49	46	42	49
Cherry Hill Dist 9	Total	1207	448	37.12	65	94	110	93	90	63	36	53	41	54
Cherry Hill Dist 10	Total	1426	584	40.95	78	101	135	98	121	92	53	70	58	65
Cherry Hill Dist 11	Total	1268	586	46.21	70	113	144	142	130	86	55	62	70	80
Cherry Hill Dist 12	Total	1263	506	40.06	85	93	121	92	112	87	55	55	66	82
Cherry Hill Dist 13	Total	1040	487	46.83	54	66	117	113	118	73	40	52	82	101
Cherry Hill Dist 14	Total	875	448	51.20	44	46	122	117	124	48	36	40	78	91
Cherry Hill Dist 15	Total	1307	457	34.97	74	88	127	95	89	73	43	43	45	51
Cherry Hill Dist 16	Total	815	302	37.06	45	38	108	78	96	38	13	18	63	76
Cherry Hill Dist 17	Total	1272	520	40.88	67	92	153	134	134	77	49	64	71	87
Cherry Hill Dist 18	Total	913	355	38.88	47	54	92	82	77	46	30	29	52	44
Cherry Hill Dist 19	Total	962	409	42.52	67	63	114	65	94	62	35	51	83	84
Cherry Hill Dist 20	Total	1337	596	44.58	69	79	137	123	130	87	43	72	86	111
Cherry Hill Dist 21	Total	1456	524	35.99	63	103	141	116	119	62	46	67	64	85
Cherry Hill Dist 22	Total	1108	511	46.12	60	76	177	155	151	66	36	52	85	92
Cherry Hill Dist 23	Total	1414	500	35.36	91	117	136	101	86	80	54	59	54	60
Cherry Hill Dist 24	Total	1224	501	40.93	72	84	118	86	102	71	52	54	66	72
Cherry Hill Dist 25	Total	1040	423	40.67	61	82	99	85	100	73	44	44	63	65
Cherry Hill Dist 26	Total	1483	605	40.80	71	57	232	231	261	65	32	60	78	80
Cherry Hill Dist 27	Total	1084	414	38.19	64	62	91	88	88	53	36	33	86	90
Cherry Hill Dist 28	Total	1324	493	37.24	84	61	162	116	129	102	34	38	94	98
Cherry Hill Dist 29	Total	1444	629	43.56	103	110	155	134	147	92	53	74	64	64
Cherry Hill Dist 30	Total	738	301	40.79	40	24	83	76	78	29	14	18	71	80
Cherry Hill Dist 31	Total	1344	537	39.96	74	92	109	79	78	92	56	68	41	45
Cherry Hill Dist 32	Total	761	245	32.19	38	44	47	51	42	31	25	20	21	27
Cherry Hill Dist 33	Total	1269	569	44.84	72	59	238	210	268	73	36	53	63	74
Cherry Hill Dist 34	Total	1318	551	41.81	94	78	173	128	148	74	43	55	95	102
Cherry Hill Dist 35	Total	1293	549	42.46	54	75	171	146	136	61	37	49	105	126
Cherry Hill Dist 36	Total	1252	409	32.67	100	37	111	77	120	52	18	30	58	53
Cherry Hill Dist 37	Total	1057	452	42.76	76	56	111	67	75	80	41	60	96	88
Cherry Hill Dist 38	Total	877	356	40.59	64	53	109	97	97	56	31	33	59	63
Cherry Hill Dist 39	Total	1229	464	37.75	70	37	143	116	146	62	27	41	102	100
Cherry Hill Dist 40	Total	861	379	44.02	61	52	132	107	98	36	16	29	86	84
Cherry Hill Dist 41	Total	930	336	36.13	47	60	77	63	69	43	33	31	37	48
Cherry Hill Dist 42	Total	721	333	46.19	36	47	105	97	96	47	32	33	72	62
Cherry Hill Dist 43	Total	1064	417	39.19	55	52	150	135	139	44	27	34	81	87
Cherry Hill Dist 44	Total	1443	511	35.41	105	76	145	86	105	66	35	47	55	53
Cherry Hill Dist 45	Total	1720	656	38.14	113	97	157	116	130	171	96	113	60	76
Cherry Hill Dist 46	Total	1099	345	31.39	51	57	91	75	80	34	24	28	60	47
Cherry Hill Dist 47	Total	1030	404	39.22	65	55	115	98	103	58	29	33	60	62

Local BOE- Cherry Hill Township

		Registered	Ballots Cast	Turnout (%)	Benjamin A. SHORE	Rosy ARROYO	Sally TONG	Laurie NEARY	David ROSSI	Sanjay SHARMA	Brunia L. PILET	Fredrick DANDE	J. Barry DICKINSON	Ken TOMLINSON, JR.
Cherry Hill Dist 48	Total	623	198	31.78	36	51	57	37	30	36	19	20	8	8
Cherry Hill Mail-In Ballot	Total	0	9098	0.00	1331	1510	2375	1934	1910	1583	877	1104	1597	1740
Cherry Hill Provisional	Total	0	1060	0.00	131	171	273	203	246	228	124	120	138	150
Cherry Hill Emergency Ballots	Total	0	0	0.00										
Cherry Hill Twp	TC-Election Day	55288	22117	40.00	3208	3473	5994	4895	5333	3261	1901	2323	3121	3440
Cherry Hill Twp	TC-Emergency	55288	0	0.00										
Cherry Hill Twp	TC-Mail-In Ballot	55288	9098	16.46	1331	1510	2375	1934	1910	1583	877	1104	1597	1740
Cherry Hill Twp	TC-Provisional	55288	1060	1.92	131	171	273	203	246	228	124	120	138	150
Cherry Hill Twp	TC-Rejected Ballots	55288	0	0.00										
Cherry Hill Twp	Total	55288	32275	58.38	4670	5154	8642	7032	7489	5072	2902	3547	4856	5330
Total - TC-Election Day		55288	22117	40.00	3208	3473	5994	4895	5333	3261	1901	2323	3121	3440
Total - TC-Emergency		55288	0	0.00										
Total - TC-Mail-In Ballot		55288	9098	16.46	1331	1510	2375	1934	1910	1583	877	1104	1597	1740
Total - TC-Provisional		55288	1060	1.92	131	171	273	203	246	228	124	120	138	150
Total - TC-Rejected Ballots		55288	0	0.00										
Contest Total		55288	32275	58.38	4670	5154	8642	7032	7489	5072	2902	3547	4856	5330

Local BOE- Cherry Hill Township

		Registered	Ballots Cast	Turnout (%)	Kathryn BAY JUDGE	Write-In								
Cherry Hill Dist 1	Total	1070	535	50.00	105	6								
Cherry Hill Dist 2	Total	1201	447	37.22	61	2								
Cherry Hill Dist 3	Total	1649	616	37.36	78	4								
Cherry Hill Dist 4	Total	1245	477	38.31	78									
Cherry Hill Dist 5	Total	1189	478	40.20	78	5								
Cherry Hill Dist 6	Total	924	367	39.72	77	4								
Cherry Hill Dist 7	Total	1097	478	43.57	52	2								
Cherry Hill Dist 8	Total	1022	409	40.02	57	6								
Cherry Hill Dist 9	Total	1207	448	37.12	58	4								
Cherry Hill Dist 10	Total	1426	584	40.95	85	1								
Cherry Hill Dist 11	Total	1268	586	46.21	95	7								
Cherry Hill Dist 12	Total	1263	506	40.06	85	3								
Cherry Hill Dist 13	Total	1040	487	46.83	103	6								
Cherry Hill Dist 14	Total	875	448	51.20	103	6								
Cherry Hill Dist 15	Total	1307	457	34.97	60	4								
Cherry Hill Dist 16	Total	815	302	37.06	102	1								
Cherry Hill Dist 17	Total	1272	520	40.88	89	3								
Cherry Hill Dist 18	Total	913	355	38.88	59	8								
Cherry Hill Dist 19	Total	962	409	42.52	93	3								
Cherry Hill Dist 20	Total	1337	596	44.58	119	7								
Cherry Hill Dist 21	Total	1456	524	35.99	86	2								
Cherry Hill Dist 22	Total	1108	511	46.12	102	4								
Cherry Hill Dist 23	Total	1414	500	35.36	79									
Cherry Hill Dist 24	Total	1224	501	40.93	97	1								
Cherry Hill Dist 25	Total	1040	423	40.67	64	4								
Cherry Hill Dist 26	Total	1483	605	40.80	87									
Cherry Hill Dist 27	Total	1084	414	38.19	112									
Cherry Hill Dist 28	Total	1324	493	37.24	105									
Cherry Hill Dist 29	Total	1444	629	43.56	85	2								
Cherry Hill Dist 30	Total	738	301	40.79	83									
Cherry Hill Dist 31	Total	1344	537	39.96	62									
Cherry Hill Dist 32	Total	761	245	32.19	28									
Cherry Hill Dist 33	Total	1269	569	44.84	90	3								
Cherry Hill Dist 34	Total	1318	551	41.81	127	1								
Cherry Hill Dist 35	Total	1293	549	42.46	120	3								
Cherry Hill Dist 36	Total	1252	409	32.67	67	4								
Cherry Hill Dist 37	Total	1057	452	42.76	125	2								
Cherry Hill Dist 38	Total	877	356	40.59	76									
Cherry Hill Dist 39	Total	1229	464	37.75	119	1								
Cherry Hill Dist 40	Total	861	379	44.02	109	2								
Cherry Hill Dist 41	Total	930	336	36.13	50	3								
Cherry Hill Dist 42	Total	721	333	46.19	82	1								
Cherry Hill Dist 43	Total	1064	417	39.19	111	10								
Cherry Hill Dist 44	Total	1443	511	35.41	80	1								
Cherry Hill Dist 45	Total	1720	656	38.14	108	1								
Cherry Hill Dist 46	Total	1099	345	31.39	65	2								
Cherry Hill Dist 47	Total	1030	404	39.22	78	4								

Local BOE- Cherry Hill Township

		Registered	Ballots Cast	Turnout (%)	Kathryn BAY JUDGE	Write-In							
Cherry Hill Dist 48	Total	623	198	31.78	25	2							
Cherry Hill Mail-In Ballot	Total	0	9098	0.00	2389	83							
Cherry Hill Provisional	Total	0	1060	0.00	194	10							
Cherry Hill Emergency Ballots	Total	0	0	0.00									
Cherry Hill Twp	TC-Election Day	55288	22117	40.00	4059	135							
Cherry Hill Twp	TC-Emergency	55288	0	0.00									
Cherry Hill Twp	TC-Mail-In Ballot	55288	9098	16.46	2389	83							
Cherry Hill Twp	TC-Provisional	55288	1060	1.92	194	10							
Cherry Hill Twp	TC-Rejected Ballots	55288	0	0.00									
Cherry Hill Twp	Total	55288	32275	58.38	6642	228							
Total - TC-Election Day		55288	22117	40.00	4059	135							
Total - TC-Emergency		55288	0	0.00									
Total - TC-Mail-In Ballot		55288	9098	16.46	2389	83							
Total - TC-Provisional		55288	1060	1.92	194	10							
Total - TC-Rejected Ballots		55288	0	0.00									
Contest Total		55288	32275	58.38	6642	228							

Local BOE- Chesilhurst Boro

		Registered	Ballots Cast	Turnout (%)	Ronald R. HARMON	Write-In	Joseph R Medley						
Chesilhurst Dist 1	Total	1124	452	40.21	195	5	4						
Chesilhurst Mail-In Ballot	Total	0	130	0.00	64	4							
Chesilhurst Provisional	Total	0	10	0.00	2								
Chesilhurst Emergency Ballots	Total	0	0	0.00									
Chesilhurst Borough	TC-Election Day	1124	452	40.21	195	5	4						
Chesilhurst Borough	TC-Emergency	1124	0	0.00									
Chesilhurst Borough	TC-Mail-In Ballot	1124	130	11.57	64	4							
Chesilhurst Borough	TC-Provisional	1124	10	0.89	2								
Chesilhurst Borough	TC-Rejected Ballots	1124	0	0.00									
Chesilhurst Borough	Total	1124	592	52.67	261	9	4						
Total - TC-Election Day		1124	452	40.21	195	5	4						
Total - TC-Emergency		1124	0	0.00									
Total - TC-Mail-In Ballot		1124	130	11.57	64	4							
Total - TC-Provisional		1124	10	0.89	2								
Total - TC-Rejected Ballots		1124	0	0.00									
Contest Total		1124	592	52.67	261	9	4						

Local BOE- Clementon Boro

		Registered	Ballots Cast	Turnout (%)	Christy WEAVER	Christopher MC KELVEY	Write-In	Gilbert Geary						
Clementon Dist 1	Total	1016	350	34.45	192	173	30	7						
Clementon Dist 2	Total	994	368	37.02	202	187	49	8						
Clementon Dist 3	Total	1253	456	36.39	238	214	28	13						
Clementon Mail-In Ballot	Total	0	319	0.00	179	177	40							
Clementon Provisional	Total	0	44	0.00	21	19	2							
Clementon Emergency Ballots	Total	0	0	0.00										
Clementon Borough	TC-Election Day	3263	1174	35.98	632	574	107	28						
Clementon Borough	TC-Emergency	3263	0	0.00										
Clementon Borough	TC-Mail-In Ballot	3263	319	9.78	179	177	40							
Clementon Borough	TC-Provisional	3263	44	1.35	21	19	2							
Clementon Borough	TC-Rejected Ballots	3263	0	0.00										
Clementon Borough	Total	3263	1537	47.10	832	770	149	28						
Total - TC-Election Day		3263	1174	35.98	632	574	107	28						
Total - TC-Emergency		3263	0	0.00										
Total - TC-Mail-In Ballot		3263	319	9.78	179	177	40							
Total - TC-Provisional		3263	44	1.35	21	19	2							
Total - TC-Rejected Ballots		3263	0	0.00										
Contest Total		3263	1537	47.10	832	770	149	28						

Local BOE- Collingswood Boro

		Registered	Ballots Cast	Turnout (%)	Danie MOSS-VELASCO	Regan KAIDEN	Christine SHERIDAN CELIA	Mary SAVERINO	William JOHNSON	Write-In			
Collingswood Dist 1	Total	730	398	54.52	97	197	214	212	144	3			
Collingswood Dist 2	Total	1067	572	53.61	140	258	278	260	220	8			
Collingswood Dist 3	Total	598	287	47.99	82	120	141	129	89	3			
Collingswood Dist 4	Total	952	450	47.27	121	198	235	228	153	2			
Collingswood Dist 5	Total	1098	373	33.97	108	94	131	93	100	4			
Collingswood Dist 6	Total	719	417	58.00	109	185	209	206	136	5			
Collingswood Dist 7	Total	994	521	52.41	137	246	277	244	188	6			
Collingswood Dist 8	Total	832	408	49.04	102	196	198	202	140	4			
Collingswood Dist 9	Total	1327	613	46.19	166	287	321	298	195	1			
Collingswood Dist 10	Total	847	406	47.93	104	179	216	205	155	3			
Collingswood Dist 11	Total	959	473	49.32	147	231	256	233	146	2			
Collingswood Dist 12	Total	669	351	52.47	80	145	158	151	136	3			
Collingswood Mail-In Ballot	Total	0	1294	0.00	340	637	743	722	396	23			
Collingswood Provisional	Total	0	195	0.00	52	83	98	103	70	1			
Collingswood Emergency Ballots	Total	0	0	0.00									
Collingswood Borough	TC-Election Day	10792	5269	48.82	1393	2336	2634	2461	1802	44			
Collingswood Borough	TC-Emergency	10792	0	0.00									
Collingswood Borough	TC-Mail-In Ballot	10792	1294	11.99	340	637	743	722	396	23			
Collingswood Borough	TC-Provisional	10792	195	1.81	52	83	98	103	70	1			
Collingswood Borough	TC-Rejected Ballots	10792	0	0.00									
Collingswood Borough	Total	10792	6758	62.62	1785	3056	3475	3286	2268	68			
Total - TC-Election Day		10792	5269	48.82	1393	2336	2634	2461	1802	44			
Total - TC-Emergency		10792	0	0.00									
Total - TC-Mail-In Ballot		10792	1294	11.99	340	637	743	722	396	23			
Total - TC-Provisional		10792	195	1.81	52	83	98	103	70	1			
Total - TC-Rejected Ballots		10792	0	0.00									
Contest Total		10792	6758	62.62	1785	3056	3475	3286	2268	68			

Eastern Cam Co Reg BOE UNEX-Gibbsboro

		Registered	Ballots Cast	Turnout (%)	Craig SPEECHLEY	Write-In							
Gibbsboro Dist 1	Total	944	422	44.70	254	4							
Gibbsboro Dist 2	Total	783	363	46.36	202	4							
Gibbsboro Mail-In Ballot	Total	0	214	0.00	126	2							
Gibbsboro Provisional	Total	0	26	0.00	14								
Gibbsboro Emergency Ballots	Total	0	0	0.00									
Gibbsboro Borough	TC-Election Day	1727	785	45.45	456	8							
Gibbsboro Borough	TC-Emergency	1727	0	0.00									
Gibbsboro Borough	TC-Mail-In Ballot	1727	214	12.39	126	2							
Gibbsboro Borough	TC-Provisional	1727	26	1.51	14								
Gibbsboro Borough	TC-Rejected Ballots	1727	0	0.00									
Gibbsboro Borough	Total	1727	1025	59.35	596	10							
Total - TC-Election Day		1727	785	45.45	456	8							
Total - TC-Emergency		1727	0	0.00									
Total - TC-Mail-In Ballot		1727	214	12.39	126	2							
Total - TC-Provisional		1727	26	1.51	14								
Total - TC-Rejected Ballots		1727	0	0.00									
Contest Total		1727	1025	59.35	596	10							

Local BOE- Gibbsboro Boro

		Registered	Ballots Cast	Turnout (%)	Maria S. CARRINGTON	Andrew T. PARSINITZ	Write-In	Scott Littlefield					
Gibbsboro Dist 1	Total	944	422	44.70	259	243	16	16					
Gibbsboro Dist 2	Total	783	363	46.36	213	195	10	31					
Gibbsboro Mail-In Ballot	Total	0	214	0.00	122	128	7						
Gibbsboro Provisional	Total	0	26	0.00	14	12	3						
Gibbsboro Emergency Ballots	Total	0	0	0.00									
Gibbsboro Borough	TC-Election Day	1727	785	45.45	472	438	26	47					
Gibbsboro Borough	TC-Emergency	1727	0	0.00									
Gibbsboro Borough	TC-Mail-In Ballot	1727	214	12.39	122	128	7						
Gibbsboro Borough	TC-Provisional	1727	26	1.51	14	12	3						
Gibbsboro Borough	TC-Rejected Ballots	1727	0	0.00									
Gibbsboro Borough	Total	1727	1025	59.35	608	578	36	47					
Total - TC-Election Day		1727	785	45.45	472	438	26	47					
Total - TC-Emergency		1727	0	0.00									
Total - TC-Mail-In Ballot		1727	214	12.39	122	128	7						
Total - TC-Provisional		1727	26	1.51	14	12	3						
Total - TC-Rejected Ballots		1727	0	0.00									
Contest Total		1727	1025	59.35	608	578	36	47					

Local BOE-Gloucester City UNEX

		Registered	Ballots Cast	Turnout (%)	Paul J. MARTIN	Write-In							
Gloucester City W1 D1	Total	812	206	25.37	103								
Gloucester City W1 D2	Total	719	292	40.61	177	1							
Gloucester City W1 D3	Total	660	276	41.82	168	1							
Gloucester City Ward 1 Mail-In Ballot	Total	0	155	0.00	94	2							
Gloucester City Ward 1 Provisional	Total	0	28	0.00	10	2							
Gloucester City W1 Emergency Ballots	Total	0	0	0.00									
Gloucester City W2 D1	Total	720	221	30.69	136	3							
Gloucester City W2 D2	Total	855	324	37.89	199	2							
Gloucester City W2 D3	Total	941	397	42.19	213	1							
Gloucester City Ward 2 Mail-In Ballot	Total	0	280	0.00	187	5							
Gloucester City Ward 2 Provisional	Total	0	24	0.00	9								
Gloucester City W2 Emergency Ballots	Total	0	0	0.00									
Gloucester City W3 D1	Total	1034	315	30.46	190	1							
Gloucester City W3 D2	Total	1021	344	33.69	193	2							
Gloucester City Ward 3 Mail-In Ballot	Total	0	191	0.00	121	2							
Gloucester City Ward 3 Provisional	Total	0	29	0.00	16								
Gloucester City W3 Emergency Ballots	Total	0	0	0.00									
Gloucester City	TC-Election Day	6762	2375	35.12	1379	11							
Gloucester City	TC-Emergency	6762	0	0.00									
Gloucester City	TC-Mail-In Ballot	6762	626	9.26	402	9							
Gloucester City	TC-Provisional	6762	81	1.20	35	2							
Gloucester City	TC-Rejected Ballots	6762	0	0.00									
Gloucester City	Total	6762	3082	45.58	1816	22							
Total - TC-Election Day		6762	2375	35.12	1379	11							
Total - TC-Emergency		6762	0	0.00									
Total - TC-Mail-In Ballot		6762	626	9.26	402	9							
Total - TC-Provisional		6762	81	1.20	35	2							
Total - TC-Rejected Ballots		6762	0	0.00									
Contest Total		6762	3082	45.58	1816	22							

Local BOE-Gloucester City

		Registered	Ballots Cast	Turnout (%)	Nicole NEGRİ	Derek TIMM	Joseph L. SCHILJ	Meredith GRUFF-FLINN	Michelle WRIGHT	Write-In			
Gloucester City W1 D1	Total	812	206	25.37	65	47	66	62	66				
Gloucester City W1 D2	Total	719	292	40.61	108	73	123	119	129	3			
Gloucester City W1 D3	Total	660	276	41.82	106	74	116	110	123	1			
Gloucester City Ward 1 Mail-In Ballot	Total	0	155	0.00	50	27	66	61	80	3			
Gloucester City Ward 1 Provisional	Total	0	28	0.00	7		9	11	11	3			
Gloucester City W1 Emergency Ballots	Total	0	0	0.00									
Gloucester City W2 D1	Total	720	221	30.69	99	58	87	78	81	3			
Gloucester City W2 D2	Total	855	324	37.89	126	98	150	127	137	7			
Gloucester City W2 D3	Total	941	397	42.19	159	111	174	126	161	4			
Gloucester City Ward 2 Mail-In Ballot	Total	0	280	0.00	111	76	139	149	169	6			
Gloucester City Ward 2 Provisional	Total	0	24	0.00	7	5	6	8	8				
Gloucester City W2 Emergency Ballots	Total	0	0	0.00									
Gloucester City W3 D1	Total	1034	315	30.46	129	84	128	132	113				
Gloucester City W3 D2	Total	1021	344	33.69	138	91	154	140	134	2			
Gloucester City Ward 3 Mail-In Ballot	Total	0	191	0.00	70	46	98	101	91				
Gloucester City Ward 3 Provisional	Total	0	29	0.00	9	5	9	15	9				
Gloucester City W3 Emergency Ballots	Total	0	0	0.00									
Gloucester City	TC-Election Day	6762	2375	35.12	930	636	998	894	944	20			
Gloucester City	TC-Emergency	6762	0	0.00									
Gloucester City	TC-Mail-In Ballot	6762	626	9.26	231	149	303	311	340	9			
Gloucester City	TC-Provisional	6762	81	1.20	23	10	24	34	28	3			
Gloucester City	TC-Rejected Ballots	6762	0	0.00									
Gloucester City	Total	6762	3082	45.58	1184	795	1325	1239	1312	32			
Total - TC-Election Day		6762	2375	35.12	930	636	998	894	944	20			
Total - TC-Emergency		6762	0	0.00									
Total - TC-Mail-In Ballot		6762	626	9.26	231	149	303	311	340	9			
Total - TC-Provisional		6762	81	1.20	23	10	24	34	28	3			
Total - TC-Rejected Ballots		6762	0	0.00									
Contest Total		6762	3082	45.58	1184	795	1325	1239	1312	32			

Black Horse Pike Regional Member BOE Glouc Twp

		Registered	Ballots Cast	Turnout (%)	Dawn LEARY	Jerry 'Jay' MC MULLIN	Jennifer J. STORER	Marguerite M. MULVAN	Jennifer O'DONNELL	Write-In			
Gloucester Twp Dist 1	Total	691	299	43.27	129	112	129	70	90	1			
Gloucester Twp Dist 2	Total	748	304	40.64	115	97	119	79	95				
Gloucester Twp Dist 3	Total	836	306	36.60	124	90	123	84	83				
Gloucester Twp Dist 4	Total	1067	493	46.20	198	159	187	140	157	12			
Gloucester Twp Dist 5	Total	1276	446	34.95	191	157	174	99	137	1			
Gloucester Twp Dist 6	Total	1419	431	30.37	167	136	180	109	153				
Gloucester Twp Dist 7	Total	1068	455	42.60	183	151	191	119	160	3			
Gloucester Twp Dist 8	Total	1167	418	35.82	190	151	215	85	110	6			
Gloucester Twp Dist 9	Total	1296	540	41.67	218	181	225	139	172	4			
Gloucester Twp Dist 10	Total	919	335	36.45	130	109	163	85	106	1			
Gloucester Twp Dist 11	Total	1038	432	41.62	188	148	178	127	154	3			
Gloucester Twp Dist 12	Total	1198	534	44.57	228	170	235	161	215	8			
Gloucester Twp Dist 13	Total	1584	475	29.99	231	164	208	96	143	2			
Gloucester Twp Dist 14	Total	1220	467	38.28	212	164	200	94	125	1			
Gloucester Twp Dist 15	Total	1253	545	43.50	218	160	214	168	211	13			
Gloucester Twp Dist 16	Total	1141	474	41.54	214	160	215	130	172				
Gloucester Twp Dist 17	Total	2212	706	31.92	320	265	303	166	210	2			
Gloucester Twp Dist 18	Total	1458	578	39.64	286	240	267	107	140	1			
Gloucester Twp Dist 19	Total	1393	572	41.06	255	197	237	125	190	7			
Gloucester Twp Dist 20	Total	1223	501	40.96	201	163	197	118	165	4			
Gloucester Twp Dist 21	Total	741	252	34.01	124	100	96	48	62	1			
Gloucester Twp Dist 22	Total	889	328	36.90	129	100	125	67	97				
Gloucester Twp Dist 23	Total	1278	530	41.47	240	150	225	109	130				
Gloucester Twp Dist 24	Total	1216	473	38.90	195	160	200	109	140	3			
Gloucester Twp Dist 25	Total	1169	479	40.98	218	143	197	109	148	1			
Gloucester Twp Dist 26	Total	932	396	42.49	164	125	163	103	132	1			
Gloucester Twp Dist 27	Total	1001	410	40.96	176	152	182	97	135	4			
Gloucester Twp Dist 28	Total	1244	391	31.43	144	132	155	86	91				
Gloucester Twp Dist 29	Total	1369	569	41.56	233	210	232	148	186	3			
Gloucester Twp Dist 30	Total	1363	498	36.54	203	187	215	126	177	4			
Gloucester Twp Dist 31	Total	895	361	40.34	148	131	142	101	116	5			
Gloucester Twp Dist 32	Total	1283	464	36.17	244	193	244	86	134	2			
Gloucester Twp Dist 33	Total	1310	517	39.47	256	214	255	116	128	3			
Gloucester Twp Dist 34	Total	884	324	36.65	139	95	127	66	84				
Gloucester Twp Dist 35	Total	1508	618	40.98	270	231	260	138	162	2			
Gloucester Twp Dist 36	Total	976	421	43.14	162	117	173	113	139	7			
Gloucester Twp Dist 37	Total	529	173	32.70	71	58	76	47	40	1			
Gloucester Twp Dist 38	Total	601	243	40.43	107	75	113	69	78	5			
Gloucester Twp Dist 39	Total	587	210	35.78	118	91	114	32	48				
Gloucester Twp Dist 40	Total	1141	388	34.01	178	155	187	81	111	5			
Gloucester Twp Mail-In Ballot	Total	0	5406	0.00	2662	2075	2647	1715	2219	68			
Gloucester Twp Provisional	Total	0	964	0.00	415	353	438	263	327	7			
Gloucester Twp Emergency Ballots	Total	0	0	0.00									
Gloucester Twp	TC-Election Day	45123	17356	38.46	7517	5993	7441	4152	5326	116			
Gloucester Twp	TC-Emergency	45123	0	0.00									

Black Horse Pike Regional Member BOE Glouc Twp

		Registered	Ballots Cast	Turnout (%)	Dawn LEARY	Jerry 'Jay' MC MULLIN	Jennifer J. STORER	Marguerite M. MULVAN	Jennifer O'DONNELL	Write-In			
Gloucester Twp	TC-Mail-In Ballot	45123	5406	11.98	2662	2075	2647	1715	2219	68			
Gloucester Twp	TC-Provisional	45123	964	2.14	415	353	438	263	327	7			
Gloucester Twp	TC-Rejected Ballots	45123	0	0.00									
Gloucester Twp	Total	45123	23726	52.58	10594	8421	10526	6130	7872	191			
Total - TC-Election Day		45123	17356	38.46	7517	5993	7441	4152	5326	116			
Total - TC-Emergency		45123	0	0.00									
Total - TC-Mail-In Ballot		45123	5406	11.98	2662	2075	2647	1715	2219	68			
Total - TC-Provisional		45123	964	2.14	415	353	438	263	327	7			
Total - TC-Rejected Ballots		45123	0	0.00									
Contest Total		45123	23726	52.58	10594	8421	10526	6130	7872	191			

Local BOE- Gloucester Township

		Registered	Ballots Cast	Turnout (%)	Brian REAGAN	Carolyn GRACE	Anthony MARKS	Donna GUALTIERI	Ellen REESE	Linda K. GILCH	Terri FRETZ	Amanda WYLD	James CURRY	Martia DIAMOND
Gloucester Twp Dist 1	Total	691	299	43.27	71	77	64	26	49	53	47	34	29	25
Gloucester Twp Dist 2	Total	748	304	40.64	63	60	49	24	83	91	87	30	25	21
Gloucester Twp Dist 3	Total	836	306	36.60	64	64	50	25	77	78	67	37	24	20
Gloucester Twp Dist 4	Total	1067	493	46.20	91	80	71	44	177	146	144	33	38	30
Gloucester Twp Dist 5	Total	1276	446	34.95	113	124	91	40	87	79	79	35	37	35
Gloucester Twp Dist 6	Total	1419	431	30.37	105	105	94	43	71	60	50	58	36	36
Gloucester Twp Dist 7	Total	1068	455	42.60	122	112	95	47	93	90	83	42	31	25
Gloucester Twp Dist 8	Total	1167	418	35.82	124	151	108	28	55	34	31	38	37	48
Gloucester Twp Dist 9	Total	1296	540	41.67	150	138	122	49	89	80	64	54	53	52
Gloucester Twp Dist 10	Total	919	335	36.45	83	83	66	27	59	46	50	41	28	27
Gloucester Twp Dist 11	Total	1038	432	41.62	91	96	74	46	119	109	114	37	33	28
Gloucester Twp Dist 12	Total	1198	534	44.57	113	120	89	67	143	115	115	54	46	44
Gloucester Twp Dist 13	Total	1584	475	29.99	131	126	97	37	77	65	59	67	48	43
Gloucester Twp Dist 14	Total	1220	467	38.28	138	155	127	28	44	34	32	50	56	49
Gloucester Twp Dist 15	Total	1253	545	43.50	135	118	104	67	146	120	110	56	51	41
Gloucester Twp Dist 16	Total	1141	474	41.54	111	113	100	40	103	110	107	37	38	34
Gloucester Twp Dist 17	Total	2212	706	31.92	184	215	161	67	101	76	72	84	92	80
Gloucester Twp Dist 18	Total	1458	578	39.64	210	240	195	34	51	40	33	67	67	63
Gloucester Twp Dist 19	Total	1393	572	41.06	148	163	124	63	103	69	66	53	46	33
Gloucester Twp Dist 20	Total	1223	501	40.96	114	128	93	59	89	77	64	53	38	38
Gloucester Twp Dist 21	Total	741	252	34.01	67	61	60	17	47	56	38	17	18	24
Gloucester Twp Dist 22	Total	889	328	36.90	71	72	50	21	51	54	40	41	36	28
Gloucester Twp Dist 23	Total	1278	530	41.47	140	161	116	47	48	35	30	65	66	52
Gloucester Twp Dist 24	Total	1216	473	38.90	131	125	108	62	83	78	66	39	37	33
Gloucester Twp Dist 25	Total	1169	479	40.98	123	123	99	53	113	99	82	31	27	22
Gloucester Twp Dist 26	Total	932	396	42.49	96	88	79	37	87	77	79	31	39	29
Gloucester Twp Dist 27	Total	1001	410	40.96	115	112	95	47	77	71	67	41	27	25
Gloucester Twp Dist 28	Total	1244	391	31.43	93	116	86	22	39	38	36	55	49	40
Gloucester Twp Dist 29	Total	1369	569	41.56	154	164	127	51	82	72	62	57	57	59
Gloucester Twp Dist 30	Total	1363	498	36.54	112	110	84	54	95	94	83	72	49	52
Gloucester Twp Dist 31	Total	895	361	40.34	93	102	73	41	68	53	48	38	41	35
Gloucester Twp Dist 32	Total	1283	464	36.17	164	159	139	45	70	54	47	54	44	46
Gloucester Twp Dist 33	Total	1310	517	39.47	160	202	150	41	74	69	63	47	49	53
Gloucester Twp Dist 34	Total	884	324	36.65	80	87	72	22	47	37	29	25	31	27
Gloucester Twp Dist 35	Total	1508	618	40.98	186	188	157	50	85	66	42	59	48	47
Gloucester Twp Dist 36	Total	976	421	43.14	88	101	76	40	75	74	56	37	38	37
Gloucester Twp Dist 37	Total	529	173	32.70	43	58	40	10	24	16	13	21	22	19
Gloucester Twp Dist 38	Total	601	243	40.43	61	71	46	25	39	35	29	27	26	23
Gloucester Twp Dist 39	Total	587	210	35.78	66	77	56	18	32	26	18	20	22	15
Gloucester Twp Dist 40	Total	1141	388	34.01	119	117	99	31	80	69	66	48	40	34
Gloucester Twp Mail-In Ballot	Total	0	5406	0.00	1227	1445	1034	813	1103	914	800	823	746	660
Gloucester Twp Provisional	Total	0	964	0.00	207	254	201	87	175	145	136	129	132	120
Gloucester Twp Emergency Ballots	Total	0	0	0.00										
Gloucester Twp	TC-Election Day	45123	17356	38.46	4523	4762	3786	1595	3132	2745	2468	1785	1619	1472
Gloucester Twp	TC-Emergency	45123	0	0.00										
Gloucester Twp	TC-Mail-In Ballot	45123	5406	11.98	1227	1445	1034	813	1103	914	800	823	746	660
Gloucester Twp	TC-Provisional	45123	964	2.14	207	254	201	87	175	145	136	129	132	120

Local BOE- Gloucester Township

		Registered	Ballots Cast	Turnout (%)	Brian REAGAN	Carolyn GRACE	Anthony MARKS	Donna GUALTIERI	Ellen REESE	Linda K. GILCH	Terri FRETZ	Amanda WYLD	James CURRY	Martia DIAMOND
Gloucester Twp	TC-Rejected Ballots	45123	0	0.00										
Gloucester Twp	Total	45123	23726	52.58	5957	6461	5021	2495	4410	3804	3404	2737	2497	2252
Total - TC-Election Day		45123	17356	38.46	4523	4762	3786	1595	3132	2745	2468	1785	1619	1472
Total - TC-Emergency		45123	0	0.00										
Total - TC-Mail-In Ballot		45123	5406	11.98	1227	1445	1034	813	1103	914	800	823	746	660
Total - TC-Provisional		45123	964	2.14	207	254	201	87	175	145	136	129	132	120
Total - TC-Rejected Ballots		45123	0	0.00										
Contest Total		45123	23726	52.58	5957	6461	5021	2495	4410	3804	3404	2737	2497	2252

Local BOE- Gloucester Township

		Registered	Ballots Cast	Turnout (%)	Joshua A. DAVISON	Matthew Elliott WILSON	Amanda SEMPLE	Joanne ROSSELL	Kathleen WOLF	Write-In				
Gloucester Twp Dist 1	Total	691	299	43.27	19	12	15	15	32					
Gloucester Twp Dist 2	Total	748	304	40.64	10	4	14	4	24					
Gloucester Twp Dist 3	Total	836	306	36.60	10	7	10	8	31					
Gloucester Twp Dist 4	Total	1067	493	46.20	20	18	17	12	40	1				
Gloucester Twp Dist 5	Total	1276	446	34.95	18	15	20	17	46	1				
Gloucester Twp Dist 6	Total	1419	431	30.37	23	19	25	18	44					
Gloucester Twp Dist 7	Total	1068	455	42.60	24	25	45	20	59					
Gloucester Twp Dist 8	Total	1167	418	35.82	9	23	23	15	30	4				
Gloucester Twp Dist 9	Total	1296	540	41.67	21	15	23	20	41					
Gloucester Twp Dist 10	Total	919	335	36.45	14	21	22	9	38	1				
Gloucester Twp Dist 11	Total	1038	432	41.62	11	14	18	13	34					
Gloucester Twp Dist 12	Total	1198	534	44.57	23	16	30	25	55					
Gloucester Twp Dist 13	Total	1584	475	29.99	19	20	20	13	37	2				
Gloucester Twp Dist 14	Total	1220	467	38.28	11	22	26	17	32	1				
Gloucester Twp Dist 15	Total	1253	545	43.50	19	13	18	17	44					
Gloucester Twp Dist 16	Total	1141	474	41.54	25	17	26	17	41	1				
Gloucester Twp Dist 17	Total	2212	706	31.92	28	38	29	19	67					
Gloucester Twp Dist 18	Total	1458	578	39.64	16	19	15	11	40	2				
Gloucester Twp Dist 19	Total	1393	572	41.06	29	26	24	29	55					
Gloucester Twp Dist 20	Total	1223	501	40.96	27	23	12	14	40	4				
Gloucester Twp Dist 21	Total	741	252	34.01	8	7	12	6	20					
Gloucester Twp Dist 22	Total	889	328	36.90	12	17	19	9	26					
Gloucester Twp Dist 23	Total	1278	530	41.47	21	26	25	17	40					
Gloucester Twp Dist 24	Total	1216	473	38.90	23	14	23	13	37					
Gloucester Twp Dist 25	Total	1169	479	40.98	19	12	21	14	43	1				
Gloucester Twp Dist 26	Total	932	396	42.49	16	18	18	14	30					
Gloucester Twp Dist 27	Total	1001	410	40.96	16	21	23	14	40	1				
Gloucester Twp Dist 28	Total	1244	391	31.43	8	15	13	12	26					
Gloucester Twp Dist 29	Total	1369	569	41.56	36	25	33	20	52	1				
Gloucester Twp Dist 30	Total	1363	498	36.54	23	23	22	14	45					
Gloucester Twp Dist 31	Total	895	361	40.34	12	16	17	7	23	1				
Gloucester Twp Dist 32	Total	1283	464	36.17	9	19	29	18	39					
Gloucester Twp Dist 33	Total	1310	517	39.47	19	18	20	12	38					
Gloucester Twp Dist 34	Total	884	324	36.65	9	18	16	14	21	1				
Gloucester Twp Dist 35	Total	1508	618	40.98	16	26	35	22	52	1				
Gloucester Twp Dist 36	Total	976	421	43.14	16	19	23	16	42	2				
Gloucester Twp Dist 37	Total	529	173	32.70	5	8	7	1	18					
Gloucester Twp Dist 38	Total	601	243	40.43	11	14	12	11	21	3				
Gloucester Twp Dist 39	Total	587	210	35.78	3	5	7	7	26					
Gloucester Twp Dist 40	Total	1141	388	34.01	11	11	12	10	26	3				
Gloucester Twp Mail-In Ballot	Total	0	5406	0.00	460	242	313	230	834	34				
Gloucester Twp Provisional	Total	0	964	0.00	52	47	64	43	86	4				
Gloucester Twp Emergency Ballots	Total	0	0	0.00										
Gloucester Twp	TC-Election Day	45123	17356	38.46	669	699	819	564	1495	31				
Gloucester Twp	TC-Emergency	45123	0	0.00										

Local BOE- Gloucester Township

		Registered	Ballots Cast	Turnout (%)	Joshua A. DAVISON	Matthew Elliott WILSON	Amanda SEMPLE	Joanne ROSSELL	Kathleen WOLF	Write-In				
Gloucester Twp	TC-Mail-In Ballot	45123	5406	11.98	460	242	313	230	834	34				
Gloucester Twp	TC-Provisional	45123	964	2.14	52	47	64	43	86	4				
Gloucester Twp	TC-Rejected Ballots	45123	0	0.00										
Gloucester Twp	Total	45123	23726	52.58	1181	988	1196	837	2415	69				
Total - TC-Election Day		45123	17356	38.46	669	699	819	564	1495	31				
Total - TC-Emergency		45123	0	0.00										
Total - TC-Mail-In Ballot		45123	5406	11.98	460	242	313	230	834	34				
Total - TC-Provisional		45123	964	2.14	52	47	64	43	86	4				
Total - TC-Rejected Ballots		45123	0	0.00										
Contest Total		45123	23726	52.58	1181	988	1196	837	2415	69				

Local BOE- Haddonfield Boro

		Registered	Ballots Cast	Turnout (%)	Satwik SESHASAI	Adam M. SANGILLO	Susan KUTNER	Roosevelt Justin BENFORD	Write-In					
Haddonfield Dist 1	Total	1204	435	36.13	212	225	233	214	2					
Haddonfield Dist 2	Total	1380	565	40.94	205	280	281	245	4					
Haddonfield Dist 3	Total	985	411	41.73	180	203	210	195	7					
Haddonfield Dist 4	Total	782	281	35.93	118	152	135	124	3					
Haddonfield Dist 5	Total	692	240	34.68	105	125	113	94						
Haddonfield Dist 6	Total	984	432	43.90	223	263	231	200	7					
Haddonfield Dist 7	Total	959	382	39.83	181	195	188	166	2					
Haddonfield Dist 8	Total	1018	453	44.50	148	265	247	250	6					
Haddonfield Dist 9	Total	1130	489	43.27	191	256	269	301	11					
Haddonfield Dist 10	Total	828	340	41.06	101	178	181	195	2					
Haddonfield Mail-In Ballot	Total	0	2141	0.00	997	1214	1269	1125	51					
Haddonfield Provisional	Total	0	279	0.00	106	148	159	152	5					
Haddonfield Emergency Ballots	Total	0	0	0.00										
Haddonfield Borough	TC-Election Day	9962	4028	40.43	1664	2142	2088	1984	44					
Haddonfield Borough	TC-Emergency	9962	0	0.00										
Haddonfield Borough	TC-Mail-In Ballot	9962	2141	21.49	997	1214	1269	1125	51					
Haddonfield Borough	TC-Provisional	9962	279	2.80	106	148	159	152	5					
Haddonfield Borough	TC-Rejected Ballots	9962	0	0.00										
Haddonfield Borough	Total	9962	6448	64.73	2767	3504	3516	3261	100					
Total - TC-Election Day		9962	4028	40.43	1664	2142	2088	1984	44					
Total - TC-Emergency		9962	0	0.00										
Total - TC-Mail-In Ballot		9962	2141	21.49	997	1214	1269	1125	51					
Total - TC-Provisional		9962	279	2.80	106	148	159	152	5					
Total - TC-Rejected Ballots		9962	0	0.00										
Contest Total		9962	6448	64.73	2767	3504	3516	3261	100					

Local BOE- Haddon Heights Boro

		Registered	Ballots Cast	Turnout (%)	David CLAPPER	David ROEBER	Melissa SHANNON	Trish SHELDIS	Kimberley STUART	Tina GENTILE	Write-In			
Haddon Heights Dist 1	Total	760	367	48.29	161	138	185	137	113	102	8			
Haddon Heights Dist 2	Total	693	310	44.73	100	84	150	109	87	84	2			
Haddon Heights Dist 3	Total	1081	542	50.14	215	165	221	247	178	161	3			
Haddon Heights Dist 4	Total	648	254	39.20	80	73	115	104	73	73	4			
Haddon Heights Dist 5	Total	963	495	51.40	222	185	221	177	143	136	3			
Haddon Heights Dist 6	Total	978	479	48.98	173	146	196	188	146	138	1			
Haddon Heights Dist 7	Total	987	466	47.21	155	125	157	190	163	139	9			
Haddon Heights Mail-In Ballot	Total	0	1039	0.00	380	352	511	450	341	370	30			
Haddon Heights Provisional	Total	0	127	0.00	57	41	59	51	39	44	3			
Haddon Heights Emergency Ballots	Total	0	0	0.00										
Haddon Heights Borough	TC-Election Day	6110	2913	47.68	1106	916	1245	1152	903	833	30			
Haddon Heights Borough	TC-Emergency	6110	0	0.00										
Haddon Heights Borough	TC-Mail-In Ballot	6110	1039	17.00	380	352	511	450	341	370	30			
Haddon Heights Borough	TC-Provisional	6110	127	2.08	57	41	59	51	39	44	3			
Haddon Heights Borough	TC-Rejected Ballots	6110	0	0.00										
Haddon Heights Borough	Total	6110	4079	66.76	1543	1309	1815	1653	1283	1247	63			
Total - TC-Election Day		6110	2913	47.68	1106	916	1245	1152	903	833	30			
Total - TC-Emergency		6110	0	0.00										
Total - TC-Mail-In Ballot		6110	1039	17.00	380	352	511	450	341	370	30			
Total - TC-Provisional		6110	127	2.08	57	41	59	51	39	44	3			
Total - TC-Rejected Ballots		6110	0	0.00										
Contest Total		6110	4079	66.76	1543	1309	1815	1653	1283	1247	63			

Local BOE- Haddon Township

		Registered	Ballots Cast	Turnout (%)	James R. LEX	Allison RODMAN	Write-In	Amy Foley	David Ricci	Chris Cook	William Mann	Cynthia Nelson Marr	Craig Roncace
Haddon Twp Dist 1	Total	942	473	50.21	257	282	23	8	13	46	9	7	8
Haddon Twp Dist 2	Total	724	319	44.06	168	192	12	14	3	39	5	3	9
Haddon Twp Dist 3	Total	1105	575	52.04	349	310	18	66	36	33	9	6	12
Haddon Twp Dist 4	Total	684	343	50.15	141	182	5		14	9	16	6	7
Haddon Twp Dist 5	Total	501	248	49.50	124	157	8	2	4	4	4	1	4
Haddon Twp Dist 6	Total	702	319	45.44	138	170	7	1	10	3	8		3
Haddon Twp Dist 7	Total	663	375	56.56	228	233	24	41	24	20	9	3	7
Haddon Twp Dist 8	Total	949	397	41.83	203	220	24	13	60	7	12	1	3
Haddon Twp Dist 9	Total	617	305	49.43	157	176	14	9	10	4	18	2	4
Haddon Twp Dist 10	Total	678	316	46.61	143	169	15	7	16	3	11	1	6
Haddon Twp Dist 11	Total	911	495	54.34	312	294	29	36	29	19	13	4	8
Haddon Twp Dist 12	Total	1342	721	53.73	330	368	31	19	151	12	25	2	18
Haddon Twp Dist 13	Total	695	359	51.65	185	214	15	5	16	5	8	10	7
Haddon Twp Dist 14	Total	700	331	47.29	157	187	17	6	18	9	13	14	19
Haddon Twp Dist 15	Total	682	326	47.80	148	167	4	2	10		2	4	1
Haddon Twp Mail-In Ballot	Total	0	1511	0.00	965	981	368						
Haddon Twp Provisional	Total	0	215	0.00	108	109	67						
Haddon Twp Emergency Ballots	Total	0	0	0.00									
Haddon Twp	TC-Election Day	11895	5902	49.62	3040	3321	246	229	414	213	162	64	116
Haddon Twp	TC-Emergency	11895	0	0.00									
Haddon Twp	TC-Mail-In Ballot	11895	1511	12.70	965	981	368						
Haddon Twp	TC-Provisional	11895	215	1.81	108	109	67						
Haddon Twp	TC-Rejected Ballots	11895	0	0.00									
Haddon Twp	Total	11895	7628	64.13	4113	4411	681	229	414	213	162	64	116
Total - TC-Election Day		11895	5902	49.62	3040	3321	246	229	414	213	162	64	116
Total - TC-Emergency		11895	0	0.00									
Total - TC-Mail-In Ballot		11895	1511	12.70	965	981	368						
Total - TC-Provisional		11895	215	1.81	108	109	67						
Total - TC-Rejected Ballots		11895	0	0.00									
Contest Total		11895	7628	64.13	4113	4411	681	229	414	213	162	64	116

Local BOE-Hi-Nella Boro UNEX 1Yr

		Registered	Ballots Cast	Turnout (%)	Write-In								
Hi-Nella Dist 1	Total	622	236	37.94	3								
Hi Nella Mail-In Ballot	Total	0	40	0.00	2								
Hi Nella Provisional	Total	0	10	0.00									
Hi Nella Emergency Ballots	Total	0	0	0.00									
Hi-Nella Borough	TC-Election Day	622	236	37.94	3								
Hi-Nella Borough	TC-Emergency	622	0	0.00									
Hi-Nella Borough	TC-Mail-In Ballot	622	40	6.43	2								
Hi-Nella Borough	TC-Provisional	622	10	1.61									
Hi-Nella Borough	TC-Rejected Ballots	622	0	0.00									
Hi-Nella Borough	Total	622	286	45.98	5								
Total - TC-Election Day		622	236	37.94	3								
Total - TC-Emergency		622	0	0.00									
Total - TC-Mail-In Ballot		622	40	6.43	2								
Total - TC-Provisional		622	10	1.61									
Total - TC-Rejected Ballots		622	0	0.00									
Contest Total		622	286	45.98	5								

Local BOE-Hi-Nella Boro UNEX 2YR

		Registered	Ballots Cast	Turnout (%)	Write-In								
Hi-Nella Dist 1	Total	622	236	37.94	4								
Hi Nella Mail-In Ballot	Total	0	40	0.00	4								
Hi Nella Provisional	Total	0	10	0.00									
Hi Nella Emergency Ballots	Total	0	0	0.00									
Hi-Nella Borough	TC-Election Day	622	236	37.94	4								
Hi-Nella Borough	TC-Emergency	622	0	0.00									
Hi-Nella Borough	TC-Mail-In Ballot	622	40	6.43	4								
Hi-Nella Borough	TC-Provisional	622	10	1.61									
Hi-Nella Borough	TC-Rejected Ballots	622	0	0.00									
Hi-Nella Borough	Total	622	286	45.98	8								
Total - TC-Election Day		622	236	37.94	4								
Total - TC-Emergency		622	0	0.00									
Total - TC-Mail-In Ballot		622	40	6.43	4								
Total - TC-Provisional		622	10	1.61									
Total - TC-Rejected Ballots		622	0	0.00									
Contest Total		622	286	45.98	8								

Local BOE-Hi Nella Boro

		Registered	Ballots Cast	Turnout (%)	Write-In								
Hi-Nella Dist 1	Total	622	236	37.94	3								
Hi Nella Mail-In Ballot	Total	0	40	0.00	2								
Hi Nella Provisional	Total	0	10	0.00									
Hi Nella Emergency Ballots	Total	0	0	0.00									
Hi-Nella Borough	TC-Election Day	622	236	37.94	3								
Hi-Nella Borough	TC-Emergency	622	0	0.00									
Hi-Nella Borough	TC-Mail-In Ballot	622	40	6.43	2								
Hi-Nella Borough	TC-Provisional	622	10	1.61									
Hi-Nella Borough	TC-Rejected Ballots	622	0	0.00									
Hi-Nella Borough	Total	622	286	45.98	5								
Total - TC-Election Day		622	236	37.94	3								
Total - TC-Emergency		622	0	0.00									
Total - TC-Mail-In Ballot		622	40	6.43	2								
Total - TC-Provisional		622	10	1.61									
Total - TC-Rejected Ballots		622	0	0.00									
Contest Total		622	286	45.98	5								

Local BOE- Laurel Springs Boro

		Registered	Ballots Cast	Turnout (%)	Cathy VINS SIMS	Erik STONES	Doris A. WALSH	Write-In					
Laurel Springs Dist 1	Total	689	323	46.88	219	184	189	5					
Laurel Springs Dist 2	Total	761	375	49.28	256	233	226	11					
Laurel Springs Mail-In Ballot	Total	0	155	0.00	125	114	110	5					
Laurel Springs Provisional	Total	0	24	0.00	15	16	16						
Laurel Springs Emergency Ballots	Total	0	0	0.00									
Laurel Springs Borough	TC-Election Day	1450	698	48.14	475	417	415	16					
Laurel Springs Borough	TC-Emergency	1450	0	0.00									
Laurel Springs Borough	TC-Mail-In Ballot	1450	155	10.69	125	114	110	5					
Laurel Springs Borough	TC-Provisional	1450	24	1.66	15	16	16						
Laurel Springs Borough	TC-Rejected Ballots	1450	0	0.00									
Laurel Springs Borough	Total	1450	877	60.48	615	547	541	21					
Total - TC-Election Day		1450	698	48.14	475	417	415	16					
Total - TC-Emergency		1450	0	0.00									
Total - TC-Mail-In Ballot		1450	155	10.69	125	114	110	5					
Total - TC-Provisional		1450	24	1.66	15	16	16						
Total - TC-Rejected Ballots		1450	0	0.00									
Contest Total		1450	877	60.48	615	547	541	21					

Local BOE- Lawnside Boro

		Registered	Ballots Cast	Turnout (%)	Sabrina FOREST	MarshaLee A. WRIGHT	Deborah DEABREU	William W. JORDAN	Write-In				
Lawnside Dist 1	Total	1136	577	50.79	214	213	176	87	4				
Lawnside Dist 2	Total	1192	576	48.32	229	239	211	115	4				
Lawnside Mail-In Ballot	Total	0	201	0.00	114	108	87	79	7				
Lawnside Provisional	Total	0	30	0.00	16	16	8	13					
Lawnside Emergency Ballots	Total	0	0	0.00									
Lawnside Borough	TC-Election Day	2328	1153	49.53	443	452	387	202	8				
Lawnside Borough	TC-Emergency	2328	0	0.00									
Lawnside Borough	TC-Mail-In Ballot	2328	201	8.63	114	108	87	79	7				
Lawnside Borough	TC-Provisional	2328	30	1.29	16	16	8	13					
Lawnside Borough	TC-Rejected Ballots	2328	0	0.00									
Lawnside Borough	Total	2328	1384	59.45	573	576	482	294	15				
Total - TC-Election Day		2328	1153	49.53	443	452	387	202	8				
Total - TC-Emergency		2328	0	0.00									
Total - TC-Mail-In Ballot		2328	201	8.63	114	108	87	79	7				
Total - TC-Provisional		2328	30	1.29	16	16	8	13					
Total - TC-Rejected Ballots		2328	0	0.00									
Contest Total		2328	1384	59.45	573	576	482	294	15				

Local BOE-Lindenwold Boro UNEX

		Registered	Ballots Cast	Turnout (%)	Kelly A. MC LAREN	Write-In							
Lindenwold Dist 1	Total	1307	433	33.13	261	1							
Lindenwold Dist 2	Total	1152	431	37.41	249	1							
Lindenwold Dist 3	Total	925	380	41.08	228	3							
Lindenwold Dist 4	Total	1457	510	35.00	297	3							
Lindenwold Dist 5	Total	1283	366	28.53	202								
Lindenwold Dist 6	Total	1269	441	34.75	238	2							
Lindenwold Dist 7	Total	855	243	28.42	142	3							
Lindenwold Dist 8	Total	1364	437	32.04	236	1							
Lindenwold Dist 9	Total	670	255	38.06	134	4							
Lindenwold Mail-In Ballot	Total	0	900	0.00	612	4							
Lindenwold Provisional	Total	0	178	0.00	103	1							
Lindenwold Emergency Ballots	Total	0	0	0.00									
Lindenwold Borough	TC-Election Day	10282	3496	34.00	1987	18							
Lindenwold Borough	TC-Emergency	10282	0	0.00									
Lindenwold Borough	TC-Mail-In Ballot	10282	900	8.75	612	4							
Lindenwold Borough	TC-Provisional	10282	178	1.73	103	1							
Lindenwold Borough	TC-Rejected Ballots	10282	0	0.00									
Lindenwold Borough	Total	10282	4574	44.49	2702	23							
Total - TC-Election Day		10282	3496	34.00	1987	18							
Total - TC-Emergency		10282	0	0.00									
Total - TC-Mail-In Ballot		10282	900	8.75	612	4							
Total - TC-Provisional		10282	178	1.73	103	1							
Total - TC-Rejected Ballots		10282	0	0.00									
Contest Total		10282	4574	44.49	2702	23							

Local BOE- Lindenwold Boro

		Registered	Ballots Cast	Turnout (%)	Jo-Ann ENGELS	Eileen RUSSELL	Marsina HERSHMAN	Write-In					
Lindenwold Dist 1	Total	1307	433	33.13	247	249	241						
Lindenwold Dist 2	Total	1152	431	37.41	231	227	228						
Lindenwold Dist 3	Total	925	380	41.08	211	214	205	1					
Lindenwold Dist 4	Total	1457	510	35.00	268	278	270	6					
Lindenwold Dist 5	Total	1283	366	28.53	176	177	174						
Lindenwold Dist 6	Total	1269	441	34.75	201	215	203						
Lindenwold Dist 7	Total	855	243	28.42	122	118	113						
Lindenwold Dist 8	Total	1364	437	32.04	208	213	208						
Lindenwold Dist 9	Total	670	255	38.06	125	129	126	1					
Lindenwold Mail-In Ballot	Total	0	900	0.00	605	595	589	4					
Lindenwold Provisional	Total	0	178	0.00	95	95	92	4					
Lindenwold Emergency Ballots	Total	0	0	0.00									
Lindenwold Borough	TC-Election Day	10282	3496	34.00	1789	1820	1768	8					
Lindenwold Borough	TC-Emergency	10282	0	0.00									
Lindenwold Borough	TC-Mail-In Ballot	10282	900	8.75	605	595	589	4					
Lindenwold Borough	TC-Provisional	10282	178	1.73	95	95	92	4					
Lindenwold Borough	TC-Rejected Ballots	10282	0	0.00									
Lindenwold Borough	Total	10282	4574	44.49	2489	2510	2449	16					
Total - TC-Election Day		10282	3496	34.00	1789	1820	1768	8					
Total - TC-Emergency		10282	0	0.00									
Total - TC-Mail-In Ballot		10282	900	8.75	605	595	589	4					
Total - TC-Provisional		10282	178	1.73	95	95	92	4					
Total - TC-Rejected Ballots		10282	0	0.00									
Contest Total		10282	4574	44.49	2489	2510	2449	16					

Sterling Regional BOE-Magnolia Boro

		Registered	Ballots Cast	Turnout (%)	Daniel RADCLIFF	Write-In							
Magnolia Dist 1	Total	837	340	40.62	217								
Magnolia Dist 2	Total	662	284	42.90	174								
Magnolia Dist 3	Total	791	313	39.57	207	1							
Magnolia Dist 4	Total	815	368	45.15	234	1							
Magnolia Mail-In Ballot	Total	0	284	0.00	190	2							
Magnolia Provisional	Total	0	55	0.00	31								
Magnolia Emergency Ballots	Total	0	0	0.00									
Magnolia Borough	TC-Election Day	3105	1305	42.03	832	2							
Magnolia Borough	TC-Emergency	3105	0	0.00									
Magnolia Borough	TC-Mail-In Ballot	3105	284	9.15	190	2							
Magnolia Borough	TC-Provisional	3105	55	1.77	31								
Magnolia Borough	TC-Rejected Ballots	3105	0	0.00									
Magnolia Borough	Total	3105	1644	52.95	1053	4							
Total - TC-Election Day		3105	1305	42.03	832	2							
Total - TC-Emergency		3105	0	0.00									
Total - TC-Mail-In Ballot		3105	284	9.15	190	2							
Total - TC-Provisional		3105	55	1.77	31								
Total - TC-Rejected Ballots		3105	0	0.00									
Contest Total		3105	1644	52.95	1053	4							

Local BOE-Magnolia Boro UNEX

		Registered	Ballots Cast	Turnout (%)	Eric M. VIROSTEK	Write-In								
Magnolia Dist 1	Total	837	340	40.62	212									
Magnolia Dist 2	Total	662	284	42.90	173									
Magnolia Dist 3	Total	791	313	39.57	207	1								
Magnolia Dist 4	Total	815	368	45.15	231	2								
Magnolia Mail-In Ballot	Total	0	284	0.00	190	1								
Magnolia Provisional	Total	0	55	0.00	33									
Magnolia Emergency Ballots	Total	0	0	0.00										
Magnolia Borough	TC-Election Day	3105	1305	42.03	823	3								
Magnolia Borough	TC-Emergency	3105	0	0.00										
Magnolia Borough	TC-Mail-In Ballot	3105	284	9.15	190	1								
Magnolia Borough	TC-Provisional	3105	55	1.77	33									
Magnolia Borough	TC-Rejected Ballots	3105	0	0.00										
Magnolia Borough	Total	3105	1644	52.95	1046	4								
Total - TC-Election Day		3105	1305	42.03	823	3								
Total - TC-Emergency		3105	0	0.00										
Total - TC-Mail-In Ballot		3105	284	9.15	190	1								
Total - TC-Provisional		3105	55	1.77	33									
Total - TC-Rejected Ballots		3105	0	0.00										
Contest Total		3105	1644	52.95	1046	4								

Local BOE-Magnolia Boro

		Registered	Ballots Cast	Turnout (%)	P. Nick D'AMICO	Rebecca AMMIEN	Write-In						
Magnolia Dist 1	Total	837	340	40.62	200	199	2						
Magnolia Dist 2	Total	662	284	42.90	169	165							
Magnolia Dist 3	Total	791	313	39.57	194	194	3						
Magnolia Dist 4	Total	815	368	45.15	223	215	2						
Magnolia Mail-In Ballot	Total	0	284	0.00	191	181	2						
Magnolia Provisional	Total	0	55	0.00	35	27							
Magnolia Emergency Ballots	Total	0	0	0.00									
Magnolia Borough	TC-Election Day	3105	1305	42.03	786	773	7						
Magnolia Borough	TC-Emergency	3105	0	0.00									
Magnolia Borough	TC-Mail-In Ballot	3105	284	9.15	191	181	2						
Magnolia Borough	TC-Provisional	3105	55	1.77	35	27							
Magnolia Borough	TC-Rejected Ballots	3105	0	0.00									
Magnolia Borough	Total	3105	1644	52.95	1012	981	9						
Total - TC-Election Day		3105	1305	42.03	786	773	7						
Total - TC-Emergency		3105	0	0.00									
Total - TC-Mail-In Ballot		3105	284	9.15	191	181	2						
Total - TC-Provisional		3105	55	1.77	35	27							
Total - TC-Rejected Ballots		3105	0	0.00									
Contest Total		3105	1644	52.95	1012	981	9						

Local BOE- Merchantville Boro

		Registered	Ballots Cast	Turnout (%)	Elliot HONIGFELD	Marc CARCANAGUE	Write-In	Daniel Licata						
Merchantville Dist 1	Total	1208	571	47.27	298	277	44	50						
Merchantville Dist 2	Total	770	358	46.49	173	160	27	15						
Merchantville Dist 3	Total	818	302	36.92	142	125	39	9						
Merchantville Mail-In Ballot	Total	0	273	0.00	161	158	34							
Merchantville Provisional	Total	0	43	0.00	25	24	9							
Merchantville Emergency Ballots	Total	0	0	0.00										
Merchantville Borough	TC-Election Day	2796	1231	44.03	613	562	110	74						
Merchantville Borough	TC-Emergency	2796	0	0.00										
Merchantville Borough	TC-Mail-In Ballot	2796	273	9.76	161	158	34							
Merchantville Borough	TC-Provisional	2796	43	1.54	25	24	9							
Merchantville Borough	TC-Rejected Ballots	2796	0	0.00										
Merchantville Borough	Total	2796	1547	55.33	799	744	153	74						
Total - TC-Election Day		2796	1231	44.03	613	562	110	74						
Total - TC-Emergency		2796	0	0.00										
Total - TC-Mail-In Ballot		2796	273	9.76	161	158	34							
Total - TC-Provisional		2796	43	1.54	25	24	9							
Total - TC-Rejected Ballots		2796	0	0.00										
Contest Total		2796	1547	55.33	799	744	153	74						

Local BOE-Mt Ephriam Boro UNEX

		Registered	Ballots Cast	Turnout (%)	Write-In	Brian Cavallaro							
Mt Ephraim Dist 1	Total	791	359	45.39	14	5							
Mt Ephraim Dist 2	Total	903	432	47.84	11	13							
Mt Ephraim Dist 3	Total	872	367	42.09	18	30							
Mt Ephraim Dist 4	Total	839	336	40.05	19	9							
Mt. Ephraim Mail-In Ballot	Total	0	361	0.00	9								
Mt. Ephraim Provisional	Total	0	30	0.00									
Mt. Ephraim Emergency Ballots	Total	0	0	0.00									
Mount Ephraim Borough	TC-Election Day	3405	1494	43.88	62	57							
Mount Ephraim Borough	TC-Emergency	3405	0	0.00									
Mount Ephraim Borough	TC-Mail-In Ballot	3405	361	10.60	9								
Mount Ephraim Borough	TC-Provisional	3405	30	0.88									
Mount Ephraim Borough	TC-Rejected Ballots	3405	0	0.00									
Mount Ephraim Borough	Total	3405	1885	55.36	71	57							
Total - TC-Election Day		3405	1494	43.88	62	57							
Total - TC-Emergency		3405	0	0.00									
Total - TC-Mail-In Ballot		3405	361	10.60	9								
Total - TC-Provisional		3405	30	0.88									
Total - TC-Rejected Ballots		3405	0	0.00									
Contest Total		3405	1885	55.36	71	57							

Local BOE- Mt Ephraim Boro

		Registered	Ballots Cast	Turnout (%)	Holly MARRONE	Karen J. POPELAK	Write-In						
Mt Ephraim Dist 1	Total	791	359	45.39	187	184	1						
Mt Ephraim Dist 2	Total	903	432	47.84	236	241	6						
Mt Ephraim Dist 3	Total	872	367	42.09	174	191	7						
Mt Ephraim Dist 4	Total	839	336	40.05	175	178							
Mt. Ephraim Mail-In Ballot	Total	0	361	0.00	242	247	1						
Mt. Ephraim Provisional	Total	0	30	0.00	19	19							
Mt. Ephraim Emergency Ballots	Total	0	0	0.00									
Mount Ephraim Borough	TC-Election Day	3405	1494	43.88	772	794	14						
Mount Ephraim Borough	TC-Emergency	3405	0	0.00									
Mount Ephraim Borough	TC-Mail-In Ballot	3405	361	10.60	242	247	1						
Mount Ephraim Borough	TC-Provisional	3405	30	0.88	19	19							
Mount Ephraim Borough	TC-Rejected Ballots	3405	0	0.00									
Mount Ephraim Borough	Total	3405	1885	55.36	1033	1060	15						
Total - TC-Election Day		3405	1494	43.88	772	794	14						
Total - TC-Emergency		3405	0	0.00									
Total - TC-Mail-In Ballot		3405	361	10.60	242	247	1						
Total - TC-Provisional		3405	30	0.88	19	19							
Total - TC-Rejected Ballots		3405	0	0.00									
Contest Total		3405	1885	55.36	1033	1060	15						

Local BOE- Oaklyn Boro

		Registered	Ballots Cast	Turnout (%)	Therese MARMION	Denise BUCZKO	Matthew H. HALE	Write-In					
Oaklyn Dist 1	Total	687	340	49.49	202	198	199						
Oaklyn Dist 2	Total	853	360	42.20	184	187	184	3					
Oaklyn Dist 3	Total	765	344	44.97	172	170	171	4					
Oaklyn Dist 4	Total	719	371	51.60	219	227	225	9					
Oaklyn Mail-In Ballot	Total	0	236	0.00	154	157	157	6					
Oaklyn Provisional	Total	0	60	0.00	40	41	42	3					
Oaklyn Emergency Ballots	Total	0	0	0.00									
Oaklyn Borough	TC-Election Day	3024	1415	46.79	777	782	779	16					
Oaklyn Borough	TC-Emergency	3024	0	0.00									
Oaklyn Borough	TC-Mail-In Ballot	3024	236	7.80	154	157	157	6					
Oaklyn Borough	TC-Provisional	3024	60	1.98	40	41	42	3					
Oaklyn Borough	TC-Rejected Ballots	3024	0	0.00									
Oaklyn Borough	Total	3024	1711	56.58	971	980	978	25					
Total - TC-Election Day		3024	1415	46.79	777	782	779	16					
Total - TC-Emergency		3024	0	0.00									
Total - TC-Mail-In Ballot		3024	236	7.80	154	157	157	6					
Total - TC-Provisional		3024	60	1.98	40	41	42	3					
Total - TC-Rejected Ballots		3024	0	0.00									
Contest Total		3024	1711	56.58	971	980	978	25					

Local BOE-Pennsauken Twp UNEX

		Registered	Ballots Cast	Turnout (%)	Michael HURLEY	Write-In							
Pennsauken Dist 1	Total	1086	421	38.77	230	2							
Pennsauken Dist 2	Total	1521	622	40.89	321								
Pennsauken Dist 3	Total	1050	453	43.14	256	1							
Pennsauken Dist 4	Total	1470	552	37.55	284	3							
Pennsauken Dist 5	Total	776	371	47.81	239	4							
Pennsauken Dist 6	Total	1070	471	44.02	231	1							
Pennsauken Dist 7	Total	1303	478	36.68	269	3							
Pennsauken Dist 8	Total	930	389	41.83	219								
Pennsauken Dist 9	Total	958	293	30.58	156	1							
Pennsauken Dist 10	Total	886	405	45.71	226	2							
Pennsauken Dist 11	Total	1019	470	46.12	283	1							
Pennsauken Dist 12	Total	853	352	41.27	194	2							
Pennsauken Dist 13	Total	842	364	43.23	214								
Pennsauken Dist 14	Total	1057	461	43.61	269	3							
Pennsauken Dist 15	Total	1291	468	36.25	234								
Pennsauken Dist 16	Total	795	273	34.34	124								
Pennsauken Dist 17	Total	1370	512	37.37	279								
Pennsauken Dist 18	Total	1304	554	42.48	320	2							
Pennsauken Dist 19	Total	662	267	40.33	157	3							
Pennsauken Dist 20	Total	809	330	40.79	137	2							
Pennsauken Dist 21	Total	727	280	38.51	142	1							
Pennsauken Dist 22	Total	806	357	44.29	190								
Pennsauken Dist 23	Total	812	367	45.20	185								
Pennsauken Dist 24	Total	671	211	31.45	104								
Pennsauken Mail-In Ballot	Total	0	1966	0.00	1338	22							
Pennsauken Provisional	Total	0	362	0.00	195	1							
Pennsauken Emergency Ballots	Total	0	0	0.00									
Pennsauken Twp	TC-Election Day	24068	9721	40.39	5263	31							
Pennsauken Twp	TC-Emergency	24068	0	0.00									
Pennsauken Twp	TC-Mail-In Ballot	24068	1966	8.17	1338	22							
Pennsauken Twp	TC-Provisional	24068	362	1.50	195	1							
Pennsauken Twp	TC-Rejected Ballots	24068	0	0.00									
Pennsauken Twp	Total	24068	12049	50.06	6796	54							
Total - TC-Election Day		24068	9721	40.39	5263	31							
Total - TC-Emergency		24068	0	0.00									
Total - TC-Mail-In Ballot		24068	1966	8.17	1338	22							
Total - TC-Provisional		24068	362	1.50	195	1							
Total - TC-Rejected Ballots		24068	0	0.00									
Contest Total		24068	12049	50.06	6796	54							

Local BOE- Pennsauken Township

		Registered	Ballots Cast	Turnout (%)	Samir John JARBOUH-RAFEH	Diane E. JOHNSON	Scott LA VINE	Write-In					
Pennsauken Dist 1	Total	1086	421	38.77	185	211	184	3					
Pennsauken Dist 2	Total	1521	622	40.89	284	308	280						
Pennsauken Dist 3	Total	1050	453	43.14	224	236	222						
Pennsauken Dist 4	Total	1470	552	37.55	226	266	225	1					
Pennsauken Dist 5	Total	776	371	47.81	210	232	208	5					
Pennsauken Dist 6	Total	1070	471	44.02	216	224	210	1					
Pennsauken Dist 7	Total	1303	478	36.68	234	261	231	2					
Pennsauken Dist 8	Total	930	389	41.83	210	210	200						
Pennsauken Dist 9	Total	958	293	30.58	131	149	131	4					
Pennsauken Dist 10	Total	886	405	45.71	189	216	193	2					
Pennsauken Dist 11	Total	1019	470	46.12	243	275	246	1					
Pennsauken Dist 12	Total	853	352	41.27	173	185	166	1					
Pennsauken Dist 13	Total	842	364	43.23	187	200	183						
Pennsauken Dist 14	Total	1057	461	43.61	216	253	215	7					
Pennsauken Dist 15	Total	1291	468	36.25	197	219	190	1					
Pennsauken Dist 16	Total	795	273	34.34	96	122	94						
Pennsauken Dist 17	Total	1370	512	37.37	246	274	246						
Pennsauken Dist 18	Total	1304	554	42.48	275	304	277	1					
Pennsauken Dist 19	Total	662	267	40.33	136	146	131	7					
Pennsauken Dist 20	Total	809	330	40.79	119	133	118	3					
Pennsauken Dist 21	Total	727	280	38.51	127	138	124						
Pennsauken Dist 22	Total	806	357	44.29	164	180	163						
Pennsauken Dist 23	Total	812	367	45.20	164	180	157						
Pennsauken Dist 24	Total	671	211	31.45	82	93	81						
Pennsauken Mail-In Ballot	Total	0	1966	0.00	1246	1309	1271	62					
Pennsauken Provisional	Total	0	362	0.00	177	186	167	10					
Pennsauken Emergency Ballots	Total	0	0	0.00									
Pennsauken Twp	TC-Election Day	24068	9721	40.39	4534	5015	4475	39					
Pennsauken Twp	TC-Emergency	24068	0	0.00									
Pennsauken Twp	TC-Mail-In Ballot	24068	1966	8.17	1246	1309	1271	62					
Pennsauken Twp	TC-Provisional	24068	362	1.50	177	186	167	10					
Pennsauken Twp	TC-Rejected Ballots	24068	0	0.00									
Pennsauken Twp	Total	24068	12049	50.06	5957	6510	5913	111					
Total - TC-Election Day		24068	9721	40.39	4534	5015	4475	39					
Total - TC-Emergency		24068	0	0.00									
Total - TC-Mail-In Ballot		24068	1966	8.17	1246	1309	1271	62					
Total - TC-Provisional		24068	362	1.50	177	186	167	10					
Total - TC-Rejected Ballots		24068	0	0.00									
Contest Total		24068	12049	50.06	5957	6510	5913	111					

Local BOE Pine Hill Boro UNEX 1Yr

		Registered	Ballots Cast	Turnout (%)	Christine BOYD	Write-In							
Pine Hill Dist 1	Total	1007	394	39.13	243								
Pine Hill Dist 2	Total	1163	449	38.61	248	3							
Pine Hill Dist 3	Total	1226	489	39.89	293	1							
Pine Hill Dist 4	Total	1299	429	33.03	255	3							
Pine Hill Dist 5	Total	1279	486	38.00	291	1							
Pine Hill Dist 6	Total	966	257	26.60	136	1							
Pine Hill Mail-In Ballot	Total	0	639	0.00	426	4							
Pine Hill Provisional	Total	0	100	0.00	61	2							
Pine Hill Emergency Ballots	Total	0	0	0.00									
Pine Hill Borough	TC-Election Day	6940	2504	36.08	1466	9							
Pine Hill Borough	TC-Emergency	6940	0	0.00									
Pine Hill Borough	TC-Mail-In Ballot	6940	639	9.21	426	4							
Pine Hill Borough	TC-Provisional	6940	100	1.44	61	2							
Pine Hill Borough	TC-Rejected Ballots	6940	0	0.00									
Pine Hill Borough	Total	6940	3243	46.73	1953	15							
Total - TC-Election Day		6940	2504	36.08	1466	9							
Total - TC-Emergency		6940	0	0.00									
Total - TC-Mail-In Ballot		6940	639	9.21	426	4							
Total - TC-Provisional		6940	100	1.44	61	2							
Total - TC-Rejected Ballots		6940	0	0.00									
Contest Total		6940	3243	46.73	1953	15							

Local BOE-Pine Hill Boro UNEX 2Yr

		Registered	Ballots Cast	Turnout (%)	Write-In	Martin Mendetta	Elizabeth King						
Pine Hill Dist 1	Total	1007	394	39.13	5		2						
Pine Hill Dist 2	Total	1163	449	38.61	15		1						
Pine Hill Dist 3	Total	1226	489	39.89	10		1						
Pine Hill Dist 4	Total	1299	429	33.03	10								
Pine Hill Dist 5	Total	1279	486	38.00	22		5						
Pine Hill Dist 6	Total	966	257	26.60	4	9							
Pine Hill Mail-In Ballot	Total	0	639	0.00	28								
Pine Hill Provisional	Total	0	100	0.00	3								
Pine Hill Emergency Ballots	Total	0	0	0.00									
Pine Hill Borough	TC-Election Day	6940	2504	36.08	66	9	9						
Pine Hill Borough	TC-Emergency	6940	0	0.00									
Pine Hill Borough	TC-Mail-In Ballot	6940	639	9.21	28								
Pine Hill Borough	TC-Provisional	6940	100	1.44	3								
Pine Hill Borough	TC-Rejected Ballots	6940	0	0.00									
Pine Hill Borough	Total	6940	3243	46.73	97	9	9						
Total - TC-Election Day		6940	2504	36.08	66	9	9						
Total - TC-Emergency		6940	0	0.00									
Total - TC-Mail-In Ballot		6940	639	9.21	28								
Total - TC-Provisional		6940	100	1.44	3								
Total - TC-Rejected Ballots		6940	0	0.00									
Contest Total		6940	3243	46.73	97	9	9						

Local BOE- Pine Hill Boro

		Registered	Ballots Cast	Turnout (%)	Angela E. NOLAN COOPER	Sharon M. YOUNG	Zipporah DANIELS-BROWNE	Write-In					
Pine Hill Dist 1	Total	1007	394	39.13	221	218	209						
Pine Hill Dist 2	Total	1163	449	38.61	226	236	221	7					
Pine Hill Dist 3	Total	1226	489	39.89	267	272	259						
Pine Hill Dist 4	Total	1299	429	33.03	223	232	214	1					
Pine Hill Dist 5	Total	1279	486	38.00	266	268	244	4					
Pine Hill Dist 6	Total	966	257	26.60	124	125	113						
Pine Hill Mail-In Ballot	Total	0	639	0.00	418	425	415	6					
Pine Hill Provisional	Total	0	100	0.00	56	60	54	2					
Pine Hill Emergency Ballots	Total	0	0	0.00									
Pine Hill Borough	TC-Election Day	6940	2504	36.08	1327	1351	1260	12					
Pine Hill Borough	TC-Emergency	6940	0	0.00									
Pine Hill Borough	TC-Mail-In Ballot	6940	639	9.21	418	425	415	6					
Pine Hill Borough	TC-Provisional	6940	100	1.44	56	60	54	2					
Pine Hill Borough	TC-Rejected Ballots	6940	0	0.00									
Pine Hill Borough	Total	6940	3243	46.73	1801	1836	1729	20					
Total - TC-Election Day		6940	2504	36.08	1327	1351	1260	12					
Total - TC-Emergency		6940	0	0.00									
Total - TC-Mail-In Ballot		6940	639	9.21	418	425	415	6					
Total - TC-Provisional		6940	100	1.44	56	60	54	2					
Total - TC-Rejected Ballots		6940	0	0.00									
Contest Total		6940	3243	46.73	1801	1836	1729	20					

Local BOE-Runnemedede Boro UNEX

		Registered	Ballots Cast	Turnout (%)	Barbara SAMS	Write-In							
Runnemedede Dist 1	Total	741	265	35.76	157	2							
Runnemedede Dist 2	Total	1036	364	35.14	223	1							
Runnemedede Dist 3	Total	737	259	35.14	150	2							
Runnemedede Dist 4	Total	885	360	40.68	207	4							
Runnemedede Dist 5	Total	1369	487	35.57	257								
Runnemedede Dist 6	Total	1104	444	40.22	242	1							
Runnemedede Mail-In Ballot	Total	0	665	0.00	419	9							
Runnemedede Provisional	Total	0	70	0.00	34								
Runnemedede Emergency Ballots	Total	0	0	0.00									
Runnemedede Borough	TC-Election Day	5872	2179	37.11	1236	10							
Runnemedede Borough	TC-Emergency	5872	0	0.00									
Runnemedede Borough	TC-Mail-In Ballot	5872	665	11.32	419	9							
Runnemedede Borough	TC-Provisional	5872	70	1.19	34								
Runnemedede Borough	TC-Rejected Ballots	5872	0	0.00									
Runnemedede Borough	Total	5872	2914	49.63	1689	19							
Total - TC-Election Day		5872	2179	37.11	1236	10							
Total - TC-Emergency		5872	0	0.00									
Total - TC-Mail-In Ballot		5872	665	11.32	419	9							
Total - TC-Provisional		5872	70	1.19	34								
Total - TC-Rejected Ballots		5872	0	0.00									
Contest Total		5872	2914	49.63	1689	19							

Local BOE- Runnemedede Boro

		Registered	Ballots Cast	Turnout (%)	Patricia ADAIR	Samantha SAMPOLSKI-SPAULDING	Charles D. BUCHHEIM	Write-In						
Runnemedede Dist 1	Total	741	265	35.76	152	154	144	4						
Runnemedede Dist 2	Total	1036	364	35.14	209	216	195	4						
Runnemedede Dist 3	Total	737	259	35.14	139	145	132	1						
Runnemedede Dist 4	Total	885	360	40.68	199	209	183	2						
Runnemedede Dist 5	Total	1369	487	35.57	238	246	234	1						
Runnemedede Dist 6	Total	1104	444	40.22	240	244	223	4						
Runnemedede Mail-In Ballot	Total	0	665	0.00	419	430	417	25						
Runnemedede Provisional	Total	0	70	0.00	33	33	31							
Runnemedede Emergency Ballots	Total	0	0	0.00										
Runnemedede Borough	TC-Election Day	5872	2179	37.11	1177	1214	1111	16						
Runnemedede Borough	TC-Emergency	5872	0	0.00										
Runnemedede Borough	TC-Mail-In Ballot	5872	665	11.32	419	430	417	25						
Runnemedede Borough	TC-Provisional	5872	70	1.19	33	33	31							
Runnemedede Borough	TC-Rejected Ballots	5872	0	0.00										
Runnemedede Borough	Total	5872	2914	49.63	1629	1677	1559	41						
Total - TC-Election Day		5872	2179	37.11	1177	1214	1111	16						
Total - TC-Emergency		5872	0	0.00										
Total - TC-Mail-In Ballot		5872	665	11.32	419	430	417	25						
Total - TC-Provisional		5872	70	1.19	33	33	31							
Total - TC-Rejected Ballots		5872	0	0.00										
Contest Total		5872	2914	49.63	1629	1677	1559	41						

Sterling Regional Member BOE Somerdale UNEX

		Registered	Ballots Cast	Turnout (%)	Write-In	Marc Ritz	Stephanie White						
Somerdale Dist 1	Total	1483	589	39.72	12	9	6						
Somerdale Dist 2	Total	797	322	40.40	4	2	3						
Somerdale Dist 3	Total	782	332	42.46	4	4	2						
Somerdale Dist 4	Total	856	351	41.00	13		2						
Somerdale Mail-In Ballot	Total	0	366	0.00	9								
Somerdale Provisional	Total	0	45	0.00									
Somerdale Emergency Ballots	Total	0	0	0.00									
Somerdale Borough	TC-Election Day	3918	1594	40.68	33	15	13						
Somerdale Borough	TC-Emergency	3918	0	0.00									
Somerdale Borough	TC-Mail-In Ballot	3918	366	9.34	9								
Somerdale Borough	TC-Provisional	3918	45	1.15									
Somerdale Borough	TC-Rejected Ballots	3918	0	0.00									
Somerdale Borough	Total	3918	2005	51.17	42	15	13						
Total - TC-Election Day		3918	1594	40.68	33	15	13						
Total - TC-Emergency		3918	0	0.00									
Total - TC-Mail-In Ballot		3918	366	9.34	9								
Total - TC-Provisional		3918	45	1.15									
Total - TC-Rejected Ballots		3918	0	0.00									
Contest Total		3918	2005	51.17	42	15	13						

Sterling Regional Member BOE Somerdale

		Registered	Ballots Cast	Turnout (%)	Barbara OKESON-BRANDT	Write-In							
Somerdale Dist 1	Total	1483	589	39.72	293	3							
Somerdale Dist 2	Total	797	322	40.40	154	1							
Somerdale Dist 3	Total	782	332	42.46	142								
Somerdale Dist 4	Total	856	351	41.00	171	1							
Somerdale Mail-In Ballot	Total	0	366	0.00	202	3							
Somerdale Provisional	Total	0	45	0.00	24								
Somerdale Emergency Ballots	Total	0	0	0.00									
Somerdale Borough	TC-Election Day	3918	1594	40.68	760	5							
Somerdale Borough	TC-Emergency	3918	0	0.00									
Somerdale Borough	TC-Mail-In Ballot	3918	366	9.34	202	3							
Somerdale Borough	TC-Provisional	3918	45	1.15	24								
Somerdale Borough	TC-Rejected Ballots	3918	0	0.00									
Somerdale Borough	Total	3918	2005	51.17	986	8							
Total - TC-Election Day		3918	1594	40.68	760	5							
Total - TC-Emergency		3918	0	0.00									
Total - TC-Mail-In Ballot		3918	366	9.34	202	3							
Total - TC-Provisional		3918	45	1.15	24								
Total - TC-Rejected Ballots		3918	0	0.00									
Contest Total		3918	2005	51.17	986	8							

Local BOE- Somerdale Boro

		Registered	Ballots Cast	Turnout (%)	Susan A. LOWDEN	Thomas A. LEAKAN	Kevin M. SMITH	Melissa A. MOORE	Write-In				
Somerdale Dist 1	Total	1483	589	39.72	272	189	234	192	4				
Somerdale Dist 2	Total	797	322	40.40	141	94	138	106	3				
Somerdale Dist 3	Total	782	332	42.46	123	79	115	100	1				
Somerdale Dist 4	Total	856	351	41.00	153	112	135	108					
Somerdale Mail-In Ballot	Total	0	366	0.00	185	116	171	190	4				
Somerdale Provisional	Total	0	45	0.00	21	10	15	18	1				
Somerdale Emergency Ballots	Total	0	0	0.00									
Somerdale Borough	TC-Election Day	3918	1594	40.68	689	474	622	506	8				
Somerdale Borough	TC-Emergency	3918	0	0.00									
Somerdale Borough	TC-Mail-In Ballot	3918	366	9.34	185	116	171	190	4				
Somerdale Borough	TC-Provisional	3918	45	1.15	21	10	15	18	1				
Somerdale Borough	TC-Rejected Ballots	3918	0	0.00									
Somerdale Borough	Total	3918	2005	51.17	895	600	808	714	13				
Total - TC-Election Day		3918	1594	40.68	689	474	622	506	8				
Total - TC-Emergency		3918	0	0.00									
Total - TC-Mail-In Ballot		3918	366	9.34	185	116	171	190	4				
Total - TC-Provisional		3918	45	1.15	21	10	15	18	1				
Total - TC-Rejected Ballots		3918	0	0.00									
Contest Total		3918	2005	51.17	895	600	808	714	13				

Sterling Regional Member BOE Stratford

		Registered	Ballots Cast	Turnout (%)	Paul SIMS	Write-In							
Stratford Dist 1	Total	594	281	47.31	164	4							
Stratford Dist 2	Total	879	363	41.30	228	4							
Stratford Dist 3	Total	852	369	43.31	230	4							
Stratford Dist 4	Total	1034	428	41.39	286	2							
Stratford Dist 5	Total	687	230	33.48	135								
Stratford Dist 6	Total	838	357	42.60	237	8							
Stratford Mail-In Ballot	Total	0	588	0.00	403	9							
Stratford Provisional	Total	0	108	0.00	59	1							
Stratford Emergency Ballots	Total	0	0	0.00									
Stratford Borough	TC-Election Day	4884	2023	41.42	1275	22							
Stratford Borough	TC-Emergency	4884	0	0.00									
Stratford Borough	TC-Mail-In Ballot	4884	593	12.14	408	9							
Stratford Borough	TC-Provisional	4884	108	2.21	59	1							
Stratford Borough	TC-Rejected Ballots	4884	0	0.00									
Stratford Borough	Total	4884	2724	55.77	1742	32							
Total - TC-Election Day		4884	2023	41.42	1275	22							
Total - TC-Emergency		4884	0	0.00									
Total - TC-Mail-In Ballot		4884	593	12.14	408	9							
Total - TC-Provisional		4884	108	2.21	59	1							
Total - TC-Rejected Ballots		4884	0	0.00									
Contest Total		4884	2724	55.77	1742	32							

Local BOE- Stratford Boro

		Registered	Ballots Cast	Turnout (%)	Mandy CONWAY	A. Harry MOFFETT	Lori Ann JONES	Write-In					
Stratford Dist 1	Total	594	281	47.31	161	158	159	12					
Stratford Dist 2	Total	879	363	41.30	202	195	214	24					
Stratford Dist 3	Total	852	369	43.31	209	207	219	7					
Stratford Dist 4	Total	1034	428	41.39	258	241	271	17					
Stratford Dist 5	Total	687	230	33.48	120	117	126						
Stratford Dist 6	Total	838	357	42.60	218	209	230	14					
Stratford Mail-In Ballot	Total	0	588	0.00	396	396	404	23					
Stratford Provisional	Total	0	108	0.00	58	56	62	10					
Stratford Emergency Ballots	Total	0	0	0.00									
Stratford Borough	TC-Election Day	4884	2023	41.42	1163	1122	1214	74					
Stratford Borough	TC-Emergency	4884	0	0.00									
Stratford Borough	TC-Mail-In Ballot	4884	593	12.14	401	401	409	23					
Stratford Borough	TC-Provisional	4884	108	2.21	58	56	62	10					
Stratford Borough	TC-Rejected Ballots	4884	0	0.00									
Stratford Borough	Total	4884	2724	55.77	1622	1579	1685	107					
Total - TC-Election Day		4884	2023	41.42	1163	1122	1214	74					
Total - TC-Emergency		4884	0	0.00									
Total - TC-Mail-In Ballot		4884	593	12.14	401	401	409	23					
Total - TC-Provisional		4884	108	2.21	58	56	62	10					
Total - TC-Rejected Ballots		4884	0	0.00									
Contest Total		4884	2724	55.77	1622	1579	1685	107					

Eastern Cam Co Regional Member BOE Voorhees

		Registered	Ballots Cast	Turnout (%)	Robert L. CAMPBELL	Richard A. TEICHMAN	John D. ROTHMAN	Veronica PARKER	John J. PARKER	Write-In				
Voorhees Dist 1	Total	1453	583	40.12	215	143	80	178	127	2				
Voorhees Dist 2	Total	1328	572	43.07	186	145	83	188	133	1				
Voorhees Dist 3	Total	1294	536	41.42	170	143	89	183	128					
Voorhees Dist 4	Total	1235	322	26.07	71	63	35	111	70					
Voorhees Dist 5	Total	1362	495	36.34	157	99	67	172	103	3				
Voorhees Dist 6	Total	1350	548	40.59	182	146	94	196	166	1				
Voorhees Dist 7	Total	772	333	43.13	101	88	71	118	91					
Voorhees Dist 8	Total	1627	643	39.52	183	152	128	218	150	1				
Voorhees Dist 9	Total	1387	572	41.24	176	129	88	203	141					
Voorhees Dist 10	Total	1033	417	40.37	130	111	81	124	75	2				
Voorhees Dist 11	Total	1041	430	41.31	111	97	78	180	136	2				
Voorhees Dist 12	Total	1010	366	36.24	119	82	67	139	87	2				
Voorhees Dist 13	Total	1365	560	41.03	147	126	92	167	108	4				
Voorhees Dist 14	Total	902	375	41.57	121	89	62	112	72	1				
Voorhees Dist 15	Total	1241	497	40.05	135	119	117	173	133					
Voorhees Dist 16	Total	864	366	42.36	87	78	60	172	161	2				
Voorhees Dist 17	Total	745	313	42.01	55	72	53	104	80					
Voorhees Dist 18	Total	1180	320	27.12	94	68	39	129	60					
Voorhees Dist 19	Total	994	350	35.21	68	59	59	106	75					
Voorhees Mail-In Ballot	Total	0	3510	0.00	995	885	715	1295	812	25				
Voorhees Provisional	Total	0	465	0.00	115	88	81	169	99	2				
Voorhees Emergency Ballots	Total	0	0	0.00										
Voorhees Twp	TC-Election Day	22183	8598	38.76	2508	2009	1443	2973	2096	21				
Voorhees Twp	TC-Emergency	22183	0	0.00										
Voorhees Twp	TC-Mail-In Ballot	22183	3510	15.82	995	885	715	1295	812	25				
Voorhees Twp	TC-Provisional	22183	465	2.10	115	88	81	169	99	2				
Voorhees Twp	TC-Rejected Ballots	22183	0	0.00										
Voorhees Twp	Total	22183	12573	56.68	3618	2982	2239	4437	3007	48				
Total - TC-Election Day		22183	8598	38.76	2508	2009	1443	2973	2096	21				
Total - TC-Emergency		22183	0	0.00										
Total - TC-Mail-In Ballot		22183	3510	15.82	995	885	715	1295	812	25				
Total - TC-Provisional		22183	465	2.10	115	88	81	169	99	2				
Total - TC-Rejected Ballots		22183	0	0.00										
Contest Total		22183	12573	56.68	3618	2982	2239	4437	3007	48				

Local BOE- Voorhees

		Registered	Ballots Cast	Turnout (%)	Barbara DUNLEAVY	Denise KIRKLAND	Mayur R. CHHEDA	Rachel VAN AKEN	Monica WATSON	Write-In				
Voorhees Dist 1	Total	1453	583	40.12	216	184	209	205	216	2				
Voorhees Dist 2	Total	1328	572	43.07	209	192	198	205	204	1				
Voorhees Dist 3	Total	1294	536	41.42	191	157	220	196	206	1				
Voorhees Dist 4	Total	1235	322	26.07	96	86	90	105	104					
Voorhees Dist 5	Total	1362	495	36.34	193	147	168	151	183	2				
Voorhees Dist 6	Total	1350	548	40.59	194	162	223	218	234	2				
Voorhees Dist 7	Total	772	333	43.13	128	112	134	140	125					
Voorhees Dist 8	Total	1627	643	39.52	260	198	248	207	239					
Voorhees Dist 9	Total	1387	572	41.24	208	166	210	235	223					
Voorhees Dist 10	Total	1033	417	40.37	168	129	131	143	155					
Voorhees Dist 11	Total	1041	430	41.31	156	139	169	175	176	3				
Voorhees Dist 12	Total	1010	366	36.24	152	137	120	124	136	1				
Voorhees Dist 13	Total	1365	560	41.03	230	161	180	163	178	1				
Voorhees Dist 14	Total	902	375	41.57	157	102	126	138	132					
Voorhees Dist 15	Total	1241	497	40.05	217	149	213	202	204					
Voorhees Dist 16	Total	864	366	42.36	103	88	196	195	198					
Voorhees Dist 17	Total	745	313	42.01	108	81	76	91	96					
Voorhees Dist 18	Total	1180	320	27.12	88	88	118	117	119	1				
Voorhees Dist 19	Total	994	350	35.21	90	72	117	117	115					
Voorhees Mail-In Ballot	Total	0	3510	0.00	1398	1242	1222	1351	1506	24				
Voorhees Provisional	Total	0	465	0.00	155	130	163	173	189	4				
Voorhees Emergency Ballots	Total	0	0	0.00										
Voorhees Twp	TC-Election Day	22183	8598	38.76	3164	2550	3146	3127	3243	14				
Voorhees Twp	TC-Emergency	22183	0	0.00										
Voorhees Twp	TC-Mail-In Ballot	22183	3510	15.82	1398	1242	1222	1351	1506	24				
Voorhees Twp	TC-Provisional	22183	465	2.10	155	130	163	173	189	4				
Voorhees Twp	TC-Rejected Ballots	22183	0	0.00										
Voorhees Twp	Total	22183	12573	56.68	4717	3922	4531	4651	4938	42				
Total - TC-Election Day		22183	8598	38.76	3164	2550	3146	3127	3243	14				
Total - TC-Emergency		22183	0	0.00										
Total - TC-Mail-In Ballot		22183	3510	15.82	1398	1242	1222	1351	1506	24				
Total - TC-Provisional		22183	465	2.10	155	130	163	173	189	4				
Total - TC-Rejected Ballots		22183	0	0.00										
Contest Total		22183	12573	56.68	4717	3922	4531	4651	4938	42				

Local BOE- Waterford Township

		Registered	Ballots Cast	Turnout (%)	Roe HUNTER	Joel S. THOMPSON	Terri CHIDDENTON	Daniel HOOVER	Kimberly HOAGLAND-HURLEY	Write-In			
Waterford Dist 1	Total	1058	471	44.52	186	144	173	121	155	5			
Waterford Dist 2	Total	1234	511	41.41	221	171	212	128	184	5			
Waterford Dist 3	Total	1066	384	36.02	178	110	155	115	146	1			
Waterford Dist 4	Total	896	399	44.53	188	134	187	118	145	2			
Waterford Dist 5	Total	1079	358	33.18	141	124	143	69	126				
Waterford Dist 6	Total	1045	466	44.59	195	164	207	124	155	6			
Waterford Dist 7	Total	1129	477	42.25	211	173	206	119	173	1			
Waterford Dist 8	Total	318	155	48.74	72	55	58	47	61	3			
Waterford Mail-In Ballot	Total	0	976	0.00	478	380	516	361	447	13			
Waterford Provisional	Total	0	135	0.00	55	40	54	40	42				
Waterford Emergency Ballots	Total	0	0	0.00									
Waterford Twp	TC-Election Day	7825	3221	41.16	1392	1075	1341	841	1145	23			
Waterford Twp	TC-Emergency	7825	0	0.00									
Waterford Twp	TC-Mail-In Ballot	7825	976	12.47	478	380	516	361	447	13			
Waterford Twp	TC-Provisional	7825	135	1.73	55	40	54	40	42				
Waterford Twp	TC-Rejected Ballots	7825	0	0.00									
Waterford Twp	Total	7825	4332	55.36	1925	1495	1911	1242	1634	36			
Total - TC-Election Day		7825	3221	41.16	1392	1075	1341	841	1145	23			
Total - TC-Emergency		7825	0	0.00									
Total - TC-Mail-In Ballot		7825	976	12.47	478	380	516	361	447	13			
Total - TC-Provisional		7825	135	1.73	55	40	54	40	42				
Total - TC-Rejected Ballots		7825	0	0.00									
Contest Total		7825	4332	55.36	1925	1495	1911	1242	1634	36			

Local BOE- Winslow Township

		Registered	Ballots Cast	Turnout (%)	Abena MC CLENDON	Cheryl PITTS	Gail P. WATKINS	La Vonvia B. WILSON-MITCHELL	Write-In				
Winslow W1 D1	Total	1084	486	44.83	157	183	189	91	3				
Winslow W1 D2	Total	1214	395	32.54	148	162	161	96	8				
Winslow W1 D3	Total	786	333	42.37	139	149	151	81	10				
Winslow W1 D4	Total	1410	571	40.50	256	241	242	141	4				
Winslow W1 D5	Total	1277	511	40.02	200	246	249	119	9				
Winslow W1 D6	Total	723	277	38.31	125	144	135	91	5				
Winslow Ward 1 Mail-In Ballot	Total	0	868	0.00	351	461	471	297	31				
Winslow Ward 1 Provisional	Total	0	78	0.00	35	39	42	21					
Winslow W1 Emergency Ballots	Total	0	0	0.00									
Winslow W2 D1	Total	1662	776	46.69	259	381	366	257	4				
Winslow W2 D2	Total	927	374	40.35	163	157	160	92	5				
Winslow W2 D3	Total	1696	680	40.09	214	287	276	163	6				
Winslow W2 D4	Total	1179	518	43.94	230	218	200	136	4				
Winslow W2 D5	Total	922	369	40.02	118	151	147	62	7				
Winslow W2 D6	Total	1040	450	43.27	148	228	211	152					
Winslow Ward 2 Mail-In Ballot	Total	0	793	0.00	345	449	448	296	17				
Winslow Ward 2 Provisional	Total	0	147	0.00	45	56	60	55	1				
Winslow W2 Mail-In Ballot Rejected	Total	0	0	0.00									
Winslow W2 Provisional Rejected	Total	0	0	0.00									
Winslow W2 Emergency Ballots	Total	0	0	0.00									
Winslow W3 D1	Total	1320	534	40.45	276	291	267	184	1				
Winslow W3 D2	Total	1493	606	40.59	310	348	340	228	1				
Winslow W3 D3	Total	1210	441	36.45	236	233	238	156	2				
Winslow W3 D4	Total	1208	510	42.22	165	246	245	175					
Winslow W3 D5	Total	1348	586	43.47	223	330	322	206	3				
Winslow Ward 3 Mail-In Ballot	Total	0	603	0.00	261	382	385	310	6				
Winslow Ward 3 Provisional	Total	0	102	0.00	47	39	48	37	1				
Winslow W3 Mail-In Ballot Rejected	Total	0	0	0.00									
Winslow W3 Provisional Rejected	Total	0	0	0.00									
Winslow W3 Emergency Ballots	Total	0	0	0.00									
Winslow W4 D1	Total	807	346	42.87	122	171	174	105	1				
Winslow W4 D2	Total	1643	603	36.70	260	318	294	200	4				
Winslow W4 D3	Total	1787	722	40.40	310	355	343	231	8				
Winslow W4 D4	Total	1294	588	45.44	206	276	262	177	2				
Winslow W4 D5	Total	1464	618	42.21	261	293	272	184	7				
Winslow Ward 4 Mail-In Ballot	Total	0	788	0.00	315	458	444	347	21				
Winslow Ward 4 Provisional	Total	0	131	0.00	48	66	59	54	1				
Winslow W4 Mail-In Ballot Rejected	Total	0	0	0.00									

Local BOE- Winslow Township

		Registered	Ballots Cast	Turnout (%)	Abena MC CLENDON	Cheryl PITTS	Gail P. WATKINS	La Vonvia B. WILSON-MITCHELL	Write-In				
Winslow W4 Provisional Rejected	Total	0	0	0.00									
Winslow W4 Emergency Ballots	Total	0	0	0.00									
Winslow Twp	TC-Election Day	27494	11294	41.08	4526	5408	5244	3327	94				
Winslow Twp	TC-Emergency	27494	0	0.00									
Winslow Twp	TC-Mail-In Ballot	27494	3052	11.10	1272	1750	1748	1250	75				
Winslow Twp	TC-Provisional	27494	458	1.67	175	200	209	167	3				
Winslow Twp	TC-Rejected Ballots	27494	0	0.00									
Winslow Twp	Total	27494	14804	53.84	5973	7358	7201	4744	172				
Total - TC-Election Day		27494	11294	41.08	4526	5408	5244	3327	94				
Total - TC-Emergency		27494	0	0.00									
Total - TC-Mail-In Ballot		27494	3052	11.10	1272	1750	1748	1250	75				
Total - TC-Provisional		27494	458	1.67	175	200	209	167	3				
Total - TC-Rejected Ballots		27494	0	0.00									
Contest Total		27494	14804	53.84	5973	7358	7201	4744	172				

Local BOE- Woodlynne Boro

		Registered	Ballots Cast	Turnout (%)	Samantha KIRBY	Lakeisha FONTANEZ	Christine SANFORD	Write-In					
Woodlynne Dist 1	Total	938	289	30.81	90	84	77	24					
Woodlynne Dist 2	Total	759	245	32.28	104	125	104	2					
Woodlynne Mail-In Ballot	Total	0	58	0.00	38	35	38	10					
Woodlynne Provisional	Total	0	30	0.00	14	18	15						
Woodlynne Emergency Ballots	Total	0	0	0.00									
Woodlynne Borough	TC-Election Day	1697	534	31.47	194	209	181	26					
Woodlynne Borough	TC-Emergency	1697	0	0.00									
Woodlynne Borough	TC-Mail-In Ballot	1697	58	3.42	38	35	38	10					
Woodlynne Borough	TC-Provisional	1697	30	1.77	14	18	15						
Woodlynne Borough	TC-Rejected Ballots	1697	0	0.00									
Woodlynne Borough	Total	1697	622	36.65	246	262	234	36					
Total - TC-Election Day		1697	534	31.47	194	209	181	26					
Total - TC-Emergency		1697	0	0.00									
Total - TC-Mail-In Ballot		1697	58	3.42	38	35	38	10					
Total - TC-Provisional		1697	30	1.77	14	18	15						
Total - TC-Rejected Ballots		1697	0	0.00									
Contest Total		1697	622	36.65	246	262	234	36					

State Public Question

		Registered	Ballots Cast	Turnout (%)	Yes	No								
Audubon Boro Dist 1	Total	798	386	48.37	170	113								
Audubon Boro Dist 2	Total	630	279	44.29	111	110								
Audubon Boro Dist 3	Total	993	452	45.52	185	137								
Audubon Boro Dist 4	Total	633	329	51.97	131	110								
Audubon Boro Dist 5	Total	940	418	44.47	183	129								
Audubon Boro Dist 6	Total	1079	518	48.01	239	167								
Audubon Boro Dist 7	Total	680	339	49.85	134	120								
Audubon Boro Dist 8	Total	873	389	44.56	174	123								
Audubon Boro Mail-In Ballot	Total	0	725	0.00	350	146								
Audubon Boro Provisional	Total	0	119	0.00	43	25								
Audubon Boro Emergency Ballots	Total	0	0	0.00										
Audubon Borough	TC-Election Day	6626	3110	46.94	1327	1009								
Audubon Borough	TC-Emergency	6626	0	0.00										
Audubon Borough	TC-Mail-In Ballot	6626	725	10.94	350	146								
Audubon Borough	TC-Provisional	6626	119	1.80	43	25								
Audubon Borough	TC-Rejected Ballots	6626	0	0.00										
Audubon Borough	Total	6626	3954	59.67	1720	1180								
Audubon Park Dist 1	Total	784	410	52.30	139	123								
Audubon Park Mail-In Ballot	Total	0	51	0.00	27	10								
Audubon Park Provisional	Total	0	15	0.00	4	3								
Audubon Park Emergency Ballots	Total	0	0	0.00										
Audubon Park Borough	TC-Election Day	784	410	52.30	139	123								
Audubon Park Borough	TC-Emergency	784	0	0.00										
Audubon Park Borough	TC-Mail-In Ballot	784	51	6.51	27	10								
Audubon Park Borough	TC-Provisional	784	15	1.91	4	3								
Audubon Park Borough	TC-Rejected Ballots	784	0	0.00										
Audubon Park Borough	Total	784	476	60.71	170	136								
Barrington Dist 1	Total	1145	519	45.33	204	180								
Barrington Dist 2	Total	897	375	41.81	171	116								
Barrington Dist 3	Total	1027	469	45.67	188	165								
Barrington Dist 4	Total	1368	493	36.04	196	148								
Barrington Dist 5	Total	521	246	47.22	116	77								
Barrington Mail-In Ballot	Total	0	610	0.00	297	135								
Barrington Provisional	Total	0	87	0.00	27	19								
Barrington Emergency Ballots	Total	0	0	0.00										
Barrington Borough	TC-Election Day	4958	2102	42.40	875	686								
Barrington Borough	TC-Emergency	4958	0	0.00										
Barrington Borough	TC-Mail-In Ballot	4958	610	12.30	297	135								
Barrington Borough	TC-Provisional	4958	87	1.75	27	19								
Barrington Borough	TC-Rejected Ballots	4958	0	0.00										

State Public Question

		Registered	Ballots Cast	Turnout (%)	Yes	No								
Barrington Borough	Total	4958	2799	56.45	1199	840								
Bellmawr Dist 1	Total	1386	609	43.94	177	221								
Bellmawr Dist 2	Total	1255	552	43.98	174	189								
Bellmawr Dist 3	Total	1139	476	41.79	177	140								
Bellmawr Dist 4	Total	999	466	46.65	121	172								
Bellmawr Dist 5	Total	995	393	39.50	164	108								
Bellmawr Dist 6	Total	1096	498	45.44	183	172								
Bellmawr Dist 7	Total	930	421	45.27	129	141								
Bellmawr Mail-In Ballot	Total	0	877	0.00	400	179								
Bellmawr Provisional	Total	0	119	0.00	32	30								
Bellmawr Emergency Ballots	Total	0	0	0.00										
Bellmawr Borough	TC-Election Day	7800	3415	43.78	1125	1143								
Bellmawr Borough	TC-Emergency	7800	0	0.00										
Bellmawr Borough	TC-Mail-In Ballot	7800	877	11.24	400	179								
Bellmawr Borough	TC-Provisional	7800	119	1.53	32	30								
Bellmawr Borough	TC-Rejected Ballots	7800	0	0.00										
Bellmawr Borough	Total	7800	4411	56.55	1557	1352								
Berlin Boro Dist 1	Total	972	347	35.70	110	140								
Berlin Boro Dist 2	Total	1250	561	44.88	183	241								
Berlin Boro Dist 3	Total	1352	553	40.90	178	181								
Berlin Boro Dist 4	Total	1205	469	38.92	160	179								
Berlin Boro Dist 5	Total	584	240	41.10	90	80								
Berlin Boro Mail-In Ballot	Total	0	691	0.00	291	197								
Berlin Boro Provisional	Total	0	117	0.00	49	34								
Berlin Boro Emergency Ballots	Total	0	0	0.00										
Berlin Borough	TC-Election Day	5363	2170	40.46	721	821								
Berlin Borough	TC-Emergency	5363	0	0.00										
Berlin Borough	TC-Mail-In Ballot	5363	691	12.88	291	197								
Berlin Borough	TC-Provisional	5363	117	2.18	49	34								
Berlin Borough	TC-Rejected Ballots	5363	0	0.00										
Berlin Borough	Total	5363	2978	55.53	1061	1052								
Berlin Twp Dist 1	Total	1441	556	38.58	214	181								
Berlin Twp Dist 2	Total	693	302	43.58	122	96								
Berlin Twp Dist 3	Total	618	222	35.92	70	78								
Berlin Twp Dist 4	Total	1197	456	38.10	189	170								
Berlin Twp Mail-In Ballot	Total	0	508	0.00	241	108								
Berlin Twp Provisional	Total	0	45	0.00	17	13								
Berlin Twp Emergency Ballots	Total	0	0	0.00										
Berlin Township	TC-Election Day	3949	1536	38.90	595	525								
Berlin Township	TC-Emergency	3949	0	0.00										
Berlin Township	TC-Mail-In Ballot	3949	508	12.86	241	108								

State Public Question

		Registered	Ballots Cast	Turnout (%)	Yes	No								
Berlin Township	TC-Provisional	3949	45	1.14	17	13								
Berlin Township	TC-Rejected Ballots	3949	0	0.00										
Berlin Township	Total	3949	2089	52.90	853	646								
Brooklawn Dist 1	Total	1248	533	42.71	185	189								
Brooklawn Mail-In Ballot	Total	0	86	0.00	42	21								
Brooklawn Provisional	Total	0	8	0.00	1									
Brooklawn Emergency Ballots	Total	0	0	0.00										
Brooklawn Borough	TC-Election Day	1248	533	42.71	185	189								
Brooklawn Borough	TC-Emergency	1248	0	0.00										
Brooklawn Borough	TC-Mail-In Ballot	1248	86	6.89	42	21								
Brooklawn Borough	TC-Provisional	1248	8	0.64	1									
Brooklawn Borough	TC-Rejected Ballots	1248	0	0.00										
Brooklawn Borough	Total	1248	627	50.24	228	210								
Camden City W1 D1	Total	572	148	25.87	83	18								
Camden City W1 D2	Total	1251	324	25.90	100	41								
Camden City W1 D3	Total	1020	245	24.02	113	36								
Camden City W1 D4	Total	888	206	23.20	83	34								
Camden City W1 D5	Total	1265	266	21.03	99	36								
Camden City W1 D6	Total	1171	307	26.22	157	84								
Camden City W1 D7	Total	854	145	16.98	67	24								
Camden City W1 D8	Total	923	322	34.89	158	49								
Camden City W1 D9	Total	1652	420	25.42	173	107								
Camden City W1 D10	Total	823	221	26.85	98	44								
Camden City Ward 1 Mail-In Ballot	Total	0	489	0.00	293	46								
Camden City Ward 1 Provisional	Total	0	214	0.00	90	38								
Camden City W1 Emergency Ballots	Total	0	0	0.00										
Camden City W2 D1	Total	666	181	27.18	81	39								
Camden City W2 D2	Total	889	262	29.47	120	66								
Camden City W2 D3	Total	984	403	40.96	177	91								
Camden City W2 D4	Total	724	196	27.07	94	42								
Camden City W2 D5	Total	809	195	24.10	76	20								
Camden City W2 D6	Total	1489	392	26.33	168	74								
Camden City W2 D7	Total	1043	300	28.76	168	64								
Camden City W2 D8	Total	1544	384	24.87	129	41								
Camden City W2 D9	Total	1423	356	25.02	127	50								
Camden City W2 D10	Total	684	163	23.83	65	21								
Camden City W2 D11	Total	703	175	24.89	63	33								
Camden City Ward 2 Mail-In Ballot	Total	0	541	0.00	321	49								
Camden City Ward 2 Provisional	Total	0	287	0.00	136	72								
Camden City W2 Emergency Ballots	Total	0	0	0.00										

State Public Question

		Registered	Ballots Cast	Turnout (%)	Yes	No								
Camden City W3 D1	Total	995	219	22.01	111	16								
Camden City W3 D2	Total	1389	404	29.09	175	43								
Camden City W3 D3	Total	882	248	28.12	113	31								
Camden City W3 D4	Total	1060	267	25.19	91	51								
Camden City W3 D5	Total	895	202	22.57	80	22								
Camden City W3 D6	Total	1109	370	33.36	158	54								
Camden City W3 D7	Total	1125	313	27.82	115	52								
Camden City W3 D8	Total	1204	332	27.57	122	24								
Camden City W3 D9	Total	1389	403	29.01	152	22								
Camden City Ward 3 Mail-In Ballot	Total	0	501	0.00	296	30								
Camden City Ward 3 Provisional	Total	0	144	0.00	67	19								
Camden City W3 Emergency Ballots	Total	0	0	0.00										
Camden City W4 D1	Total	923	254	27.52	112	29								
Camden City W4 D2	Total	1019	229	22.47	65	17								
Camden City W4 D3	Total	1099	275	25.02	44	63								
Camden City W4 D4	Total	1163	265	22.79	142	23								
Camden City W4 D5	Total	921	242	26.28	114	21								
Camden City W4 D6	Total	1188	269	22.64	134	32								
Camden City W4 D7	Total	1098	304	27.69	128	42								
Camden City W4 D8	Total	1147	322	28.07	151	31								
Camden City W4 D9	Total	1156	307	26.56	132	29								
Camden City W4 D10	Total	1125	280	24.89	169	38								
Camden City Ward 4 Mail-In Ballot	Total	0	381	0.00	228	28								
Camden City Ward 4 Provisional	Total	0	200	0.00	106	24								
Camden City W4 Emergency Ballots	Total	0	0	0.00										
Camden City	TC-Election Day	42264	11116	26.30	4707	1654								
Camden City	TC-Emergency	42264	0	0.00										
Camden City	TC-Mail-In Ballot	42264	1912	4.52	1138	153								
Camden City	TC-Provisional	42264	845	2.00	399	153								
Camden City	TC-Rejected Ballots	42264	0	0.00										
Camden City	Total	42264	13873	32.82	6244	1960								
Cherry Hill Dist 1	Total	1070	535	50.00	234	186								
Cherry Hill Dist 2	Total	1201	447	37.22	197	119								
Cherry Hill Dist 3	Total	1649	616	37.36	249	181								
Cherry Hill Dist 4	Total	1245	477	38.31	185	152								
Cherry Hill Dist 5	Total	1189	478	40.20	180	143								
Cherry Hill Dist 6	Total	924	367	39.72	124	120								
Cherry Hill Dist 7	Total	1097	478	43.57	224	147								
Cherry Hill Dist 8	Total	1022	409	40.02	193	102								
Cherry Hill Dist 9	Total	1207	448	37.12	181	134								
Cherry Hill Dist 10	Total	1426	584	40.95	217	199								
Cherry Hill Dist 11	Total	1268	586	46.21	198	242								

State Public Question

		Registered	Ballots Cast	Turnout (%)	Yes	No								
Cherry Hill Dist 12	Total	1263	506	40.06	223	148								
Cherry Hill Dist 13	Total	1040	487	46.83	205	166								
Cherry Hill Dist 14	Total	875	448	51.20	175	153								
Cherry Hill Dist 15	Total	1307	457	34.97	206	144								
Cherry Hill Dist 16	Total	815	302	37.06	139	77								
Cherry Hill Dist 17	Total	1272	520	40.88	257	134								
Cherry Hill Dist 18	Total	913	355	38.88	157	114								
Cherry Hill Dist 19	Total	962	409	42.52	164	127								
Cherry Hill Dist 20	Total	1337	596	44.58	241	223								
Cherry Hill Dist 21	Total	1456	524	35.99	199	186								
Cherry Hill Dist 22	Total	1108	511	46.12	199	192								
Cherry Hill Dist 23	Total	1414	500	35.36	204	142								
Cherry Hill Dist 24	Total	1224	501	40.93	183	170								
Cherry Hill Dist 25	Total	1040	423	40.67	180	146								
Cherry Hill Dist 26	Total	1483	605	40.80	230	207								
Cherry Hill Dist 27	Total	1084	414	38.19	188	118								
Cherry Hill Dist 28	Total	1324	493	37.24	214	132								
Cherry Hill Dist 29	Total	1444	629	43.56	265	197								
Cherry Hill Dist 30	Total	738	301	40.79	156	72								
Cherry Hill Dist 31	Total	1344	537	39.96	220	111								
Cherry Hill Dist 32	Total	761	245	32.19	106	56								
Cherry Hill Dist 33	Total	1269	569	44.84	219	201								
Cherry Hill Dist 34	Total	1318	551	41.81	242	183								
Cherry Hill Dist 35	Total	1293	549	42.46	223	214								
Cherry Hill Dist 36	Total	1252	409	32.67	200	89								
Cherry Hill Dist 37	Total	1057	452	42.76	172	137								
Cherry Hill Dist 38	Total	877	356	40.59	149	100								
Cherry Hill Dist 39	Total	1229	464	37.75	197	145								
Cherry Hill Dist 40	Total	861	379	44.02	156	118								
Cherry Hill Dist 41	Total	930	336	36.13	127	114								
Cherry Hill Dist 42	Total	721	333	46.19	158	125								
Cherry Hill Dist 43	Total	1064	417	39.19	180	133								
Cherry Hill Dist 44	Total	1443	511	35.41	216	135								
Cherry Hill Dist 45	Total	1720	656	38.14	286	174								
Cherry Hill Dist 46	Total	1099	345	31.39	144	108								
Cherry Hill Dist 47	Total	1030	404	39.22	191	101								
Cherry Hill Dist 48	Total	623	198	31.78	88	39								
Cherry Hill Mail-In Ballot	Total	0	9098	0.00	4508	1900								
Cherry Hill Provisional	Total	0	1060	0.00	385	237								
Cherry Hill Emergency Ballots	Total	0	0	0.00										
Cherry Hill Twp	TC-Election Day	55288	22117	40.00	9241	6856								
Cherry Hill Twp	TC-Emergency	55288	0	0.00										
Cherry Hill Twp	TC-Mail-In Ballot	55288	9098	16.46	4508	1900								
Cherry Hill Twp	TC-Provisional	55288	1060	1.92	385	237								
Cherry Hill Twp	TC-Rejected Ballots	55288	0	0.00										
Cherry Hill Twp	Total	55288	32275	58.38	14134	8993								

State Public Question

		Registered	Ballots Cast	Turnout (%)	Yes	No								
Chesilhurst Dist 1	Total	1124	452	40.21	147	95								
Chesilhurst Mail-In Ballot	Total	0	130	0.00	57	23								
Chesilhurst Provisional	Total	0	10	0.00	1	5								
Chesilhurst Emergency Ballots	Total	0	0	0.00										
Chesilhurst Borough	TC-Election Day	1124	452	40.21	147	95								
Chesilhurst Borough	TC-Emergency	1124	0	0.00										
Chesilhurst Borough	TC-Mail-In Ballot	1124	130	11.57	57	23								
Chesilhurst Borough	TC-Provisional	1124	10	0.89	1	5								
Chesilhurst Borough	TC-Rejected Ballots	1124	0	0.00										
Chesilhurst Borough	Total	1124	592	52.67	205	123								
Clementon Dist 1	Total	1016	350	34.45	165	121								
Clementon Dist 2	Total	994	368	37.02	147	120								
Clementon Dist 3	Total	1253	456	36.39	192	128								
Clementon Mail-In Ballot	Total	0	319	0.00	143	92								
Clementon Provisional	Total	0	44	0.00	17	5								
Clementon Emergency Ballots	Total	0	0	0.00										
Clementon Borough	TC-Election Day	3263	1174	35.98	504	369								
Clementon Borough	TC-Emergency	3263	0	0.00										
Clementon Borough	TC-Mail-In Ballot	3263	319	9.78	143	92								
Clementon Borough	TC-Provisional	3263	44	1.35	17	5								
Clementon Borough	TC-Rejected Ballots	3263	0	0.00										
Clementon Borough	Total	3263	1537	47.10	664	466								
Collingswood Dist 1	Total	730	398	54.52	163	128								
Collingswood Dist 2	Total	1067	572	53.61	273	142								
Collingswood Dist 3	Total	598	287	47.99	123	82								
Collingswood Dist 4	Total	952	450	47.27	237	107								
Collingswood Dist 5	Total	1098	373	33.97	189	35								
Collingswood Dist 6	Total	719	417	58.00	178	134								
Collingswood Dist 7	Total	994	521	52.41	268	116								
Collingswood Dist 8	Total	832	408	49.04	201	102								
Collingswood Dist 9	Total	1327	613	46.19	304	151								
Collingswood Dist 10	Total	847	406	47.93	189	126								
Collingswood Dist 11	Total	959	473	49.32	255	104								
Collingswood Dist 12	Total	669	351	52.47	172	94								
Collingswood Mail-In Ballot	Total	0	1294	0.00	687	221								
Collingswood Provisional	Total	0	195	0.00	76	41								
Collingswood Emergency Ballots	Total	0	0	0.00										
Collingswood Borough	TC-Election Day	10792	5269	48.82	2552	1321								
Collingswood Borough	TC-Emergency	10792	0	0.00										
Collingswood Borough	TC-Mail-In Ballot	10792	1294	11.99	687	221								
Collingswood Borough	TC-Provisional	10792	195	1.81	76	41								

State Public Question

		Registered	Ballots Cast	Turnout (%)	Yes	No								
Collingswood Borough	TC-Rejected Ballots	10792	0	0.00										
Collingswood Borough	Total	10792	6758	62.62	3315	1583								
Gibbsboro Dist 1	Total	944	422	44.70	146	143								
Gibbsboro Dist 2	Total	783	363	46.36	134	105								
Gibbsboro Mail-In Ballot	Total	0	214	0.00	85	64								
Gibbsboro Provisional	Total	0	26	0.00	5	8								
Gibbsboro Emergency Ballots	Total	0	0	0.00										
Gibbsboro Borough	TC-Election Day	1727	785	45.45	280	248								
Gibbsboro Borough	TC-Emergency	1727	0	0.00										
Gibbsboro Borough	TC-Mail-In Ballot	1727	214	12.39	85	64								
Gibbsboro Borough	TC-Provisional	1727	26	1.51	5	8								
Gibbsboro Borough	TC-Rejected Ballots	1727	0	0.00										
Gibbsboro Borough	Total	1727	1025	59.35	370	320								
Gloucester City W1 D1	Total	812	206	25.37	72	50								
Gloucester City W1 D2	Total	719	292	40.61	100	104								
Gloucester City W1 D3	Total	660	276	41.82	102	105								
Gloucester City Ward 1 Mail-In Ballot	Total	0	155	0.00	63	39								
Gloucester City Ward 1 Provisional	Total	0	28	0.00	9	7								
Gloucester City W1 Emergency Ballots	Total	0	0	0.00										
Gloucester City W2 D1	Total	720	221	30.69	87	54								
Gloucester City W2 D2	Total	855	324	37.89	131	103								
Gloucester City W2 D3	Total	941	397	42.19	159	127								
Gloucester City Ward 2 Mail-In Ballot	Total	0	280	0.00	150	55								
Gloucester City Ward 2 Provisional	Total	0	24	0.00	7	8								
Gloucester City W2 Emergency Ballots	Total	0	0	0.00										
Gloucester City W3 D1	Total	1034	315	30.46	129	72								
Gloucester City W3 D2	Total	1021	344	33.69	131	129								
Gloucester City Ward 3 Mail-In Ballot	Total	0	191	0.00	96	42								
Gloucester City Ward 3 Provisional	Total	0	29	0.00	8	8								
Gloucester City W3 Emergency Ballots	Total	0	0	0.00										
Gloucester City	TC-Election Day	6762	2375	35.12	911	744								
Gloucester City	TC-Emergency	6762	0	0.00										
Gloucester City	TC-Mail-In Ballot	6762	626	9.26	309	136								
Gloucester City	TC-Provisional	6762	81	1.20	24	23								
Gloucester City	TC-Rejected Ballots	6762	0	0.00										
Gloucester City	Total	6762	3082	45.58	1244	903								

State Public Question

		Registered	Ballots Cast	Turnout (%)	Yes	No							
Gloucester Twp Dist 1	Total	691	299	43.27	109	103							
Gloucester Twp Dist 2	Total	748	304	40.64	98	117							
Gloucester Twp Dist 3	Total	836	306	36.60	97	99							
Gloucester Twp Dist 4	Total	1067	493	46.20	140	188							
Gloucester Twp Dist 5	Total	1276	446	34.95	163	126							
Gloucester Twp Dist 6	Total	1419	431	30.37	160	157							
Gloucester Twp Dist 7	Total	1068	455	42.60	151	167							
Gloucester Twp Dist 8	Total	1167	418	35.82	175	112							
Gloucester Twp Dist 9	Total	1296	540	41.67	176	199							
Gloucester Twp Dist 10	Total	919	335	36.45	100	149							
Gloucester Twp Dist 11	Total	1038	432	41.62	143	188							
Gloucester Twp Dist 12	Total	1198	534	44.57	163	230							
Gloucester Twp Dist 13	Total	1584	475	29.99	177	133							
Gloucester Twp Dist 14	Total	1220	467	38.28	206	79							
Gloucester Twp Dist 15	Total	1253	545	43.50	172	230							
Gloucester Twp Dist 16	Total	1141	474	41.54	166	177							
Gloucester Twp Dist 17	Total	2212	706	31.92	352	154							
Gloucester Twp Dist 18	Total	1458	578	39.64	207	120							
Gloucester Twp Dist 19	Total	1393	572	41.06	210	192							
Gloucester Twp Dist 20	Total	1223	501	40.96	178	165							
Gloucester Twp Dist 21	Total	741	252	34.01	65	111							
Gloucester Twp Dist 22	Total	889	328	36.90	112	100							
Gloucester Twp Dist 23	Total	1278	530	41.47	226	90							
Gloucester Twp Dist 24	Total	1216	473	38.90	161	165							
Gloucester Twp Dist 25	Total	1169	479	40.98	127	197							
Gloucester Twp Dist 26	Total	932	396	42.49	128	167							
Gloucester Twp Dist 27	Total	1001	410	40.96	119	147							
Gloucester Twp Dist 28	Total	1244	391	31.43	147	91							
Gloucester Twp Dist 29	Total	1369	569	41.56	163	192							
Gloucester Twp Dist 30	Total	1363	498	36.54	171	180							
Gloucester Twp Dist 31	Total	895	361	40.34	138	117							
Gloucester Twp Dist 32	Total	1283	464	36.17	203	152							
Gloucester Twp Dist 33	Total	1310	517	39.47	209	112							
Gloucester Twp Dist 34	Total	884	324	36.65	115	96							
Gloucester Twp Dist 35	Total	1508	618	40.98	253	180							
Gloucester Twp Dist 36	Total	976	421	43.14	140	152							
Gloucester Twp Dist 37	Total	529	173	32.70	97	22							
Gloucester Twp Dist 38	Total	601	243	40.43	115	70							
Gloucester Twp Dist 39	Total	587	210	35.78	77	70							
Gloucester Twp Dist 40	Total	1141	388	34.01	167	114							
Gloucester Twp Mail-In Ballot	Total	0	5406	0.00	2276	1442							
Gloucester Twp Provisional	Total	0	964	0.00	338	278							
Gloucester Twp Emergency Ballots	Total	0	0	0.00									
Gloucester Twp	TC-Election Day	45123	17356	38.46	6276	5610							
Gloucester Twp	TC-Emergency	45123	0	0.00									
Gloucester Twp	TC-Mail-In Ballot	45123	5406	11.98	2276	1442							
Gloucester Twp	TC-Provisional	45123	964	2.14	338	278							

State Public Question

		Registered	Ballots Cast	Turnout (%)	Yes	No							
Gloucester Twp	TC-Rejected Ballots	45123	0	0.00									
Gloucester Twp	Total	45123	23726	52.58	8890	7330							
Haddon Twp Dist 1	Total	942	473	50.21	204	135							
Haddon Twp Dist 2	Total	724	319	44.06	150	87							
Haddon Twp Dist 3	Total	1105	575	52.04	234	169							
Haddon Twp Dist 4	Total	684	343	50.15	152	92							
Haddon Twp Dist 5	Total	501	248	49.50	105	68							
Haddon Twp Dist 6	Total	702	319	45.44	106	116							
Haddon Twp Dist 7	Total	663	375	56.56	176	86							
Haddon Twp Dist 8	Total	949	397	41.83	184	103							
Haddon Twp Dist 9	Total	617	305	49.43	135	85							
Haddon Twp Dist 10	Total	678	316	46.61	121	101							
Haddon Twp Dist 11	Total	911	495	54.34	213	150							
Haddon Twp Dist 12	Total	1342	721	53.73	258	203							
Haddon Twp Dist 13	Total	695	359	51.65	162	116							
Haddon Twp Dist 14	Total	700	331	47.29	148	98							
Haddon Twp Dist 15	Total	682	326	47.80	157	74							
Haddon Twp Mail-In Ballot	Total	0	1511	0.00	713	309							
Haddon Twp Provisional	Total	0	215	0.00	79	46							
Haddon Twp Emergency Ballots	Total	0	0	0.00									
Haddon Twp	TC-Election Day	11895	5902	49.62	2505	1683							
Haddon Twp	TC-Emergency	11895	0	0.00									
Haddon Twp	TC-Mail-In Ballot	11895	1511	12.70	713	309							
Haddon Twp	TC-Provisional	11895	215	1.81	79	46							
Haddon Twp	TC-Rejected Ballots	11895	0	0.00									
Haddon Twp	Total	11895	7628	64.13	3297	2038							
Haddonfield Dist 1	Total	1204	435	36.13	221	110							
Haddonfield Dist 2	Total	1380	565	40.94	241	145							
Haddonfield Dist 3	Total	985	411	41.73	221	94							
Haddonfield Dist 4	Total	782	281	35.93	108	105							
Haddonfield Dist 5	Total	692	240	34.68	86	76							
Haddonfield Dist 6	Total	984	432	43.90	188	115							
Haddonfield Dist 7	Total	959	382	39.83	185	101							
Haddonfield Dist 8	Total	1018	453	44.50	227	100							
Haddonfield Dist 9	Total	1130	489	43.27	255	115							
Haddonfield Dist 10	Total	828	340	41.06	155	97							
Haddonfield Mail-In Ballot	Total	0	2141	0.00	1052	430							
Haddonfield Provisional	Total	0	279	0.00	116	66							
Haddonfield Emergency Ballots	Total	0	0	0.00									
Haddonfield Borough	TC-Election Day	9962	4028	40.43	1887	1058							
Haddonfield Borough	TC-Emergency	9962	0	0.00									
Haddonfield Borough	TC-Mail-In Ballot	9962	2141	21.49	1052	430							

State Public Question

		Registered	Ballots Cast	Turnout (%)	Yes	No								
Haddonfield Borough	TC-Provisional	9962	279	2.80	116	66								
Haddonfield Borough	TC-Rejected Ballots	9962	0	0.00										
Haddonfield Borough	Total	9962	6448	64.73	3055	1554								
Haddon Heights Dist 1	Total	760	367	48.29	161	124								
Haddon Heights Dist 2	Total	693	310	44.73	152	87								
Haddon Heights Dist 3	Total	1081	542	50.14	231	181								
Haddon Heights Dist 4	Total	648	254	39.20	83	93								
Haddon Heights Dist 5	Total	963	495	51.40	237	158								
Haddon Heights Dist 6	Total	978	479	48.98	192	164								
Haddon Heights Dist 7	Total	987	466	47.21	171	183								
Haddon Heights Mail-In Ballot	Total	0	1039	0.00	501	230								
Haddon Heights Provisional	Total	0	127	0.00	48	51								
Haddon Heights Emergency Ballots	Total	0	0	0.00										
Haddon Heights Borough	TC-Election Day	6110	2913	47.68	1227	990								
Haddon Heights Borough	TC-Emergency	6110	0	0.00										
Haddon Heights Borough	TC-Mail-In Ballot	6110	1039	17.00	501	230								
Haddon Heights Borough	TC-Provisional	6110	127	2.08	48	51								
Haddon Heights Borough	TC-Rejected Ballots	6110	0	0.00										
Haddon Heights Borough	Total	6110	4079	66.76	1776	1271								
Hi-Nella Dist 1	Total	622	236	37.94	95	79								
Hi Nella Mail-In Ballot	Total	0	40	0.00	15	6								
Hi Nella Provisional	Total	0	10	0.00	2	2								
Hi Nella Emergency Ballots	Total	0	0	0.00										
Hi-Nella Borough	TC-Election Day	622	236	37.94	95	79								
Hi-Nella Borough	TC-Emergency	622	0	0.00										
Hi-Nella Borough	TC-Mail-In Ballot	622	40	6.43	15	6								
Hi-Nella Borough	TC-Provisional	622	10	1.61	2	2								
Hi-Nella Borough	TC-Rejected Ballots	622	0	0.00										
Hi-Nella Borough	Total	622	286	45.98	112	87								
Laurel Springs Dist 1	Total	689	323	46.88	146	110								
Laurel Springs Dist 2	Total	761	375	49.28	145	135								
Laurel Springs Mail-In Ballot	Total	0	155	0.00	69	39								
Laurel Springs Provisional	Total	0	24	0.00	13	1								
Laurel Springs Emergency Ballots	Total	0	0	0.00										
Laurel Springs Borough	TC-Election Day	1450	698	48.14	291	245								
Laurel Springs Borough	TC-Emergency	1450	0	0.00										
Laurel Springs Borough	TC-Mail-In Ballot	1450	155	10.69	69	39								
Laurel Springs Borough	TC-Provisional	1450	24	1.66	13	1								

State Public Question

		Registered	Ballots Cast	Turnout (%)	Yes	No								
Laurel Springs Borough	TC-Rejected Ballots	1450	0	0.00										
Laurel Springs Borough	Total	1450	877	60.48	373	285								
Lawnside Dist 1	Total	1136	577	50.79	266	43								
Lawnside Dist 2	Total	1192	576	48.32	255	50								
Lawnside Mail-In Ballot	Total	0	201	0.00	99	26								
Lawnside Provisional	Total	0	30	0.00	16	2								
Lawnside Emergency Ballots	Total	0	0	0.00										
Lawnside Borough	TC-Election Day	2328	1153	49.53	521	93								
Lawnside Borough	TC-Emergency	2328	0	0.00										
Lawnside Borough	TC-Mail-In Ballot	2328	201	8.63	99	26								
Lawnside Borough	TC-Provisional	2328	30	1.29	16	2								
Lawnside Borough	TC-Rejected Ballots	2328	0	0.00										
Lawnside Borough	Total	2328	1384	59.45	636	121								
Lindenwold Dist 1	Total	1307	433	33.13	190	141								
Lindenwold Dist 2	Total	1152	431	37.41	190	116								
Lindenwold Dist 3	Total	925	380	41.08	178	99								
Lindenwold Dist 4	Total	1457	510	35.00	218	116								
Lindenwold Dist 5	Total	1283	366	28.53	171	47								
Lindenwold Dist 6	Total	1269	441	34.75	218	53								
Lindenwold Dist 7	Total	855	243	28.42	136	25								
Lindenwold Dist 8	Total	1364	437	32.04	217	65								
Lindenwold Dist 9	Total	670	255	38.06	113	54								
Lindenwold Mail-In Ballot	Total	0	900	0.00	443	157								
Lindenwold Provisional	Total	0	178	0.00	81	29								
Lindenwold Emergency Ballots	Total	0	0	0.00										
Lindenwold Borough	TC-Election Day	10282	3496	34.00	1631	716								
Lindenwold Borough	TC-Emergency	10282	0	0.00										
Lindenwold Borough	TC-Mail-In Ballot	10282	900	8.75	443	157								
Lindenwold Borough	TC-Provisional	10282	178	1.73	81	29								
Lindenwold Borough	TC-Rejected Ballots	10282	0	0.00										
Lindenwold Borough	Total	10282	4574	44.49	2155	902								
Magnolia Dist 1	Total	837	340	40.62	141	98								
Magnolia Dist 2	Total	662	284	42.90	111	82								
Magnolia Dist 3	Total	791	313	39.57	128	90								
Magnolia Dist 4	Total	815	368	45.15	141	122								
Magnolia Mail-In Ballot	Total	0	284	0.00	133	72								
Magnolia Provisional	Total	0	55	0.00	24	11								
Magnolia Emergency Ballots	Total	0	0	0.00										
Magnolia Borough	TC-Election Day	3105	1305	42.03	521	392								

State Public Question

		Registered	Ballots Cast	Turnout (%)	Yes	No							
Magnolia Borough	TC-Emergency	3105	0	0.00									
Magnolia Borough	TC-Mail-In Ballot	3105	284	9.15	133	72							
Magnolia Borough	TC-Provisional	3105	55	1.77	24	11							
Magnolia Borough	TC-Rejected Ballots	3105	0	0.00									
Magnolia Borough	Total	3105	1644	52.95	678	475							
Merchantville Dist 1	Total	1208	571	47.27	268	162							
Merchantville Dist 2	Total	770	358	46.49	162	98							
Merchantville Dist 3	Total	818	302	36.92	146	67							
Merchantville Mail-In Ballot	Total	0	273	0.00	142	55							
Merchantville Provisional	Total	0	43	0.00	19	10							
Merchantville Emergency Ballots	Total	0	0	0.00									
Merchantville Borough	TC-Election Day	2796	1231	44.03	576	327							
Merchantville Borough	TC-Emergency	2796	0	0.00									
Merchantville Borough	TC-Mail-In Ballot	2796	273	9.76	142	55							
Merchantville Borough	TC-Provisional	2796	43	1.54	19	10							
Merchantville Borough	TC-Rejected Ballots	2796	0	0.00									
Merchantville Borough	Total	2796	1547	55.33	737	392							
Mt Ephraim Dist 1	Total	791	359	45.39	188	106							
Mt Ephraim Dist 2	Total	903	432	47.84	212	156							
Mt Ephraim Dist 3	Total	872	367	42.09	151	161							
Mt Ephraim Dist 4	Total	839	336	40.05	137	133							
Mt. Ephraim Mail-In Ballot	Total	0	361	0.00	203	86							
Mt. Ephraim Provisional	Total	0	30	0.00	15	10							
Mt. Ephraim Emergency Ballots	Total	0	0	0.00									
Mount Ephraim Borough	TC-Election Day	3405	1494	43.88	688	556							
Mount Ephraim Borough	TC-Emergency	3405	0	0.00									
Mount Ephraim Borough	TC-Mail-In Ballot	3405	361	10.60	203	86							
Mount Ephraim Borough	TC-Provisional	3405	30	0.88	15	10							
Mount Ephraim Borough	TC-Rejected Ballots	3405	0	0.00									
Mount Ephraim Borough	Total	3405	1885	55.36	906	652							
Oaklyn Dist 1	Total	687	340	49.49	168	100							
Oaklyn Dist 2	Total	853	360	42.20	187	82							
Oaklyn Dist 3	Total	765	344	44.97	151	95							
Oaklyn Dist 4	Total	719	371	51.60	173	112							
Oaklyn Mail-In Ballot	Total	0	236	0.00	117	62							
Oaklyn Provisional	Total	0	60	0.00	29	16							
Oaklyn Emergency Ballots	Total	0	0	0.00									
Oaklyn Borough	TC-Election Day	3024	1415	46.79	679	389							
Oaklyn Borough	TC-Emergency	3024	0	0.00									

State Public Question

		Registered	Ballots Cast	Turnout (%)	Yes	No							
Oaklyn Borough	TC-Mail-In Ballot	3024	236	7.80	117	62							
Oaklyn Borough	TC-Provisional	3024	60	1.98	29	16							
Oaklyn Borough	TC-Rejected Ballots	3024	0	0.00									
Oaklyn Borough	Total	3024	1711	56.58	825	467							
Pennsauken Dist 1	Total	1086	421	38.77	190	59							
Pennsauken Dist 2	Total	1521	622	40.89	325	70							
Pennsauken Dist 3	Total	1050	453	43.14	171	120							
Pennsauken Dist 4	Total	1470	552	37.55	258	84							
Pennsauken Dist 5	Total	776	371	47.81	159	110							
Pennsauken Dist 6	Total	1070	471	44.02	171	146							
Pennsauken Dist 7	Total	1303	478	36.68	215	89							
Pennsauken Dist 8	Total	930	389	41.83	202	106							
Pennsauken Dist 9	Total	958	293	30.58	131	61							
Pennsauken Dist 10	Total	886	405	45.71	165	122							
Pennsauken Dist 11	Total	1019	470	46.12	222	140							
Pennsauken Dist 12	Total	853	352	41.27	147	54							
Pennsauken Dist 13	Total	842	364	43.23	157	113							
Pennsauken Dist 14	Total	1057	461	43.61	217	80							
Pennsauken Dist 15	Total	1291	468	36.25	186	73							
Pennsauken Dist 16	Total	795	273	34.34	116	29							
Pennsauken Dist 17	Total	1370	512	37.37	227	122							
Pennsauken Dist 18	Total	1304	554	42.48	195	169							
Pennsauken Dist 19	Total	662	267	40.33	117	65							
Pennsauken Dist 20	Total	809	330	40.79	175	45							
Pennsauken Dist 21	Total	727	280	38.51	98	67							
Pennsauken Dist 22	Total	806	357	44.29	165	59							
Pennsauken Dist 23	Total	812	367	45.20	132	101							
Pennsauken Dist 24	Total	671	211	31.45	95	32							
Pennsauken Mail-In Ballot	Total	0	1966	0.00	927	366							
Pennsauken Provisional	Total	0	362	0.00	139	58							
Pennsauken Emergency Ballots	Total	0	0	0.00									
Pennsauken Twp	TC-Election Day	24068	9721	40.39	4236	2116							
Pennsauken Twp	TC-Emergency	24068	0	0.00									
Pennsauken Twp	TC-Mail-In Ballot	24068	1966	8.17	927	366							
Pennsauken Twp	TC-Provisional	24068	362	1.50	139	58							
Pennsauken Twp	TC-Rejected Ballots	24068	0	0.00									
Pennsauken Twp	Total	24068	12049	50.06	5302	2540							
Pine Hill Dist 1	Total	1007	394	39.13	181	75							
Pine Hill Dist 2	Total	1163	449	38.61	150	159							
Pine Hill Dist 3	Total	1226	489	39.89	205	160							
Pine Hill Dist 4	Total	1299	429	33.03	186	83							
Pine Hill Dist 5	Total	1279	486	38.00	181	164							
Pine Hill Dist 6	Total	966	257	26.60	138	36							

State Public Question

		Registered	Ballots Cast	Turnout (%)	Yes	No							
Pine Hill Mail-In Ballot	Total	0	639	0.00	298	143							
Pine Hill Provisional	Total	0	100	0.00	51	24							
Pine Hill Emergency Ballots	Total	0	0	0.00									
Pine Hill Borough	TC-Election Day	6940	2504	36.08	1041	677							
Pine Hill Borough	TC-Emergency	6940	0	0.00									
Pine Hill Borough	TC-Mail-In Ballot	6940	639	9.21	298	143							
Pine Hill Borough	TC-Provisional	6940	100	1.44	51	24							
Pine Hill Borough	TC-Rejected Ballots	6940	0	0.00									
Pine Hill Borough	Total	6940	3243	46.73	1390	844							
Pine Valley Dist 1	Total	14	0	0.00									
Pine Valley Mail-In Ballot	Total	0	13	0.00	4	5							
Pine Valley Provisional	Total	0	0	0.00									
Pine Valley Emergency Ballots	Total	0	0	0.00									
Pine Valley Borough	TC-Election Day	14	0	0.00									
Pine Valley Borough	TC-Emergency	14	0	0.00									
Pine Valley Borough	TC-Mail-In Ballot	14	13	92.86	4	5							
Pine Valley Borough	TC-Provisional	14	0	0.00									
Pine Valley Borough	TC-Rejected Ballots	14	0	0.00									
Pine Valley Borough	Total	14	13	92.86	4	5							
Runnemede Dist 1	Total	741	265	35.76	106	73							
Runnemede Dist 2	Total	1036	364	35.14	144	126							
Runnemede Dist 3	Total	737	259	35.14	102	82							
Runnemede Dist 4	Total	885	360	40.68	118	104							
Runnemede Dist 5	Total	1369	487	35.57	172	157							
Runnemede Dist 6	Total	1104	444	40.22	154	144							
Runnemede Mail-In Ballot	Total	0	665	0.00	289	167							
Runnemede Provisional	Total	0	70	0.00	16	19							
Runnemede Emergency Ballots	Total	0	0	0.00									
Runnemede Borough	TC-Election Day	5872	2179	37.11	796	686							
Runnemede Borough	TC-Emergency	5872	0	0.00									
Runnemede Borough	TC-Mail-In Ballot	5872	665	11.32	289	167							
Runnemede Borough	TC-Provisional	5872	70	1.19	16	19							
Runnemede Borough	TC-Rejected Ballots	5872	0	0.00									
Runnemede Borough	Total	5872	2914	49.63	1101	872							
Somerdale Dist 1	Total	1483	589	39.72	221	155							
Somerdale Dist 2	Total	797	322	40.40	125	81							
Somerdale Dist 3	Total	782	332	42.46	123	65							
Somerdale Dist 4	Total	856	351	41.00	144	82							
Somerdale Mail-In Ballot	Total	0	366	0.00	160	77							

State Public Question

		Registered	Ballots Cast	Turnout (%)	Yes	No							
Somerdale Provisional	Total	0	45	0.00	18	11							
Somerdale Emergency Ballots	Total	0	0	0.00									
Somerdale Borough	TC-Election Day	3918	1594	40.68	613	383							
Somerdale Borough	TC-Emergency	3918	0	0.00									
Somerdale Borough	TC-Mail-In Ballot	3918	366	9.34	160	77							
Somerdale Borough	TC-Provisional	3918	45	1.15	18	11							
Somerdale Borough	TC-Rejected Ballots	3918	0	0.00									
Somerdale Borough	Total	3918	2005	51.17	791	471							
Stratford Dist 1	Total	594	281	47.31	140	102							
Stratford Dist 2	Total	879	363	41.30	182	136							
Stratford Dist 3	Total	852	369	43.31	152	143							
Stratford Dist 4	Total	1034	428	41.39	212	165							
Stratford Dist 5	Total	687	230	33.48	127	57							
Stratford Dist 6	Total	838	357	42.60	178	134							
Stratford Mail-In Ballot	Total	0	588	0.00	271	204							
Stratford Provisional	Total	0	108	0.00	59	29							
Stratford Emergency Ballots	Total	0	0	0.00									
Stratford Borough	TC-Election Day	4884	2023	41.42	987	736							
Stratford Borough	TC-Emergency	4884	0	0.00									
Stratford Borough	TC-Mail-In Ballot	4884	593	12.14	275	205							
Stratford Borough	TC-Provisional	4884	108	2.21	59	29							
Stratford Borough	TC-Rejected Ballots	4884	0	0.00									
Stratford Borough	Total	4884	2724	55.77	1321	970							
Tavistock Dist 1	Total	9	0	0.00									
Tavistock Mail-In Ballot	Total	0	4	0.00	2	1							
Tavistock Provisional	Total	0	0	0.00									
Tavistock Emergency Ballots	Total	0	0	0.00									
Tavistock Borough	TC-Election Day	9	0	0.00									
Tavistock Borough	TC-Emergency	9	0	0.00									
Tavistock Borough	TC-Mail-In Ballot	9	4	44.44	2	1							
Tavistock Borough	TC-Provisional	9	0	0.00									
Tavistock Borough	TC-Rejected Ballots	9	0	0.00									
Tavistock Borough	Total	9	4	44.44	2	1							
Voorhees Dist 1	Total	1453	583	40.12	230	151							
Voorhees Dist 2	Total	1328	572	43.07	217	176							
Voorhees Dist 3	Total	1294	536	41.42	230	156							
Voorhees Dist 4	Total	1235	322	26.07	137	54							
Voorhees Dist 5	Total	1362	495	36.34	234	80							
Voorhees Dist 6	Total	1350	548	40.59	205	141							
Voorhees Dist 7	Total	772	333	43.13	134	93							

State Public Question

		Registered	Ballots Cast	Turnout (%)	Yes	No								
Voorhees Dist 8	Total	1627	643	39.52	272	124								
Voorhees Dist 9	Total	1387	572	41.24	193	208								
Voorhees Dist 10	Total	1033	417	40.37	181	100								
Voorhees Dist 11	Total	1041	430	41.31	164	134								
Voorhees Dist 12	Total	1010	366	36.24	142	127								
Voorhees Dist 13	Total	1365	560	41.03	184	162								
Voorhees Dist 14	Total	902	375	41.57	143	93								
Voorhees Dist 15	Total	1241	497	40.05	208	133								
Voorhees Dist 16	Total	864	366	42.36	126	101								
Voorhees Dist 17	Total	745	313	42.01	123	75								
Voorhees Dist 18	Total	1180	320	27.12	159	51								
Voorhees Dist 19	Total	994	350	35.21	119	85								
Voorhees Mail-In Ballot	Total	0	3510	0.00	1582	727								
Voorhees Provisional	Total	0	465	0.00	154	84								
Voorhees Emergency Ballots	Total	0	0	0.00										
Voorhees Twp	TC-Election Day	22183	8598	38.76	3401	2244								
Voorhees Twp	TC-Emergency	22183	0	0.00										
Voorhees Twp	TC-Mail-In Ballot	22183	3510	15.82	1582	727								
Voorhees Twp	TC-Provisional	22183	465	2.10	154	84								
Voorhees Twp	TC-Rejected Ballots	22183	0	0.00										
Voorhees Twp	Total	22183	12573	56.68	5137	3055								
Waterford Dist 1	Total	1058	471	44.52	132	229								
Waterford Dist 2	Total	1234	511	41.41	153	223								
Waterford Dist 3	Total	1066	384	36.02	108	178								
Waterford Dist 4	Total	896	399	44.53	96	218								
Waterford Dist 5	Total	1079	358	33.18	102	154								
Waterford Dist 6	Total	1045	466	44.59	107	262								
Waterford Dist 7	Total	1129	477	42.25	91	267								
Waterford Dist 8	Total	318	155	48.74	36	85								
Waterford Mail-In Ballot	Total	0	976	0.00	431	300								
Waterford Provisional	Total	0	135	0.00	44	48								
Waterford Emergency Ballots	Total	0	0	0.00										
Waterford Twp	TC-Election Day	7825	3221	41.16	825	1616								
Waterford Twp	TC-Emergency	7825	0	0.00										
Waterford Twp	TC-Mail-In Ballot	7825	976	12.47	431	300								
Waterford Twp	TC-Provisional	7825	135	1.73	44	48								
Waterford Twp	TC-Rejected Ballots	7825	0	0.00										
Waterford Twp	Total	7825	4332	55.36	1300	1964								
Winslow W1 D1	Total	1084	486	44.83	115	231								
Winslow W1 D2	Total	1214	395	32.54	92	213								
Winslow W1 D3	Total	786	333	42.37	100	154								
Winslow W1 D4	Total	1410	571	40.50	202	206								
Winslow W1 D5	Total	1277	511	40.02	175	197								

State Public Question

		Registered	Ballots Cast	Turnout (%)	Yes	No							
Winslow W1 D6	Total	723	277	38.31	108	80							
Winslow Ward 1 Mail-In Ballot	Total	0	868	0.00	306	306							
Winslow Ward 1 Provisional	Total	0	78	0.00	21	30							
Winslow W1 Emergency Ballots	Total	0	0	0.00									
Winslow W2 D1	Total	1662	776	46.69	389	155							
Winslow W2 D2	Total	927	374	40.35	147	140							
Winslow W2 D3	Total	1696	680	40.09	264	175							
Winslow W2 D4	Total	1179	518	43.94	197	175							
Winslow W2 D5	Total	922	369	40.02	109	164							
Winslow W2 D6	Total	1040	450	43.27	231	64							
Winslow Ward 2 Mail-In Ballot	Total	0	793	0.00	339	226							
Winslow Ward 2 Provisional	Total	0	147	0.00	55	34							
Winslow W2 Mail-In Ballot Rejected	Total	0	0	0.00									
Winslow W2 Provisional Rejected	Total	0	0	0.00									
Winslow W2 Emergency Ballots	Total	0	0	0.00									
Winslow W3 D1	Total	1320	534	40.45	237	62							
Winslow W3 D2	Total	1493	606	40.59	282	59							
Winslow W3 D3	Total	1210	441	36.45	189	50							
Winslow W3 D4	Total	1208	510	42.22	279	64							
Winslow W3 D5	Total	1348	586	43.47	285	94							
Winslow Ward 3 Mail-In Ballot	Total	0	603	0.00	327	82							
Winslow Ward 3 Provisional	Total	0	102	0.00	41	14							
Winslow W3 Mail-In Ballot Rejected	Total	0	0	0.00									
Winslow W3 Provisional Rejected	Total	0	0	0.00									
Winslow W3 Emergency Ballots	Total	0	0	0.00									
Winslow W4 D1	Total	807	346	42.87	120	135							
Winslow W4 D2	Total	1643	603	36.70	300	121							
Winslow W4 D3	Total	1787	722	40.40	352	179							
Winslow W4 D4	Total	1294	588	45.44	262	144							
Winslow W4 D5	Total	1464	618	42.21	298	127							
Winslow Ward 4 Mail-In Ballot	Total	0	788	0.00	397	157							
Winslow Ward 4 Provisional	Total	0	131	0.00	54	27							
Winslow W4 Mail-In Ballot Rejected	Total	0	0	0.00									
Winslow W4 Provisional Rejected	Total	0	0	0.00									
Winslow W4 Emergency Ballots	Total	0	0	0.00									
Winslow Twp	TC-Election Day	27494	11294	41.08	4733	2989							
Winslow Twp	TC-Emergency	27494	0	0.00									
Winslow Twp	TC-Mail-In Ballot	27494	3052	11.10	1369	771							
Winslow Twp	TC-Provisional	27494	458	1.67	171	105							
Winslow Twp	TC-Rejected Ballots	27494	0	0.00									
Winslow Twp	Total	27494	14804	53.84	6273	3865							

State Public Question

		Registered	Ballots Cast	Turnout (%)	Yes	No							
Woodlynne Dist 1	Total	938	289	30.81	101	49							
Woodlynne Dist 2	Total	759	245	32.28	123	28							
Woodlynne Mail-In Ballot	Total	0	58	0.00	22	9							
Woodlynne Provisional	Total	0	30	0.00	10	6							
Woodlynne Emergency Ballots	Total	0	0	0.00									
Woodlynne Borough	TC-Election Day	1697	534	31.47	224	77							
Woodlynne Borough	TC-Emergency	1697	0	0.00									
Woodlynne Borough	TC-Mail-In Ballot	1697	58	3.42	22	9							
Woodlynne Borough	TC-Provisional	1697	30	1.77	10	6							
Woodlynne Borough	TC-Rejected Ballots	1697	0	0.00									
Woodlynne Borough	Total	1697	622	36.65	256	92							
Total - TC-Election Day		356954	139459	39.07	57062	39445							
Total - TC-Emergency		356954	0	0.00									
Total - TC-Mail-In Ballot		356954	41530	11.63	19697	9070							
Total - TC-Provisional		356954	6559	1.84	2522	1502							
Total - TC-Rejected Ballots		356954	0	0.00									
Contest Total		356954	187548	52.54	79281	50017							

Camden City School Bd Proposal

		Registered	Ballots Cast	Turnout (%)	Yes	No							
Camden City W1 D1	Total	572	148	25.87	39	75							
Camden City W1 D2	Total	1251	324	25.90	71	102							
Camden City W1 D3	Total	1020	245	24.02	45	132							
Camden City W1 D4	Total	888	206	23.20	45	95							
Camden City W1 D5	Total	1265	266	21.03	75	107							
Camden City W1 D6	Total	1171	307	26.22	71	203							
Camden City W1 D7	Total	854	145	16.98	38	64							
Camden City W1 D8	Total	923	322	34.89	76	181							
Camden City W1 D9	Total	1652	420	25.42	101	253							
Camden City W1 D10	Total	823	221	26.85	53	121							
Camden City Ward 1 Mail-In Ballot	Total	0	489	0.00	176	175							
Camden City Ward 1 Provisional	Total	0	214	0.00	54	97							
Camden City W1 Emergency Ballots	Total	0	0	0.00									
Camden City W2 D1	Total	666	181	27.18	16	127							
Camden City W2 D2	Total	889	262	29.47	16	203							
Camden City W2 D3	Total	984	403	40.96	52	297							
Camden City W2 D4	Total	724	196	27.07	28	134							
Camden City W2 D5	Total	809	195	24.10	50	87							
Camden City W2 D6	Total	1489	392	26.33	106	183							
Camden City W2 D7	Total	1043	300	28.76	86	169							
Camden City W2 D8	Total	1544	384	24.87	71	155							
Camden City W2 D9	Total	1423	356	25.02	78	156							
Camden City W2 D10	Total	684	163	23.83	39	62							
Camden City W2 D11	Total	703	175	24.89	36	83							
Camden City Ward 2 Mail-In Ballot	Total	0	541	0.00	176	209							
Camden City Ward 2 Provisional	Total	0	287	0.00	58	170							
Camden City W2 Emergency Ballots	Total	0	0	0.00									
Camden City W3 D1	Total	995	219	22.01	78	71							
Camden City W3 D2	Total	1389	404	29.09	119	163							
Camden City W3 D3	Total	882	248	28.12	112	71							
Camden City W3 D4	Total	1060	267	25.19	59	112							
Camden City W3 D5	Total	895	202	22.57	63	79							
Camden City W3 D6	Total	1109	370	33.36	105	157							
Camden City W3 D7	Total	1125	313	27.82	99	115							
Camden City W3 D8	Total	1204	332	27.57	121	92							
Camden City W3 D9	Total	1389	403	29.01	120	105							
Camden City Ward 3 Mail-In Ballot	Total	0	501	0.00	180	171							
Camden City Ward 3 Provisional	Total	0	144	0.00	49	42							
Camden City W3 Emergency Ballots	Total	0	0	0.00									
Camden City W4 D1	Total	923	254	27.52	88	88							
Camden City W4 D2	Total	1019	229	22.47	59	60							
Camden City W4 D3	Total	1099	275	25.02	57	90							
Camden City W4 D4	Total	1163	265	22.79	91	99							
Camden City W4 D5	Total	921	242	26.28	101	68							

Camden City School Bd Proposal

		Registered	Ballots Cast	Turnout (%)	Yes	No							
Camden City W4 D6	Total	1188	269	22.64	106	97							
Camden City W4 D7	Total	1098	304	27.69	118	106							
Camden City W4 D8	Total	1147	322	28.07	104	114							
Camden City W4 D9	Total	1156	307	26.56	109	96							
Camden City W4 D10	Total	1125	280	24.89	67	151							
Camden City Ward 4 Mail-In Ballot	Total	0	381	0.00	140	125							
Camden City Ward 4 Provisional	Total	0	200	0.00	66	66							
Camden City W4 Emergency Ballots	Total	0	0	0.00									
Camden City	TC-Election Day	42264	11116	26.30	2968	4923							
Camden City	TC-Emergency	42264	0	0.00									
Camden City	TC-Mail-In Ballot	42264	1912	4.52	672	680							
Camden City	TC-Provisional	42264	845	2.00	227	375							
Camden City	TC-Rejected Ballots	42264	0	0.00									
Camden City	Total	42264	13873	32.82	3867	5978							
Total - TC-Election Day		42264	11116	26.30	2968	4923							
Total - TC-Emergency		42264	0	0.00									
Total - TC-Mail-In Ballot		42264	1912	4.52	672	680							
Total - TC-Provisional		42264	845	2.00	227	375							
Total - TC-Rejected Ballots		42264	0	0.00									
Contest Total		42264	13873	32.82	3867	5978							

Mt Ephraim Municipal Question

		Registered	Ballots Cast	Turnout (%)	Yes	No							
Mt Ephraim Dist 1	Total	791	359	45.39	263	61							
Mt Ephraim Dist 2	Total	903	432	47.84	326	65							
Mt Ephraim Dist 3	Total	872	367	42.09	234	88							
Mt Ephraim Dist 4	Total	839	336	40.05	226	73							
Mt. Ephraim Mail-In Ballot	Total	0	361	0.00	247	51							
Mt. Ephraim Provisional	Total	0	30	0.00	24	4							
Mt. Ephraim Emergency Ballots	Total	0	0	0.00									
Mount Ephraim Borough	TC-Election Day	3405	1494	43.88	1049	287							
Mount Ephraim Borough	TC-Emergency	3405	0	0.00									
Mount Ephraim Borough	TC-Mail-In Ballot	3405	361	10.60	247	51							
Mount Ephraim Borough	TC-Provisional	3405	30	0.88	24	4							
Mount Ephraim Borough	TC-Rejected Ballots	3405	0	0.00									
Mount Ephraim Borough	Total	3405	1885	55.36	1320	342							
Total - TC-Election Day		3405	1494	43.88	1049	287							
Total - TC-Emergency		3405	0	0.00									
Total - TC-Mail-In Ballot		3405	361	10.60	247	51							
Total - TC-Provisional		3405	30	0.88	24	4							
Total - TC-Rejected Ballots		3405	0	0.00									
Contest Total		3405	1885	55.36	1320	342							

Stratford School Bd Proposal

		Registered	Ballots Cast	Turnout (%)	Yes	No							
Stratford Dist 1	Total	594	281	47.31	149	98							
Stratford Dist 2	Total	879	363	41.30	198	124							
Stratford Dist 3	Total	852	369	43.31	174	124							
Stratford Dist 4	Total	1034	428	41.39	244	139							
Stratford Dist 5	Total	687	230	33.48	124	66							
Stratford Dist 6	Total	838	357	42.60	211	111							
Stratford Mail-In Ballot	Total	0	588	0.00	254	213							
Stratford Provisional	Total	0	108	0.00	62	25							
Stratford Emergency Ballots	Total	0	0	0.00									
Stratford Borough	TC-Election Day	4884	2023	41.42	1097	660							
Stratford Borough	TC-Emergency	4884	0	0.00									
Stratford Borough	TC-Mail-In Ballot	4884	593	12.14	257	215							
Stratford Borough	TC-Provisional	4884	108	2.21	62	25							
Stratford Borough	TC-Rejected Ballots	4884	0	0.00									
Stratford Borough	Total	4884	2724	55.77	1416	900							
Total - TC-Election Day		4884	2023	41.42	1097	660							
Total - TC-Emergency		4884	0	0.00									
Total - TC-Mail-In Ballot		4884	593	12.14	257	215							
Total - TC-Provisional		4884	108	2.21	62	25							
Total - TC-Rejected Ballots		4884	0	0.00									
Contest Total		4884	2724	55.77	1416	900							

Contested Races with Write-In Candidates

Member of the Sterling Regional Board of Education - Somerdale (Unexpired Term) – Vote for One

Candidate	Candidate Type	Machine	Mail-In	Provisional	Total	Winner
Marc Ritz	Write-In	15	0	0	15	X
Stephanie White	Write-In	13	1	0	14	
All Other Write-Ins						

Members of the Audubon Board of Education – Vote for Three

Candidate	Candidate Type	Machine	Mail-In	Provisional	Total	Winner
Alison Cox	On Ballot	1941	500	79	2520	X
James Blumenstein	On Ballot	1634	479	72	2185	X
Ralph Gilmore	Write-In	93	5	9	107	X

Members of the Brooklawn Board of Education – Vote for Two

Candidate	Candidate Type	Machine	Mail-In	Provisional	Total	Winner
John Clotworth	On Ballot	304	64	3	371	X
Colin MacAdams	Write-In	37	3	0	40	X

Members of the Chesilhurst Board of Education – Vote for Two

Candidate	Candidate Type	Machine	Mail-In	Provisional	Total	Winner
Ronald R. Harmon	On Ballot	195	64	2	261	X
Joseph Medley	Write-In	4	0	0	4	X

Member of the Clementon Board of Education – Vote for Three

Candidate	Candidate Type	Machine	Mail-In	Provisional	Total	Winner
Christy Weaver	On Ballot	632	179	21	832	X
Christopher McKelvey	On Ballot	574	177	19	770	X
Gilbert Geary	Write-In	28	0	2	30	X

Member of the Gibbsboro Board of Education – Vote for Three

Candidate	Candidate Type	Machine	Mail-In	Provisional	Total	Winner
Maria Carrington	On Ballot	472	122	14	608	X
Andrew Parsinitz	On Ballot	438	128	12	578	X
Scott Littlefield	Write-In	47	1	0	48	X

Member of the Haddon Twp Board of Education – Vote for Three

Candidate	Candidate Type	Machine	Mail-In	Provisional	Total	Winner
James Lex	On Ballot	3040	965	108	4113	X
Allison Rodman	On Ballot	3321	961	109	4411	X
David Ricci	Write-In	414	106	15	535	X
Amy Foley	Write-In	229	26	5	260	
Chris Cook	Write-In	213	24	7	244	
William Mann	Write-In	162	36	2	200	
Craig Roncace	Write-In	116	2	6	124	
Cynthia Nelson Marr	Write-In	64	8	5	77	

Member of the Hi-Nella Board of Education (Unexpired Term - 2 year) – Vote for Two

No write-in candidate received more than one vote creating a tie. Per N.J.S.A. 19:3-25, a tie is a vacancy.

Member of the Hi-Nella Board of Education (Unexpired Term - 1 year) – Vote for One

No write-in candidate received more than one vote creating a tie. Per N.J.S.A. 19:3-25, a tie is a vacancy.

Member of the Hi-Nella Board of Education – Vote for One

No write-in candidate received more than one vote creating a tie. Per N.J.S.A. 19:3-25, a tie is a vacancy.

Member of the Merchantville Board of Education – Vote for Three

Candidate	Candidate Type	Machine	Mail-In	Provisional	Total	Winner
Elliot Honigfeld	On Ballot	613	161	25	799	X
Marc Carcanague	On Ballot	562	158	24	744	X
Daniel Licata	Write-In	74	7	5	86	X

Member of the Mt. Ephraim Board of Education (Unexpired Term) – Vote for One

Candidate	Candidate Type	Machine	Mail-In	Provisional	Total	Winner
Brian Cavallaro	Write-In	57	0	0	57	X

Member of the Pine Hill Board of Education (Unexpired Term – 2 Years) – Vote for One

Candidate	Candidate Type	Machine	Mail-In	Provisional	Total	Winner
Martin Mendetta	Write-In	9	14	0	23	X
Elizabeth King	Write-In	9	1	0	10	

CAM_20181106_E
November 6, 2018
Personal Choice Detail by Political Subdivision
Camden County

US Senator
Vote for One

Political Subdivision: Federal	Write-in Name	Machine	Voter Tag
	ROY HALLADAY	25019	XNJNT
	DANTE MAGAZZU	25029	XNJFN
	MCORMICK	25040	XNCHR
	NOT-THESE-GUYS	25057	XNCHT
	GEORGE LOPEZ	25068	XNJRC
	DONALD NORCROSS	25070	XNHFH
	MICHAEL BROGAN	25070	XNCC
	NJ IS CORRUPT	25079	XNCJM
	NONE-OF-THE-ABOVE	25081	XNJMX
	KIM ANDREW	25082	XNCFX
	PAUL MCCARTNEY	25086	XNCRJ
	BRUCE SIZER	25092	XNCCZ
	JANICE SIEGEL-	25109	XNRFN
	BOOTH LEFT PARTY LEFT NO	25115	XNCFM
	JOE PISCOPO	25124	XNJMX
	MY-HAMISTER	25127	XNCCF
	GEDDY LEE	25139	XNHFY
	THEODORE LIDDELL	25159	XNJRX
	EARL GAGE	25168	XNHC
	MARC DAVIS	25171	XNJFX
	RAYGRIER	25174	XNJFJ
	OGEDGEBE OLAKUNLE	25179	XNCR
	ROBERT GEORGE	25185	XNCRN
	ALEX-LAW	25191	XNCMR
	WALTER A. EIFE	25192	XNHZ
	WALT DISNEY	25205	XNCRF
	MIKE BERMAN	25209	XNCT
	FELICIA MASON	25221	MMHNZ
	MENENDEZ	25224	XNCR
	BERNIE SANDERS	25227	XNCF
	BOTH ARE A DISGRACE	25238	XNJRT
	ED FORCHION	25244	XNCF
	BRIAN LAWRENE	25259	XNCRN
	JOH FEWRT	25259	XNHN
	TREMAE WILLIAMS	25273	XNCFZ
	SNOPPY-WWI-HERO	25283	XNCC
	LARRY GRAY	25287	XJUTT
	MIKE TYRRELL	25306	XNJRJ
	BERNIE SANDERS	25329	XNCHC

CAM_20181106_E
November 6, 2018
Personal Choice Detail by Political Subdivision
Camden County

US Senator
Vote for One

Political Subdivision: Federal	Write-in Name	Machine	Voter Tag
	WENDE NACHMAN	25347	XNJUR
	TED BAKER	25351	XNCHT
	PADEN DIETRICH	25354	XNCZM
	CLEAR	25356	XNCRM
	TERRY	25358	XNNHZ
	ROBERT RKCKY-WILSON	25364	XNCMZ
	BRO. ZAWDIE ABDUL-MALIK	25382	XNCF
	MAX-MULL--THE-CAT	25397	XNCZX
	BOOKER	25402	XNJFX
	SUZANNE LUBIN	25404	XNHFX
	THESSA CAT	25406	XNJMH
	LOU	25415	XNHYZ
	JESUS CHRIST	25422	XNIZC
	RUSSELL	25424	XNCZM
	NEITHER	25425	XNCFJ
	SCOTT CHERNOFF	25428	MMNJU
	CHUCK-CAHN	25433	XNCRM
	ANDY KIM	25440	XNCT
	LEE GITZES	25440	XNRRM
	DALE T. CAT	25448	XNNRJ
	KEVIN COSTELLO	25449	XNCTF
	BOOKER	25451	XNHFJ
	J	25455	XNCF
	MIKE TROUT	25458	XNIZH
	BON JOVI	25463	XNJTZ
	BOB-HUGIN	25487	MMHNT
	JOHN ANGELONI	25488	XNJMF
	GLEN-BIANCHINI	25497	XNHFX
	MIKIE SHERILL	25516	XNCMH
	STEPHEN J CAREY	25517	XNCLZ
	DAVIS MIZLANSKY	25520	XNHTJ
	WALLY	25521	MMJZT
	LISA MCCORMICK	25521	MMNRM
	ANY OTHER DEMOCRAT	25522	XNRRR
	SALVATORE SICILIANO	25528	XNHTM
	PROCHOICE IS HATE	25530	XNNHJ
	JESUS-CHRIST	25545	XNCFX
	BENJAMIN PERLOFF	25547	XNJZJ
	CORY BOOKER	25548	XNCTF

CAM_20181106_E
November 6, 2018
Personal Choice Detail by Political Subdivision
Camden County

US Senator
Vote for One

Political Subdivision:	Write-in Name	Machine	Vote for One	Machine	Vote for One	Write-in Name	Machine	Vote for One	Machine	Vote for One
Federal	ASHLEE HENDERSON	25555	XNNMH			ALEXANDRIA OCASIO-CORTEZ	25157	XNCMF		
	MOTHER-TERESA	25582	XNFTM			SATCHELL	25167	XNIFR		
	MICKEY MOUSE	25595	XNCCM			NICK FOLES	25185	XNCNN		
	ED WHITE	25604	XNJRT			JAMIE SCHLUSSEL	25185	XNUZM		
	DAN MANDZAK	25622	XNCH			RAY CIVITELLA	25187	XNNHH		
	EUGENE KUZINSKI	25623	XNJRU			ALEX-LAW	25191	XNCMR		
	KIM, ANDY	25626	XNCF			ALEX LAW	25191	XNZH		
	JEFFREY LIANO	25649	XNJFC			ALEXANDRIA OCASIO-CORTEZ	25194	XNCMZ		
	CHRISSE HOULAHAN	25664	XNCCC			JUDY GREEBERG	25200	XNNRN		
	CHRISSE HOULAHAN	25665	MMJNR			MOM	25213	XNRMF		
	NATALIE RIVERA	25671	XNCTC			FELICIA MASON	25221	MMHNZ		
	TRICIA FLANAGAN	25677	XNCTH			TROY JURIMAS	25229	XNFTN		
	ROBERT-LEONCHUCK	25686	XNCFH			JAMES BROWN	25247	XNCCC		
	EDWARD FORCHON	25707	XNCCM			PATRICK-LOOMIS	25258	XNGRR		
	TIMOTHY SIMONS	25744	XNCJC			BRIAN LAWRENCE	25259	XNNCN		
	JAMES R DILORETO	25744	XNHF			TRENAE WILLIAMS	25273	XNGFZ		
	JORDAN PETERSON	25766	XNNMM			BERNIE SANDERS	25329	XNCHC		

House of Representatives 1st District
Vote for One

Political Subdivision:	Write-in Name	Machine	Vote for One	Machine	Vote for One	Write-in Name	Machine	Vote for One	Machine	Vote for One
Congressional Dist 1	ROGERADAMS	23724	XNNMH			THOMAS D KEISER	25329	XNCTT		
	NONE OF THEM	25007	XNRT			ANDY KIM	25335	XNFTM		
	IAN SCHULTZ	25017	XNMT			WENDE NACHMAN	25347	XNJUR		
	ELTON CUSTS	25042	XNHR			BRO. ZAWDIE ABDUL-MALIK	25382	XNCF		
	ANDY-KIM	25043	XNCHJ			WE-DESERVE-BETTER	25387	XNNHJ		
	CHARLES DICKINS	25068	XJRC			FU	25399	XNCTR		
	AASIM-JOHNSON	25070	XNCCC			THESSA CAT	25406	XNJMH		
	FIGHT-CORRUPTION	25075	XNCFJ			VIKTOR LAWSON	25415	XNJNR		
	WILLIAM THOMASHEFSKY III	25081	XNJX			ALEX LAW	25416	XNRMZ		
	NONE-OF-THE-ABOVE	25081	XNJAX			SAM KATES	25434	XNCMF		
	ANDREW RODGERS	25089	XNJRU			EMMA-STOFEK	25435	XNRF		
	BABE RUTH	25114	XNCZX			GRITTY	25445	XNNRM		
	MICHAEL BEESE	25118	XNHF			ROBERT MILLER	25450	XJFN		
	GRITTY	25133	XNCFM			JAMES-FIELDS	25452	XNNHC		
	ALEX LAW	25133	XNCIN			NY	25454	XNCJC		
	ALEX LAW	25133	XJCN			JENNY	25454	XNCMC		
						ANDY KIM	25458	XNCCZ		
						WHITNEY	25463	XNITZ		
						EDWARD-DIGIACOMO	25469	XNCMC		
						DONALD-DUCK	25473	XNCRZ		
						GREEN PARTY CANDIDATE	25477	XNCJ		
						ALEX-LAW	25490	XNNHF		

CAM_20181106_E
November 6, 2018
Personal Choice Detail by Political Subdivision
Camden County

House of Representatives 1st District
Vote for One

Political Subdivision:	Write-in Name	Machine	Vote for One	Machine	Vote for One	Write-in Name	Machine	Vote for One	Machine	Vote for One
Congressional Dist 1	ALEXANDRIA OCASIO-CORTEZ	25157	XNCMF			THOMAS D KEISER	25329	XNCTT		
	SATCHELL	25167	XNIFR			ANDY KIM	25335	XNFTM		
	NICK FOLES	25185	XNCNN			WENDE NACHMAN	25347	XNJUR		
	JAMIE SCHLUSSEL	25185	XNUZM			BRO. ZAWDIE ABDUL-MALIK	25382	XNCF		
	RAY CIVITELLA	25187	XNNHH			WE-DESERVE-BETTER	25387	XNNHJ		
	ALEX-LAW	25191	XNCMR			FU	25399	XNCTR		
	ALEX LAW	25191	XNZH			THESSA CAT	25406	XNJMH		
	ALEXANDRIA OCASIO-CORTEZ	25194	XNCMZ			VIKTOR LAWSON	25415	XNJNR		
	JUDY GREEBERG	25200	XNNRN			ALEX LAW	25416	XNRMZ		
	MOM	25213	XNRMF			SAM KATES	25434	XNCMF		
	FELICIA MASON	25221	MMHNZ			EMMA-STOFEK	25435	XNRF		
	TROY JURIMAS	25229	XNFTN			GRITTY	25445	XNNRM		
	JAMES BROWN	25247	XNCCC			ROBERT MILLER	25450	XJFN		
	PATRICK-LOOMIS	25258	XNGRR			JAMES-FIELDS	25452	XNNHC		
	BRIAN LAWRENCE	25259	XNNCN			NY	25454	XNCJC		
	TRENAE WILLIAMS	25273	XNGFZ			JENNY	25454	XNCMC		
	BERNIE SANDERS	25329	XNCHC			ANDY KIM	25458	XNCCZ		
	THOMAS D KEISER	25329	XNCTT			WHITNEY	25463	XNITZ		
	ANDY KIM	25335	XNFTM			EDWARD-DIGIACOMO	25469	XNCMC		
	WENDE NACHMAN	25347	XNJUR			DONALD-DUCK	25473	XNCRZ		
	BRO. ZAWDIE ABDUL-MALIK	25382	XNCF			GREEN PARTY CANDIDATE	25477	XNCJ		
	WE-DESERVE-BETTER	25387	XNNHJ			ALEX-LAW	25490	XNNHF		
	FU	25399	XNCTR							

CAM_20181106_E
November 6, 2018
Personal Choice Detail by Political Subdivision
Camden County

Sheriff
Vote for One

Political Subdivision:	County	Write-in Name	Machine	Vote for One	Machine	Vote for One
WENDE NACHMAN			25347	XNJJR		
SHECK WES			25378	XNJFM		
LARRY GETZ			25398	MMNRM		
FU			25399	XNCTR		
SEAN MCGOWAN			25400	XNCF		
ROBERT DECUZZI			25400	XNJHH		
THESSA CAT			25406	XNJMH		
GARY ABRAMS			25411	XNJRM		
JOSEPH CROWTHERS JR			25413	XNCZX		
RUSSELL			25424	XNCZM		
BUBBA THE LOVE SPONGE CL			25424	XNJFT		
ARNOLD DAVIS			25426	XNCMX		
JASON BURWOOD			25429	XNJJH		
IMAX BECKER			25432	XNCMX		
LUBA MANGEL			25438	XNJHC		
SEAN BROWN			25450	XNRT		
CATHRYN MAENZA			25454	MMJZF		
MERVIN			25467	XNMAX		
CARMEL MORINA			25476	XNRT		
CAITLIN CATANIA			25484	MMJTR		
VOID-VOTER-FLED			25486	XNJRN		
JOHN MADDEN			25488	XNRRN		
JOE ARPAIO			25514	XNJTZ		
JOAQUIN EL CHAPO GUZMAN			25517	XNCJZ		
TERESA TWOTONE SIMONE			25524	XNCXC		
ACAB			25526	MMNRR		
EVAN GOODFELLOW			25533	XNCTN		
MOE			25537	XNJFR		
THE COGGIN TOBOGGAN			25537	XNCMX		
JESUS-CHRIST			25545	XNCFX		
BENJAMIN PERLOFF			25547	XNJZI		
BRENTNYN SMITH			25559	XNCR		
ODO			25560	XNRRJ		
SONNY			25580	XNCTJ		
GOD			25581	XNHT		
MARC MCCLASKEY			25599	XNJTH		
MENENDEZ			25602	XNRFJ		
ROURKE DECKER			25612	XNJRZ		
NONE			25616	XNJRR		

CAM_20181106_E
November 6, 2018
Personal Choice Detail by Political Subdivision
Camden County

Sheriff
Vote for One

Political Subdivision:	County	Write-in Name	Machine	Vote for One	Machine	Vote for One
ANDREW KUMAR			25619	MMHNZ		
MIKE WALLACH			25627	XNCFX		
KIRON KOWSHIK			25629	XNJXF		
YOSIMITE SAM			25634	XNRFH		
WILLIAM P-ACKERMAN			25637	XNCJZ		
JOHN MAURO			25645	XNCZZ		
YUNG IVE			25650	XNJFJ		
SNOPPY			25663	XNCMF		
NATHANIEL SMITH			25663	XNCR		
MICHAEL MENTA			25672	XNJFN		
OMAR ALEGRIA			25677	MMJNX		
VERNA INGRAM			25680	XNJNJ		
MATTHEW CHAKOV			25689	XNCJ		
LOU HANNON			25693	XNCRZ		
DONALD J TRUMP			25693	XNNHM		
DANIEL CHUJUMENTO			25702	XNHFR		
DAVID WAXMAN			25702	XNNRC		
BRUCE CHENEY JR			25721	XNNRH		

Board of Chosen Freeholders
Vote for Three

Political Subdivision:	County	Write-in Name	Machine	Vote for Three	Machine	Vote for Three
ALICE CHANG			23717	XNCMZ		
SADE			23724	XNJHT		
AMANDA PORTER			25007	XNNRF		
CARDI B			25034	XNNMN		
LEONARDO DICAPRIO			25034	XNNMN		
IVY QUEEN			25034	XNNMN		
KEITH A. WALKER			25042	XNLCZ		
ELTON CUSTIS			25042	XNNHR		
LUCAS MURRAY			25059	XNNMZ		
MURRAY LUCAS			25070	XNJFR		
AASIM-JOHNSON			25070	XNNCC		
ERIC ETHRIDGE			25073	XNCJH		
ANTHONY DECUZZI			25075	XNJRM		
MORDECHAI SHMIDMAN			25079	XNCRN		
CHAIM SHMIDMAN			25079	XNCRN		

CAM_20181106_E
November 6, 2018
Personal Choice Detail by Political Subdivision
Camden County

Board of Chosen Freeholders
Vote for Three

Political Subdivision:	County	Machine	Write-in Name	Voter Tag
		25079	DOVID SHIDMAN	XNCNM
		25081	NICK GAUDIO	XNCN
		25081	NICHOLAS GAUDIO	XNCN
		25081	NICK GAUDIO	XNCN
		25089	NELSON LO	XNCTF
		25090	FREDERICK DANDE	XNCRT
		25092	SQUIRES A TOOL	XNCTM
		25095	GREGORY BRUNO	XNRC
		25099	MATTHEW RUSSELL	XNCZJ
		25101	MICHAEL GIVARELLA	XNJRZ
		25110	LAUREN ATKIN	XNCTH
		25110	OLIVIA ATKIN	XNCTH
		25110	ERICA ATKIN	XNCTH
		25113	BEREL MANGEL	XNJHM
		25114	CLAUDE GIROUX	XNCZX
		25114	KELLY SLATER	XNCZX
		25114	NICK FOLES	XNCZX
		25121	JAMES HENRY	XNJCF
		25122	JOSEPH-OODFELLOW	XNCCX
		25122	ILBERTGEARY	XNJNZ
		25123	JOHN CORZINE	XNCHZ
		25127	ROBERT	XNHR
		25127	DUKE	XNMT
		25136	MICHAEL HOLLAND	XNJRM
		25138	LUKE WILLIAMS	XNCCZ
		25138	LUKE WILLIAMS	XNCCZ
		25138	LPTQ	XNCCZ
		25177	SAM SWEET	XNJXF
		25185	ROY JOHN CUSTODIO	XNMIM
		25185	AARON J ROCKS	XNMIM
		25185	JOSHUA M ROCKS	XNMIM
		25195	SHAWN HIBBS	XNRM
		25197	TREVOR CEPAS	XNCTX
		25198	SCOTCRISTOFARO	XNCHJ
		25200	RAY LAMBOY	XNJCN
		25200	CURTIS JACKSON	XNJCN
		25221	FELICIA MASON	MMHNZ
		25221	FELICIA MASON	MMHNZ
		25231	DENISE STILL	XNCRM

CAM_20181106_E
November 6, 2018
Personal Choice Detail by Political Subdivision
Camden County

Board of Chosen Freeholders
Vote for Three

Political Subdivision:	County	Machine	Write-in Name	Voter Tag
		25235	DAN LICATTA	XNINN
		25251	MIKE HUNT	XNRFJ
		25258	RAY LOOMIS	XNCR
		25259	BRIAN-LAWRENCE	XNCCN
		25266	PETER AMBRUCH	XNJFM
		25276	WILLIAM MOEN	XNCCX
		25276	WILLIAM MOEN	XNCCX
		25276	KARL MARX	XNCCM
		25276	EMMA GOLDMAN	XNCCM
		25276	FRED HAMPTON	XNCCM
		25287	JOHN KRIHWAN	XNCRX
		25292	JADA	MMNRM
		25312	MARYANN MERLINO	XNCCM
		25312	MARYANN MERLINO	XNCCM
		25321	JEROME SINDONI	XNCCZ
		25322	SEAN BRENNAN	XNJHN
		25347	WENDE NACHMAN	XNJUR
		25347	WENDE NACHMAN	XNJUR
		25347	WENDE NACHMAN	XNJUR
		25361	WINTER	XNIMX
		25378	MARY CORTES	XNCJX
		25378	DRAKE	XNJFM
		25378	DAVID GILMOUR	XNJFM
		25378	OFFSET	XNJFM
		25382	BRO. ZAWDIE ABDUL-MALIK	XNCCF
		25382	BRO. ZAWDIE ABDUL-MALIK	XNCCF
		25382	BRO. ZAWDIE ABDUL-MALIK	XNCCF
		25399	FU	XNCTR
		25399	FU	XNCTR
		25399	FU	XNCTR
		25400	SEAN MCGOWAN	XNCCF
		25400	ANTHONY DECUZZI	XNJHH
		25402	DANIELLA-ANDRE	XNRFX
		25403	CURLEY	XNJFX
		25403	LARRY	XNJFX
		25403	MOE	XNJFX
		25406	THESSA CAT	XNIMH
		25406	THESSA CAT	XNIMH
		25406	THESSA CAT	XNIMH

CAM_20181106_E
November 6, 2018
Personal Choice Detail by Political Subdivision
Camden County

Board of Chosen Freeholders
Vote for Three

Political Subdivision:	County	Write-in Name	Machine	Vote for Three	Machine	Vote for Three	Write-in Name	County
		GARY ABRAMS	25411	XNJRM	25411	XNJRM	JESUS-CHRIST	
		FREDRICK DANDE	25415	XNCZR	25415	XNCZR	KIM RILEY	
		ANGELINA JIMENEZ	25418	XNCZN	25418	XNCZN	FRANK CAVALLARO	
		GREGORY BRUNO	25420	XNJTM	25420	XNJTM	RAYMOND MILLER	
		LEE PLENN	25428	XNOMH	25428	XNOMH	SAMWISE GAMIGEE	
		LUBA MANGEL	25438	XNJHC	25438	XNJHC	MERIDOC BRANDYBUCK	
		LUBA MANGEL	25438	XNJHC	25438	XNJHC	FRODO BAGGINS	
		TRUMP	25441	XNRFN	25441	XNRFN	FRED BARTLING	
		CURIOUS GEORGE	25441	XNRFN	25441	XNRFN	MIKE ASTRINGER	
		SPONGBOB	25441	XNRFN	25441	XNRFN	GOD	
		JOSEPH PAULI	25450	XNJTC	25450	XNJTC	GOD	
		JOSEPH PAULI	25450	XNJTC	25450	XNJTC	GOD	
		JOSEPH PAULI	25450	XNJTC	25450	XNJTC	GOD	
		MICHAEL HOLLAND	25461	XNCCZ	25461	XNCCZ	PETER J CARUSO	
		MICHAEL HOLLAND	25461	XNCCZ	25461	XNCCZ	ZORA NEAL HURSTON	
		JENAI JOHNSON	25462	XNNRC	25462	XNNRC	AUDRE LORDE	
		GEORGE PELLAK	25463	XNCJH	25463	XNCJH	ELLA BAKER	
		T. KNOCKE	25468	XNHTC	25468	XNHTC	MICKEY MOUSE	
		M. NOLAN	25468	XNHTC	25468	XNHTC	RUSH LIMBAUGH	
		P. KAIN	25478	XNRT	25478	XNRT	KATHRYN DECKER	
		JIM LAVENDER	25478	XNCRH	25478	XNCRH	TJ SUNDBERG	
		MARC RITZ	25481	XNCH	25481	XNCH	MICHAEL COBURN	
		ELAINE LEVINS	25483	XNMM	25483	XNMM	MICHAEL COBURN	
		PROTEST	25517	XNCJZ	25517	XNCJZ	LARRY GRAY	
		STEPHEN J CAREY	25517	XNCTR	25517	XNCTR	MIRANDA	
		SNOOPY	25517	XNCTR	25517	XNCTR	HARAMBE	
		UNDERDOG	25517	XNCTR	25517	XNCTR	BATMAN	
		HOMER	25517	XNCTR	25517	XNCTR	MICHAEL MENTA	
		JAMES-BRESCH	25517	XNJFT	25517	XNJFT	VERNA INGRAM	
		DAVID RICCI	25521	MMHTT	25521	MMHTT	VERNA INGRAM	
		RUTH VIRGINIA CONNOR	25521	MMNRM	25521	MMNRM	VERNA INGRAM	
		LINDA JUNE KINGSMORE	25521	MMNRM	25521	MMNRM	VERNA INGRAM	
		JOANNE CONNOR KENNEDY	25521	MMNRM	25521	MMNRM	JERALDO FUENTES	
		STROBEL	25527	XNCHM	25527	XNCHM	STEVEN KELLY	
		WILLIAM H TUCKER	25527	XNHFT	25527	XNHFT	MONEKE RAGSDALE	
		EVAN PATRICK GOODFELLOW	25533	XNCTN	25533	XNCTN	NICOLE WISMER	
		COLIN GOODFELLOW	25533	XNCTN	25533	XNCTN	CRAG JONES	
		MARGARET GOODFELLOW	25533	XNCTN	25533	XNCTN	LAEL BRATTAN	
		JANET WILLIAMS	25542	XNJZN	25542	XNJZN	STUART PLATT	

November 07, 2018 4:11 PM

Page 11 of 142

CAM_20181106_E
November 6, 2018
Personal Choice Detail by Political Subdivision
Camden County

Board of Chosen Freeholders
Vote for Three

Political Subdivision:	County	Write-in Name	Machine	Vote for Three	Machine	Vote for Three	Write-in Name	County
		JESUS-CHRIST	25545	XNCFX	25545	XNCFX	JESUS-CHRIST	
		KIM RILEY	25547	XNNCM	25547	XNNCM	KIM RILEY	
		FRANK CAVALLARO	25547	XNNCM	25547	XNNCM	FRANK CAVALLARO	
		RAYMOND MILLER	25547	XNNCM	25547	XNNCM	RAYMOND MILLER	
		SAMWISE GAMIGEE	25560	XNNRJ	25560	XNNRJ	SAMWISE GAMIGEE	
		MERIDOC BRANDYBUCK	25560	XNNRJ	25560	XNNRJ	MERIDOC BRANDYBUCK	
		FRODO BAGGINS	25560	XNNRJ	25560	XNNRJ	FRODO BAGGINS	
		FRED BARTLING	25568	XNNRM	25568	XNNRM	FRED BARTLING	
		MIKE ASTRINGER	25581	MMHXH	25581	MMHXH	MIKE ASTRINGER	
		GOD	25581	XNNHT	25581	XNNHT	GOD	
		GOD	25581	XNNHT	25581	XNNHT	GOD	
		PETER J CARUSO	25587	XNCNJ	25587	XNCNJ	PETER J CARUSO	
		ZORA NEAL HURSTON	25587	XNCNZ	25587	XNCNZ	ZORA NEAL HURSTON	
		AUDRE LORDE	25587	XNCNZ	25587	XNCNZ	AUDRE LORDE	
		ELLA BAKER	25587	XNCNZ	25587	XNCNZ	ELLA BAKER	
		MICKEY MOUSE	25587	XNCXN	25587	XNCXN	MICKEY MOUSE	
		RUSH LIMBAUGH	25593	XNRFN	25593	XNRFN	RUSH LIMBAUGH	
		KATHRYN DECKER	25612	XNJRZ	25612	XNJRZ	KATHRYN DECKER	
		TJ SUNDBERG	25612	XNNRZ	25612	XNNRZ	TJ SUNDBERG	
		MICHAEL COBURN	25616	XNJRR	25616	XNJRR	MICHAEL COBURN	
		MICHAEL COBURN	25616	XNJRR	25616	XNJRR	MICHAEL COBURN	
		LARRY GRAY	25642	XNJMJ	25642	XNJMJ	LARRY GRAY	
		MIRANDA	25643	XNHFC	25643	XNHFC	MIRANDA	
		HARAMBE	25672	XJFNF	25672	XJFNF	HARAMBE	
		BATMAN	25672	XJFNF	25672	XJFNF	BATMAN	
		MICHAEL MENTA	25672	XJFNF	25672	XJFNF	MICHAEL MENTA	
		VERNA INGRAM	25680	XNJNJ	25680	XNJNJ	VERNA INGRAM	
		VERNA INGRAM	25680	XNJNJ	25680	XNJNJ	VERNA INGRAM	
		VERNA INGRAM	25680	XNJNJ	25680	XNJNJ	VERNA INGRAM	
		JERALDO FUENTES	25684	XNCRZ	25684	XNCRZ	JERALDO FUENTES	
		STEVEN KELLY	25693	XNCRZ	25693	XNCRZ	STEVEN KELLY	
		MONEKE RAGSDALE	25693	XNCRZ	25693	XNCRZ	MONEKE RAGSDALE	
		NICOLE WISMER	25700	XNCRH	25700	XNCRH	NICOLE WISMER	
		CRAG JONES	25700	XNCRH	25700	XNCRH	CRAG JONES	
		LAEL BRATTAN	25700	XNCRH	25700	XNCRH	LAEL BRATTAN	
		STUART PLATT	25759	XNNMC	25759	XNNMC	STUART PLATT	

November 07, 2018 4:11 PM

Page 12 of 142

CAM_20181106_E
November 6, 2018
Personal Choice Detail by Political Subdivision
Camden County

Board of Chosen Freeholders
Vote for Three

Political Subdivision: County
Write-in Name Machine Voter Tag

Write-in Name	Machine	Voter Tag
Y.	25770	XNHFZ

Political Subdivision: Audubon School District

Write-in Name	Machine	Voter Tag
ANNA MAE HOOVER	25000	XNCCH
RALPH GILMORE	25000	XNCHC
GILMORE	25000	XNCMN
GRITTY	25000	XNHFJ
WHITEY BULGAR	25000	XNHFZ
MAGGIE THATCHER	25000	XNHFZ
OBAMA BIN LADEN	25000	XNHFZ
ELIZABETH GOLDMAN	25000	XNHFZ
RALPH GILMORE	25000	XNJFT
PENN REAGAN	25000	XNJMC
RALPH GILMORE	25000	XNJRF
MATTHEW WATERS	25000	XNJXN
RALPH-GILMORE	25000	XNLJZ
RALPH GILMORE	25000	XNJZN
RALPH GILMORE	25000	XNNCR
COX	25000	XNNHT
RALPHGILMORE	25000	XNNMT
RALPH GILMORE	25000	XNNMZ
PENN REAGAN	25000	XNRFY
PENN REAGAN	25000	XNRMF
RALPH GILMORE	25001	XNCJH
ANDREW SCHULTZ	25001	XNCRF
GINA FORTUNA-OSINSKI	25002	XNCCH
MICHAEL CHAPPELL	25002	XNCCR
THOMAS ROBERTSON	25002	XNCRF
WILLIAM-HARVEY	25002	XNCRH
GERARD-CALLAN	25002	XNCMN
RALPHGILMORE	25002	XNCAX
PAUL FOSTER	25002	XNCRM
PENN REAGAN	25002	XNCTJ
RALPH GILMORE	25002	XNHFC
RALPH-GILMORE	25002	XNHFM

CAM_20181106_E
November 6, 2018
Personal Choice Detail by Political Subdivision
Camden County

Local BOE-Audubon Boro/Park
Vote for Three

Political Subdivision: Audubon School District
Write-in Name Machine Voter Tag

Write-in Name	Machine	Voter Tag
JON MARTIN	25002	XNFX
MARGARET TOMASELLI	25002	XNHFT
RALPH GILMORE	25002	XNICF
RALPH GILMORE	25002	XNIFM
WATSON FROONJIAN	25002	XNIFN
GINA-OSINSKI	25002	XNIHM
TARA SULLIVAN-BUTRICA	25002	XNIHM
JON MARTIN	25002	XNIHM
MATT-CARR	25002	XNIMH
SCOTT-NIXON	25002	XNITF
PENN	25002	XNIZF
RALPH GILMORE	25002	XNIZZ
MICHAEL CHAPPELL	25002	XNNMC
IAN	25002	XNNIM
GINA OSINSKI	25002	XNNMJ
RALPH GILMORE	25002	XNNRF
GERARD CALLAN	25002	XNRF
ANDREW HARPER	25003	XNCF
LILLIAN CLEARY	25003	XNCCX
MICHAEL CHAPPELL	25003	XNCF
PENN REGAN	25003	XNCFM
RALPH-GILMORE	25003	XNCHJ
PENN REAGEN	25003	XNCMJ
MICHAEL CHAPPELL	25003	XNCMZ
RALPH GILMORE	25003	XNCRF
GILMORE	25003	XNCTX
MICHAEL CHAPPELL	25003	XNHFT
PEGGY BRADSHAW	25003	XNHFM
LILLIAN CLEARY	25003	XNHFM
MARK GATTI	25003	XNHFT
MICHAEL CHAPPELL	25003	XNICJ
PENN REAGAN	25003	XNICM
JOHN HAEFFNER	25003	XNICN
MICHAEL CHAPPELL	25003	XNICX
MICHAEL CHAPPELL	25003	XNICZ
CHERYL ALVIN	25003	XNIFN
TARA BUTRICA	25003	XNIFM
RALPH GILMORE	25003	XNIHM
LILLIAN CLEARY	25003	XNHFT

CAM_20181106_E
November 6, 2018
Personal Choice Detail by Political Subdivision
Camden County

Local BOE-Audubon Boro/Park
Vote for Three

Political Subdivision: Audubon School District

Write-in Name	Machine	Vote Tag
LILLIAN CLEARY	25003	XNJHT
LILLIAN CLEARY	25003	XNJHT
RALPH GILMORE	25003	XNJMZ
BOB-HOOVER	25003	XNJNX
GINA-OSINSKI	25003	XNJTM
MIKE CHAPPEL	25003	XNJTT
MICHAEL CHAPPELL	25003	XNJZF
MICHAEL CHAPPELL	25003	XNJZT
SSEAN-CLUSER	25003	XNNCH
MICHAEL CHAPPELL	25003	XNNCJ
LILLIAN CLEARY	25003	XNNHJ
PAUL GILMORE	25003	XNNHR
JOSEPH-MACNAMARA	25003	XNNMH
LILLIAN CLEARY	25003	XNNRN
RALPH GILMORE	25003	XNRFV
ANDREW SCHULTZ	25003	XNRRR
RALPH GILMORE	25004	XNCHX
GINA OSINSKI	25004	XNCJM
RALPH GILMORE	25004	XNCMT
MATT MICHAELS	25004	XNCRF
GINA OSINSKI	25004	XNFFH
DAVID THOMPSON	25004	XNNHM
CHERYL ALVIN	25004	XNNHN
KEVIN MORAN	25004	XNCCJ
GINA OSHINSKI	25006	XNCCV
RALPH GILMORE	25006	XNCHT
GILMORE	25006	XNCMR
JON-MARTIN	25006	XNFFH
GINA-OSINSKI	25006	XNHFZ
RALPH-GILMORE	25006	XNJZT
RALPH GILMORE	25006	XNNRM
GILMORE	25006	XNNRN
GINA OSINSKI	25006	XNNRT
MICHAEL CHAPPELL	25006	XNRFV
MICHAEL CHAPPELL	25007	XNCCJ
GINA FORTUNA-OSINSKI	25007	XNCRT
MICHAEL CHAPPELL	25007	XNCRX
TIMOTHY STILLMAN	25007	XNHFH

CAM_20181106_E
November 6, 2018
Personal Choice Detail by Political Subdivision
Camden County

Local BOE-Audubon Boro/Park
Vote for Three

Political Subdivision: Audubon School District

Write-in Name	Machine	Vote Tag
MICHAEL CHAPPELL	25007	XNHFH
MICHAEL CHAPPELL	25007	XNHUJ
RALPH GILMORE	25007	XNHTR
PENN-REAGAN	25007	XNHYZ
RALPH GILMORE	25007	XNJFZ
ANDREW SCHULTZ	25007	XNURH
MARTIN COOGAN	25007	XNJTM
MICHAEL CHAPPELL	25007	XNNHH
RALPH GILMORE	25007	XNNHM
TIM STILLMAN	25007	XNNHM
RALPH-GILMORE	25007	XNNMC
CARL MEYER	25007	XNNRJ
IAN GILL	25007	XNRFV
RALPH GILMORE	25007	XNRFV
ERNEST-TOBLER-IV	25008	XNCHH
PENN REAGAN	25008	XNCMH
RALPH GILMORE	25008	XNCMT
PENN REAGAN	25008	XNGRC
PAUL FRANCE	25008	XNGRR
PENN REAGAN	25008	XNCTR
PENN-REAGAN	25008	XNCZT
RALPH GILMORE	25008	XNCZF
PAUL FRANTZ	25008	XNCZT
PAUL FRANTZ	25008	XNHFT
ALLISON COX	25008	XNJTC
COLLEEN PENNOCK	25008	XNNHZ
RALPH GILMORE	25008	XNNMN
PENN RAEGEN	25008	XNRFV
RALPH GILMORE	25325	XGCFX
MICHAEL MYLES	25325	XNCHH
RALPH GILMORE	25325	XNCHR
RALPH GILMORE	25325	XNCHT
RALPH-GILMORE	25325	XNCTR
PENN REAGAN	25325	XNJFC
PENN REAGAN	25325	XNJFT
RALPH GILMORE	25325	XNJRC
ANDREA ROBINSON	25325	XNJUJ
ZACHERY WOODS	25325	XNJTN
MICHAEL MYLES	25325	XNNCN

CAM_20181106_E
November 6, 2018
Personal Choice Detail by Political Subdivision
Camden County

Local BOE-Audubon Boro/Park
Vote for Three

Political Subdivision:	Write-in Name	Machine	Vote for Three	Machine	Vote Tag
Audubon School District	MIKE CHAPPEL	25325	XNNHC		
	RALPH GILMORE	25325	XNNMF		
	ALISON LIPSKY	25325	XNNRT		
	RALPH GILMORE	25325	XNRFX		
	RALPH GILMORE	25325	XNRRM		
	JON MARTIN	25326	XNOMH		
	JON MARTIN	25326	XNHFH		
	RALPH GILMORE	25326	XNJMR		
	PENN	25326	XNJTN		
	NANCY COLLOTTI	25326	XNJZC		
	MICHAEL-CHAPPEL	25326	XNJZJ		
	GGG	25326	XNNCJ		
	GERARD-CALLAN	25327	XNCCC		
	RALPH GILMORE	25327	XNCFE		
	RALPH GILMORE	25327	XNCHF		
	MATTHEW CARR	25327	XNCHU		
	IAN GILL	25327	XNOMR		
	GINA OSKINSKI	25327	XNOMR		
	WILLIAM WILSON	25327	XNCTH		
	AMANDA-DOONE	25327	XNCTX		
	RALPH GILMORE	25327	XNCFX		
	JON MARTIN	25327	XNHFZ		
	MICHAEL-CHAPPEL	25327	XNJUZ		
	JON-MARTIN	25327	XNJFJ		
	PENN REAGAN	25327	XNJFX		
	RALPH-GILMORE	25327	XNJUN		
	RALPH GILMORE	25327	XNJMH		
	RALPH GILMORE	25327	XNJMJ		
	RALPH GILMORE	25327	XNJMX		
	PENN REAGAN	25327	XNJNX		
	STEPHANIE T. JEFFERY'S	25327	XNJRU		
	GERARD CALLAN	25327	XNJXC		
	MICHAEL-CHAPPEL	25327	XNNCH		
	PENN REAGAN	25327	XNNHX		
	JON MARTIN	25327	XNNMI		
	PENN REAGAN	25328	XNCCM		
	RALPH GILMORE	25328	XNCMC		
	ALISON LIPSKY	25328	XNFFN		
	MICHAEL CHAPPEL	25328	XNHFY		

CAM_20181106_E
November 6, 2018
Personal Choice Detail by Political Subdivision
Camden County

Local BOE-Audubon Boro/Park
Vote for Three

Political Subdivision:	Write-in Name	Machine	Vote for Three	Machine	Vote Tag
Audubon School District	ALLISON LIPSKY	25328	XNHTX		
	RALPH GILMORE	25328	XNZJ		
	MICHAEL CHAPPEL	25328	XNNCC		
	MARK GATTI	25328	XNNCM		
	PENN-REAGAN	25328	XNNHR		
	MIKE CHAPPEL	25328	XNNMF		
	MICHAEL-CHAPPEL	25328	XNNMM		
	MICHAEL CHAPPEL	25328	XNNMR		
	CHAPEL	25328	XNNMZ		
	NICHOLAS DEGRECIO	25329	MMHXM		
	GILMORE	25329	XNCCM		
	RALPH GILMORE	25329	XNCRX		
	THOMAS D KEISER	25329	XNCTT		
	CHAD FENIMORE	25329	XNCXH		
	MICHAEL WILLIAMS	25329	XNCXZ		
	MICHAEL-CHAPPEL	25329	XNCZZ		
	TOM-A	25329	XNHFF		
	PASQUALE-YACOVELLI	25329	XNHFX		
	DONALD BORDEN	25329	XNJFJ		
	ANDREW-GRASIMUOK	25329	XNJUN		
	KATHRYNE POPE	25329	XNMMM		
	RALPH GILMORE	25329	XNJMX		
	JOHN MARTIN	25329	XNJMZ		
	PENN REAGAN	25329	XNJNF		
	DUSTY DURMALA	25329	XNNNH		
	RALPH GILMORE	25329	XNJNJ		
	RALPH GILMORE	25329	XNJRC		
	RALPH GILMORE	25329	XNJTH		
	IAN GILL	25329	XNJXF		
	RALPH GILMORE	25329	XNJZC		
	RALPH GILMORE	25329	XNNRR		
	GINA-OSINSKI	25329	XNRFM		
	RALPH-GILMORE	25330	XNCHJ		
	TONI TELLES-GOULIBVRN	25330	XNCJN		
	GINA-OSINSKI	25330	XNCJX		
	DAVID THOMPSON	25330	XNCNZ		
	MICHAEL CHAPPEL	25330	XNCRZ		
	JON MARTIN	25330	XNCTT		
	JOE FURLONG	25330	XNCZC		

CAM_20181106_E
November 6, 2018
Personal Choice Detail by Political Subdivision
Camden County

Local BOE-Audubon Boro/Park
Vote for Three

Political Subdivision: Audubon School District

Write-in Name	Machine	Voter Tag
RALPH GILMORE	25330	XNHN
KATHLEEN COLBERT	25330	XNUN
RALPH GILMORE	25330	XNXX
RALPH GILMORE	25330	XNXX
MATT-COLBERT	25330	XNXX
RALPH-GILMORE	25330	XNXX
RALPH GILMORE	25330	XNXX
RALPH GILMORE	25331	XNXX
RALPH GILMORE	25331	XNXX
JESSICA-DIVETRO	25331	XNXX
BAOECKI JOHN	25331	XNXX
MICHAEL CHAPPEL	25331	XNXX
RALPH GILMORE	25331	XNXX
JON MARTIN	25331	XNXX
MIKE HUNT	25331	XNXX
HUGH	25331	XNXX
JOHN GRAHAM	25331	XNXX
HANYUU	25331	XNXX
RALPH GILMORE	25331	XNXX
FRAN HAGARTY	25331	XNXX
IAN GILL	25331	XNXX
RALPH-GILMORE	25331	XNXX
MATHEWDESANTIS	25331	XNXX
COURTNEY SANTORE	25331	XNXX
RALPH GILMORE	25331	XNXX
MICHAEL CHAPPELL	25331	XNXX
JOHN-MARTIN	25331	XNXX
RALPH GILMORE	25331	XNXX
GINA OZINSKY	25332	MMHX
PENN REGAN	25332	XNXX
GINA OSINSKI	25332	XNXX
IAN GILL	25332	XNXX
JON MARTIN	25332	XNXX
JON MARTIN	25332	XNXX
GILMORE	25332	XNXX
CAITLIN PORTER	25332	XNXX
RALPH GILMORE	25332	XNXX
PENN REAGEN	25332	XNXX

November 07, 2018 4:11 PM

Page 19 of 142

CAM_20181106_E
November 6, 2018
Personal Choice Detail by Political Subdivision
Camden County

Local BOE-Audubon Boro/Park
Vote for Three

Political Subdivision: Audubon School District

Write-in Name	Machine	Voter Tag
ANOREA WENDELL	25332	XNCT
MICHAEL CHAPPELL	25332	XNXX
GINA-OSINSKI	25332	XNXX
MICHAEL CHAPPELL	25332	XNXX
RALPH-GILMORE	25332	XNXX
RALPH GILMORE	25332	XNXX
PENN REAGAN	25332	XNXX
RALPH GILMORE	25332	XNXX
DOUGLAS MARSHALL	25332	XNXX
DOUGLAS R MARSHALL	25332	XNXX
GILMORE	25332	XNXX
MICHAEL-CHAPPELL	25332	XNXX
MATTHEW-HOINKS	25332	XNXX
PEN REAGAN	25332	XNXX
RALPH GILMORE	25332	XNXX
PENN REAGEN	25332	XNXX
RALPH GILMORE	25332	XNXX
EUNICE STRINGER	25333	XNXX
KATE SULLIVAN	25333	XNXX
PENN REAGAN	25333	XNXX
MICHAEL-CHAPPEL	25333	XNXX
MICHAEL CHAPPELL	25333	XNXX
PAUL FRANTZ	25333	XNXX
PENN REAGAN	25333	XNXX
PENNRGAN	25333	XNXX
GINA FORTUNA OSINSKI	25333	XNXX
PAUL-FRANTZ	25333	XNXX
PAUL FRANTZ	25333	XNXX
PENN REAGA	25333	XNXX
RALPH GILMORE	25333	XNXX
PAUL FRANTZ	25333	XNXX
MARIANNE BROWN	25333	XNXX
DAWN PENNOCK	25333	XNXX
PAUL-ERDRINK	25333	XNXX
CHRIS STOKES	25333	XNXX
PAUL FRANTZ	25333	XNXX

November 07, 2018 4:11 PM

Page 20 of 142

CAM_20181106_E
November 6, 2018
Personal Choice Detail by Political Subdivision
Camden County

Local BOE-Audubon Boro/Park
Vote for Three

Political Subdivision: Audubon School District
Write-in Name: IAN GILL
Machine: 25333
Voter Tag: XNNRR

House of Representatives 2nd District
Vote for One

Political Subdivision: Congressional Dist 2
Write-in Name: CHRIS
Machine: 25641
Voter Tag: XNRRM

General Assembly 5th District UNEX
Vote For One

Political Subdivision: Legislative Dist 5
Write-in Name: CHARLES ALSTON
Machine: 25033
Voter Tag: XNCXC

LADY GAGA 25034 XNNMN
LEVI COMBS III 25042 XNJZC
NAMIBIA EL 25050 XNCJH
MURRAY LUCAS 25070 XNJFR
AASIM-JOHNSON 25070 XNNCC
FR PERRICONE 25138 XNCGZ
FELICIA MASON 25221 MMHNZ
NICOLE WISMER 25276 XNCMN
SEAN HARKINS 25277 XNJHJ
BERNIE SANDERS 25329 XNCHC
NALA ALLEN 25344 XNCCH
TRAVIS SCOTT 25378 XNJFM
JOSE POVEDA 25381 XNJTM
BRO. ZAWDIE ABDUL-MALIK 25382 XNCXF
STEVE LAPATA 25463 XNJTZ
CARLY BRADY 25536 XNHDX
JESUS-CHRIST 25545 XNCFX
MICHAEL P BRENNAN JR. 25566 XNJZJ
KAREN MILLER 25683 XNNMZ
LAEL BRATTAN 25700 XNCRH

CAM_20181106_E
November 6, 2018
Personal Choice Detail by Political Subdivision
Camden County

Barrington Council
Vote for Two

Political Subdivision: Barrington
Write-in Name: CHRIS IACONO
Machine: 25009
Voter Tag: XNHFF

FRANK LAFFERTY 25009 XNHFF
MICKEY MOUSE 25009 XNHDX
DONALD DUCK 25009 XNHDX
AMANDA HUNT 25009 XNNMN
ANYONE-ELSE 25009 XNJTJ
FRANK LAFFERTY 25009 XNNMN
MATT KAUSS 25009 XNRMX
TIM O'BRIAN 25009 XNRMX
FRANK LAFFERTY 25011 XNFCF
AL ROSE 25011 XNCHT
ROBERT DELVECCHIO 25011 XNCHT
DAVE MUSTAINE 25011 XNCH
JAMES HETFIELD 25011 XNCH
KEN WILSON 25334 XNCXC
NICHOLAS STOLTE 25335 XNCH
BRITTANY BERGERON 25336 XNCHX
TAXATION IS THEFT 25336 XNCHM
NO THANK YOU 25336 XNJFR
ANYONE ELSE 25336 XNHH
CRAP 25336 XNHH
CRAP 25336 XNJRT
CHRIS IACONO 25336 XNJZ
KELLY 25336 XNNRN
KELLY 25336 XNJZ
THOMAS KLAUS 25336 XNNRN
RICH KING 25337 XNHFR
TERESA KOFF 25337 XNNMJ
STEVEN TETI 25338 XNCHT
ALEXANDRIA MCCORMICK 25338 XNCHT
SCOTT GRIESS 25338 XNHH
HOWARD STERN 25338 XNHH
MICHAEL-MCCORMICK 25338 XNJTJ
SUSAN ELLEY 25338 XNJTJ

CAM_20181106_E
November 6, 2018
Personal Choice Detail by Political Subdivision
Camden County

Belmawr Council
Vote for Two

Political Subdivision: Belmawr

Write-in Name	Machine	Vote for Two	Machine	Vote for Two	Write-in Name	Machine	Vote for Two
NILDA COTRINA	25343	XNRMZ					
ED KITCHENMAN	25344	XNHFH					
JOHN JOHNSON	25344	XNJZZ					
DAN MARROCCO	25345	XNCTT					

Local BOE-Bellmawr Boro
Vote for Two

Political Subdivision: Belmawr

Write-in Name	Machine	Vote for Two	Machine	Vote for Two	Write-in Name	Machine	Vote for Two
JANINE SWOPE	25015	XNCCZ					
JANINE SWOPE	25015	XNCJN					
JANINE SWOPE	25015	XNCIX					
JANIE-SWORPE	25015	XNCRM					
JANINE SWOPE	25015	XNCZJ					
JANINE-SWOPE	25015	XNHFF					
JEANNE SWOPE	25015	XNUIX					
JANINE SWOPE	25015	XNJTF					
JANINE SWOPE	25015	XNUTR					
JANINE SWOPE	25015	XNJXH					
COURTNEY CIFUNI	25015	XNUNN					
JANINE SWOPE	25015	XNJXT					
JANINE SWOPE	25015	XNJZZ					
JANINE SWOPE	25015	XNHFF					
JANINE-SWOPE	25015	XNHRH					
SWOPE	25015	XNNHZ					
EILEENFINN	25015	XNRRF					
LISADOUGHERTY	25015	XNNRF					
JANINE SWOPE	25015	XNRF C					
JANINE SWOPE	25016	XNCFM					
JANINE SWOPE	25016	XNCMF					
JANINE SWOPE	25016	XNCMR					
JANINE SWOPE	25016	XNCRM					
ROSEANNE GARWOOD	25016	XNCRH					
SWOPE	25016	XNCRZ					
JANINE SWOPE	25016	XNJFC					
JANINE SWOPE	25016	XNUNN					
JANINE SWOPE	25016	XNJNT					
NE ONE-ELSE	25016	XNJZF					

November 07, 2018 4:11 PM

Page 25 of 142

CAM_20181106_E
November 6, 2018
Personal Choice Detail by Political Subdivision
Camden County

Local BOE-Bellmawr Boro
Vote for Two

Political Subdivision: Belmawr

Write-in Name	Machine	Vote for Two	Machine	Vote for Two	Write-in Name	Machine	Vote for Two
NEONE-ELSE	25016	XNJZF					
JANINE SWOPE	25016	XNNMT					
JANINE SWOPE	25016	XNNRF					
JANINE-SWOPE	25017	XNCCJ					
JANINE SWOPE	25017	XNCFR					
JANINE SWOPE	25017	XNCLR					
JANINE-SWOPE	25017	XNCRM					
JANINE SWOPE	25017	XNCZT					
JANINE SWOPE	25017	XNHTC					
JANINE SWOPE	25017	XNUXF					
JANINE SWOPE	25017	XNXXX					
JANINE SWOPE	25017	XNXXX					
SCOTT DRAHAM	25017	XNHFF					
JANINE-SWOPE	25017	XNNHZ					
JANINE SWOPE	25017	XNNMT					
TIMMY JOHNSON	25017	XNNRX					
JANINE SWOPE	25017	XNCF					
JANINE SWOPE	25018	XNCF					
JANINE SWOPE	25018	XNCF					
PETRA CLARK	25018	XNCF					
JANINE SWOPE	25018	XNCF					
ADRIAN ADAMS JR	25018	XNCF					
JANINE SWOPE	25018	XNCF					
JANINE SWOPE	25018	XNCF					
JANINE SWOPE	25018	XNCF					
JANINE SWOPE	25018	XNCF					
JANIE-SWOPE	25019	XNCF					
JANINE-SWOPE	25019	XNCF					
JANINE SWOPE	25019	XNCF					
JANINE SWOPE	25019	XNCF					
AARON NOLA	25019	XNCF					
JANINE-SWOPE	25019	XNCF					
JANINE SWOPE	25020	XNCF					
JANINE SWOPE	25020	XNCF					
JANINE SWOPE	25020	XNCF					
MS SWOPE	25020	XNCF					
JANINE SWOPE	25020	XNCF					
JANINE SWOPE	25020	XNCF					
JANINE SWOPE	25020	XNCF					
JANINE SWOPE	25020	XNCF					

November 07, 2018 4:11 PM

Page 26 of 142

CAM_20181106_E
November 6, 2018
Personal Choice Detail by Political Subdivision
Camden County

Local BOE- Bellmawr Boro
Vote for Two

Political Subdivision:	Write-in Name	Machine	Ballmawr	Voter Tag
JANINE-SWOPE	JANINE SWOPE	25020		XNNMT
JANINE SWOPES	JANINE SWOPES	25340		MMJFF
SWOPE	SWOPE	25340		MMJFZ
JANINE SWOPE	JANINE SWOPE	25340		MMJTM
JANINE SWOPE	JANINE SWOPE	25340		MMNMZ
JAME SWOPE	JAME SWOPE	25340		XNCTT
JANINE SWOPE	JANINE SWOPE	25340		XNCMF
JANINE SWOPE	JANINE SWOPE	25340		XNCMT
JANINE SWOPE	JANINE SWOPE	25340		XNCNR
JANINE SWOPE	JANINE SWOPE	25340		XNCRN
COURTNEY CIFUNI	COURTNEY CIFUNI	25340		XNCZM
JANINE SWOPE	JANINE SWOPE	25340		XNCZM
JANINE SWOPE	JANINE SWOPE	25340		XNHFH
JANINE SWOPE	JANINE SWOPE	25340		XNHFX
JANINE SWOPE	JANINE SWOPE	25340		XNHFT
JANINE SWOPE	JANINE SWOPE	25340		XNHTZ
JANINE SWOPE	JANINE SWOPE	25340		XNJLX
JANINE SWOPE	JANINE SWOPE	25340		XNJNR
EILEEN	EILEEN	25340		XNJZH
LISAD	LISAD	25341		XNCCZ
VOID	VOID	25341		XNCCZ
VOID	VOID	25341		XNCCZ
JANINE SWOPE	JANINE SWOPE	25341		XNCFI
JANINESWOPE	JANINESWOPE	25341		XNCHZ
JANINE SWOPE	JANINE SWOPE	25341		XNCTR
SWOPE	SWOPE	25341		XNCMM
JANINE SWOPE	JANINE SWOPE	25341		XNHFZ
JANINNE-SWOPE	JANINNE-SWOPE	25341		XNHFZ
RAY REYES	RAY REYES	25341		XNJJR
NOPE	NOPE	25341		XNJTR
NADA	NADA	25341		XNJTR
FRANK FOSTER	FRANK FOSTER	25341		XNNHU
JANINE SWOPE	JANINE SWOPE	25342		XNCFM
JANINE SWOPE	JANINE SWOPE	25342		XNCJJ
TOM BURHART	TOM BURHART	25342		XNCJJ
JANINE SWOPE	JANINE SWOPE	25342		XNJFH
JANINE SWOPE	JANINE SWOPE	25342		XNJFZ
JANINE SWOPE	JANINE SWOPE	25342		XNJTR
JANINE SWOPE	JANINE SWOPE	25342		XNCCO

November 07, 2018 4:11 PM

Page 27 of 142

CAM_20181106_E
November 6, 2018
Personal Choice Detail by Political Subdivision
Camden County

Local BOE- Bellmawr Boro
Vote for Two

Political Subdivision:	Write-in Name	Machine	Ballmawr	Voter Tag
JANINE SWAPE	JANINE SWAPE	25342		XNRFX
JANINE SWOPE	JANINE SWOPE	25343		XNCCC
CARSON WENTZ	CARSON WENTZ	25343		XNCFN
JANIE SWOPE	JANIE SWOPE	25343		XNCFN
JANINE-SOPE	JANINE-SOPE	25343		XNCFZ
JANINE SWOPE	JANINE SWOPE	25343		XNHFJ
JANINE SWOPE	JANINE SWOPE	25343		XNHFR
JANNESWOPE	JANNESWOPE	25343		XNJCN
SWOPE	SWOPE	25343		XNJFJ
JANINE SWOPE	JANINE SWOPE	25343		XNJFM
JANINE SWOPE	JANINE SWOPE	25343		XNMMM
JANINE SWOPE	JANINE SWOPE	25343		XNJRN
JANINE SWOPE	JANINE SWOPE	25343		XNNHM
JANINE SWOPE	JANINE SWOPE	25343		XNNRT
JANINE-SWOPE	JANINE-SWOPE	25343		XNNRZ
JANINE SWOPE	JANINE SWOPE	25343		XNRFZ
NILDA COTRINA	NILDA COTRINA	25343		XNRMZ
NILDA COTRINA	NILDA COTRINA	25343		XNRMZ
GRACE LUCKY	GRACE LUCKY	25344		XNCCO
JANINE SWOPE	JANINE SWOPE	25344		XNHFH
JANINE SWOPE	JANINE SWOPE	25344		XNHFN
JANINE SWOPE	JANINE SWOPE	25344		XNHFX
JANINE SWOPE	JANINE SWOPE	25344		XNRRR
ANN FORLINE	ANN FORLINE	25344		XNJZZ
JOHN JOHNSON	JOHN JOHNSON	25344		XNJZZ
JANINE SWOPE	JANINE SWOPE	25344		XNNCC
JANINE SWOPE	JANINE SWOPE	25344		XNNHC
JANINE SWOPE	JANINE SWOPE	25345		XNCHZ
JANINE SWOPE	JANINE SWOPE	25345		XNCJX
K.WILHELM	K.WILHELM	25345		XNCZZ
JANINE SWOOP	JANINE SWOOP	25345		XNHFC
JANINE SWOPE	JANINE SWOPE	25345		XNHTC
JANINE SWOPE	JANINE SWOPE	25345		XNHTH
JANINE SWOPE	JANINE SWOPE	25345		XNJFN
SWOPE	SWOPE	25345		XNJHX
JANNESWOPE	JANNESWOPE	25345		XNJMX
JANINE SWOPE	JANINE SWOPE	25345		XNTR
JANINE SWOPE	JANINE SWOPE	25345		XNNCC
JANINE SWOPE	JANINE SWOPE	25345		XNNMC

November 07, 2018 4:11 PM

Page 28 of 142

CAM_20181106_E
November 6, 2018
Personal Choice Detail by Political Subdivision
Camden County

Write-in Name	Machine	Voter Tag
Local BOE-Bellmawr Boro Vote for Two		
MARCUS RITZ	25345	XNNMH
JANINE SWOPE	25345	XNRFJ
JANINE SWOPE	25345	XNRFX
Berlin Boro Council Vote for Two		

Write-in Name	Machine	Voter Tag
DEL PALAZZO	25021	XNJMZ
KAREN MARINER	25022	XNCCX
KIM CHOJNACKI	25022	XNCZH
OURPDISCORRUPT	25022	XNJUR
OUR PD IS CORRUPT	25022	XNJUR
PRINCE	25022	XNJXM
RICH CRANE	25022	XNNRH
MICHAEL KERNAN	25022	XNRFH
SUSAN CRIST	25022	XNRFH
RUSHI PANDYA	25023	XNJRN
RUSHI PANDYA	25023	XNJRN
JOE MIC	25024	XNCZH
DREW PEACOCK	25024	XNCZH
KEN RYKER	25024	XNJNF
CECILIA ARMANO	25025	XNJTM
NICHOLAS MACCARONI	25025	XNJTM
MELVIN BOSKETT	25025	XNRMF
ROS LYNN BOSKETT	25025	XNRMF
ANDREW MCALPIN	25346	XNCJH
CARL-MASCARENHAS	25346	XNCMF
VIC COSTANTINO	25346	XNJRN
VIC COSTANTINO	25346	XNJRN
MICHAEL MURPHY	25346	XNNRR
RICH CRAIN	25347	XNCFE
RICHARD KELLEHER	25347	XNCFE
DAN OLIKER	25348	XNCFE
MIKE DENOMIME	25348	MMUFJ
MIKE DENOMIME	25348	MMUFJ
LOUIS SABEC	25348	MMNMR
JOHN COLE	25348	MMNMR

CAM_20181106_E
November 6, 2018
Personal Choice Detail by Political Subdivision
Camden County

Write-in Name	Machine	Voter Tag
Berlin Boro Council Vote for Two		
PAT KANE	25348	XNNRX
RICHARD HEAD	25348	XNCHZ
PHILIP MCCRACKIN	25349	XNCHZ
RYAN THOMAS PETERS	25349	XNCLN
ANDREW KURPAT	25350	XNCMH
ANDREW KURPAT	25350	XNCMH
ROS LYNN BOSKETT	25350	XNHFH
JESSICA STOWELL	25350	XNHFT

Write-in Name	Machine	Voter Tag
Gloucester City Council Ward 1 Vote for One		
QTQUS	25138	XNCCZ
ALEX TEDESCO	25138	XNJRC
FUZZY	25139	XNHTJ
JASON FANNING	25462	XNRFJ
JOE SIMS	25463	XNHTX
DAFFY DUCK	25464	XNHFEX

Write-in Name	Machine	Voter Tag
Local BOE-Berlin Boro Vote for Three		
LYNETTE BOMBARO	25021	XNNMC
JEFF SALVATORE	25022	MMHNZ
KAREN MARINER	25022	XNCCX
MICHELLE SAMALONIS	25022	XNCCX
CHERYL DILL	25022	XNRFJ
PATRICK SCHEFFER	25023	XNCTM
MIKE-DENOMIME	25023	XNHTZ
MAKENZY CASSEUS	25024	XNCXM
CHRIS MILLER	25025	XNCCN
MIKE SEXY BRISBIN	25346	XNCFJ
MATTHEW BIG D ROBINSON	25346	XNCFJ
MICHAEL MURPHY	25346	XNNRR
CHERYL DILL	25347	XNCCF

CAM_20181106_E
November 6, 2018
Personal Choice Detail by Political Subdivision
Camden County

Local BOE- Berlin Boro
Vote for Three

Political Subdivision:	Write-in Name	Machine	Vote for Three	Machine	Vote for Three
Berlin Boro	MICHELLE SAMALONIS	25347	XNCZX		
	ERIC WOLF SR.	25347	XNCZX		
	WENDE NACHMAN	25347	XNJJR		
	WENDE NACHMAN	25347	XNJJR		
	WENDE NACHMAN	25347	XNJJR		
	KAREN MARINER	25347	XNJXM		
	ED SOKOLOWSKI	25347	XNJXM		
	KAREN COSTANZO	25347	XNJXM		
	MIKE DENOMIME	25348	MMJFJ		
	DONALD KLIENBACK JR	25348	XNHTZ		
	TANYA MACDONNELL	25349	XNJRF		
	CARL WCANFIELD JR	25349	XNJRH		
	DENOMIME MIKE	25349	XNCCJ		
	JESSICA STOWELL	25350	XNHTT		

Berlin Twp Council
Vote for Two

Political Subdivision:	Write-in Name	Machine	Vote for Two	Machine	Vote for Two
Berlin Twp	AUGUSTINE-ALTIERI	25026	XNJZC		
	MYSELF	25028	XNRRF		
	MYSELF	25028	XNRRF		
	TIM BOYLE	25029	XNCTZ		
	MIKEMCGEE	25351	XNCCJ		
	RICK STEVENSON	25351	XNRRR		
	COLIN KELBAUGH	25351	XNJFC		
	JOHN SOUKUP	25351	XNJFC		
	HEIDI A TORTU	25351	XNJNZ		
	DAVID J TORTU	25351	XNJNZ		
	JOSEPH F STARR	25352	XNJHN		
	JOE BATTEN	25353	XNCCZ		
	ANY	25353	XNCCZ		
	JOE MOHAN	25353	XNHFZ		
	ME	25353	XNHNH		
	ME	25353	XNHNH		
	PAUL MAGGI	25354	XNRMF		
	ALBERT SILVA	25354	XNRMF		

CAM_20181106_E
November 6, 2018
Personal Choice Detail by Political Subdivision
Camden County

Gloucester City Council Ward 2
Vote for One

Political Subdivision:	Write-in Name	Machine	Vote for One	Machine	Vote for One
Gloucester City W2	MIMES	25140	XNCCT		
	MICKEY-MOUSE	25140	XNNCM		
	SHAWN ROBERTS	25743	XNCZZ		
	BOB SAUNDERS	25743	XNNMF		
	SHAWN ROBERTS	25744	XNCHH		
	TIMOTHY SIMONS	25744	XNCLC		

Local BOE- Berlin Township
Vote for Three

Political Subdivision:	Write-in Name	Machine	Vote for Three	Machine	Vote for Three
Berlin Twp	UR MOMS PUSSY	25026	XNCXF		
	AUGUSTINE-ALTIERI	25026	XNJZC		
	RALPH-FISH	25351	XNCCC		
	LISA SPACKMAN	25351	XNCCX		
	JOANNE-YOUNG	25351	XNCFZ		
	CHRISTINE GRABOWSKI	25351	XNCHJ		
	NOT SOUZA	25351	XNCHT		
	TOM YOUNG	25351	XNCRR		
	MICKY MOUSE	25351	XNCXJ		
	DAIS	25351	XNJJC		
	GAIL	25351	XNJMM		
	RICH GRABOWSKI	25351	XNJMN		
	CHRISTINE GRABOWSKI	25351	XNJMN		
	NILADGA JOHNSON	25351	XNNMC		
	NILADGA JOHNSON	25351	XNNMC		
	NILADGA JOHNSON	25351	XNNMC		
	KIMBERLY REED	25352	XNCCJ		
	JULIE-REITER	25352	XNCLR		
	DEANNA-REILLY	25352	XNCLR		
	ME	25353	XNHNH		
	ME	25353	XNHNH		
	ME	25353	XNHNH		
	UR GMONS PUSSY	25354	XNCCJ		
	REED	25354	XNCRF		
	NO MUFF	25354	XNHFR		
	NOTA	25354	XNHTT		

CAM_20181106_E
November 6, 2018
Personal Choice Detail by Political Subdivision
Camden County

Local BOE- Berlin Township
Vote for Three

Write-in Name	Machine	Voter Tag
NOTA	25354	XNHHT
NOTA	25354	XNHHT
TOMGARRITY	25354	XNJTZ
MUFF	25354	XNJZH

Brooklawn Mayor
Vote for One

Write-in Name	Machine	Voter Tag
MICHAEL OSTROM	25030	XNJNF
NOBODY	25030	XNJNR
MISSY LEONHARDT	25030	XNJNX
MATTHEW WENTZELL	25030	XNJRR
MICHAEL BOLAND	25030	XNNMF
RON-VILLANOVA	25355	XNCZM
MICHAEL BOLAND	25355	XNJRC

Brooklawn Council
Vote for Two

Write-in Name	Machine	Voter Tag
COLIN MACADAMS	25030	XNDMT
DENISE MACKAY	25030	XNJXX

Gloucester City Council Ward 3
Vote for One

Write-in Name	Machine	Voter Tag
B	25144	XNCCN
ANYONE ELSE	25468	XNHFF
P-KAIN	25468	XNHTC
WALTER SKAIN IV	25468	XNJFN
BERGLUND	25468	XNJZH
OMERO DEFURIA	25469	XNCCF
MR.CLEARY	25469	XNJMT

CAM_20181106_E
November 6, 2018
Personal Choice Detail by Political Subdivision
Camden County

Local BOE-Brooklawn UNEX
Vote For One

Write-in Name	Machine	Voter Tag
COLIN MACADAMS	25030	XNCCT
COLIN MACADAMS	25030	XNCFM
BOBIONES	25030	XNCFX
COLIN MACADAMS	25030	XNGNF
COLIN MACADAMS	25030	XNCNZ
KEVIN CHRISTMAS	25030	XNGRX
COLIN MACADAMS	25030	XNCCT
COLIN MACADAMS	25030	XNCZM
COLIN MACADAMS	25030	XNHHT
COIN MACADAMS	25030	XNJNF
COLIN MACADAMS	25030	XNJTN
KEVIN CHRISTMAS	25030	XNNMF
COLIN MACADAMS	25355	XNCFT
COLIN MACADAMS	25355	XNGHZ
COLIN MACADAMS	25355	XNCTX
COLIN MACADAMS	25355	XNCZT
COLIN MACADAMS	25355	XNJNJ
LISA LOPEZ	25355	XNJRM
IWONA-KUCZEK	25355	XNNHH
COLIN MACADAMS	25355	XNNRH
COLIN MACADAMS	25355	XNNRR
COLIN MACADAMS	25355	XNNRT

Local BOE- Brooklawn Boro
Vote for Two

Write-in Name	Machine	Voter Tag
COLIN MACADAMS	25030	XNCFC
RONVILLANOVA	25030	XNCFX
BRUCEDARROW	25030	XNCFX
COLIN MACADAMS	25030	XNGHF
COLIN MACADAMS	25030	XNCMX
COLIN MACADAMS	25030	XNGRR
COLIN MACADAMS	25030	XNGXF
COLIN MACADAMS	25030	XNCXJ
COLIN MAC ADAMS	25030	XNGXR
BRIAN CHRISTMAS	25030	XNHFM
JOHN-GRUBE	25030	XNHHT

CAM_20181106_E
November 6, 2018
Personal Choice Detail by Political Subdivision
Camden County

Local BOE- Brooklawn Boro
Vote for Two

Political Subdivision: Write-in Name	Machine	Vote for Two	Machine	Vote for Two	Machine	Vote for Two
COLIN MACADAMS	25030	XUJCT				
COLIN MACADAMS	25030	XUJFH				
KEVIN CHRISTMAS	25030	XUJFN				
COLIN MACADAMS	25030	XUJFN				
COLIN MACADAMS	25030	XUJIM				
BRADLEY RUGGLES	25030	XUJMH				
KEVIN CHRISTMAS	25030	XUJNH				
NOBODY	25030	XUJNR				
RICK BUSHE	25030	XUJNX				
COLIN MACADAMS	25030	XUJRZ				
COLIN MACADAMS	25030	XUJTM				
COLIN MACADAMS	25030	XUJXX				
COLIN MACADAMS	25030	XNIMC				
COLIN MACADAMS	25355	XNCM				
COLIN MACADAMS	25355	XNCFM				
COLIN MACADAMS	25355	XNCFX				
COLIN MACADAMS	25355	XNCHN				
KEVIN CHRISTMAS	25355	XNCMH				
COLON MAC ADAMS	25355	XNCMZ				
COLIN MACADAMS	25355	XNCNN				
KEVIN CHRISTMAS	25355	XNCRM				
COLIN MACADAMS	25355	XNCRZ				
COLIN MACADAMS	25355	XNCTF				
WONA KUCZEK	25355	XNCTN				
KEVIN CHRISTMAS	25355	XNCTX				
COLIN MACADAMS	25355	XNCXZ				
COLIN MACADAMS	25355	XNCZF				
COLIN MACADAMS	25355	XNFFN				
ALEXIS MIKOLAITIS	25355	XNFFR				
COLIN MACADAMS	25355	XNHFZ				
COLIN MACADAMS	25355	XNHTX				
COLIN MACADAMS	25355	XNHTZ				
COLIN MACADAMS	25355	XUJCF				
COLIN MACADAMS	25355	XUJCT				
COLIN MACADAMS	25355	XUJFN				
SHANE HUSSEY	25355	XUJUZ				
COLIN MACADAMS	25355	XUJNN				
COLIN MACADAMS	25355	XUJXM				

CAM_20181106_E
November 6, 2018
Personal Choice Detail by Political Subdivision
Camden County

Local BOE- Brooklawn Boro
Vote for Two

Political Subdivision: Write-in Name	Machine	Vote for Two	Machine	Vote for Two	Machine	Vote for Two
COLIN MACADAMS	25355	XNZIM				
KEVIN CHRISTMAS	25355	XNUZX				
COLIN MACADAMS	25355	XNNIM				
RACHEL LEO	25355	XNNMT				
MAEGAN KYSER	25355	XNNRZ				

Political Subdivision: Write-in Name	Machine	Vote for One	Machine	Vote for One	Machine	Vote for One
EMILY-MAFFEI	25320	XNCFE				
GLENN GREGG	25320	XNCTJ				
KAREN GIBSON	25320	XNJHN				
KATHLEEN SINDONI	25321	XNCGZ				
BRIAN SACCO	25321	XNHFM				
DONALD TRUMP	25322	XNCHC				
KAREN GIBSON	25322	XNCHX				
MARK TESTA	25323	XNCGX				
CHARLIE LEPS	25323	XNJCH				
VITO-DARCANGELO	25323	XNUFH				
HANS GRUBER	25323	XNJMC				
JOHN HARRIMAN	25323	XNUMZ				
MICKY MOUSE	25323	XNJNF				
JOHN POWERS	25323	XNNCR				
JOSEPH-STEPHENS	25323	XNRFJ				
DONNA KRAUSS	25324	XNHTE				
ROBERT ACQUAVIVA	25645	XNJFJ				
BRIAN SACCO	25645	XNUHC				
NICHOLAS LIGAMERI	25645	XNRRR				
ROBERT C SCHLICHTMANN	25645	XNNMZ				
FREEDOM	25646	XNHTE				
RICHARD THORNE	25646	XNUZZ				
TIMOTHY DOUGHERTY	25647	XNUJF				
GERARD MOMANUS	25647	XNUJZ				
VITO DARCANGELO	25648	XNCZJ				
ROBERT STIMELSKI	25648	XNCZR				
NICHOLAS-COFFEY	25648	XNHTJ				
NICHOLAS-COFFEY	25648	XNUXX				

CAM_20181106_E
November 6, 2018
Personal Choice Detail by Political Subdivision
Camden County

Winslow Twp. Committee Ward 1
Vote for One

Political Subdivision:	Write-in Name	Machine	Voter Tag
Winslow W1	JOHN MAURO	25648	XNJZT
	PATRICK J ROONEY	25649	XNCRH
	JEFFREY LIANO	25649	XNJFC

Winslow Twp. Committee Ward 2
Vote for One

Political Subdivision:	Write-in Name	Machine	Voter Tag
Winslow W2	TRUMP	25650	MMHTR
	NAAS YANCEY	25650	XNJFX
	ANGELA BROWN	25651	MMJNT
	DONALD TRUMP	25651	MMJTY
	JOE	25651	XNOMC
	MATT ROBERTS	25651	XNJRC
	ANGELA-BROWN	25651	XNNMH
	RON HENRY	25652	XNCCJ
	RICHARD ROUNDS	25652	XNCFM
	BRETTON ZIEGLER	25653	XNMX
	BRETTON ZIEGLER	25653	XNJTM
	BRETT ZIEGLER	25653	XNUZI
	CARRIE NORLIN	25654	MMHXJ
	CLARK	25654	XNUCZ
	AIDAN SKELLY	25655	MMHTH
	A	25655	XNCCX
	BRIAN DORFLINGER	25655	XNJTR
	JOHN IRIGOLIZZO	25655	XNRRR
	CHARLESLEFS	25657	XNCTX
	JOE VANDERSLICE	25657	XNNHC
	CHARLES-LEFS	25657	XNNMR
	ROBERT MANGUM	25657	XNRMZ
	PAUL Q STUBEE	25658	XNJRM
	MARKUS EHRIH	25658	XNUZT
	JOSEPH-BENTSEN	25658	XNNHX
	JAMES R OSBORN	25659	XNUXN
	DONALD DUCK	25659	XNRMZ
	CLIFTON FREEMAN	25660	XNCHN

CAM_20181106_E
November 6, 2018
Personal Choice Detail by Political Subdivision
Camden County

Local BOE- Cherry Hill Township
Vote for Three

Political Subdivision:	Write-in Name	Machine	Voter Tag
Cherry Hill	NANCY O'DOWD	25071	XNHFC
	ROBERT SHINN	25071	XNHFC
	GEORGE HICKMAN, JR	25071	XNHFC
	ZERO	25072	XNCHC
	CHARLES MARCHONE	25072	XNXJH
	ERIC E THRIDGE	25073	XNCLH
	ROBERT DECUZZI	25075	XNIRM
	MICHAEL-LIPINSKI	25076	XNUZT
	HINDA SHIMIDMAN	25079	XNCNM
	GRITTY	25080	MMNMT
	NICK GAUDIO	25081	XNCCN
	NOPE	25081	XNUMX
	NOPE	25081	XNUMX
	NOPE	25081	XNUMX
	TIM-PHILLIPS	25084	XNHFH
	BILL GOM	25084	XNHFH
	MARIAKIRAN	25085	XNCJT
	JASON LOMBERG	25087	XNCR
	CHRISTINA GAUDIO	25088	XNHFN
	NICHOLAS GAUDIO JR	25088	XNHFN
	NICHOLAS GAUDIO	25088	XNHFN
	CHARLOTTE LYONS	25090	XNJHX
	PEDRO	25090	XNJHX
	JESSICA MIGNATTI	25090	XNUZT
	MELISSA TISHEY	25090	XNUZT
	GREG PIOWTOSKI	25090	XNUZT
	MIKE ALEXANDROFF	25090	XNRF
	LINIS PWETKO	25091	XNCRM
	CHARLES MCGINN	25092	XNCCF
	MATTHEW AMBROSINO	25092	XNCTM
	MICHAEL AMBROSINO	25092	XNCTM
	RICHARD AMBROSINO	25092	XNCTM
	VITARELLI-DAVID	25095	XNCR
	JOHN SANTRY JR	25103	XNHTJ
	SPENCER CHORNEY	25106	XNCZT
	SPENCER CHORNEY	25106	XNCZT
	SPENCER CHORNEY	25106	XNCZT
	EMMA GUGGENHEIM	25106	XNLJN
	ADAM BORENSTEIN	25107	XNUFN

CAM_20181106_E
November 6, 2018
Personal Choice Detail by Political Subdivision
Camden County

Local BOE- Cherry Hill Township
Vote for Three

Political Subdivision: Cherry Hill

Write-in Name	Machine	Voter Tag
LAUREN ATKIN	25110	XNCTH
DOYBER MANGEL	25113	XNCFD
LUBA MANGEL	25113	XNCFD
MATTHEW P GERLACH	25113	XNCRJ
ALAN ETTENSON	25113	XNFTM
ARIELLE SILVER	25113	XNFTM
DIANA ETTENSON	25113	XNFTM
LUBA MANGEL	25113	XNJHM
BEREL MANGEL	25113	XNJHM
KAROLINA-WLODARCZYK	25115	XNCHF
SAM-KASTENS-JOHNSON	25118	XNCJM
ROBERT DORF	25118	XNRFD
ALEXANDER MCCARTNEY	25396	XNOMT
STEPEN WATSON	25396	XNCZN
LYNDA MURRAY-WATSON	25396	XNCZN
LARRY GETZ	25398	MINRM
LARRY GETZ	25398	MINRM
LARRY GETZ	25398	MINRM
SEAN MCGOWAN	25400	XNCCF
ROBERT DEOUZZI	25400	XNJHH
ANTHONY DECUZZI	25400	XNJHH
CRAIG PFEIFFER	25401	XNCCM
MARK BERRY	25401	XNCCM
NATALIE NICHOL	25401	XNCCM
CASSANDRA BERRY	25402	XNJNX
FLEEINGVOTER	25402	XNJRX
NJEA-SUCKS	25403	XNCFX
ANDREA GAGNE	25403	XNFTT
ANTONIO LOPEZ	25403	XNJFX
GEOFF	25403	XNJFX
KRISTA	25403	XNJFX
NO	25403	XNJFX
SHORE	25403	XNJXN
SHMUEL MAX	25404	XNJHN
ROCHEL MAX	25404	XNJHN
MORDECHAI MAX	25404	XNJHN
THESSA CAT	25406	XNJMH
THESSA CAT	25406	XNJMH
TESSA CAT	25406	XNJMH

November 07, 2018 4:11 PM

Page 39 of 142

CAM_20181106_E
November 6, 2018
Personal Choice Detail by Political Subdivision
Camden County

Local BOE- Cherry Hill Township
Vote for Three

Political Subdivision: Cherry Hill

Write-in Name	Machine	Voter Tag
JOHN FALCONE	25407	XNJXJ
JEFF PERRY	25407	XNJXJ
EDDIE BAKER	25407	XNJXJ
JEFF PERRY	25408	XNHFN
ED BAKER	25408	XNHFN
TREY ANASTASIO	25408	XNXCX
PAUL DELL	25408	XNZZN
JEFF PERRY	25408	XNNMN
ED BAKER	25408	XNNMN
MICHAEL GIAMPETRO	25409	XNCTT
LOLA	25409	XNIHZ
LOLA	25409	XNIHZ
LOLA	25409	XNIHZ
YOO SONG	25410	XNCMZ
ZAHEERBABAR	25410	XNCFN
ANAND TAMHANKAR	25411	XNRM
GARY ABRAMS	25412	XNCH
STEVEN MICHAEL ZOROWITZ	25412	XNHR
MARIA CAPUTO	25413	XNJXJ
NICHOLAS GAUDIO JR	25413	XNJXJ
CHRISTINA GAUDIO	25413	XNXCJ
TODD W LIPPINCOTT	25413	XNNMH
MARK KLIENER	25413	XNNMH
NICK GOUDIO	25413	XNNMH
ERIN KILLEEN	25414	XNRRH
ANNABELLA	25414	XNRRH
DAN SPINELLI	25414	XNRRH
GREGPIOTROWSKI	25415	MMHNZ
MICHAEL RINALDI	25416	XNRM
VERMIN SUPREME	25419	XNJXZ
WALKER	25420	XNNCJ
JASON WALKER	25420	XNNCJ
NATASHA DANIELS	25420	XNNCJ
RUSSELL	25424	XNCZM
CASEY MCALEER	25424	XNUJ
THEALOGIA VRONTIS	25428	MMNMJ
LEE PLENN	25428	XNCMH
BARRY PLEVINSKY	25429	XNJCR
MANNY	25430	XNICH

November 07, 2018 4:11 PM

Page 40 of 142

CAM_20181106_E
November 6, 2018
Personal Choice Detail by Political Subdivision
Camden County

Local BOE: Cherry Hill Township
Vote for Three

Political Subdivision:	Cherry Hill	Machine	Voter Tag
Write-in Name			
JACK	25430	XNJCH	
MOE	25430	XNJCH	
BRODY, MARK	25432	MMFKJ	
SCOTT	25434	XNRT	
RICHARD W BELL JR	25435	XJRX	
THERESA MALIK	25436	XJRH	
JENNIFER NADDEO	25436	XJRU	
DAVID KIRSTEN	25437	XNHR	
RICHARO-TWEEDIE	25438	XJHC	
BEREL	25438	XJHC	
FLO	25439	XJTX	
FREDRIC MARRO	25441	XNRMX	
FRED MARRO	25441	XNRM	
DONALD-TRUMP	25442	XNCNR	
DONALD-TRUMP	25442	XNCNR	
BILL-LENNON	25442	XNCZH	

Winslow Twp. Committee Ward 3
Vote for One

Political Subdivision:	Winslow W3	Machine	Voter Tag
Write-in Name			
SEXHAL CUOCOLATE	25663	XNCMF	
TAHIR SMITH	25663	XNCNR	
LYNTE SMITH	25666	XNCFX	
TIM MCCRTHY	25666	XNRF	
STUART FIELD	25669	XNCJ	
BUCH-HEARTMAN	25670	XJCF	

Local BOE: Chesilhurst Boro
Vote for Two

Political Subdivision:	Chesilhurst	Machine	Voter Tag
Write-in Name			
JOSEPH MEDLEY	25119	XNCMN	
MARIANNA GREEN	25119	XNHFJ	
MILAH BLUNT	25119	XNHFJ	

November 07, 2018 4:11 PM

Page 41 of 142

CAM_20181106_E
November 6, 2018
Personal Choice Detail by Political Subdivision
Camden County

Local BOE: Chesilhurst Boro
Vote for Two

Political Subdivision:	Chesilhurst	Machine	Voter Tag
Write-in Name			
FANNIE DANIELS	25119	XNHTF	
JOSEPH R MEDLEY	25119	XNJUJ	
JOSEPH R MEDLEY	25119	XNJUR	
JOSEPH MEDLEY	25119	XNHNH	
SHERRI MCFEAK	25119	XNHRJ	
JOEL WILEY	25444	XNUTZ	

Clementon Council
Vote for Two

Political Subdivision:	Clementon	Machine	Voter Tag
Write-in Name			
CHRISTOPHER HAMMOND	25122	XNXT	
MIKE TAVANI	25446	XNCFJ	
JOHN MARTORANA	25447	XNIRC	

Winslow Twp. Committee Ward 4
Vote for One

Political Subdivision:	Winslow W4	Machine	Voter Tag
Write-in Name			
LINDA MCCRAE	25672	XNCMR	
MICHAEL MENTA	25672	XJFN	
LINDA MCCRAE	25672	XNRRN	
BATMAN	25673	XJNZ	
JOHN KING	25674	MMNMM	
GARY CASTAGNA	25674	XNHC	
SEAN WINGATE	25675	XNHTX	
OMAR ALEGRIA	25677	MMJNX	
CHUCK-SWEENEY	25677	XNCZ	
DAN SAUNDERS	25679	XJCM	
BARBARA STERRY	25680	XNCJR	
REGGIE RUBY	25680	XCNH	
VERNA INGRAM	25680	XNJNJ	
PATRICK NELSON	25681	MMHNZ	
JACOB-JENNINGS	25681	XNCTR	

November 07, 2018 4:11 PM

Page 42 of 142

CAM_20181106_E
November 6, 2018
Personal Choice Detail by Political Subdivision
Camden County

Local BOE- Clementon Boro
Vote for Three

Political Subdivision: Write-in Name	Clementon	Machine	Vote for Three	Voter Tag
KIMBERLY SHEA		25120	XNCCC	
GILBERT GEARY		25120	XNCFX	
GILBERT GEARY		25120	XNCFZ	
NANCY J SAUNDERS		25120	XNCHN	
SEAN CONWAY		25120	XNCHX	
JANINE BURPLUS		25120	XNCRH	
GILBERT GEARY		25120	XNCTH	
CHRISTEN		25120	XNHTC	
BRUCE MUMIE		25120	XNHHT	
KATHY RAPPOLD		25120	XNFFF	
WILLIAM F WEYLAND		25120	XNFFF	
GILBERT GEARY		25120	XNHHI	
KEVIN GARRETSON		25120	XNHHM	
IAN BARLOW		25120	XNMMC	
RANDALL MCGINNIS		25120	XNRRJ	
RANDALL MCGINNIS		25120	XNRRJ	
ELLEN SUCKLE		25121	XNCCF	
BRENDA FRANKS		25121	XNCHH	
BRENDA FRANKS		25121	XNCCR	
BRENDA FRANKS		25121	XNCCR	
BRENDA FRANKS		25121	XNCCR	
RICH SMITH		25121	XNCCX	
CHRIS FAKLER		25121	XNCFD	
WILLIAM WEYLAND		25121	XNCFH	
WILLIAM WEYLAND		25121	XNCFH	
WILLIAM WEYLAND		25121	XNCFH	
DICK SUCKA		25121	XNCFJ	
CORINNE GERHARD		25121	XNCHJ	
BRENDA FRANKS		25121	XNCMC	
BRENDA FRANKS		25121	XNCFM	
JEFF HARTLEY		25121	XNCFM	
JEFF HARTLEY		25121	XNCFM	
JEFF HARTLEY		25121	XNCFM	
EFFHARTLEY		25121	XNCFM	
GILBERT GEARY		25121	XNCFM	
JEFF HARTLEY		25121	XNCFM	
JEFF HARTLEY		25121	XNCFM	
CORINNE CAROMANO GERHARD		25121	XNHTJ	
GILBERT GEARY		25121	XNJOJ	
GILBERT GEARY		25121	XNJOH	

November 07, 2018 4:11 PM

Page 43 of 142

CAM_20181106_E
November 6, 2018
Personal Choice Detail by Political Subdivision
Camden County

Local BOE- Clementon Boro
Vote for Three

Political Subdivision: Write-in Name	Clementon	Machine	Vote for Three	Voter Tag
JEFF HARTLEY		25121	XNIXX	
DONNA RIMBY		25121	XNIGZ	
BRENDA FRANKS		25121	XNIFC	
JEFF HARTLEY		25121	XNIFH	
BREDAFELDMANFRANKS		25121	XNIFT	
ERIN SULLIVAN		25121	XNNHC	
TIM CHAMBERS		25121	XNNHC	
JEFF HARTLEY		25121	XNNRF	
BREDAFELDMANFRANKS		25121	XNNRM	
JEFFHARTLEY		25121	XNNRM	
JEFF HARTLEY		25121	XNNRT	
DON-PACKER		25121	XNNRM	
GILBERT GEARY		25122	MMNNM	
GILBERT GEARY		25122	MMNRR	
ROBERT-FREILING		25122	XNCMZ	
WARREN RICHARDS		25122	XNCRJ	
SANDY		25122	XNCTX	
WILLIAM WEYLAND		25122	XNCZN	
CORINE GERHARD		25122	XNCZN	
GILBERT GEARY		25122	XNHTT	
GILBERT GEARY		25122	XNUJZ	
DONNY SCHWEIZER		25122	XNUNN	
JEFF HARTLEY		25122	XNIXC	
JEFFREY FLEMING		25122	XNIXH	
BRENOA FRANKS		25122	XNUXZ	
JEFF-HARTLEY		25122	XNNCH	
ROBERT-FREILING		25122	XNNHX	
JOSEPH GOODFELLOW		25122	XNRFJ	
WILLIAM WEYLAND		25445	XNCCJ	
KATHY RAPPOLD		25445	XNCCJ	
GILBERT GEARY		25445	XNCFM	
KARL-VOLB		25445	XNCHZ	
BRENOAFELDMAN		25445	XNCFM	
JANINE-BURPLUS		25445	XNCRG	
WILLIAM WEYLAND		25445	XNCRF	
ASHMERE-HOWARD		25445	XNCRH	
ANYBODY ELSE BUT THEM		25445	XNHTM	
JENNIFER MORRISSEY		25445	XNIMH	
GILBERT GEARY		25445	XNUMM	

November 07, 2018 4:11 PM

Page 44 of 142

CAM_20181106_E
November 6, 2018
Personal Choice Detail by Political Subdivision
Camden County

Local BOE- Clementon Boro
Vote for Three

Political Subdivision: Write-in Name	Clementon	Machine	Vote for Three	Machine	Voter Tag
BEELER,PHILIP		25445		XNJTC	XNJTC
DEBORAH BERRY		25445		XNUTH	XNUTH
GILBERT GEARY		25445		XNMMI	XNMMI
JAMIE MESSENGER		25445		XNMTT	XNMTT
BILL DILLWORTH		25445		XNNRM	XNNRM
BILL WEYLAND		25445		XNNRM	XNNRM
GRITTY		25445		XNNRM	XNNRM
GRITTY		25445		XNNRM	XNNRM
BILL DILLWORTH		25445		XNNRM	XNNRM
BRENDA FRANKS		25446		XNCCM	XNCCM
JEFF HARTLEY		25446		XNCCN	XNCCN
ROB FREILING		25446		XNCFE	XNCFE
BILL ROACH		25446		XNCFE	XNCFE
GILBERT GEARY		25446		XNCFH	XNCFH
CORINNE GERHARD		25446		XNCHC	XNCHC
CORINNE GERHARD		25446		XNCHN	XNCHN
JANINE BURPULUS		25446		XNCMJ	XNCMJ
CORINNE GERHARD		25446		XNCRJ	XNCRJ
BRENDA FRANKS		25446		XNCRX	XNCRX
CHRISTINUCERA		25446		XNHTF	XNHTF
GILBERT GEARLY		25446		XNJHC	XNJHC
DONNA RIMBY		25446		XNJHI	XNJHI
GILBERT GEARY		25446		XNJMC	XNJMC
JEFF HARTLEY		25446		XNJRU	XNJRU
GILBERT-GEARY		25446		XNJRX	XNJRX
ELLEN SUCKLE		25446		XNJTT	XNJTT
BRENDA FRANKS		25446		XNJTZ	XNJTZ
FHARTLEY		25446		XNJZC	XNJZC
ELIDON SUCKLE		25446		XNNMH	XNNMH
GILBERT GEARY		25446		XNNMR	XNNMR
BRENDA		25446		XNNRR	XNNRR
ELLEN SUCKLE		25447		XNCCZ	XNCCZ
GILBERT GEARY		25447		XNCFE	XNCFE
GILBERTGEARY		25447		XNCFH	XNCFH
RON BURROWS		25447		XNCMN	XNCMN
GILBERT GEARY		25447		XNCMR	XNCMR
JEFF HEARTLY		25447		XNCRX	XNCRX
GILBERT GEARY		25447		XNCZT	XNCZT

CAM_20181106_E
November 6, 2018
Personal Choice Detail by Political Subdivision
Camden County

Local BOE- Clementon Boro
Vote for Three

Political Subdivision: Write-in Name	Clementon	Machine	Vote for Three	Machine	Voter Tag
GILBERT GEARY		25447		XNJCF	XNJCF
CORRINE GERHARD		25447		XNJCT	XNJCT
CORRINE GERHARD		25447		XNJCT	XNJCT
CORRINE GERHARD		25447		XNJCT	XNJCT
GOD		25447		XNJFN	XNJFN
GILBERT GEARY		25447		XNJHC	XNJHC
GILBERTGEARY		25447		XNJHM	XNJHM
LATOYA		25447		XNJMZ	XNJMZ
GILBERT GARY		25447		XNJRC	XNJRC
GILBERT GEARY		25447		XNJRF	XNJRF
JEFF HARTLEY		25447		XNJRH	XNJRH
ELLEN SUCKLE		25447		XNJTN	XNJTN
ROBERT DELCAMP		25447		XNZH	XNZH
CATHERYN OLIVER		25447		XNNCM	XNNCM
BARBARA GILDERSLEEVE		25447		XNNCM	XNNCM
FRANCIS LITTLE SR.		25447		XNNCM	XNNCM
GENE RICHARDS		25447		XNNMF	XNNMF
FILEPAJACKSON		25447		XNNRM	XNNRM

Local BOE- Collingswood Boro
Vote for Three

Political Subdivision: Write-in Name	Collingswood	Machine	Vote for Three	Machine	Voter Tag
KEVIN KELLEY		23717		XNCMJ	XNCMJ
GERARD MARTIN		23717		XNCMJ	XNCMJ
JOE DINELLA		23724		MMHNX	MMHNX
KATE DELANY		23724		XNCNH	XNCNH
SADÉ		23724		XNHT	XNHT
BRIAN BAKER		25123		XNCFN	XNCFN
DIES WRIGHT		25124		XNCCJ	XNCCJ
SUE GERENSTEIN		25124		XNCMX	XNCMX
SKYE VITALE		25124		XNUMX	XNUMX
DMSHEEHAN		25124		XNJRN	XNJRN
DMSHEEHAN		25124		XNJRN	XNJRN
DMSHEEHAN		25124		XNJRN	XNJRN
MARIE SKUBLUCKI		25125		XNJFZ	XNJFZ
CZESLAWA MATHAUSER		25125		XNJFZ	XNJFZ
BARBARA PIELICHOWSKA		25125		XNJFZ	XNJFZ

CAM_20181106_E
November 6, 2018
Personal Choice Detail by Political Subdivision
Camden County

Local BOE- Gibbsboro Boro
Vote for Three

Political Subdivision:	Write-in Name	Machine	Vote for Three	Machine	Vote for Three
Gibbsboro	JARED	25135	XNRFN		
	SCOTT LITTLEFIELD	25136	XNOMU		
	SCOTT LITTLEFIELD	25136	XNOMM		
	LEO GEIER	25136	XNOMZ		
	SCOTT LITTLEFIELD	25136	XNCRN		
	SCOTT LITTLEFIELD	25136	XNCRT		
	SCOTT LITTLEFIELD	25136	XNHFJ		
	HAILEY COLLIER	25136	XNHFR		
	SCOTT LITTLEFIELD	25136	XNHFTJ		
	SCOTT LITTLEFIELD	25136	XNUOC		
	SCOTT LITTLEFIELD	25136	XNUCZ		
	SCOTT LITTLEFIELD	25136	XNUFC		
	SCOTT LITTLEFIELD	25136	XNUMJ		
	SCOTT LITTLEFIELD	25136	XNUTN		
	SCOTT LITTLEFIELD	25136	XNUXF		
	SCOTT LITTLEFIELD	25136	XNNCR		
	SCOTT-LITTLEFIELD	25136	XNNHC		
	ROBERT LEWIS	25136	XNNHM		
	SCOTT LITTLEFIELD	25136	XNNXZ		
	SCOTT LITTLEFIELD	25136	XNNRJ		
	STEVE LEE	25136	XNRMF		
	JUSTIN SMITH	25460	XNCCH		
	SCOTT LITTLEFIELD	25460	XNCFH		
	CHRISTOPHER DICICCO	25460	XNCFT		
	SCOTT LITTLEFIELD	25460	XNCHX		
	LITTLEFIELD	25460	XNCZF		
	MICHAEL RADIE	25460	XNHFR		
	SCOTT LITTLEFIELD	25460	XNJFM		
	SCOTT LITTLEFIELD	25460	XNUTJ		
	SCOTT-LITTLEFIELD	25460	XNNHM		
	JENNA MARTIN	25460	XNNHT		
	JENNA MARTIN	25460	XNNRJ		
	MIKE EGIN	25460	XNRPX		
	SCOTT LITTLEFIELD	25460	XNRFJ		
	AUSTIN CARRIG	25460	XNRUX		
	TURDSANDWICH	25461	XNCCM		
	LITTLEFIELD	25461	XNCFJ		
	SCOTT LITTLEFIELD	25461	XNCHF		
	SCOTT LITTLEFIELD	25461	XNCHH		

CAM_20181106_E
November 6, 2018
Personal Choice Detail by Political Subdivision
Camden County

Local BOE- Gibbsboro Boro
Vote for Three

Political Subdivision:	Write-in Name	Machine	Vote for Three	Machine	Vote for Three
Gibbsboro	LINDSAY KLAPPROTH	25461	XNCJC		
	DAVID KLAPPROTH	25461	XNCLC		
	ALBERT-W-RICHMOND	25461	XNCMZ		
	LITTLEFIELD	25461	XNHTR		
	SCOTT LITTLEFIELD	25461	XNHHT		
	SCOTT LITTLEFIELD	25461	XNHFX		
	SCOTT LITTLEFIELD	25461	XNIRC		
	SCOTT LITTLEFIELD	25461	XNURN		
	LITTLEFIELD	25461	XNIZF		
	SCOTT LITTLEFIELD	25461	XNIZJ		
	SCOTT LITTLEFIELD	25461	XNIZN		
	SCOTT LITTLEFIELD	25461	XNIZX		
	STEVE LEE	25461	XNNCR		
	WILLIAM FOX JR	25461	XNNMC		
	SCOTT-LITTLEFIELD	25461	XNRF C		
	SCOTT LITTLEFIELD	25461	XNRFH		
	SCOTT LITTLEFIELD	25461	XNRMX		

Gloucester City Mayor
Vote for One

Political Subdivision:	Write-in Name	Machine	Vote for One	Machine	Vote for One
Gloucester City	GOLA IS BETTER	25137	XNIZH		
	ORRG	25138	XNCCZ		
	COLEEN PITTMAN	25138	XNCJR		
	MIKE BAEHR	25138	XNCMC		
	ALEX TEDESCO	25138	XNJRC		
	MICHAEL-BAEHR	25138	XNURN		
	BURKHART	25138	XNNHF		
	GREG CONKLIN	25138	XNRPX		
	DOUG-ZIEGLER	25138	XNRMV		
	PATRICK HEALEY	25139	XNRMX		
	WILLIAM DILKS	25139	XNRMZ		
	BOWIES MOTHER	25140	XNCCT		
	PETER-HERBERT	25140	XNRMV		
	JOHN F KAIN	25140	XNRMX		
	ALBERT E AGAR	25142	XNCCC		
	KEITH O'DONNELL	25142	XNCHX		

CAM_20181106_E
November 6, 2018
Personal Choice Detail by Political Subdivision
Camden County

Gloucester City Mayor
Vote for One

Political Subdivision:	Write-in Name	Machine	Vote for One	Machine	Vote for One
Gloucester City	EDGLASSMAN	25142	XNUCT		
	J	25144	XNCCN		
	JAY BROPHY	25144	XNCCN		
	WILLIAM-CLEARY	25144	XNCCN		
	JUAN RODRIGUEZ	25462	XNCF		
	JASON FANNING	25462	XNCF		
	LINDA SPENCER	25464	XNCF		
	BOZO	25464	XNCF		
	MICKEY MOUSE	25464	XNCF		
	JOHN VAVRA	25464	XNCF		
	PAT HAGAN	25464	XNCF		
	KEITH O'DONNELL	25467	XNCF		
	ANYONE ELSE	25468	XNCF		
	WALTER SKAIN IV	25468	XNCF		
	JOSEPH-AYRES	25469	XNCF		
	OMERO DEFURIA	25469	XNCF		
	STEPHEN-ELIASON	25469	XNCF		
	WILLIAM JAMES	25469	XNCF		
	KEITH-ODONNELL	25743	XNCF		
	VALERIE BARRON	25743	XNCF		
	TIMOTHY SIMONS	25744	XNCF		
	VANESSA LAMB	25744	XNCF		
	VANESSA LAMB	25744	XNCF		

Local BOE-Gloucester City
Vote for Three

Political Subdivision:	Write-in Name	Machine	Vote for Three	Machine	Vote for Three
Gloucester City	JAMES BAKY	25138	XNCFZ		
	DAVE BAKY	25138	XNCFZ		
	ALEX TEDESCO	25138	XNCFZ		
	JOHN DRISCOLL	25139	XNCFZ		
	KEVIN KAIN	25140	XNCFZ		
	JOHN P SCHMIDT	25144	XNCFZ		
	JOSEPH L SCHILI	25467	XNCFZ		
	ROBERT GLASSMAN	25467	XNCFZ		
	CHARLES SANDERSON III	25467	XNCFZ		
	PHIL KORMANN	25467	XNCFZ		

CAM_20181106_E
November 6, 2018
Personal Choice Detail by Political Subdivision
Camden County

Local BOE-Gloucester City
Vote for Three

Political Subdivision:	Write-in Name	Machine	Vote for Three	Machine	Vote for Three
Gloucester City	DOUG CABELL	25469	XNCF		
	JOSHUA PHILLIPS	25743	XNCF		
	TIMOTHY SIMONS	25744	XNCF		
	TIMOTHY SIMONS	25744	XNCF		
	JOSEPH-HOPKINS III	25744	XNCF		
	HARRY ULMER	25744	XNCF		
	JAMES R DILORETO	25744	XNCF		
	RENEA DEPRINCE	25744	XNCF		

Local BOE-Gloucester City UNEX
Vote for One

Political Subdivision:	Write-in Name	Machine	Vote for One	Machine	Vote for One
Gloucester City	DAWN-BRANTON	25138	XNUTN		
	ROBERT GRZIB	25139	XNUTN		
	GRUFF-FLINN	25140	XNUTN		
	ERIC-GLASSMAN	25467	XNUTN		
	GRUFF-FLINN	25468	XNUTN		
	OMERO DEFURIA	25469	XNUTN		
	WENTWORTH	25469	XNUTN		
	MICKEY-MOUSE	25743	XNUTN		
	JAMES DILORETO	25743	XNUTN		

Black Horse Pike Regional Member BOE Glouc Twp
Vote for Three

Political Subdivision:	Write-in Name	Machine	Vote for Three	Machine	Vote for Three
Gloucester Twp	DAWN LEARY	25145	XNCF		
	SEAN HENGST	25148	XNCF		
	SEAN HENGST	25148	XNCF		
	SEAN HENGST	25148	XNCF		
	DONALD TRUMP	25148	XNCF		
	DONALD TRUMP	25148	XNCF		
	DONALD TRUMP	25148	XNCF		
	SEAN HENGST	25149	XNCF		
	TERRI FRETZ	25151	XNCF		
	ANYONE ELSE	25151	XNCF		

CAM_20181106_E
 November 6, 2018
 Personal Choice Detail by Political Subdivision
 Camden County

Black Horse Pike Regional Member BOE Glouc Twp
 Vote for Three

Political Subdivision:	Write-in Name	Machine	Vote for Three	Machine	Vote for Three	Write-in Name	Machine	Vote for Three	Machine	Vote for Three
	HARRY SWEETEN	25152	XNCTZ			BEN-SHAPIRO	25180	XNCFN		
	B	25152	XNHTF			ALEX-JONES	25180	XNCFN		
	C	25152	XNHTF			SEAN HENGST	25180	XNCFN		
	A	25152	XNHTF			SEAN HENGST	25180	XNCFN		
	MARK'SILER	25152	XNJRF			GREGORY HOLSTON	25180	XNCFN		
	BRIAN-ROACH	25154	XNJFN			SEAN HENGST	25180	XNCFN		
	STEPHEN NICHOLSON	25156	XNJHF			CHANGE	25182	XNCFJ		
	SEAN HENGST	25156	XNJHZ			JOHN-MOSES	25182	XNCFJ		
	LOUIS MARTIN	25157	XNHC			GEORGE HUDSON	25184	XNCFJ		
	CLIFTON RICHARDSON	25157	XNHC			GEORGE HUDSON	25184	XNCFJ		
	RELESHA	25159	XNCF			GEORGE HUDSON	25184	XNCFJ		
	SEAN HENGST	25159	XNCF			SMITH,MARTHA	25184	XNCFJ		
	SEAN HENGST	25159	XNCF			MARTHA	25184	XNCFJ		
	SEAN HENGST	25159	XNCF			SEAN HENGST	25184	XNCFJ		
	LOWR-MY-TAXES	25159	XNCF			MINNEMOUSE	25184	XNCFJ		
	GILCHREESE FRETZ	25163	XNCCN			SEAN HENGST	25184	XNCFJ		
	SANTA PLOWS HIS SISTER	25163	XNCCN			SEAN HENGST	25184	XNCFJ		
	SEAN HENGST	25164	XNCCN			SEAN HENGST	25184	XNCFJ		
	SEAN HENGST	25164	XNCCN			SEAN HENGST	25184	XNCFJ		
	BRIAN BRAUN	25164	XNCCN			ERIC HENDERSON	25184	XNCFJ		
	TERRI FRETZ	25164	XNCCN			SEAN HENGST	25184	XNCFJ		
	SEAN HENGST	25165	XNCCN			ED DIMAO	25177	XNCFJ		
	NANCY	25168	XNCCN			SEAN HENGST	25177	XNCFJ		
	NO	25168	XNCCN			SEAN HENGST	25177	XNCFJ		
	KEITH	25169	XNCCN			SEAN HENGST	25177	XNCFJ		
	SHAWN FONTAINE	25171	XNCCN			SEAN HENGST	25177	XNCFJ		
	OTNOT	25171	XNCCN			LAURIE GENOVESE	25177	XNCFJ		
	TODD LESTER	25173	XNCCN			SEAN HENGST	25177	XNCFJ		
	ANYONE ELSE	25173	XNCCN			SEAN HENGST	25177	XNCFJ		
	SAM SWEET	25174	XNCCN			MARC RITZ	25177	XNCFJ		
	SEAN-HENGSTT	25175	XNCCN			CHRISTOPHER REHRIG	25177	XNCFJ		
	SEAN HENGST	25175	XNCCN			HENGST	25177	XNCFJ		
	SEAN HENGST	25175	XNCCN			DIANE Z NAFIS	25177	XNCFJ		
	SEAN HENGST	25176	XNCCN			SEAN HENGST	25177	XNCFJ		
	KATHLEEN WOLF	25176	XNCCN			SEAN HENGST	25177	XNCFJ		
	SEAN	25177	XNCCN			WILLIAM LEVINS	25177	XNCFJ		
	SEAN HENGST	25177	XNCCN			DANIEL FITZSIMMONS	25177	XNCFJ		
	SEAN HENGST	25177	XNCCN			SAM SWEET	25177	XNCFJ		
	SEAN HENGST	25177	XNCCN			SEAN HENGST	25177	XNCFJ		
	TRUMP	25180	XNCCN			SEAN HEGNST	25184	XNCFZ		

CAM_20181106_E
 November 6, 2018
 Personal Choice Detail by Political Subdivision
 Camden County

Black Horse Pike Regional Member BOE Glouc Twp
 Vote for Three

Political Subdivision:	Write-in Name	Machine	Vote for Three	Machine	Vote for Three	Write-in Name	Machine	Vote for Three	Machine	Vote for Three
	BEN-SHAPIRO	25180	XNCFN			BEN-SHAPIRO	25180	XNCFN		
	ALEX-JONES	25180	XNCFN			ALEX-JONES	25180	XNCFN		
	SEAN HENGST	25180	XNCFN			SEAN HENGST	25180	XNCFN		
	GREGORY HOLSTON	25180	XNCFN			SEAN HENGST	25180	XNCFN		
	SEAN HENGST	25180	XNCFN			CHANGE	25182	XNCFJ		
	CHANGE	25182	XNCFJ			JOHN-MOSES	25182	XNCFJ		
	JOHN-MOSES	25182	XNCFJ			GEORGE HUDSON	25184	XNCFJ		
	GEORGE HUDSON	25184	XNCFJ			GEORGE HUDSON	25184	XNCFJ		
	GEORGE HUDSON	25184	XNCFJ			GEORGE HUDSON	25184	XNCFJ		
	SMITH,MARTHA	25184	XNCFJ			SMITH,MARTHA	25184	XNCFJ		
	MARTHA	25184	XNCFJ			MARTHA	25184	XNCFJ		
	SEAN HENGST	25184	XNCFJ			SEAN HENGST	25184	XNCFJ		
	MINNEMOUSE	25184	XNCFJ			MINNEMOUSE	25184	XNCFJ		
	SEAN HENGST	25184	XNCFJ			SEAN HENGST	25184	XNCFJ		
	SEAN HENGST	25184	XNCFJ			SEAN HENGST	25184	XNCFJ		
	ERIC HENDERSON	25184	XNCFJ			ERIC HENDERSON	25184	XNCFJ		
	SEAN HENGST	25184	XNCFJ			SEAN HENGST	25184	XNCFJ		
	ED DIMAO	25177	XNCFJ			ED DIMAO	25177	XNCFJ		
	SEAN HENGST	25177	XNCFJ			SEAN HENGST	25177	XNCFJ		
	SEAN HENGST	25177	XNCFJ			SEAN HENGST	25177	XNCFJ		
	SEAN HENGST	25177	XNCFJ			SEAN HENGST	25177	XNCFJ		
	LAURIE GENOVESE	25177	XNCFJ			LAURIE GENOVESE	25177	XNCFJ		
	SEAN HENGST	25177	XNCFJ			SEAN HENGST	25177	XNCFJ		
	MARC RITZ	25177	XNCFJ			MARC RITZ	25177	XNCFJ		
	CHRISTOPHER REHRIG	25177	XNCFJ			CHRISTOPHER REHRIG	25177	XNCFJ		
	HENGST	25177	XNCFJ			HENGST	25177	XNCFJ		
	DIANE Z NAFIS	25177	XNCFJ			DIANE Z NAFIS	25177	XNCFJ		
	SEAN HENGST	25177	XNCFJ			SEAN HENGST	25177	XNCFJ		
	SEAN HENGST	25177	XNCFJ			SEAN HENGST	25177	XNCFJ		
	SEAN HENGST	25177	XNCFJ			SEAN HENGST	25177	XNCFJ		
	WILLIAM LEVINS	25177	XNCFJ			WILLIAM LEVINS	25177	XNCFJ		
	DANIEL FITZSIMMONS	25177	XNCFJ			DANIEL FITZSIMMONS	25177	XNCFJ		
	SAM SWEET	25177	XNCFJ			SAM SWEET	25177	XNCFJ		
	SEAN HENGST	25184	XNCFZ			SEAN HENGST	25184	XNCFZ		
	SEAN HEGNST	25184	XNCFZ			SEAN HEGNST	25184	XNCFZ		
	SEAN HENGST	25184	XNCFZ			SEAN HENGST	25184	XNCFZ		

CAM_20181106_E
November 6, 2018
Personal Choice Detail by Political Subdivision
Camden County

Black Horse Pike Regional Member BOE Gloucester Twp
Vote for Three

Political Subdivision:	Write-in Name	Machine	Vote for Three	Machine	Vote for Three	Write-in Name	Machine	Vote for Three
Gloucester Twp	SAM-SWEET	25484	XNCZJ					
	SEAN HENGST	25484	XNHTT					
	SEAN HENGST	25484	XNJFN					
	SEAN HENGST	25484	XNHUJ					
	JAMES ECCLES	25484	XNRFN					
	TIGHE	25486	XNCZM					
	DONTE RAGGIO	25486	XNJJF					
	COREY REESE	25487	XNCMZ					
	JACQUELYN WIAND	25488	XNCFZ					
	SEAN HENGST	25488	XNHFX					
	SEAN HENGST	25488	XNHTF					
	JAKE PAUL	25488	XNNRN					
	SEAN HENGST	25488	XNRFX					
	SEAN HENGST	25489	XNJUN					
	TERRI FRETZ	25493	XNJCX					
	BRIAN CAVANAUGH	25496	XNCTZ					
	JOSH DAVISON	25496	XNHTT					
	SEAN HENGST	25498	XNJNJ					
	LOUIS ABRUZZESE	25499	XNJRT					
	MICKY MOUSE	25499	XNNMH					
	SEAN HENGST	25500	XNJTM					
	SCOT URQUHART	25500	XNJZZ					
	MICKEY	25504	XNFRF					
	SAMUEL PALMUCCI	25504	XNNHR					
	PATRICIA IACOVELLI	25506	XNNRM					
	NO	25507	XNRFX					
	NO	25507	XNRFX					
	NO	25507	XNRFX					

Local BOE- Gloucester Township
Vote for Three

Political Subdivision:	Write-in Name	Machine	Vote for Three	Machine	Vote for Three
Gloucester Twp	E	25152	XNHTF		
	F	25152	XNHTF		
	D	25152	XNHTF		
	LOUIS MARTIN	25157	XNNHC		
	CLIFTON RICHARDSON	25157	XNNHC		

November 07, 2018 4:11 PM

CAM_20181106_E
November 6, 2018
Personal Choice Detail by Political Subdivision
Camden County

Local BOE- Gloucester Township
Vote for Three

Political Subdivision:	Write-in Name	Machine	Vote for Three	Machine	Vote for Three
Gloucester Twp	MAYER LOVES THE D	25164	XNCJM		
	CORY BOOKER LOVES HOOKER	25164	XNCJM		
	BOOKER PLOWS MENENDEZ	25164	XNCJM		
	CHRISTOPHER KELLAR	25169	XNNMM		
	ERIC GLASS	25171	XNZCZ		
	ANTHONY MARKS	25178	XNNHJ		
	JORDAN PETERSON	25180	XNCFN		
	GREGORY HOLSTON	25180	XNXXZ		
	GEORGE HUDSON	25184	XNCMC		
	GEORGE HUDSON	25184	XNCMC		
	GEORGE HUDSON	25184	XNCMC		
	ELVIS	25473	XNCRZ		
	PHIL CILLO	25474	XNNHJ		
	JOSEPH THOMPSON III	25477	XNXXN		
	JOSEPH DRUCTOR JR	25479	XNCMJ		
	SEAN HENGST	25485	XNHFJ		
	MARK GALLO	25487	XNXXC		
	AZIZ MUHAMMAD-KANE	25487	XNXXC		
	SEAN HENGST	25489	XNZF		
	SEAN HENGST	25498	XNCHF		
	SCOT URQUHART	25500	XNZZZ		
	SAM PALMUCCI	25504	XNNHR		
	NO	25507	XNRFX		
	NO	25507	XNRFX		
	NO	25507	XNRFX		
	JULIAN THOMPSON	25751	XNNMX		

Local BOE- Haddon Township
Vote for Three

Political Subdivision:	Write-in Name	Machine	Vote for Three	Machine	Vote for Three
Haddon Twp	CHRIS COOK	25185	MMHTX		
	AMY FOLEY	25185	MMHXC		
	CHRIS COOK	25185	MMHFX		
	CHRIS COOK	25185	MMHXR		
	BILL MANN	25185	MMJFT		
	DAVID RICCI	25185	MMNMH		
	CHRIS COOK	25185	MMNMN		

November 07, 2018 4:11 PM

CAM_20181106_E
November 6, 2018
Personal Choice Detail by Political Subdivision
Camden County

Local BOE- Haddon Township
Vote for Three

Political Subdivision: Haddon Twp
Write-in Name Machine Voter Tag

Write-in Name	Machine	Voter Tag
COOK	25185	MMNRM
DAVID-RICCI	25185	XNCF
FOLEY	25185	XNCF
NONE	25185	XNCHN
CHRIS COOK	25185	XNCF
CHRISTOPHER COOK	25185	XNCIN
CHRIS-COOK	25185	XNCMC
CHRIS-COOK	25185	XNCMM
CHRIS COOK	25185	XNCMT
CYNTHIA MARR	25185	XNCMT
SONDRA N CAPPUCIO	25185	XNCMX
WILLIAM MANN	25185	XNCNJ
RICCI	25185	XNCRH
CHRISTOPHER COOK	25185	XNCTR
CHRIS COOK	25185	XNCXJ
CHRIS COOK	25185	XNCXM
CHRIS COOK	25185	XNCXZ
TRACIE BURRUEL	25185	XNCZT
RICCI	25185	XNFFH
KNEISL	25185	XNFFH
CHRIS-COOK	25185	XNHTJ
JUSTIN BATCHELLER	25185	XNHTM
CRAIG RONCACE	25185	XNHTT
CYNTHIA MARR	25185	XNHTX
AMY FOLEY	25185	XNHTX
CHRIS COOK	25185	XNUCF
CHRISTOPHER COOK	25185	XNUJF
AMY FOLEY	25185	XNUJF
CRAIG RONCACE	25185	XNUJC
MANN	25185	XNUJF
DAVID-RICCI	25185	XNUJN
CHRIS REINA	25185	XNUJT
KELLIE-HINKLE	25185	XNUMN
CHRISTOPHER-COOK	25185	XNUMN
BILL-MANN	25185	XNUMN
AMY-FOLEY	25185	XNUMT
RONCACE	25185	XNUMZ
COOKE	25185	XNUMZ
CHRIS-COOK	25185	XNUMF

November 07, 2018 4:11 PM

CAM_20181106_E
November 6, 2018
Personal Choice Detail by Political Subdivision
Camden County

Local BOE- Haddon Township
Vote for Three

Political Subdivision: Haddon Twp
Write-in Name Machine Voter Tag

Write-in Name	Machine	Voter Tag
CHRIS COOK	25185	XNUNZ
CHRIS COOK	25185	XNURT
WILLIAM-MANN	25185	XNUTT
SEAN-MCGRATH	25185	XNUTT
CRAIG RONCACE	25185	XNUNN
CYNTHIA MARR	25185	XNUNT
CHRIS	25185	XNUNT
CHRIS COOK	25185	XNUTR
COOK	25185	XNUZZ
WILLIAM-MANN	25185	XNNCM
CHRISTOPHER-COOK	25185	XNNCM
COOK	25185	XNNHC
CHRIS COOK	25185	XNNHH
PAUL DOUGHERTY	25185	XNNHM
JIM HEUGHES	25185	XNNHM
COOK	25185	XNNHM
CHRIS COOK	25185	XNNHX
JOSEPH WHALEN JR	25185	XNNMM
JAMES H ROCKS	25185	XNNMM
JOSEPH WHALEN JR	25185	XNNMM
DAVID-RICCI	25185	XNNRX
DAVID RICCI	25185	XNRFY
RICCI	25185	XNRFY
RONCACE	25186	XNCMC
WILLIAM MANN	25186	XNCMR
AMY FOLEY	25186	XNCMR
CHRIS-COOK	25186	XNCRJ
SALLY DUVA	25186	XNFC
CYNTHIA NELSON MARR	25186	XNHFH
CHRIS COOK	25186	XNHFH
AMY FOLEY	25186	XNHFN
CHRIS COOK	25186	XNHFN
WILLIAM-MANN	25186	XNHFX
AMY-FOLEY	25186	XNHFX
RONCACE	25186	XNHTM
CHRIS COOK	25186	XNHTZ
BILL MANN	25186	XNUFF
AMY FOLEY	25186	XNUFF
CRAIG RONCACE	25186	XNUFX

November 07, 2018 4:11 PM

CAM_20181106_E
November 6, 2018
Personal Choice Detail by Political Subdivision
Camden County

Local BOE- Haddon Township
Vote for Three

Political Subdivision: Haddon Twp

Write-in Name	Machine	Voter Tag
AMY FOLEY	25187	XNJNN
DAVID RICCI	25187	XNJNT
AMY FOLEY	25187	XNJNX
DAVID RICCI	25187	XNJRT
AMY FOLEY	25187	XNJRT
LEX	25187	XNJTF
AMY FOLEY	25187	XNJXF
FOLEY	25187	XNJXN
EMELY FOLLY	25187	XNJXR
CRAIG RONCAGE	25187	XNJZJ
DAVID RICCI	25187	XNJZJ
AMY FOLEY	25187	XNJZJ
AMY FOLEY	25187	XNCC
DAVID RICCI	25187	XNCCJ
FOLEY AMY	25187	XNCR
CHRIS COOK	25187	XNHC
CHRIS COOK	25187	XNHF
AMY FOLEY	25187	XNHH
RICCI	25187	XNHM
CHRIS COOK	25187	XNHX
RICCI	25187	XNMJ
AMY FOLEY	25187	XNMT
AMY FOLEY	25187	XNMZ
CHRIS COOK	25187	XNRC
RICCI	25187	XNRF
CHRIS COOK	25187	XNRJ
CHRIS COOK	25187	XNRM
COOK	25187	XNRR
AMY FOLEY	25187	XNRR
AMY FOLEY	25187	XNRFN
SHARON SCHMITT	25188	XNCCF
RICCI	25188	XNCH
DAVID RICCI	25188	XNCHC
CYNTHIA NELSON MARR	25188	XNCHC
CRAIG RONCAGE	25188	XNCHC
WILLIAM MANN	25188	XNCHF
CHRIS COOK	25188	XNCHF
BILL MANN	25188	XNCHH
RICCI	25188	XNCHM

November 07, 2018 4:11 PM

Page 61 of 142

CAM_20181106_E
November 6, 2018
Personal Choice Detail by Political Subdivision
Camden County

Local BOE- Haddon Township
Vote for Three

Political Subdivision: Haddon Twp

Write-in Name	Machine	Voter Tag
CYNTHIA-MARR	25188	XNCHN
CRAIG-RONCAGE	25188	XNCHN
CHRISTOPHER-COOK	25188	XNCHN
WILLIAM MANN	25188	XNCHX
DANA ZIPKIN	25188	XNCJH
RICCI	25188	XNCJW
CHRIS COOK	25188	XNHFM
WILLIAM MANN	25188	XNHFT
CYNTHIA NELSON MARR	25188	XNHTC
RICCI	25188	XNJFC
CHRIS COOK	25188	XNJHH
WILLIAM MANN	25188	XNJRH
WILLIAM MANN	25188	XNJRT
CHRIS COOK	25188	XNJTM
WILLIAM MANN	25188	XNJTM
DAVID RICCI	25188	XNNCC
DAVIDRICCI	25188	XNNHJ
WILLIAM-MANN	25188	XNNHN
WILLIAM MANN	25188	XNNRM
FRAN SHEEHAN	25188	XNNRM
WILLIAM-MANN	25188	XNNRN
DANA ZIPKIN	25188	XNNRR
MANN	25188	XNRFJ
CHRISTER-COOK	25188	XNRFX
WILLIAM MANN	25189	XNHFC
CHRISTOPHER COOK	25189	XNHFC
CHRIS COOK	25189	XNJTT
RICHARD MIRANDA	25189	XNJZJ
DAVE RICCI	25189	XNNHN
RONCAGE	25189	XNNHR
MARR	25189	XNNHR
FOLEY	25189	XNNHR
CHRIS COOK	25189	XNNMM
CRAIG RONCAGE	25189	XNNMR
MANN	25189	XNNRH
CHRIS	25189	XNNRJ
CHRIS PRESCOTT	25189	XNNRR
CRAIG RONCAGE	25189	XNRFJ
BILL MANN	25190	XNCCN

November 07, 2018 4:11 PM

Page 62 of 142

CAM_20181106_E
November 6, 2018
Personal Choice Detail by Political Subdivision
Camden County

Local BOE- Haddon Township
Vote for Three

Political Subdivision:	Write-in Name	Haddon Twp	Machine	Vote for Three	Voter Tag
	WILLIAM MANN		25190	XNCFH	XNCRX
	CATHERINE CARR		25190	XNCMM	XNCRX
	DAVID RICCI		25190	XNHFH	XNCTH
	MANN		25190	XNHFR	XNCTH
	KENDALL		25190	XNHTJ	XNCTH
	NOOSHIN-WASEH		25190	XNHTX	XNCTM
	DAVID RICCI		25190	XNJFF	XNHFH
	RICCI		25190	XNJFM	XNHFR
	MANN		25190	XNJFM	XNHFT
	DAVID RICCI		25190	XNJFN	XNHFX
	CHRIS-COOK		25190	XNJRR	XNHFX
	RICCI,DAVID		25190	XNJTF	XNHFT
	CRAIG RONGACE		25190	XNJTJ	XNJFF
	DAVID RICCI		25190	XNRRJ	XNJFH
	AMY FOLEY		25190	XNRRJ	XNJFJ
	MANN		25190	XNRFX	XNJFM
	AMY FOLEY		25191	XNCF	XNHT
	AMY FOLEY		25191	XNCT	XNHT
	CHRIS COOK		25191	XNCF	XNCRX
	CYNTHIA MARR		25191	XNCF	XNCRX
	RICCI		25191	XNCFJ	XNCTT
	AMY FOLEY		25191	XNCFN	XNCTH
	WILLIAM MANN		25191	XNCFN	XNCTH
	MR.COOK		25191	XNCFN	XNCTH
	AMY FOLEY		25191	XNCFN	XNCTH
	RONGACE		25191	XNCFN	XNCTH
	RONGACE		25191	XNCFN	XNCTH
	OLEY		25191	XNCFN	XNCTH
	RICCI		25191	XNCFN	XNCTH
	KEN HILDEBRANDT		25191	XNCFN	XNCTH
	AMY FOLEY		25191	XNCFN	XNCTH
	ALEX-LAW		25191	XNCFN	XNCTH
	CRAIG RONGACE		25191	XNCFN	XNCTH
	WILLIAM MANN		25191	XNCFN	XNCTH
	CYNTHIA NELSON MARR		25191	XNCFN	XNCTH
	RICCI		25191	XNCFN	XNCTH
	MANN		25191	XNCFN	XNCTH
	FOLEY		25191	XNCFN	XNCTH
	FOLEY		25191	XNCFN	XNCTH

November 07, 2018 4:11 PM

Page 63 of 142

CAM_20181106_E
November 6, 2018
Personal Choice Detail by Political Subdivision
Camden County

Local BOE- Haddon Township
Vote for Three

Political Subdivision:	Write-in Name	Haddon Twp	Machine	Vote for Three	Voter Tag
	CHRIS COOK		25191		XNCRX
	ROBERT WITTMAN		25191		XNCRX
	MIKE RAUSCH		25191		XNCTH
	DAVE RICCI		25191		XNCTH
	AMY FOLEY		25191		XNCTH
	DAVID RICCI		25191		XNCTM
	AMY FOLEY		25191		XNHFH
	AMY FOLEY		25191		XNHFR
	COOK		25191		XNHFT
	CHRIS COOK		25191		XNHFX
	CHRISTOPHER COOK		25191		XNHFX
	AMY-FOLEY		25191		XNHFT
	AMY FOLEY		25191		XNJFF
	COOK		25191		XNJFH
	RICCI		25191		XNJFJ
	CRAIG RONGACE		25191		XNJFM
	DAVE RICCI		25191		XNHT
	AMY FOLEY		25191		XNJMZ
	AMY FOLEY		25191		XNCRX
	CHRIS COOK		25191		XNCRX
	DAVID RICCI		25191		XNCTT
	DAVE RICCI		25191		XNCTH
	FOLEY		25191		XNCTH
	RONGACE		25191		XNCTH
	CRAIG RONGACE		25191		XNCTH
	MCHUGH-THOMAS		25191		XNCRJ
	MCHUGH-THOMAS		25191		XNCRJ
	CHRIS COOK		25191		XNCRX
	AMY FOLEY		25191		XNHR
	BILL-MANN		25191		XNMM
	JOHN LEWIS		25191		XNMM
	JOHN MCCARVILL		25191		XNMMT
	KELLY HINKLE		25191		XNMMZ
	DAVID RICCI		25191		XNRRF
	WILLIAM MANN		25191		XNRRZ
	DAVID RICCI		25191		XNRRZ
	MIKE RAUSCH		25191		XNRFJ
	AMY FOLEY		25191		XNRFMT
	RICCI		25191		XNRMX

November 07, 2018 4:11 PM

Page 64 of 142

CAM_20181106_E
November 6, 2018
Personal Choice Detail by Political Subdivision
Camden County

Local BOE- Haddon Township
Vote for Three

Political Subdivision:	Write-in Name	Machine	Vote for Three	Machine	Voter Tag
Haddon Twp	DAVID RICCI	25193		XNCRN	
	WILLIAM MANN	25193		XNCRN	
	AMY FOLEY	25193		XNCRN	
	DAVID RICCI	25193		XNHFN	
	CHRIS COOK	25193		XNJFJ	
	ROBERT HENSLE	25193		XNJMZ	
	BILL MANN	25193		XNJZH	
	SEAN MCGRATH	25193		XNJZT	
	BILL MANN	25193		XNJZT	
	CYNTHIA NELSON MARR	25193		XNCRN	
	WILLIAM MANN	25193		XNMMX	
	DAVID RICCI	25193		XNRRH	
	BILL MANN	25193		XNRRM	
	CHRIS COOK	25193		XNRRX	
	WILLIAM MANN	25193		XNRRZ	
	CHRISTOPHER COOK	25194		XNCCJ	
	JAMESCATRAMBONE	25194		XNCCN	
	DAVID RICCI	25194		XNCCR	
	WILLIAM MANN	25194		XNCCJ	
	RICCI	25194		XNCHC	
	AMY-FOLY	25194		XNCJH	
	DAVE RICCI	25194		XNCRX	
	DAVID RICCI	25194		XNHFZ	
	RYAN EASTERDAY	25194		XNHTF	
	WILLIAM MANN	25194		XNHTR	
	ROY THORSTENSEN	25194		XNJFR	
	KRISTI HUNTER	25194		XNJMZ	
	BILL MANN	25194		XNJZC	
	DAVID RICCI	25194		XNCHH	
	WILLIAM MANN	25194		XNCCR	
	CHRIS COOK	25194		XNHHX	
	WILLIAM MANN	25194		XNMMC	
	AMY FOLEY	25194		XNMMF	
	AMY FOLEY	25194		XNMMJ	
	BILL MANN	25194		XNMMN	
	CRAIG RONCACE	25194		XNMMT	
	WILLIAM MANN	25194		XNMRX	
	CHRIS-HOFFNER	25194		XNRRJ	
	CRAIG RONCACE	25194		XNRFV	

CAM_20181106_E
November 6, 2018
Personal Choice Detail by Political Subdivision
Camden County

Local BOE- Haddon Township
Vote for Three

Political Subdivision:	Write-in Name	Machine	Vote for Three	Machine	Voter Tag
Haddon Twp	WILLIAM MANN	25194		XNRMF	
	WILLIAM MANN	25195		XNCCT	
	AMY FOLEY	25195		XNCCT	
	DAVID RICCI	25195		XNCCT	
	RICCI	25195		XNCFJ	
	RONCACE	25195		XNCHC	
	FOLEY	25195		XNCHC	
	CHRISTOPHER COOK	25195		XNCHN	
	DAVID RICCI	25195		XNCHX	
	AMY-FOLEY	25195		XNCHZ	
	AMY-FOLEY	25195		XNCJT	
	COOK	25195		XNCMF	
	CRAIG RONCACE	25195		XNCMH	
	ALLISON RODMAN	25195		XNCMN	
	AMY FOLEY	25195		XNCRM	
	CHRIS COOK	25195		XNCRX	
	AMY FOLEY	25195		XNCRZ	
	BONNIE RICHARDS	25195		XNCTC	
	AMY FOLEY	25195		XNCTN	
	KERRY OCONNOR	25195		XNCTZ	
	DAVE RICCI	25195		XNCXJ	
	CHRIS COOK	25195		XNCZC	
	CHRIS COOK	25195		XNCZJ	
	DAVID RICCI	25195		XNHFC	
	CYNTHIA MARR	25195		XNHFN	
	CRAIG RONCAC	25195		XNHFN	
	AMY FOLEY	25195		XNHFN	
	AMY FOLEY	25195		XNHFZ	
	CHRIS COOK	25195		XNHTF	
	RICCI	25195		XNHTZ	
	THOMAS MCHUGH	25195		XNCHN	
	AMY FOLEY	25195		XNJCX	
	CRAIG RONCACE	25195		XNHFH	
	TIM HOWLEY	25195		XNJFJ	
	CHRIS COOK	25195		XNIFT	
	DADRICCI	25195		XNJFZ	
	BILLMANN	25195		XNJFZ	
	DAVID RICCI	25195		XNJHX	
	CYNTHIA MARR	25195		XNHZ	

CAM_20181106_E
November 6, 2018
Personal Choice Detail by Political Subdivision
Camden County

Local BOE- Haddon Township
Vote for Three

Political Subdivision: Haddon Twp

Write-in Name	Machine	Vote Tag
CHRISTOPHER COOK	25195	XNJJM
RUSSELL TICHIAN	25195	XNJWN
MICHAEL WEISS	25195	XNJRM
CHRIS COOK	25195	XNJTM
DAVID RICCI	25195	XNJTX
AMY FOLEY	25195	XNJXH
RICCI	25195	XNJZH
DAVID RICCI	25195	XNJZR
AMY FOLEY	25195	XNJZZ
CHRIS COOK	25195	XNNHR
AMY FOLEY	25195	XNNMJ
AMY-FOLEY	25195	XNNMM
FOLEY	25195	XNNMR
CHRISTOPHER COOK	25195	XNNMT
KERRY OCONNOR	25195	XNNMZ
BILL MANN	25195	XNNRN
CRAIG RONCACE	25195	XNRFN
DAVID RICCI	25195	XNRFX
SHAWN HIBBS	25195	XNRFY
DAVID RICCI	25196	MMHFX
RICHE	25196	MMHNZ
WILLIAM MANN	25196	MMHTH
DAVID RICCI	25196	MMHTM
DAVID RICCI	25196	MMHTN
CHRIS COOK	25196	MMHTR
DAVID RICCI	25196	MMHTX
DAVID RICCI	25196	MMHTZ
RICCI,DAVID	25196	MMHXC
DAVID RICCI	25196	MMHXH
CRAIG RONCACE	25196	MMHXJ
DAVID RICCI	25196	MMHXM
AMY FOLEY	25196	MMHXM
BILL MANN	25196	MMHXT
CRAIG RONCACE	25196	MMHXT
DAVE RICCI	25196	MMHXZ
CRAIG RONCACE	25196	MMHZN
AMY FOLEY	25196	MMHZN
DAVID RICCI	25196	MMHZX

November 07, 2018 4:11 PM

Page 69 of 142

CAM_20181106_E
November 6, 2018
Personal Choice Detail by Political Subdivision
Camden County

Local BOE- Haddon Township
Vote for Three

Political Subdivision: Haddon Twp

Write-in Name	Machine	Vote Tag
RONCACE	25196	MMJFC
RICCI DAVID	25196	MMJFC
DAVID RICCI	25196	MMJFF
DAVID RICCI	25196	MMJFH
WILLIAM MANN	25196	MMJFR
CRAIG RONCACE	25196	MMJFT
DAVIDRICCI	25196	MMJFX
RICCI	25196	MMJFJ
LUKE SKYWALKER	25196	MMJFJ
BILL MANN	25196	MMJJT
DAVID RICCI	25196	MMJNH
DAVID RICCI	25196	MMJNN
RICCHI	25196	MMJTN
RICCI	25196	MMJTR
HAMLIN	25196	MMJTT
RICCI	25196	MMJTZ
DAVID-RICCI	25196	MMJXC
DAVID RICCI	25196	MMJXM
DAVID-RICI	25196	XNCCC
DAVID RICCI	25196	XNCCF
DAVID RICCI	25196	XNCCM
DAVID RICCI	25196	XNCCN
DAVID RICCI	25196	XNCCR
DAVID RICCI	25196	XNCCX
DI	25196	XNCCF
CRAIG RONCACE	25196	XNCFH
AMY FOLEY	25196	XNCFN
DAVID RICCI	25196	XNCFZ
DAVID-RICCI	25196	XNCHH
CHRISTOPHER COOK	25196	XNCHN
RICCI	25196	XNCJT
AMY-FOLEY	25196	XNCJX
DAVID-RICCI	25196	XNCJZ
WILLIAM MANN	25196	XNCMF
RONCACE	25196	XNCMH
DAVID RICCI	25196	XNCMN
DAVID RICCI	25196	XNCMT
BILL WILSON	25196	XNCMX
RICCI	25196	XNCMZ

November 07, 2018 4:11 PM

Page 70 of 142

CAM_20181106_E
November 6, 2018
Personal Choice Detail by Political Subdivision
Camden County

Local BOE- Haddon Township
Vote for Three

Political Subdivision:	Write-in Name	Haddon Twp	Machine	Vote for Three	Voter Tag
	DAVE RICCI		25196		XNCNN
	WILLIAM MANN		25196		XNCRF
	CHRISTOPHER COOK		25196		XNCRF
	ALLISON RODMAN		25196		XNCRF
	COOK		25196		XNCRH
	DAVID RICCI		25196		XNCTJ
	RICCI,DAVE		25196		XNCTZ
	DAVID RICCI		25196		XNCXH
	DAVERICCI		25196		XNCXM
	DAVID		25196		XNCXX
	AMY-FOLEY		25196		XNCZH
	DAVD		25196		XNCZM
	AMY FOLEY		25196		XNCZN
	DAVE RICCI		25196		XNCZR
	DAVE-RICCI		25196		XNCZT
	RONGCASE		25196		XNHFF
	DAVID-RICCI		25196		XNHFJ
	DAVID RICCI		25196		XNHFM
	DAVID RICCI		25196		XNHTF
	DAVID-RICCI		25196		XNHFM
	WILLIAM-MANN		25196		XNHHT
	CHRISTOPHER COOK		25196		XNHHT
	RICCI		25196		XNJFT
	DAVID RICCI		25196		XNJFX
	AMY FOLEY		25196		XNJHH
	DAVID RICCI		25196		XNJHU
	BILL MANN		25196		XNJHU
	DAVID RICCI		25196		XNJHN
	DENNIS-RICCI		25196		XNJHZ
	DAVID-RICCI		25196		XNJJC
	BILL MANN		25196		XNJUN
	DAVID RICCI		25196		XNJUN
	BILLMANN		25196		XNJUZ
	MAGGIE TINNS		25196		XNJMC
	DAVID RICCI		25196		XNJMF
	RICCI		25196		XNJMH
	DAVE RICCI		25196		XNJMJ
	DAVID RICCI		25196		XNJMZ
	WILLIAM MANN		25196		XNJNC

CAM_20181106_E
November 6, 2018
Personal Choice Detail by Political Subdivision
Camden County

Local BOE- Haddon Township
Vote for Three

Political Subdivision:	Write-in Name	Haddon Twp	Machine	Vote for Three	Voter Tag
	DAVE RICCI		25196		XNINH
	BILL MANN		25196		XNINU
	DAVID RICCI		25196		XNINX
	DAVID RICCI		25196		XNINZ
	CHRISTOPHER COOK		25196		XNINZ
	DAVID RICCI		25196		XNIRH
	DAVID RICCI		25196		XNITN
	WILLIAM-MANN		25196		XNITT
	BILL-RICCI		25196		XNITX
	DAVID RICCI		25196		XNIXM
	DAVID RICCI		25196		XNIXR
	MANN		25196		XNIXT
	DAVIDRICCHI		25196		XNIZF
	CRAIG RONGCASE		25196		XNIZJ
	CHRIS MADDEN		25196		XNIZJ
	AMY FOLEY		25196		XNIZJ
	RICCI		25196		XNIZX
	DAVID RICCI		25196		XNIZZ
	DAVID RICCI		25196		XNICC
	CRAIG RONGCASE		25196		XNNCR
	DAVE RICCI		25196		XNNHF
	DAVID		25196		XNNHH
	DAVID RICCI		25196		XNNHX
	DAVE REICHI		25196		XNNMF
	DAVIDRICCI		25196		XNNMH
	CHRIS-COOK		25196		XNNMJ
	WILLIAM MANN		25196		XNNMR
	RICCI		25196		XNNMX
	DAVID RICCI		25196		XNNRM
	GRITTY		25196		XNNRN
	AMY-FOLEY		25196		XNNRR
	DAVIDRICCI		25196		XNRFCC
	WILLIAM MANN		25196		XNRFN
	DAVID RICCI		25196		XNRFN
	AY-FOLEY		25196		XNRMF
	DAVID RICCI		25196		XNRMZ
	DAVID RICCI		25196		XNRRM
	CYNTHIA-NELSON-WARR		25197		XNCCF
	CRAIG-RONGCASE		25197		XNCCF

CAM_20181106_E
 November 6, 2018
 Personal Choice Detail by Political Subdivision
 Camden County

Local BOE- Haddon Township
 Vote for Three

Political Subdivision: Haddon Twp

Write-in Name	Machine	Voter Tag
GRITTY	25197	XNCCZ
CYNTHIA A NELSON MARR	25197	XNCFN
AMY FOLEY	25197	XNOMF
TREVOR CEPAS	25197	XNCTX
MICHAEL OLDSEY	25197	XNCZX
KEVIN BRANT	25197	XNCZX
JACKIE LUDLAM	25197	XNCZX
BEKIERVINCE	25197	XNHFM
RICCI	25197	XNHFZ
FOLEY	25197	XNHFZ
MARR	25197	XNHFZ
NONE	25197	XNHTE
CHRIS COOK	25197	XNHTR
CYNTHIA NELSON MARR	25197	XNJFM
CHRIS COOK	25197	XNJFM
CHRIS COOK	25197	XNJHC
WILLIAM MANN	25197	XNJMT
WILLIAM MANN	25197	XNJRF
RICCI	25197	XNJRR
WILLIAM MANN	25197	XNJRT
IDK	25197	XNJRZ
DAN	25197	XNJTM
DAVIDRICCI	25197	XNJZJ
FRAN SHEEHAN	25197	XNJZX
TREVOR CEPAS	25197	XNJZZ
DAVE RICCI	25197	XNNHF
CRAIG RONCAGE	25197	XNNHF
CRAIG RONCAGE	25197	XNNHH
DAVID RICCI	25197	XNNHX
MARR	25197	XNNMF
JASON NEWLIN	25197	XNNMZ
DAVID RICCI	25197	XNNRF
CHRISTOPHER COOK	25197	XNNRH
CHRIS COOK	25197	XNNRM
RICCI	25197	XNNRN
CRAIG RONCAGE	25198	XNCCJ
AMY FOLEY	25198	XNCCJ
CRAIG RONCAGE	25198	XNCCN
WILLIAM-MANN	25198	XNCCX

November 07, 2018 4:11 PM

Page 73 of 142

CAM_20181106_E
 November 6, 2018
 Personal Choice Detail by Political Subdivision
 Camden County

Local BOE- Haddon Township
 Vote for Three

Political Subdivision: Haddon Twp

Write-in Name	Machine	Voter Tag
CRAIG-RONCAGE	25198	XNCCX
ALLEN	25198	XNCCZ
MARR	25198	XNCFN
BILL MANN	25198	XNCFN
MARR	25198	XNCHC
AMYFOLEY	25198	XNCHH
SCOT DECRISTOFARO	25198	XNCHJ
DAVID RICCI	25198	XNCHJ
RICCI	25198	XNCHR
SEAN MCGRATH	25198	XNCOM
BILL MANN	25198	XNCOM
AMY FOLEY	25198	XNCOM
CYNTHIA-MARR	25198	XNOMX
AMY-FOLEY	25198	XNOMX
DAVID RICCI	25198	XNCCZ
WILLIAM MANN	25198	XNHTC
CYNTHIA MARR	25198	XNFFF
DAVID RICCI	25198	XNFJF
DAVID RECHY	25198	XNFJM
CRAIG RONCAGE	25198	XNFJR
CRAIG RONCAGE	25198	XNFZ
BILL MANN	25198	XNJRN
CHRIS COOK	25198	XNJRR
BILL MANN	25198	XNJZF
AMY FOLEY	25198	XNJZF
DAVID RICCI	25198	XNJZN
RICCI	25198	XNNCC
RONCAGE	25198	XNNCJ
COOK	25198	XNNCJ
JASON NEWLIN	25198	XNNCM
CHRIS COOK	25198	XNNCN
CHRISCOOK	25198	XNNHH
CINDY-MARR	25198	XNNHR
CRAIG RONCAGE	25198	XNNHX
CYNTHIA-MARR	25198	XNNMH
CRAIG RONCAGE	25198	XNNMM
BILL-MANN	25198	XNNRM
CHRISTOPHER COOK	25198	XNNRT
RICCIO	25198	XNRFH

November 07, 2018 4:11 PM

Page 74 of 142

CAM_20181106_E
November 6, 2018
Personal Choice Detail by Political Subdivision
Camden County

Local BOE- Haddon Township
Vote for Three

Political Subdivision: Haddon Twp

Write-in Name	Machine	Voter Tag
CYNTHIANELSONMARR	25198	XNRFJ
DAVID RICCI	25198	XNRMF
CRAIG RONCAGE	25198	XNRMZ
DAVID RICCI	25199	XNCRM
DAVID RICCI	25199	XNHFC
DAVID RICCI	25199	XNHFR
DAVE-RICCI	25199	XNJMF
CINDYNELSONMARR	25199	XNJRJ
DAVID RICCI	25199	XNJZT
CYNTHIA NELSON-MARR	25199	XNNHC
WILLIM MANN	25199	XNNHX
RICCHI	25199	XNNRC
DAVID RICHIE	25199	XNNRH
RICCI	25199	XNRFH
CHRIS COOK	25511	XNCCH
CHRIS COOK	25511	XNCCN
CHRIS-COOK	25511	XNCFH
AMY-FOLEY	25511	XNCHR
CHRIS COOK	25511	XNCJC
COOK	25511	XNCJH
DAVID RICCI	25511	XNCJM
CARSON	25511	XNCMF
COOK	25511	XNCMM
RICCI	25511	XNCMZ
CHRIS-COOK	25511	XNCRN
KEVIN SPERN	25511	XNCRZ
MEGAN SICKLES	25511	XNHFC
ETT	25511	XNHFF
DDRE	25511	XNHFH
COOK	25511	XNHFN
COOK	25511	XNHFT
AMY FOLEY	25511	XNJFJ
RODMAD	25511	XNJHC
CHRIS COOK	25511	XNJHH
CRAIG RONCAGE	25511	XNJMR
FOLEY	25511	XNJMT
CHRIS-COOK	25511	XNJMT
CARSON	25511	XNJRH
AMY FOLEY	25511	XNJTF

November 07, 2018 4:11 PM

Page 75 of 142

CAM_20181106_E
November 6, 2018
Personal Choice Detail by Political Subdivision
Camden County

Local BOE- Haddon Township
Vote for Three

Political Subdivision: Haddon Twp

Write-in Name	Machine	Voter Tag
DAVID RICCI	25511	XNITT
CRAIG RONCAGE	25511	XNUZF
AMY FOLEY	25511	XNUZF
CHRISTOPHER COOK	25511	XNUZJ
AMY FOLEY	25511	XNUZX
CRAIG-RONCAGE	25511	XNUZZ
AMY-FOLEY	25511	XNUZZ
CHRISTOPHER COOK	25511	XNNCC
COOK	25511	XNNCH
TOM DALY	25511	XNNCJ
CHRIS-COOK	25511	XNNCN
CRAIG RONCAGE	25511	XNNMC
CHRIS COOK	25511	XNNMC
CHRIS-COOK	25511	XNNMF
COOK	25511	XNNRF
CHRISTOPHER COOK	25511	XNNRJ
FOLEY	25511	XNNRM
COOK	25511	XNNRM
SEAN MCGRATH	25512	MMHNZ
DAVE RICCI	25512	MMHTZ
CHRIS COOK	25512	MMHXC
AMY FOLLEY	25512	MMHXM
AMY FOLEY	25512	MMHZC
FOLEY	25512	MMJFX
CRAIG RONCAGE	25512	MMJTF
AMY FOLEY	25512	MMJTF
CYNTHIA MARR	25512	MMJTM
CRAIG RONCAGE	25512	MMJTM
AMY FOLEY	25512	MMJTM
DAVE RICCI	25512	MMJTN
DAVID RICCI	25512	MMNMJ
CHRISTOPHER COOK	25512	MMNMJ
CREIG	25512	MMNMN
AMY FOLLEY	25512	MMNMR
CHRISTOPHER COOK	25512	XNCFH
AMY FOLEY	25512	XNCFH
FOLEY	25512	XNCFR
CHRIS COOK	25512	XNCFR

November 07, 2018 4:11 PM

Page 76 of 142

CAM_20181106_E
November 6, 2018
Personal Choice Detail by Political Subdivision
Camden County

Local BOE- Haddon Township
Vote for Three

Political Subdivision:	Write-in Name	Haddon Twp	Machine	Vote for Three	Voter Tag
	MANN		25512		XNCHC
	PATRICK MCNAMARA		25512		XNCHU
	DAVID RICCI		25512		XNCHU
	AMY-FOLEY		25512		XNCLU
	RICCI		25512		XNOMH
	D-RICCI		25512		XNOMT
	AMY FOLEY		25512		XNINH
	DAVID-RICCI		25512		XNOMM
	AMY-FOLEY		25512		XNOMM
	BONNIE RICHARS		25512		XNINN
	AMY FOLEY		25512		XNINZ
	DAVID RICCI		25512		XNCRG
	CYNTHIA MARR		25512		XNCRG
	AMY FOLEY		25512		XNCRG
	CYNTHIA MARR		25512		XNCRF
	DAVID RICCI		25512		XNCRF
	AMY FOLEY		25512		XNCRF
	CHRIS COOK		25512		XNCRJ
	DAVID RICCI		25512		XNCRJ
	CYNTHIA NELSON MARR		25512		XNCRJ
	CRAIG RONCACE		25512		XNCRJ
	RICCI		25512		XNCRJ
	CRAIG RONCACE		25512		XNCRJ
	CYNTHIA NELSON MARR		25512		XNCRJ
	ANN FOLEY		25512		XNCRJ
	FOLEY		25512		XNCRJ
	COOK		25512		XNCRJ
	MANN		25512		XNCRJ
	CHRIS COOK		25512		XNCRJ
	FOLEY		25512		XNCRZ
	AMY FOLEY		25512		XNCRZ
	CHRISCOOK		25512		XNCRZ
	AMY FOLEY		25512		XNCRZ
	CHRIS COOK		25512		XNCRZ
	AMY FOLEY		25512		XNCRZ
	COOK		25512		XNCRZ
	RICCI		25512		XNCRZ
	MANN		25512		XNCRZ
	COOKE		25512		XNCRZ

November 07, 2018 4:11 PM

Page 77 of 142

CAM_20181106_E
November 6, 2018
Personal Choice Detail by Political Subdivision
Camden County

Local BOE- Haddon Township
Vote for Three

Political Subdivision:	Write-in Name	Haddon Twp	Machine	Vote for Three	Voter Tag
	BONNIE RICHARS		25512		XNJUC
	RICCI		25512		XNJUF
	DAVID RICCI		25512		XNJUN
	CHRIS COOK		25512		XNJUM
	CHRIS COOK		25512		XNJMX
	AY DOUGHERTY		25512		XNJNC
	CRAIG RONCACE		25512		XNJNF
	AMY FOLEY		25512		XNJNF
	DAVID-RICCI		25512		XNJNM
	COLLEEN TISCHNER		25512		XNJNN
	MANN		25512		XNJNR
	COOK		25512		XNJNR
	CRAIG RONCACE		25512		XNJNT
	AMY FOLEY		25512		XNJRF
	RICCI		25512		XNJRR
	DAVE RICCI		25512		XNJRX
	DAVID RICCI		25512		XNJTC
	CHRIS COOK		25512		XNJTX
	JENNIFER-DUNN		25512		XNJXH
	AMY-FOLEY		25512		XNJXJ
	DAVID RICCI		25512		XNJXN
	AMY FOLEY		25512		XNJXR
	WILLIAM MANN		25512		XNJZM
	CHRIS-COOK		25512		XNJZM
	AMY FOLEY		25512		XNJZM
	AMY-FOLEY		25512		XNNCH
	CHRIS COOK		25512		XNNCN
	AMY-FOLEY		25512		XNNHF
	AMY-FOLEY		25512		XNNHM
	GRITTY		25512		XNNMF
	AMY FOLEY		25512		XNNMJ
	AMY FOLEY		25512		XNNMN
	CRAIG RONCACE		25512		XNNMT
	AMY FOLEY		25512		XNNMT
	MARR		25512		XNNRF
	MANN		25512		XNNRF
	JAMES FILER		25512		XNNRM
	AMY FOLEY		25512		XNNRR
	DAVID RICCI		25513		XNCFC

November 07, 2018 4:11 PM

Page 78 of 142

CAM_20181106_E
November 6, 2018
Personal Choice Detail by Political Subdivision
Camden County

Local BOE- Haddon Township
Vote for Three

Political Subdivision: Haddon Twp

Write-in Name	Machine	Voter Tag
CYNTHIA NELSON MARR	25513	XNCF
CRAIG RONCAGE	25513	XNCF
MARR	25513	XNCFJ
DAVID RICCI	25513	XNCF
WILLIAM MANN	25513	XNCF
CRAIG-RONCAGE	25513	XNCFZ
MANN	25513	XNCFZ
WILLIAM-MANN	25513	XNCFZ
CRAIG-RONCAGE	25513	XNCFZ
CYNTHIA NELSON MARR	25513	XNCFZ
CRAIG RONCAGE	25513	XNCFZ
CHRISTOPHER COOK	25513	XNCFZ
KODOS	25513	XNCFZ
WILLIAM MANN	25513	XNCFZ
DAVID RICCI	25513	XNCFZ
WILLIAM MANN	25513	XNCFZ
DAVID RICCI	25513	XNCFZ
RONCAGE	25513	XNCFZ
DAVE RICCI	25513	XNCFZ
COX	25513	XNCFZ
RICHIE	25513	XNCFZ
CHRIS COOK	25513	XNCFZ
CYNTHIA NELSON MARR	25514	XNCF
ONNIERCHARS	25514	XNCF
CRAIG RONCAGE	25514	XNCF
WILLIAM MANN	25514	XNCF
CHRISTOPHER COOK	25514	XNCF
BILL MANN	25514	XNCF
DAVE RICCI	25514	XNCF
DAVE RICCI	25514	XNCF
JACOB TIVER	25514	XNCF
ANDRE MACCRAY	25514	XNCF
DAVID RICCI	25514	XNCF
AMY-FOLEY	25514	XNCF
RICHARD MIRANDA	25514	XNCF
NO	25515	XNCF
DAVID RICCI	25515	XNCF
CRAIG RONCAGE	25515	XNCF

November 07, 2018 4:11 PM

Page 79 of 142

CAM_20181106_E
November 6, 2018
Personal Choice Detail by Political Subdivision
Camden County

Local BOE- Haddon Township
Vote for Three

Political Subdivision: Haddon Twp

Write-in Name	Machine	Voter Tag
WILLIAM MANN	25515	XNCRX
CHRIS COOK	25515	XNCRZ
CHRISTOPHER COOK	25515	XNHFT
BILL MANN	25515	XNJHM
JAMES BEZILA	25515	XNJMH
RICCI	25515	XNJMJ
RICCI	25515	XNJRM
DAVID RICCI	25515	XNJTT
DAVE-RICCI	25515	XNNCR
CRAIG-RONCAGE	25515	XNNCR
ALLISON RODMAN	25515	XNNHF
MANN	25515	XNRRM
CRAIG RONCAGE	25516	XNCRH
AMY FOLEY	25516	XNCCN
AMY FOLEY	25516	XNCCR
AMY FOLEY	25516	XNCCX
WILLIAM MANN	25516	XNCCZ
AMY FOLEY	25516	XNCCZ
AMY FOLEY	25516	XNCCF
KRISTINASHAUGHNESSY	25516	XNCF
FOLEY	25516	XNCHR
WILLIAM MANN	25516	XNCHJ
AMY FOLEY	25516	XNCHJ
WILLIAM MANN	25516	XNCHJ
DAVID RICCI	25516	XNCHJ
AMY FOLEY	25516	XNCHJ
AMY FOLEY	25516	XNCHJ
RICCI	25516	XNCHJ
CHRISTOPHER COOK	25516	XNCHJ
AMY FOLEY	25516	XNCHJ
AMY FOLEY	25516	XNCHJ
COOK	25516	XNCHJ
DAVID RICCI	25516	XNCHJ
CHRIS COOK	25516	XNCHJ
AMY FOLEY	25516	XNCHJ
DAVE RICCI	25516	XNCHJ
AMY FOLEY	25516	XNCHJ
MIKE RAUSCH	25516	XNCHJ
MARR	25516	XNCHJ
TIM HOWLEY	25516	XNCHJ

November 07, 2018 4:11 PM

Page 80 of 142

CAM_20181106_E
November 6, 2018
Personal Choice Detail by Political Subdivision
Camden County

Local BOE- Haddon Township
Vote for Three

Political Subdivision:	Write-in Name	Haddon Twp	Machine	Write-in Name	Haddon Twp	Machine	Voter Tag
	RICCI		25516	XNHFF		25517	XNCFH
	DAVE RICCI		25516	XNUCH		25517	XNCFM
	COOK		25516	XNJCJ		25517	XNCFZ
	DAVE RICCI		25516	XNJCJ		25517	XNCHC
	MIKE RAUSCH		25516	XNJCN		25517	XNCHM
	AMY FOLEY		25516	XNJCN		25517	XNCHR
	AMY FOLEY		25516	XNJCX		25517	XNCHT
	DAVID RICCI		25516	XNJFF		25517	XNCHZ
	AMY FOLEY		25516	XNJFR		25517	XNCJZ
	DAVE RICCI		25516	XNJHN		25517	XNCJM
	KENNETH-HILDEBRANDT		25516	XNJHZ		25517	XNCRF
	AMY FOLEY		25516	XNJMM		25517	XNCRJ
	AMY FOLEY		25516	XNJMN		25517	XNCRJ
	COOK		25516	XNJMZ		25517	XNCTM
	TIMOTHY D. ESPOSITO		25516	XNJRH		25517	XNCTT
	ALISON		25516	XNJRJ		25517	XNCZX
	RYAN LINHART		25516	XNJRM		25517	XNHRF
	CHRIS COOK		25516	XNJRM		25517	XNHFX
	CHRIS COOK		25516	XNJTF		25517	XNHFZ
	AMY FOLEY		25516	XNJTF		25517	XNHFH
	BILL MANN		25516	XNJTH		25517	XNHTR
	CHRIS COOK		25516	XNJTM		25517	XNJCC
	CHRIS COOK		25516	XNJTR		25517	XNJCN
	AMY FOLEY		25516	XNJTR		25517	XNJFJ
	DAVID RICCI		25516	XNJZK		25517	XNFMF
	MIKE-RAUSH		25516	XNNCJ		25517	XNFMF
	TIM D ESPOSITO		25516	XNHC		25517	XNHJH
	MICHAEL RAUSCH		25516	XNHHH		25517	XNJMF
	AMY FOLLEY		25516	XNHNH		25517	XNJRM
	AMY FOLEY		25516	XNHNH		25517	XNJRT
	CHRIS COOK		25516	XNMIT		25517	XNJTH
	AMY FOLEY		25516	XNNRC		25517	XNJTT
	AMY FOLEY		25516	XNNRM		25517	XNJTZ
	CHRIS COOK		25516	XNNRN		25517	XNNCC
	CHRIS COOK		25516	XNNRZ		25517	XNNCH
	MICHAEL RAUSCH		25516	XNRFZ		25517	XNNCH
	AMY FOLEY		25516	XNRFZ		25517	XNNCH
	DAVID RICCI		25516	XNRMF		25517	XNNCJ
	AMY		25516	XNRMX		25517	XNNHC
	AMY		25516	XNRRM		25517	XNNHC

CAM_20181106_E
November 6, 2018
Personal Choice Detail by Political Subdivision
Camden County

Local BOE- Haddon Township
Vote for Three

Political Subdivision:	Write-in Name	Haddon Twp	Machine	Write-in Name	Haddon Twp	Machine	Voter Tag
	DAVID RICCI		25517	DAVID RICCI		25517	XNCFH
	DAVID RICCI		25517	DAVID RICCI		25517	XNCFM
	RICCI		25517	RICCI		25517	XNCFZ
	DAVID RICCI		25517	DAVID RICCI		25517	XNCHC
	BILL MANN		25517	BILL MANN		25517	XNCHM
	DAVID RICCI		25517	DAVID RICCI		25517	XNCHR
	DAVID RICCI		25517	DAVID RICCI		25517	XNCHT
	DAVE RICCI		25517	DAVE RICCI		25517	XNCHZ
	STEPHEN J CAREY		25517	STEPHEN J CAREY		25517	XNCJZ
	MANN		25517	MANN		25517	XNCJM
	DAVID RICCI		25517	DAVID RICCI		25517	XNCRF
	WILLIAM MANN		25517	WILLIAM MANN		25517	XNCRJ
	CHRISTOPHER COOK		25517	CHRISTOPHER COOK		25517	XNCRJ
	DAVID RICCI		25517	DAVID RICCI		25517	XNCTM
	RICCI		25517	RICCI		25517	XNCTT
	AMY-FOLEY		25517	AMY-FOLEY		25517	XNCZX
	DAVID RICCI		25517	DAVID RICCI		25517	XNHRF
	RICCI		25517	RICCI		25517	XNHFX
	DAVID KROW		25517	DAVID KROW		25517	XNHFZ
	CRAIG RONCAGE		25517	CRAIG RONCAGE		25517	XNHFH
	RICCI		25517	RICCI		25517	XNHTR
	AMELIA FOLEY		25517	AMELIA FOLEY		25517	XNJCC
	CHRIS C		25517	CHRIS C		25517	XNJCN
	DAVE RITCHE		25517	DAVE RITCHE		25517	XNJFJ
	AMY FOLEY		25517	AMY FOLEY		25517	XNFMF
	DAVID RICCI		25517	DAVID RICCI		25517	XNFMF
	AMY FOLEY		25517	AMY FOLEY		25517	XNHJH
	DAVID RICCI		25517	DAVID RICCI		25517	XNJMF
	DAVID RICCI		25517	DAVID RICCI		25517	XNJRM
	CYNHIA NELSON MARR		25517	CYNHIA NELSON MARR		25517	XNJRT
	DAVID RICCI		25517	DAVID RICCI		25517	XNJTH
	RICCI		25517	RICCI		25517	XNJTT
	CRAIGRONCAGE		25517	CRAIGRONCAGE		25517	XNJTZ
	RICCI		25517	RICCI		25517	XNNCC
	DAVID RICCI		25517	DAVID RICCI		25517	XNNCH
	AMY FOLEY		25517	AMY FOLEY		25517	XNNCH
	DAVID RICCI		25517	DAVID RICCI		25517	XNNCJ
	DAVID RICCI		25517	DAVID RICCI		25517	XNNHC
	CHRIS COOK		25517	CHRIS COOK		25517	XNNHC

CAM_20181106_E
November 6, 2018
Personal Choice Detail by Political Subdivision
Camden County

Local BOE- Haddon Township
Vote for Three

Political Subdivision:	Write-in Name	Haddon Twp	Machine	Voter Tag
	AMY FOLEY		25517	XNNHC
	SAM ROSEN		25517	XNNHR
	DAVID RICCI		25517	XNNMM
	DAVID RICCI		25517	XNNRC
	DAVID RICCI		25517	XNNRF
	DAVERICCI		25517	XNNRJ
	KATHLEEN-LIPNSKI		25517	XNNRZ
	D		25517	XNRFZ
	DAVIDRICCI		25517	XNRFH
	DAVID RICCI		25517	XNRFM
	WILLIAM MANN		25518	XNRMZ
	DAVID RICCI		25518	XNCCX
	AMY FOLEY		25518	XNCCX
	JIM		25518	XNCHM
	WILLIAM MANN		25518	XNCHT
	ROBERT BARKHAMER JR		25518	XNCRN
	CHRIS COOK		25518	XNCRR
	WILLIAM-MANN		25518	XNCRT
	AMY-FOLEY		25518	XNCRT
	BILL MANN		25518	XNHTM
	WILLIAM MANN		25518	XNHTT
	AMY-FOLEY		25518	XNHTX
	SEAN MCGRATH		25518	XNJFC
	Q		25518	XNJFC
	BILL MANN		25518	XNJFF
	WILLIAM MANN		25518	XNJFF
	DAVID RICCI		25518	XNJFF
	AMY FOLEY		25518	XNJFJ
	LILLIAN SKABLA		25518	XNJFT
	LILLIAN SKABLA		25518	XNJFT
	WILLIAM MANN		25518	XNJMF
	LISA WAWAK		25518	XNJTJ
	CHRIS WAWAK		25518	XNJTJ
	CHRISTOPHER COOK		25518	XNJZJ
	DAVID RICCI		25518	XNCCX
	WILLIAM MANN		25518	XNNCJ
	DAVID RICCI		25518	XNNCN
	DAVID RICCI		25518	XNNHH
	RICCI		25518	XNNHJ

CAM_20181106_E
November 6, 2018
Personal Choice Detail by Political Subdivision
Camden County

Local BOE- Haddon Township
Vote for Three

Political Subdivision:	Write-in Name	Haddon Twp	Machine	Voter Tag
	ROBERT-HENSLER		25518	XNNHN
	CINDY MARR		25518	XNNHR
	CRAIG RONCAGE		25518	XNNMF
	AMY FOLEY		25518	XNNMF
	AMY FOLEY		25518	XNNMM
	DAVID RICCI		25518	XNRFZ
	WILLIAM-MANN		25518	XNRFH
	PAUL APICELLA		25518	XNRFZ
	CRAIG RONCAGE		25518	XNRFM
	AMY FOLEY		25518	XNRFM
	WILLIAM MELLET		25519	XNCFZ
	CHRISTOPHER HOFFNER		25519	XNCFZ
	JOHN MANN		25519	XNCFZ
	CRAIG RONCAGE		25519	XNCFZ
	WILLIAM-MANN		25519	XNCFZ
	DAVID RICCI		25519	XNCFZ
	AMY-FOLEY		25519	XNCFZ
	RICCI		25519	XNCFZ
	PAUL-DOHERTY		25519	XNCFZ
	CRAIG RONCAGE		25519	XNCFZ
	DAVID RICCI		25519	XNCFZ
	WILLIAM-MANN		25519	XNCFZ
	DAVID RICCI		25519	XNCFZ
	CYNTHIA-NELSON-MARR		25519	XNCFZ
	CRAIG-RONCAGE		25519	XNCFZ
	AMY-FOLEY		25519	XNCFZ
	DAVID RICCI		25519	XNCFZ
	BILL-MANN		25519	XNCFZ
	KRISTHUNTER		25519	XNCFZ
	RICCI		25519	XNCFZ
	CHRISTOPHER COOK		25519	XNCFZ
	AMY-FOLEY		25519	XNCFZ
	DAVID RICCI		25519	XNCFZ
	SCOTT SYKES		25519	XNCFZ
	RICCI		25519	XNCFZ
	RICCI		25519	XNCFZ
	WILLIAM		25519	XNCFZ
	DAVID RICCI		25519	XNCFZ
	MICHEL DONNELLY		25519	XNCFZ

CAM_20181106_E
November 6, 2018
Personal Choice Detail by Political Subdivision
Camden County

Local BOE- Haddon Township
Vote for Three

Political Subdivision:	Write-in Name	Machine	Vote for Three	Machine	Vote for Three	Write-in Name	Machine	Vote for Three	Machine	Vote for Three
Haddon Twp	CRAIG RONCACE	25519	XNRRX	25520	XNHTX	WILLIAM MANN	25520	XNHTX	25520	XNHTX
	AMY FOLEY	25519	XNRAX	25520	XNHTX	AMY FOLEY	25520	XNHTX	25520	XNHTX
	AMY FOLEY	25519	XNRMX	25520	XNHTZ	CYNATHIA NELSON MARR	25520	XNHTZ	25520	XNHTZ
	AMY FOLEY	25519	XNRAX	25520	XNHTZ	CRAIG RONCACE	25520	XNHTZ	25520	XNHTZ
	DAVID RICCI	25519	XNRRM	25520	XNUCH	AMY FOLEY	25520	XNUCH	25520	XNUCH
	THOMAS-MICHUGH	25520	MINMZ	25520	XNUN	BONNIE RICHARDS	25520	XNUN	25520	XNUN
	DAVID RICCI	25520	XNCCX	25520	XNUN	RICCI	25520	XNUN	25520	XNUN
	RICCI	25520	XNCCZ	25520	XNUN	AMY FOLEY	25520	XNUN	25520	XNUN
	BILLMANN	25520	XNCFM	25520	XNUN	AMY FOLEY	25520	XNUN	25520	XNUN
	DAVE RICCI	25520	XNCHU	25520	XNUN	MICHAEL HARTE	25520	XNUN	25520	XNUN
	AMY FOLEY	25520	XNCHJ	25520	XNUN	CARR	25520	XNUN	25520	XNUN
	CHRIS COOK	25520	XNCHT	25520	XNUN	CHRIS COOK	25520	XNUN	25520	XNUN
	AMY FOLEY	25520	XNCHX	25520	XNUN	RICCI	25520	XNUN	25520	XNUN
	RICCI	25520	XNCHT	25520	XNUN	AMY FOLEY	25520	XNUN	25520	XNUN
	J COOK	25520	XNCHT	25520	XNUN	WILLIAM MANN	25520	XNUN	25520	XNUN
	BETHANY WAGNER	25520	XNCHT	25520	XNUN	DAVID RICCI	25520	XNUN	25520	XNUN
	CHRIS COOK	25520	XNCHT	25520	XNUN	CINDY NELSON MAR	25520	XNUN	25520	XNUN
	NOAH	25520	XNCHT	25520	XNUN	COOK	25520	XNUN	25520	XNUN
	AMY FOLEY	25520	XNCHT	25520	XNUN	PAUL DOUGHERTY	25520	XNUN	25520	XNUN
	RON VARNUM	25520	XNCHT	25520	XNUN	BONNIE RICHARDS	25520	XNUN	25520	XNUN
	DAVID RICCI	25520	XNCHT	25520	XNUN	DAVID RICCI	25520	XNUN	25520	XNUN
	NOBODY	25520	XNCHT	25520	XNUN	DAVE RICCI	25520	XNUN	25520	XNUN
	CRAIG RONCACE	25520	XNCHT	25520	XNUN	WILLIAM MANN	25520	XNUN	25520	XNUN
	AMY FOLEY	25520	XNCHT	25520	XNUN	DAVE RICCI	25520	XNUN	25520	XNUN
	AMY FOLEY	25520	XNCHT	25520	XNUN	CHRIS COOK	25520	XNUN	25520	XNUN
	SEUMAS QUINN	25520	XNCHT	25520	XNUN	RICCI	25520	XNUN	25520	XNUN
	AMY FOLEY	25520	XNCHT	25520	XNUN	FOLEY	25520	XNUN	25520	XNUN
	AMY FOLEY	25520	XNCHT	25520	XNUN	SULLYWIN	25520	XNUN	25520	XNUN
	BILL MANN	25520	XNCHT	25520	XNUN	RONCACE	25520	XNUN	25520	XNUN
	COOK	25520	XNCHT	25520	XNUN	RICCI	25520	XNUN	25520	XNUN
	WILLIAM MANN	25520	XNCHT	25520	XNUN	AMY FOLEY	25520	XNUN	25520	XNUN
	MANN	25520	XNCHT	25520	XNUN	RICCIDAVIS	25520	XNUN	25520	XNUN
	COOK	25520	XNCHT	25520	XNUN	OO-DAVID-CC-RICCI	25520	XNUN	25520	XNUN
	CHRIS COOK	25520	XNCHT	25520	XNUN	NICCRO	25520	XNUN	25520	XNUN
	AMY FOLEY	25520	XNCHT	25520	XNUN	FOLEY	25520	XNUN	25520	XNUN
	DAVIS MIZLANSKY	25520	XNCHT	25520	XNUN	DANIEL F. DEVITT	25520	XNUN	25520	XNUN
	MANN	25520	XNCHT	25520	XNUN	DAMON WALLIS	25520	XNUN	25520	XNUN
	JOHN KENDALL	25520	XNCHT	25520	XNUN	AMY-FOLEY	25520	XNUN	25520	XNUN

CAM_20181106_E
November 6, 2018
Personal Choice Detail by Political Subdivision
Camden County

Local BOE- Haddon Township
Vote for Three

Political Subdivision:	Write-in Name	Machine	Vote for Three	Machine	Vote for Three	Write-in Name	Machine	Vote for Three	Machine	Vote for Three
Haddon Twp	WILLIAM MANN	25520	XNHTX	25520	XNHTX	WILLIAM MANN	25520	XNHTX	25520	XNHTX
	AMY FOLEY	25520	XNHTX	25520	XNHTX	AMY FOLEY	25520	XNHTX	25520	XNHTX
	CYNATHIA NELSON MARR	25520	XNHTZ	25520	XNHTZ	CYNATHIA NELSON MARR	25520	XNHTZ	25520	XNHTZ
	CRAIG RONCACE	25520	XNHTZ	25520	XNHTZ	CRAIG RONCACE	25520	XNHTZ	25520	XNHTZ
	AMY FOLEY	25520	XNHTZ	25520	XNHTZ	AMY FOLEY	25520	XNHTZ	25520	XNHTZ
	BONNIE RICHARDS	25520	XNUCH	25520	XNUCH	BONNIE RICHARDS	25520	XNUCH	25520	XNUCH
	RICCI	25520	XNUN	25520	XNUN	RICCI	25520	XNUN	25520	XNUN
	AMY FOLEY	25520	XNUN	25520	XNUN	AMY FOLEY	25520	XNUN	25520	XNUN
	AMY FOLEY	25520	XNUN	25520	XNUN	MICHAEL HARTE	25520	XNUN	25520	XNUN
	MICHAEL HARTE	25520	XNUN	25520	XNUN	CARR	25520	XNUN	25520	XNUN
	CARR	25520	XNUN	25520	XNUN	CHRIS COOK	25520	XNUN	25520	XNUN
	CHRIS COOK	25520	XNUN	25520	XNUN	RICCI	25520	XNUN	25520	XNUN
	RICCI	25520	XNUN	25520	XNUN	AMY FOLEY	25520	XNUN	25520	XNUN
	AMY FOLEY	25520	XNUN	25520	XNUN	WILLIAM MANN	25520	XNUN	25520	XNUN
	WILLIAM MANN	25520	XNUN	25520	XNUN	DAVID RICCI	25520	XNUN	25520	XNUN
	DAVID RICCI	25520	XNUN	25520	XNUN	CINDY NELSON MAR	25520	XNUN	25520	XNUN
	CINDY NELSON MAR	25520	XNUN	25520	XNUN	COOK	25520	XNUN	25520	XNUN
	COOK	25520	XNUN	25520	XNUN	PAUL DOUGHERTY	25520	XNUN	25520	XNUN
	PAUL DOUGHERTY	25520	XNUN	25520	XNUN	BONNIE RICHARDS	25520	XNUN	25520	XNUN
	BONNIE RICHARDS	25520	XNUN	25520	XNUN	DAVID RICCI	25520	XNUN	25520	XNUN
	DAVID RICCI	25520	XNUN	25520	XNUN	DAVE RICCI	25520	XNUN	25520	XNUN
	DAVE RICCI	25520	XNUN	25520	XNUN	WILLIAM MANN	25520	XNUN	25520	XNUN
	WILLIAM MANN	25520	XNUN	25520	XNUN	DAVE RICCI	25520	XNUN	25520	XNUN
	DAVE RICCI	25520	XNUN	25520	XNUN	CHRIS COOK	25520	XNUN	25520	XNUN
	CHRIS COOK	25520	XNUN	25520	XNUN	RICCI	25520	XNUN	25520	XNUN
	RICCI	25520	XNUN	25520	XNUN	FOLEY	25520	XNUN	25520	XNUN
	FOLEY	25520	XNUN	25520	XNUN	SULLYWIN	25520	XNUN	25520	XNUN
	SULLYWIN	25520	XNUN	25520	XNUN	RONCACE	25520	XNUN	25520	XNUN
	RONCACE	25520	XNUN	25520	XNUN	RICCI	25520	XNUN	25520	XNUN
	RICCI	25520	XNUN	25520	XNUN	AMY FOLEY	25520	XNUN	25520	XNUN
	AMY FOLEY	25520	XNUN	25520	XNUN	RICCIDAVIS	25520	XNUN	25520	XNUN
	RICCIDAVIS	25520	XNUN	25520	XNUN	OO-DAVID-CC-RICCI	25520	XNUN	25520	XNUN
	OO-DAVID-CC-RICCI	25520	XNUN	25520	XNUN	NICCRO	25520	XNUN	25520	XNUN
	NICCRO	25520	XNUN	25520	XNUN	FOLEY	25520	XNUN	25520	XNUN
	FOLEY	25520	XNUN	25520	XNUN	DANIEL F. DEVITT	25520	XNUN	25520	XNUN
	DANIEL F. DEVITT	25520	XNUN	25520	XNUN	DAMON WALLIS	25520	XNUN	25520	XNUN
	DAMON WALLIS	25520	XNUN	25520	XNUN	AMY-FOLEY	25520	XNUN	25520	XNUN
	AMY-FOLEY	25520	XNUN	25520	XNUN					

CAM_20181106_E
November 6, 2018
Personal Choice Detail by Political Subdivision
Camden County

Local BOE- Haddon Township
Vote for Three

Political Subdivision:	Write-in Name	Haddon Twp	Machine	Voter Tag
	DAVID RICCI		25520	XNNMZ
	FOLEY		25520	XNNRN
	FOLEY		25520	XNNRR
	BILL MANN		25520	XNNRX
	TOM MCHUGH		25520	XNRMF
	FOLEY		25520	XNRMT
	AMELIA		25520	XNRMT
	IMANN		25520	XNRAX
	CRAIG RONCAGE		25521	MMCMZ
	AMY FOLEY		25521	MMCMZ
	RICCI		25521	MMCRG
	CRAIG RONCAGE		25521	MMCRF
	DAVID-RICCI		25521	MMCRF
	RICCI		25521	MMCRT
	DAVE RICCI		25521	MMHFJ
	CRAIG RONCAGE		25521	MMHFJ
	AMY FOLEY		25521	MMHFN
	DAVIDRICCI		25521	MMHFN
	AMY FOLEY		25521	MMHFR
	DAVE RITCHE		25521	MMHNZ
	DAVID RICCI		25521	MMHTC
	CRAIGRONCAGE		25521	MMHTN
	DAVID RICCI		25521	MMHTT
	DAVE RICCI		25521	MMHXN
	AMY FOLEY		25521	MMHXN
	DAVID RICCI		25521	MMHXT
	DAVID RICCI		25521	MMHZH
	SCHALL		25521	MMHZN
	CHRIS COOK		25521	MMHZR
	DAVIDRICCI		25521	MMHZZ
	DAVID RICCI		25521	MMHZX
	DAVID RICCI		25521	MMHZZ
	DAVERICCI		25521	MMJFN
	DAVID RICCI		25521	MMJFN
	AMY FOLEY		25521	MMJFN
	RICCI		25521	MMJFT
	CRAIG RONCAGE		25521	MMJFZ
	OAVE RICCI		25521	MMJTM
	DAVE RICHE		25521	MMJTT

CAM_20181106_E
November 6, 2018
Personal Choice Detail by Political Subdivision
Camden County

Local BOE- Haddon Township
Vote for Three

Political Subdivision:	Write-in Name	Haddon Twp	Machine	Voter Tag
	CRAIG RONCAGE		25521	MMJTT
	DAVID-RICCI		25521	MMJXH
	DAVIDRICCI		25521	MMJXR
	DAVID-RICCI		25521	MMJZT
	RICCI		25521	MMNMH
	RICCI		25521	MMNMR
	BILL MANN		25521	MMNMZ
	REBECA SILVA DEFOOTE		25521	MMNRM
	LAUREN NOCITO		25521	MMNRM
	CARRIE SANTIAGO		25521	MMNRM
	DAVID RICCI		25521	XNCCC
	CHRIS COOK		25521	XNCCX
	DAVID RICCI		25521	XNCFH
	CHRISTOPHER COOK		25521	XNCFH
	DAVID RICCI		25521	XNCFH
	RICCI		25521	XNCFJ
	RICCI		25521	XNCFX
	DAVIDRICCI		25521	XNCHM
	DAVID RICCI		25521	XNCJM
	CRAIG RONCAGE		25521	XNCJX
	DAVE RICCI		25521	XNCJZ
	THOMAS-BARBIERI		25521	XNCMC
	RICHARDROTZ		25521	XNCMC
	DAVID-RICCI		25521	XNCMC
	CRAIGRONCAGE		25521	XNCMM
	BILLMANN		25521	XNCMM
	DAVID-RICCI		25521	XNCMN
	RICCI		25521	XNCMX
	DAVE-RICCI		25521	XNCNR
	DAVE RICCI		25521	XNCRH
	DAVID RICCI		25521	XNCRJ
	DAVE RICCI		25521	XNCTC
	DAVID-RICCI		25521	XNCTF
	DAVID RICCI		25521	XNCTM
	DAVE RICCI		25521	XNCTR
	BILL MANN		25521	XNCTR
	NOT A SYCOPHANT		25521	XNCTX
	MORE RIGOR		25521	XNCTX
	FEES FOR SPORTS		25521	XNCTX

CAM_20181106_E
November 6, 2018
Personal Choice Detail by Political Subdivision
Camden County

Local BOE- Haddon Township
Vote for Three

Political Subdivision: Haddon Twp

Write-in Name	Machine	Voter Tag
DAVID RICCI	25521	XNCXC
DAVID RICCI	25521	XNCZN
DAVID RICCI	25521	XNHFM
DAVID RICCI	25521	XNHFN
RICCI	25521	XNHFC
DAVIDRICCI	25521	XNHFC
DAVID RICCI	25521	XNHFC
DAVID RICCI	25521	XNHFC
BILL MANN	25521	XNJCF
AMY FOLEY	25521	XNJFM
IMANN	25521	XNJHF
WILLIAM MANN	25521	XNJHR
CYNTHIA NELSON MARR	25521	XNJHZ
DAVID RICCI	25521	XNJHZ
DAVE RICCI	25521	XNJJC
BEALES	25521	XNJJU
IMANN	25521	XNJJN
DAVE RICCI	25521	XNJMF
WILLIAMMANN	25521	XNJMJ
CYNTHIAMARR	25521	XNJMZ
AMYFOLEY	25521	XNJMZ
CRAIGRONCACE	25521	XNJNC
AMY-FOLEY	25521	XNJNH
DAVE RICCI	25521	XNJNJ
DAVID RICCI	25521	XNJNM
DAVE-RICCI	25521	XNJNT
DAVID RICCI	25521	XNJNX
RICCI	25521	XNJRC
RICCI	25521	XNJRF
DAVIDRICCI	25521	XNJRX
DAVID RICCI	25521	XNJRZ
DAVIDRICCI	25521	XNJTN
CHRIS-COOK	25521	XNJXF
RICCI	25521	XNJXH
CHRIS COOK	25521	XNJXR
DAVE RICCI	25521	XNJZF
DAVID RICCI	25521	XNJZJ
DAVID RICCI	25521	XNJZN
VIDRCI	25521	XNJZR
RICCI	25521	XNJZZ

November 07, 2018 4:11 PM

Page 89 of 142

CAM_20181106_E
November 6, 2018
Personal Choice Detail by Political Subdivision
Camden County

Local BOE- Haddon Township
Vote for Three

Political Subdivision: Haddon Twp

Write-in Name	Machine	Voter Tag
G MAAR	25521	XNNCC
DAVID RICCI	25521	XNNCH
DAVID RICCI	25521	XNNMN
DAVIDRICCI	25521	XNNMZ
JAMIES DEFRATES	25521	XNNRJ
DAVID RICCI	25521	XNNRR
BILL MANN	25521	XNNRT
DAVID RICCI	25521	XNNRX
ANNGALLAGHER	25521	XNNRZ
SUSAN FRY	25521	XNRFY
DAVID RICCI	25521	XNRFM
DAVID RICCI	25521	XNRFM
AMY FOLEY	25521	XNRFM
DAVID RICCI	25521	XNRFM
RICCI	25522	XNCCX
MR.MANN	25522	XNCCZ
FRANK REYNOLDS	25522	XNCFH
CYNTHIA NELSON MARR	25522	XNCHZ
GRITTY	25522	XNCJC
AMY FOLEY	25522	XNCMX
WILLIAM MAN	25522	XNCRT
CYNTHIA MARR	25522	XNCRX
CRAIG RONCACE	25522	XNCRX
CRAIG RONCACE	25522	XNCFH
RICCI	25522	XNHTC
MARR	25522	XNHTC
FOLEY	25522	XNHTC
MARR	25522	XNJFT
DAVIDRICCI	25522	XNJFY
TRACY HOMM	25522	XNJHC
DEZI	25522	XNJMF
DAVID RICCI	25522	XNJMN
WILLIAM MANN	25522	XNJRU
CRAIG RONCACE	25522	XNJRN
DAVID RICCI	25522	XNJTN
RONCACE	25522	XNJZF
WILLIAM MANN	25522	XNNCM
RICCI	25522	XNNMH
MANN	25522	XNNMX

November 07, 2018 4:11 PM

Page 90 of 142

CAM_20181106_E
November 6, 2018
Personal Choice Detail by Political Subdivision
Camden County

Local BOE-Haddonfield Boro
Vote for Three

Political Subdivision: Write-in Name	Haddonfield	Machine	Voter Tag
MICHAEL KENNEY		25533	XNNMM
GREGG MILLS		25534	XNCFJ
SANGILLO		25692	XNCCR
KUTNER		25692	XNCCR

Local BOE-Haddon Heights Boro
Vote for Three

Political Subdivision: Write-in Name	Haddon Heights	Machine	Voter Tag
STEVE MURPHY		25210	XNCJM
STEVE MURPHY		25210	XNCZT
STEVE MURPHY		25212	MIHNZ
STEVE MURPHY		25213	XNJZZ
PAT PAULSON		25214	XNMTT
JERRY GARCIA		25214	XNMTT
BOB WIER		25214	XNMTT
STEVE REYNOLDS		25216	XNCJJ
GLEN HANSON		25216	XNCRM
MELISSA CIAVARELLA		25216	XNCRT
STEVE MURPHY		25216	XNHFF
MILLER		25216	XNRRJ
PANZER		25535	XNCFI
DAISY MAE		25535	XNCFI
ANYBODY BUT KIM		25535	XNCFI
STEVE MURPHY		25535	XNCFZ
MURPHY		25535	XNHFF
ROBIN GOTILLA		25535	XNJZT
JOSEPH KAPENSTEIN		25536	XNCCR
MURPHY		25536	XNCTC
STEVE MURPHY		25537	XNOCR
STEVE MURPHY		25537	XNJNT
STEVE MURPHY		25538	XNCMM
STEVE MURPHY		25538	XNJZT
THERESA PIETISCH		25538	XNRRR
TOM BETZ		25540	XNJTX
ROBERT KELLEY		25541	XNCJZ
STEVE MURPHY		25541	XNCRM
STEVE MURPHY		25541	XNHFF

CAM_20181106_E
November 6, 2018
Personal Choice Detail by Political Subdivision
Camden County

Local BOE-Haddon Heights Boro
Vote for Three

Political Subdivision: Write-in Name	Haddon Heights	Machine	Voter Tag
JAMES FISCHER		25541	XNJUZ

Hi-Nella Council
Vote for One

Political Subdivision: Write-in Name	Hi-Nella	Machine	Voter Tag
JANET WILLIAMS		25542	XNJZN

Local BOE-Hi-Nella Boro UNEX 1Yr
Vote for One

Political Subdivision: Write-in Name	Hi-Nella	Machine	Voter Tag
KEVIN BYRNE		25217	XNGHF
NEL DIAMOND		25542	XNCMC
JANET WILLIAMS		25542	XNJZN

Local BOE-Hi-Nella Boro UNEX 2YR
Vote for Two

Political Subdivision: Write-in Name	Hi-Nella	Machine	Voter Tag
KEVIN BYRNE		25217	XNGHF
KEVIN McLAUGHLIN		25542	XNCMC
CLIFF GOLDBERG		25542	XNCMC
JANET F WILLIAMS		25542	XNJZN

Local BOE-Hi-Nella Boro
Vote for One

Political Subdivision: Write-in Name	Hi-Nella	Machine	Voter Tag
KEVIN BYRNE		25217	XNGHF
MELISSA ILGELSKI		25542	XNCMC
JANET F WILLIAMS		25542	XNJZN

CAM_20181106_E
November 6, 2018
Personal Choice Detail by Political Subdivision
Camden County

Lindenwold Council
Vote for Two

Political Subdivision:	Write-in Name	Machine	Vote for Two	Machine	Vote for Two
Lindenwold	DONALD VERHOORN	25224	XNJZT		
	DONALD VERHOORN	25224	XNJZT		
	ANDREW SMITH	25226	XNCRH		
	TERRIANN GLADDEN	25226	XNUCH		
	TERRIANN GLADDEN	25226	XNUCH		
	VERMIN SUPREME	25229	XNCRH		
	VERMIN SUPREME	25229	XNCRH		
	DALE HENHAFFER	25229	XNCRH		
	DALE HENHAFFER	25229	XNCRH		
	HARAMBE	25230	XNCCM		
	HARAMBE	25230	XNCCM		
	TIM ALLEN	25230	XNCCM		
	TIM ALLEN	25230	XNCCM		
	AL BUNDY	25230	XNCCM		
	AL BUNDY	25230	XNCCM		
	ROB STONE	25547	XNJCI		
	ROB STONE	25547	XNJCI		
	TIMOTHY-ACKLEY	25547	XNJCI		
	TIMOTHY-ACKLEY	25547	XNJCI		
	BECKY-ACKLEY	25547	XNJCI		
	BECKY-ACKLEY	25547	XNJCI		
	BENJAMIN PERLOFF	25547	XNJCI		
	BENJAMIN PERLOFF	25547	XNJCI		
	RICHARD FRANCKLE	25547	XNCCM		
	RICHARD FRANCKLE	25547	XNCCM		
	JAMES KIRCHNER	25547	XNCCM		
	JAMES KIRCHNER	25547	XNCCM		
	DON VERHOORN	25549	XNHHX		
	DON VERHOORN	25549	XNHHX		
	KEN LYDIC	25549	XNCCM		
	KEN LYDIC	25549	XNCCM		
	COOKIE MONSTER	25550	MMNRR		
	COOKIE MONSTER	25550	MMNRR		
	BIG BIRD	25550	MMNRR		
	BIG BIRD	25550	MMNRR		
	KEVIN ROBBINS	25550	XNJZM		
	KEVIN ROBBINS	25550	XNJZM		
	BENJAMIN PERLOFF	25550	XNJZM		
	BENJAMIN PERLOFF	25550	XNJZM		
	SUSAN MAY	25555	XNJTN		
	SUSAN MAY	25555	XNJTN		
	JEFF GUY	25555	XNJTN		
	JEFF GUY	25555	XNJTN		

Local BOE-Lindenwold Boro UNEX
Vote For One

Political Subdivision:	Write-in Name	Machine	Vote for One	Machine	Vote for One
Lindenwold	AVIDAN ACKERSON	25222	XNHHX		
	AVIDAN ACKERSON	25222	XNHHX		
	KEN JONES	25224	XNCCM		
	KEN JONES	25224	XNCCM		
	DONALD VERHOORN	25224	XNJZT		
	DONALD VERHOORN	25224	XNJZT		
	MOORE	25227	XNCCM		
	MOORE	25227	XNCCM		
	SHAWN-HENGST	25227	XNHHR		
	SHAWN-HENGST	25227	XNHHR		
	RICHARD ROACH	25228	XNCRJ		
	RICHARD ROACH	25228	XNCRJ		
	JESSICA JOHNSON	25228	XNRRR		
	JESSICA JOHNSON	25228	XNRRR		
	ARLETHEA-SMITH	25230	XNCHR		
	ARLETHEA-SMITH	25230	XNCHR		

November 07, 2018 4:11 PM

Page 99 of 142

CAM_20181106_E
November 6, 2018
Personal Choice Detail by Political Subdivision
Camden County

Local BOE-Lindenwold Boro UNEX
Vote For One

Political Subdivision:	Write-in Name	Machine	Vote for One	Machine	Vote for One
Lindenwold	ALETHIA-SMITH	25230	XNFRH		
	ALETHIA-SMITH	25230	XNFRH		
	ALVARO BONILLA	25548	XNJZM		
	ALVARO BONILLA	25548	XNJZM		
	DON VERHOORN	25549	XNHHX		
	DON VERHOORN	25549	XNHHX		
	MCLAUREN	25550	MMHTH		
	MCLAUREN	25550	MMHTH		
	RAMONA SCHLAEGEL	25550	XNJFR		
	RAMONA SCHLAEGEL	25550	XNJFR		
	BENJAMIN PERLOFF	25550	XNJZM		
	BENJAMIN PERLOFF	25550	XNJZM		
	NICK TAMPANELLI	25554	XNJMT		
	NICK TAMPANELLI	25554	XNJMT		
	ROBIN WOLICK	25555	XNHRH		
	ROBIN WOLICK	25555	XNHRH		
	TAAUB HENDERSON	25555	XNMMH		
	TAAUB HENDERSON	25555	XNMMH		
	KLYAMC-LAAREN	25761	XNHTN		
	KLYAMC-LAAREN	25761	XNHTN		

Local BOE-Lindenwold Boro
Vote for Three

Political Subdivision:	Write-in Name	Machine	Vote for Three	Machine	Vote for Three
Lindenwold	BRENDA ROACH	25224	XNHTJ		
	BRENDA ROACH	25224	XNHTJ		
	ASHLEEHENDERSON	25230	XNHFH		
	ASHLEEHENDERSON	25230	XNHFH		
	GILBERT GEARY	25550	MMHXX		
	GILBERT GEARY	25550	MMHXX		
	WILLIAM F FIEGER	25550	XNCRN		
	WILLIAM F FIEGER	25550	XNCRN		
	DONNY T	25550	XNHRH		
	DONNY T	25550	XNHRH		
	GEORGE W	25550	XNHRH		
	GEORGE W	25550	XNHRH		
	RAMONA SCHLAEGEL	25550	XNJFR		
	RAMONA SCHLAEGEL	25550	XNJFR		
	MATTHEW SCHLAEGEL	25550	XNJFR		
	MATTHEW SCHLAEGEL	25550	XNJFR		

Magnolia Council
Vote for Two

Political Subdivision:	Write-in Name	Machine	Vote for Two	Machine	Vote for Two
Magnolia	WILLIAM ANDERSON	25231	XNCRM		
	WILLIAM ANDERSON	25231	XNCRM		
	TRUMP	25231	XNHRZ		
	TRUMP	25231	XNHRZ		
	KURTIS ANDERSON	25231	XNRRZ		
	KURTIS ANDERSON	25231	XNRRZ		
	DAN CORRIGAN	25232	XNHRZ		
	DAN CORRIGAN	25232	XNHRZ		
	DAN CORRIGAN	25232	XNHRZ		
	DONNIE	25233	XNCCM		
	DONNIE	25233	XNCCM		
	DONNIE	25233	XNCCM		
	DONNIE	25233	XNCCM		
	DUKE	25233	XNMMF		
	DUKE	25233	XNMMF		
	DUKE	25233	XNMMF		

November 07, 2018 4:11 PM

Page 100 of 142

CAM_20181106_E
November 6, 2018
Personal Choice Detail by Political Subdivision
Camden County

Magnolia Council
Vote for Two

Political Subdivision: Write-in Name	Magnolia	Machine	Vote for Two	Machine	Vote for Two
LANCE EVANS		25234	XNHR		
LANCE EVANS		25234	XNHR		
MICKEY MOUSE		25234	XNJFZ		
KIM WHALEN		25234	XNJAU		
ERIN SCHNIED		25234	XNJMU		
GERALD-BELUM		25234	XNNMN		
TRUMP		25556	XNRF X		
DAN CORRIGAN		25557	XNRF X		
BRUCE EDMONDS		25559	XNCFJ		
MARK RUFFALO		25559	XNCHR		

Sterling Regional BOE-Magnolia Boro
Vote For One

Political Subdivision: Write-in Name	Magnolia	Machine	Vote For One	Machine	Vote For One
LANCE EVANS		25234	XNHR		
CHRISTINA SANTANA		25558	XNJUJ		

Local BOE-Magnolia Boro UNEX
Vote for One

Political Subdivision: Write-in Name	Magnolia	Machine	Vote for One	Machine	Vote for One
LANCE EVANS		25234	XNHR		
CHRISTINA SANTANA		25558	XNJUJ		
MARK RITZ		25559	XNFTN		

Local BOE-Magnolia Boro
Vote for Two

Political Subdivision: Write-in Name	Magnolia	Machine	Vote for Two	Machine	Vote for Two
NOT HER		25231	XNCHR		
LANCE EVANS		25234	XNHR		
LANCE EVANS		25234	XNHR		
MARCRITZ		25556	XNOCJ		
CHRISTINA SANTANA		25558	XNCJH		

CAM_20181106_E
November 6, 2018
Personal Choice Detail by Political Subdivision
Camden County

Local BOE-Magnolia Boro
Vote for Two

Political Subdivision: Write-in Name	Magnolia	Machine	Vote for Two	Machine	Vote for Two
CHRISTINA SANTANA		25558	XNJUJ		
RUBEN SANTANA		25558	XNJUJ		

Merchantville Mayor
Vote for One

Political Subdivision: Write-in Name	Merchantville	Machine	Vote for One	Machine	Vote for One
JUSTIN BERGER		25235	XNCJT		
ANYONE ELSE		25235	XNCJX		
ERNEST NIKOLAUS		25235	XNCTZ		
MATTHEW GASKILL		25235	XNHFJ		
MATTHEW MULHERN		25235	XNHFT		
MICKEY-MOUSE		25235	XNJRZ		
DONALD J. TRUMP		25235	XNUXF		
ANYBODY ELSE		25235	XNNHF		
CHARLES GORMAN		25236	XNUMF		
ANYONE ELSE		25237	XNCCX		
MOE LESTER		25237	XNIRC		
HARRY DAVIS		25237	XNNHM		
BART WELSH		25560	XNCFJ		
ANYBODY ELSE		25560	XNHTR		
MARK PRUITT		25560	XNUZH		
PERAGRIN TOOK		25560	XNNRJ		
IAN SONTAG		25561	XNCRX		
ANYONE ELSE		25562	XNJFR		
CHARLES NORTH VI		25562	XNURM		
WHY-UNOPPOSED		25562	XNJUJ		
NOT BRENNAN		25562	XNUTT		
STEVEN-HARRIS		25562	XNUZX		
YOSEMITE SAM		25562	XNNRH		
AUL FISCHER		25562	XNNRR		

Merchantville Member of Council UNEX
Vote for One

Political Subdivision: Write-in Name	Merchantville	Machine	Vote for One	Machine	Vote for One
LESUE LEAF		25235	XNHFJ		

Merchantville
Vote for One

Political Subdivision: Write-in Name	Merchantville	Machine	Vote for One	Machine	Vote for One
LESUE LEAF		25235	XNHFJ		

Merchantville
Vote for One

Political Subdivision: Write-in Name	Merchantville	Machine	Vote for One	Machine	Vote for One
LESUE LEAF		25235	XNHFJ		

CAM_20181106_E
November 6, 2018
Personal Choice Detail by Political Subdivision
Camden County

Merchantville Member of Council UNEX
Vote for One

Political Subdivision: Write-in Name	Merchantville	Machine	Voter Tag
MATTHEW MULHERN		25235	XNHFT
STEPHEN GADSON		25235	XNUCT
JOHN V. MAHALCHIK		25235	XNUXF
DANIELLUPTA		25235	XNUXH
DEAD WOOD		25237	XNJRC
DUKE DAVIS		25237	XNNHM
MITHRADIR		25560	XNNRJ
JACK DIESEL		25562	XNJRM
KEVIN WALSH		25562	XNUTJ
BUGS BUNNY		25562	XNNRH

Merchantville Council
Vote for Two

Political Subdivision: Write-in Name	Merchantville	Machine	Voter Tag
WILLIAM MARSHALL		25235	XNHFJ
ANDY GRANT		25235	XNHFJ
MATTHEW MULHERN		25235	XNHFT
MATTHEW MULHERN		25235	XNHFT
JOHN GRASSO		25235	XNJNU
ERIC BENJAMIN		25235	XNJNJ
JOSEPH-MELCHIORRE		25235	XNUXH
JESSICA-MELCHIRRE		25235	XNUXH
JOHN GRASSO		25236	XNNMM
JOHN GRASSO		25237	XNCCC
JOHN GRASSO		25237	XNHFN
WORTHLESS IDIOT		25237	XNJRC
BOZO		25237	XNJRC
HARRY DAVIS		25237	XNNHM
DUKE DAVIS		25237	XNNHM
JOHN-GRASSO		25560	XNJNM
MARK PRUITT		25560	XNUZH
JAMES MOORE		25560	XNUZH
FARAMIR		25560	XNNRJ
AFAGORN		25560	XNNRJ
NO ONE		25561	XNNMX
ROBERT NONDEMOCRAT		25562	XNJRM
JESSICA REPUBLIC		25562	XNJRM

CAM_20181106_E
November 6, 2018
Personal Choice Detail by Political Subdivision
Camden County

Merchantville Council
Vote for Two

Political Subdivision: Write-in Name	Merchantville	Machine	Voter Tag
FOGHORN LEGHORN		25562	XNNRH

Local BOE- Merchantville Boro
Vote for Three

Political Subdivision: Write-in Name	Merchantville	Machine	Voter Tag
DANIEL LICATA		25235	MMHNT
CAROLINE FELICIANO WATER		25235	MMHTJ
CAROLINE WATERS		25235	MMJFT
CAROLINE WATERS		25235	MMJFZ
LICATA		25235	MMJTR
CAROLINE WATERS		25235	MMNMJ
DAN LICATA		25235	XNCCJ
DANIEL LICATA		25235	XNCCX
CAROLINE WATERS		25235	XNCFM
DANIEL LICATA		25235	XNCFJ
DANIEL LICATA		25235	XNCLX
MARC-IANUCCI		25235	XNCLX
DANIEL LICATA		25235	XNCFJ
CAROLINE WATERS		25235	XNCFM
AMI MEACHUM		25235	XNCFM
LICATA		25235	XNCFM
DANIEL LICATA		25235	XNCFM
DANIEL LICATA		25235	XNCFM
DANIEL LICATA		25235	XNCFM
DANIEL LICATA		25235	XNCFM
DANIEL LICATA		25235	XNCFM
AMI MEACHUM		25235	XNCFM
SHARON HUNTER NIKOLAUS		25235	XNCFM
ERNEST NIKOLAUS		25235	XNCFM
DANIEL LICATA		25235	XNCFM
CAROLINE WATERS		25235	XNCFM
ROY		25235	XNCFM
DANIEL LICATA		25235	XNCFM
DANIEL LICATA		25235	XNCFM
DANIEL LICATA		25235	XNCFM
DAN LOCADO		25235	XNCFM
CAROLINE WATERS		25235	XNCFM

CAM_20181106_E
November 6, 2018
Personal Choice Detail by Political Subdivision
Camden County

Local BOE- Merchantville Boro
Vote for Three

Political Subdivision: Write-in Name	Merchantville	Machine	Voter Tag
DAN LICATA		25235	XNJMZ
DANIEL LAGETI		25235	XNJNF
DAN LICATA		25235	XNJNJ
DANIEL LICATA		25235	XNJRJ
PEE WEE HERMAN		25235	XNJTH
JANICE ENGELKE		25235	XNUTH
IGSY POP		25235	XNJTH
DAN LICATA		25235	XNUTR
DANIEL LACATA		25235	XNJXR
CAROLINE FELICIANO WATERS		25235	XNJZC
DANIEL LICATA		25235	XNJZN
DAN LICATA		25235	XNJZX
CAROLINE WATERS		25235	XNNHM
DANIEL LICATA		25235	XNNMF
RACHEL SAMIS		25235	XNNMM
KARI SHOTWELL		25235	XNNMN
SUZANNE DAY		25235	XNNRM
CAROLINE WATERS		25235	XNNRR
DANIEL LICATA		25235	XNRF C
DANIEL LICATA		25235	XNRFN
DAN LICATA		25235	XNRM T
DANIEL LICATO		25236	XNCF T
DANIEL LICATA		25236	XNCHX
SUZANNE DAY		25236	XNCJC
JAMES DUGGAN		25236	XNCJH
DANIEL LICATA		25236	XNCMC
ANTISHA MEISNER		25236	XNCRH
SUZANNE DAY		25236	XNHFF
DANIEL LICATA DANIEL LACAT		25236	XNHFT
CAROLINE COLLINS		25236	XNHFZ
DANIEL LICATA		25236	XNJFF
HONIFELD		25236	XNJFN
DANIEL LICATA		25236	XNJTF
DANIEL LICATA		25236	XNJTT
DANIEL LICATA		25236	XNNRM
ANTISHA MEISNER		25236	XNNRM
CAROLINE FELICIANO WATERS		25236	XNNRT

CAM_20181106_E
November 6, 2018
Personal Choice Detail by Political Subdivision
Camden County

Local BOE- Merchantville Boro
Vote for Three

Political Subdivision: Write-in Name	Merchantville	Machine	Voter Tag
SUZANNE DAY		25236	XNNRT
JOHN GRASSO		25236	XNRFN
CAROLINE FELICIANO WATER		25236	XNRMX
CAROLINE FELICIANO WATER		25236	XNRRM
MARK IANNUCCI		25237	XNCCX
DANIEL LICATA		25237	XNGCZ
MARK IANNUCCI		25237	XNCJM
LICATA		25237	XNCMH
JOSHUA MATUKONIS		25237	XNCMX
JOSHUA MATUKONIS		25237	XNHFF
CAROLINE FELICIANO WATER		25237	XNHFM
CAROLINE WATERS		25237	XNHFN
DAN LACEITA		25237	XNFX
DANIEL		25237	XNUMX
PRIVATIZE		25237	XNJRC
PRIVATIZE		25237	XNJRC
DANIEL LICATA		25237	XJNTN
CAROLINE FELICIANO WATER		25237	XJNZH
SUZANNE DAY		25237	XNNCR
HARRY DAVIS		25237	XNNHM
SUZANNE DAY		25237	XNNHZ
CAROLINE WATERS		25237	XNNMH
CAROLINE FELICIANO WATER		25237	XNNMX
SUZANNE DAY		25237	XNRFH
SUSAN DAY		25237	XNRFJ
KEVIN IMPELLIZERI		25237	XNRFZ
CAROLINE LEWIS		25560	XNFCF
DANIEL LICATA		25560	XNCFR
JIM TIERNEY		25560	XNCHH
DANIEL LICATA		25560	XNCHR
C. FELICIANO WATERS		25560	XNCJM
LICATA		25560	XNCJZ
SEAN MCMONAGLE		25560	XNCMH
JOSHUA MATUKONIS		25560	XNCTM
STACY KERR		25560	XNCTT
RYAN MIDDLETON		25560	XNHFH
DANIEL LICATA		25560	XNHFT
DAY		25560	XNHFF
MARK IANNUCCI		25560	XNHTR

CAM_20181106_E
November 6, 2018
Personal Choice Detail by Political Subdivision
Camden County

Local BOE- Merchantville Boro
Vote for Three

Political Subdivision: Write-in Name	Merchantville	Machine	Vote for Three	Machine	Vote Tag
LICATA		25560	XNJOC		
CAROLINEWATERS		25560	XNUX		
DANIEL LICATA		25560	XNJFM		
CAROLINE WATERS		25560	XNJFM		
DANIEL LICATA		25560	XNJJJ		
CAROLINEWATERS		25560	XNJUR		
CAROLINEWATERS		25560	XNJMH		
DANIEL LICATA		25560	XNJMX		
DAN-LICATA		25560	XNJMI		
AMI-MEACHUM		25560	XNJRX		
DANIEL LICATA		25560	XNJRZ		
WATERS		25560	XNJTC		
DAN LICATA		25560	XNJTC		
DANIEL LICATA		25560	XNJTM		
CAROLINE WATERS		25560	XNJXJ		
ANTISHA MEISNER		25560	XNJZM		
DANIEL LICATA		25560	XNJZK		
DANIEL LICATA		25560	XNNCN		
DANIEL LICATA		25560	XNNHC		
SUZANNE DAY		25560	XNNHX		
DAN LICATA		25560	XNNMC		
SHARON HUNTER NIKOLAUS		25560	XNNMN		
LICATA		25560	XNNMT		
DANIEL-LICATA		25560	XNNRN		
CAROLINE-FELICIANO-WATER		25560	XNRFH		
DANIEL-LICATA		25560	XNRFN		
DANIEL LICATA		25560	XNRRM		
CAROLINE FELICIANO WATER		25561	XNCFT		
FELICIANO		25561	XNCFT		
DANIEL LICATA		25561	XNCJU		
DANIEL LICATA		25561	XNCMC		
CAROLINE WATERS		25561	XNCMC		
SUSAN DAY		25561	XNCMH		
DANIEL LICATA		25561	XNCRC		
SUZANNE DAY		25561	XNCRM		
CAROLINE FELICIANO-WATER		25561	XNHFT		
DANIEL SHOTWELL		25561	XNHFF		
DANIEL-S		25561	XNHTT		

CAM_20181106_E
November 6, 2018
Personal Choice Detail by Political Subdivision
Camden County

Local BOE- Merchantville Boro
Vote for Three

Political Subdivision: Write-in Name	Merchantville	Machine	Vote for Three	Machine	Vote Tag
DANIEL LICATA		25561	XNJFR		
ANTISHA MEINSER		25561	XNJFR		
WATERS		25561	XNJTN		
C WATERS		25561	XNNCJ		
ROLINE FELICIANO-WATERS		25561	XNNMF		
BONNIE HADDON		25561	XNNMX		
CAROLINE FELICIANO-WATER		25561	XNNRZ		
DANIEL LACIANE		25561	XNRFH		
DANIEL LICATA		25561	XNRRM		
CAROLINE FELICIANO-WATERS		25562	XNCCH		
MARK-IANUCCI		25562	XNCCT		
DANIEL LICATA		25562	XNCX		
CAROLYN		25562	XNCHT		
JAMES GILLESPIE		25562	XNCHZ		
JOSHUA MATUKONIS		25562	XNCJR		
CAROLINE FELICIANO-WATE		25562	XNCRM		
CAROLINE-WALTERS		25562	XNCZF		
SUZANNE DAY		25562	XNHFH		
KEVIN IMPPELLIZERI		25562	XNHTC		
MARC IANNUCCI		25562	XNJMC		
SUZANNE DAY		25562	XNJMM		
DANIEL LICATA		25562	XNJMR		
JOSH MATUKONIS		25562	XNJRJ		
SUSAN OAK TERR		25562	XNJRR		
SUZANNE-DAY		25562	XNJTJ		
IMATAK		25562	XNJZT		
CAROLINE-WATERS		25562	XNNHC		
SUZANNE DAY		25562	XNNHZ		
SUZANNE DAY		25562	XNNMJ		
MARC IANUCCI		25562	XNNMM		
JAMES KENNY		25562	XNNMT		
DANIEL LICATA		25562	XNRFN		
DANIEL FIEDLER		25562	XNRM		
DANIEL LICATA		25562	XNRMZ		
CAROLINE FELICIANO-WATER		25562	XNRMZ		

CAM_20181106_E
November 6, 2018
Personal Choice Detail by Political Subdivision
Camden County

Local BOE-Mt. Ephraim Boro UNEX
Vote For One

Political Subdivision:	Mt Ephraim	Machine	Voter Tag
Write-in Name			
BRIAN CAVALLARO	25565	XNRRM	
BRIAN	25566	XNCCJ	
BRIANCAVALLARO	25566	XNCCJ	
MICKEY	25566	XNCCJ	
KIRK HEHL	25566	XNCCJ	
JENNIFER TREXLER CHAIN	25566	XNCCJ	
BRIAN CAVALLARO	25566	XNCCJ	
JENNIFER TREXLER CHAIN	25566	XNCCJ	
JENNIFER TREXLER CHAIN	25566	XNCCJ	
BRIAN CAVALLARO	25566	XNCCJ	
BRIAN CAVALLARO	25566	XNCCJ	
MITCH MALINOWSKI	25566	XNCCJ	
JENNIFER TREXLER CHAIN	25566	XNCCJ	
BRIAN CAVALLARO	25566	XNCCJ	
JENNIFER TREXLER CHAIN	25566	XNCCJ	
JENNIFER BRASSISS	25566	XNCCJ	
JENNIFER TREXLER CHAIN	25566	XNCCJ	
BRIAN CAVALLARO	25695	XNCRZ	
BRIAN CAVALLARO	25695	XNCRZ	
CAVALLERO	25695	XNCRZ	
BRIAN CAVALLARO	25695	XNCRZ	
BRIAN CAVALLARO	25695	XNCRZ	
BRIAN CAVALLARO	25695	XNCRZ	
SEAN KENNEDY	25695	XNCRZ	
BRIAN CAVALLARO	25695	XNCRZ	
BRIAN CAVALLARO	25695	XNCRZ	
BRIAN CAVALLARO	25695	XNCRZ	
BRIAN CAVALLARO	25695	XNCRZ	
ROBERT LOMBARDI	25695	XNCRZ	
BRIAN CAVALLARO	25695	XNCRZ	
BRIAN CAVALLARO	25695	XNCRZ	
BRIANCAVALLARO	25695	XNCRZ	
BRIAN CAVALLARO	25695	XNCRZ	
JOE DUVAK	25695	XNCRZ	
BRIAN CAVALLARO	25695	XNCRZ	
LEO MICHAEL	25695	XNCRZ	

CAM_20181106_E
November 6, 2018
Personal Choice Detail by Political Subdivision
Camden County

Local BOE-Mt. Ephraim Boro UNEX
Vote For One

Political Subdivision:	Mt Ephraim	Machine	Voter Tag
Write-in Name			
HOLLY MARRONE	25695	XNNRR	
MARRONE	25695	XNNRX	

Local BOE-Mt. Ephraim Boro
Vote for Two

Political Subdivision:	Mt Ephraim	Machine	Voter Tag
Write-in Name			
FRANK CIPOLONE	25239	XNCTC	
BRIAN CAVALLARO	25239	XNCTC	
BRIANCAVALLARO	25239	XNNHJ	
BRIAN CAVALLARO	25563	XNJTC	
FRANK CIPOLONE	25564	XNCRN	
BRIAN CAVALLARO	25564	XNJCM	
BRIAN CAVALLARO	25564	XNJCM	
JOE MCMAHON	25565	XNCMZ	
ALI OZER	25565	XNRRR	
CAVALLERO	25695	XNCJC	
KELLY MISTALSKI	25695	XNHFF	
NO	25695	XNNMZ	
NO	25695	XNNMZ	
HOLLY MARRONE	25695	XNNRR	

Oaklyn Council UNEX 1YR
Vote for One

Political Subdivision:	Oaklyn	Machine	Voter Tag
Write-in Name			
ALEXMAZELLA	25242	XNHTX	
MARK RUDDEROW	25242	XNIZF	
NANCY MCGREGAR	25243	XNJGZ	
KENNETH MANEELY SR	25244	XNCTM	
BRYAN PATRICK	25244	XNHFZ	
AMY	25244	XNNRN	
ALEXANDRA SCHELLENBERGER	25245	XNCFZ	
NA	25245	XNCHN	
MICKEY	25245	XNJGZ	
URIOUS GEORGE	25245	XNMIN	
ME	25567	XNHTT	

CAM_20181106_E
November 6, 2018
Personal Choice Detail by Political Subdivision
Camden County

Local BOE-Pennsauken Twp UNEX
Vote for One

Political Subdivision: Write-in Name	Pennsauken	Machine	Vote for One	Machine	Vote for Three	Write-in Name	Pennsauken	Machine	Vote for Three
KELLY HARRIGAN		25246		XNCMJ		KELLY HARRIGAN		25246	XNCMJ
ALLYSON-MELONI		25248		XNCN		ALLYSON-MELONI		25248	XNCN
BILL CHESTER		25249		XNJFF		BILL CHESTER		25249	XNJFF
RON CORNWALL		25250		XNCJH		RON CORNWALL		25250	XNCJH
STEPHEN GIORDANO		25250		XNCJR		STEPHEN GIORDANO		25250	XNCJR
D.VINDICK		25250		XNNHN		D.VINDICK		25250	XNNHN
ANYONE ELSE		25251		XNRFJ		ANYONE ELSE		25251	XNRFJ
EDDIE DIAZ SR		25252		XNCTM		EDDIE DIAZ SR		25252	XNCTM
ERIC-GONZALEZ		25252		XNNHJ		ERIC-GONZALEZ		25252	XNNHJ
KIM RAY		25254		XNRMX		KIM RAY		25254	XNRMX
VINCESCIALABBA		25256		XNCRH		VINCESCIALABBA		25256	XNCRH
HURTLEY		25257		XNJTZ		HURTLEY		25257	XNJTZ
KELLY HARRIGAN		25257		XNJZT		KELLY HARRIGAN		25257	XNJZT
TOM LINEMAN		25259		XNJTH		TOM LINEMAN		25259	XNJTH
CHRISTIAN MCGARRY		25259		XNNRR		CHRISTIAN MCGARRY		25259	XNNRR
MICKYMOUSE		25259		XNRFN		MICKYMOUSE		25259	XNRFN
SHEMP HOWARD		25264		XNCMC		SHEMP HOWARD		25264	XNCMC
NONE		25264		XNHTJ		NONE		25264	XNHTJ
ANNA		25265		XNJFF		ANNA		25265	XNJFF
HENRY PERALTA		25265		XNJMR		HENRY PERALTA		25265	XNJMR
ANYONE ELSE		25266		XNHTJ		ANYONE ELSE		25266	XNHTJ
KELLY HARRIGAN		25571		XNCMN		KELLY HARRIGAN		25571	XNCMN
VOLDEMORT		25574		XNCHM		VOLDEMORT		25574	XNCHM
ROBERT-DIGIACOMO		25574		XNJFJ		ROBERT-DIGIACOMO		25574	XNJFJ
ROBERT CHESTER		25575		XNJXT		ROBERT CHESTER		25575	XNJXT
OTHER		25577		XNJXN		OTHER		25577	XNJXN
JAMES HUTTON		25580		XNJHZ		JAMES HUTTON		25580	XNJHZ
KELLY HARRIGAN		25580		XNNMT		KELLY HARRIGAN		25580	XNNMT
MICKEY-MOUSE		25588		XNCNZ		MICKEY-MOUSE		25588	XNCNZ
KRISTEN		25588		XNCRC		KRISTEN		25588	XNCRC
KELLY		25589		XNHTT		KELLY		25589	XNHTT

Political Subdivision: Write-in Name	Pennsauken	Machine	Vote for Three	Machine	Vote for Three
NONE		25249		XNJXR	
SANTA		25250		XNHFH	

November 07, 2018 4:11 PM

Page 115 of 142

CAM_20181106_E
November 6, 2018
Personal Choice Detail by Political Subdivision
Camden County

Local BOE-Pennsauken Township
Vote for Three

Political Subdivision: Write-in Name	Pennsauken	Machine	Vote for Three	Machine	Vote for Three
F.VINDICK		25250		XNNHN	
DINE-VINDICK		25250		XNNHN	
D.VINDICK		25250		XNNHN	
---		25251		XNGRF	
MICHAEL-DORAN JR		25252		XNNCR	
ERIC-GONZALEZ		25252		XNNHJ	
TOM RAY		25254		XNRMX	
PHILIP RAY		25254		XNRMX	
EVA RAY		25254		XNRMX	
NANCY DELGADO		25255		XNCCH	
NHUAN VAN		25257		XNIRH	
SUSAN MIDILI		25259		XNCFI	
TOM LINEMAN		25259		XNJTH	
TOM LINEMAN		25259		XNJTH	
TOM LINEMAN		25259		XNJTH	
EAGLES		25259		XNNRR	
CHRISTIAN MCGARRY		25259		XNNRR	
CHRISTIAN MCGARRY		25259		XNNRR	
WILLIAM FINNEGAN		25263		XNCJC	
MOE HOWARD		25264		XNCMC	
LARRY FINE		25264		XNCMC	
CURLY HOWARD		25264		XNCMC	
RICH HEADLEY		25264		XNJTZ	
MERCEDES PERALTA		25265		XNJMR	
MARILANDY DURAN		25265		XNJMR	
JOSE DURAN		25265		XNJMR	
SABRINA WINKLER		25571		XNCMN	
LISA ECKEL		25571		XNCMN	
LISA ECKEL		25571		XNCMN	
VINCENT SCILLABA		25575		XNJXT	
WILLIAM		25579		XNCRC	
WILLIAM FINNEGAN		25580		XNJHZ	
RYAN WEID		25581		XNIRH	
JUNE BURGIN		25585		XNNMZ	
KKELLY HARRIGAN		25589		XNHTT	
KELLY HARRIGAN		25589		XNHTT	
KELLY HARRIGAN		25589		XNHTT	

November 07, 2018 4:11 PM

Page 116 of 142

CAM_20181106_E
November 6, 2018
Personal Choice Detail by Political Subdivision
Camden County

Local BOE-Pine Hill Boro UNEX 2Yr
Vote For One

Political Subdivision:	Pine Hill	Machine	Voter Tag
DEAN YEATER	25597	XNJMN	
STACI EDMONDS	25597	XNRFJ	
CHERITA HARRELL	25598	XNCTF	
RASHEENA LAING	25598	XNHFC	
BRIDGET BROWN	25598	XNJFJ	
SANDRA BROWN	25598	XNJHU	
RYAN DEWSON	25598	XNJMF	
RUTGER JOSEPH TRACY	25598	XNJTC	
WILLIAM J. SHARP	25599	XNRRX	
ELIZABETH KING	25599	XNCRM	
PAUL PIERCE SR.	25599	XNCFH	
ELIZABETH KING	25599	XNCFM	
WALTER JOHNSON III	25599	XNCFH	
NA	25599	XNCFM	
BOB STROUP	25599	XNCFM	
AUDREY-MAKEMSON	25599	XNCFM	
JILL BUTLER	25599	XNCFM	
MARC MCCLASKEY	25599	XNCFM	
ELIZABETH KING	25599	XNCFM	
EE	25599	XNCFM	
CHUCK WARRINGTON	25599	XNCFM	
SHQUINA DANDRIDGE	25600	XNCFM	
MARTIN MENDETTA	25600	XNCFM	
CATHYMAR VELAZQUEZ	25600	XNCFM	
MARTIN MENDETTA	25600	XNCFM	
MARTIN MENDETTA	25600	XNCFM	
CHUCK-JAXEL	25706	XNCFJ	
SARA NICOLL	25706	XNFTJ	
BETTY	25706	XNJFJ	
BILL COSBY	25706	XNMMI	
SHARON MCCULLEY	25706	XNMMI	
ARTHUR SEIFERT	25739	XNMMX	
ENLEY NOEL	25739	MMHXT	
BETTY L. JONES	25739	XNCFH	
AJABUNTEN	25739	XNCFH	
CARLOTTA O'CONNELL	25739	XNCFH	

November 07, 2018 4:11 PM

Page 119 of 142

CAM_20181106_E
November 6, 2018
Personal Choice Detail by Political Subdivision
Camden County

Local BOE-Pine Hill Boro UNEX 2Yr
Vote For One

Political Subdivision:	Pine Hill	Machine	Voter Tag
THOMAS W FORSTER III	25739	XNCZT	
MICHAEL WILSON	25739	XNHFH	
ANDREA FINKEL	25739	XNHFH	
ELIZABETH KING	25739	XNCRZ	
HEWITT	25739	XNJUH	
SS-SHARONMCCULLEY	25739	XNUTJ	

Political Subdivision:	Pine Hill	Machine	Voter Tag
ELIZABETH KING	25274	XNICT	
SANDRA DEKARSKI	25598	XNJUH	
DEBORAH PRICE	25599	XNCZF	
DEBORAH PRICE	25599	XNCZF	
PAULABUNTEN	25739	XNCZH	
PAULABUNTEN	25739	XNCZH	
AJABUNTEN	25739	XNCZH	
CARLOTTA O'CONNELL	25739	XNCZM	
THOMAS W FORSTER III	25739	XNCZT	
THOMAS W FORSTER III	25739	XNCZT	

Political Subdivision:	Runnemede	Machine	Voter Tag
ED WHITE	25276	XNCXX	
GUNNAR MACFADDEN	25276	XNCZH	
LAEL BRATTAN	25276	XNCMN	
ED WHITE	25276	XNCRF	
L M BALLS	25276	XNCRZ	
EDWRIGHT	25276	XNHFF	
ED WHITE	25276	XNHHT	
ED WHITE	25276	XNHXX	
ED WHITE	25276	XNNCJ	

November 07, 2018 4:11 PM

Page 120 of 142

CAM_20181106_E
November 6, 2018
Personal Choice Detail by Political Subdivision
Camden County

Runnemedede Mayor
Vote for One

Political Subdivision: Write-in Name	Runnemedede	Machine	Vote for One	Machine	Vote for One	Machine	Vote for One	Machine	Vote for One
JOSEPH WELSH		25276	XNNHX	25276	XNNHX				
ED WHITE		25276	XNNAU	25276	XNNAU				
HARRY LIBERTORE		25276	XNNMR	25276	XNNMR				
ED-WHITE		25276	XNNRR	25276	XNNRR				
ED WHITE		25276	XNRF-C	25276	XNRF-C				
ED WHITE		25277	XNCRJ	25277	XNCRJ				
ED WHITE		25277	XNHF-J	25277	XNHF-J				
ED-WHITE		25277	XNHF-M	25277	XNHF-M				
ED-WHITE		25277	XNHTC	25277	XNHTC				
ED WHITE		25277	XNHTM	25277	XNHTM				
ED WHITE		25277	XNJFN	25277	XNJFN				
ED-WHITE		25277	XNJHH	25277	XNJHH				
SEAN HARKINS		25277	XNJHU	25277	XNJHU				
ED WHITE		25277	XNJMN	25277	XNJMN				
ED-WHITE		25277	XNJRU	25277	XNJRU				
ED-WHITE		25277	XNJRT	25277	XNJRT				
ED WHITE		25277	XNJZC	25277	XNJZC				
WHITE		25277	XNNCH	25277	XNNCH				
ED WHITE		25277	XNNHX	25277	XNNHX				
ED-WHITE		25277	XNNRF	25277	XNNRF				
ED WHITE		25277	XNNRN	25277	XNNRN				
ED WHITE		25277	XNNRR	25277	XNNRR				
ED WHITE		25277	XNRF-X	25277	XNRF-X				
ED-WHITE		25277	XNRF-M	25277	XNRF-M				
ED WHITE		25280	XNCJJ	25280	XNCJJ				
ED WHITE		25280	XNCMX	25280	XNCMX				
ED WHITE		25280	XNCTT	25280	XNCTT				
ED WHITE		25280	XNCTZ	25280	XNCTZ				
ED-WHITE		25280	XNCXM	25280	XNCXM				
ED-WHITE		25280	XNCXT	25280	XNCXT				
ED WHITE		25280	XNCZC	25280	XNCZC				
ED WHITE		25280	XNJHC	25280	XNJHC				
ED WHITE		25280	XNJTU	25280	XNJTU				
ED WHITE		25280	XNJXN	25280	XNJXN				
ED WHITE		25280	XNNHH	25280	XNNHH				
ED-WHITE		25280	XNNMF	25280	XNNMF				
ED WHITE		25280	XNRF-J	25280	XNRF-J				
EDWARD WHITE		25281	XNCTT	25281	XNCTT				
WHITE		25281	XNCFJ	25281	XNCFJ				

November 07, 2018 4:11 PM

Page 121 of 142

CAM_20181106_E
November 6, 2018
Personal Choice Detail by Political Subdivision
Camden County

Runnemedede Mayor
Vote for One

Political Subdivision: Write-in Name	Runnemedede	Machine	Vote for One	Machine	Vote for One	Machine	Vote for One	Machine	Vote for One
ED WHITE		25281	XNCHZ	25281	XNCHZ				
EDWHITE		25281	XNCMC	25281	XNCMC				
BOB HENRY		25281	XNCRN	25281	XNCRN				
ED WHITE		25281	XNCZF	25281	XNCZF				
DONALD		25281	XNCZZ	25281	XNCZZ				
ED-WHITE		25281	XNHFX	25281	XNHFX				
ED WHITE		25281	XNHTR	25281	XNHTR				
ED WHITE		25281	XNJCT	25281	XNJCT				
ED WHITE		25281	XNJFC	25281	XNJFC				
ED-WHITE		25281	XNJFN	25281	XNJFN				
ED WHITE		25281	XNJHR	25281	XNJHR				
SAMANTHA SPAULDING		25281	XNJMM	25281	XNJMM				
ED WHITE		25281	XNJMN	25281	XNJMN				
ED-WHITE		25281	XNJMX	25281	XNJMX				
EDWARD WHITE		25281	XNJRZ	25281	XNJRZ				
ED WHITE		25281	XNJTH	25281	XNJTH				
ED-WHITE		25281	XNJTR	25281	XNJTR				
NO-ONE		25281	XNJTX	25281	XNJTX				
ED WHITE		25281	XNJTZ	25281	XNJTZ				
ED WHITE		25281	XNJZZ	25281	XNJZZ				
ANYONE-ELSE		25281	XNNHX	25281	XNNHX				
ED WHITE		25281	XNNMF	25281	XNNMF				
SEAN TIGHE		25281	XNNRH	25281	XNNRH				
ED WHITE		25281	XNNRR	25281	XNNRR				
HARRY-LIBERATORE		25281	XNRMZ	25281	XNRMZ				
ED-WHITE		25602	XNCHN	25602	XNCHN				
ED WHITE		25602	XNCMF	25602	XNCMF				
EDWHITE		25602	XNCMJ	25602	XNCMJ				
ED-WHITE		25602	XNHFM	25602	XNHFM				
ED WHITE		25602	XNHFT	25602	XNHFT				
ED-WHITE		25602	XNHTJ	25602	XNHTJ				
EDWHITE		25602	XNHTZ	25602	XNHTZ				
ED-WHITE		25602	XNFFF	25602	XNFFF				
ED WHITE		25602	XNJFH	25602	XNJFH				
ED WHITE		25602	XNJHC	25602	XNJHC				
WHITE ED		25602	XNJHX	25602	XNJHX				
MIKE WHITE		25602	XNJRC	25602	XNJRC				
WHITE		25602	XNJRR	25602	XNJRR				
ED WHITE		25602	XNUTF	25602	XNUTF				

November 07, 2018 4:11 PM

Page 122 of 142

CAM_20181106_E

November 6, 2018

Personal Choice Detail by Political Subdivision

Camden County

Runnemedede Mayor

Vote for One

Political Subdivision: Runnemedede

Write-in Name	Machine	Voter Tag
ED WHITE	25602	XNJTT
ED WHITE	25602	XNUZC
HARRY-LIBERATORE	25602	XNNMH
ED WHITE	25602	XNNMX
ED WHITE	25602	XNNRH
ED WHITE	25602	XNNRX
ED WHITE	25602	XNRFN
ED WHITE	25602	XNRMZ
ED WHITE	25603	XNCRH
ED WHITE	25603	XNCRJ
ED WHITE	25603	XNHFF
ED WHITE	25603	XNHFM
ED WHITE	25603	XNJFX
ED WHITE	25603	XNJMH
ED WHITE	25603	XNJMN
ED WHITE	25603	XNNHZ
ED WHITE	25603	XNNMX
ED WHITE	25603	XNNMZ
ED WHITE	25603	XNNRC
ED WHITE	25603	XNNRH
ED WHITE	25603	XNRFH
ED WHITE	25603	XNRMZ
ED WHITE	25604	XNCCJ
ED WHITE	25604	XNCCM
ED WHITE	25604	XNCFC
ED WHITE	25604	XNCFX
ED WHITE	25604	XNCJH
ED WHITE	25604	XNOMF
ED WHITE	25604	XNOMT
ED WHITE	25604	XNCRM
BOBWHITE	25604	XNCRR
ED WHITE	25604	XNCRT
ED WHITE	25604	XNCTT
ED WHITE	25604	XNCZH
ED WHITE	25604	XNCZT
ED WHITE	25604	XNHTR
JAMES WHITE	25604	XNHTT
ED WHITE	25604	XNJCF
WILLIAM	25604	XNJCT

November 07, 2018 4:11 PM

Page 123 of 142

CAM_20181106_E

November 6, 2018

Personal Choice Detail by Political Subdivision

Camden County

Runnemedede Mayor

Vote for One

Political Subdivision: Runnemedede

Write-in Name	Machine	Voter Tag
ED WHITE	25604	XNIFH
ED WHITE	25604	XNIFX
SHANNON BURRINI	25604	XNIHJ
ED WHITE	25604	XNIHZ
HARRY LIBERATORE	25604	XNIMH
ED WHITE	25604	XNIRM
ED WHITE	25604	XNI RT
ED WHITE	25604	XNI RZ
ED WHITE	25604	XNITR
ED WHITE	25604	XNNCM
ED WHITE	25604	XNNRM
EDWARD WHITE	25604	XNRFJ
ED WHITE	25604	XNRFX
ED WHITE	25605	XNCNH
ED WHITE	25605	XNCRZ
HEISMELLOWD	25605	XNJHF
ED WHITE	25605	XNIMC
TRISTAN MORALES	25605	XNJNT
ED WHITE	25605	XNJTM
ED WHITE	25605	XNJXC
ED WHITE	25605	XNZF
ED WHITE	25605	XNNMX
WHITE	25605	XNRFJ
ED WHITE	25606	MMNRM
ED WHITE	25606	XNCCJ
ED WHITE	25606	XNCCR
ED WHITE	25606	XNCFM
KEN WHITE	25606	XNCFX
ED WHITE	25606	XNCHF
ED WHITE	25606	XNCHR
ED WHITE	25606	XNCJF
ED WHITE	25606	XNCNC
ED WHITE	25606	XNCFN
ED WHITE	25606	XNCONM
ED WHITE	25606	XNCRG
ED WHITE	25606	XNCTH
ED WHITE	25606	XNCTT
ED WHITE	25606	XNCZH
ED WHITE	25606	XNCZX

November 07, 2018 4:11 PM

Page 124 of 142

CAM_20181106_E
November 6, 2018
Personal Choice Detail by Political Subdivision
Camden County

Sterling Regional Member BOE Somerdale
Vote for One

Political Subdivision: Somerdale
Write-in Name Machine Voter Tag

Write-in Name	Machine	Voter Tag
STEPHANIE WHITE	25283	XNJTC
KIRK-STEVENSON	25610	XNCCN
CANCEL	25693	XNHFF
ITZMAMARCITZ	25693	XNJFR
TRICIA GRAEFF	25693	XNJZF

Local BOE- Somerdale Boro
Vote for Three

Political Subdivision: Somerdale
Write-in Name Machine Voter Tag

Write-in Name	Machine	Voter Tag
CHRISTINA YATES	25282	XNJNR
KEVINSMITH	25283	XNMMI
KEVINSMITH	25283	XNMMI
JIM MOHAN	25608	XNCMR
MATTHEW WOLFROB	25609	XNJTT
RITZ	25693	XNCHF
MICKEY MOUSE	25693	XNJFX
DONALD J TRUMP	25693	XNPHM

Stratford Council
Vote for Two

Political Subdivision: Stratford
Write-in Name Machine Voter Tag

Write-in Name	Machine	Voter Tag
JENNIFER TULLY	25291	XNJZZ
ROURKE DECKER	25612	XNJRZ
KATHRYN DECKER	25612	XNJRZ
ERNESTO-PEREZ-HAZMAT	25614	MMHXM
ROGER-CUITTA	25616	XNHFX
MICHAEL COBURN	25616	XNJRR
MICHAEL COBURN	25616	XNJRR

Sterling Regional Member BOE Stratford
Vote for One

Political Subdivision: Stratford
Write-in Name Machine Voter Tag

Write-in Name	Machine	Voter Tag
STEPHANIE NELSON	25286	XNCMR

November 07, 2018 4:11 PM

Page 131 of 142

CAM_20181106_E
November 6, 2018
Personal Choice Detail by Political Subdivision
Camden County

Sterling Regional Member BOE Stratford
Vote for One

Political Subdivision: Stratford
Write-in Name Machine Voter Tag

Write-in Name	Machine	Voter Tag
STEPHANIE WHITE	25286	XNJZJ
JOHN KRIHWAN	25287	XNCRX
STEPHANIE NELSON	25287	XNRRR
STEPHANIE-WHITE	25289	XNJRC
STEPHANIE WHITE	25289	XNJRJ
STEPHANIE WHITE	25291	XNGFF
STEPHANIE-WHITE	25291	XNJCX
JOSEPH B TULLY	25291	XNJZZ
JOE ROMANO	25291	XNRFN
STEPHANIE WHITE	25611	XNCCM
STEPHANIE NELSON	25611	XNNRJ
SIN	25612	XNCCN
ROURKE DECKER	25612	XNJRZ
VINCE JESS	25613	XNCCM
STEPHANIE WHITE	25613	XNCCM
STEPHANIE NELSON	25613	XNJRC
BRIAN SUTOR	25613	XNNCR
STEPHANIE WHITE	25616	XNCCN
STEPHANIE WHITE	25616	XNHTR
ROGER-CUITTA	25616	XNHFX
X	25616	XNJRR

Local BOE- Stratford Boro
Vote for Three

Political Subdivision: Stratford
Write-in Name Machine Voter Tag

Write-in Name	Machine	Voter Tag
STEPHANIE NELSON	25286	XNCHH
STEPHANIE NELSON	25286	XNCMR
STEPHANIE NELSON	25286	XNCMR
STEPHANIE NELSON	25286	XNCMR
STEPHANIE NELSON	25286	XNCRC
STEPHANIE NELSON	25286	XNNHN
STEPHANIE NELSON	25286	XNNMC
STEPHANIE-NELSON	25286	XNNRH
STEPHANIE NELSON	25286	XNNRR
JOHN KRIHWAN	25287	XNCRX
STEPHANIE NELSON	25287	XNHTC
STEPHANIE NELSON	25287	XNHFM

November 07, 2018 4:11 PM

Page 132 of 142

CAM_20181106_E
November 6, 2018
Personal Choice Detail by Political Subdivision
Camden County

Local BOE- Stratford Boro
Vote for Three

Political Subdivision:	Stratford	Machine	Voter Tag
Write-in Name			
STEPHANIE NELSON	25287	XNCCM	
STEPHANIE NELSON	25287	XNRRR	
KIM GILLIGAN	25288	XNHFR	
STEPHANIE-NELSON	25288	XNJMT	
STEPHANIE NELSON	25289	XNCCN	
STEPHANIE NELSON	25289	XNCRX	
STEPHANIE SUNDBERG NELSO	25289	XNCRZ	
STEPHANIE NELSON	25289	XNHFT	
STEPHANIE NELSON	25289	XNJFM	
ORI-CO-OSTI-JONES	25289	XNJZT	
STEPHANIE SUNBERG-NELSON	25289	XNNMJ	
STEPHANIE NELSON	25291	XNCMZ	
STEPHANIE NELSON	25291	XNHFM	
STEPHANIE NELSON	25291	XNJRR	
STEPHANIE NELSON	25291	XNJZZ	
JENNIFER TULLY	25291	XNJZZ	
STEPHANIE NELSON	25291	XNNMC	
STEPHANIE-SUNDBERG-NELSO	25611	XNJTN	
STEPHANIE NELSON	25611	XNNRR	
STEPHANIE NELSON	25611	XNNRR	
SIN	25612	XNCCN	
SIN	25612	XNCCN	
SIN	25612	XNCCN	
STEPHANIE-WHITE	25612	XNCFE	
STEPHANIE SUNDBERG	25612	XNCHF	
STEPHANIE-NELSON	25612	XNCHX	
STEPHANIE NELSON	25612	XNCMN	
STEPHANIE NELSON	25612	XNHHT	
NO-TO-MENENDEZ-CROOK	25612	XNJCH	
MARLYS PETER	25612	XNJFZ	
STEPHANIE NELSON	25612	XNJHH	
ROURKE DECKER	25612	XNJRZ	
KATHRYN DECKER	25612	XNJRZ	
STEPHANIE NELSON	25612	XNJTF	
STEPHANIE-NELSON	25612	XNJZZ	
STEPHANIE NELSON	25612	XNNMX	
STEPHANIE NELSON	25612	XNNRZ	
STEPHANIE NELSON	25612	XNRF C	

November 07, 2018 4:11 PM

Page 133 of 142

CAM_20181106_E
November 6, 2018
Personal Choice Detail by Political Subdivision
Camden County

Local BOE- Stratford Boro
Vote for Three

Political Subdivision:	Stratford	Machine	Voter Tag
Write-in Name			
STEPHANIE SUNDBERG NELSO	25613	XNCCM	
STEPHANIE SUNBERG-NELSON	25613	XNHFX	
STEPHANIE NELSON	25613	XNJTM	
STEPHANIE-NELSON	25613	XNNCC	
STEPHANIE	25613	XNNCC	
WARINGTON-STOLE-BOROLAND	25614	MMHXM	
MARQUIE-PRATHER	25614	MMHXM	
LOPER-STOLE-LAND	25614	MMHXM	
STEPHANIE NELSON	25614	XNCJN	
CHRIS BAKER	25614	XNHFF	
STEPHANIE NELSON	25614	XNCR	
JONES	25614	XNJHM	
STEPHANIE NELSON	25614	XNNMC	
STEPHANIE NELSON	25614	XNJRC	
JASON DELGROSSO	25614	XNJRC	
STEPHANIE NELSON	25616	XNCRN	
STEPHANIE NELSON	25616	XNJFF	
STEPHANIE NELSON	25616	XNJFN	
STEPHANIE-NELSON	25616	XNJMF	
X	25616	XNJRR	
X	25616	XNJRR	
X	25616	XNJRR	
STEPHANIE NELSON	25616	XNJZX	

Voorhees Twp. Committee
Vote for Two

Political Subdivision:	Voorhees	Machine	Voter Tag
Write-in Name			
MEGAN MARCOTTE	25297	XNJCR	
GREG MASIEJCZYK	25298	XNNMX	
NICOLE RYAN	25302	XNCFN	
TORY	25302	XNCTT	
TORY IRVIN	25302	XNJCR	
ERIN SMITH	25304	XNJHF	
DANNY DUNCAN	25310	XNCFM	
GREG MASIEJCZYK	25623	XNNRN	
ZACHARY SMITH	25629	MMHXM	
RACHEL EINSBRUCH	25634	XNNMJ	

November 07, 2018 4:11 PM

Page 134 of 142

CAM_20181106_E
November 6, 2018
Personal Choice Detail by Political Subdivision
Camden County

Voorhees Twp. Committee
Vote for Two

Political Subdivision:	Voorhees	
Write-in Name	Machine	Voter Tag
FANELLI	25759	XNHN

Eastern Cam Co Regional Member BOE Voorhees
Vote for Two

Political Subdivision:	Voorhees	
Write-in Name	Machine	Voter Tag
ROBERT L CAMPBELL	25292	XNCTR
JENNIFER DIMEDIO	25292	XNCXC
NIKIYA	25296	XNJFM
EGENTON,P	25299	XNCZN
TORY IRVIN	25302	XNCTT
TORY IRVIN	25302	XNJUR
MATTHEW SCHWARZ	25304	XNHTM
ADAM J. RICHMAN	25305	XNRF
CHI	25618	XNRRZ
PAULINE WILLIAMS	25621	XNJCH
JEMILAT ADEBIYI	25621	XNJCH
ESCRITO	25622	XNXXN
ANDREW KARCSH	25626	XNCRF
WHISKEY	25629	MINFX
SHARONDUNNE	25629	XNRMX
ROBERTDUNNE	25629	XNRMX
KYLE EISENBERG	25632	XNNAZ
JARED ELISTER	25632	XNNAZ
RONALD COOPER	25689	XNRMF

Local BOE- Voorhees
Vote for Three

Political Subdivision:	Voorhees	
Write-in Name	Machine	Voter Tag
MICKY MOUSE	25292	XNJUR
MICHAEL PAUL	25292	XNJUR
NIKIYA CRANK	25296	XNCRF
JASON BELL	25297	XNRT
TORY IRVIN	25302	XNCTT
TORY IRVIN	25302	XNCTT
TORY IRVIN	25302	XNJUR

CAM_20181106_E
November 6, 2018
Personal Choice Detail by Political Subdivision
Camden County

Local BOE- Voorhees
Vote for Three

Political Subdivision:	Voorhees	
Write-in Name	Machine	Voter Tag
MATTHEW SCHWARZ	25304	XNHTM
ANDREW KUMAR	25619	MINHZ
PAULINE WILLIAMS	25621	XNJCH
ESCRITO	25622	XNXXN
JOHN SCHENBERGER	25634	XNNCC
VALENT	25759	XNRRF

Waterford Twp. Committee
Vote for One

Political Subdivision:	Waterford	
Write-in Name	Machine	Voter Tag
RALPH-PACITTO	25311	XNCZT
SEAN BRENNON	25311	XNJHN
LINDA SNUFFIN	25311	XNIMX
JOHN BLACK	25312	XNGFF
SNOOPY	25312	XNCXZ
JEFF ORIENTE	25312	XNJNR
SEAN-BRENNON	25313	XNURR
ANTHONY CLARK	25313	XNJZF
GABRIEL WASILEWSKI	25314	XNIHH
NARVIS MORINE	25314	XNJRF
SEAN BRANNEN	25316	XNCJT
MIRANDA-STAFFORD	25316	XNCXF
HUNG CHOU	25316	XNCXM
SEANBRENNAN	25316	XNNMR
SEAN BRENNAN	25316	XNNRN
SEAN BRENNAN	25317	MINMF
SEAN BRENNAN	25317	XNCTR
BAREFOOT-BRENNAN	25317	XNJCN
DARLENE LORD	25317	XNUXC
SEAN BRENNAN	25637	XNFC
SEAN-BRENNAN	25637	XNCFR
SEAN BREMAN	25637	XNJFM
BRENNAN	25637	XNIZR
SEAN BRENNAN	25637	XNRMF
ALBERT BORRELLI JR	25637	XNRMX
ERIC ROMOLINI	25639	XNCCH
SEAN BREMAN	25639	XNCHH

CAM_20181106_E
November 6, 2018
Personal Choice Detail by Political Subdivision
Camden County

Waterford Twp. Committee
Vote for One

Political Subdivision:	Write-in Name	Machine	Vote for One	Machine	Vote for Three
Waterford	SEAN-BRENNAN	25639	XNJON		
	SEANBRENNAN	25639	XNJRF		
	SUSAN DANSON	25639	XNJTR		
	SEAN BRENNAN	25639	XJUNZ		
	SEAN BRENNAN	25639	XNNCJ		
	SEAN BRENNAN	25640	XNCJZ		
	LARRY GRAY	25640	XNJHN		
	SEAN-BRENNAN	25641	XNCCZ		
	BLUEBERRYS	25641	XNCMH		
	MIRANDA-STAFFORD	25641	XNHFT		
	SEAN BRENNAN	25641	XNNCN		
	DOCTOR-WHO	25642	XNCFJ		
	SEAN BRENNAN	25642	XJUCM		
	MINNIE	25642	XNJXC		
	BAREFOOT BRENNAN	25642	XNJHR		
	SEAN BRENNAN	25643	XNCJH		
	SEAN BRENNAN	25702	XNHFR		

Local BOE- Waterford Township
Vote for Three

Political Subdivision:	Write-in Name	Machine	Vote for Three	Machine	Vote for Three
Waterford	BOB BANSCH	25311	XNCTH		
	HOLLY-PACITTO	25311	XNCZT		
	LINDA SNUFFIN	25311	XNJMX		
	TERRUSO,JAMES	25312	XNJUT		
	KYLE ORIENTE	25312	XJNJR		
	ALFRED ORIENTE	25312	XJNJR		
	DAVE CILONA	25312	XNNMH		
	ELIZABETH DINICE	25314	XNCTM		
	DAWN STAFFORD	25316	XNCTX		
	ATCOO-SCHOOLS-STINK	25316	XJUNZ		
	ELMO	25316	XJUTC		
	ELMO	25316	XJUTC		
	MATTHEW-PALMERCHUCK	25637	XJUTX		
	MICHELLE ZARRELLA	25639	XJUTT		
	MY CAT	25641	XNRRM		

CAM_20181106_E
November 6, 2018
Personal Choice Detail by Political Subdivision
Camden County

Local BOE- Waterford Township
Vote for Three

Political Subdivision:	Write-in Name	Machine	Vote for Three	Machine	Vote for Three
Waterford	THEY ALL CHEAT AND STEAL	25642	XNHFF		
	TABATHA LUPINETTI	25643	XNJZC		
	MIKE LUPINETTI	25643	XNJZC		
	KRISTIE FARERI	25643	XNJZC		

Local BOE- Winslow Township
Vote for Three

Political Subdivision:	Write-in Name	Machine	Vote for Three	Machine	Vote for Three
Winslow	THERESA-COLLIGON	25320	XNCOF		
	KEVIN-MAFFEI	25320	XNCOF		
	BOB-COLLIGAN	25320	XNCOF		
	THERESA COLLIGON	25320	XNCMX		
	STEPHANIE SIMMONS	25320	XNCMX		
	THERESA COLLIGAN	25320	XNJMN		
	STEPHANIE SIMMONS	25320	XNJMN		
	ROBERT E LEE	25321	XNFRM		
	ROCKY BALBOA	25321	XNFRM		
	GEORGE W BUSH	25321	XNFRM		
	MIKE BAXTER	25322	XNCHC		
	MICKEY MOUSE	25322	XNCHC		
	LEROY-JENKINS	25322	XNCHC		
	SEAN BRENNAN	25322	XNJHN		
	THREREA COLLIGON	25323	XNCLZ		
	JOHN HARRIMAN	25323	XNJMZ		
	DR ANGELOW	25323	XJUNX		
	JOHN POWERS	25323	XNNCR		
	JOHN POWERS	25323	XNNCR		
	JOHN POWERS	25323	XNNCR		
	JEFF YOCUM	25324	XNCCN		
	HEATHER ACKERMAN	25324	XNCHJ		
	DONNA LULUCCI	25324	XNNMM		
	DAVE LULUCCI	25324	XNNMM		
	ROBERT C SCHLICHTMANN	25645	XNNMZ		
	LESA PASSARELLA	25646	XNCHN		
	NO	25646	XNHTC		
	INDOCTRINATION	25646	XNHTC		
	COMMUNIST	25646	XNHTC		

CAM_20181106_E
November 6, 2018
Personal Choice Detail by Political Subdivision
Camden County

Local BOE-Winslow Township
Vote for Three

Political Subdivision:	Winslow	Machine	Write-in Name	Voter Tag
		25646	RICHARD THORNE	XNJZZ
		25646	KEVIN CALDWELL	XNUZZ
		25646	ALEXANDER SWAN	XNJZZ
		25648	BUTCH HARTMAN	XNJXC
		25648	THERESA COLLIGON	XNNCN
		25648	STEPHANIE SIMMONS	XNNCN
		25649	JEFFREY YOCUM	XNCRR
		25650	NONE	MMJXF
		25650	NAAS YANCEY	XNJFX
		25651	NANCY HART-ESPOSITO	XNCFN
		25651	MATT ROBERTS	XNJRC
		25652	RON HENRY	XNCCJ
		25652	CHRISTINE HENRY	XNCCJ
		25652	RICHARD ROUNDS	XNCFM
		25652	PAMALA ROUNDS	XNCFM
		25652	MARYLOU WILEY	XNCFM
		25654	JEFFREY KEANE	XNCFH
		25654	JOHN-LEVENAAR	XNCCJ
		25654	CARON-CHARNEY	XNCCJ
		25654	HARRIS	XNJCZ
		25655	COLE FOLKS	XNJJM
		25655	BRIAN DORFLINGER	XNJTR
		25657	JOSED ZARAZUA	XNXXM
		25657	JOEVANDERSLICE	XNNHC
		25657	JOE VANDERSLICE	XNNHC
		25657	JOE VANDERSLICE	XNNHC
		25658	JENNA-HARTIMAN	XNNHX
		25658	JENNA-HARTIMAN	XNNHX
		25658	JENNA-HARTIMAN	XNNHX
		25659	BOB S MARTIN	XNJXN
		25659	VICK	XNRMZ
		25659	MICKEY	XNRMZ
		25659	GAGG	XNRMZ
		25663	TAHIR SMITH	XNCONR
		25665	ATIYAH ABDURRAHEEM	XNCTZ
		25666	TIM MCCARTHY	XNNRF
		25666	TIM MCCARTHY	XNNRF
		25670	BRANDON-SMALL	XNJCF
		25671	JOSE ZARAZUA	XNNHR

CAM_20181106_E
November 6, 2018
Personal Choice Detail by Political Subdivision
Camden County

Local BOE-Winslow Township
Vote for Three

Political Subdivision:	Winslow	Machine	Write-in Name	Voter Tag
		25671	ALYSSA GRANATO	XNNHR
		25672	DEBORAH MITCHELL-FUSSELL	XNCGT
		25674	NOBODY	MMNMM
		25674	NOBODY	MMNMM
		25674	NOBODY	MMNMM
		25675	NOBODY	XNXT
		25676	MCCLENDON	MMJTX
		25676	ELAINE BAKER	MMJZF
		25676	PITTS	MMJZF
		25676	DAWN TEDESCO	XNCCZ
		25676	CYNTHIA MOORE	XNCCZ
		25677	CHUCK-SWEENEY	XNCCZ
		25677	SANDOR RADA	XNJFX
		25677	JONATHAN CENTENO	XNJFX
		25677	ELAINE BAKER	XNJFX
		25680	VERNA INGRAM	XNJNJ
		25680	VERNA INGRAM	XNJNJ
		25680	VERNA INGRAM	XNJNJ
		25680	CYNTHIA MOORE	XNJR
		25680	CARON CHARNEY	XNJR
		25681	WILLIAM-JENNINGS	XNCTR
		25681	DONALD-TRUMP	XNCTR

Woodlymne Council
Vote for Two

Political Subdivision:	Woodlymne	Machine	Write-in Name	Voter Tag
		25682	SAMATHA-KIRBY	XNCCF
		25682	KAREN-MILLER	XNCCF
		25682	KARENEMILLER	XNJZZ
		25682	SAMANTHA KIRBY	XNNHN
		25682	KAREN MILLER	XNNHN
		25682	SAMANTHA KIRBY	XNNHR
		25682	KIRBY	XNNRM
		25682	KAREN MILLER	XNNRM
		25683	SAMANTHA KIRBY	XNCMN
		25683	KAREN MILLER	XNCMN
		25683	SAMANTHA-KIRBY	XNCR
		25683	KAREN-MILLER	XNCR

CAM_20181106_E
November 6, 2018
Personal Choice Detail by Political Subdivision
Camden County

Woodlymne Council
Vote for Two

Political Subdivision:	Write-in Name	Machine	Voter Tag
Woodlymne	SAMANTHA MILLER	25683	XNNRZ
	KAREN MILLER	25683	XNNRZ
	KAREN-MILLER	25683	XNRFH
	SAMANTHA KIRBY	25684	XNCRZ
	KAREN MILLER	25684	XNCRZ
	SAMANTHA	25684	XNJMF
	KAREN MILLER	25684	XNJMF
	KIRBYMILLER	25684	XNNRT
	SAMANTHA KIRBY	25685	XNCRZ
	KAREN MILLER	25685	XNCRZ
	SAMANTHA KIRBY	25685	XNFTT
	SAMANTHA-KIRBY	25685	XNHTZ
	KAREN-DOBBS	25685	XNHTZ
	SAMANTHA KIRBY	25685	XNJZX
	KAREN MILLER	25685	XNJZX

Local BOE- Woodlymne Boro
Vote for Three

Political Subdivision:	Write-in Name	Machine	Voter Tag
Woodlymne	CATHERINE CHUKWUEKE	25682	XNCCM
	AMY EARLEY	25682	XNCCM
	CATHERINE CHUKWUEKE	25682	XNCHJ
	AMY ELIZABETH EARLY	25682	XNCHJ
	CAHERINE CHUKUEKE	25682	XNCMX
	AMYEARLY	25682	XNCJX
	CATHERINE CHUKUEKE	25682	XNFFN
	AMY EARLEY	25682	XNFFN
	CATHERINE CHUKWUEKE	25682	XNNHT
	AMY EARLEY	25682	XNNHT
	CATHERINE CHUKWUEKE	25682	XNNMR
	AMY EARLEY	25682	XNNMR
	DAN ERTZ	25682	XNNRH
	CATHERINE CHUKUEE	25682	XNRFH
	AMY EARLEY	25682	XNRFH
	ANYEAEYCATHERINE	25683	XNCHT
	TORRES	25683	XNHTC
	CHUKWUEKE	25683	XNHTC

CAM_20181106_E
November 6, 2018
Personal Choice Detail by Political Subdivision
Camden County

Local BOE- Woodlymne Boro
Vote for Three

Political Subdivision:	Write-in Name	Machine	Voter Tag
Woodlymne	AMY EARLY	25683	XNHTN
	CATHERINE CHUKWUEKE	25683	XNJMJ
	AMY EARLY	25683	XNJMJ
	CATHERINE CHUKWUEKE	25683	XNJTM
	AMY EARLEY	25683	XNJTM
	AMY-EARLEY	25683	XNNCC
	SAMANTHA KIRBY	25684	XNNHN
	AMY EARLEY	25685	XNJTC

MAIL-IN BALLOTS
GENERAL ELECTION
NOV. 6, 2018

TOWN: Andover

Race	Candidate	Tally
Local BOE	Brett waister	1
"	Britty	1
"	Patrice Killington	1
"	matthew waters	1
"	Kathya pope	1
"	Blank	1
"	Bill mach	1
"	Ralph Gilmore	11
"	Pearl Reagan	1
"	VICTORIA Egan	1

MAIL-IN BALLOTS
GENERAL ELECTION
NOV. 6, 2018

TOWN: Andover

Race	Candidate	Tally
Sheriff	Taxation is Theft	1
Freeholder	End the Fed	1
"	Taxation is Theft	1
Local BOE	J. Boke	1
"	Nancy Schiavo	1
"	Robert Walsh	1
"	Kevin Gleason	1
"	B.	1
"	Frank Ward	1
"	Cheryl Alvin	1
"	Marie Brangley Yacorelli	1
"	Ill Drew	1
"	Scott Baird	1
"	Marianne Brown	1
"	Jeffrey Michael Cusumano	1

MAIL-IN BALLOTS
GENERAL ELECTION
NOV. 6, 2018

TOWN: Ashubon Box

Race	Candidate	Tally
Local BOE	Gina Osinski	### III
"	Gloria Jensen	'
"	Bill (Wm) Jensen	'
"	Jeanne Mugler	'
"	William C. Jensen	'
"	"Blank"	###
"	Jay Foster	"
"	Zachary Wood	"
"	Rick Stowell	'
"	Ian Gill	III
Freeholder	Ian Gill	'
Local BOE	Ralph Gilmore	'
"	Wally DuBois	'
"	Christine Rendell	'
"	Frank Bier	'

MAIL-IN BALLOTS
GENERAL ELECTION
NOV. 6, 2018

TOWN: Ashubon Box

Race	Candidate	Tally
Local BOE	Travis Rendell	'
"	Bill Furman	'
"	Sebastian Marino	'
"	"Blank"	### III
"	Ralph D. Gilmore	"
"	Elna Matthews	'
"	Joe Blow	'
"	Robert Lee	'
"	John Ward	'
"	Tara Butera	'
"	Nichelle Britz	'
"	Pat Rossello	'
"	Melissa Wilson	'
"	Taxation 15 Theft	'
Assembly	Taxation 15 Theft	'

MAIL-IN BALLOTS
GENERAL ELECTION
NOV. 6, 2018

TOWN: *Bellmare*

Race	Candidate	Tally
Council	ED FITZGERMAN	1
" "	Emmanuel chaise	1
Freeholder	Locky Allen	1
Council	Lisa Young	1
House Rep.	James P. Casey	1
Council	Michael J. O'Leary Jr	1
Local BOE	"	1

MAIL-IN BALLOTS
GENERAL ELECTION
NOV. 6, 2018

TOWN: *Barnington*

Race	Candidate	Tally
Local BOE	Timothy Roman	1
Council	Steven Kelly	1
" "	Donald Trump	1
" "	Donald Trump JR.	1
Local BOE	"	1
" "	Donald Trump	1
" "	Melania Trump	1

MAIL-IN BALLOTS
GENERAL ELECTION
NOV. 6, 2018

TOWN: Berlin Boro

Race	Candidate	Tally
House Rep	Randy S. Cline	1
Freeholder	Randy S. Cline	1
Local BOE	Randy S. Cline	1
"	Mike Denomme	1
Sheriff	Michael Miller	1
House Rep	Natalia Bersley	1
Sheriff	Francis Perrone	1
Freeholder	Robert Carrara	1
Council	William Bersley	1
"	Richard DeMonte	1
Local BOE	Robert Newitt	1
"	Eileen Johnson	1
Council	John Mitchard	1
"	William Bryan	1
"	Rita Christenson	1

MAIL-IN BALLOTS
GENERAL ELECTION
NOV. 6, 2018

TOWN: Berlin Borough

Race	Candidate	Tally
Local BOE	Blaine	1
Council	Drew Percele	1
"	Joe Ann	1
"	Matthew Quinn	1
"	Michael Quinn	1
"	Joseph PiroH	1
"	Pepper C. G. 101	1
Local BOE	William Bryan Brian	1
"	William H. Earle	1

MAIL-IN BALLOTS
GENERAL ELECTION
NOV. 6, 2018

TOWN: *Canaan
Dund*

Race	Candidate	Tally
House of Rep	Stephen Dunley	1
Assembly	Ted Woods	1
Sheriff	Matthew Shearer	1
House of Rep	D.R. Jones	1
Senate	" "	1
Assembly	" "	1
Sheriff	" "	1
freeholder	" "	1
freeholder	Jeanne Taylor	1

MAIL-IN BALLOTS
GENERAL ELECTION
NOV. 6, 2018

TOWN: *Brooklawn*

Race	Candidate	Tally
Local BOE Unexpired	Alton's Hernandez Mikolajitis	1
Mayor	Jerry Granstorm	1
Local BOE	Colin MacAdam	1/1
"	Ivana Kuznet	1
"	Sharon Stokley	1
"	Bruce Darrow	

MAIL-IN BALLOTS
GENERAL ELECTION
NOV. 6, 2018

TOWN: CHERRY HILL

Race	Candidate	Tally
Local BOE	William B. Woodworth	1
"	William A. Woodworth	1
"	Don h. Woodworth	1
"	TODD A. Durlain	1
"	Amanda M. Duncan	1
Senator	Brian Rosen	1
"	MARIA CUSAPP	1
"	Jeremy N. Crabb	1
FREEHOLDERS	JUSTIN EMERY	1
"	JENNINGS MAYNE	1
"	Michael McCabe	1
Local BOE	John D. Verrilli	1
"	Donald Trump Jr.	1
"	Ron Paul	1
Sheriff	Michael McLoughlin	1

MAIL-IN BALLOTS
GENERAL ELECTION
NOV. 6, 2018

TOWN: CHERRY HILL

Race	Candidate	Tally
Freeholder	J. Maher	1
"	A. Sloan	1
"	J. Wolf	1
Local BOE	J. Mance	1
"	A. Sloan	1
"	B. Hoch	1
SHERIFF	NO ONE	1
House Rep.	NO VOTE	1
Freeholder	NO VOTE	1
Local BOE	Jonathon Solomons	1
"	RICH SHOET	1
"	FREDRICK DANC	1
Freeholder	BETH PLENN	1
Local BOE	Dr. John Vivonne	1

MAIL-IN BALLOTS
GENERAL ELECTION
NOV. 6, 2018

TOWN: CHERRY HILL

Race	Candidate	Tally
FREEHOLDER	MARY ANN DUNN	1
"	AMYLA CRONTER SMITH	1
HOUSE REP.	ALEX LAU	1
LOCAL BOE	MICHAEL LORENZO	1
SENATOR	HANK SCHROEDER	1
"	LISA MCCORMICK	1
HOUSE REP.	BOB CARLSON	1
LOCAL BOE	ANTONIA JENKINS	1
SHERIFF	URI HALL	1
LOCAL BOE	TRACEY BROWN	1
"	Blank	1
FREEHOLDER	ROBERT SHINN	1
"	Sesam Wolf	1
"	SHARON FINLAYSON	1
HOUSE REP.	NO ONE	1

MAIL-IN BALLOTS
GENERAL ELECTION
NOV. 6, 2018

TOWN: Cherry Hill

Race	Candidate	Tally
House Rep	IRA Bock	1
Local BOE	William Field	1
US Senate	Michael Pence	1
Local BOE	Henry Zaprice	1
"	William Lennon	1
"	Errichetti, Iwi	1
"	Satwik Seshasai	1
"	Dance Lowry	1
"	Thomas Szymanski	1
Freeholder	"	1
Local BOE	Jessie Jiang	1
"	Zoe Jiang	1
"	William Field	1
"	"Blank"	###
"	Beth Plenn	1

MAIL-IN BALLOTS
GENERAL ELECTION
NOV. 6, 2018

TOWN: CHERRY HILL

Race	Candidate	Tally
Local BOE	Blank	1
Senator	Donald J. Brown	1
Local BOE	Barry Sims	1
"	DR. MORRIE WIENER	1
Senator	Michael Farley	1
House Rep.	Wendy Farley	1
Local BOE	MIKEY MOUSE	1
"	Donald Duch	1
"	Nna Facola	1
Senator	Tricia Flanagan	1
Local BOE	MARSHALL GREVAK	1
"	DAVID ROSSI	1
"	FREDERICH DANIEL	1
"	KATRYN BAYDUCK	1
"	SUSAN GOSSGATER	1

MAIL-IN BALLOTS
GENERAL ELECTION
NOV. 6, 2018

TOWN: Cherry Hill

Race	Candidate	Tally
Local BOE	William Lennon	1
Local BOE	Henry Zappale	1
"	Catherine Dudley	1
"	Nancy Reine	1
"	Daniel Reine	1
"	Thomas Reine	1
Freelance	Stacy Koe	1
Local BOE	Chris Christy	1
"	George Bush	1
"	Joe Ripa	1
"	Samuel First	1
"	Debra First	1
"	Daniel First	1
"	Satan	1
"	David Hilbert	1

MAIL-IN BALLOTS
GENERAL ELECTION
NOV. 6, 2018

TOWN: Clemenston

Race	Candidate	Tally
Local BOE	Mariene Shaw	1
"	Keith Hubbard	1
"	Ellen Suckle	11
"	Esoto	1
"	Bill Clark	1
"	Unknown	1
"	Robert Trembly	1
"	Bill Westland	1
Council	"	1
"	Ellen Suckle	1
Local BOE	Blank	111
"	Devan Pagan	1

MAIL-IN BALLOTS
GENERAL ELECTION
NOV. 6, 2018

TOWN: Chesilhurst

Race	Candidate	Tally
Council	Bob Blazer	11
Local BOE	"Blank"	11
"	Donald Lemons	1
"	Lynn Rotenbury	11
Freeholder	Blank	1

MAIL-IN BALLOTS
GENERAL ELECTION
NOV. 6, 2018

TOWN: *Clementon*

Race	Candidate	Tally
Local BOE	<i>Howard Morgan</i>	
"	<i>Wednesday Meyer</i>	
"	<i>Candace Wilson</i>	
"	<i>"Blank"</i>	
"	<i>Keith Harvard</i>	
"	<i>Pat Hoopes Sr</i>	
"	<i>Dense Hoopes</i>	
"	<i>Krystyn Divo</i>	
"	<i>Christine Nuera</i>	
"	<i>Lynn Loftland</i>	
"	<i>Ora L Wooster Jr</i>	

MAIL-IN BALLOTS
GENERAL ELECTION
NOV. 6, 2018

TOWN: *Collingswood*

Race	Candidate	Tally
FREEholder	<i>William G Thompson</i>	
Local BOE	<i>Susan Greenstein</i>	
FREEholder	<i>Andrew M. Knox</i>	
Local BOE	<i>Michay mode</i>	
"	<i>Cassandra Radic</i>	
FREEholder	<i>PATRICK REINY</i>	
Local BOE	<i>Declan moody Sr.</i>	
House Rep.	<i>Drew Law</i>	
Local BOE	<i>Rhodes Mason</i>	
"	<i>BARACK OBAMA</i>	
Local BOE	<i>"Blank"</i>	
"	<i>Jennifer Maenza</i>	
"	<i>Sam Sessano</i>	
"	<i>Anna Marie Dunn</i>	

MAIL-IN BALLOTS
GENERAL ELECTION
NOV. 6, 2018

TOWN: Gibbsboro

Race	Candidate	Tally
Local BOE	Shirley Martinsek	1
"	Dennis Deichert	1
"	None	1
Sherriff	None	1
Local BOE Unexpired	None	1
Freeholder	None	1
Council	None	1
Local BOE Unexp.	Ann Braddock	1
Local BOE	Beta Schmitt	1
"	Scott Littlefield	1

MAIL-IN BALLOTS
GENERAL ELECTION
NOV. 6, 2018

TOWN: Collingswood

Race	Candidate	Tally
Local BOE	Terry maddy	111
"	Kathleen McLothy	11
Freeholder	Alex Bergan	1
"	Alli Bergan	1
"	Hermit the Frog	1
Local BOE	Christina Murphy	1
"	Rob Carlson	1
"	Thomas G. FITE	1
"	Timothy J O'NEILL	1
Freeholder	"	1
Senator	Robert North	1
Local BOE	William Deltz	1
"	morlana Crab	1
Freeholder	Richard A. Demichelle	1
"	michael FRIEDMAN	1

MAIL-IN BALLOTS
GENERAL ELECTION
NOV. 6, 2018

TOWN: Gloucester City W2

Race	Candidate	Tally
Local BOE	Byce Hewlett	1
"	Marion Billingham	1
Local BOE unexpired	Danielle Ford	1
Mayor	Jeffrey Ford (40)	1
"	Patricia Bove	1
Council	"	1
Local BOE unexpired	"	1
Local BOE	"	1
Mayor	NO STOP SIGNS	1
Council	"	1
"	NO Confidence	1
Mayor	"	1
Local BOE unexpired	Wil Levin	1
Local BOE	Gina Lewis	1
"	Bill Cleary	1

MAIL-IN BALLOTS
GENERAL ELECTION
NOV. 6, 2018

TOWN: Gloucester City Ward 1

Race	Candidate	Tally
Mayor	Lynn M. Perce	1
Council	Lynn M. Perce	1
Local Billingham	Greg Cokline	1
Local BOE	Greg Cokline	1
"	Grola	1
Mayor	"Blank"	1
Council	"Blank"	1
Local BOE unexp.	Linda Kraft	1
Mayor	None	1
Council	None	1

MAIL-IN BALLOTS
GENERAL ELECTION
NOV. 6, 2018

TOWN: Gloucester Twp

Race	Candidate	Tally
Reg Bot	Sean Hengst	###/1
"	Sam Sweet	1
"	Michay Mouse	1
"	Donald Trump	1
Local Bot	Jesus Christ	1
"	Staten	1
"	Cyrus George	1
"	Robert Lewis	1
"	Valerie Ward	1
"	Amanda Inland	1
Reg Bot	David White	1
"	Scott Chinapei	1
"	Josha Inland	1
"	Darcy Fodis	1
"	"Black"	1

MAIL-IN BALLOTS
GENERAL ELECTION
NOV. 6, 2018

TOWN: Gloucester Township

Race	Candidate	Tally
Local BOE	DAVID MAYER CORNER	1
"	mayer michel center	1
"	ZIMM ZEBRA	1
Regional BOE	Cynthia Caribto	1
"	Anthony Diabrea	1
"	Louis Pappas	1
"	Michay mouse	1
"	Edwin Brown	1
"	Joseph Bellocvic	1
Local BOE	Beth Serratore	1
"	ERIN ROWE	1
"	SCOTT ADAMS	1
Regional BOE	Lisa DeRocini	1
"	Joseph Del Rocini	1
"	Megan DeRocini	1

MAIL-IN BALLOTS
GENERAL ELECTION
NOV. 6, 2018

TOWN: Gloucester Township

Race	Candidate	Tally
Regional BOE	Joseph DeRosa	11
Local BOE	Joseph DeRosa	11
Regional BOE	Sean Hargest	1
"	none	1
Local BOE	"	1
"	Quay Steele	1
"	Jennifer Steele	1
Regional BOE	Quay Steele	1
"	HARRY POTTER	1
"	William Ling	1
"	Kelli Ling	1
Local BOE	Blank	1
"	STAY PUT MARSHMALLOW MAN	1
House Rep.	Pope Francis	1
Regional BOE	Jay Jay Bow wow	1

MAIL-IN BALLOTS
GENERAL ELECTION
NOV. 6, 2018

TOWN: Gloucester Township

Race	Candidate	Tally
Regional BOE	DAVID HARG	11
"	Charles Pildis	1
"	Charles W. Pildis II	1
"	GRIFFY	1
Local BOE	stacey masinis	1
Senator	Hank Scheiber	1
House Rep.	Paul Hamlin	1
Regional BOE	J Stoeck	1
Local BOE	Carolyn Grenc	1
"	Jared Torres	1
Regional BOE	William Brown	1
Senate	Bruce Brinkman	1
Sherriff	Matthew V. Valente III	1
Free Public	Christina Elkroth	1
"	Amber Pallente	1

MAIL-IN BALLOTS
GENERAL ELECTION
NOV. 6, 2018

TOWN: Addison Twp

Race	Candidate	Tally
Local BOE	Cliff Prescott	1
"	Chris Cook	### ###
"	David Ricci	###-###-### ###-###-### ###-###-###
"	Christopher Cook	###
"	John Fisher	1
"	Ricci	1
"	Bob Galab	1
"	Cyn Marr	1
"	Bonnie Richards	1
"	Dave Ritchie	1
"	Amy Foley	###-### ###-###
"	Arthur Gorla	1
"	Dan Cook	1
"	Christopher Helfner	1
"	William Mann	###-###-### ###

MAIL-IN BALLOTS
GENERAL ELECTION
NOV. 6, 2018

TOWN: Greenfield Twp

Race	Candidate	Tally
US Senate	Joseph F. Guano	1
Fireboard	Not Vincent Squire	1
Reg. BOE	Gretzy	1
US Senate	John Doe	1
Reg. BOE	Michael Antonelli	1
"	James Weps	1
"	Dwayne Pretsch	1
"	Brian Farrell	1
"	Brian Maccarella	1
Feasolder	Martin Nolan	1
Regional BOE	Santa	1
"	Elliott Kacitang	1
"	Christina Guida	1
"	Derrick Dixon	1
Local BOE	Elliott Kacitang	1

MAIL-IN BALLOTS
GENERAL ELECTION
NOV. 6, 2018

TOWN: Haddon Township

Race	Candidate	Tally
Local BOE	Sharon Smith	1
"	Karen L. Dawson	1
"	Nancy Dreyer	1
"	Brandon Hochman	1
"	Boyan Dunn	1
"	Emily J. Biretoni	1
"	none	1
"	"	1
Franchiser	"	1
Local BOE	Cynthia Nelson	1
"	N/A	1
"	Timothy Esposito	1
"	Blank	1

MAIL-IN BALLOTS
GENERAL ELECTION
NOV. 6, 2018

TOWN: Haddon Twp

Race	Candidate	Tally
Local BOE	"Blank"	### / ###
"	Gray Roncace	### / ###
"	Lisa Carpeau	1
"	Zachary Borden	1
"	Melby Mause	1
"	Bonnie Richards	###
"	Gunny Marcini	1
"	Marian De Nino	1
US Senate	Bill Bradley	1
Local BOE	Alex Ricci	1
"	Marisa Pappas	1
"	John Kendall	1
"	Michael Musel	1
"	Nancy Ella Liebe	1
"	Cynthia Nelson Mann	###

MAIL-IN BALLOTS
GENERAL ELECTION
NOV. 6, 2018

TOWN: HADDON TOWNSHIP

Race	Candidate	Tally
Local BoE	DAVID RICCI	
"	William mann	
"	Emily van Elstrand	
"	Chris cook	
"	mann	
"	Joseph Finocchio	
"	Blank	
"	Patricia Bizzi	
"	Gary Eibey	
"	Sean McCormick	
"	Christopher Cook	
"	Bill Spaser	
"	William Hyden	
"	Charles Albano	
"	CAREY TRACK	

MAIL-IN BALLOTS
GENERAL ELECTION
NOV. 6, 2018

TOWN: Haddon Township

Race	Candidate	Tally
Local BoE	Jonathan Seligson	
"	Kevin Beas	
"	Bonnie Richards	
"	EDWARD L. DAVIS	
"	B. Mann	
"	Other	
"	William Lambrey	
"	Deck J. Tracca	
"	Cynthia A. Nelson Moore	
"	MARLEEN DEMERLO	
"	Bill Mann	
"	David Ricci	
"	Jan C. Briggs	
"	Joe Kuricli	
"	Christin Sherry	

MAIL-IN BALLOTS
GENERAL ELECTION
NOV. 6, 2018

TOWN: HADDON TOWNSHIP

Race	Candidate	Tally
Cocac Boe	MARC Wysocki	1
Shocill	Chris Suvazzo	1
Freeholder	Karen Glaser	1
"	Joseph Russell	1
Cocac Boe	Patrick Manganara	1
"	NICHOLAS SCHLOSSIE	1
"	Tom Mulligan	1
"	RonCase	1
"	Hinkle	1
"	Claudia Piontsi	1
"	Elizabeth A. Cullen	1
"	Will, Hales	1
"	Mary Nicolò	1
"	Doreli Furrow	1
"	Fred Vineberg	1

MAIL-IN BALLOTS
GENERAL ELECTION
NOV. 6, 2018

TOWN: HADDON TOWNSHIP

Race	Candidate	Tally
Cocac Boe	Cynthia A. Mark	1
"	Brian Martinelli	1
"	Michael Mann	1
"	CRISTO RONCACE	1
"	C. COOK	1
"	Chris Haffner	1
"	Kim John Stop	1
"	David Ricci	1 1 1 1 1
"	Sean McCreath	1
"	Scott DeCristofalo	1
"	John Lovell	1
"	Tim Scattergood	1
"	Jim Bresch	1
"	Joe Johnston	1
Sendee	Robert Supac	1

MAIL-IN BALLOTS
GENERAL ELECTION
NOV. 6, 2018

TOWN: Haddonfield

Race	Candidate	Tally
Local BOE	Cookie Morster	1
"	Mork Rose	1
"	Mickey Mouse	1
"	Mary Tager	1
"	Bob Marshall	1
"	Maasha Marshall	1
"	James Polero	11
"	Lil Dicky	1
"	Girly	1
"	Jim Polero	1
"	Ellen Stone	1
"	Leona madden	1
"	Kim Rockwell	1
"	ROY D. Ruggiero	1
Freeholder	Jason Kere	

MAIL-IN BALLOTS
GENERAL ELECTION
NOV. 6, 2018

TOWN: Haddonfield

Race	Candidate	Tally
Local BOE	Liam McTAGART	1
"	Galen Halzer	1
"	LARA MALONEY	1
"	SATWICK	1
"	Kimberly Finne	1
"	James J Polero	1
"	Steve Olimpio	1
House Rep.	Jim Johnson	1
Local BOE	John Duffy	1
"	Blank	1
Senator	Benjamin S. Purvey	1
Local BOE	Yuri Rosenfeld	1
"	Glean Beagle	1
"	Aruna Subramanian	1
"	Seime Crockett	1

MAIL-IN BALLOTS
GENERAL ELECTION
NOV. 6, 2018

TOWN: Haddonfield

Race	Candidate	Tally
Local BOE	Nath Weinstein	1
"	Steve Weinstein	1
"	Jessica Graham	1
"	Matt Rowley	1
"	Lisa Hurley	1
"	Jennifer Mehta	1
"	Elizabeth Ward	1
House of Reps	"Blank"	1
Local BOE	Luke Small	1
"	"Blank"	1
"	Debra Musbaum	1
"	Beth Glennon	1
"	Margaret Eyles	1

MAIL-IN BALLOTS
GENERAL ELECTION
NOV. 6, 2018

TOWN: Haddonfield

Race	Candidate	Tally
Local BOE	Jon Hughes	1
"	Ben Kochuvelli	1
"	Jack Tarditi	1
"	Xigawa Xu	1
"	Hubbell Knapp	1
House Rep	Alexander Ocasio-Cortez	1
Local BOE	Rachel Brown	1
"	Brett Mower	1
"	Matthew Ritter	1
Freholder	Stuart Baker	1
Senator	John Patterson	1
Local BOE	Shirley St. Rose	1
Senator	NONE	1

MAIL-IN BALLOTS
GENERAL ELECTION
NOV. 6, 2018

TOWN: Laurel Springs

Race	Candidate	Tally
Local BOE	Paul Blasko	"
Council	Paul Blasko	'
Council	Edward G. Odmaniski	'
Local BOE	Cindy Long	'
"	Larry Ottman	'
"	Larry Ottman	'
Council	Larry Ottman	'

MAIL-IN BALLOTS
GENERAL ELECTION
NOV. 6, 2018

TOWN: Hill-Nella

Race	Candidate	Tally
Sherrill	Max White	'
Local BOE	Robert Cunningham	'
"	RIT Joes	'
"	Debbie Weiner	'
Local BOE on year	Tom Whittaker	'
"	any Republican	'
Local BOE 2 year	"	'
Local BOE	"	'

MAIL-IN BALLOTS
GENERAL ELECTION
NOV. 6, 2018

TOWN: *Lindenwood*

Race	Candidate	Tally
Council	Sam Fields	
Senator	Dixie	
Local BOE unexpired	ABSTAIN	
Local BOE	" "	
Senator	" " / m.A.G.A.	
Council	Benita Klores	
" "	Sam Fields	
" "	WARREN maywood	
Local BOE unexpired	Catherine Leisner	
" "	Yen Sciera	
Local BOE	martha wilson	
Council	Frank A. Cavallaro	
Local BOE	marcelle Blackey	

MAIL-IN BALLOTS
GENERAL ELECTION
NOV. 6, 2018

TOWN: *Lawnside*

Race	Candidate	Tally
Council	Diane RAYSOR	
" "	ANTHONY Bland	
Local BOE	Diane RAYSOR	
" "	ANTHONY Bland	
" "	KETTLELL Johnson	
" "	John B. Chermello	
Member of Council	KETTLELL Johnson	
Local BOE	Tabetha Suidan Collier	
" "	Tabetha Collier	

MAIL-IN BALLOTS
GENERAL ELECTION
NOV. 6, 2018

TOWN: *Mechanicville*

Race	Candidate	Tally
Council	<i>Thomas U. Wolfjan</i>	'
"	<i>Thomas R. Wolfjan</i>	"
Mayor	<i>Wally B. Hussong, Jr</i>	'
Council Council Term	<i>Ronald Smith</i>	'
Local BOE	<i>LISA Smith</i>	'
Council	<i>Jess Stewart</i>	'
Local BOE	<i>Daniel Leata</i>	TH 1
"	<i>TRACY Thomas</i>	1
"	<i>Carlynn waters</i>	111
"	<i>Briana M. Latelle</i>	1
Council	<i>John Grassio</i>	11
Local BOE	<i>mike meGlow</i>	1
"	<i>Caroline waters</i>	1
Local BOE	<i>Michael Schafish</i>	1

MAIL-IN BALLOTS
GENERAL ELECTION
NOV. 6, 2018

TOWN: *Magpie*

Race	Candidate	Tally
Shrub	<i>Mickey Mouse</i>	'
Freeholder	<i>Who</i>	'
"	<i>What</i>	'
"	<i>Are you with</i>	'
Council	<i>Anyone Else</i>	'
"	<i>Please!</i>	'
Reg. BOE	<i>Me</i>	'
Local BOE <small>Unofficial</small>	<i>Me</i>	'
Local BOE	<i>Me</i>	"
Council	<i>Grace Richmond</i>	"
"	<i>Stephen Richmond</i>	"
Reg. BOE	<i>Rod Cliff</i>	'

MAIL-IN BALLOTS
GENERAL ELECTION
NOV. 6, 2018

TOWN: Merchantsville

Race	Candidate	Tally
Local BOE	Isaac Matutonis	
Council	Jessica Stewart	
Local BOE	Daniel Locke	
Council	John Crasso	
Local BOE	"Blank"	
Local BOE	Marcia McCallum	
"	Michael Callahan	
"	John	
"	Wendy Worman	
Council	James Moore	
Local BOE	Marie Hanna	
"	Angela Waldron	
Mayor	Brian Bendel	
Local BOE	Derek Stone	
Mayor	Nicholas Stefanacci	

MAIL-IN BALLOTS
GENERAL ELECTION
NOV. 6, 2018

TOWN: MT. EPHRAIM

Race	Candidate	Tally
Local BOE ^{unrecorded}	Sara Kuptera	
"	Jason Bobo	
"	Kim Paterson	
"	Stephanie Progenina Reschner	
"	John Griscorn	
"	Joseph Nelson	
Cold Box	Michael Rossato	
Local BOE ^{unrecorded}	Mike Rossato	
"	J Drew Cople	
"	Nick Salamone	
"	Victoria Balino	

MAIL-IN BALLOTS
GENERAL ELECTION
NOV. 6, 2018

TOWN: *Pennscotter*

Race	Candidate	Tally
Local BOE member	Kelly Harrison	1
"	Holly McWilliams	1
Local BOE	Rachel Schiavo	1
"	Todd McWilliams	1
"	Duncan Munier	1
SENATOR	Edward A. Lopez Ramos	1
Local BOE	Jim Harington	1

MAIL-IN BALLOTS
GENERAL ELECTION
NOV. 6, 2018

TOWN: *OPKIN*

Race	Candidate	Tally
Local BOE	Colly Sol	1
"	Ryan Drash	1
"	Chris Ferreri	1
COUNCIL	Richard K. Psolka	1
"	DEBORAH L. PSOLKA	1
Local BOE	MARK BECKER	1
COUNCIL	Peter Sheppard	1
" member	Ronald Casello	1

MAIL-IN BALLOTS
GENERAL ELECTION
NOV. 6, 2018

TOWN: Pennsylvania

Race	Candidate	Tally
Sheep	KEITH A LAYTON	11
Ball holders	" "	1
Local BOE	" "	111
Local BOE	" "	1
" "	Albert Layton	11
" "	ANTOINETTE LAYTON	1
" "	PATRICIA KOTRITY	1
" "	Olando Monaco	1
" "	Kate Lynn	1
" "	Alex Jones	1
" "	Ahmed Ahmed	1
" "	Mike Probasco	1
" "	John Coffey	1
" "	Ellen Douglas	11
" "	Shaun McGarrigle	1

MAIL-IN BALLOTS
GENERAL ELECTION
NOV. 6, 2018

TOWN: Pennsylvania

Race	Candidate	Tally
Local BOE	Deborah Mann	1
" "	Sarah Elizabeth Jones	1
" "	Anyone else	1
Local BOE	Anyone else	1
" "	CHARLES CAREY	1
Local BOE	MATT MADDAUIT	1
" "	BERNIE KOEPEL	1
" "	michael storcell	1
Local BOE	William Snyder	1
Local BOE	None	1
Local BOE	None	1
" "	Lonnie Monaco	1
Local BOE	Lonnie Monaco	1
" "	Brian Smith	1
" "	Kelly Harrison	11

MAIL-IN BALLOTS
GENERAL ELECTION
NOV. 6, 2018

TOWN: *Pennsauken*

Race	Candidate	Tally
Committee	Bill Chester	1
"	Robert Penland	1
Local BOE	Bill Chester	1
Local BOE	Ellen Sweeney	1
"	Dennis Bonney	1
"	Francis O'Donnell	1
"	Catrina Engstrom	1
"	Bradley Engimi	1
"	Michelle Anley	1
"	J. Lake Alston	1
Local BOE <i>Unmarked</i>	J. Lake Alston	1
"	Dave Hershey	1
Local BOE	Bonnie Taylor	1
"	Kelly Killion	1
"	Mike Dillon	1

MAIL-IN BALLOTS
GENERAL ELECTION
NOV. 6, 2018

TOWN: *Pennsauken*

Race	Candidate	Tally
Local BOE <i>Unmarked</i>	Ed Crenshaw	1
Local BOE	Ed Crenshaw	1
"	De McDonald	1
"	Paul Hayle	1
"	Maria Mause	1
"	Cinderella	1
"	Roadrunner	1
Local BOE <i>Unmarked</i>	Mickey Mouse	1
"	Orlando Monoco	1
"	Vince Sciala	1
"	S. Winkler	1
"	Kim Thross	1
"	Gerald Giddings	1
Local BOE	"Blank"	1

MAIL-IN BALLOTS
GENERAL ELECTION
NOV. 6, 2018

TOWN: Pine Hill

Race	Candidate	Tally
Council	Hank Self Roeder	1
"	Karin Krupke	1
Local BOE unexpired	JOE Remm	1
Local BOE	"	1
Local BOE unexpired	Martin mendetta	
" "	Liz O'Keefe	1
"	William Stone	11
Council	Andrew Scheller	1
Local BOE	Thomas Marino	1
"	NOC Sepulveda	1
"	ShawneeCava Sims	11
Local BOE unexpired	"	11
"	MARTY mendetta	111
"	Ken Stewart	1
Council	ShawneeCava Sims	1

MAIL-IN BALLOTS
GENERAL ELECTION
NOV. 6, 2018

TOWN: Pine Hill

Race	Candidate	Tally
Local BOE unexpired	Bridget Brown	1
"	James Bartford	1
"	Tynika Williams	1
"	Marty mendetta	11
Council	Thomas hort	1
"	Jackie hort	1
Local BOE unexpired on vac	Thomas hort	1
" 2 yrs	Janice hort	1
Local BOE	"	1
"	Thomas hort	1
Council	Martin mendetta	1
Local BOE	Glenda Bartle	1
"	Blane	11
"	MARK MEEHL	1
"	Elizabeth King	1

MAIL-IN BALLOTS
GENERAL ELECTION
NOV. 6, 2018

TOWN:

Race	Candidate	Tally
Council	Bill Mallory	1
Mayor	Scott Denny	1
Council	Scott Denny	1
Local Board	Scott Denny	1
Local Board	Scott Denny	1
Mayor	Daniel White	1
Mayor	Tristan Bateman	1
"	Dan White	1
Local Board	Naomi Davidson	1
Mayor	Francesco P. Giunta	1
Council	Joseph P. DiRanzo II	1
"	Jerome Tarmillo	1
Local Board	Michelle R. Mazza	1
Local Board	Cornelia Maccarelli	1
"	LISA Mayer	1

MAIL-IN BALLOTS
GENERAL ELECTION
NOV. 6, 2018

TOWN: Rumney

Race	Candidate	Tally
Mayor	Melanie Groushon	1
Council	Melanie Groushon	1
"	Kate Grooble	1
Local Board	Melanie Groushon	1
Local Board	Melanie Groushon	1
"	Kate Grooble	1
US Senate	James Florio	1
Mayor	Ed White	1
Council	Andrea Hobbs	1
"	Joseph Liponi 4th	1
"	Daniel Murray	1
Local Board	J. Doe	1
Council	Ed White	1
Mayor	Bill Mallory	1
Council	Sal Garibone	1

MAIL-IN BALLOTS
GENERAL ELECTION
NOV. 6, 2018

TOWN: Runnemede

Race	Candidate	Tally
Mayor	Edward White	1
"	Ed White	1 11
Council	Daniel Murray	1
"	Ed White	111
"	Goffy	1
"	Donald Duck	1
Mayor	Mickey Mouse	1
Local BOE member	Sue Anis	1
Local BOE	Big Dog	1
"	Joe Holshue	1
Freholder	Triston Baerman	1
Mayor	William DeLuzzi	1
Council	"	1
Local BOE	Casher Farmer	11

MAIL-IN BALLOTS
GENERAL ELECTION
NOV. 6, 2018

TOWN: Runnemede

Race	Candidate	Tally
Mayor	Nick Lopez	1
"	Ed White	11
Local BOE member	Robert Boyle	1
"		

MAIL-IN BALLOTS
GENERAL ELECTION
NOV. 6, 2018

TOWN: Somerdale

Race	Candidate	Tally
Regional BoE	James molton	
Local BoE	marc Ritz	
Regional BoE	Blank	
"	John Lang	
" / unrec'd	"	
Local BoE	"	
"	Meg Peterson	
Sheriff	Melissa Leiver	
Local BoE	Marc Ritz	
"	Tim Osman	
Regional BoE	Susan A. Landen	
"	Sam malat	
Regional BoE Unexpired Term	Stephane White	

MAIL-IN BALLOTS
GENERAL ELECTION
NOV. 6, 2018

TOWN: Runnemede

Race	Candidate	Tally
Local BoE	Florence Barnes	
Mayor	Sam Samborski	
Local BoE	"Blank"	
Mayor	Mattie Mulholand	
Mayor	Matthew Mulholand	
Council	Thomas Mulholand D	
Local BoE unrec'd	Crockettale Sans	
Local BoE	J. Bonah Jamason	
"	Hugh Mungus	
"	Stam Lee	

MAIL-IN BALLOTS
GENERAL ELECTION
NOV. 6, 2018

TOWN: Vauxhall

Race	Candidate	Tally
Twp Committee	NYSC	1
Local BOE	"Blank"	11
"	Donald Duck	1
Reg BOE	Mekey Moore	1
"	Tara Miera	1
"	"NO"	1
Local BOE	NO	1
Reg BOE	Thomas Torelli	1
"	Nolan Naphys	111
"	John Doe	1
"	"Blank"	11
"	Rejan Vasisht	1
"	TONN VORON	1
Local BOE	Blank	111
"	DOMINIQUE ARCUKO	1

MAIL-IN BALLOTS
GENERAL ELECTION
NOV. 6, 2018

TOWN: Vauxhall

Race	Candidate	Tally
House of Rep.	Kurt Raatz	11
Sheriff	" "	1
Freeholder	" "	1
"	Jessica Johnson	1
"	Ashling Ehrhardt	1
Twp Committee	Kurt Raatz	1
"	Jessica Johnson	1
Reg BOE	Kurt Raatz	1
"	Jessica Johnson	1
Local BOE	Kurt Raatz	1
"	Jessica Johnson	1
"	Thomas Ehrhardt	1
Reg BOE	Alison Hague	1
Local BOE	Margaret A. Goodier	1
Sheriff	Matthew Chakou	1

MAIL-IN BALLOTS
GENERAL ELECTION
NOV. 6, 2018

TOWN: *Voorhees*

Race	Candidate	Tally
Members Reg BOE	<i>Fred Sirochka</i>	<i>1</i>
" "	<i>Dean Mackie</i>	<i>1</i>
Members Local BOE	<i>Samie Davis, Jr</i>	<i>1</i>
" "	<i>Dan Quisla</i>	<i>1</i>
" "	<i>Tina Turner</i>	<i>1</i>
Members Reg BOE	<i>Steve Levin</i>	<i>1</i>
US Senate	<i>Edward J. Royce</i>	<i>1</i>
House of Rep	<i>" "</i>	<i>1</i>
Sherriff	<i>" "</i>	<i>1</i>
Firefighter	<i>" "</i>	<i>1</i>
TWP Committee	<i>" "</i>	<i>1</i>
Reg BOE	<i>" "</i>	<i>1</i>
Local BOE	<i>" "</i>	<i>1</i>
Regional BOE	<i>Anleen E Buchanan</i>	<i>1</i>
Local BOE	<i>James Imbricco</i>	<i>1</i>

MAIL-IN BALLOTS
GENERAL ELECTION
NOV. 6, 2018

TOWN: *Voorhees*

Race	Candidate	Tally
Reg. BOE	<i>Michael Maffei</i>	<i>1</i>
Reg. BOE	<i>Juliane Maffei</i>	<i>1</i>
Sherriff	<i>Gritty</i>	<i>1</i>
TWP Committee	<i>Gritty</i>	<i>1</i>
Reg BOE	<i>"Blax"</i>	<i>1</i>
Reg BOE	<i>James Beach</i>	<i>1</i>
Local BOE	<i>James Beach</i>	<i>1</i>
Firefighter	<i>Sally A. Lytte</i>	<i>1</i>
Local BOE	<i>DAN Austin</i>	<i>1</i>
Reg. BOE	<i>Donald Truro</i>	<i>1</i>
Local BOE	<i>Jim Dandy</i>	<i>1</i>
" "	<i>Slayer</i>	<i>1</i>
" "	<i>Dirt Mc Gark</i>	<i>1</i>
" "	<i>Jeannie Tabner</i>	<i>1</i>
TWP Committee	<i>Carmine</i>	<i>1</i>

MAIL-IN BALLOTS
GENERAL ELECTION
NOV. 6, 2018

TOWN: WACEFORD

Race	Candidate	Tally
Sheila	Alessary Caporaso	1
Local Boe	Blank	1
Committee	David Duch	1
"	ERIC ROMANINI	11
Local Boe	V.T. NICHOLAS	1
"	MARITA CORRAD	1
Committee	none of them	1
Local Boe	Stan Barnes	1
"	Steve Knickman	1
"	Dave Carman	1
"	Harold A. Robinson	11
Committee	ERIC ROMANINI	11

MAIL-IN BALLOTS
GENERAL ELECTION
NOV. 6, 2018

TOWN: WATERFORD

Race	Candidate	Tally
Local Boe	GRIFFY	1
Committee	Denise Ellington	11
"	Cameron Cooperfeld	1
"	Mickey Mose	1
Local Boe	Linda Fronec	1
"	Eddie Fisher	1
"	Cornie Darrell	1
Committee	William Ellington	1
"	Jake Ellington	1
Local Boe	"	1
"	Bill Ellington	1
"	Denise Ellington	1
"	Matthew Denato	1
Committee	John Black	1
Local Boe	Rosemary Murphy	1

MAIL-IN BALLOTS
GENERAL ELECTION
NOV. 6, 2018

TOWN: Winston ^{ward 1}

Race	Candidate	Tally
Local BOE	Stephanie Simmons	
" "	Charles Fritsche	
" "	Layla Fritsche	
" "	Jacob Fritsche	
" "	Blank	
Committee	Deborah Marshall	
Local BOE	Theresa Anne Ward Colligan	
" "	Stephanie Simmons	
Committee	John Marco	
" "	Jim Osborne	
Local BOE	Arena McClelland	
" "	NO VOTERS	
Committee	Aaron C. Smith	

MAIL-IN BALLOTS
GENERAL ELECTION
NOV. 6, 2018

TOWN: Winston ^{ward 1}

Race	Candidate	Tally
Local BOE	THERESA WARD	
" "	Malvin Turner	
" "	DINO CARADI	
Committee	JEFF FORTUNE	
" "	Ted Hollingshead	
Local BOE	Bob Hollingshead	
" "	MARCO GARDINES	
" "	Samuel Zinner	
" "	CORRIN SULLIVAN	
Committee	JAY GATSBY	
" "	Matthew moles SR.	
" "	Charles Lepo	
" "	BLANK	
" "	Charles M. Pochterkin	
Local BOE	Theresa Colligan	

MAIL-IN BALLOTS
GENERAL ELECTION
NOV. 6, 2018

TOWN: Winslow
Ward 2

Race	Candidate	Tally
Committee	Markus Ehrlich	1
Local BOE	Christopher Tomlin	1
" "	Joe Esposito Jr	1
" "	Makayla Hoffman	1
" "	Kieran Murphy	1
Committee	Joe Rudio	1
Local BOE	Joe Italiano	1
" "	Nancy M. Ribbee	1
" "	Caron Chamy	1
" "	Dawn Malloy	1
" "	AL Cooper	1
" "	Debra Thomas	1
Township Committee	Norman Griffith	1

MAIL-IN BALLOTS
GENERAL ELECTION
NOV. 6, 2018

TOWN: Winslow
Ward 2

Race	Candidate	Tally
Generator	Robert McMillan	1
Freeholder	" "	1
Committee	" "	1
Local BOE	" "	1
Committee	Gino M. Esposito	1
Local BOE	Joseph P. Esposito Jr	1
" "	Gino M. Esposito	1
" "	Gianna Esposito	1
Committee	James Osborn	1
Freeholder	Karl Walko	1
" "	Amber Pallante	1
" "	Soliman Thomas	1
Committee	Joseph MacDyRE	1
Local BOE	Michael Gerst	1
" "	Aneka McLeod	1

MAIL-IN BALLOTS
GENERAL ELECTION
NOV. 6, 2018

TOWN: Winslow
Ward 3

Race	Candidate	Tally
Local BOE	Dense Moran	1
"	Danielle A. Frede	1
"	Christopher Cuneo	1
"	William Loraine	1
"	Joseph Costello	1
Fireboard	Maryann Dunn	1
"	Amy Faunde Smith	1
Twp Committee	Andrew C. Rodstein	1
Local BOE	Jeff McBe	1
Twp Committee	Cherie Sanders	1
"	Jamie Plata, Sr.	1
Committee	Patric Curtis	1
Senator	Cory Booker	1
Fireboard	Caitlin B. Johnson	1

MAIL-IN BALLOTS
GENERAL ELECTION
NOV. 6, 2018

TOWN: Winslow
W4

Race	Candidate	Tally
Local BOE	Rob Nevitt	1
"	Ailson Dood	1

MAIL-IN BALLOTS
GENERAL ELECTION
NOV. 6, 2018

TOWN: Winslow WARD 4

Race	Candidate	Tally
Local BOE	Minnie mouse	
" "	BLANK	
Senator	Donald Norcross	
Committee	Ernest Smith	
Local BOE	Joseph K. Vanzoren	
Committee	Schewetty Balls	
Local BOE	Cynthia moree	
Committee	Edward Horowitz	
Local BOE	CAROL CHARNEY	
Senator	Jose D Ruiz	
Committee	mickly mouse	
Local BOE	" "	
" "	Donald Duck	
" "	minnie mouse	
" "	JAN MORAN	

MAIL-IN BALLOTS
GENERAL ELECTION
NOV. 6, 2018

TOWN: Winslow WARD 4

Race	Candidate	Tally
Senator	NHAM MANGWA	
House Rep	" "	
Sheriff	" "	
TREASURER	" "	
Committee	" "	
Local BOE	" "	
" "	F- SCRITO	
TREASURER	John Devine	
" "	Steve Gracie	
" "	MIKE BERRY	
Local BOE	John Devine	
Local BOE	MIKE BERRY	
" "	MIKE O'ROURKE	
Committee	PLUTO	
Local BOE	DAISY DUCK	

PROVISIONAL BALLOTS
GENERAL ELECTION
NOV. 6, 2018

TOWN: HADDON TWP

Race	Candidate	Tally
LOCAL BOE	DAVID RICCI	
"	RICCI	
"	DR. RUCKSON	I
"	CHRISTOPHER COOK	
"	AMY FOLEY	
"	CHRIS COOK	
"	CYNTHIA NELSON MARR	
"	CRAIG RONCE	
"	BILL MANN	
"	BLANK	
"	RONCE	
"	CINDI MARR	I
"	CYNTHIA MARR	
"	DAVE RICCI	
"	MANN	I

PROVISIONAL BALLOTS
GENERAL ELECTION
NOV. 6, 2018

TOWN: HADDON TWP

Race	Candidate	Tally
LOCAL BOE	FOLEY	I
"	CHRIS COOK	I
"	JOSEPH CAMPBELL	I
"	PETER LONGO	I
"	WILLIAM MANN	
"	KEVIN MORAN	I
"	MARIE UEZZI	I
"	MIKE RAUSCH	I
"	NOOSHIN HASEN	I

Municipality	Ballot	Office	Name	Number of Votes
PENNSAUKEN TWP.	Machine	Sheriff	Suzanne Paul	1
VOORHEES TWP.	Machine	Twp Comm	Ian Menewisch	1
VOORHEES TWP.	Machine	Twp Comm	Michael Katz	1
VOORHEES TWP.	Machine	Reg BOE	Michael Katz	1
VOORHEES TWP.	Machine	Reg BOE	Jorge Halili	1
VOORHEES TWP.	Machine	Local BOE	Michael Katz	1
WATERFORD TWP.	Machine	Freeholder	Maryann Merlino	1
WATERFORD TWP.	Machine	Freeholder	Maryann Merlino	1
WATERFORD TWP.	Machine	Twp Comm	Lauren Leigh	1
WATERFORD TWP.	Machine	Twp Comm	Sean Brennan	5
WATERFORD TWP.	Machine	Twp Comm	Julian Maresca	1
WATERFORD TWP.	Machine	Local BOE	Kathleen Wright	1
WATERFORD TWP.	Machine	Local BOE	Sean Brennan	1
WATERFORD TWP.	Machine	Local BOE	Andrew J Juliano	1
WINSLOW TWP. WARD 1	Machine	Sheriff	John A Lapollo	1
WINSLOW TWP. WARD 1	Machine	Sheriff	Noone	1
WINSLOW TWP. WARD 1	Machine	Twp Comm	John A Lapollo	1
WINSLOW TWP. WARD 1	Machine	Twp Comm	Brian Sacco	1
WINSLOW TWP. WARD 1	Machine	Local BOE	John A Lapollo	1
WINSLOW TWP. WARD 4	Machine	US Senate	Donald Norcross	1
WINSLOW TWP. WARD 4	Machine	Twp Comm	John Guthrie	1
WINSLOW TWP. WARD 4	Machine	Twp Comm	Don Trump	1
WINSLOW TWP. WARD 4	Machine	Local BOE	Raymond	1
WINSLOW TWP. WARD 4	Machine	Local BOE	John Guthrie	1
WINSLOW TWP. WARD 4	VBM	Twp Comm	Lee Gorlin	1

PUBLIC QUESTION NO. 1

<p>YES</p>	<p style="text-align: center;">SECURING OUR CHILDREN’S FUTURE BOND ACT</p> <p>Do you approve the “Securing Our Children’s Future Bond Act”? This bond act authorizes the State to issue bonds in the aggregate principal amount of \$500 million. The money from the sale of the bonds would be used to provide grants to schools, school districts, county vocational school districts, and county colleges. Money from the grants would be used to build, equip, and expand facilities to increase career and technical education program capacity. Money would also be used for school security upgrades and school district water infrastructure improvement projects.</p>
<p>NO</p>	<p style="text-align: center;">INTERPRETIVE STATEMENT</p> <p>This act would allow the State to borrow a total principal amount of \$500 million. This money would be used to provide grants to county vocational school districts and county colleges to construct and equip buildings to increase capacity in career and technical education programs. The money would also be used to provide grants for school security projects at kindergarten through grade 12 schools. The money would also be used to provide grants for school district water infrastructure improvement projects. Three hundred fifty million dollars would support county vocational school district projects and school security projects. Fifty million dollars would support county college projects. One hundred million dollars would support school district water infrastructure improvement projects.</p>

CAMDEN CITY SCHOOL BOARD

PROPOSAL

Shall the Camden City Board of Education remain a Type I school district with the Board of Education members appointed by the Mayor of the City of Camden?

_____ Yes

_____ No

INTERPRETIVE STATEMENT

A vote of YES will result in members of the Camden City Board of Education being appointed by the Mayor, as is the current practice.

A vote of NO will result in members of the Camden City Board of Education being elected by the voters as their current terms expire.

MT. EPHRAIM BOROUGH

MUNICIPAL QUESTION

“Shall the wastewater utility (sewer) system be sold to New Jersey American Water Co. for the sum of \$1.4 million dollars (\$1,400,000.00)? Yes ___ No ___

INTERPRETIVE STATEMENT

“If a majority of the legal voters of the Borough vote “Yes,” the Borough may proceed with the sale of the wastewater utility (sewer) system to New Jersey American Water Co. for the sum of \$1.4 million dollars. The sale shall require New Jersey American Water Co. to provide for and maintain all sewer services to customers of the Borough’s sewer system and make capital improvements to the sewer system. Current sewer service rates shall not change for a period of two (2) years following the sale and may not increase by more than a maximum of 3% in years three, four and five following the sale. All rates shall be subject to approval by the New Jersey Board of Public Utilities. New Jersey American Water Co. shall also pay the sum of \$100,000.00 toward the Borough’s expenses incurred in the sale.

If the majority of the legal voters of the Borough vote “No”, the Borough shall not be permitted to proceed with the sale.”

STRATFORD SCHOOL BOARD

PROPOSAL

The Board of Education of the borough of Stratford, in the County of Camden ("School District") is authorized to raise an additional \$76,000.00 for two (2) School Resource Officers to provide security to students at each building within the school day. Each Resource Officer would be a full time position, working the hours of the school day at a salary of \$38,000.00 without benefits. Approval of these taxes will result in a permanent increase in the district's tax levy increasing the appropriation line number 11-000-266-110 Security Personnel Salaries.

WE DO HEREBY CERTIFY that the foregoing is a true, full and correct statement of the results of the election herein mentioned, as the same is exhibited by the statements produced and laid before the board of county canvassers according to law, and that the same exhibits the number of the names in the signature copy registers and the registers of voters, the number of names of the voters in the poll-books of the election districts, respectively, and of the ballots rejected, the whole number of names in the signature copy registers and the registers of voters, the whole number of names of the voters in the poll-books of the several election districts, the name of each person for whom any vote or votes were cast, the number of votes cast for each person in each election district, and the whole number of votes cast for each person for each office designated, the whole number of districts in each election district and the whole number of votes cast thereupon in the several election districts as they appear by the statements so produced and laid before the said Board.


IN WITNESS WHEREOF, we have hereunto set our hands, this Nineteenth day of November, in the year of our Lord, Two Thousand Eighteen.


Attest:


DONNA MARIE ROBINSON TAYLOR, Chairperson
Board of County Canvassers


RICHARD AMBROSINO, Secretary
Board of County Canvassers


NOVELLA STARKS HINSON, Member
Board of County Canvassers


R. JOHN CUSTODIO, Member
Board of County Canvassers


JOSEPH RIPA, Clerk
Board of County Canvassers


A STATEMENT of the determination of the BOARD OF COUNTY CANVASSERS, relative to an election held in the County of Camden, on the Sixth day of November, in the year of our Lord, Two Thousand Eighteen, for the election of:

- UNITED STATES SENATOR,
- MEMBERS OF THE HOUSE OF REPRESENTATIVES, 1ST & 2ND CONGRESSIONAL DISTRICTS,
- MEMBER OF THE GENERAL ASSEMBLY – UNEXPIRED TERM (5TH LEGISLATIVE DISTRICT),
- SHERIFF, THREE MEMBERS OF THE BOARD OF CHOSEN FREEHOLDERS,
- ONE STATE PUBLIC QUESTION
- ALL MUNICIPAL OFFICES & QUESTIONS IN CAMDEN COUNTY,
- ALL REGIONAL & LOCAL SCHOOL BOARD CANDIDATES & QUESTIONS

I DO HEREBY CERTIFY that the foregoing is a true, full and correct statement of the determination of the Board of Canvassers therein mentioned.

IN WITNESS WHEREOF, I have hereunto set my hand, this Nineteenth day of November, in the year of our Lord, Two Thousand Eighteen.

Attest:


JOSEPH RIPA, Clerk
Board of County Canvassers


DONNA MARIE ROBINSON TAYLOR, Chairperson
Board of County Canvassers