

COUNTY OF CAMDEN

OFFICIAL
ELECTION
RESULTS

2021 General Election
November 2, 2021



Making It Better, Together.

CAM_20211102_E
November 2, 2021
Summary Report
Camden County
OFFICIAL RESULTS

Registration & Turnout	398,229	Voters	State Senate 8th District (cont'd...)	(19)	19/19	100.00%	
Machine Turnout	73,183	18.38%	Write-In		6	0.07%	
Mail-In Ballot Turnout	68,783	17.27%					
Provisional Turnout	6,034	1.52%					
Rejected Ballots Turnout	0	0.00%					
Emergency Turnout	0	0.00%					
Early Voting Turnout	3,438	0.86%					
Total ...	151,438	38.03%	Total ...		9,098	100.00%	
Governor/Lt. Governor	(343)	343/343	100.00%	General Assembly 4th District	(77)	77/77	100.00%
Under Votes: 1401				Under Votes: 4468			
Over Votes: 568				Over Votes: 160			
DEM - MURPHY/Oliver	92,162	61.66%	DEM - Paul D. MORIARTY		21,743	29.80%	
REP - CIATTARELLI/Allen	56,016	37.48%	DEM - Gabriela M. MOSQUERA		21,149	28.99%	
IND - MELE/Brownstein	592	0.40%	REP - Denise GONZALEZ		14,678	20.12%	
IND - HOFFMAN/Warburton	431	0.29%	REP - Patricia KLINE		14,754	20.22%	
IND - KUNIANSKY/Sahner	191	0.13%	IND - Nicholas MAGNER		603	0.83%	
Write-In	77	0.05%	Write-In		29	0.04%	
Total ...	149,469	100.00%	Total ...		72,956	100.00%	
State Senate 4th District	(77)	77/77	100.00%	General Assembly 5th District	(95)	95/95	100.00%
Under Votes: 1347				Under Votes: 4882			
Over Votes: 10				Over Votes: 28			
DEM - Fred H. MADDEN	22,660	60.53%	DEM - William F. MOEN, JR.		18,593	33.15%	
REP - Stephen H. PAKRADOONI, JR.	14,749	39.40%	DEM - William W. SPEARMAN		18,303	32.63%	
Write-In	26	0.07%	REP - Sean SEPSEY		9,399	16.76%	
Total ...	37,435	100.00%	REP - Samuel DI MATTEO		9,773	17.42%	
State Senate 5th District	(95)	95/95	100.00%	Write-In		22	0.04%
Under Votes: 1365				Total ...		56,090	100.00%
Over Votes: 12				General Assembly 6th District	(152)	152/152	100.00%
DEM - Nilsa CRUZ-PEREZ	19,259	66.13%	DEM - Louis D. GREENWALD		46,088	33.42%	
REP - Clyde COOK	9,843	33.80%	DEM - Pamela R. LAMPITT		45,227	32.80%	
Write-In	21	0.07%	REP - Ed FARMER		23,483	17.03%	
Total ...	29,123	100.00%	REP - Richard SUPER		23,016	16.69%	
State Senate 6th District	(152)	152/152	100.00%	Write-In		74	0.05%
Under Votes: 2286				Total ...		137,888	100.00%
Over Votes: 15				General Assembly 8th District	(19)	19/19	100.00%
DEM - James BEACH	46,110	65.49%	DEM - Mark NATALE		4,239	23.82%	
REP - John FOLEY	24,228	34.41%	DEM - Allison ECKEL		4,259	23.93%	
Write-In	66	0.09%	REP - Michael TORRISSI, JR.		4,740	26.64%	
Total ...	70,404	100.00%	REP - Brandon UMBA		4,553	25.58%	
State Senate 8th District	(19)	19/19	100.00%	Write-In		5	0.03%
Under Votes: 342				Total ...		17,796	100.00%
Over Votes: 1				Sheriff	(343)	343/343	100.00%
DEM - Dawn Marie ADDIEGO	4,449	48.90%	DEM - Gilbert L. 'Whip' WILSON		100,348	99.05%	
REP - Jean STANFIELD	4,643	51.03%	Under Votes: 50119				
			Over Votes: 4				

CAM_20211102_E
November 2, 2021
Summary Report
Camden County
OFFICIAL RESULTS

Sheriff (cont'd...)	(343)	343/343	100.00%	Berlin Boro Council (cont'd...)	(5)	5/5	100.00%
Write-In		967	0.95%	Write-In		38	1.56%
Total ...		101,315	100.00%	Total ...		2,441	100.00%
Board of County Commissioners	(343)	343/343	100.00%	Berlin Twp Mayor	(4)	4/4	100.00%
Under Votes: 34012				Under Votes: 488			
Over Votes: 153				Over Votes: 0			
DEM - Jeffrey L. NASH		89,077	21.20%	DEM - Phyllis JEFFRIES MAGAZZU		1,243	83.03%
DEM - Melinda KANE		88,457	21.05%	Write-In		124	8.28%
DEM - Almar DYER		85,788	20.42%	NON - Gerard Petersen		130	8.68%
REP - Johanna SCHEETS		51,936	12.36%	Total ...		1,497	100.00%
REP - Jennifer MOORE		53,303	12.69%				
REP - Rachel BOBERG		51,397	12.23%	Berlin Twp Council	(4)	4/4	100.00%
Write-In		191	0.05%	Under Votes: 1126			
Total ...		420,149	100.00%	Over Votes: 0			
Audubon Park Council	(1)	1/1	100.00%	DEM - Frank EPIFANIO		1,215	42.72%
Under Votes: 235				DEM - Mark REID		1,223	43.00%
Over Votes: 0				Write-In		202	7.10%
DEM - Cathleen LOWE		235	42.81%	NON - Bryan Ketchum		103	3.62%
DEM - Amy PARATORE		232	42.26%	NON - Joshua Payne		101	3.55%
IND - Kirsten STOKES		67	12.20%	Total ...		2,844	100.00%
Write-In		15	2.73%				
Total ...		549	100.00%	Brooklawn Council	(1)	1/1	100.00%
Barrington Council	(5)	5/5	100.00%	Under Votes: 318			
Under Votes: 241				Over Votes: 0			
Over Votes: 2				DEM - Julie MC CLEARY		316	48.62%
DEM - Michael DRUMM		1,393	29.56%	DEM - Patricia MC CONNELL		322	49.54%
DEM - Shawn LUDWIG		1,299	27.56%	Write-In		12	1.85%
REP - Nicholas ALVINI		983	20.86%	Total ...		650	100.00%
REP - Kenneth W. KRUPINSKI		1,032	21.90%				
Write-In		6	0.13%	Camden City Mayor	(40)	40/40	100.00%
Total ...		4,713	100.00%	Under Votes: 912			
Bellmawr Council	(7)	7/7	100.00%	Over Votes: 82			
Under Votes: 2325				DEM - Victor CARSTARPHEN		5,885	91.27%
Over Votes: 0				IND - Theo SPENCER		437	6.78%
DEM - Steven B. HAGERTY		2,026	48.67%	IND - Jennifer A. HUSE		104	1.61%
DEM - Craig R. WILHELM		2,046	49.15%	Write-In		22	0.34%
Write-In		91	2.19%	Total ...		6,448	100.00%
Total ...		4,163	100.00%				
Berlin Boro Council	(5)	5/5	100.00%	Camden City Council At-Large	(40)	40/40	100.00%
Under Votes: 3287				Under Votes: 4295			
Over Votes: 0				Over Votes: 3			
IND - Jake MILLER		1,224	50.14%	DEM - Angel FUENTES		6,112	33.90%
IND - Patricia CUMMINGS		1,179	48.30%	DEM - Sheila DAVIS		6,050	33.56%
				DEM - Nohemi G. SORIA-PEREZ		5,809	32.22%
				Write-In		57	0.32%
				Total ...		18,028	100.00%

CAM_20211102_E
November 2, 2021
Summary Report
Camden County
OFFICIAL RESULTS

<p>Camden Council Wd 2 UNEX (11) 11/11 100.00%</p> <hr/> <p>Under Votes: 273 Over Votes: 0</p> <p>DEM - Christopher R. COLLINS 1,887 99.84% Write-In 3 0.16%</p> <p style="text-align: right;">Total ... 1,890 100.00%</p>	<p>Gloucester City Mayor UNEX (8) 8/8 100.00%</p> <hr/> <p>Under Votes: 819 Over Votes: 0</p> <p>DEM - Dayl R. BAILE 1,748 97.54% Write-In 44 2.46%</p> <p style="text-align: right;">Total ... 1,792 100.00%</p>
<p>Cherry Hill Council (48) 48/48 100.00%</p> <hr/> <p>Under Votes: 7324 Over Votes: 32</p> <p>DEM - David FLEISHER 16,590 16.48% DEM - Carole ROSKOPH 16,246 16.14% DEM - Sangeeta DOSHI 16,069 15.96% DEM - William A. CARTER, III 15,978 15.87% REP - Nicole NANCE 9,034 8.97% REP - David LODGE 8,890 8.83% REP - Rossana PARSONS 8,843 8.78% REP - Diane C. CARR 9,010 8.95% Write-In 24 0.02%</p> <p style="text-align: right;">Total ... 100,684 100.00%</p>	<p>Gloucester City Council-At-Large UNEX (8) 8/8 100.00%</p> <hr/> <p>Under Votes: 119 Over Votes: 13</p> <p>DEM - Robert J. PAGE 1,392 56.15% REP - Jason FANNING 809 32.63% IND - Sara O'BRIEN 276 11.13% Write-In 2 0.08%</p> <p style="text-align: right;">Total ... 2,479 100.00%</p>
<p>Chesilhurst Council (1) 1/1 100.00%</p> <hr/> <p>Under Votes: 310 Over Votes: 0</p> <p>DEM - Pearlle C. LEE 299 50.34% DEM - Cathleen JORDAN 289 48.65% Write-In 6 1.01%</p> <p style="text-align: right;">Total ... 594 100.00%</p>	<p>Gloucester City Council Ward 1 (3) 3/3 100.00%</p> <hr/> <p>Under Votes: 249 Over Votes: 0</p> <p>DEM - George BERGLUND 575 97.79% Write-In 13 2.21%</p> <p style="text-align: right;">Total ... 588 100.00%</p>
<p>Clementon Council (3) 3/3 100.00%</p> <hr/> <p>Under Votes: 140 Over Votes: 2</p> <p>DEM - Robert L. DORSEY 690 29.59% DEM - David CORNWELL 697 29.89% REP - Lynn LOFLAND 494 21.18% REP - William WEYLAND 446 19.13% Write-In 5 0.21%</p> <p style="text-align: right;">Total ... 2,332 100.00%</p>	<p>Gloucester City Council Ward 2 (3) 3/3 100.00%</p> <hr/> <p>Under Votes: 305 Over Votes: 0</p> <p>DEM - James JOHNSON 729 97.20% Write-In 21 2.80%</p> <p style="text-align: right;">Total ... 750 100.00%</p>
<p>Gibbsboro Council (2) 2/2 100.00%</p> <hr/> <p>Under Votes: 699 Over Votes: 0</p> <p>IND - Michael F. MAC FERREN 490 49.45% IND - Glenn WERNER 478 48.23% Write-In 23 2.32%</p> <p style="text-align: right;">Total ... 991 100.00%</p>	<p>Gloucester City Council Ward 3 (2) 2/2 100.00%</p> <hr/> <p>Under Votes: 265 Over Votes: 0</p> <p>DEM - Nancy BAUS 446 98.24% Write-In 8 1.76%</p> <p style="text-align: right;">Total ... 454 100.00%</p>
<p>Gloucester Twp Council (40) 40/40 100.00%</p> <hr/> <p>Under Votes: 3622 Over Votes: 105</p> <p>DEM - Michelle L. WINTERS 9,640 16.49%</p>	<p>Gloucester Twp Mayor (40) 40/40 100.00%</p> <hr/> <p>Under Votes: 652 Over Votes: 78</p> <p>DEM - David R. MAYER 9,641 48.22% REP - Joseph F. DAMICO, III 7,549 37.76% IND - Samuel E. SWEET 2,792 13.96% Write-In 11 0.06%</p> <p style="text-align: right;">Total ... 19,993 100.00%</p>

CAM_20211102_E
November 2, 2021
Summary Report
Camden County
OFFICIAL RESULTS

Gloucester Twp Council (cont'd...)	(40)	40/40	100.00%	Lindenwold Council UNEX	(9)	9/9	100.00%
DEM - Carolyn D. GRACE		9,494	16.25%	Under Votes: 849			
DEM - Dan HUTCHISON		9,467	16.20%	Over Votes: 0			
REP - Natalie L. RIVERA		7,850	13.43%	DEM - Walter F. LENKOWSKI		2,507	99.21%
REP - Raymond E. HENRY, JR.		7,747	13.26%	Write-In		20	0.79%
REP - Theodore M. LIDDELL		7,662	13.11%			Total ...	2,527 100.00%
IND - Joseph L. ALLEN, JR.		2,201	3.77%	Lindenwold Council	(9)	9/9	100.00%
IND - Shaylynn I. LATTIE		2,166	3.71%	Under Votes: 1722			
IND - Dawn J. SABELLA		2,207	3.78%	Over Votes: 2			
Write-In		8	0.01%	DEM - Cheryle RANDOLPH-SHARPE		2,516	50.04%
Total ...		58,442	100.00%	DEM - Odessa PATTON		2,476	49.24%
Haddon Heights Council	(7)	7/7	100.00%	Write-In		36	0.72%
Under Votes: 266						Total ...	5,028 100.00%
Over Votes: 0				Magnolia Council	(4)	4/4	100.00%
DEM - Christopher MORGAN		2,014	30.62%	Under Votes: 782			
DEM - Kathryn RUSSO		2,011	30.57%	Over Votes: 0			
REP - Kimberley STUART		1,295	19.69%	DEM - Richard V. KRAUSE, JR.		945	50.05%
REP - Kevin EHRET		1,256	19.09%	DEM - Shawn PARKER		928	49.15%
Write-In		2	0.03%	Write-In		15	0.79%
Total ...		6,578	100.00%			Total ...	1,888 100.00%
Hi-Nella Council	(1)	1/1	100.00%	Merchantville Council	(3)	3/3	100.00%
Under Votes: 211				Under Votes: 580			
Over Votes: 0				Over Votes: 4			
Write-In		9	47.37%	DEM - Cindy MORALES-BUTTS		780	41.40%
NON - Kris Muska		8	42.11%	DEM - Daniel J. SPERRAZZA		791	41.99%
NON - Glenn Martin		1	5.26%	IND - Adam WALLACE		295	15.66%
NON - Kevin Byrne		1	5.26%	Write-In		18	0.96%
Total ...		19	100.00%			Total ...	1,884 100.00%
Laurel Springs Council	(2)	2/2	100.00%	Oaklyn Council	(4)	4/4	100.00%
Under Votes: 570				Under Votes: 517			
Over Votes: 0				Over Votes: 0			
DEM - Susan M. DI GREGORIO		394	46.46%	DEM - Christopher WALTERS		1,005	38.94%
REP - James W. REDSTREAKE		434	51.18%	DEM - Nancy MAC GREGOR		1,062	41.15%
Write-In		20	2.36%	REP - Dominic J. LONGO, III		501	19.41%
Total ...		848	100.00%	Write-In		13	0.50%
Lawnside Council	(2)	2/2	100.00%			Total ...	2,581 100.00%
Under Votes: 260				Pennsauken Twp Committee UNEX 1YR	(24)	24/24	100.00%
Over Votes: 0				Under Votes: 2239			
DEM - Ronald DE ABREU		890	48.63%	Over Votes: 0			
DEM - Dawn WRIGHT-MC LEOD		932	50.93%	DEM - Nicole ROBERTS		6,352	99.08%
Write-In		8	0.44%	Write-In		59	0.92%
Total ...		1,830	100.00%			Total ...	6,411 100.00%

CAM_20211102_E
November 2, 2021
Summary Report
Camden County
OFFICIAL RESULTS

Pennsauken Twp Committee UNEX 2YR (24) 24/24 100.00%
 Under Votes: 2190
 Over Votes: 0

DEM - Patrick OLIVO 6,413 99.27%
 Write-In 47 0.73%

Total ... 6,460 100.00%

Pennsauken Twp. Committee (24) 24/24 100.00%
 Under Votes: 4682
 Over Votes: 0

DEM - Jessica RAFEH 6,339 50.24%
DEM - Marco DI BATTISTA 6,207 49.19%
 Write-In 72 0.57%

Total ... 12,618 100.00%

Pine Hill Council (6) 6/6 100.00%
 Under Votes: 1565
 Over Votes: 0

DEM - John ROBB 1,793 49.63%
DEM - Thomas KNOTT, JR. 1,791 49.57%
 Write-In 29 0.80%

Total ... 3,613 100.00%

Runnemede Council (6) 6/6 100.00%
 Under Votes: 1895
 Over Votes: 0

DEM - Eleanor KELLY 1,594 49.37%
DEM - Craig LAUBENSTEIN 1,550 48.00%
 Write-In 85 2.63%

Total ... 3,229 100.00%

Somerdale Council (4) 4/4 100.00%
 Under Votes: 906
 Over Votes: 0

DEM - George C. EHRMANN 1,188 49.01%
DEM - George W. BADEY, JR. 1,219 50.29%
 Write-In 17 0.70%

Total ... 2,424 100.00%

Stratford Council (6) 6/6 100.00%
 Under Votes: 189
 Over Votes: 0

DEM - Stephen GANDY 1,232 26.82%
DEM - James KELLY 1,282 27.91%
 REP - Stephen GAGLIARDI 1,074 23.38%
 REP - Leonard NESTER 997 21.71%
 Write-In 8 0.17%

Total ... 4,593 100.00%

Tavistock Commissioners (0)
 Under Votes: 0
 Over Votes: 0

NON - Joseph DEL DUCA 5 33.33%
NON - Colin MACK-ALLEN 5 33.33%
NON - Mindy DEL DUCA 5 33.33%
 Write-In 0 0.00%

Total ... 15 100.00%

Voorhees Twp. Committee (19) 19/19 100.00%
 Under Votes: 6191
 Over Votes: 0

DEM - Michelle NOCITO 6,852 49.92%
DEM - Jason RAVITZ 6,678 48.66%
 Write-In 195 1.42%

Total ... 13,725 100.00%

Waterford Twp. Committee (8) 8/8 100.00%
 Under Votes: 497
 Over Votes: 27

 REP - Joel S. THOMPSON 1,613 46.67%
IND - Andrew L. WADE 1,835 53.10%
 Write-In 8 0.23%

Total ... 3,456 100.00%

Winslow Twp. Committee Ward 1 (6) 6/6 100.00%
 Under Votes: 160
 Over Votes: 1

 DEM - Robert STIMELSKI 1,500 46.38%
REP - Brandon GLIKAS 1,731 53.53%
 Write-In 3 0.09%

Total ... 3,234 100.00%

Winslow Twp. Committee Ward 2 (6) 6/6 100.00%
 Under Votes: 1141
 Over Votes: 0

DEM - Carlos A. VASCOS 2,197 98.30%
 Write-In 38 1.70%

Total ... 2,235 100.00%

Winslow Twp. Committee Ward 3 (5) 5/5 100.00%
 Under Votes: 93
 Over Votes: 0

DEM - Raymond WATKINS, JR. 1,967 87.81%
 REP - Antor MIHA 272 12.14%
 Write-In 1 0.04%

Total ... 2,240 100.00%

CAM_20211102_E
November 2, 2021
Summary Report
Camden County
OFFICIAL RESULTS

<p>Winslow Twp. Committee Ward 4 (5) 5/5 100.00%</p> <hr/> <p>Under Votes: 811 Over Votes: 0</p> <p>DEM - John WILSON 2,359 99.12% Write-In 21 0.88%</p> <p style="text-align: right;">Total ... 2,380 100.00%</p>	<p>Sterling Regional Member BOE Stratfor (6) 6/6 100.00%</p> <hr/> <p>Under Votes: 913 Over Votes: 0</p> <p>NON - Brian HEALEY 1,404 94.99% Write-In 74 5.01%</p> <p style="text-align: right;">Total ... 1,478 100.00%</p>
<p>Woodlynne Council (2) 2/2 100.00%</p> <hr/> <p>Under Votes: 176 Over Votes: 0</p> <p>DEM - Sharon EARLEY 270 49.27% DEM - Wilfredo RODRIGUEZ 264 48.18% Write-In 14 2.55%</p> <p style="text-align: right;">Total ... 548 100.00%</p>	<p>Local BOE-Audubon Boro/Park (9) 9/9 100.00%</p> <hr/> <p>Under Votes: 6592 Over Votes: 0</p> <p>NON - James BLUMENSTEIN 2,080 40.63% NON - Allison COX 2,140 41.80% Write-In 715 13.96% NON - Andrea Robinson 62 1.21% NON - Kelly Tomeo 67 1.31% NON - Vanessa Whalen 56 1.09%</p> <p style="text-align: right;">Total ... 5,120 100.00%</p>
<p>Black Horse Pike Regional Member BOE (40) 40/40 100.00%</p> <hr/> <p>Under Votes: 22840 Over Votes: 288</p> <p>NON - Shana V. MOSLEY 7,985 20.45% NON - Jennifer J. STORER 8,976 22.99% NON - Jerry 'Jay' MC MULLIN 8,015 20.53% NON - Matthew JEFFERSON 6,287 16.10% NON - Linda K. GILCH 7,603 19.47% Write-In 175 0.45%</p> <p style="text-align: right;">Total ... 39,041 100.00%</p>	<p>Local BOE-Barrington Boro UNEX (5) 5/5 100.00%</p> <hr/> <p>Under Votes: 2401 Over Votes: 0</p> <p>Write-In 62 80.52% NON - Adam Elgart 2 2.60% NON - Sherry Chin-Glaser 2 2.60% NON - Jennifer Sands 4 5.19% NON - Kristin Lampe 4 5.19% NON - David Moore 3 3.90%</p> <p style="text-align: right;">Total ... 77 100.00%</p>
<p>Eastern Cam Co Regional Member BOE (19) 19/19 100.00%</p> <hr/> <p>Under Votes: 8025 Over Votes: 10</p> <p>NON - Robert L. CAMPBELL 5,915 49.79% NON - Veronica PARKER 5,853 49.26% Write-In 113 0.95%</p> <p style="text-align: right;">Total ... 11,881 100.00%</p>	<p>Local BOE - Barrington Boro (5) 5/5 100.00%</p> <hr/> <p>Under Votes: 4865 Over Votes: 0</p> <p>NON - Mark CORREA 1,239 48.23% NON - Matthew EDWARDS 1,232 47.96% Write-In 82 3.19% NON - David Moore 5 0.19% NON - Jennifer Sands 3 0.12% NON - Kristin Lampe 8 0.31% NON - Adam Elgart 0 0.00%</p> <p style="text-align: right;">Total ... 2,569 100.00%</p>
<p>Sterling Regional BOE-Magnolia Boro (4) 4/4 100.00%</p> <hr/> <p>Under Votes: 490 Over Votes: 0</p> <p>NON - Daniel RADCLIFF 839 99.29% Write-In 6 0.71%</p> <p style="text-align: right;">Total ... 845 100.00%</p>	<p>Local BOE- Bellmawr Boro (7) 7/7 100.00%</p> <hr/> <p>Under Votes: 2847 Over Votes: 0</p> <p>NON - Robert FOWLER 1,802 49.49% NON - Michael J. WILLIAMS 1,798 49.38% Write-In 41 1.13%</p> <p style="text-align: right;">Total ... 3,641 100.00%</p>
<p>Sterling Regional Member BOE Somers (4) 4/4 100.00%</p> <hr/> <p>Under Votes: 1615 Over Votes: 0</p> <p>Write-In 34 68.00% NON - Emily Reich 12 24.00% NON - Lizmery Perez 2 4.00% NON - Monique Howard 2 4.00%</p> <p style="text-align: right;">Total ... 50 100.00%</p>	

CAM_20211102_E
November 2, 2021
Summary Report
Camden County
OFFICIAL RESULTS

Local BOE- Berlin Boro	(5)	5/5	100.00%	Local BOE Camden City (cont'd...)	(40)	40/40	100.00%
Under Votes: 2860				NON - N'Namdee NELSON		2,546	22.16%
Over Votes: 72				NON - Vida Neil ROSIJI		1,177	10.25%
NON - Michael P. MC GOWAN		798	14.10%	Write-In		36	0.31%
NON - Brandy TITUS		813	14.36%	Total ...		11,488	100.00%
NON - Jeffrey M. GREENBERG		801	14.15%				
NON - Craig W. BOOKWALTER		639	11.29%	Local BOE- Cherry Hill Township	(48)	48/48	100.00%
NON - Jeannine FOSTER		921	16.27%	Under Votes: 22933			
NON - Alison MOYER		929	16.41%	Over Votes: 645			
NON - Michael Ann BIRD		743	13.13%	NON - Jennifer FLEISHER		12,982	22.60%
Write-In		16	0.28%	NON - Nicholas J. GAUDIO, JR		5,610	9.76%
Total ...		5,660	100.00%	NON - Sally TONG		8,311	14.47%
				NON - John PAPEIKA		6,048	10.53%
Local BOE- Berlin Twp UNEX 1YR	(4)	4/4	100.00%	NON - Carolina BEVAD		6,736	11.72%
Under Votes: 717				NON - Ilana YARES		7,952	13.84%
Over Votes: 0				NON - Benjamin ROOD		9,621	16.75%
NON - Scott GOLDEN		1,240	97.79%	Write-In		192	0.33%
Write-In		28	2.21%	Total ...		57,452	100.00%
Total ...		1,268	100.00%				
				Local BOE- Chesilhurst Boro	(1)	1/1	100.00%
Local BOE- Berlin Twp UNEX 2YR	(4)	4/4	100.00%	Under Votes: 677			
Under Votes: 719				Over Votes: 0			
Over Votes: 0				NON - Joseph R. MEDLEY		217	31.96%
NON - Rebecca ALLEN		1,250	98.74%	NON - Karen Ann FORD		227	33.43%
Write-In		16	1.26%	NON - Carla A. ORTIZ		218	32.11%
Total ...		1,266	100.00%	Write-In		17	2.50%
				Total ...		679	100.00%
Local BOE- Berlin Township	(4)	4/4	100.00%				
Under Votes: 2270				Local BOE- Clementon Boro	(3)	3/3	100.00%
Over Votes: 0				Under Votes: 1568			
NON - William 'Brian' DAVIS		1,230	33.38%	Over Votes: 3			
NON - Kimberly E. REED		1,204	32.67%	NON - Christopher MC KELVEY		707	33.04%
NON - Lisa HILL-MUFF		1,206	32.73%	NON - Gilbert GEARY		684	31.96%
Write-In		45	1.22%	NON - Christy WEAVER		719	33.60%
Total ...		3,685	100.00%	Write-In		30	1.40%
				Total ...		2,140	100.00%
Local BOE- Brooklawn Boro	(1)	1/1	100.00%				
Under Votes: 412				Local BOE- Collingswood Boro	(12)	12/12	100.00%
Over Votes: 0				Under Votes: 6359			
NON - Thomas E. VIRDEN, JR.		262	47.12%	Over Votes: 3			
NON - Colin MAC ADAMS		281	50.54%	NON - Regan KAIDEN		3,034	32.67%
Write-In		13	2.34%	NON - Christine Sheridan CELIA		3,036	32.69%
Total ...		556	100.00%	NON - Mary SAVERINO		3,016	32.48%
				Write-In		200	2.15%
Local BOE Camden City	(40)	40/40	100.00%	Total ...		9,286	100.00%
Under Votes: 10199							
Over Votes: 639				Local BOE- Gibbsboro Boro	(2)	2/2	100.00%
NON - Aaron COOPER		2,152	18.73%	Under Votes: 1529			
NON - Jeanette ALVAREZ		2,890	25.16%	Over Votes: 0			
NON - Cameron HUDSON		2,687	23.39%	NON - Andrew T. PARSINITZ		477	47.42%

CAM_20211102_E
November 2, 2021
Summary Report
Camden County
OFFICIAL RESULTS

Local BOE- Gibbsboro Boro (cont'd...)	(2)	2/2	100.00%
NON - Maria SANTUCCI CARRINGTON	474	47.12%	
Write-In	41	4.08%	
NON - James Coulter	10	0.99%	
NON - Michael Hauber	2	0.20%	
NON - Leo Geier	2	0.20%	
Total ...	1,006	100.00%	

Local BOE-Gloucester City UNEX	(8)	8/8	100.00%
Under Votes: 2095			
Over Votes: 0			
NON - Michelle WRIGHT	1,544	49.38%	
NON - Kelly RIVAS	1,541	49.28%	
Write-In	42	1.34%	
Total ...	3,127	100.00%	

Local BOE-Gloucester City	(8)	8/8	100.00%
Under Votes: 3039			
Over Votes: 0			
NON - Meredith GRUFF-FLINN	1,565	32.64%	
NON - Michael J. SMOLLOCK	1,585	33.06%	
NON - Bernadette JAMES	1,615	33.69%	
Write-In	29	0.60%	
Total ...	4,794	100.00%	

Local BOE- Gloucester Township	(40)	40/40	100.00%
Under Votes: 21873			
Over Votes: 309			
NON - Tamika HARVEY	4,472	11.18%	
NON - Pauline ALEGRIA	4,104	10.26%	
NON - Linda K. GILCH	6,019	15.05%	
NON - Dolores ABBONIZIO	3,836	9.59%	
NON - Keith GIBBONS	3,981	9.96%	
NON - Jennifer ZUCK	3,470	8.68%	
NON - Anthony MARKS	4,891	12.23%	
NON - Brian HAMMELL	4,424	11.06%	
NON - Kia LIPSCOMB	4,715	11.79%	
Write-In	75	0.19%	
Total ...	39,987	100.00%	

Local BOE- Haddon Township	(15)	15/15	100.00%
Under Votes: 6911			
Over Votes: 243			
NON - James LEX	3,385	27.39%	
NON - Allison RODMAN	3,755	30.39%	
NON - David RICCI	3,497	28.30%	
NON - Mark W. HENLEY, JR	1,641	13.28%	
Write-In	80	0.65%	
Total ...	12,358	100.00%	

Local BOE- Haddonfield Boro	(10)	10/10	100.00%
Under Votes: 6348			
Over Votes: 3			
NON - Meg HOLLINGWORTH	3,293	32.81%	
NON - Stephanie K. BENECCHI	3,307	32.94%	
NON - Rachael BROWN	3,257	32.45%	
Write-In	181	1.80%	
Total ...	10,038	100.00%	

Local BOE- Haddon Heights Boro	(7)	7/7	100.00%
Under Votes: 3875			
Over Votes: 0			
NON - Andrea PAGAN	2,032	31.79%	
NON - David CLAPPER	2,114	33.08%	
NON - Trish SHEILDS	2,140	33.48%	
Write-In	105	1.64%	
Total ...	6,391	100.00%	

Local BOE- Laurel Springs Boro	(2)	2/2	100.00%
Under Votes: 1149			
Over Votes: 0			
NON - Alison J. MANNY	435	44.48%	
NON - Erik STONES	442	45.19%	
Write-In	65	6.65%	
NON - Cathy Sims	29	2.97%	
NON - Danielle Dickinson	3	0.31%	
NON - Linsey Seifert	4	0.41%	
Total ...	978	100.00%	

Local BOE-Lawnside UNEX	(2)	2/2	100.00%
Under Votes: 237			
Over Votes: 35			
NON - Raymond WATKINS	299	38.68%	
NON - Fatimah HAYES	473	61.19%	
Write-In	1	0.13%	
Total ...	773	100.00%	

Local BOE- Lawnside Boro	(2)	2/2	100.00%
Under Votes: 634			
Over Votes: 63			
NON - Bridgett L. KITTLES	430	17.64%	
NON - Darlene E. STILL	587	24.08%	
NON - Sabrina FORREST	418	17.15%	
NON - Davante ALI	400	16.41%	
NON - Cheryl HOLLINS	295	12.10%	
NON - Corey JAMES	305	12.51%	
Write-In	3	0.12%	
Total ...	2,438	100.00%	

CAM_20211102_E
November 2, 2021
Summary Report
Camden County
OFFICIAL RESULTS

Local BOE- Lindenwold Boro		(9)	9/9 100.00%
Under Votes: 4809			
Over Votes: 0			
NON - Jo-Ann ENGELS	1,783	33.52%	
NON - Daniel A. O'ROURKE	1,747	32.84%	
NON - Marsha HERSHMAN	1,741	32.73%	
Write-In	48	0.90%	
Total ...	5,319	100.00%	

Local BOE-Magnolia Boro		(4)	4/4 100.00%
Under Votes: 1027			
Over Votes: 0			
NON - P. Nick D'AMICO	828	50.40%	
NON - Rebecca L. AMMEN	803	48.87%	
Write-In	12	0.73%	
Total ...	1,643	100.00%	

Local BOE- Merchantville Boro		(3)	3/3 100.00%
Under Votes: 1683			
Over Votes: 0			
NON - Daniel R. LICATA	677	33.53%	
NON - Marc CARCANAGUE	648	32.10%	
NON - Elliot HONIGFELD	652	32.29%	
Write-In	42	2.08%	
Total ...	2,019	100.00%	

Local BOE- Mt Ephraim Boro		(4)	4/4 100.00%
Under Votes: 2932			
Over Votes: 0			
NON - Brian M. CAVALLARO	891	46.87%	
NON - Holly MARRONE	874	45.98%	
Write-In	77	4.05%	
NON - Johnathan Maxson	59	3.10%	
Total ...	1,901	100.00%	

Local BOE- Oaklyn Boro		(4)	4/4 100.00%
Under Votes: 1874			
Over Votes: 120			
NON - Denise BUCZKO	720	27.14%	
NON - Amy EZEKIEL	671	25.29%	
NON - Therese MARMION	698	26.31%	
NON - Robert H. FINK	473	17.83%	
Write-In	91	3.43%	
Total ...	2,653	100.00%	

Local BOE- Pennsauken Township		(24)	24/24 100.00%
Under Votes: 12523			
Over Votes: 510			
NON - Scott LA VINE	3,437	26.61%	
NON - Diane E. JOHNSON	4,092	31.68%	

Local BOE- Pennsauken Township (con)		(24)	24/24 100.00%
NON - Samer J. JARBOUH-RAFEH	2,930	22.68%	
NON - Nhuan VAN	2,406	18.63%	
Write-In	52	0.40%	
Total ...	12,917	100.00%	

Local BOE- Pine Hill Boro		(6)	6/6 100.00%
Under Votes: 2909			
Over Votes: 0			
NON - Angela COOPER	1,631	33.57%	
NON - Angela B. KOSAR	1,587	32.67%	
NON - Sharon M. YOUNG	1,611	33.16%	
Write-In	29	0.60%	
Total ...	4,858	100.00%	

Local BOE- Runnemede Boro		(6)	6/6 100.00%
Under Votes: 3142			
Over Votes: 219			
NON - Heather FARRELL	1,135	26.24%	
NON - Patricia M. ADAIR	1,094	25.29%	
NON - Lisa O'BRIEN	1,089	25.18%	
NON - Samantha SPAULDING	980	22.66%	
Write-In	27	0.62%	
Total ...	4,325	100.00%	

Local BOE- Somerdale Boro		(4)	4/4 100.00%
Under Votes: 2570			
Over Votes: 0			
NON - Kevin M. SMITH	719	94.61%	
Write-In	33	4.34%	
NON - Emily Reich	4	0.53%	
NON - Paul Z. Matthews	2	0.26%	
NON - Lizmery Perez	2	0.26%	
Total ...	760	100.00%	

Local BOE- Stratford Boro		(6)	6/6 100.00%
Under Votes: 4042			
Over Votes: 3			
NON - Mandy CONWAY	1,354	43.29%	
NON - Melissa CLARK	1,350	43.16%	
Write-In	188	6.01%	
NON - Michael Barakian	153	4.89%	
NON - Richard B. White	59	1.89%	
NON - Diana Gonzalez	24	0.77%	
Total ...	3,128	100.00%	

Local BOE- Voorhees		(19)	19/19 100.00%
Under Votes: 10580			
Over Votes: 543			
NON - Tara EDEL	3,477	18.54%	

CAM_20211102_E
November 2, 2021
Summary Report
Camden County
OFFICIAL RESULTS

Local BOE- Voorhees (cont'd...)	(19)	19/19	100.00%
NON - Deborah WELLINGS		3,364	17.94%
NON - Randi STOOPLER		3,600	19.20%
NON - Rachel VAN AKEN		3,493	18.63%
NON - Monica N. WATSON		3,804	20.29%
Write-In		1,013	5.40%
Total ...		18,751	100.00%

Member Board of Fire Comm- Berlin Twj	(4)	4/4	100.00%
Under Votes:		1339	
Over Votes:		0	
NON - Joseph L. BATTEN, JR.		1,325	50.36%
NON - George W. BUNDICK		1,289	48.99%
Write-In		17	0.65%
Total ...		2,631	100.00%

Local BOE- Waterford Township	(8)	8/8	100.00%
Under Votes:		5688	
Over Votes:		0	
NON - Roe HUNTER		2,097	33.54%
NON - Benjamin DE VUYST		2,018	32.28%
NON - Ehren O'DONNELL		2,067	33.06%
Write-In		70	1.12%
Total ...		6,252	100.00%

Member Board of Fire Comm FD13-Cherr	(48)	48/48	100.00%
Under Votes:		9097	
Over Votes:		254	
NON - Ryan DORAN		7,455	42.22%
NON - Danny ELMORE		4,397	24.90%
NON - David M. GORENBERG		5,768	32.66%
Write-In		39	0.22%
Total ...		17,659	100.00%

Local BOE- Winslow Township	(22)	22/22	100.00%
Under Votes:		11478	
Over Votes:		525	
NON - Rebecca NIEVES		5,618	22.58%
NON - Cheryl PITTS		5,572	22.39%
NON - Kelly THOMAS		5,526	22.21%
NON - Sarah F. BANGLE		2,735	10.99%
NON - Abena MC CLENDON		4,893	19.66%
Write-In		538	2.16%
Total ...		24,882	100.00%

Member Board of Fire Comm FD13-Cher	(48)	48/48	100.00%
Under Votes:		8777	
Over Votes:		143	
NON - Denise A. DONAHUE		8,973	49.60%
NON - William P. KELLY		9,088	50.24%
Write-In		29	0.16%
Total ...		18,090	100.00%

Local BOE UNEX- Woodlynne Boro	(2)	2/2	100.00%
Under Votes:		352	
Over Votes:		0	
Write-In		6	60.00%
NON - Clyde Cook		1	10.00%
NON - Daniel Patrick Mullarkey		1	10.00%
NON - Ethan Graf		1	10.00%
NON - Tishara Brickus-Landi		1	10.00%
Total ...		10	100.00%

Member Board of Fire Comm.-Pine Hill FI	(6)	6/6	100.00%
Under Votes:		1833	
Over Votes:		0	
NON - Thomas E. HASSETT		1,660	49.63%
NON - Kevin WADDINGTON		1,671	49.96%
Write-In		14	0.42%
Total ...		3,345	100.00%

Local BOE- Woodlynne Boro	(2)	2/2	100.00%
Under Votes:		558	
Over Votes:		0	
NON - Kyle BOWMAN		169	32.01%
NON - Samantha KIRBY		173	32.77%
NON - LaKeisha FONTANEZ		173	32.77%
Write-In		13	2.46%
Total ...		528	100.00%

Member Board of Fire CommFD1-Winslo	(22)	22/22	100.00%
Under Votes:		8656	
Over Votes:		0	
NON - Robert MASCHKE		7,772	48.78%
NON - Anthony SIROLLI		8,110	50.90%
Write-In		52	0.33%
Total ...		15,934	100.00%

State Question No 1	(343)	343/343	100.00%
Under Votes:		41336	
Over Votes:		60	
Yes		49,114	44.63%
No		60,928	55.37%
Total ...		110,042	100.00%

CAM_20211102_E
November 2, 2021
Summary Report
Camden County
OFFICIAL RESULTS

State Question No 2	(343)	343/343	100.00%
Under Votes:	42504		
Over Votes:	35		
Yes		74,667	68.57%
No		34,232	31.43%
Total ...		108,899	100.00%

**COUNTY OF CAMDEN
GENERAL ELECTION
NOVEMBER 2, 2021**

REJECTED MAIL-IN AND PROVISIONAL BALLOTS

MUNICIPALITY	REJECTED MAIL-IN	REJECTED PROVISIONAL	TOTAL REJECTED
AUDUBON BORO	4	4	8
AUDUBON PARK BORO	0	0	0
BARRINGTON BORO	7	12	19
BELLMAWR BORO	2	3	5
BERLIN BORO	4	14	18
BERLIN TWP.	3	6	9
BROOKLAWN BORO	0	2	2
CAMDEN CITY WARD 1	4	9	13
CAMDEN CITY WARD 2	9	22	31
CAMDEN CITY WARD 3	5	10	15
CAMDEN CITY WARD 4	7	16	23
CHERRY HILL TWP.	55	78	133
CHESILHURST BORO	1	0	1
CLEMENTON BORO	2	7	9
COLLINGSWOOD BORO	6	16	22
GIBBSBORO BORO	2	1	3
GLOUCESTER CITY WARD 1	0	3	3
GLOUCESTER CITY WARD 2	1	1	2
GLOUCESTER CITY WARD 3	2	1	3
GLOUCESTER TWP.	35	64	99
HADDON TWP.	6	17	23
HADDONFIELD BORO	10	3	13
HADDON HEIGHTS BORO	4	5	9
HI-NELLA BORO	1	0	1
LAUREL SPRINGS BORO	1	1	2
LAWNSIDE BORO	1	4	5
LINDENWOLD BORO	6	5	11
MAGNOLIA BORO	1	1	2
MERCHANTVILLE BORO	1	3	4
MOUNT EPHRAIM BORO	5	6	11
OAKLYN BORO	1	2	3
PENNSAUKEN TWP.	12	25	37
PINE HILL BORO	5	11	16
PINE VALLEY BORO	0	0	0
RUNNEMEDE BORO	11	1	12
SOMERDALE BORO	1	7	8
STRATFORD BORO	1	6	7
TAVISTOCK BORO	0	0	0
VOORHEES TWP.	21	23	44
WATERFORD TWP.	3	5	8
WINSLOW TWP. WARD 1	1	9	10
WINSLOW TWP. WARD 2	6	13	19
WINSLOW TWP. WARD 3	3	5	8
WINSLOW TWP. WARD 4	3	5	8
WOODLYNNE BORO	2	1	3
Total	255	427	682

CAM_20211102_E
November 2, 2021
District Turnout Canvass
Camden County

	Registered	Ballots Cast	Turnout (%)	TC-Early Voting	TC-Emergency	TC-Machine	TC-Mail-In Ballot	TC-Provisional	TC-Rejected Ballots		
Audubon Borough	7288	3512	48.19	43		1896	1418	155			
Audubon Park Borough	843	392	46.50	2		234	138	18			
Barrington Borough	5490	2478	45.14	43		1283	1072	80			
Bellmawr Borough	8651	3244	37.50	83		1753	1315	93			
Berlin Borough	6205	2864	46.16	70		1583	1097	114			
Berlin Township	4605	1985	43.11	36		831	1047	71			
Brooklawn Borough	1388	484	34.87	2		318	155	9			
Camden City	47355	7442	15.72	84		3917	3041	400			
Cherry Hill Twp	61300	27010	44.06	443		11042	14327	1198			
Chesilhurst Borough	1275	452	35.45	15		235	186	16			
Clementon Borough	3791	1237	32.63	22		638	535	42			
Collingswood Borough	11686	5216	44.63	168		2522	2328	198			
Gibbsboro Borough	1899	845	44.50	12		430	368	35			
Gloucester City	7765	2611	33.63	27		1499	1000	85			
Gloucester Twp	50930	20723	40.69	478		10401	9035	809			
Haddon Twp	13062	6504	49.79	114		3266	2891	233			
Haddonfield Borough	10667	5463	51.21	121		2143	2977	222			
Haddon Heights Borough	6512	3422	52.55	71		1611	1588	152			
Hi-Nella Borough	703	230	32.72	1		138	84	7			
Laurel Springs Borough	1629	709	43.52	6		396	279	28			
Lawnside Borough	2558	1045	40.85	17		522	461	45			
Lindenwold Borough	11870	3376	28.44	60		1615	1586	115			
Magnolia Borough	3480	1335	38.36	20		773	492	50			
Merchantville Borough	3048	1234	40.49	70		597	524	43			
Mount Ephraim Borough	3731	1611	43.18	25		935	601	50			
Oaklyn Borough	3320	1549	46.66	27		876	584	62			
Pennsauken Twp	26980	8650	32.06	193		4485	3636	336			
Pine Hill Borough	7830	2589	33.07	55		1337	1096	101			
Pine Valley Borough	14	8	57.14				8				
Runnemede Borough	6422	2562	39.89	123		1268	1099	72			
Somerdale Borough	4304	1665	38.68	21		940	660	44			
Stratford Borough	5436	2391	43.98	45		1244	1023	79			
Tavistock Borough	9	5	55.56				5				
Voorhees Twp	24289	9958	41.00	383		3905	5247	423			
Waterford Twp	8656	3980	45.98	115		2267	1457	141			
Winslow Twp	31395	12295	39.16	436		6066	5296	497			
Woodlynne Borough	1843	362	19.64	7		217	127	11			
	398229	151438	38.03	3438	0	73183	68783	6034	0		

Governor/Lt. Governor

		Registered	Ballots Cast	Turnout (%)	MURPHY/Oliver	CIATTARELLI/Allen	MELE/Brownstein	HOFFMAN/Warburton	KUNIAANSKY/Sahner	Write-In				
Audubon Boro Dist 1	Total	923	240	26.00	115	123		2						
Audubon Boro Dist 2	Total	688	202	29.36	70	130	1							
Audubon Boro Dist 3	Total	1076	241	22.40	108	129		2		1				
Audubon Boro Dist 4	Total	700	200	28.57	69	128	1							
Audubon Boro Dist 5	Total	1054	235	22.30	93	141	1							
Audubon Boro Dist 6	Total	1179	313	26.55	120	189	2			1				
Audubon Boro Dist 7	Total	720	209	29.03	78	129	1	1						
Audubon Boro Dist 8	Total	948	256	27.00	110	137	3	2	1	2				
Audubon Boro Mail-In Ballot	Total	0	1418	0.00	1081	311	6	3	1					
Audubon Boro Provisional	Total	0	155	0.00	78	73	3							
Audubon Boro Emergency Ballots	Total	0	0	0.00										
Audubon Boro Early Voting	Total	0	43	0.00	21	22								
Audubon Borough	Total	7288	3512	48.19	1943	1512	18	10	2	4				
Audubon Park Dist 1	Total	843	234	27.76	105	122		2						
Audubon Park Mail-In Ballot	Total	0	138	0.00	97	39								
Audubon Park Provisional	Total	0	18	0.00	8	10								
Audubon Park Emergency Ballots	Total	0	0	0.00										
Audubon Park Early Voting	Total	0	2	0.00	1									
Audubon Park Borough	Total	843	392	46.50	211	171		2						
Barrington Dist 1	Total	1256	361	28.74	131	226	2	1						
Barrington Dist 2	Total	1002	239	23.85	114	117	2	2						
Barrington Dist 3	Total	1172	251	21.42	96	153	1							
Barrington Dist 4	Total	1515	290	19.14	114	171	2							
Barrington Dist 5	Total	545	142	26.06	67	74								
Barrington Mail-In Ballot	Total	0	1072	0.00	772	274	5	4	1					
Barrington Provisional	Total	0	80	0.00	45	34		1						
Barrington Emergency Ballots	Total	0	0	0.00										
Barrington Early Voting	Total	0	43	0.00	17	25								
Barrington Borough	Total	5490	2478	45.14	1356	1074	12	8	1					
Bellmawr Dist 1	Total	1536	184	11.98	50	131	3							
Bellmawr Dist 2	Total	1386	276	19.91	104	166		2	1	1				
Bellmawr Dist 3	Total	1311	227	17.32	74	151	2							
Bellmawr Dist 4	Total	1055	265	25.12	68	194	1			1				
Bellmawr Dist 5	Total	1051	185	17.60	76	108	1							
Bellmawr Dist 6	Total	1287	226	17.56	82	142	2							
Bellmawr Dist 7	Total	1025	390	38.05	118	264	1	2		1				
Bellmawr Mail-In Ballot	Total	0	1315	0.00	947	329	6	3	5	1				
Bellmawr Provisional	Total	0	93	0.00	32	59								
Bellmawr Emergency Ballots	Total	0	0	0.00										

Governor/Lt. Governor

		Registered	Ballots Cast	Turnout (%)	MURPHY/Oliver	CIATTARELLI/Allen	MELE/Brownstein	HOFFMAN/Warburton	KUNIAANSKY/Sahner	Write-In				
Bellmawr Early Voting	Total	0	83	0.00	39	43								
Bellmawr Borough	Total	8651	3244	37.50	1590	1587	16	7	6	4				
Berlin Boro Dist 1	Total	1149	269	23.41	89	176	3	1						
Berlin Boro Dist 2	Total	1452	394	27.13	123	269	2							
Berlin Boro Dist 3	Total	1520	358	23.55	109	248								
Berlin Boro Dist 4	Total	1371	372	27.13	107	260	1	1						
Berlin Boro Dist 5	Total	713	190	26.65	75	113	1							
Berlin Boro Mail-In Ballot	Total	0	1097	0.00	679	377	7	8	1	1				
Berlin Boro Provisional	Total	0	114	0.00	41	68	1							
Berlin Boro Emergency Ballots	Total	0	0	0.00										
Berlin Boro Early Voting	Total	0	70	0.00	17	52								
Berlin Borough	Total	6205	2864	46.16	1240	1563	15	10	1	1				
Berlin Twp Dist 1	Total	1861	187	10.05	46	140								
Berlin Twp Dist 2	Total	744	184	24.73	86	95	2			1				
Berlin Twp Dist 3	Total	686	152	22.16	49	101								
Berlin Twp Dist 4	Total	1314	308	23.44	102	200	4			1				
Berlin Twp Mail-In Ballot	Total	0	1047	0.00	719	295	3	4	4					
Berlin Twp Provisional	Total	0	71	0.00	32	35	1							
Berlin Twp Emergency Ballots	Total	0	0	0.00										
Berlin Twp Early Voting	Total	0	36	0.00	11	23		1						
Berlin Township	Total	4605	1985	43.11	1045	889	10	5	4	2				
Brooklawn Dist 1	Total	1388	318	22.91	135	178	1		1	2				
Brooklawn Mail-In Ballot	Total	0	155	0.00	106	43	3	2						
Brooklawn Provisional	Total	0	9	0.00	6	3								
Brooklawn Emergency Ballots	Total	0	0	0.00										
Brooklawn Early Voting	Total	0	2	0.00	1	1								
Brooklawn Borough	Total	1388	484	34.87	248	225	4	2	1	2				
Camden City W1 D1	Total	638	54	8.46	51	3								
Camden City W1 D2	Total	1333	109	8.18	95	8		1						
Camden City W1 D3	Total	1213	113	9.32	99	8		1		2				
Camden City W1 D4	Total	1040	59	5.67	53	4								
Camden City W1 D5	Total	1459	96	6.58	83	9			1					
Camden City W1 D6	Total	1425	124	8.70	112	8								
Camden City W1 D7	Total	980	41	4.18	34	5								
Camden City W1 D8	Total	965	130	13.47	122	8								
Camden City W1 D9	Total	1587	125	7.88	109	10	1							
Camden City W1 D10	Total	1208	100	8.28	83	14								

Governor/Lt. Governor

		Registered	Ballots Cast	Turnout (%)	MURPHY/Oliver	GIATTARELLI/Allen	MELE/Brownstein	HOFFMAN/Warburton	KUNIAANSKY/Sahner	Write-In				
Camden City Ward 1 Mail-In Ballot	Total	0	736	0.00	653	28	3	5	1	1				
Camden City Ward 1 Provisional	Total	0	93	0.00	75	3	1	1	1					
Camden City W1 Emergency Ballots	Total	0	0	0.00										
Camden City W2 D1	Total	740	77	10.41	68	2								
Camden City W2 D2	Total	987	87	8.81	69	12		1						
Camden City W2 D3	Total	1094	183	16.73	182			1						
Camden City W2 D4	Total	793	57	7.19	51	3	2							
Camden City W2 D5	Total	913	51	5.59	45	2	1							
Camden City W2 D6	Total	1644	112	6.81	103	6								
Camden City W2 D7	Total	1143	134	11.72	125	4								
Camden City W2 D8	Total	1798	123	6.84	112	6		1						
Camden City W2 D9	Total	1747	115	6.58	102	10								
Camden City W2 D10	Total	839	55	6.56	52	3								
Camden City W2 D11	Total	821	65	7.92	58	7								
Camden City Ward 2 Mail-In Ballot	Total	0	949	0.00	847	28	5	2	2					
Camden City Ward 2 Provisional	Total	0	125	0.00	103	6	1							
Camden City W2 Emergency Ballots	Total	0	0	0.00										
Camden City W3 D1	Total	1120	75	6.70	60	12	1	1						
Camden City W3 D2	Total	1449	137	9.45	114	20								
Camden City W3 D3	Total	1039	90	8.66	72	11	1							
Camden City W3 D4	Total	1167	81	6.94	65	13								
Camden City W3 D5	Total	1038	58	5.59	53	3								
Camden City W3 D6	Total	1166	120	10.29	105	9		1						
Camden City W3 D7	Total	1234	96	7.78	83	12								
Camden City W3 D8	Total	1347	99	7.35	81	16								
Camden City W3 D9	Total	1538	122	7.93	107	13								
Camden City Ward 3 Mail-In Ballot	Total	0	722	0.00	618	45	3	5						
Camden City Ward 3 Provisional	Total	0	101	0.00	74	15								
Camden City W3 Emergency Ballots	Total	0	0	0.00										
Camden City W4 D1	Total	1015	102	10.05	92	7			1					
Camden City W4 D2	Total	1170	86	7.35	61	16	1	1						
Camden City W4 D3	Total	1180	112	9.49	97	8		1						
Camden City W4 D4	Total	1302	86	6.61	71	8	1			1				
Camden City W4 D5	Total	1029	68	6.61	58	7								
Camden City W4 D6	Total	1296	106	8.18	89	13								
Camden City W4 D7	Total	1155	98	8.48	75	22								
Camden City W4 D8	Total	1248	129	10.34	102	24	1		1					
Camden City W4 D9	Total	1265	137	10.83	103	27								
Camden City W4 D10	Total	1230	105	8.54	84	17	1		2					
Camden City Ward 4 Provisional	Total	0	81	0.00	53	11								

Governor/Lt. Governor

		Registered	Ballots Cast	Turnout (%)	MURPHY/Oliver	CIATTARELLI/Allen	MELE/Brownstein	HOFFMAN/Warburton	KUNIAANSKY/Sahner	Write-In				
Camden City W4 Mail-In Ballot	Total	0	634	0.00	542	47	3	2						
Camden City W4 Emergency Ballots	Total	0	0	0.00										
Camden City W1 Early Voting	Total	0	19	0.00	17	2								
Camden City W2 Early Voting	Total	0	30	0.00	27									
Camden City W3 Early Voting	Total	0	21	0.00	19	1	1							
Camden City W4 Early Voting	Total	0	14	0.00	9	5								
Camden City	Total	47355	7442	15.72	6417	581	27	24	9	4				
Cherry Hill Dist 1	Total	1165	316	27.12	164	149	2		1					
Cherry Hill Dist 2	Total	1396	231	16.55	105	126								
Cherry Hill Dist 3	Total	1291	233	18.05	96	135	1		1					
Cherry Hill Dist 4	Total	1447	255	17.62	111	144								
Cherry Hill Dist 5	Total	1316	303	23.02	163	136	1	1						
Cherry Hill Dist 6	Total	1002	184	18.36	73	110								
Cherry Hill Dist 7	Total	1177	251	21.33	132	116		1						
Cherry Hill Dist 8	Total	1142	193	16.90	113	80								
Cherry Hill Dist 9	Total	2141	314	14.67	133	178	1	1						
Cherry Hill Dist 10	Total	880	178	20.23	60	116	1							
Cherry Hill Dist 11	Total	1412	316	22.38	128	184		2						
Cherry Hill Dist 12	Total	1482	264	17.81	125	137	1		1					
Cherry Hill Dist 13	Total	1171	281	24.00	107	173								
Cherry Hill Dist 14	Total	970	233	24.02	101	130	2							
Cherry Hill Dist 15	Total	1361	216	15.87	107	107								
Cherry Hill Dist 16	Total	869	125	14.38	56	69								
Cherry Hill Dist 17	Total	1391	309	22.21	163	143	2	1						
Cherry Hill Dist 18	Total	1008	187	18.55	83	103		1						
Cherry Hill Dist 19	Total	1075	237	22.05	122	113	1							
Cherry Hill Dist 20	Total	2314	455	19.66	202	248	1		1					
Cherry Hill Dist 21	Total	1487	305	20.51	146	152	1	3		1				
Cherry Hill Dist 22	Total	1183	307	25.95	136	167	1	1	1					
Cherry Hill Dist 23	Total	1676	239	14.26	112	126	1							
Cherry Hill Dist 24	Total	1333	240	18.00	115	123	2							
Cherry Hill Dist 25	Total	1139	242	21.25	114	126	1	1						
Cherry Hill Dist 26	Total	1646	347	21.08	191	155								
Cherry Hill Dist 27	Total	1190	194	16.30	80	109	3	1						
Cherry Hill Dist 28	Total	1415	190	13.43	102	82	3	1						
Cherry Hill Dist 29	Total	1522	310	20.37	152	156	1							
Cherry Hill Dist 30	Total	779	109	13.99	61	46		1		1				
Cherry Hill Dist 31	Total	1709	266	15.56	149	112	3		1					
Cherry Hill Dist 32	Total	727	101	13.89	65	32		2	1					
Cherry Hill Dist 33	Total	1423	300	21.08	145	150	1	2	1					
Cherry Hill Dist 34	Total	1322	201	15.20	95	105			1					
Cherry Hill Dist 35	Total	1290	294	22.79	131	161				1				
Cherry Hill Dist 36	Total	1397	171	12.24	76	94								
Cherry Hill Dist 37	Total	1118	201	17.98	106	94	1							

Governor/Lt. Governor

		Registered	Ballots Cast	Turnout (%)	MURPHY/Oliver	GIATTARELLI/Allen	MELE/Brownstein	HOFFMAN/Warburton	KUNIAANSKY/Sahner	Write-In				
Cherry Hill Dist 38	Total	952	149	15.65	89	58								
Cherry Hill Dist 39	Total	1267	201	15.86	97	103	1							
Cherry Hill Dist 40	Total	897	132	14.72	65	67								
Cherry Hill Dist 41	Total	1065	150	14.08	70	79								
Cherry Hill Dist 42	Total	766	176	22.98	81	94		1						
Cherry Hill Dist 43	Total	989	174	17.59	76	94	1	1	1					
Cherry Hill Dist 44	Total	1541	189	12.26	98	91								
Cherry Hill Dist 45	Total	2111	299	14.16	133	159		3	1					
Cherry Hill Dist 46	Total	1225	183	14.94	81	100	1							
Cherry Hill Dist 47	Total	1380	199	14.42	107	90	1							
Cherry Hill Dist 48	Total	741	92	12.42	53	37		1		1				
Cherry Hill Mail-In Ballot	Total	0	14327	0.00	10974	3055	53	38	25	6				
Cherry Hill Provisional	Total	0	1198	0.00	729	437	3	3						
Cherry Hill Emergency Ballots	Total	0	0	0.00										
Cherry Hill Early Voting	Total	0	443	0.00	247	187	1	1		1				
Cherry Hill Twp	Total	61300	27010	44.06	17220	9338	92	67	36	11				
Chesilhurst Dist 1	Total	1275	235	18.43	131	103		1						
Chesilhurst Mail-In Ballot	Total	0	186	0.00	137	42	1		1					
Chesilhurst Provisional	Total	0	16	0.00	8	8								
Chesilhurst Emergency Ballots	Total	0	0	0.00										
Chesilhurst Early Voting	Total	0	15	0.00	8	7								
Chesilhurst Borough	Total	1275	452	35.45	284	160	1	1	1					
Clementon Dist 1	Total	1232	198	16.07	94	101	2	1						
Clementon Dist 2	Total	1113	198	17.79	69	123	3	2						
Clementon Dist 3	Total	1446	242	16.74	121	119		2						
Clementon Mail-In Ballot	Total	0	535	0.00	403	124	1	2						
Clementon Provisional	Total	0	42	0.00	21	17	1	1						
Clementon Emergency Ballots	Total	0	0	0.00										
Clementon Early Voting	Total	0	22	0.00	10	11								
Clementon Borough	Total	3791	1237	32.63	718	495	7	8						
Collingswood Dist 1	Total	765	197	25.75	128	67		1	1					
Collingswood Dist 2	Total	1134	307	27.07	221	83		3						
Collingswood Dist 3	Total	702	127	18.09	81	45		1						
Collingswood Dist 4	Total	1052	232	22.05	158	69	2	2	1					
Collingswood Dist 5	Total	1185	100	8.44	79	20				1				
Collingswood Dist 6	Total	788	214	27.16	136	75		2	1					
Collingswood Dist 7	Total	1044	260	24.90	177	80		1						
Collingswood Dist 8	Total	889	195	21.93	131	62	1		1					
Collingswood Dist 9	Total	1480	290	19.59	181	105	1	1	1					
Collingswood Dist 10	Total	915	241	26.34	157	79	2	1	1					

Governor/Lt. Governor

		Registered	Ballots Cast	Turnout (%)	MURPHY/Oliver	GIATTARELLI/Allen	MELE/Brownstein	HOFFMAN/Warburton	KUNIAANSKY/Sahner	Write-In				
Collingswood Dist 11	Total	1042	204	19.58	124	78	1							
Collingswood Dist 12	Total	690	155	22.46	97	56		2						
Collingswood Mail-In Ballot	Total	0	2328	0.00	1997	272	10	18	6					
Collingswood Provisional	Total	0	198	0.00	145	45	3	1	1					
Collingswood Emergency Ballots	Total	0	0	0.00										
Collingswood Early Voting	Total	0	168	0.00	111	56								
Collingswood Borough	Total	11686	5216	44.63	3923	1192	20	33	13	1				
Gibbsboro Dist 1	Total	1000	225	22.50	73	148	3			1				
Gibbsboro Dist 2	Total	899	205	22.80	65	140								
Gibbsboro Mail-In Ballot	Total	0	368	0.00	266	95	1		3					
Gibbsboro Provisional	Total	0	35	0.00	23	12								
Gibbsboro Emergency Ballots	Total	0	0	0.00										
Gibbsboro Early Voting	Total	0	12	0.00	6	6								
Gibbsboro Borough	Total	1899	845	44.50	433	401	4		3	1				
Gloucester City W1 D1	Total	1052	113	10.74	50	61								
Gloucester City W1 D2	Total	817	199	24.36	83	111	2							
Gloucester City W1 D3	Total	721	181	25.10	48	125	3	2	1	1				
Gloucester City Ward 1 Mail-In Ballot	Total	0	303	0.00	222	67		2						
Gloucester City Ward 1 Provisional	Total	0	29	0.00	11	16								
Gloucester City W1 Emergency Ballots	Total	0	0	0.00										
Gloucester City W2 D1	Total	822	109	13.26	45	62	1							
Gloucester City W2 D2	Total	913	231	25.30	87	141	1	1						
Gloucester City W2 D3	Total	1033	255	24.69	98	150	3							
Gloucester City Ward 2 Mail-In Ballot	Total	0	412	0.00	315	86	4	1						
Gloucester City Ward 2 Provisional	Total	0	40	0.00	16	21	1							
Gloucester City W2 Emergency Ballots	Total	0	0	0.00										
Gloucester City W3 D1	Total	1240	188	15.16	80	103	2	1						
Gloucester City W3 D2	Total	1167	223	19.11	67	153	1	1						
Gloucester City Ward 3 Mail-In Ballot	Total	0	285	0.00	186	87	6	2						
Gloucester City Ward 3 Provisional	Total	0	16	0.00	6	8	1							
Gloucester City W3 Emergency Ballots	Total	0	0	0.00										
Gloucester City W1 Early Voting	Total	0	12	0.00	2	10								
Gloucester City W2 Early Voting	Total	0	8	0.00	3	5								
Gloucester City W3 Early Voting	Total	0	7	0.00	2	5								

Governor/Lt. Governor

		Registered	Ballots Cast	Turnout (%)	MURPHY/Oliver	GIATTARELLI/Allen	MELE/Brownstein	HOFFMAN/Warburton	KUNIAANSKY/Sahner	Write-In				
Gloucester City	Total	7765	2611	33.63	1321	1211	25	10	1	1				
Gloucester Twp Dist 1	Total	798	216	27.07	66	149			1					
Gloucester Twp Dist 2	Total	865	216	24.97	61	153	1							
Gloucester Twp Dist 3	Total	862	180	20.88	50	129	1							
Gloucester Twp Dist 4	Total	1207	318	26.35	103	209	1	1	1					
Gloucester Twp Dist 5	Total	1492	287	19.24	115	169	1							
Gloucester Twp Dist 6	Total	1682	285	16.94	90	188	3	1						
Gloucester Twp Dist 7	Total	1246	343	27.53	105	229	3	1						
Gloucester Twp Dist 8	Total	1284	213	16.59	116	92	1			3				
Gloucester Twp Dist 9	Total	1442	329	22.82	108	218	2							
Gloucester Twp Dist 10	Total	1055	234	22.18	56	178								
Gloucester Twp Dist 11	Total	1126	295	26.20	105	189		1						
Gloucester Twp Dist 12	Total	1284	347	27.02	107	238	1		1					
Gloucester Twp Dist 13	Total	1831	257	14.04	107	149								
Gloucester Twp Dist 14	Total	1382	221	15.99	148	68	1		2					
Gloucester Twp Dist 15	Total	1495	376	25.15	144	225	4	1	1					
Gloucester Twp Dist 16	Total	1224	304	24.84	92	205	5	2						
Gloucester Twp Dist 17	Total	2462	280	11.37	152	126	1		1					
Gloucester Twp Dist 18	Total	1695	302	17.82	160	140	1			1				
Gloucester Twp Dist 19	Total	1571	313	19.92	127	184								
Gloucester Twp Dist 20	Total	1399	304	21.73	132	167	1		2					
Gloucester Twp Dist 21	Total	838	174	20.76	47	125								
Gloucester Twp Dist 22	Total	1011	186	18.40	61	123			1	1				
Gloucester Twp Dist 23	Total	1431	255	17.82	170	84								
Gloucester Twp Dist 24	Total	1341	299	22.30	105	190	1	1						
Gloucester Twp Dist 25	Total	1245	292	23.45	82	205	1		1					
Gloucester Twp Dist 26	Total	1015	272	26.80	96	176								
Gloucester Twp Dist 27	Total	1099	274	24.93	80	189	2		1					
Gloucester Twp Dist 28	Total	1341	196	14.62	106	89								
Gloucester Twp Dist 29	Total	1470	325	22.11	138	180		1		1				
Gloucester Twp Dist 30	Total	1601	332	20.74	126	202	2		1					
Gloucester Twp Dist 31	Total	1064	216	20.30	83	130	1							
Gloucester Twp Dist 32	Total	1366	296	21.67	110	181	3	1						
Gloucester Twp Dist 33	Total	1468	273	18.60	167	104			1					
Gloucester Twp Dist 34	Total	1034	189	18.28	81	107	1							
Gloucester Twp Dist 35	Total	1779	368	20.69	173	191	2							
Gloucester Twp Dist 36	Total	1007	256	25.42	114	139		1	1					
Gloucester Twp Dist 37	Total	657	66	10.05	49	16								
Gloucester Twp Dist 38	Total	792	139	17.55	70	67	1							
Gloucester Twp Dist 39	Total	686	130	18.95	51	77		1						
Gloucester Twp Dist 40	Total	1283	243	18.94	85	156	1							
Gloucester Twp Mail-In Ballot	Total	0	9035	0.00	6135	2647	50	22	15	2				
Gloucester Twp Provisional	Total	0	809	0.00	408	381	2	2						
Gloucester Twp Emergency Ballots	Total	0	0	0.00										
Gloucester Twp Early Voting	Total	0	478	0.00	215	248	2	2		2				

Governor/Lt. Governor

		Registered	Ballots Cast	Turnout (%)	MURPHY/Oliver	CIATTARELLI/Allen	MELE/Brownstein	HOFFMAN/Warburton	KUNIAANSKY/Sahner	Write-In				
Gloucester Twp	Total	50930	20723	40.69	10896	9412	96	38	30	10				
Haddon Twp Dist 1	Total	1092	254	23.26	115	137								
Haddon Twp Dist 2	Total	724	162	22.38	78	81	1	2						
Haddon Twp Dist 3	Total	1239	358	28.89	175	180	1	1						
Haddon Twp Dist 4	Total	779	206	26.44	98	106	1			1				
Haddon Twp Dist 5	Total	590	142	24.07	79	62	1							
Haddon Twp Dist 6	Total	785	209	26.62	87	118	1	1		1				
Haddon Twp Dist 7	Total	740	233	31.49	151	80		2						
Haddon Twp Dist 8	Total	1018	181	17.78	84	91	1	2						
Haddon Twp Dist 9	Total	651	160	24.58	79	80	1							
Haddon Twp Dist 10	Total	789	224	28.39	115	105	1	1						
Haddon Twp Dist 11	Total	990	242	24.44	131	109	1	1						
Haddon Twp Dist 12	Total	1450	335	23.10	152	179	3							
Haddon Twp Dist 13	Total	735	192	26.12	88	102	2							
Haddon Twp Dist 14	Total	744	190	25.54	90	100								
Haddon Twp Dist 15	Total	736	178	24.18	106	67		1	2					
Haddon Twp Mail-In Ballot	Total	0	2891	0.00	2257	563	11	20	6					
Haddon Twp Provisional	Total	0	233	0.00	153	74	3							
Haddon Twp Emergency Ballots	Total	0	0	0.00										
Haddon Twp Early Voting	Total	0	114	0.00	68	41	2	1	1					
Haddon Twp	Total	13062	6504	49.79	4106	2275	30	32	9	2				
Haddonfield Dist 1	Total	1301	247	18.99	116	128								
Haddonfield Dist 2	Total	1480	265	17.91	121	142	1	1						
Haddonfield Dist 3	Total	1051	217	20.65	110	103	1			1				
Haddonfield Dist 4	Total	838	155	18.50	59	95								
Haddonfield Dist 5	Total	726	146	20.11	62	84								
Haddonfield Dist 6	Total	1035	248	23.96	98	150								
Haddonfield Dist 7	Total	997	187	18.76	98	88	1							
Haddonfield Dist 8	Total	1097	232	21.15	124	105		1						
Haddonfield Dist 9	Total	1248	265	21.23	144	121								
Haddonfield Dist 10	Total	894	181	20.25	95	85								
Haddonfield Mail-In Ballot	Total	0	2977	0.00	2271	662	11	9	6	1				
Haddonfield Provisional	Total	0	222	0.00	137	79		1						
Haddonfield Emergency Ballots	Total	0	0	0.00										
Haddonfield Early Voting	Total	0	121	0.00	53	67		1						
Haddonfield Borough	Total	10667	5463	51.21	3488	1909	14	13	6	2				
Haddon Heights Dist 1	Total	821	195	23.75	79	114								
Haddon Heights Dist 2	Total	734	160	21.80	81	79								
Haddon Heights Dist 3	Total	1129	293	25.95	142	146	1	1	2					

Governor/Lt. Governor

		Registered	Ballots Cast	Turnout (%)	MURPHY/Oliver	CIATTARELLI/Allen	MELE/Brownstein	HOFFMAN/Warburton	KUNIAANSKY/Sahner	Write-In				
Haddon Heights Dist 4	Total	701	146	20.83	65	81								
Haddon Heights Dist 5	Total	1007	270	26.81	139	126		2	1					
Haddon Heights Dist 6	Total	1057	282	26.68	114	167								
Haddon Heights Dist 7	Total	1063	265	24.93	115	145	3	2						
Haddon Heights Mail-In Ballot	Total	0	1588	0.00	1152	384	9	8	1	1				
Haddon Heights Provisional	Total	0	152	0.00	97	48	2	1	1					
Haddon Heights Emergency Ballots	Total	0	0	0.00										
Haddon Heights Early Voting	Total	0	71	0.00	35	36								
Haddon Heights Borough	Total	6512	3422	52.55	2019	1326	15	14	5	1				
Hi-Nella Dist 1	Total	703	138	19.63	69	66		1	1	1				
Hi Nella Mail-In Ballot	Total	0	84	0.00	53	25		3						
Hi Nella Provisional	Total	0	7	0.00	6	1								
Hi Nella Emergency Ballots	Total	0	0	0.00										
Hi-Nella Early Voting	Total	0	1	0.00		1								
Hi-Nella Borough	Total	703	230	32.72	128	93		4	1	1				
Laurel Springs Dist 1	Total	855	163	19.06	66	94		2		1				
Laurel Springs Dist 2	Total	774	233	30.10	85	146		1						
Laurel Springs Mail-In Ballot	Total	0	279	0.00	215	61	2	1						
Laurel Springs Provisional	Total	0	28	0.00	10	18								
Laurel Springs Emergency Ballots	Total	0	0	0.00										
Laurel Springs Early Voting	Total	0	6	0.00	3	3								
Laurel Springs Borough	Total	1629	709	43.52	379	322	2	4		1				
Lawnside Dist 1	Total	1261	255	20.22	235	16			1					
Lawnside Dist 2	Total	1297	267	20.59	240	21		2						
Lawnside Mail-In Ballot	Total	0	461	0.00	422	16	2		1					
Lawnside Provisional	Total	0	45	0.00	36	1	1							
Lawnside Emergency Ballots	Total	0	0	0.00										
Lawnside Early Voting	Total	0	17	0.00	15	2								
Lawnside Borough	Total	2558	1045	40.85	948	56	3	2	2					
Lindenwold Dist 1	Total	1428	217	15.20	110	106				1				
Lindenwold Dist 2	Total	1382	231	16.71	125	102	3							
Lindenwold Dist 3	Total	1037	230	22.18	122	99	6	2						
Lindenwold Dist 4	Total	1838	243	13.22	145	94	3							
Lindenwold Dist 5	Total	1251	83	6.63	69	12	1		1					
Lindenwold Dist 6	Total	1476	206	13.96	169	37								
Lindenwold Dist 7	Total	964	74	7.68	58	14								

Governor/Lt. Governor

		Registered	Ballots Cast	Turnout (%)	MURPHY/Oliver	CIATTARELLI/Allen	MELE/Brownstein	HOFFMAN/Warburton	KUNIAVSKY/Sahner	Write-In				
Lindenwold Dist 8	Total	1602	196	12.23	125	69		1						
Lindenwold Dist 9	Total	892	135	15.13	75	57	1	1	1					
Lindenwold Mail-In Ballot	Total	0	1586	0.00	1267	259	10	6	2					
Lindenwold Provisional	Total	0	115	0.00	74	36	2		1					
Lindenwold Emergency Ballots	Total	0	0	0.00										
Lindenwold Early Voting	Total	0	60	0.00	38	21								
Lindenwold Borough	Total	11870	3376	28.44	2377	906	26	10	5	1				
Magnolia Dist 1	Total	945	193	20.42	110	82		1						
Magnolia Dist 2	Total	744	164	22.04	84	80								
Magnolia Dist 3	Total	864	182	21.06	71	106	2		1					
Magnolia Dist 4	Total	927	234	25.24	101	129	2	1	1					
Magnolia Mail-In Ballot	Total	0	492	0.00	366	114	2	1	2					
Magnolia Provisional	Total	0	50	0.00	32	17								
Magnolia Emergency Ballots	Total	0	0	0.00										
Magnolia Early Voting	Total	0	20	0.00	10	10								
Magnolia Borough	Total	3480	1335	38.36	774	538	6	3	4					
Merchantville Dist 1	Total	1295	255	19.69	121	132	1		1					
Merchantville Dist 2	Total	856	201	23.48	93	105	1	1						
Merchantville Dist 3	Total	897	141	15.72	81	58		1						
Merchantville Mail-In Ballot	Total	0	524	0.00	419	91	1	5	1					
Merchantville Provisional	Total	0	43	0.00	28	14								
Merchantville Emergency Ballots	Total	0	0	0.00										
Merchantville Early Voting	Total	0	70	0.00	46	21	1							
Merchantville Borough	Total	3048	1234	40.49	788	421	4	7	2					
Mt Ephraim Dist 1	Total	855	217	25.38	90	125	1			1				
Mt Ephraim Dist 2	Total	987	263	26.65	85	174				1				
Mt Ephraim Dist 3	Total	961	240	24.97	74	163	3							
Mt Ephraim Dist 4	Total	928	215	23.17	70	142	1	1						
Mt. Ephraim Mail-In Ballot	Total	0	601	0.00	423	163	3	1						
Mt. Ephraim Provisional	Total	0	50	0.00	20	28								
Mt. Ephraim Emergency Ballots	Total	0	0	0.00										
Mt Ephraim Early Voting	Total	0	25	0.00	14	11								
Mount Ephraim Borough	Total	3731	1611	43.18	776	806	8	2		2				
Oaklyn Dist 1	Total	765	219	28.63	131	87			1					
Oaklyn Dist 2	Total	946	216	22.83	110	103			1	1				
Oaklyn Dist 3	Total	816	212	25.98	82	125		2	2					

Governor/Lt. Governor

		Registered	Ballots Cast	Turnout (%)	MURPHY/Oliver	CIATTARELLI/Allen	MELE/Brownstein	HOFFMAN/Warburton	KUNIAANSKY/Sahner	Write-In				
Oaklyn Dist 4	Total	793	229	28.88	130	98								
Oaklyn Mail-In Ballot	Total	0	584	0.00	460	105	5	7						
Oaklyn Provisional	Total	0	62	0.00	35	26								
Oaklyn Emergency Ballots	Total	0	0	0.00										
Oaklyn Early Voting	Total	0	27	0.00	18	6	1	1						
Oaklyn Borough	Total	3320	1549	46.66	966	550	6	10	4	1				
Pennsauken Dist 1	Total	1204	157	13.04	109	46			1					
Pennsauken Dist 2	Total	1614	233	14.44	191	39	1		2					
Pennsauken Dist 3	Total	1133	224	19.77	121	98		1						
Pennsauken Dist 4	Total	1584	199	12.56	140	59								
Pennsauken Dist 5	Total	827	190	22.97	100	88	1	1						
Pennsauken Dist 6	Total	1330	268	20.15	134	130	1							
Pennsauken Dist 7	Total	1505	193	12.82	108	82	2							
Pennsauken Dist 8	Total	1066	180	16.89	113	67								
Pennsauken Dist 9	Total	1047	144	13.75	80	61		1		1				
Pennsauken Dist 10	Total	976	202	20.70	113	84		1						
Pennsauken Dist 11	Total	1124	273	24.29	151	117		1	1					
Pennsauken Dist 12	Total	975	173	17.74	131	41	1							
Pennsauken Dist 13	Total	979	189	19.31	77	112								
Pennsauken Dist 14	Total	1183	246	20.79	188	57								
Pennsauken Dist 15	Total	1439	148	10.28	113	33		1						
Pennsauken Dist 16	Total	880	114	12.95	96	17								
Pennsauken Dist 17	Total	1566	241	15.39	149	89	2							
Pennsauken Dist 18	Total	1466	270	18.42	139	128								
Pennsauken Dist 19	Total	805	120	14.91	80	40								
Pennsauken Dist 20	Total	827	132	15.96	107	22		1						
Pennsauken Dist 21	Total	895	148	16.54	103	45								
Pennsauken Dist 22	Total	951	220	23.13	154	65			1					
Pennsauken Dist 23	Total	876	171	19.52	97	72								
Pennsauken Dist 24	Total	728	50	6.87	41	8								
Pennsauken Mail-In Ballot	Total	0	3636	0.00	2924	586	9	10	3	3				
Pennsauken Provisional	Total	0	336	0.00	226	91			1					
Pennsauken Emergency Ballots	Total	0	0	0.00										
Pennsauken Early Voting	Total	0	193	0.00	115	76								
Pennsauken Twp	Total	26980	8650	32.06	6100	2353	17	17	9	4				
Pine Hill Dist 1	Total	1226	209	17.05	133	71		1	1					
Pine Hill Dist 2	Total	1336	260	19.46	114	143	2							
Pine Hill Dist 3	Total	1411	312	22.11	131	176	3	1						
Pine Hill Dist 4	Total	1445	159	11.00	112	45		2						
Pine Hill Dist 5	Total	1420	303	21.34	112	190								
Pine Hill Dist 6	Total	992	94	9.48	63	30	1							
Pine Hill Mail-In Ballot	Total	0	1096	0.00	820	241	4	3		1				

Governor/Lt. Governor

		Registered	Ballots Cast	Turnout (%)	MURPHY/Oliver	CIATTARELLI/Allen	MELE/Brownstein	HOFFMAN/Warburton	KUNIAANSKY/Sahner	Write-In				
Pine Hill Provisional	Total	0	101	0.00	66	33								
Pine Hill Emergency Ballots	Total	0	0	0.00										
Pine Hill Early Voting	Total	0	55	0.00	38	17								
Pine Hill Borough	Total	7830	2589	33.07	1589	946	10	7	1	1				
Pine Valley Dist 1	Total	14	0	0.00										
Pine Valley Mail-In Ballot	Total	0	8	0.00	2	6								
Pine Valley Provisional	Total	0	0	0.00										
Pine Valley Emergency Ballots	Total	0	0	0.00										
Pine Valley Early Voting	Total	0	0	0.00										
Pine Valley Borough	Total	14	8	57.14	2	6								
Runnemede Dist 1	Total	836	165	19.74	61	100	2	2						
Runnemede Dist 2	Total	1157	211	18.24	88	120			1					
Runnemede Dist 3	Total	818	164	20.05	67	92	4		1					
Runnemede Dist 4	Total	962	209	21.73	71	136								
Runnemede Dist 5	Total	1484	259	17.45	94	161			1					
Runnemede Dist 6	Total	1165	260	22.32	86	172	1							
Runnemede Mail-In Ballot	Total	0	1099	0.00	761	301	6	5	1					
Runnemede Provisional	Total	0	72	0.00	28	37	3	1						
Runnemede Emergency Ballots	Total	0	0	0.00										
Runnemede Early Voting	Total	0	123	0.00	55	67	1							
Runnemede Borough	Total	6422	2562	39.89	1311	1186	17	8	4					
Somerdale Dist 1	Total	1615	351	21.73	175	169		1	2	1				
Somerdale Dist 2	Total	907	201	22.16	94	106				1				
Somerdale Dist 3	Total	873	178	20.39	118	57	1	1		1				
Somerdale Dist 4	Total	909	210	23.10	109	100			1					
Somerdale Mail-In Ballot	Total	0	660	0.00	501	138	5	4						
Somerdale Provisional	Total	0	44	0.00	25	17								
Somerdale Emergency Ballots	Total	0	0	0.00										
Somerdale Early Voting	Total	0	21	0.00	16	4								
Somerdale Borough	Total	4304	1665	38.68	1038	591	6	6	3	3				
Stratford Dist 1	Total	663	183	27.60	74	106		1	1					
Stratford Dist 2	Total	949	215	22.66	74	138	1	1						
Stratford Dist 3	Total	973	233	23.95	101	131		1						
Stratford Dist 4	Total	1107	241	21.77	82	156			1					
Stratford Dist 5	Total	804	115	14.30	57	54	2	1	1					
Stratford Dist 6	Total	940	257	27.34	104	148		1						

Governor/Lt. Governor

		Registered	Ballots Cast	Turnout (%)	MURPHY/Oliver	CIATTARELLI/Allen	MELE/Brownstein	HOFFMAN/Warburton	KUNIAANSKY/Sahner	Write-In				
Stratford Mail-In Ballot	Total	0	1023	0.00	721	270	3	5	3					
Stratford Provisional	Total	0	79	0.00	38	38	1							
Stratford Emergency Ballots	Total	0	0	0.00										
Stratford Early Voting	Total	0	45	0.00	21	20	1							
Stratford Borough	Total	5436	2391	43.98	1272	1061	8	10	6					
Tavistock Dist 1	Total	9	0	0.00										
Tavistock Mail-In Ballot	Total	0	5	0.00	3	2								
Tavistock Provisional	Total	0	0	0.00										
Tavistock Emergency Ballots	Total	0	0	0.00										
Tavistock Early Voting	Total	0	0	0.00										
Tavistock Borough	Total	9	5	55.56	3	2								
Voorhees Dist 1	Total	1635	351	21.47	193	157				1				
Voorhees Dist 2	Total	1509	317	21.01	121	194	1							
Voorhees Dist 3	Total	1379	197	14.29	87	107	1			1				
Voorhees Dist 4	Total	1554	172	11.07	102	67	1		1					
Voorhees Dist 5	Total	1535	215	14.01	142	70	2							
Voorhees Dist 6	Total	1403	245	17.46	78	166								
Voorhees Dist 7	Total	814	140	17.20	63	76								
Voorhees Dist 8	Total	1846	246	13.33	139	104								
Voorhees Dist 9	Total	1479	275	18.59	108	166								
Voorhees Dist 10	Total	1114	192	17.24	95	95								
Voorhees Dist 11	Total	1110	219	19.73	95	123								
Voorhees Dist 12	Total	1108	197	17.78	89	107								
Voorhees Dist 13	Total	1474	214	14.52	103	110								
Voorhees Dist 14	Total	1006	185	18.39	87	97	1							
Voorhees Dist 15	Total	1310	199	15.19	112	86								
Voorhees Dist 16	Total	939	181	19.28	71	110								
Voorhees Dist 17	Total	735	94	12.79	38	56								
Voorhees Dist 18	Total	1259	143	11.36	91	51								
Voorhees Dist 19	Total	1080	123	11.39	42	80								
Voorhees Mail-In Ballot	Total	0	5247	0.00	3854	1266	22	12	5	4				
Voorhees Provisional	Total	0	423	0.00	260	144	2		1					
Voorhees Emergency Ballots	Total	0	0	0.00										
Voorhees Early Voting	Total	0	383	0.00	187	187			1					
Voorhees Twp	Total	24289	9958	41.00	6157	3619	30	12	8	6				
Waterford Dist 1	Total	1322	340	25.72	70	266				2				
Waterford Dist 2	Total	1395	319	22.87	85	228	1	2		1				
Waterford Dist 3	Total	1058	236	22.31	53	181	1							
Waterford Dist 4	Total	1003	313	31.21	35	278								
Waterford Dist 5	Total	1176	251	21.34	79	170				1				

Governor/Lt. Governor

		Registered	Ballots Cast	Turnout (%)	MURPHY/Oliver	CIATTARELLI/Allen	MELE/Brownstein	HOFFMAN/Warburton	KUNIANSKY/Sahner	Write-In				
Waterford Dist 6	Total	724	197	27.21	43	152			1	1				
Waterford Dist 7	Total	1231	368	29.89	71	292	2	1						
Waterford Dist 8	Total	747	243	32.53	48	192	1	1						
Waterford Mail-In Ballot	Total	0	1457	0.00	847	554	8	4	6	1				
Waterford Provisional	Total	0	141	0.00	49	87								
Waterford Emergency Ballots	Total	0	0	0.00										
Waterford Early Voting	Total	0	115	0.00	40	71		1	1					
Waterford Twp	Total	8656	3980	45.98	1420	2471	13	9	8	6				
Winslow W1 D1	Total	1209	353	29.20	72	279								
Winslow W1 D2	Total	1445	324	22.42	55	268								
Winslow W1 D3	Total	900	228	25.33	57	170		1						
Winslow W1 D4	Total	1549	340	21.95	118	221								
Winslow W1 D5	Total	1403	353	25.16	111	241	1							
Winslow W1 D6	Total	822	162	19.71	77	81	1		1					
Winslow Ward 1 Mail-In Ballot	Total	0	1400	0.00	793	570	5	7		3				
Winslow Ward 1 Provisional	Total	0	140	0.00	43	93								
Winslow W1 Emergency Ballots	Total	0	0	0.00										
Winslow W2 D1	Total	1835	278	15.15	181	94	2	1						
Winslow W2 D2	Total	1076	249	23.14	93	154	1		1					
Winslow W2 D3	Total	1896	345	18.20	118	223	1							
Winslow W2 D4	Total	1288	339	26.32	179	158	1	1						
Winslow W2 D5	Total	1033	281	27.20	76	203	1							
Winslow W2 D6	Total	1217	181	14.87	132	47	1							
Winslow Ward 2 Mail-In Ballot	Total	0	1413	0.00	1020	367	2	6	2					
Winslow Ward 2 Provisional	Total	0	118	0.00	55	59	1							
Winslow W2 Emergency Ballots	Total	0	0	0.00										
Winslow W3 D1	Total	1614	264	16.36	212	47		2						
Winslow W3 D2	Total	1600	184	11.50	167	16								
Winslow W3 D3	Total	1447	169	11.68	138	30		1						
Winslow W3 D4	Total	1388	239	17.22	175	62								
Winslow W3 D5	Total	1522	256	16.82	212	43		1						
Winslow Ward 3 Mail-In Ballot	Total	0	1061	0.00	950	76	3	1	1	1				
Winslow Ward 3 Provisional	Total	0	94	0.00	77	11	1							
Winslow W3 Emergency Ballots	Total	0	0	0.00										
Winslow W4 D1	Total	898	217	24.16	79	135	1							
Winslow W4 D2	Total	1960	294	15.00	193	99	1							
Winslow W4 D3	Total	2106	364	17.28	216	144	1	1		1				
Winslow W4 D4	Total	1450	320	22.07	166	150		2						
Winslow W4 D5	Total	1737	326	18.77	201	123	1							
Winslow Ward 4 Mail-In Ballot	Total	0	1422	0.00	1088	300	5	9	1					
Winslow Ward 4 Provisional	Total	0	145	0.00	89	52								
Winslow W4 Emergency Ballots	Total	0	0	0.00										
Winslow W1 Early Voting	Total	0	95	0.00	37	56		1						

Governor/Lt. Governor

		Registered	Ballots Cast	Turnout (%)	MURPHY/Oliver	GIATTARELLI/Allen	MELE/Brownstein	HOFFMAN/Warburton	KUNIAANSKY/Sahner	Write-In				
Winslow W2 Early Voting	Total	0	172	0.00	105	66								
Winslow W3 Early Voting	Total	0	66	0.00	53	13								
Winslow W4 Early Voting	Total	0	103	0.00	61	41								
Winslow Twp	Total	31395	12295	39.16	7399	4692	30	34	6	5				
Woodlynne Dist 1	Total	1013	120	11.85	90	28								
Woodlynne Dist 2	Total	830	97	11.69	76	21								
Woodlynne Mail-In Ballot	Total	0	127	0.00	99	21		2						
Woodlynne Provisional	Total	0	11	0.00	9	2								
Woodlynne Emergency Ballots	Total	0	0	0.00										
Woodlynne Early Voting	Total	0	7	0.00	3	4								
Woodlynne Borough	Total	1843	362	19.64	277	76		2						
Total - All Tally Types		398229	151438	38.03	92162	56016	592	431	191	77				
Contest Total		398229	151438	38.03	92162	56016	592	431	191	77				

State Senate 4th District

		Registered	Ballots Cast	Turnout (%)	Fred H. MADDEN	Stephen H. PAKRADOONI, JR.	Write-In							
Chesilhurst Dist 1	Total	1275	235	18.43	130	98								
Chesilhurst Mail-In Ballot	Total	0	186	0.00	135	41								
Chesilhurst Provisional	Total	0	16	0.00	8	7								
Chesilhurst Emergency Ballots	Total	0	0	0.00										
Chesilhurst Early Voting	Total	0	15	0.00	7	7								
Chesilhurst Borough	Total	1275	452	35.45	280	153								
Clementon Dist 1	Total	1232	198	16.07	97	99								
Clementon Dist 2	Total	1113	198	17.79	80	113								
Clementon Dist 3	Total	1446	242	16.74	129	109	1							
Clementon Mail-In Ballot	Total	0	535	0.00	400	111	1							
Clementon Provisional	Total	0	42	0.00	24	18								
Clementon Emergency Ballots	Total	0	0	0.00										
Clementon Early Voting	Total	0	22	0.00	11	11								
Clementon Borough	Total	3791	1237	32.63	741	461	2							
Gloucester Twp Dist 1	Total	798	216	27.07	81	127								
Gloucester Twp Dist 2	Total	865	216	24.97	67	141								
Gloucester Twp Dist 3	Total	862	180	20.88	49	124	1							
Gloucester Twp Dist 4	Total	1207	318	26.35	111	184	1							
Gloucester Twp Dist 5	Total	1492	287	19.24	122	152								
Gloucester Twp Dist 6	Total	1682	285	16.94	101	173								
Gloucester Twp Dist 7	Total	1246	343	27.53	117	200								
Gloucester Twp Dist 8	Total	1284	213	16.59	124	84								
Gloucester Twp Dist 9	Total	1442	329	22.82	113	198								
Gloucester Twp Dist 10	Total	1055	234	22.18	63	157								
Gloucester Twp Dist 11	Total	1126	295	26.20	114	169								
Gloucester Twp Dist 12	Total	1284	347	27.02	118	220								
Gloucester Twp Dist 13	Total	1831	257	14.04	114	133								
Gloucester Twp Dist 14	Total	1382	221	15.99	151	60								
Gloucester Twp Dist 15	Total	1495	376	25.15	145	222								
Gloucester Twp Dist 16	Total	1224	304	24.84	101	192								
Gloucester Twp Dist 17	Total	2462	280	11.37	151	118								
Gloucester Twp Dist 18	Total	1695	302	17.82	171	122	1							
Gloucester Twp Dist 19	Total	1571	313	19.92	129	173								
Gloucester Twp Dist 20	Total	1399	304	21.73	131	155	2							
Gloucester Twp Dist 21	Total	838	174	20.76	54	111								
Gloucester Twp Dist 22	Total	1011	186	18.40	60	115								
Gloucester Twp Dist 23	Total	1431	255	17.82	174	75								
Gloucester Twp Dist 24	Total	1341	299	22.30	108	176								
Gloucester Twp Dist 25	Total	1245	292	23.45	88	188								
Gloucester Twp Dist 26	Total	1015	272	26.80	100	162								

State Senate 4th District

		Registered	Ballots Cast	Turnout (%)	Fred H. MADDEN	Stephen H. PAKRADOONI, JR.	Write-In							
Gloucester Twp Dist 27	Total	1099	274	24.93	91	177								
Gloucester Twp Dist 28	Total	1341	196	14.62	106	83								
Gloucester Twp Dist 29	Total	1470	325	22.11	155	161	1							
Gloucester Twp Dist 30	Total	1601	332	20.74	138	178								
Gloucester Twp Dist 31	Total	1064	216	20.30	84	121								
Gloucester Twp Dist 32	Total	1366	296	21.67	121	162								
Gloucester Twp Dist 33	Total	1468	273	18.60	165	98								
Gloucester Twp Dist 34	Total	1034	189	18.28	90	94								
Gloucester Twp Dist 35	Total	1779	368	20.69	177	177								
Gloucester Twp Dist 36	Total	1007	256	25.42	119	129								
Gloucester Twp Dist 37	Total	657	66	10.05	49	14								
Gloucester Twp Dist 38	Total	792	139	17.55	72	64								
Gloucester Twp Dist 39	Total	686	130	18.95	53	69	1							
Gloucester Twp Dist 40	Total	1283	243	18.94	98	137								
Gloucester Twp Mail-In Ballot	Total	0	9035	0.00	6322	2375	8							
Gloucester Twp Provisional	Total	0	809	0.00	432	348								
Gloucester Twp Emergency Ballots	Total	0	0	0.00										
Gloucester Twp Early Voting	Total	0	478	0.00	222	236								
Gloucester Twp	Total	50930	20723	40.69	11351	8554	15							
Laurel Springs Dist 1	Total	855	163	19.06	72	89								
Laurel Springs Dist 2	Total	774	233	30.10	90	132	1							
Laurel Springs Mail-In Ballot	Total	0	279	0.00	213	58								
Laurel Springs Provisional	Total	0	28	0.00	9	16								
Laurel Springs Emergency Ballots	Total	0	0	0.00										
Laurel Springs Early Voting	Total	0	6	0.00	3	3								
Laurel Springs Borough	Total	1629	709	43.52	387	298	1							
Lindenwold Dist 1	Total	1428	217	15.20	101	105	2							
Lindenwold Dist 2	Total	1382	231	16.71	126	100								
Lindenwold Dist 3	Total	1037	230	22.18	126	97								
Lindenwold Dist 4	Total	1838	243	13.22	141	94	1							
Lindenwold Dist 5	Total	1251	83	6.63	72	10								
Lindenwold Dist 6	Total	1476	206	13.96	170	27								
Lindenwold Dist 7	Total	964	74	7.68	58	14								
Lindenwold Dist 8	Total	1602	196	12.23	126	62								
Lindenwold Dist 9	Total	892	135	15.13	73	52								
Lindenwold Mail-In Ballot	Total	0	1586	0.00	1288	251								
Lindenwold Provisional	Total	0	115	0.00	73	33								
Lindenwold Emergency Ballots	Total	0	0	0.00										

State Senate 4th District

		Registered	Ballots Cast	Turnout (%)	Fred H. MADDEN	Stephen H. PAKRADOONI, JR.	Write-In							
Lindenwold Early Voting	Total	0	60	0.00	39	19								
Lindenwold Borough	Total	11870	3376	28.44	2393	864	3							
Winslow W1 D1	Total	1209	353	29.20	77	260								
Winslow W1 D2	Total	1445	324	22.42	55	255								
Winslow W1 D3	Total	900	228	25.33	60	160								
Winslow W1 D4	Total	1549	340	21.95	113	219								
Winslow W1 D5	Total	1403	353	25.16	121	226								
Winslow W1 D6	Total	822	162	19.71	76	77								
Winslow Ward 1 Mail-In Ballot	Total	0	1400	0.00	832	512								
Winslow Ward 1 Provisional	Total	0	140	0.00	50	84								
Winslow W1 Emergency Ballots	Total	0	0	0.00										
Winslow W2 D1	Total	1835	278	15.15	185	90								
Winslow W2 D2	Total	1076	249	23.14	105	139								
Winslow W2 D3	Total	1896	345	18.20	123	211								
Winslow W2 D4	Total	1288	339	26.32	178	152								
Winslow W2 D5	Total	1033	281	27.20	76	201								
Winslow W2 D6	Total	1217	181	14.87	131	41								
Winslow Ward 2 Mail-In Ballot	Total	0	1413	0.00	1026	350	1							
Winslow Ward 2 Provisional	Total	0	118	0.00	60	53								
Winslow W2 Emergency Ballots	Total	0	0	0.00										
Winslow W3 D1	Total	1614	264	16.36	212	44	1							
Winslow W3 D2	Total	1600	184	11.50	160	14								
Winslow W3 D3	Total	1447	169	11.68	136	27								
Winslow W3 D4	Total	1388	239	17.22	168	62								
Winslow W3 D5	Total	1522	256	16.82	213	39								
Winslow Ward 3 Mail-In Ballot	Total	0	1061	0.00	962	81								
Winslow Ward 3 Provisional	Total	0	94	0.00	80	9								
Winslow W3 Emergency Ballots	Total	0	0	0.00										
Winslow W4 D1	Total	898	217	24.16	81	129	1							
Winslow W4 D2	Total	1960	294	15.00	192	95								
Winslow W4 D3	Total	2106	364	17.28	215	141								
Winslow W4 D4	Total	1450	320	22.07	164	146								
Winslow W4 D5	Total	1737	326	18.77	203	114								
Winslow Ward 4 Mail-In Ballot	Total	0	1422	0.00	1100	284	1							
Winslow Ward 4 Provisional	Total	0	145	0.00	96	40	1							
Winslow W4 Emergency Ballots	Total	0	0	0.00										
Winslow W1 Early Voting	Total	0	95	0.00	35	58								
Winslow W2 Early Voting	Total	0	172	0.00	107	62								
Winslow W3 Early Voting	Total	0	66	0.00	51	12								
Winslow W4 Early Voting	Total	0	103	0.00	65	32								

State Senate 4th District

		Registered	Ballots Cast	Turnout (%)	Fred H. MADDEN	Stephen H. PAKRADOONI, JR.	Write-In							
Winslow Twp	Total	31395	12295	39.16	7508	4419	5							
Total - All Tally Types		100890	38792	38.45	22660	14749	26							
Contest Total		100890	38792	38.45	22660	14749	26							

State Senate 5th District

		Registered	Ballots Cast	Turnout (%)	Nilsa CRUZ-PEREZ	Clyde COOK	Write-In							
Audubon Boro Dist 1	Total	923	240	26.00	114	116								
Audubon Boro Dist 2	Total	688	202	29.36	71	120								
Audubon Boro Dist 3	Total	1076	241	22.40	109	122								
Audubon Boro Dist 4	Total	700	200	28.57	69	126								
Audubon Boro Dist 5	Total	1054	235	22.30	92	133								
Audubon Boro Dist 6	Total	1179	313	26.55	125	180								
Audubon Boro Dist 7	Total	720	209	29.03	82	121								
Audubon Boro Dist 8	Total	948	256	27.00	109	139								
Audubon Boro Mail-In Ballot	Total	0	1418	0.00	1073	309								
Audubon Boro Provisional	Total	0	155	0.00	72	75								
Audubon Boro Emergency Ballots	Total	0	0	0.00										
Audubon Boro Early Voting	Total	0	43	0.00	20	23								
Audubon Borough	Total	7288	3512	48.19	1936	1464								
Audubon Park Dist 1	Total	843	234	27.76	103	109								
Audubon Park Mail-In Ballot	Total	0	138	0.00	92	33	1							
Audubon Park Provisional	Total	0	18	0.00	3	13								
Audubon Park Emergency Ballots	Total	0	0	0.00										
Audubon Park Early Voting	Total	0	2	0.00	2									
Audubon Park Borough	Total	843	392	46.50	200	155	1							
Barrington Dist 1	Total	1256	361	28.74	133	219								
Barrington Dist 2	Total	1002	239	23.85	115	110								
Barrington Dist 3	Total	1172	251	21.42	100	143	1							
Barrington Dist 4	Total	1515	290	19.14	117	161								
Barrington Dist 5	Total	545	142	26.06	69	70								
Barrington Mail-In Ballot	Total	0	1072	0.00	770	271	2							
Barrington Provisional	Total	0	80	0.00	44	33								
Barrington Emergency Ballots	Total	0	0	0.00										
Barrington Early Voting	Total	0	43	0.00	19	24								
Barrington Borough	Total	5490	2478	45.14	1367	1031	3							
Bellmawr Dist 1	Total	1536	184	11.98	59	115								
Bellmawr Dist 2	Total	1386	276	19.91	106	158								
Bellmawr Dist 3	Total	1311	227	17.32	80	134								
Bellmawr Dist 4	Total	1055	265	25.12	77	168	1							
Bellmawr Dist 5	Total	1051	185	17.60	80	97								
Bellmawr Dist 6	Total	1287	226	17.56	86	135								
Bellmawr Dist 7	Total	1025	390	38.05	130	240								
Bellmawr Mail-In Ballot	Total	0	1315	0.00	971	287	1							
Bellmawr Provisional	Total	0	93	0.00	33	58								
Bellmawr Emergency Ballots	Total	0	0	0.00										
Bellmawr Early Voting	Total	0	83	0.00	40	41								

State Senate 5th District

		Registered	Ballots Cast	Turnout (%)	Nilisa CRUZ-PEREZ	Clyde COOK	Write-In							
Bellmawr Borough	Total	8651	3244	37.50	1662	1433	2							
Brooklawn Dist 1	Total	1388	318	22.91	144	163								
Brooklawn Mail-In Ballot	Total	0	155	0.00	107	43								
Brooklawn Provisional	Total	0	9	0.00	6	3								
Brooklawn Emergency Ballots	Total	0	0	0.00										
Brooklawn Early Voting	Total	0	2	0.00	1	1								
Brooklawn Borough	Total	1388	484	34.87	258	210								
Camden City W1 D1	Total	638	54	8.46	47	2								
Camden City W1 D2	Total	1333	109	8.18	90	7								
Camden City W1 D3	Total	1213	113	9.32	91	10								
Camden City W1 D4	Total	1040	59	5.67	50	4								
Camden City W1 D5	Total	1459	96	6.58	80	7	1							
Camden City W1 D6	Total	1425	124	8.70	103	11								
Camden City W1 D7	Total	980	41	4.18	35	4								
Camden City W1 D8	Total	965	130	13.47	107	12								
Camden City W1 D9	Total	1587	125	7.88	101	13								
Camden City W1 D10	Total	1208	100	8.28	77	15								
Camden City Ward 1 Mail-In Ballot	Total	0	736	0.00	663	38								
Camden City Ward 1 Provisional	Total	0	93	0.00	81	7								
Camden City W1 Emergency Ballots	Total	0	0	0.00										
Camden City W2 D1	Total	740	77	10.41	66	6								
Camden City W2 D2	Total	987	87	8.81	60	17								
Camden City W2 D3	Total	1094	183	16.73	155	7								
Camden City W2 D4	Total	793	57	7.19	43	10								
Camden City W2 D5	Total	913	51	5.59	37	5								
Camden City W2 D6	Total	1644	112	6.81	99	6								
Camden City W2 D7	Total	1143	134	11.72	113	6								
Camden City W2 D8	Total	1798	123	6.84	104	8								
Camden City W2 D9	Total	1747	115	6.58	93	9								
Camden City W2 D10	Total	839	55	6.56	46	4								
Camden City W2 D11	Total	821	65	7.92	51	8								
Camden City Ward 2 Mail-In Ballot	Total	0	949	0.00	862	44	1							
Camden City Ward 2 Provisional	Total	0	125	0.00	110	8								
Camden City W2 Emergency Ballots	Total	0	0	0.00										
Camden City W3 D1	Total	1120	75	6.70	58	13								
Camden City W3 D2	Total	1449	137	9.45	107	18								
Camden City W3 D3	Total	1039	90	8.66	69	12								
Camden City W3 D4	Total	1167	81	6.94	67	10								
Camden City W3 D5	Total	1038	58	5.59	50	3								

State Senate 5th District

		Registered	Ballots Cast	Turnout (%)	Nilsa CRUZ-PEREZ	Clyde COOK	Write-In							
Camden City W3 D6	Total	1166	120	10.29	103	8								
Camden City W3 D7	Total	1234	96	7.78	77	13								
Camden City W3 D8	Total	1347	99	7.35	80	15								
Camden City W3 D9	Total	1538	122	7.93	97	12								
Camden City Ward 3 Mail-In Ballot	Total	0	722	0.00	649	49	1							
Camden City Ward 3 Provisional	Total	0	101	0.00	79	16								
Camden City W3 Emergency Ballots	Total	0	0	0.00										
Camden City W4 D1	Total	1015	102	10.05	86	12								
Camden City W4 D2	Total	1170	86	7.35	62	16								
Camden City W4 D3	Total	1180	112	9.49	92	7								
Camden City W4 D4	Total	1302	86	6.61	72	7								
Camden City W4 D5	Total	1029	68	6.61	55	7								
Camden City W4 D6	Total	1296	106	8.18	94	7								
Camden City W4 D7	Total	1155	98	8.48	77	14								
Camden City W4 D8	Total	1248	129	10.34	106	21								
Camden City W4 D9	Total	1265	137	10.83	99	23								
Camden City W4 D10	Total	1230	105	8.54	82	18	1							
Camden City Ward 4 Provisional	Total	0	81	0.00	70	6								
Camden City W4 Mail-In Ballot	Total	0	634	0.00	546	48								
Camden City W4 Emergency Ballots	Total	0	0	0.00										
Camden City W1 Early Voting	Total	0	19	0.00	17	2								
Camden City W2 Early Voting	Total	0	30	0.00	25									
Camden City W3 Early Voting	Total	0	21	0.00	17	3								
Camden City W4 Early Voting	Total	0	14	0.00	8	6								
Camden City	Total	47355	7442	15.72	6308	634	4							
Gloucester City W1 D1	Total	1052	113	10.74	56	53								
Gloucester City W1 D2	Total	817	199	24.36	85	101	2							
Gloucester City W1 D3	Total	721	181	25.10	62	111								
Gloucester City Ward 1 Mail-In Ballot	Total	0	303	0.00	228	59								
Gloucester City Ward 1 Provisional	Total	0	29	0.00	11	17								
Gloucester City W1 Emergency Ballots	Total	0	0	0.00										
Gloucester City W2 D1	Total	822	109	13.26	47	57								
Gloucester City W2 D2	Total	913	231	25.30	99	118	1							
Gloucester City W2 D3	Total	1033	255	24.69	101	144								
Gloucester City Ward 2 Mail-In Ballot	Total	0	412	0.00	319	78								
Gloucester City Ward 2 Provisional	Total	0	40	0.00	16	21								
Gloucester City W2 Emergency Ballots	Total	0	0	0.00										
Gloucester City W3 D1	Total	1240	188	15.16	83	96								

State Senate 5th District

		Registered	Ballots Cast	Turnout (%)	Nilsa CRUZ-PEREZ	Clyde COOK	Write-In							
Gloucester City W3 D2	Total	1167	223	19.11	75	139								
Gloucester City Ward 3 Mail-In Ballot	Total	0	285	0.00	195	80	1							
Gloucester City Ward 3 Provisional	Total	0	16	0.00	8	8								
Gloucester City W3 Emergency Ballots	Total	0	0	0.00										
Gloucester City W1 Early Voting	Total	0	12	0.00	4	8								
Gloucester City W2 Early Voting	Total	0	8	0.00	3	3								
Gloucester City W3 Early Voting	Total	0	7	0.00	3	4								
Gloucester City	Total	7765	2611	33.63	1395	1097	4							
Haddon Heights Dist 1	Total	821	195	23.75	77	113								
Haddon Heights Dist 2	Total	734	160	21.80	84	71								
Haddon Heights Dist 3	Total	1129	293	25.95	135	148								
Haddon Heights Dist 4	Total	701	146	20.83	62	79								
Haddon Heights Dist 5	Total	1007	270	26.81	140	121								
Haddon Heights Dist 6	Total	1057	282	26.68	107	165	1							
Haddon Heights Dist 7	Total	1063	265	24.93	116	141								
Haddon Heights Mail-In Ballot	Total	0	1588	0.00	1170	374								
Haddon Heights Provisional	Total	0	152	0.00	97	54								
Haddon Heights Emergency Ballots	Total	0	0	0.00										
Haddon Heights Early Voting	Total	0	71	0.00	37	32								
Haddon Heights Borough	Total	6512	3422	52.55	2025	1298	1							
Lawnside Dist 1	Total	1261	255	20.22	227	15								
Lawnside Dist 2	Total	1297	267	20.59	233	20								
Lawnside Mail-In Ballot	Total	0	461	0.00	423	19								
Lawnside Provisional	Total	0	45	0.00	40	1								
Lawnside Emergency Ballots	Total	0	0	0.00										
Lawnside Early Voting	Total	0	17	0.00	16	1								
Lawnside Borough	Total	2558	1045	40.85	939	56								
Magnolia Dist 1	Total	945	193	20.42	107	79								
Magnolia Dist 2	Total	744	164	22.04	87	75								
Magnolia Dist 3	Total	864	182	21.06	74	103								
Magnolia Dist 4	Total	927	234	25.24	106	123								
Magnolia Mail-In Ballot	Total	0	492	0.00	368	107								
Magnolia Provisional	Total	0	50	0.00	31	16								
Magnolia Emergency Ballots	Total	0	0	0.00										
Magnolia Early Voting	Total	0	20	0.00	8	11								

State Senate 5th District

		Registered	Ballots Cast	Turnout (%)	Nilsa CRUZ-PEREZ	Clyde COOK	Write-In							
Magnolia Borough	Total	3480	1335	38.36	781	514								
Mt Ephraim Dist 1	Total	855	217	25.38	94	116								
Mt Ephraim Dist 2	Total	987	263	26.65	83	173								
Mt Ephraim Dist 3	Total	961	240	24.97	83	151								
Mt Ephraim Dist 4	Total	928	215	23.17	74	126								
Mt. Ephraim Mail-In Ballot	Total	0	601	0.00	422	156								
Mt. Ephraim Provisional	Total	0	50	0.00	19	28								
Mt. Ephraim Emergency Ballots	Total	0	0	0.00										
Mt Ephraim Early Voting	Total	0	25	0.00	14	10	1							
Mount Ephraim Borough	Total	3731	1611	43.18	789	760	1							
Runnemede Dist 1	Total	836	165	19.74	64	95								
Runnemede Dist 2	Total	1157	211	18.24	93	109								
Runnemede Dist 3	Total	818	164	20.05	65	98								
Runnemede Dist 4	Total	962	209	21.73	77	124								
Runnemede Dist 5	Total	1484	259	17.45	95	153								
Runnemede Dist 6	Total	1165	260	22.32	90	149								
Runnemede Mail-In Ballot	Total	0	1099	0.00	762	283								
Runnemede Provisional	Total	0	72	0.00	32	35	1							
Runnemede Emergency Ballots	Total	0	0	0.00										
Runnemede Early Voting	Total	0	123	0.00	52	67								
Runnemede Borough	Total	6422	2562	39.89	1330	1113	1							
Woodlynne Dist 1	Total	1013	120	11.85	83	29	4							
Woodlynne Dist 2	Total	830	97	11.69	74	22								
Woodlynne Mail-In Ballot	Total	0	127	0.00	97	24								
Woodlynne Provisional	Total	0	11	0.00	10	1								
Woodlynne Emergency Ballots	Total	0	0	0.00										
Woodlynne Early Voting	Total	0	7	0.00	5	2								
Woodlynne Borough	Total	1843	362	19.64	269	78	4							
Total - All Tally Types		103326	30500	29.52	19259	9843	21							
Contest Total		103326	30500	29.52	19259	9843	21							

State Senate 6th District

		Registered	Ballots Cast	Turnout (%)	James BEACH	John FOLEY	Write-In							
Berlin Twp Dist 1	Total	1861	187	10.05	48	129								
Berlin Twp Dist 2	Total	744	184	24.73	85	92	1							
Berlin Twp Dist 3	Total	686	152	22.16	52	97								
Berlin Twp Dist 4	Total	1314	308	23.44	108	185	1							
Berlin Twp Mail-In Ballot	Total	0	1047	0.00	734	276								
Berlin Twp Provisional	Total	0	71	0.00	30	34								
Berlin Twp Emergency Ballots	Total	0	0	0.00										
Berlin Twp Early Voting	Total	0	36	0.00	13	23								
Berlin Township	Total	4605	1985	43.11	1070	836	2							
Cherry Hill Dist 1	Total	1165	316	27.12	150	144								
Cherry Hill Dist 2	Total	1396	231	16.55	101	125								
Cherry Hill Dist 3	Total	1291	233	18.05	97	129								
Cherry Hill Dist 4	Total	1447	255	17.62	106	143								
Cherry Hill Dist 5	Total	1316	303	23.02	165	131								
Cherry Hill Dist 6	Total	1002	184	18.36	74	105								
Cherry Hill Dist 7	Total	1177	251	21.33	133	112								
Cherry Hill Dist 8	Total	1142	193	16.90	110	78								
Cherry Hill Dist 9	Total	2141	314	14.67	134	171	1							
Cherry Hill Dist 10	Total	880	178	20.23	62	113								
Cherry Hill Dist 11	Total	1412	316	22.38	129	176								
Cherry Hill Dist 12	Total	1482	264	17.81	121	139								
Cherry Hill Dist 13	Total	1171	281	24.00	108	168								
Cherry Hill Dist 14	Total	970	233	24.02	94	131								
Cherry Hill Dist 15	Total	1361	216	15.87	102	111								
Cherry Hill Dist 16	Total	869	125	14.38	57	65								
Cherry Hill Dist 17	Total	1391	309	22.21	162	138								
Cherry Hill Dist 18	Total	1008	187	18.55	79	103								
Cherry Hill Dist 19	Total	1075	237	22.05	121	110								
Cherry Hill Dist 20	Total	2314	455	19.66	198	238								
Cherry Hill Dist 21	Total	1487	305	20.51	149	147	1							
Cherry Hill Dist 22	Total	1183	307	25.95	129	167								
Cherry Hill Dist 23	Total	1676	239	14.26	111	120								
Cherry Hill Dist 24	Total	1333	240	18.00	109	123								
Cherry Hill Dist 25	Total	1139	242	21.25	107	126								
Cherry Hill Dist 26	Total	1646	347	21.08	184	155								
Cherry Hill Dist 27	Total	1190	194	16.30	86	103								
Cherry Hill Dist 28	Total	1415	190	13.43	101	80								
Cherry Hill Dist 29	Total	1522	310	20.37	158	144								
Cherry Hill Dist 30	Total	779	109	13.99	68	40								
Cherry Hill Dist 31	Total	1709	266	15.56	152	101								
Cherry Hill Dist 32	Total	727	101	13.89	65	33								
Cherry Hill Dist 33	Total	1423	300	21.08	147	146								
Cherry Hill Dist 34	Total	1322	201	15.20	95	104								
Cherry Hill Dist 35	Total	1290	294	22.79	123	160								
Cherry Hill Dist 36	Total	1397	171	12.24	75	90								
Cherry Hill Dist 37	Total	1118	201	17.98	103	94								
Cherry Hill Dist 38	Total	952	149	15.65	94	52								

State Senate 6th District

		Registered	Ballots Cast	Turnout (%)	James BEACH	John FOLEY	Write-In							
Cherry Hill Dist 39	Total	1267	201	15.86	101	93								
Cherry Hill Dist 40	Total	897	132	14.72	61	65								
Cherry Hill Dist 41	Total	1065	150	14.08	67	72								
Cherry Hill Dist 42	Total	766	176	22.98	82	91								
Cherry Hill Dist 43	Total	989	174	17.59	78	90								
Cherry Hill Dist 44	Total	1541	189	12.26	100	84								
Cherry Hill Dist 45	Total	2111	299	14.16	126	165								
Cherry Hill Dist 46	Total	1225	183	14.94	73	99								
Cherry Hill Dist 47	Total	1380	199	14.42	105	87								
Cherry Hill Dist 48	Total	741	92	12.42	56	32	1							
Cherry Hill Mail-In Ballot	Total	0	14327	0.00	10773	3138	12							
Cherry Hill Provisional	Total	0	1198	0.00	738	413	1							
Cherry Hill Emergency Ballots	Total	0	0	0.00										
Cherry Hill Early Voting	Total	0	443	0.00	235	185	3							
Cherry Hill Twp	Total	61300	27010	44.06	16954	9229	19							
Collingswood Dist 1	Total	765	197	25.75	128	63								
Collingswood Dist 2	Total	1134	307	27.07	221	79								
Collingswood Dist 3	Total	702	127	18.09	80	43								
Collingswood Dist 4	Total	1052	232	22.05	153	69								
Collingswood Dist 5	Total	1185	100	8.44	76	21								
Collingswood Dist 6	Total	788	214	27.16	132	72	1							
Collingswood Dist 7	Total	1044	260	24.90	173	78								
Collingswood Dist 8	Total	889	195	21.93	133	60	2							
Collingswood Dist 9	Total	1480	290	19.59	182	98	1							
Collingswood Dist 10	Total	915	241	26.34	163	64	2							
Collingswood Dist 11	Total	1042	204	19.58	125	72	1							
Collingswood Dist 12	Total	690	155	22.46	94	55								
Collingswood Mail-In Ballot	Total	0	2328	0.00	1945	288	8							
Collingswood Provisional	Total	0	198	0.00	147	43	1							
Collingswood Emergency Ballots	Total	0	0	0.00										
Collingswood Early Voting	Total	0	168	0.00	108	54	1							
Collingswood Borough	Total	11686	5216	44.63	3860	1159	17							
Gibbsboro Dist 1	Total	1000	225	22.50	75	144								
Gibbsboro Dist 2	Total	899	205	22.80	68	130								
Gibbsboro Mail-In Ballot	Total	0	368	0.00	263	90								
Gibbsboro Provisional	Total	0	35	0.00	23	10								
Gibbsboro Emergency Ballots	Total	0	0	0.00										
Gibbsboro Early Voting	Total	0	12	0.00	6	6								
Gibbsboro Borough	Total	1899	845	44.50	435	380								
Haddon Twp Dist 1	Total	1092	254	23.26	112	137								
Haddon Twp Dist 2	Total	724	162	22.38	82	73								
Haddon Twp Dist 3	Total	1239	358	28.89	152	198								

State Senate 6th District

		Registered	Ballots Cast	Turnout (%)	James BEACH	John FOLEY	Write-In							
Haddon Twp Dist 4	Total	779	206	26.44	98	105								
Haddon Twp Dist 5	Total	590	142	24.07	78	61								
Haddon Twp Dist 6	Total	785	209	26.62	92	112								
Haddon Twp Dist 7	Total	740	233	31.49	131	96	2							
Haddon Twp Dist 8	Total	1018	181	17.78	88	88								
Haddon Twp Dist 9	Total	651	160	24.58	80	75								
Haddon Twp Dist 10	Total	789	224	28.39	114	99	1							
Haddon Twp Dist 11	Total	990	242	24.44	123	116								
Haddon Twp Dist 12	Total	1450	335	23.10	145	181	1							
Haddon Twp Dist 13	Total	735	192	26.12	85	97								
Haddon Twp Dist 14	Total	744	190	25.54	89	97								
Haddon Twp Dist 15	Total	736	178	24.18	102	65								
Haddon Twp Mail-In Ballot	Total	0	2891	0.00	2174	624	5							
Haddon Twp Provisional	Total	0	233	0.00	148	76								
Haddon Twp Emergency Ballots	Total	0	0	0.00										
Haddon Twp Early Voting	Total	0	114	0.00	63	49								
Haddon Twp	Total	13062	6504	49.79	3956	2349	9							
Haddonfield Dist 1	Total	1301	247	18.99	116	126								
Haddonfield Dist 2	Total	1480	265	17.91	122	136	1							
Haddonfield Dist 3	Total	1051	217	20.65	101	105								
Haddonfield Dist 4	Total	838	155	18.50	52	98								
Haddonfield Dist 5	Total	726	146	20.11	57	83								
Haddonfield Dist 6	Total	1035	248	23.96	91	152								
Haddonfield Dist 7	Total	997	187	18.76	95	86								
Haddonfield Dist 8	Total	1097	232	21.15	120	102								
Haddonfield Dist 9	Total	1248	265	21.23	139	119	1							
Haddonfield Dist 10	Total	894	181	20.25	97	81								
Haddonfield Mail-In Ballot	Total	0	2977	0.00	2188	700	1							
Haddonfield Provisional	Total	0	222	0.00	133	78								
Haddonfield Emergency Ballots	Total	0	0	0.00										
Haddonfield Early Voting	Total	0	121	0.00	56	63								
Haddonfield Borough	Total	10667	5463	51.21	3367	1929	3							
Hi-Nella Dist 1	Total	703	138	19.63	69	65								
Hi Nella Mail-In Ballot	Total	0	84	0.00	60	22								
Hi Nella Provisional	Total	0	7	0.00	7									
Hi Nella Emergency Ballots	Total	0	0	0.00										
Hi-Nella Early Voting	Total	0	1	0.00										
Hi-Nella Borough	Total	703	230	32.72	136	87								
Merchantville Dist 1	Total	1295	255	19.69	116	131								
Merchantville Dist 2	Total	856	201	23.48	90	105								
Merchantville Dist 3	Total	897	141	15.72	78	58								

State Senate 6th District

		Registered	Ballots Cast	Turnout (%)	James BEACH	John FOLEY	Write-In							
Merchantville Mail-In Ballot	Total	0	524	0.00	416	91								
Merchantville Provisional	Total	0	43	0.00	26	16								
Merchantville Emergency Ballots	Total	0	0	0.00										
Merchantville Early Voting	Total	0	70	0.00	44	23								
Merchantville Borough	Total	3048	1234	40.49	770	424								
Oaklyn Dist 1	Total	765	219	28.63	128	88								
Oaklyn Dist 2	Total	946	216	22.83	111	97								
Oaklyn Dist 3	Total	816	212	25.98	95	110								
Oaklyn Dist 4	Total	793	229	28.88	137	82								
Oaklyn Mail-In Ballot	Total	0	584	0.00	461	112								
Oaklyn Provisional	Total	0	62	0.00	38	23								
Oaklyn Emergency Ballots	Total	0	0	0.00										
Oaklyn Early Voting	Total	0	27	0.00	18	9								
Oaklyn Borough	Total	3320	1549	46.66	988	521								
Pennsauken Dist 1	Total	1204	157	13.04	111	39								
Pennsauken Dist 2	Total	1614	233	14.44	188	36	1							
Pennsauken Dist 3	Total	1133	224	19.77	120	92								
Pennsauken Dist 4	Total	1584	199	12.56	140	49								
Pennsauken Dist 5	Total	827	190	22.97	100	83								
Pennsauken Dist 6	Total	1330	268	20.15	127	121								
Pennsauken Dist 7	Total	1505	193	12.82	109	76								
Pennsauken Dist 8	Total	1066	180	16.89	109	64								
Pennsauken Dist 9	Total	1047	144	13.75	77	57								
Pennsauken Dist 10	Total	976	202	20.70	118	79								
Pennsauken Dist 11	Total	1124	273	24.29	150	113								
Pennsauken Dist 12	Total	975	173	17.74	123	42								
Pennsauken Dist 13	Total	979	189	19.31	78	102								
Pennsauken Dist 14	Total	1183	246	20.79	184	50	1							
Pennsauken Dist 15	Total	1439	148	10.28	112	28								
Pennsauken Dist 16	Total	880	114	12.95	93	17								
Pennsauken Dist 17	Total	1566	241	15.39	144	90								
Pennsauken Dist 18	Total	1466	270	18.42	138	125	1							
Pennsauken Dist 19	Total	805	120	14.91	77	40								
Pennsauken Dist 20	Total	827	132	15.96	106	17								
Pennsauken Dist 21	Total	895	148	16.54	92	42								
Pennsauken Dist 22	Total	951	220	23.13	152	63								
Pennsauken Dist 23	Total	876	171	19.52	98	66								
Pennsauken Dist 24	Total	728	50	6.87	40	8								
Pennsauken Mail-In Ballot	Total	0	3636	0.00	2905	604	2							
Pennsauken Provisional	Total	0	336	0.00	222	93								
Pennsauken Emergency Ballots	Total	0	0	0.00										
Pennsauken Early Voting	Total	0	193	0.00	107	79								
Pennsauken Twp	Total	26980	8650	32.06	6020	2275	5							

State Senate 6th District

		Registered	Ballots Cast	Turnout (%)	James BEACH	John FOLEY	Write-In							
Somerdale Dist 1	Total	1615	351	21.73	189	144	1							
Somerdale Dist 2	Total	907	201	22.16	97	97								
Somerdale Dist 3	Total	873	178	20.39	116	54								
Somerdale Dist 4	Total	909	210	23.10	118	87								
Somerdale Mail-In Ballot	Total	0	660	0.00	509	129								
Somerdale Provisional	Total	0	44	0.00	26	15								
Somerdale Emergency Ballots	Total	0	0	0.00										
Somerdale Early Voting	Total	0	21	0.00	17	4								
Somerdale Borough	Total	4304	1665	38.68	1072	530	1							
Stratford Dist 1	Total	663	183	27.60	74	105								
Stratford Dist 2	Total	949	215	22.66	81	127								
Stratford Dist 3	Total	973	233	23.95	101	124								
Stratford Dist 4	Total	1107	241	21.77	83	148								
Stratford Dist 5	Total	804	115	14.30	56	54								
Stratford Dist 6	Total	940	257	27.34	104	135								
Stratford Mail-In Ballot	Total	0	1023	0.00	723	259	2							
Stratford Provisional	Total	0	79	0.00	39	37								
Stratford Emergency Ballots	Total	0	0	0.00										
Stratford Early Voting	Total	0	45	0.00	25	20								
Stratford Borough	Total	5436	2391	43.98	1286	1009	2							
Tavistock Dist 1	Total	9	0	0.00										
Tavistock Mail-In Ballot	Total	0	5	0.00	2	3								
Tavistock Provisional	Total	0	0	0.00										
Tavistock Emergency Ballots	Total	0	0	0.00										
Tavistock Early Voting	Total	0	0	0.00										
Tavistock Borough	Total	9	5	55.56	2	3								
Voorhees Dist 1	Total	1635	351	21.47	183	158	1							
Voorhees Dist 2	Total	1509	317	21.01	134	175								
Voorhees Dist 3	Total	1379	197	14.29	93	99	1							
Voorhees Dist 4	Total	1554	172	11.07	108	61	1							
Voorhees Dist 5	Total	1535	215	14.01	142	69								
Voorhees Dist 6	Total	1403	245	17.46	76	163								
Voorhees Dist 7	Total	814	140	17.20	64	73								
Voorhees Dist 8	Total	1846	246	13.33	142	97								
Voorhees Dist 9	Total	1479	275	18.59	110	162								
Voorhees Dist 10	Total	1114	192	17.24	97	91								
Voorhees Dist 11	Total	1110	219	19.73	93	125								
Voorhees Dist 12	Total	1108	197	17.78	83	108								
Voorhees Dist 13	Total	1474	214	14.52	103	105								
Voorhees Dist 14	Total	1006	185	18.39	88	94								
Voorhees Dist 15	Total	1310	199	15.19	112	84								

State Senate 6th District

		Registered	Ballots Cast	Turnout (%)	James BEACH	John FOLEY	Write-In							
Voorhees Dist 16	Total	939	181	19.28	67	103								
Voorhees Dist 17	Total	735	94	12.79	44	49								
Voorhees Dist 18	Total	1259	143	11.36	93	46								
Voorhees Dist 19	Total	1080	123	11.39	46	72								
Voorhees Mail-In Ballot	Total	0	5247	0.00	3850	1251	4							
Voorhees Provisional	Total	0	423	0.00	271	130	1							
Voorhees Emergency Ballots	Total	0	0	0.00										
Voorhees Early Voting	Total	0	383	0.00	195	182								
Voorhees Twp	Total	24289	9958	41.00	6194	3497	8							
Total - All Tally Types		171308	72705	42.44	46110	24228	66							
Contest Total		171308	72705	42.44	46110	24228	66							

State Senate 8th District

		Registered	Ballots Cast	Turnout (%)	Dawn Marie ADDIEGO	Jean STANFIELD	Write-In							
Berlin Boro Dist 1	Total	1149	269	23.41	93	162								
Berlin Boro Dist 2	Total	1452	394	27.13	122	259								
Berlin Boro Dist 3	Total	1520	358	23.55	119	227								
Berlin Boro Dist 4	Total	1371	372	27.13	120	241								
Berlin Boro Dist 5	Total	713	190	26.65	75	114								
Berlin Boro Mail-In Ballot	Total	0	1097	0.00	682	363	2							
Berlin Boro Provisional	Total	0	114	0.00	47	62								
Berlin Boro Emergency Ballots	Total	0	0	0.00										
Berlin Boro Early Voting	Total	0	70	0.00	19	50								
Berlin Borough	Total	6205	2864	46.16	1277	1478	2							
Pine Hill Dist 1	Total	1226	209	17.05	130	70								
Pine Hill Dist 2	Total	1336	260	19.46	127	126								
Pine Hill Dist 3	Total	1411	312	22.11	134	160	1							
Pine Hill Dist 4	Total	1445	159	11.00	109	44	1							
Pine Hill Dist 5	Total	1420	303	21.34	124	173								
Pine Hill Dist 6	Total	992	94	9.48	60	30								
Pine Hill Mail-In Ballot	Total	0	1096	0.00	823	236	1							
Pine Hill Provisional	Total	0	101	0.00	67	31								
Pine Hill Emergency Ballots	Total	0	0	0.00										
Pine Hill Early Voting	Total	0	55	0.00	38	15	1							
Pine Hill Borough	Total	7830	2589	33.07	1612	885	4							
Pine Valley Dist 1	Total	14	0	0.00										
Pine Valley Mail-In Ballot	Total	0	8	0.00	2	6								
Pine Valley Provisional	Total	0	0	0.00										
Pine Valley Emergency Ballots	Total	0	0	0.00										
Pine Valley Early Voting	Total	0	0	0.00										
Pine Valley Borough	Total	14	8	57.14	2	6								
Waterford Dist 1	Total	1322	340	25.72	81	241								
Waterford Dist 2	Total	1395	319	22.87	95	211								
Waterford Dist 3	Total	1058	236	22.31	61	166								
Waterford Dist 4	Total	1003	313	31.21	54	251								
Waterford Dist 5	Total	1176	251	21.34	87	158								
Waterford Dist 6	Total	724	197	27.21	52	142								
Waterford Dist 7	Total	1231	368	29.89	84	270								
Waterford Dist 8	Total	747	243	32.53	62	173								
Waterford Mail-In Ballot	Total	0	1457	0.00	885	511								
Waterford Provisional	Total	0	141	0.00	56	80								
Waterford Emergency Ballots	Total	0	0	0.00										
Waterford Early Voting	Total	0	115	0.00	41	71								

State Senate 8th District

		Registered	Ballots Cast	Turnout (%)	Dawn Marie ADDIEGO	Jean STANFIELD	Write-In							
Waterford Twp	Total	8656	3980	45.98	1558	2274								
Total - All Tally Types		22705	9441	41.58	4449	4643	6							
Contest Total		22705	9441	41.58	4449	4643	6							

General Assembly 4th District

		Registered	Ballots Cast	Turnout (%)	Paul D. MORIARTY	Gabriela M. MOSQUERA	Denise GONZALEZ	Patricia KLINE	Nicholas MAGNER	Write-In				
Chesilhurst Dist 1	Total	1275	235	18.43	125	121	95	93	2					
Chesilhurst Mail-In Ballot	Total	0	186	0.00	135	131	39	41	1					
Chesilhurst Provisional	Total	0	16	0.00	8	8	7	7						
Chesilhurst Emergency Ballots	Total	0	0	0.00										
Chesilhurst Early Voting	Total	0	15	0.00	7	6	7	7	1					
Chesilhurst Borough	Total	1275	452	35.45	275	266	148	148	4					
Clementon Dist 1	Total	1232	198	16.07	86	91	95	96	3					
Clementon Dist 2	Total	1113	198	17.79	79	79	108	105	3					
Clementon Dist 3	Total	1446	242	16.74	117	110	114	113	2	2				
Clementon Mail-In Ballot	Total	0	535	0.00	399	391	107	113	7					
Clementon Provisional	Total	0	42	0.00	22	24	16	15	3					
Clementon Emergency Ballots	Total	0	0	0.00										
Clementon Early Voting	Total	0	22	0.00	11	10	10	12	1					
Clementon Borough	Total	3791	1237	32.63	714	705	450	454	19	2				
Gloucester Twp Dist 1	Total	798	216	27.07	76	68	130	129	3	1				
Gloucester Twp Dist 2	Total	865	216	24.97	66	54	137	135	3					
Gloucester Twp Dist 3	Total	862	180	20.88	47	44	118	117	4					
Gloucester Twp Dist 4	Total	1207	318	26.35	103	96	179	181	9					
Gloucester Twp Dist 5	Total	1492	287	19.24	123	110	148	148	2					
Gloucester Twp Dist 6	Total	1682	285	16.94	91	91	169	172	3					
Gloucester Twp Dist 7	Total	1246	343	27.53	111	105	199	199	9					
Gloucester Twp Dist 8	Total	1284	213	16.59	119	114	81	84	1					
Gloucester Twp Dist 9	Total	1442	329	22.82	109	102	196	197	1					
Gloucester Twp Dist 10	Total	1055	234	22.18	61	59	154	151	2					
Gloucester Twp Dist 11	Total	1126	295	26.20	103	97	169	165	4					
Gloucester Twp Dist 12	Total	1284	347	27.02	113	106	217	215	4					
Gloucester Twp Dist 13	Total	1831	257	14.04	105	98	137	133	5					
Gloucester Twp Dist 14	Total	1382	221	15.99	142	134	64	59	3					
Gloucester Twp Dist 15	Total	1495	376	25.15	132	132	212	222	11					
Gloucester Twp Dist 16	Total	1224	304	24.84	99	87	183	193	7					
Gloucester Twp Dist 17	Total	2462	280	11.37	145	141	112	109	7					
Gloucester Twp Dist 18	Total	1695	302	17.82	154	155	126	124	8					
Gloucester Twp Dist 19	Total	1571	313	19.92	114	109	171	177	4					
Gloucester Twp Dist 20	Total	1399	304	21.73	125	127	152	149	6	1				
Gloucester Twp Dist 21	Total	838	174	20.76	50	47	109	110	5					
Gloucester Twp Dist 22	Total	1011	186	18.40	54	55	112	115	5					
Gloucester Twp Dist 23	Total	1431	255	17.82	163	161	74	66	1					
Gloucester Twp Dist 24	Total	1341	299	22.30	104	94	175	175	3					
Gloucester Twp Dist 25	Total	1245	292	23.45	86	85	179	189	4					
Gloucester Twp Dist 26	Total	1015	272	26.80	94	92	166	162	3					
Gloucester Twp Dist 27	Total	1099	274	24.93	78	75	177	172	7					

General Assembly 4th District

		Registered	Ballots Cast	Turnout (%)	Paul D. MORIARTY	Gabriela M. MOSQUERA	Denise GONZALEZ	Patricia KLINE	Nicholas MAGNER	Write-In				
Gloucester Twp Dist 28	Total	1341	196	14.62	101	101	83	79	1					
Gloucester Twp Dist 29	Total	1470	325	22.11	148	136	161	162	4					
Gloucester Twp Dist 30	Total	1601	332	20.74	130	120	182	182	3					
Gloucester Twp Dist 31	Total	1064	216	20.30	75	72	120	125	9					
Gloucester Twp Dist 32	Total	1366	296	21.67	115	114	157	157	8					
Gloucester Twp Dist 33	Total	1468	273	18.60	159	154	96	96	3					
Gloucester Twp Dist 34	Total	1034	189	18.28	85	84	93	89	1					
Gloucester Twp Dist 35	Total	1779	368	20.69	170	157	176	169	8					
Gloucester Twp Dist 36	Total	1007	256	25.42	111	107	132	132	2					
Gloucester Twp Dist 37	Total	657	66	10.05	46	45	13	11						
Gloucester Twp Dist 38	Total	792	139	17.55	67	66	63	62	2					
Gloucester Twp Dist 39	Total	686	130	18.95	50	48	69	68	3	2				
Gloucester Twp Dist 40	Total	1283	243	18.94	92	87	133	140	2					
Gloucester Twp Mail-In Ballot	Total	0	9035	0.00	6095	5951	2435	2551	158	6				
Gloucester Twp Provisional	Total	0	809	0.00	405	403	355	352	12					
Gloucester Twp Emergency Ballots	Total	0	0	0.00										
Gloucester Twp Early Voting	Total	0	478	0.00	209	211	235	230	15					
Gloucester Twp	Total	50930	20723	40.69	10825	10494	8549	8653	355	10				
Laurel Springs Dist 1	Total	855	163	19.06	70	61	87	85	4					
Laurel Springs Dist 2	Total	774	233	30.10	88	80	133	127	1	2				
Laurel Springs Mail-In Ballot	Total	0	279	0.00	203	198	61	65	4					
Laurel Springs Provisional	Total	0	28	0.00	9	8	16	17						
Laurel Springs Emergency Ballots	Total	0	0	0.00										
Laurel Springs Early Voting	Total	0	6	0.00	3	3	3	3						
Laurel Springs Borough	Total	1629	709	43.52	373	350	300	297	9	2				
Lindenwold Dist 1	Total	1428	217	15.20	97	101	102	101	3	2				
Lindenwold Dist 2	Total	1382	231	16.71	114	116	98	97	6					
Lindenwold Dist 3	Total	1037	230	22.18	118	115	95	89	8					
Lindenwold Dist 4	Total	1838	243	13.22	140	134	84	88	12	1				
Lindenwold Dist 5	Total	1251	83	6.63	67	65	12	9	2					
Lindenwold Dist 6	Total	1476	206	13.96	166	160	29	27						
Lindenwold Dist 7	Total	964	74	7.68	52	48	15	13	1					
Lindenwold Dist 8	Total	1602	196	12.23	118	117	59	58	4					
Lindenwold Dist 9	Total	892	135	15.13	72	71	49	48	4					
Lindenwold Mail-In Ballot	Total	0	1586	0.00	1243	1239	265	265	23	2				
Lindenwold Provisional	Total	0	115	0.00	68	71	33	32	5					
Lindenwold Emergency Ballots	Total	0	0	0.00										
Lindenwold Early Voting	Total	0	60	0.00	38	36	19	21						
Lindenwold Borough	Total	11870	3376	28.44	2293	2273	860	848	68	5				

General Assembly 4th District

		Registered	Ballots Cast	Turnout (%)	Paul D. MORIARTY	Gabriela M. MOSQUERA	Denise GONZALEZ	Patricia KLINE	Nicholas MAGNER	Write-In				
Winslow W1 D1	Total	1209	353	29.20	72	69	250	248	4					
Winslow W1 D2	Total	1445	324	22.42	54	52	251	247						
Winslow W1 D3	Total	900	228	25.33	54	58	160	155	3					
Winslow W1 D4	Total	1549	340	21.95	114	106	201	209	5					
Winslow W1 D5	Total	1403	353	25.16	114	110	222	226	2	1				
Winslow W1 D6	Total	822	162	19.71	80	73	73	73	2					
Winslow Ward 1 Mail-In Ballot	Total	0	1400	0.00	826	790	506	532	22	1				
Winslow Ward 1 Provisional	Total	0	140	0.00	46	41	87	88						
Winslow W1 Emergency Ballots	Total	0	0	0.00										
Winslow W2 D1	Total	1835	278	15.15	176	174	87	85	3					
Winslow W2 D2	Total	1076	249	23.14	99	90	134	134	3					
Winslow W2 D3	Total	1896	345	18.20	117	104	209	203	4					
Winslow W2 D4	Total	1288	339	26.32	165	165	149	148	7					
Winslow W2 D5	Total	1033	281	27.20	74	71	194	193	3					
Winslow W2 D6	Total	1217	181	14.87	126	123	40	41	2					
Winslow Ward 2 Mail-In Ballot	Total	0	1413	0.00	991	970	349	359	21	1				
Winslow Ward 2 Provisional	Total	0	118	0.00	51	55	56	54	2					
Winslow W2 Emergency Ballots	Total	0	0	0.00										
Winslow W3 D1	Total	1614	264	16.36	195	193	47	44	5	1				
Winslow W3 D2	Total	1600	184	11.50	154	145	17	14	1					
Winslow W3 D3	Total	1447	169	11.68	131	125	30	28	1					
Winslow W3 D4	Total	1388	239	17.22	165	152	66	61		1				
Winslow W3 D5	Total	1522	256	16.82	201	189	42	39	2	2				
Winslow Ward 3 Mail-In Ballot	Total	0	1061	0.00	937	940	85	78	7					
Winslow Ward 3 Provisional	Total	0	94	0.00	75	76	9	7	1					
Winslow W3 Emergency Ballots	Total	0	0	0.00										
Winslow W4 D1	Total	898	217	24.16	82	77	124	122	5					
Winslow W4 D2	Total	1960	294	15.00	186	181	97	89	4					
Winslow W4 D3	Total	2106	364	17.28	208	200	139	134	3					
Winslow W4 D4	Total	1450	320	22.07	164	155	139	144	4					
Winslow W4 D5	Total	1737	326	18.77	193	181	112	107	3					
Winslow Ward 4 Mail-In Ballot	Total	0	1422	0.00	1076	1056	295	289	17	2				
Winslow Ward 4 Provisional	Total	0	145	0.00	92	88	40	43	2	1				
Winslow W4 Emergency Ballots	Total	0	0	0.00										
Winslow W1 Early Voting	Total	0	95	0.00	33	36	55	58	3					
Winslow W2 Early Voting	Total	0	172	0.00	101	102	63	61	3					
Winslow W3 Early Voting	Total	0	66	0.00	50	50	10	10						
Winslow W4 Early Voting	Total	0	103	0.00	61	64	33	31	4					
Winslow Twp	Total	31395	12295	39.16	7263	7061	4371	4354	148	10				
Total - All Tally Types		100890	38792	38.45	21743	21149	14678	14754	603	29				

General Assembly 4th District

		Registered	Ballots Cast	Turnout (%)	Paul D. MORIARTY	Gabriela M. MOSQUERA	Denise GONZALEZ	Patricia KLINE	Nicholas MAGNER	Write-In								
Contest Total		100890	38792	38.45	21743	21149	14678	14754	603	29								

General Assembly 5th District

		Registered	Ballots Cast	Turnout (%)	William F. MOEN, JR.	William W. SPEARMAN	Sean SEPSEY	Samuel DI MATTEO	Write-In					
Audubon Boro Dist 1	Total	923	240	26.00	108	109	114	115						
Audubon Boro Dist 2	Total	688	202	29.36	71	67	117	124						
Audubon Boro Dist 3	Total	1076	241	22.40	105	108	112	117						
Audubon Boro Dist 4	Total	700	200	28.57	66	69	124	123						
Audubon Boro Dist 5	Total	1054	235	22.30	95	91	131	131						
Audubon Boro Dist 6	Total	1179	313	26.55	115	117	174	179						
Audubon Boro Dist 7	Total	720	209	29.03	82	84	118	115						
Audubon Boro Dist 8	Total	948	256	27.00	109	104	134	140						
Audubon Boro Mail-In Ballot	Total	0	1418	0.00	1044	1035	316	321						
Audubon Boro Provisional	Total	0	155	0.00	78	78	69	71						
Audubon Boro Emergency Ballots	Total	0	0	0.00										
Audubon Boro Early Voting	Total	0	43	0.00	21	21	22	22						
Audubon Borough	Total	7288	3512	48.19	1894	1883	1431	1458						
Audubon Park Dist 1	Total	843	234	27.76	100	96	93	102						
Audubon Park Mail-In Ballot	Total	0	138	0.00	96	95	30	31						
Audubon Park Provisional	Total	0	18	0.00	4	3	11	13						
Audubon Park Emergency Ballots	Total	0	0	0.00										
Audubon Park Early Voting	Total	0	2	0.00	1									
Audubon Park Borough	Total	843	392	46.50	201	194	134	146						
Barrington Dist 1	Total	1256	361	28.74	129	126	219	221						
Barrington Dist 2	Total	1002	239	23.85	109	109	107	114						
Barrington Dist 3	Total	1172	251	21.42	94	94	138	149						
Barrington Dist 4	Total	1515	290	19.14	105	103	160	171						
Barrington Dist 5	Total	545	142	26.06	67	65	70	72						
Barrington Mail-In Ballot	Total	0	1072	0.00	726	717	285	319						
Barrington Provisional	Total	0	80	0.00	42	42	32	35						
Barrington Emergency Ballots	Total	0	0	0.00										
Barrington Early Voting	Total	0	43	0.00	18	18	24	25						
Barrington Borough	Total	5490	2478	45.14	1290	1274	1035	1106						
Bellmawr Dist 1	Total	1536	184	11.98	64	55	107	111						
Bellmawr Dist 2	Total	1386	276	19.91	107	104	146	156						
Bellmawr Dist 3	Total	1311	227	17.32	79	74	134	131						
Bellmawr Dist 4	Total	1055	265	25.12	86	79	155	162						
Bellmawr Dist 5	Total	1051	185	17.60	78	77	94	95						
Bellmawr Dist 6	Total	1287	226	17.56	87	83	124	130	1					
Bellmawr Dist 7	Total	1025	390	38.05	134	122	234	234						
Bellmawr Mail-In Ballot	Total	0	1315	0.00	975	941	266	302	3					
Bellmawr Provisional	Total	0	93	0.00	34	32	56	55						
Bellmawr Emergency Ballots	Total	0	0	0.00										

General Assembly 5th District

		Registered	Ballots Cast	Turnout (%)	William F. MOEN, JR.	William W. SPEARMAN	Sean SEPSEY	Samuel DI MATTEO	Write-In					
Bellmawr Early Voting	Total	0	83	0.00	40	38	40	41						
Bellmawr Borough	Total	8651	3244	37.50	1684	1605	1356	1417	4					
Brooklawn Dist 1	Total	1388	318	22.91	143	138	161	161						
Brooklawn Mail-In Ballot	Total	0	155	0.00	112	109	38	39						
Brooklawn Provisional	Total	0	9	0.00	6	6	3	3						
Brooklawn Emergency Ballots	Total	0	0	0.00										
Brooklawn Early Voting	Total	0	2	0.00	1	1	1	1						
Brooklawn Borough	Total	1388	484	34.87	262	254	203	204						
Camden City W1 D1	Total	638	54	8.46	39	41	2	2						
Camden City W1 D2	Total	1333	109	8.18	79	80	6	8						
Camden City W1 D3	Total	1213	113	9.32	78	82	5	3						
Camden City W1 D4	Total	1040	59	5.67	40	41	5	5						
Camden City W1 D5	Total	1459	96	6.58	72	73	9	8						
Camden City W1 D6	Total	1425	124	8.70	93	86	6	11						
Camden City W1 D7	Total	980	41	4.18	30	28	3	2						
Camden City W1 D8	Total	965	130	13.47	96	102	9	5						
Camden City W1 D9	Total	1587	125	7.88	93	86	9	7						
Camden City W1 D10	Total	1208	100	8.28	69	69	14	13						
Camden City Ward 1 Mail-In Ballot	Total	0	736	0.00	640	645	31	42						
Camden City Ward 1 Provisional	Total	0	93	0.00	76	76	3	4						
Camden City W1 Emergency Ballots	Total	0	0	0.00										
Camden City W2 D1	Total	740	77	10.41	59	56	4	4						
Camden City W2 D2	Total	987	87	8.81	54	58	10	9						
Camden City W2 D3	Total	1094	183	16.73	144	154	2	3						
Camden City W2 D4	Total	793	57	7.19	37	36	8	5						
Camden City W2 D5	Total	913	51	5.59	36	38	1	2						
Camden City W2 D6	Total	1644	112	6.81	92	90	2	5						
Camden City W2 D7	Total	1143	134	11.72	107	113	2	4						
Camden City W2 D8	Total	1798	123	6.84	84	99	5	5						
Camden City W2 D9	Total	1747	115	6.58	85	83	10	7						
Camden City W2 D10	Total	839	55	6.56	43	44								
Camden City W2 D11	Total	821	65	7.92	41	47	6	6						
Camden City Ward 2 Mail-In Ballot	Total	0	949	0.00	823	839	32	33	2					
Camden City Ward 2 Provisional	Total	0	125	0.00	108	104	5	7						
Camden City W2 Emergency Ballots	Total	0	0	0.00										
Camden City W3 D1	Total	1120	75	6.70	53	50	10	10						
Camden City W3 D2	Total	1449	137	9.45	104	101	11	13						
Camden City W3 D3	Total	1039	90	8.66	61	58	12	11						

General Assembly 5th District

		Registered	Ballots Cast	Turnout (%)	William F. MOEN, JR.	William W. SPEARMAN	Sean SEPSEY	Samuel DI MATTEO	Write-In					
Camden City W3 D4	Total	1167	81	6.94	63	57	9	10						
Camden City W3 D5	Total	1038	58	5.59	47	43	3	3						
Camden City W3 D6	Total	1166	120	10.29	97	90	7	9						
Camden City W3 D7	Total	1234	96	7.78	71	71	12	14						
Camden City W3 D8	Total	1347	99	7.35	74	71	14	15						
Camden City W3 D9	Total	1538	122	7.93	89	87	9	12						
Camden City Ward 3 Mail-In Ballot	Total	0	722	0.00	619	627	40	41	1					
Camden City Ward 3 Provisional	Total	0	101	0.00	68	72	13	15						
Camden City W3 Emergency Ballots	Total	0	0	0.00										
Camden City W4 D1	Total	1015	102	10.05	81	79	6	8						
Camden City W4 D2	Total	1170	86	7.35	53	52	13	14						
Camden City W4 D3	Total	1180	112	9.49	79	78	6	6						
Camden City W4 D4	Total	1302	86	6.61	63	65	6	6						
Camden City W4 D5	Total	1029	68	6.61	50	48	7	7						
Camden City W4 D6	Total	1296	106	8.18	79	74	13	14						
Camden City W4 D7	Total	1155	98	8.48	69	68	16	14						
Camden City W4 D8	Total	1248	129	10.34	90	89	24	26						
Camden City W4 D9	Total	1265	137	10.83	87	88	25	23						
Camden City W4 D10	Total	1230	105	8.54	80	78	13	14	2					
Camden City Ward 4 Provisional	Total	0	81	0.00	63	63	8	7						
Camden City W4 Mail-In Ballot	Total	0	634	0.00	522	524	45	46	1					
Camden City W4 Emergency Ballots	Total	0	0	0.00										
Camden City W1 Early Voting	Total	0	19	0.00	14	18	2	2						
Camden City W2 Early Voting	Total	0	30	0.00	18	24	1	1						
Camden City W3 Early Voting	Total	0	21	0.00	14	15	3	3						
Camden City W4 Early Voting	Total	0	14	0.00	9	8	4	5						
Camden City	Total	47355	7442	15.72	5835	5868	521	549	6					
Gloucester City W1 D1	Total	1052	113	10.74	54	52	49	51						
Gloucester City W1 D2	Total	817	199	24.36	93	80	97	95	1					
Gloucester City W1 D3	Total	721	181	25.10	66	56	106	112						
Gloucester City Ward 1 Mail-In Ballot	Total	0	303	0.00	219	207	63	70						
Gloucester City Ward 1 Provisional	Total	0	29	0.00	11	10	17	14						
Gloucester City W1 Emergency Ballots	Total	0	0	0.00										
Gloucester City W2 D1	Total	822	109	13.26	48	46	51	56						
Gloucester City W2 D2	Total	913	231	25.30	101	97	102	116	1					
Gloucester City W2 D3	Total	1033	255	24.69	105	95	139	141						
Gloucester City Ward 2 Mail-In Ballot	Total	0	412	0.00	314	302	77	77						

General Assembly 5th District

		Registered	Ballots Cast	Turnout (%)	William F. MOEN, JR.	William W. SPEARMAN	Sean SEPSEY	Samuel DI MATTEO	Write-In					
Gloucester City Ward 2 Provisional	Total	0	40	0.00	17	13	20	20						
Gloucester City W2 Emergency Ballots	Total	0	0	0.00										
Gloucester City W3 D1	Total	1240	188	15.16	82	83	89	88						
Gloucester City W3 D2	Total	1167	223	19.11	71	66	134	133						
Gloucester City Ward 3 Mail-In Ballot	Total	0	285	0.00	184	185	78	85	1					
Gloucester City Ward 3 Provisional	Total	0	16	0.00	8	9	8	7						
Gloucester City W3 Emergency Ballots	Total	0	0	0.00										
Gloucester City W1 Early Voting	Total	0	12	0.00	5	4	7	8						
Gloucester City W2 Early Voting	Total	0	8	0.00	3	3	3	3						
Gloucester City W3 Early Voting	Total	0	7	0.00	3	2	5	4						
Gloucester City	Total	7765	2611	33.63	1384	1310	1045	1080	3					
Haddon Heights Dist 1	Total	821	195	23.75	74	68	112	120						
Haddon Heights Dist 2	Total	734	160	21.80	82	81	70	73						
Haddon Heights Dist 3	Total	1129	293	25.95	135	135	140	146						
Haddon Heights Dist 4	Total	701	146	20.83	62	63	76	76						
Haddon Heights Dist 5	Total	1007	270	26.81	137	134	118	123						
Haddon Heights Dist 6	Total	1057	282	26.68	109	107	157	163	2					
Haddon Heights Dist 7	Total	1063	265	24.93	118	117	135	132	1					
Haddon Heights Mail-In Ballot	Total	0	1588	0.00	1145	1129	378	398						
Haddon Heights Provisional	Total	0	152	0.00	96	92	57	56						
Haddon Heights Emergency Ballots	Total	0	0	0.00										
Haddon Heights Early Voting	Total	0	71	0.00	34	35	34	35						
Haddon Heights Borough	Total	6512	3422	52.55	1992	1961	1277	1322	3					
Lawnside Dist 1	Total	1261	255	20.22	219	214	13	13						
Lawnside Dist 2	Total	1297	267	20.59	225	224	16	18						
Lawnside Mail-In Ballot	Total	0	461	0.00	405	412	16	19						
Lawnside Provisional	Total	0	45	0.00	40	37	1	1						
Lawnside Emergency Ballots	Total	0	0	0.00										
Lawnside Early Voting	Total	0	17	0.00	15	16	1	1						
Lawnside Borough	Total	2558	1045	40.85	904	903	47	52						
Magnolia Dist 1	Total	945	193	20.42	101	102	75	80						
Magnolia Dist 2	Total	744	164	22.04	87	82	71	75						
Magnolia Dist 3	Total	864	182	21.06	71	73	98	103						
Magnolia Dist 4	Total	927	234	25.24	102	101	117	119						

General Assembly 5th District

		Registered	Ballots Cast	Turnout (%)	William F. MOEN, JR.	William W. SPEARMAN	Sean SEPSEY	Samuel DI MATTEO	Write-In					
Magnolia Mail-In Ballot	Total	0	492	0.00	360	353	109	114						
Magnolia Provisional	Total	0	50	0.00	32	31	15	16						
Magnolia Emergency Ballots	Total	0	0	0.00										
Magnolia Early Voting	Total	0	20	0.00	8	9	11	10						
Magnolia Borough	Total	3480	1335	38.36	761	751	496	517						
Mt Ephraim Dist 1	Total	855	217	25.38	90	90	108	111						
Mt Ephraim Dist 2	Total	987	263	26.65	82	80	166	175						
Mt Ephraim Dist 3	Total	961	240	24.97	77	73	146	153						
Mt Ephraim Dist 4	Total	928	215	23.17	66	74	118	126						
Mt. Ephraim Mail-In Ballot	Total	0	601	0.00	420	415	150	153	1					
Mt. Ephraim Provisional	Total	0	50	0.00	18	17	28	28						
Mt. Ephraim Emergency Ballots	Total	0	0	0.00										
Mt Ephraim Early Voting	Total	0	25	0.00	13	13	11	11	1					
Mount Ephraim Borough	Total	3731	1611	43.18	766	762	727	757	2					
Runnemede Dist 1	Total	836	165	19.74	66	65	89	92						
Runnemede Dist 2	Total	1157	211	18.24	100	90	97	100						
Runnemede Dist 3	Total	818	164	20.05	75	68	84	89						
Runnemede Dist 4	Total	962	209	21.73	77	66	117	127						
Runnemede Dist 5	Total	1484	259	17.45	97	90	151	151						
Runnemede Dist 6	Total	1165	260	22.32	102	90	143	145						
Runnemede Mail-In Ballot	Total	0	1099	0.00	764	739	279	290	2					
Runnemede Provisional	Total	0	72	0.00	34	33	29	29	2					
Runnemede Emergency Ballots	Total	0	0	0.00										
Runnemede Early Voting	Total	0	123	0.00	51	48	65	69						
Runnemede Borough	Total	6422	2562	39.89	1366	1289	1054	1092	4					
Woodlynne Dist 1	Total	1013	120	11.85	74	75	26	23						
Woodlynne Dist 2	Total	830	97	11.69	73	69	18	21						
Woodlynne Mail-In Ballot	Total	0	127	0.00	96	94	23	23						
Woodlynne Provisional	Total	0	11	0.00	8	8	2	2						
Woodlynne Emergency Ballots	Total	0	0	0.00										
Woodlynne Early Voting	Total	0	7	0.00	3	3	4	4						
Woodlynne Borough	Total	1843	362	19.64	254	249	73	73						
Total - All Tally Types		103326	30500	29.52	18593	18303	9399	9773	22					
Contest Total		103326	30500	29.52	18593	18303	9399	9773	22					

General Assembly 6th District

		Registered	Ballots Cast	Turnout (%)	Louis D. GREENWALD	Pamela R. LAMPITT	Ed FARMER	Richard SUPER	Write-In					
Berlin Twp Dist 1	Total	1861	187	10.05	47	46	118	121						
Berlin Twp Dist 2	Total	744	184	24.73	82	79	89	83	2					
Berlin Twp Dist 3	Total	686	152	22.16	55	52	90	89						
Berlin Twp Dist 4	Total	1314	308	23.44	113	106	171	169	1					
Berlin Twp Mail-In Ballot	Total	0	1047	0.00	743	726	272	260						
Berlin Twp Provisional	Total	0	71	0.00	29	26	32	32						
Berlin Twp Emergency Ballots	Total	0	0	0.00										
Berlin Twp Early Voting	Total	0	36	0.00	14	14	22	22						
Berlin Township	Total	4605	1985	43.11	1083	1049	794	776	3					
Cherry Hill Dist 1	Total	1165	316	27.12	147	139	144	138						
Cherry Hill Dist 2	Total	1396	231	16.55	103	96	120	115						
Cherry Hill Dist 3	Total	1291	233	18.05	97	96	119	121						
Cherry Hill Dist 4	Total	1447	255	17.62	109	111	135	134						
Cherry Hill Dist 5	Total	1316	303	23.02	163	157	126	122						
Cherry Hill Dist 6	Total	1002	184	18.36	73	69	101	97						
Cherry Hill Dist 7	Total	1177	251	21.33	128	128	108	110						
Cherry Hill Dist 8	Total	1142	193	16.90	112	104	74	75						
Cherry Hill Dist 9	Total	2141	314	14.67	133	135	164	167	2					
Cherry Hill Dist 10	Total	880	178	20.23	59	60	111	100						
Cherry Hill Dist 11	Total	1412	316	22.38	129	124	166	157						
Cherry Hill Dist 12	Total	1482	264	17.81	123	117	133	113						
Cherry Hill Dist 13	Total	1171	281	24.00	109	109	166	157						
Cherry Hill Dist 14	Total	970	233	24.02	93	92	124	124						
Cherry Hill Dist 15	Total	1361	216	15.87	100	96	109	109						
Cherry Hill Dist 16	Total	869	125	14.38	54	54	65	66						
Cherry Hill Dist 17	Total	1391	309	22.21	161	159	135	125	2					
Cherry Hill Dist 18	Total	1008	187	18.55	78	77	97	100						
Cherry Hill Dist 19	Total	1075	237	22.05	120	114	107	102						
Cherry Hill Dist 20	Total	2314	455	19.66	208	194	228	224						
Cherry Hill Dist 21	Total	1487	305	20.51	144	140	138	135						
Cherry Hill Dist 22	Total	1183	307	25.95	135	132	164	160						
Cherry Hill Dist 23	Total	1676	239	14.26	113	111	117	101						
Cherry Hill Dist 24	Total	1333	240	18.00	111	106	116	118						
Cherry Hill Dist 25	Total	1139	242	21.25	105	108	117	122						
Cherry Hill Dist 26	Total	1646	347	21.08	182	182	153	146						
Cherry Hill Dist 27	Total	1190	194	16.30	84	80	104	102						
Cherry Hill Dist 28	Total	1415	190	13.43	103	96	77	80						
Cherry Hill Dist 29	Total	1522	310	20.37	158	146	141	142						
Cherry Hill Dist 30	Total	779	109	13.99	69	67	39	40						
Cherry Hill Dist 31	Total	1709	266	15.56	141	136	100	95						
Cherry Hill Dist 32	Total	727	101	13.89	64	62	28	30						
Cherry Hill Dist 33	Total	1423	300	21.08	153	149	139	136						
Cherry Hill Dist 34	Total	1322	201	15.20	92	87	98	99						
Cherry Hill Dist 35	Total	1290	294	22.79	128	129	154	149						
Cherry Hill Dist 36	Total	1397	171	12.24	78	71	89	81						

General Assembly 6th District

		Registered	Ballots Cast	Turnout (%)	Louis D. GREENWALD	Pamela R. LAMPITT	Ed FARMER	Richard SUPER	Write-In					
Cherry Hill Dist 37	Total	1118	201	17.98	100	90	94	93						
Cherry Hill Dist 38	Total	952	149	15.65	93	91	52	53						
Cherry Hill Dist 39	Total	1267	201	15.86	100	93	92	89						
Cherry Hill Dist 40	Total	897	132	14.72	62	61	65	62						
Cherry Hill Dist 41	Total	1065	150	14.08	65	60	69	65						
Cherry Hill Dist 42	Total	766	176	22.98	82	79	87	86						
Cherry Hill Dist 43	Total	989	174	17.59	80	77	88	84						
Cherry Hill Dist 44	Total	1541	189	12.26	100	99	81	81						
Cherry Hill Dist 45	Total	2111	299	14.16	132	130	155	151						
Cherry Hill Dist 46	Total	1225	183	14.94	79	75	99	91						
Cherry Hill Dist 47	Total	1380	199	14.42	107	102	82	81						
Cherry Hill Dist 48	Total	741	92	12.42	53	53	29	30	2					
Cherry Hill Mail-In Ballot	Total	0	14327	0.00	10857	10658	3037	2991	11					
Cherry Hill Provisional	Total	0	1198	0.00	727	720	411	398	1					
Cherry Hill Emergency Ballots	Total	0	0	0.00										
Cherry Hill Early Voting	Total	0	443	0.00	235	228	196	185	3					
Cherry Hill Twp	Total	61300	27010	44.06	17031	16649	8943	8732	21					
Collingswood Dist 1	Total	765	197	25.75	130	128	60	61						
Collingswood Dist 2	Total	1134	307	27.07	221	218	76	71						
Collingswood Dist 3	Total	702	127	18.09	77	76	43	41						
Collingswood Dist 4	Total	1052	232	22.05	155	152	67	67						
Collingswood Dist 5	Total	1185	100	8.44	74	72	21	19						
Collingswood Dist 6	Total	788	214	27.16	134	131	72	71	2					
Collingswood Dist 7	Total	1044	260	24.90	170	170	75	73						
Collingswood Dist 8	Total	889	195	21.93	131	130	57	54	4					
Collingswood Dist 9	Total	1480	290	19.59	180	176	96	95						
Collingswood Dist 10	Total	915	241	26.34	155	163	66	66	2					
Collingswood Dist 11	Total	1042	204	19.58	121	122	72	74	3					
Collingswood Dist 12	Total	690	155	22.46	97	92	54	54						
Collingswood Mail-In Ballot	Total	0	2328	0.00	1960	1940	286	284	13					
Collingswood Provisional	Total	0	198	0.00	150	149	42	41						
Collingswood Emergency Ballots	Total	0	0	0.00										
Collingswood Early Voting	Total	0	168	0.00	106	105	54	52	1					
Collingswood Borough	Total	11686	5216	44.63	3861	3824	1141	1123	25					
Gibbsboro Dist 1	Total	1000	225	22.50	84	78	129	132						
Gibbsboro Dist 2	Total	899	205	22.80	60	60	132	129						
Gibbsboro Mail-In Ballot	Total	0	368	0.00	264	257	89	87						
Gibbsboro Provisional	Total	0	35	0.00	23	23	11	10						
Gibbsboro Emergency Ballots	Total	0	0	0.00										
Gibbsboro Early Voting	Total	0	12	0.00	6	6	6	6						
Gibbsboro Borough	Total	1899	845	44.50	437	424	367	364						

General Assembly 6th District

		Registered	Ballots Cast	Turnout (%)	Louis D. GREENWALD	Pamela R. LAMPITT	Ed FARMER	Richard SUPER	Write-In				
Haddon Twp Dist 1	Total	1092	254	23.26	113	113	128	131					
Haddon Twp Dist 2	Total	724	162	22.38	79	79	72	69					
Haddon Twp Dist 3	Total	1239	358	28.89	166	156	179	173					
Haddon Twp Dist 4	Total	779	206	26.44	101	98	101	97					
Haddon Twp Dist 5	Total	590	142	24.07	76	74	60	54					
Haddon Twp Dist 6	Total	785	209	26.62	92	92	108	105					
Haddon Twp Dist 7	Total	740	233	31.49	143	143	88	83					
Haddon Twp Dist 8	Total	1018	181	17.78	90	85	80	86					
Haddon Twp Dist 9	Total	651	160	24.58	83	83	73	66					
Haddon Twp Dist 10	Total	789	224	28.39	115	110	91	90	3				
Haddon Twp Dist 11	Total	990	242	24.44	130	124	109	110					
Haddon Twp Dist 12	Total	1450	335	23.10	151	141	171	169	1				
Haddon Twp Dist 13	Total	735	192	26.12	85	82	92	98					
Haddon Twp Dist 14	Total	744	190	25.54	91	89	90	87					
Haddon Twp Dist 15	Total	736	178	24.18	100	102	59	63					
Haddon Twp Mail-In Ballot	Total	0	2891	0.00	2198	2185	572	586	3				
Haddon Twp Provisional	Total	0	233	0.00	150	148	71	72					
Haddon Twp Emergency Ballots	Total	0	0	0.00									
Haddon Twp Early Voting	Total	0	114	0.00	66	64	46	47					
Haddon Twp	Total	13062	6504	49.79	4029	3968	2190	2186	7				
Haddonfield Dist 1	Total	1301	247	18.99	118	116	119	119					
Haddonfield Dist 2	Total	1480	265	17.91	119	121	135	134					
Haddonfield Dist 3	Total	1051	217	20.65	107	101	98	100					
Haddonfield Dist 4	Total	838	155	18.50	52	51	99	94					
Haddonfield Dist 5	Total	726	146	20.11	59	56	81	81					
Haddonfield Dist 6	Total	1035	248	23.96	94	88	140	146					
Haddonfield Dist 7	Total	997	187	18.76	98	95	83	84					
Haddonfield Dist 8	Total	1097	232	21.15	124	114	94	99					
Haddonfield Dist 9	Total	1248	265	21.23	135	131	119	117	1				
Haddonfield Dist 10	Total	894	181	20.25	93	89	83	77					
Haddonfield Mail-In Ballot	Total	0	2977	0.00	2192	2174	678	686	3				
Haddonfield Provisional	Total	0	222	0.00	131	129	80	78					
Haddonfield Emergency Ballots	Total	0	0	0.00									
Haddonfield Early Voting	Total	0	121	0.00	53	55	59	63					
Haddonfield Borough	Total	10667	5463	51.21	3375	3320	1868	1878	4				
Hi-Nella Dist 1	Total	703	138	19.63	66	65	62	63					
Hi Nella Mail-In Ballot	Total	0	84	0.00	59	58	22	22					
Hi Nella Provisional	Total	0	7	0.00	5	7	2						
Hi Nella Emergency Ballots	Total	0	0	0.00									
Hi-Nella Early Voting	Total	0	1	0.00									

General Assembly 6th District

		Registered	Ballots Cast	Turnout (%)	Louis D. GREENWALD	Pamela R. LAMPITT	Ed FARMER	Richard SUPER	Write-In					
Hi-Nella Borough	Total	703	230	32.72	130	130	86	85						
Merchantville Dist 1	Total	1295	255	19.69	115	114	124	120						
Merchantville Dist 2	Total	856	201	23.48	85	87	99	94						
Merchantville Dist 3	Total	897	141	15.72	77	77	56	54						
Merchantville Mail-In Ballot	Total	0	524	0.00	415	414	88	85						
Merchantville Provisional	Total	0	43	0.00	26	27	16	14						
Merchantville Emergency Ballots	Total	0	0	0.00										
Merchantville Early Voting	Total	0	70	0.00	45	44	22	23						
Merchantville Borough	Total	3048	1234	40.49	763	763	405	390						
Oaklyn Dist 1	Total	765	219	28.63	130	129	86	82						
Oaklyn Dist 2	Total	946	216	22.83	108	107	95	97						
Oaklyn Dist 3	Total	816	212	25.98	89	85	107	106	1					
Oaklyn Dist 4	Total	793	229	28.88	136	128	81	81						
Oaklyn Mail-In Ballot	Total	0	584	0.00	457	451	101	114	1					
Oaklyn Provisional	Total	0	62	0.00	36	36	25	23						
Oaklyn Emergency Ballots	Total	0	0	0.00										
Oaklyn Early Voting	Total	0	27	0.00	18	18	9	9						
Oaklyn Borough	Total	3320	1549	46.66	974	954	504	512	2					
Pennsauken Dist 1	Total	1204	157	13.04	110	99	37	37						
Pennsauken Dist 2	Total	1614	233	14.44	179	180	38	33						
Pennsauken Dist 3	Total	1133	224	19.77	114	110	94	90						
Pennsauken Dist 4	Total	1584	199	12.56	126	126	51	46						
Pennsauken Dist 5	Total	827	190	22.97	102	96	81	78						
Pennsauken Dist 6	Total	1330	268	20.15	124	119	118	117						
Pennsauken Dist 7	Total	1505	193	12.82	102	104	74	74						
Pennsauken Dist 8	Total	1066	180	16.89	112	110	61	59						
Pennsauken Dist 9	Total	1047	144	13.75	71	72	58	54						
Pennsauken Dist 10	Total	976	202	20.70	107	110	79	77						
Pennsauken Dist 11	Total	1124	273	24.29	144	136	113	110						
Pennsauken Dist 12	Total	975	173	17.74	122	115	38	39						
Pennsauken Dist 13	Total	979	189	19.31	75	70	101	95						
Pennsauken Dist 14	Total	1183	246	20.79	175	170	51	47						
Pennsauken Dist 15	Total	1439	148	10.28	110	101	26	24						
Pennsauken Dist 16	Total	880	114	12.95	88	80	17	12						
Pennsauken Dist 17	Total	1566	241	15.39	141	140	89	84						
Pennsauken Dist 18	Total	1466	270	18.42	136	130	122	121						
Pennsauken Dist 19	Total	805	120	14.91	75	74	39	38						
Pennsauken Dist 20	Total	827	132	15.96	103	92	20	15						
Pennsauken Dist 21	Total	895	148	16.54	88	90	41	38						

General Assembly 6th District

		Registered	Ballots Cast	Turnout (%)	Louis D. GREENWALD	Pamela R. LAMPITT	Ed FARMER	Richard SUPER	Write-In					
Pennsauken Dist 22	Total	951	220	23.13	141	141	63	65						
Pennsauken Dist 23	Total	876	171	19.52	93	95	62	61						
Pennsauken Dist 24	Total	728	50	6.87	38	38	8	8						
Pennsauken Mail-In Ballot	Total	0	3636	0.00	2879	2853	595	588	3					
Pennsauken Provisional	Total	0	336	0.00	225	217	90	85						
Pennsauken Emergency Ballots	Total	0	0	0.00										
Pennsauken Early Voting	Total	0	193	0.00	107	106	77	76	1					
Pennsauken Twp	Total	26980	8650	32.06	5887	5774	2243	2171	4					
Somerdale Dist 1	Total	1615	351	21.73	176	174	146	120						
Somerdale Dist 2	Total	907	201	22.16	95	87	95	92						
Somerdale Dist 3	Total	873	178	20.39	114	105	53	53						
Somerdale Dist 4	Total	909	210	23.10	107	105	91	89						
Somerdale Mail-In Ballot	Total	0	660	0.00	502	505	134	124						
Somerdale Provisional	Total	0	44	0.00	26	24	16	16						
Somerdale Emergency Ballots	Total	0	0	0.00										
Somerdale Early Voting	Total	0	21	0.00	17	17	4	4						
Somerdale Borough	Total	4304	1665	38.68	1037	1017	539	498						
Stratford Dist 1	Total	663	183	27.60	74	70	105	98						
Stratford Dist 2	Total	949	215	22.66	73	75	131	128						
Stratford Dist 3	Total	973	233	23.95	98	97	120	118						
Stratford Dist 4	Total	1107	241	21.77	79	78	150	147						
Stratford Dist 5	Total	804	115	14.30	56	56	51	47						
Stratford Dist 6	Total	940	257	27.34	103	94	137	132						
Stratford Mail-In Ballot	Total	0	1023	0.00	698	694	278	261	3					
Stratford Provisional	Total	0	79	0.00	40	40	35	36						
Stratford Emergency Ballots	Total	0	0	0.00										
Stratford Early Voting	Total	0	45	0.00	23	24	22	19						
Stratford Borough	Total	5436	2391	43.98	1244	1228	1029	986	3					
Tavistock Dist 1	Total	9	0	0.00										
Tavistock Mail-In Ballot	Total	0	5	0.00	2	2	3	3						
Tavistock Provisional	Total	0	0	0.00										
Tavistock Emergency Ballots	Total	0	0	0.00										
Tavistock Early Voting	Total	0	0	0.00										
Tavistock Borough	Total	9	5	55.56	2	2	3	3						
Voorhees Dist 1	Total	1635	351	21.47	182	182	153	150	1					
Voorhees Dist 2	Total	1509	317	21.01	127	121	177	173						
Voorhees Dist 3	Total	1379	197	14.29	93	91	98	97	2					

General Assembly 6th District

		Registered	Ballots Cast	Turnout (%)	Louis D. GREENWALD	Pamela R. LAMPITT	Ed FARMER	Richard SUPER	Write-In					
Voorhees Dist 4	Total	1554	172	11.07	107	91	64	62						
Voorhees Dist 5	Total	1535	215	14.01	138	141	64	61						
Voorhees Dist 6	Total	1403	245	17.46	85	85	150	145						
Voorhees Dist 7	Total	814	140	17.20	67	67	68	68						
Voorhees Dist 8	Total	1846	246	13.33	141	128	95	94						
Voorhees Dist 9	Total	1479	275	18.59	108	111	157	157						
Voorhees Dist 10	Total	1114	192	17.24	100	94	87	89						
Voorhees Dist 11	Total	1110	219	19.73	93	94	122	119						
Voorhees Dist 12	Total	1108	197	17.78	85	83	105	107						
Voorhees Dist 13	Total	1474	214	14.52	103	96	102	100						
Voorhees Dist 14	Total	1006	185	18.39	86	81	95	92						
Voorhees Dist 15	Total	1310	199	15.19	112	113	82	77						
Voorhees Dist 16	Total	939	181	19.28	72	69	97	94						
Voorhees Dist 17	Total	735	94	12.79	40	38	52	53						
Voorhees Dist 18	Total	1259	143	11.36	85	88	48	44						
Voorhees Dist 19	Total	1080	123	11.39	49	47	68	71						
Voorhees Mail-In Ballot	Total	0	5247	0.00	3898	3843	1186	1161	2					
Voorhees Provisional	Total	0	423	0.00	272	272	123	122						
Voorhees Emergency Ballots	Total	0	0	0.00										
Voorhees Early Voting	Total	0	383	0.00	192	190	178	176						
Voorhees Twp	Total	24289	9958	41.00	6235	6125	3371	3312	5					
Total - All Tally Types		171308	72705	42.44	46088	45227	23483	23016	74					
Contest Total		171308	72705	42.44	46088	45227	23483	23016	74					

General Assembly 8th District

		Registered	Ballots Cast	Turnout (%)	Mark NATALE	Allison ECKEL	Michael TORRISI, JR.	Brandon UMBA	Write-In				
Berlin Boro Dist 1	Total	1149	269	23.41	85	88	166	158					
Berlin Boro Dist 2	Total	1452	394	27.13	110	116	257	251					
Berlin Boro Dist 3	Total	1520	358	23.55	112	108	228	221					
Berlin Boro Dist 4	Total	1371	372	27.13	113	114	243	232					
Berlin Boro Dist 5	Total	713	190	26.65	78	75	104	107					
Berlin Boro Mail-In Ballot	Total	0	1097	0.00	662	663	384	371	1				
Berlin Boro Provisional	Total	0	114	0.00	47	49	63	60					
Berlin Boro Emergency Ballots	Total	0	0	0.00									
Berlin Boro Early Voting	Total	0	70	0.00	19	19	50	50					
Berlin Borough	Total	6205	2864	46.16	1226	1232	1495	1450	1				
Pine Hill Dist 1	Total	1226	209	17.05	131	130	68	67					
Pine Hill Dist 2	Total	1336	260	19.46	123	120	123	116					
Pine Hill Dist 3	Total	1411	312	22.11	132	137	161	154	1				
Pine Hill Dist 4	Total	1445	159	11.00	105	104	42	41	2				
Pine Hill Dist 5	Total	1420	303	21.34	114	115	174	164					
Pine Hill Dist 6	Total	992	94	9.48	60	58	28	26					
Pine Hill Mail-In Ballot	Total	0	1096	0.00	817	821	230	229	1				
Pine Hill Provisional	Total	0	101	0.00	64	62	32	31					
Pine Hill Emergency Ballots	Total	0	0	0.00									
Pine Hill Early Voting	Total	0	55	0.00	37	35	15	14					
Pine Hill Borough	Total	7830	2589	33.07	1583	1582	873	842	4				
Pine Valley Dist 1	Total	14	0	0.00									
Pine Valley Mail-In Ballot	Total	0	8	0.00	1	1	7	7					
Pine Valley Provisional	Total	0	0	0.00									
Pine Valley Emergency Ballots	Total	0	0	0.00									
Pine Valley Early Voting	Total	0	0	0.00									
Pine Valley Borough	Total	14	8	57.14	1	1	7	7					
Waterford Dist 1	Total	1322	340	25.72	65	70	255	239					
Waterford Dist 2	Total	1395	319	22.87	86	86	214	212					
Waterford Dist 3	Total	1058	236	22.31	55	53	165	155					
Waterford Dist 4	Total	1003	313	31.21	49	45	246	235					
Waterford Dist 5	Total	1176	251	21.34	84	80	160	147					
Waterford Dist 6	Total	724	197	27.21	47	50	144	140					
Waterford Dist 7	Total	1231	368	29.89	68	67	282	277					
Waterford Dist 8	Total	747	243	32.53	58	58	178	172					
Waterford Mail-In Ballot	Total	0	1457	0.00	823	841	566	526					
Waterford Provisional	Total	0	141	0.00	53	52	83	80					
Waterford Emergency Ballots	Total	0	0	0.00									
Waterford Early Voting	Total	0	115	0.00	41	42	72	71					

General Assembly 8th District

		Registered	Ballots Cast	Turnout (%)	Mark NATALE	Allison ECKEL	Michael TORRISI, JR.	Brandon UMBA	Write-In				
Waterford Twp	Total	8656	3980	45.98	1429	1444	2365	2254					
Total - All Tally Types		22705	9441	41.58	4239	4259	4740	4553	5				
Contest Total		22705	9441	41.58	4239	4259	4740	4553	5				

Sheriff

		Registered	Ballots Cast	Turnout (%)	Gilbert L. Whip WILSON	Write-In								
Audubon Boro Dist 1	Total	923	240	26.00	130	7								
Audubon Boro Dist 2	Total	688	202	29.36	88	7								
Audubon Boro Dist 3	Total	1076	241	22.40	129	7								
Audubon Boro Dist 4	Total	700	200	28.57	90	4								
Audubon Boro Dist 5	Total	1054	235	22.30	120	6								
Audubon Boro Dist 6	Total	1179	313	26.55	165	5								
Audubon Boro Dist 7	Total	720	209	29.03	106	1								
Audubon Boro Dist 8	Total	948	256	27.00	144	7								
Audubon Boro Mail-In Ballot	Total	0	1418	0.00	1102	7								
Audubon Boro Provisional	Total	0	155	0.00	85	2								
Audubon Boro Emergency Ballots	Total	0	0	0.00										
Audubon Boro Early Voting	Total	0	43	0.00	20									
Audubon Borough	Total	7288	3512	48.19	2179	53								
Audubon Park Dist 1	Total	843	234	27.76	117	2								
Audubon Park Mail-In Ballot	Total	0	138	0.00	99									
Audubon Park Provisional	Total	0	18	0.00	6									
Audubon Park Emergency Ballots	Total	0	0	0.00										
Audubon Park Early Voting	Total	0	2	0.00	2									
Audubon Park Borough	Total	843	392	46.50	224	2								
Barrington Dist 1	Total	1256	361	28.74	181	5								
Barrington Dist 2	Total	1002	239	23.85	134	1								
Barrington Dist 3	Total	1172	251	21.42	134	3								
Barrington Dist 4	Total	1515	290	19.14	146	1								
Barrington Dist 5	Total	545	142	26.06	76	3								
Barrington Mail-In Ballot	Total	0	1072	0.00	804	5								
Barrington Provisional	Total	0	80	0.00	48									
Barrington Emergency Ballots	Total	0	0	0.00										
Barrington Early Voting	Total	0	43	0.00	18	3								
Barrington Borough	Total	5490	2478	45.14	1541	21								
Bellmawr Dist 1	Total	1536	184	11.98	81									
Bellmawr Dist 2	Total	1386	276	19.91	149	1								
Bellmawr Dist 3	Total	1311	227	17.32	99	2								
Bellmawr Dist 4	Total	1055	265	25.12	123	1								
Bellmawr Dist 5	Total	1051	185	17.60	102	1								
Bellmawr Dist 6	Total	1287	226	17.56	106	1								
Bellmawr Dist 7	Total	1025	390	38.05	170	4								
Bellmawr Mail-In Ballot	Total	0	1315	0.00	1017	5								
Bellmawr Provisional	Total	0	93	0.00	38									

Sheriff

		Registered	Ballots Cast	Turnout (%)	Gilbert L. Whip WILSON	Write-In							
Bellmawr Emergency Ballots	Total	0	0	0.00									
Bellmawr Early Voting	Total	0	83	0.00	41	1							
Bellmawr Borough	Total	8651	3244	37.50	1926	16							
Berlin Boro Dist 1	Total	1149	269	23.41	123	4							
Berlin Boro Dist 2	Total	1452	394	27.13	176	1							
Berlin Boro Dist 3	Total	1520	358	23.55	171	2							
Berlin Boro Dist 4	Total	1371	372	27.13	166	2							
Berlin Boro Dist 5	Total	713	190	26.65	102	1							
Berlin Boro Mail-In Ballot	Total	0	1097	0.00	723	2							
Berlin Boro Provisional	Total	0	114	0.00	51								
Berlin Boro Emergency Ballots	Total	0	0	0.00									
Berlin Boro Early Voting	Total	0	70	0.00	24	1							
Berlin Borough	Total	6205	2864	46.16	1536	13							
Berlin Twp Dist 1	Total	1861	187	10.05	75	2							
Berlin Twp Dist 2	Total	744	184	24.73	99	2							
Berlin Twp Dist 3	Total	686	152	22.16	67								
Berlin Twp Dist 4	Total	1314	308	23.44	154	3							
Berlin Twp Mail-In Ballot	Total	0	1047	0.00	778	4							
Berlin Twp Provisional	Total	0	71	0.00	31								
Berlin Twp Emergency Ballots	Total	0	0	0.00									
Berlin Twp Early Voting	Total	0	36	0.00	17								
Berlin Township	Total	4605	1985	43.11	1221	11							
Brooklawn Dist 1	Total	1388	318	22.91	169								
Brooklawn Mail-In Ballot	Total	0	155	0.00	118	2							
Brooklawn Provisional	Total	0	9	0.00	5								
Brooklawn Emergency Ballots	Total	0	0	0.00									
Brooklawn Early Voting	Total	0	2	0.00	1								
Brooklawn Borough	Total	1388	484	34.87	293	2							
Camden City W1 D1	Total	638	54	8.46	46								
Camden City W1 D2	Total	1333	109	8.18	87								
Camden City W1 D3	Total	1213	113	9.32	91								
Camden City W1 D4	Total	1040	59	5.67	47								
Camden City W1 D5	Total	1459	96	6.58	68	4							
Camden City W1 D6	Total	1425	124	8.70	98								
Camden City W1 D7	Total	980	41	4.18	32								
Camden City W1 D8	Total	965	130	13.47	113								
Camden City W1 D9	Total	1587	125	7.88	93								

Sheriff

		Registered	Ballots Cast	Turnout (%)	Gilbert L. Whip WILSON	Write-In								
Camden City W1 D10	Total	1208	100	8.28	75									
Camden City Ward 1 Mail-In Ballot	Total	0	736	0.00	665	3								
Camden City Ward 1 Provisional	Total	0	93	0.00	83									
Camden City W1 Emergency Ballots	Total	0	0	0.00										
Camden City W2 D1	Total	740	77	10.41	62									
Camden City W2 D2	Total	987	87	8.81	60	1								
Camden City W2 D3	Total	1094	183	16.73	168									
Camden City W2 D4	Total	793	57	7.19	43	2								
Camden City W2 D5	Total	913	51	5.59	41									
Camden City W2 D6	Total	1644	112	6.81	93									
Camden City W2 D7	Total	1143	134	11.72	117									
Camden City W2 D8	Total	1798	123	6.84	103									
Camden City W2 D9	Total	1747	115	6.58	87									
Camden City W2 D10	Total	839	55	6.56	52									
Camden City W2 D11	Total	821	65	7.92	54									
Camden City Ward 2 Mail-In Ballot	Total	0	949	0.00	871									
Camden City Ward 2 Provisional	Total	0	125	0.00	111									
Camden City W2 Emergency Ballots	Total	0	0	0.00										
Camden City W3 D1	Total	1120	75	6.70	56									
Camden City W3 D2	Total	1449	137	9.45	109	1								
Camden City W3 D3	Total	1039	90	8.66	65									
Camden City W3 D4	Total	1167	81	6.94	63									
Camden City W3 D5	Total	1038	58	5.59	49									
Camden City W3 D6	Total	1166	120	10.29	97									
Camden City W3 D7	Total	1234	96	7.78	73									
Camden City W3 D8	Total	1347	99	7.35	78									
Camden City W3 D9	Total	1538	122	7.93	92									
Camden City Ward 3 Mail-In Ballot	Total	0	722	0.00	640									
Camden City Ward 3 Provisional	Total	0	101	0.00	78									
Camden City W3 Emergency Ballots	Total	0	0	0.00										
Camden City W4 D1	Total	1015	102	10.05	87									
Camden City W4 D2	Total	1170	86	7.35	58									
Camden City W4 D3	Total	1180	112	9.49	86									
Camden City W4 D4	Total	1302	86	6.61	68									
Camden City W4 D5	Total	1029	68	6.61	54									
Camden City W4 D6	Total	1296	106	8.18	84									
Camden City W4 D7	Total	1155	98	8.48	72									
Camden City W4 D8	Total	1248	129	10.34	99									
Camden City W4 D9	Total	1265	137	10.83	92									
Camden City W4 D10	Total	1230	105	8.54	81	2								

Sheriff

		Registered	Ballots Cast	Turnout (%)	Gilbert L. Whip WILSON	Write-In							
Camden City Ward 4 Provisional	Total	0	81	0.00	65								
Camden City W4 Mail-In Ballot	Total	0	634	0.00	547	2							
Camden City W4 Emergency Ballots	Total	0	0	0.00									
Camden City W1 Early Voting	Total	0	19	0.00	16								
Camden City W2 Early Voting	Total	0	30	0.00	25								
Camden City W3 Early Voting	Total	0	21	0.00	15								
Camden City W4 Early Voting	Total	0	14	0.00	9								
Camden City	Total	47355	7442	15.72	6218	15							
Cherry Hill Dist 1	Total	1165	316	27.12	163	1							
Cherry Hill Dist 2	Total	1396	231	16.55	128	2							
Cherry Hill Dist 3	Total	1291	233	18.05	126	4							
Cherry Hill Dist 4	Total	1447	255	17.62	129	3							
Cherry Hill Dist 5	Total	1316	303	23.02	180	6							
Cherry Hill Dist 6	Total	1002	184	18.36	90								
Cherry Hill Dist 7	Total	1177	251	21.33	149	2							
Cherry Hill Dist 8	Total	1142	193	16.90	123	1							
Cherry Hill Dist 9	Total	2141	314	14.67	169	3							
Cherry Hill Dist 10	Total	880	178	20.23	91	1							
Cherry Hill Dist 11	Total	1412	316	22.38	163	2							
Cherry Hill Dist 12	Total	1482	264	17.81	147	2							
Cherry Hill Dist 13	Total	1171	281	24.00	138	7							
Cherry Hill Dist 14	Total	970	233	24.02	110	4							
Cherry Hill Dist 15	Total	1361	216	15.87	120	3							
Cherry Hill Dist 16	Total	869	125	14.38	72	2							
Cherry Hill Dist 17	Total	1391	309	22.21	186	8							
Cherry Hill Dist 18	Total	1008	187	18.55	98	5							
Cherry Hill Dist 19	Total	1075	237	22.05	137	2							
Cherry Hill Dist 20	Total	2314	455	19.66	252	4							
Cherry Hill Dist 21	Total	1487	305	20.51	169	2							
Cherry Hill Dist 22	Total	1183	307	25.95	175	3							
Cherry Hill Dist 23	Total	1676	239	14.26	134	3							
Cherry Hill Dist 24	Total	1333	240	18.00	141	1							
Cherry Hill Dist 25	Total	1139	242	21.25	133	1							
Cherry Hill Dist 26	Total	1646	347	21.08	214	4							
Cherry Hill Dist 27	Total	1190	194	16.30	106	5							
Cherry Hill Dist 28	Total	1415	190	13.43	109	4							
Cherry Hill Dist 29	Total	1522	310	20.37	176	3							
Cherry Hill Dist 30	Total	779	109	13.99	76	1							
Cherry Hill Dist 31	Total	1709	266	15.56	149	5							
Cherry Hill Dist 32	Total	727	101	13.89	68								
Cherry Hill Dist 33	Total	1423	300	21.08	182	3							
Cherry Hill Dist 34	Total	1322	201	15.20	120	1							
Cherry Hill Dist 35	Total	1290	294	22.79	166	3							

Sheriff

		Registered	Ballots Cast	Turnout (%)	Gilbert L. Whip WILSON	Write-In								
Cherry Hill Dist 36	Total	1397	171	12.24	96	1								
Cherry Hill Dist 37	Total	1118	201	17.98	108	1								
Cherry Hill Dist 38	Total	952	149	15.65	104									
Cherry Hill Dist 39	Total	1267	201	15.86	110	4								
Cherry Hill Dist 40	Total	897	132	14.72	76	2								
Cherry Hill Dist 41	Total	1065	150	14.08	78	1								
Cherry Hill Dist 42	Total	766	176	22.98	102	1								
Cherry Hill Dist 43	Total	989	174	17.59	98	2								
Cherry Hill Dist 44	Total	1541	189	12.26	113									
Cherry Hill Dist 45	Total	2111	299	14.16	153	4								
Cherry Hill Dist 46	Total	1225	183	14.94	88	3								
Cherry Hill Dist 47	Total	1380	199	14.42	121	2								
Cherry Hill Dist 48	Total	741	92	12.42	59	3								
Cherry Hill Mail-In Ballot	Total	0	14327	0.00	11130	59								
Cherry Hill Provisional	Total	0	1198	0.00	767	6								
Cherry Hill Emergency Ballots	Total	0	0	0.00										
Cherry Hill Early Voting	Total	0	443	0.00	248	6								
Cherry Hill Twp	Total	61300	27010	44.06	18340	196								
Chesilhurst Dist 1	Total	1275	235	18.43	150	1								
Chesilhurst Mail-In Ballot	Total	0	186	0.00	140	2								
Chesilhurst Provisional	Total	0	16	0.00	8									
Chesilhurst Emergency Ballots	Total	0	0	0.00										
Chesilhurst Early Voting	Total	0	15	0.00	8	1								
Chesilhurst Borough	Total	1275	452	35.45	306	4								
Clementon Dist 1	Total	1232	198	16.07	115	5								
Clementon Dist 2	Total	1113	198	17.79	102	1								
Clementon Dist 3	Total	1446	242	16.74	147	2								
Clementon Mail-In Ballot	Total	0	535	0.00	415	2								
Clementon Provisional	Total	0	42	0.00	25									
Clementon Emergency Ballots	Total	0	0	0.00										
Clementon Early Voting	Total	0	22	0.00	12	1								
Clementon Borough	Total	3791	1237	32.63	816	11								
Collingswood Dist 1	Total	765	197	25.75	132	3								
Collingswood Dist 2	Total	1134	307	27.07	226	2								
Collingswood Dist 3	Total	702	127	18.09	81	3								
Collingswood Dist 4	Total	1052	232	22.05	165	2								
Collingswood Dist 5	Total	1185	100	8.44	78									
Collingswood Dist 6	Total	788	214	27.16	140	3								
Collingswood Dist 7	Total	1044	260	24.90	177	1								

Sheriff

		Registered	Ballots Cast	Turnout (%)	Gilbert L. Whip WILSON	Write-In								
Collingswood Dist 8	Total	889	195	21.93	140	1								
Collingswood Dist 9	Total	1480	290	19.59	201	2								
Collingswood Dist 10	Total	915	241	26.34	171	2								
Collingswood Dist 11	Total	1042	204	19.58	139	1								
Collingswood Dist 12	Total	690	155	22.46	101									
Collingswood Mail-In Ballot	Total	0	2328	0.00	1960	8								
Collingswood Provisional	Total	0	198	0.00	152	1								
Collingswood Emergency Ballots	Total	0	0	0.00										
Collingswood Early Voting	Total	0	168	0.00	109	1								
Collingswood Borough	Total	11686	5216	44.63	3972	30								
Gibbsboro Dist 1	Total	1000	225	22.50	102									
Gibbsboro Dist 2	Total	899	205	22.80	85									
Gibbsboro Mail-In Ballot	Total	0	368	0.00	267	1								
Gibbsboro Provisional	Total	0	35	0.00	27									
Gibbsboro Emergency Ballots	Total	0	0	0.00										
Gibbsboro Early Voting	Total	0	12	0.00	6									
Gibbsboro Borough	Total	1899	845	44.50	487	1								
Gloucester City W1 D1	Total	1052	113	10.74	60	1								
Gloucester City W1 D2	Total	817	199	24.36	116	3								
Gloucester City W1 D3	Total	721	181	25.10	87	9								
Gloucester City Ward 1 Mail-In Ballot	Total	0	303	0.00	233									
Gloucester City Ward 1 Provisional	Total	0	29	0.00	14									
Gloucester City W1 Emergency Ballots	Total	0	0	0.00										
Gloucester City W2 D1	Total	822	109	13.26	61	2								
Gloucester City W2 D2	Total	913	231	25.30	133	4								
Gloucester City W2 D3	Total	1033	255	24.69	129	5								
Gloucester City Ward 2 Mail-In Ballot	Total	0	412	0.00	330	2								
Gloucester City Ward 2 Provisional	Total	0	40	0.00	21									
Gloucester City W2 Emergency Ballots	Total	0	0	0.00										
Gloucester City W3 D1	Total	1240	188	15.16	105									
Gloucester City W3 D2	Total	1167	223	19.11	94	3								
Gloucester City Ward 3 Mail-In Ballot	Total	0	285	0.00	216	1								
Gloucester City Ward 3 Provisional	Total	0	16	0.00	11									
Gloucester City W3 Emergency Ballots	Total	0	0	0.00										
Gloucester City W1 Early Voting	Total	0	12	0.00	5									

Sheriff

		Registered	Ballots Cast	Turnout (%)	Gilbert L. Whip WILSON	Write-In							
Gloucester City W2 Early Voting	Total	0	8	0.00	3								
Gloucester City W3 Early Voting	Total	0	7	0.00	2	1							
Gloucester City	Total	7765	2611	33.63	1620	31							
Gloucester Twp Dist 1	Total	798	216	27.07	91	4							
Gloucester Twp Dist 2	Total	865	216	24.97	91	3							
Gloucester Twp Dist 3	Total	862	180	20.88	68	1							
Gloucester Twp Dist 4	Total	1207	318	26.35	138	4							
Gloucester Twp Dist 5	Total	1492	287	19.24	150								
Gloucester Twp Dist 6	Total	1682	285	16.94	132	9							
Gloucester Twp Dist 7	Total	1246	343	27.53	160	2							
Gloucester Twp Dist 8	Total	1284	213	16.59	137	2							
Gloucester Twp Dist 9	Total	1442	329	22.82	150	1							
Gloucester Twp Dist 10	Total	1055	234	22.18	98	5							
Gloucester Twp Dist 11	Total	1126	295	26.20	138	4							
Gloucester Twp Dist 12	Total	1284	347	27.02	158	3							
Gloucester Twp Dist 13	Total	1831	257	14.04	131	4							
Gloucester Twp Dist 14	Total	1382	221	15.99	159								
Gloucester Twp Dist 15	Total	1495	376	25.15	164	9							
Gloucester Twp Dist 16	Total	1224	304	24.84	135	3							
Gloucester Twp Dist 17	Total	2462	280	11.37	177	1							
Gloucester Twp Dist 18	Total	1695	302	17.82	188	2							
Gloucester Twp Dist 19	Total	1571	313	19.92	153	5							
Gloucester Twp Dist 20	Total	1399	304	21.73	164	3							
Gloucester Twp Dist 21	Total	838	174	20.76	78	1							
Gloucester Twp Dist 22	Total	1011	186	18.40	83	2							
Gloucester Twp Dist 23	Total	1431	255	17.82	182	1							
Gloucester Twp Dist 24	Total	1341	299	22.30	135	1							
Gloucester Twp Dist 25	Total	1245	292	23.45	121	1							
Gloucester Twp Dist 26	Total	1015	272	26.80	127	1							
Gloucester Twp Dist 27	Total	1099	274	24.93	118								
Gloucester Twp Dist 28	Total	1341	196	14.62	118	1							
Gloucester Twp Dist 29	Total	1470	325	22.11	194	1							
Gloucester Twp Dist 30	Total	1601	332	20.74	175	3							
Gloucester Twp Dist 31	Total	1064	216	20.30	119	4							
Gloucester Twp Dist 32	Total	1366	296	21.67	152								
Gloucester Twp Dist 33	Total	1468	273	18.60	182	1							
Gloucester Twp Dist 34	Total	1034	189	18.28	102								
Gloucester Twp Dist 35	Total	1779	368	20.69	213	1							
Gloucester Twp Dist 36	Total	1007	256	25.42	134	2							
Gloucester Twp Dist 37	Total	657	66	10.05	43								
Gloucester Twp Dist 38	Total	792	139	17.55	88	1							
Gloucester Twp Dist 39	Total	686	130	18.95	75								
Gloucester Twp Dist 40	Total	1283	243	18.94	130	3							

Sheriff

		Registered	Ballots Cast	Turnout (%)	Gilbert L. Whip WILSON	Write-In							
Gloucester Twp Mail-In Ballot	Total	0	9035	0.00	6530	44							
Gloucester Twp Provisional	Total	0	809	0.00	450	2							
Gloucester Twp Emergency Ballots	Total	0	0	0.00									
Gloucester Twp Early Voting	Total	0	478	0.00	231	2							
Gloucester Twp	Total	50930	20723	40.69	12562	137							
Haddon Twp Dist 1	Total	1092	254	23.26	145	5							
Haddon Twp Dist 2	Total	724	162	22.38	96	1							
Haddon Twp Dist 3	Total	1239	358	28.89	197	1							
Haddon Twp Dist 4	Total	779	206	26.44	120	1							
Haddon Twp Dist 5	Total	590	142	24.07	94	3							
Haddon Twp Dist 6	Total	785	209	26.62	114								
Haddon Twp Dist 7	Total	740	233	31.49	164	3							
Haddon Twp Dist 8	Total	1018	181	17.78	105								
Haddon Twp Dist 9	Total	651	160	24.58	95	1							
Haddon Twp Dist 10	Total	789	224	28.39	130	2							
Haddon Twp Dist 11	Total	990	242	24.44	143								
Haddon Twp Dist 12	Total	1450	335	23.10	180	2							
Haddon Twp Dist 13	Total	735	192	26.12	103	2							
Haddon Twp Dist 14	Total	744	190	25.54	103	1							
Haddon Twp Dist 15	Total	736	178	24.18	110	1							
Haddon Twp Mail-In Ballot	Total	0	2891	0.00	2265	11							
Haddon Twp Provisional	Total	0	233	0.00	158	1							
Haddon Twp Emergency Ballots	Total	0	0	0.00									
Haddon Twp Early Voting	Total	0	114	0.00	69	1							
Haddon Twp	Total	13062	6504	49.79	4391	36							
Haddonfield Dist 1	Total	1301	247	18.99	136	2							
Haddonfield Dist 2	Total	1480	265	17.91	133	4							
Haddonfield Dist 3	Total	1051	217	20.65	129	1							
Haddonfield Dist 4	Total	838	155	18.50	67	3							
Haddonfield Dist 5	Total	726	146	20.11	67								
Haddonfield Dist 6	Total	1035	248	23.96	123	1							
Haddonfield Dist 7	Total	997	187	18.76	109	4							
Haddonfield Dist 8	Total	1097	232	21.15	144	1							
Haddonfield Dist 9	Total	1248	265	21.23	159	2							
Haddonfield Dist 10	Total	894	181	20.25	98								
Haddonfield Mail-In Ballot	Total	0	2977	0.00	2216	16							
Haddonfield Provisional	Total	0	222	0.00	145								
Haddonfield Emergency Ballots	Total	0	0	0.00									
Haddonfield Early Voting	Total	0	121	0.00	58								

Sheriff

		Registered	Ballots Cast	Turnout (%)	Gilbert L. Whip WILSON	Write-In							
Haddonfield Borough	Total	10667	5463	51.21	3584	34							
Haddon Heights Dist 1	Total	821	195	23.75	107	2							
Haddon Heights Dist 2	Total	734	160	21.80	90	3							
Haddon Heights Dist 3	Total	1129	293	25.95	172	9							
Haddon Heights Dist 4	Total	701	146	20.83	73	1							
Haddon Heights Dist 5	Total	1007	270	26.81	170								
Haddon Heights Dist 6	Total	1057	282	26.68	140	3							
Haddon Heights Dist 7	Total	1063	265	24.93	154	3							
Haddon Heights Mail-In Ballot	Total	0	1588	0.00	1206	10							
Haddon Heights Provisional	Total	0	152	0.00	107								
Haddon Heights Emergency Ballots	Total	0	0	0.00									
Haddon Heights Early Voting	Total	0	71	0.00	40								
Haddon Heights Borough	Total	6512	3422	52.55	2259	31							
Hi-Nella Dist 1	Total	703	138	19.63	84	2							
Hi Nella Mail-In Ballot	Total	0	84	0.00	64								
Hi Nella Provisional	Total	0	7	0.00	7								
Hi Nella Emergency Ballots	Total	0	0	0.00									
Hi-Nella Early Voting	Total	0	1	0.00									
Hi-Nella Borough	Total	703	230	32.72	155	2							
Laurel Springs Dist 1	Total	855	163	19.06	89	2							
Laurel Springs Dist 2	Total	774	233	30.10	111	3							
Laurel Springs Mail-In Ballot	Total	0	279	0.00	210	2							
Laurel Springs Provisional	Total	0	28	0.00	11	1							
Laurel Springs Emergency Ballots	Total	0	0	0.00									
Laurel Springs Early Voting	Total	0	6	0.00	3								
Laurel Springs Borough	Total	1629	709	43.52	424	8							
Lawnside Dist 1	Total	1261	255	20.22	228								
Lawnside Dist 2	Total	1297	267	20.59	240								
Lawnside Mail-In Ballot	Total	0	461	0.00	432	1							
Lawnside Provisional	Total	0	45	0.00	39								
Lawnside Emergency Ballots	Total	0	0	0.00									
Lawnside Early Voting	Total	0	17	0.00	17								
Lawnside Borough	Total	2558	1045	40.85	956	1							
Lindenwold Dist 1	Total	1428	217	15.20	108	2							

Sheriff

		Registered	Ballots Cast	Turnout (%)	Gilbert L. Whip WILSON	Write-In								
Lindenwold Dist 2	Total	1382	231	16.71	142									
Lindenwold Dist 3	Total	1037	230	22.18	143	2								
Lindenwold Dist 4	Total	1838	243	13.22	158	6								
Lindenwold Dist 5	Total	1251	83	6.63	67	1								
Lindenwold Dist 6	Total	1476	206	13.96	168									
Lindenwold Dist 7	Total	964	74	7.68	57									
Lindenwold Dist 8	Total	1602	196	12.23	137									
Lindenwold Dist 9	Total	892	135	15.13	75	1								
Lindenwold Mail-In Ballot	Total	0	1586	0.00	1316	3								
Lindenwold Provisional	Total	0	115	0.00	76	1								
Lindenwold Emergency Ballots	Total	0	0	0.00										
Lindenwold Early Voting	Total	0	60	0.00	39									
Lindenwold Borough	Total	11870	3376	28.44	2486	16								
Magnolia Dist 1	Total	945	193	20.42	134									
Magnolia Dist 2	Total	744	164	22.04	105	1								
Magnolia Dist 3	Total	864	182	21.06	104	1								
Magnolia Dist 4	Total	927	234	25.24	138	1								
Magnolia Mail-In Ballot	Total	0	492	0.00	372	3								
Magnolia Provisional	Total	0	50	0.00	36									
Magnolia Emergency Ballots	Total	0	0	0.00										
Magnolia Early Voting	Total	0	20	0.00	11									
Magnolia Borough	Total	3480	1335	38.36	900	6								
Merchantville Dist 1	Total	1295	255	19.69	132	6								
Merchantville Dist 2	Total	856	201	23.48	107	2								
Merchantville Dist 3	Total	897	141	15.72	83	2								
Merchantville Mail-In Ballot	Total	0	524	0.00	423	3								
Merchantville Provisional	Total	0	43	0.00	27	1								
Merchantville Emergency Ballots	Total	0	0	0.00										
Merchantville Early Voting	Total	0	70	0.00	51	1								
Merchantville Borough	Total	3048	1234	40.49	823	15								
Mt Ephraim Dist 1	Total	855	217	25.38	111	4								
Mt Ephraim Dist 2	Total	987	263	26.65	112	1								
Mt Ephraim Dist 3	Total	961	240	24.97	111	4								
Mt Ephraim Dist 4	Total	928	215	23.17	97	2								
Mt. Ephraim Mail-In Ballot	Total	0	601	0.00	440	1								
Mt. Ephraim Provisional	Total	0	50	0.00	23	1								
Mt. Ephraim Emergency Ballots	Total	0	0	0.00										
Mt Ephraim Early Voting	Total	0	25	0.00	14	1								

Sheriff

		Registered	Ballots Cast	Turnout (%)	Gilbert L. Whip WILSON	Write-In								
Mount Ephraim Borough	Total	3731	1611	43.18	908	14								
Oaklyn Dist 1	Total	765	219	28.63	141	2								
Oaklyn Dist 2	Total	946	216	22.83	124	2								
Oaklyn Dist 3	Total	816	212	25.98	107									
Oaklyn Dist 4	Total	793	229	28.88	154	1								
Oaklyn Mail-In Ballot	Total	0	584	0.00	481									
Oaklyn Provisional	Total	0	62	0.00	40									
Oaklyn Emergency Ballots	Total	0	0	0.00										
Oaklyn Early Voting	Total	0	27	0.00	16									
Oaklyn Borough	Total	3320	1549	46.66	1063	5								
Pennsauken Dist 1	Total	1204	157	13.04	112	1								
Pennsauken Dist 2	Total	1614	233	14.44	189	2								
Pennsauken Dist 3	Total	1133	224	19.77	131									
Pennsauken Dist 4	Total	1584	199	12.56	136									
Pennsauken Dist 5	Total	827	190	22.97	110									
Pennsauken Dist 6	Total	1330	268	20.15	136	1								
Pennsauken Dist 7	Total	1505	193	12.82	123									
Pennsauken Dist 8	Total	1066	180	16.89	118									
Pennsauken Dist 9	Total	1047	144	13.75	79									
Pennsauken Dist 10	Total	976	202	20.70	121	4								
Pennsauken Dist 11	Total	1124	273	24.29	163	1								
Pennsauken Dist 12	Total	975	173	17.74	126									
Pennsauken Dist 13	Total	979	189	19.31	85									
Pennsauken Dist 14	Total	1183	246	20.79	185	1								
Pennsauken Dist 15	Total	1439	148	10.28	111									
Pennsauken Dist 16	Total	880	114	12.95	96	1								
Pennsauken Dist 17	Total	1566	241	15.39	155									
Pennsauken Dist 18	Total	1466	270	18.42	155									
Pennsauken Dist 19	Total	805	120	14.91	76									
Pennsauken Dist 20	Total	827	132	15.96	102									
Pennsauken Dist 21	Total	895	148	16.54	88	1								
Pennsauken Dist 22	Total	951	220	23.13	147									
Pennsauken Dist 23	Total	876	171	19.52	108									
Pennsauken Dist 24	Total	728	50	6.87	36									
Pennsauken Mail-In Ballot	Total	0	3636	0.00	2936	11								
Pennsauken Provisional	Total	0	336	0.00	230									
Pennsauken Emergency Ballots	Total	0	0	0.00										
Pennsauken Early Voting	Total	0	193	0.00	118	1								
Pennsauken Twp	Total	26980	8650	32.06	6172	24								

Sheriff

		Registered	Ballots Cast	Turnout (%)	Gilbert L. Whip WILSON	Write-In								
Pine Hill Dist 1	Total	1226	209	17.05	138	3								
Pine Hill Dist 2	Total	1336	260	19.46	141	1								
Pine Hill Dist 3	Total	1411	312	22.11	158	1								
Pine Hill Dist 4	Total	1445	159	11.00	108	1								
Pine Hill Dist 5	Total	1420	303	21.34	156	5								
Pine Hill Dist 6	Total	992	94	9.48	67									
Pine Hill Mail-In Ballot	Total	0	1096	0.00	876	2								
Pine Hill Provisional	Total	0	101	0.00	68	2								
Pine Hill Emergency Ballots	Total	0	0	0.00										
Pine Hill Early Voting	Total	0	55	0.00	40									
Pine Hill Borough	Total	7830	2589	33.07	1752	15								
Pine Valley Dist 1	Total	14	0	0.00										
Pine Valley Mail-In Ballot	Total	0	8	0.00	5									
Pine Valley Provisional	Total	0	0	0.00										
Pine Valley Emergency Ballots	Total	0	0	0.00										
Pine Valley Early Voting	Total	0	0	0.00										
Pine Valley Borough	Total	14	8	57.14	5									
Runnemede Dist 1	Total	836	165	19.74	84	2								
Runnemede Dist 2	Total	1157	211	18.24	111									
Runnemede Dist 3	Total	818	164	20.05	85									
Runnemede Dist 4	Total	962	209	21.73	98	3								
Runnemede Dist 5	Total	1484	259	17.45	126	1								
Runnemede Dist 6	Total	1165	260	22.32	128	2								
Runnemede Mail-In Ballot	Total	0	1099	0.00	811	6								
Runnemede Provisional	Total	0	72	0.00	36	1								
Runnemede Emergency Ballots	Total	0	0	0.00										
Runnemede Early Voting	Total	0	123	0.00	59	1								
Runnemede Borough	Total	6422	2562	39.89	1538	16								
Somerdale Dist 1	Total	1615	351	21.73	210	2								
Somerdale Dist 2	Total	907	201	22.16	108									
Somerdale Dist 3	Total	873	178	20.39	121									
Somerdale Dist 4	Total	909	210	23.10	126									
Somerdale Mail-In Ballot	Total	0	660	0.00	528	2								
Somerdale Provisional	Total	0	44	0.00	28									
Somerdale Emergency Ballots	Total	0	0	0.00										
Somerdale Early Voting	Total	0	21	0.00	18									
Somerdale Borough	Total	4304	1665	38.68	1139	4								

Sheriff

		Registered	Ballots Cast	Turnout (%)	Gilbert L. Whip WILSON	Write-In								
Stratford Dist 1	Total	663	183	27.60	89									
Stratford Dist 2	Total	949	215	22.66	92	3								
Stratford Dist 3	Total	973	233	23.95	122	2								
Stratford Dist 4	Total	1107	241	21.77	118									
Stratford Dist 5	Total	804	115	14.30	66									
Stratford Dist 6	Total	940	257	27.34	124	1								
Stratford Mail-In Ballot	Total	0	1023	0.00	746	7								
Stratford Provisional	Total	0	79	0.00	43	1								
Stratford Emergency Ballots	Total	0	0	0.00										
Stratford Early Voting	Total	0	45	0.00	27									
Stratford Borough	Total	5436	2391	43.98	1427	14								
Tavistock Dist 1	Total	9	0	0.00										
Tavistock Mail-In Ballot	Total	0	5	0.00	2									
Tavistock Provisional	Total	0	0	0.00										
Tavistock Emergency Ballots	Total	0	0	0.00										
Tavistock Early Voting	Total	0	0	0.00										
Tavistock Borough	Total	9	5	55.56	2									
Voorhees Dist 1	Total	1635	351	21.47	218	1								
Voorhees Dist 2	Total	1509	317	21.01	157	7								
Voorhees Dist 3	Total	1379	197	14.29	105	2								
Voorhees Dist 4	Total	1554	172	11.07	114	1								
Voorhees Dist 5	Total	1535	215	14.01	160	2								
Voorhees Dist 6	Total	1403	245	17.46	114	3								
Voorhees Dist 7	Total	814	140	17.20	85	1								
Voorhees Dist 8	Total	1846	246	13.33	148	1								
Voorhees Dist 9	Total	1479	275	18.59	134	1								
Voorhees Dist 10	Total	1114	192	17.24	112	2								
Voorhees Dist 11	Total	1110	219	19.73	120	1								
Voorhees Dist 12	Total	1108	197	17.78	98	1								
Voorhees Dist 13	Total	1474	214	14.52	120	2								
Voorhees Dist 14	Total	1006	185	18.39	103									
Voorhees Dist 15	Total	1310	199	15.19	128	2								
Voorhees Dist 16	Total	939	181	19.28	86									
Voorhees Dist 17	Total	735	94	12.79	36	1								
Voorhees Dist 18	Total	1259	143	11.36	97	1								
Voorhees Dist 19	Total	1080	123	11.39	55	1								
Voorhees Mail-In Ballot	Total	0	5247	0.00	4019	29								
Voorhees Provisional	Total	0	423	0.00	282	2								
Voorhees Emergency Ballots	Total	0	0	0.00										
Voorhees Early Voting	Total	0	383	0.00	207	2								
Voorhees Twp	Total	24289	9958	41.00	6698	63								

Sheriff

		Registered	Ballots Cast	Turnout (%)	Gilbert L. Whip WILSON	Write-In								
Waterford Dist 1	Total	1322	340	25.72	129	7								
Waterford Dist 2	Total	1395	319	22.87	143	7								
Waterford Dist 3	Total	1058	236	22.31	89	2								
Waterford Dist 4	Total	1003	313	31.21	97	3								
Waterford Dist 5	Total	1176	251	21.34	128	2								
Waterford Dist 6	Total	724	197	27.21	78	2								
Waterford Dist 7	Total	1231	368	29.89	133	6								
Waterford Dist 8	Total	747	243	32.53	97	4								
Waterford Mail-In Ballot	Total	0	1457	0.00	932	7								
Waterford Provisional	Total	0	141	0.00	71	3								
Waterford Emergency Ballots	Total	0	0	0.00										
Waterford Early Voting	Total	0	115	0.00	57	2								
Waterford Twp	Total	8656	3980	45.98	1954	45								
Winslow W1 D1	Total	1209	353	29.20	126	2								
Winslow W1 D2	Total	1445	324	22.42	102	2								
Winslow W1 D3	Total	900	228	25.33	100	4								
Winslow W1 D4	Total	1549	340	21.95	155	3								
Winslow W1 D5	Total	1403	353	25.16	173	5								
Winslow W1 D6	Total	822	162	19.71	92	1								
Winslow Ward 1 Mail-In Ballot	Total	0	1400	0.00	919	6								
Winslow Ward 1 Provisional	Total	0	140	0.00	62									
Winslow W1 Emergency Ballots	Total	0	0	0.00										
Winslow W2 D1	Total	1835	278	15.15	195	4								
Winslow W2 D2	Total	1076	249	23.14	128	1								
Winslow W2 D3	Total	1896	345	18.20	143	10								
Winslow W2 D4	Total	1288	339	26.32	202	1								
Winslow W2 D5	Total	1033	281	27.20	109	4								
Winslow W2 D6	Total	1217	181	14.87	140									
Winslow Ward 2 Mail-In Ballot	Total	0	1413	0.00	1044	5								
Winslow Ward 2 Provisional	Total	0	118	0.00	64									
Winslow W2 Emergency Ballots	Total	0	0	0.00										
Winslow W3 D1	Total	1614	264	16.36	207	1								
Winslow W3 D2	Total	1600	184	11.50	157	1								
Winslow W3 D3	Total	1447	169	11.68	140									
Winslow W3 D4	Total	1388	239	17.22	179	5								
Winslow W3 D5	Total	1522	256	16.82	208									
Winslow Ward 3 Mail-In Ballot	Total	0	1061	0.00	969									
Winslow Ward 3 Provisional	Total	0	94	0.00	82									
Winslow W3 Emergency Ballots	Total	0	0	0.00										
Winslow W4 D1	Total	898	217	24.16	94	3								
Winslow W4 D2	Total	1960	294	15.00	210									

Sheriff

		Registered	Ballots Cast	Turnout (%)	Gilbert L. Whip WILSON	Write-In								
Winslow W4 D3	Total	2106	364	17.28	243	2								
Winslow W4 D4	Total	1450	320	22.07	213	2								
Winslow W4 D5	Total	1737	326	18.77	219	2								
Winslow Ward 4 Mail-In Ballot	Total	0	1422	0.00	1154	7								
Winslow Ward 4 Provisional	Total	0	145	0.00	97	1								
Winslow W4 Emergency Ballots	Total	0	0	0.00										
Winslow W1 Early Voting	Total	0	95	0.00	46									
Winslow W2 Early Voting	Total	0	172	0.00	115	1								
Winslow W3 Early Voting	Total	0	66	0.00	49									
Winslow W4 Early Voting	Total	0	103	0.00	62	1								
Winslow Twp	Total	31395	12295	39.16	8198	74								
Woodlynne Dist 1	Total	1013	120	11.85	88	1								
Woodlynne Dist 2	Total	830	97	11.69	73									
Woodlynne Mail-In Ballot	Total	0	127	0.00	99									
Woodlynne Provisional	Total	0	11	0.00	9									
Woodlynne Emergency Ballots	Total	0	0	0.00										
Woodlynne Early Voting	Total	0	7	0.00	4									
Woodlynne Borough	Total	1843	362	19.64	273	1								
Total - All Tally Types		398229	151438	38.03	100348	967								
Contest Total		398229	151438	38.03	100348	967								

Board of County Commissioners

		Registered	Ballots Cast	Turnout (%)	Jeffrey L. NASH	Melinda KANE	Almar DYER	Johanna SCHEETS	Jennifer MOORE	Rachel BOBERG	Write-In			
Audubon Boro Dist 1	Total	923	240	26.00	109	104	102	115	118	112				
Audubon Boro Dist 2	Total	688	202	29.36	70	70	68	116	118	116	1			
Audubon Boro Dist 3	Total	1076	241	22.40	109	108	103	111	116	109	1			
Audubon Boro Dist 4	Total	700	200	28.57	66	64	63	123	124	123				
Audubon Boro Dist 5	Total	1054	235	22.30	95	89	88	128	129	127	2			
Audubon Boro Dist 6	Total	1179	313	26.55	120	124	118	172	170	172				
Audubon Boro Dist 7	Total	720	209	29.03	81	81	83	119	117	114				
Audubon Boro Dist 8	Total	948	256	27.00	105	101	100	137	141	138	1			
Audubon Boro Mail-In Ballot	Total	0	1418	0.00	1064	1045	1026	303	328	315				
Audubon Boro Provisional	Total	0	155	0.00	74	73	70	74	73	74				
Audubon Boro Emergency Ballots	Total	0	0	0.00										
Audubon Boro Early Voting	Total	0	43	0.00	20	21	20	22	23	22				
Audubon Borough	Total	7288	3512	48.19	1913	1880	1841	1420	1457	1422	5			
Audubon Park Dist 1	Total	843	234	27.76	105	101	99	89	102	91				
Audubon Park Mail-In Ballot	Total	0	138	0.00	93	94	93	31	34	29				
Audubon Park Provisional	Total	0	18	0.00	5	5	5	11	11	11				
Audubon Park Emergency Ballots	Total	0	0	0.00										
Audubon Park Early Voting	Total	0	2	0.00		1								
Audubon Park Borough	Total	843	392	46.50	203	201	197	131	147	131				
Barrington Dist 1	Total	1256	361	28.74	132	136	127	212	216	213				
Barrington Dist 2	Total	1002	239	23.85	113	106	107	110	117	110				
Barrington Dist 3	Total	1172	251	21.42	98	92	91	138	142	138				
Barrington Dist 4	Total	1515	290	19.14	112	105	105	160	165	159				
Barrington Dist 5	Total	545	142	26.06	67	67	63	70	72	67				
Barrington Mail-In Ballot	Total	0	1072	0.00	741	743	718	285	296	283				
Barrington Provisional	Total	0	80	0.00	44	43	41	30	33	30				
Barrington Emergency Ballots	Total	0	0	0.00										
Barrington Early Voting	Total	0	43	0.00	19	18	18	23	25	24				
Barrington Borough	Total	5490	2478	45.14	1326	1310	1270	1028	1066	1024				
Bellmawr Dist 1	Total	1536	184	11.98	59	57	54	104	104	102				
Bellmawr Dist 2	Total	1386	276	19.91	108	107	102	142	146	147				
Bellmawr Dist 3	Total	1311	227	17.32	78	75	70	133	130	126				
Bellmawr Dist 4	Total	1055	265	25.12	80	72	75	157	159	154				
Bellmawr Dist 5	Total	1051	185	17.60	76	78	71	97	96	96				
Bellmawr Dist 6	Total	1287	226	17.56	81	78	76	129	131	126				
Bellmawr Dist 7	Total	1025	390	38.05	127	121	118	234	232	223				
Bellmawr Mail-In Ballot	Total	0	1315	0.00	948	953	929	293	295	291	3			
Bellmawr Provisional	Total	0	93	0.00	34	32	32	54	55	53				
Bellmawr Emergency Ballots	Total	0	0	0.00										
Bellmawr Early Voting	Total	0	83	0.00	39	39	37	41	41	41				

Board of County Commissioners

		Registered	Ballots Cast	Turnout (%)	Jeffrey L. NASH	Melinda KANE	Almar DYER	Johanna SCHEETS	Jennifer MOORE	Rachel BOBERG	Write-In			
Bellmawr Borough	Total	8651	3244	37.50	1630	1612	1564	1384	1389	1359	3			
Berlin Boro Dist 1	Total	1149	269	23.41	92	87	82	160	165	158				
Berlin Boro Dist 2	Total	1452	394	27.13	118	109	111	252	257	250				
Berlin Boro Dist 3	Total	1520	358	23.55	112	103	107	226	231	223				
Berlin Boro Dist 4	Total	1371	372	27.13	112	109	105	233	233	234				
Berlin Boro Dist 5	Total	713	190	26.65	74	71	72	104	110	101				
Berlin Boro Mail-In Ballot	Total	0	1097	0.00	655	647	645	381	396	377	2			
Berlin Boro Provisional	Total	0	114	0.00	46	43	44	64	66	62				
Berlin Boro Emergency Ballots	Total	0	0	0.00										
Berlin Boro Early Voting	Total	0	70	0.00	16	18	18	51	51	51				
Berlin Borough	Total	6205	2864	46.16	1225	1187	1184	1471	1509	1456	2			
Berlin Twp Dist 1	Total	1861	187	10.05	50	46	48	119	118	117				
Berlin Twp Dist 2	Total	744	184	24.73	84	83	81	86	88	84	3			
Berlin Twp Dist 3	Total	686	152	22.16	51	49	48	93	96	92				
Berlin Twp Dist 4	Total	1314	308	23.44	103	103	96	172	171	164				
Berlin Twp Mail-In Ballot	Total	0	1047	0.00	728	725	707	267	273	265				
Berlin Twp Provisional	Total	0	71	0.00	31	28	27	32	31	30				
Berlin Twp Emergency Ballots	Total	0	0	0.00										
Berlin Twp Early Voting	Total	0	36	0.00	15	14	13	22	22	21				
Berlin Township	Total	4605	1985	43.11	1062	1048	1020	791	799	773	3			
Brooklawn Dist 1	Total	1388	318	22.91	136	141	136	159	162	153				
Brooklawn Mail-In Ballot	Total	0	155	0.00	113	113	110	36	36	35				
Brooklawn Provisional	Total	0	9	0.00	6	6	6	3	3	3				
Brooklawn Emergency Ballots	Total	0	0	0.00										
Brooklawn Early Voting	Total	0	2	0.00	1	1	1	1	1	1				
Brooklawn Borough	Total	1388	484	34.87	256	261	253	199	202	192				
Camden City W1 D1	Total	638	54	8.46	37	33	35	2	2	2				
Camden City W1 D2	Total	1333	109	8.18	82	74	77	7	5	6				
Camden City W1 D3	Total	1213	113	9.32	79	81	78	7	4	3				
Camden City W1 D4	Total	1040	59	5.67	39	39	36	4	4	4				
Camden City W1 D5	Total	1459	96	6.58	70	69	64	7	8	10	2			
Camden City W1 D6	Total	1425	124	8.70	87	88	83	10	11	10				
Camden City W1 D7	Total	980	41	4.18	27	30	28	1	3	2				
Camden City W1 D8	Total	965	130	13.47	99	100	98	8	9	8				
Camden City W1 D9	Total	1587	125	7.88	91	85	80	7	9	7				
Camden City W1 D10	Total	1208	100	8.28	66	66	62	14	13	13				
Camden City Ward 1 Mail-In Ballot	Total	0	736	0.00	642	640	628	37	46	34				

Board of County Commissioners

		Registered	Ballots Cast	Turnout (%)	Jeffrey L. NASH	Melinda KANE	Almar DYER	Johanna SCHEETS	Jennifer MOORE	Rachel BOBERG	Write-In			
Camden City Ward 1 Provisional	Total	0	93	0.00	76	78	73	3	5	3				
Camden City W1 Emergency Ballots	Total	0	0	0.00										
Camden City W2 D1	Total	740	77	10.41	58	56	53	3	3	4				
Camden City W2 D2	Total	987	87	8.81	54	55	55	11	11	9				
Camden City W2 D3	Total	1094	183	16.73	137	136	144	4	5	2				
Camden City W2 D4	Total	793	57	7.19	40	37	38	6	8	5				
Camden City W2 D5	Total	913	51	5.59	31	37	36			1				
Camden City W2 D6	Total	1644	112	6.81	90	87	81	2	5	3				
Camden City W2 D7	Total	1143	134	11.72	109	108	106	2	4	3				
Camden City W2 D8	Total	1798	123	6.84	87	86	88	6	9	5				
Camden City W2 D9	Total	1747	115	6.58	81	85	78	10	11	10				
Camden City W2 D10	Total	839	55	6.56	40	42	37							
Camden City W2 D11	Total	821	65	7.92	46	42	37	7	8	7				
Camden City Ward 2 Mail-In Ballot	Total	0	949	0.00	823	832	818	35	42	35	3			
Camden City Ward 2 Provisional	Total	0	125	0.00	101	106	99	5	6	4				
Camden City W2 Emergency Ballots	Total	0	0	0.00										
Camden City W3 D1	Total	1120	75	6.70	53	52	46	10	10	10				
Camden City W3 D2	Total	1449	137	9.45	100	99	99	14	13	13				
Camden City W3 D3	Total	1039	90	8.66	59	57	56	8	9	7				
Camden City W3 D4	Total	1167	81	6.94	61	63	58	9	10	9				
Camden City W3 D5	Total	1038	58	5.59	46	47	40	3	3	3				
Camden City W3 D6	Total	1166	120	10.29	91	90	88	7	9	7				
Camden City W3 D7	Total	1234	96	7.78	71	73	67	12	14	13				
Camden City W3 D8	Total	1347	99	7.35	67	65	60	19	21	19				
Camden City W3 D9	Total	1538	122	7.93	86	82	77	12	10	10				
Camden City Ward 3 Mail-In Ballot	Total	0	722	0.00	611	616	605	46	49	46	1			
Camden City Ward 3 Provisional	Total	0	101	0.00	67	74	70	13	13	12				
Camden City W3 Emergency Ballots	Total	0	0	0.00										
Camden City W4 D1	Total	1015	102	10.05	76	80	74	5	4	4				
Camden City W4 D2	Total	1170	86	7.35	51	50	53	13	14	13				
Camden City W4 D3	Total	1180	112	9.49	78	79	76	7	6	6				
Camden City W4 D4	Total	1302	86	6.61	64	62	59	6	6	6				
Camden City W4 D5	Total	1029	68	6.61	49	46	43	6	7	6				
Camden City W4 D6	Total	1296	106	8.18	75	77	69	13	16	10				
Camden City W4 D7	Total	1155	98	8.48	68	62	65	13	13	12				
Camden City W4 D8	Total	1248	129	10.34	90	92	79	23	21	22				
Camden City W4 D9	Total	1265	137	10.83	87	85	87	25	26	26				
Camden City W4 D10	Total	1230	105	8.54	79	75	73	13	15	15	2			
Camden City Ward 4 Provisional	Total	0	81	0.00	62	64	63	5	5	5				
Camden City W4 Mail-In Ballot	Total	0	634	0.00	516	515	507	44	53	44	3			
Camden City W4 Emergency Ballots	Total	0	0	0.00										

Board of County Commissioners

		Registered	Ballots Cast	Turnout (%)	Jeffrey L. NASH	Melinda KANE	Almar DYER	Johanna SCHEETS	Jennifer MOORE	Rachel BOBERG	Write-In			
Camden City W1 Early Voting	Total	0	19	0.00	17	15	16	2	2	2				
Camden City W2 Early Voting	Total	0	30	0.00	23	21	21		1	1				
Camden City W3 Early Voting	Total	0	21	0.00	13	15	14	3	3	3				
Camden City W4 Early Voting	Total	0	14	0.00	8	8	7	4	6	4				
Camden City	Total	47355	7442	15.72	5760	5756	5584	533	590	518	11			
Cherry Hill Dist 1	Total	1165	316	27.12	142	141	135	141	144	139				
Cherry Hill Dist 2	Total	1396	231	16.55	101	100	95	118	118	118				
Cherry Hill Dist 3	Total	1291	233	18.05	96	100	90	118	121	122				
Cherry Hill Dist 4	Total	1447	255	17.62	107	108	102	134	138	134				
Cherry Hill Dist 5	Total	1316	303	23.02	160	155	146	121	129	115				
Cherry Hill Dist 6	Total	1002	184	18.36	73	72	68	96	97	95				
Cherry Hill Dist 7	Total	1177	251	21.33	123	122	113	106	108	106				
Cherry Hill Dist 8	Total	1142	193	16.90	106	110	105	72	71	73				
Cherry Hill Dist 9	Total	2141	314	14.67	127	127	116	170	172	166	1			
Cherry Hill Dist 10	Total	880	178	20.23	59	57	59	110	108	104				
Cherry Hill Dist 11	Total	1412	316	22.38	127	118	111	161	162	152				
Cherry Hill Dist 12	Total	1482	264	17.81	117	118	113	130	133	126	1			
Cherry Hill Dist 13	Total	1171	281	24.00	105	108	102	162	159	160				
Cherry Hill Dist 14	Total	970	233	24.02	94	90	87	124	129	121				
Cherry Hill Dist 15	Total	1361	216	15.87	97	98	94	105	109	100				
Cherry Hill Dist 16	Total	869	125	14.38	54	57	51	65	65	62				
Cherry Hill Dist 17	Total	1391	309	22.21	162	163	148	131	133	128				
Cherry Hill Dist 18	Total	1008	187	18.55	79	79	75	94	92	90				
Cherry Hill Dist 19	Total	1075	237	22.05	115	112	110	105	108	104				
Cherry Hill Dist 20	Total	2314	455	19.66	198	201	185	222	228	223				
Cherry Hill Dist 21	Total	1487	305	20.51	144	139	132	133	139	134				
Cherry Hill Dist 22	Total	1183	307	25.95	132	130	126	155	157	150				
Cherry Hill Dist 23	Total	1676	239	14.26	106	98	101	112	117	116				
Cherry Hill Dist 24	Total	1333	240	18.00	111	108	104	116	115	111				
Cherry Hill Dist 25	Total	1139	242	21.25	105	103	101	120	122	115				
Cherry Hill Dist 26	Total	1646	347	21.08	181	182	174	145	148	148				
Cherry Hill Dist 27	Total	1190	194	16.30	86	84	78	96	99	97				
Cherry Hill Dist 28	Total	1415	190	13.43	97	98	89	78	84	78				
Cherry Hill Dist 29	Total	1522	310	20.37	150	151	144	141	144	137				
Cherry Hill Dist 30	Total	779	109	13.99	66	66	59	41	41	42				
Cherry Hill Dist 31	Total	1709	266	15.56	133	139	125	101	97	98				
Cherry Hill Dist 32	Total	727	101	13.89	59	58	57	32	32	31				
Cherry Hill Dist 33	Total	1423	300	21.08	146	144	138	135	141	138				
Cherry Hill Dist 34	Total	1322	201	15.20	92	90	85	100	97	97				
Cherry Hill Dist 35	Total	1290	294	22.79	121	112	116	157	160	150				
Cherry Hill Dist 36	Total	1397	171	12.24	82	77	71	80	84	81				
Cherry Hill Dist 37	Total	1118	201	17.98	96	87	82	92	93	91				
Cherry Hill Dist 38	Total	952	149	15.65	94	90	87	52	54	52				
Cherry Hill Dist 39	Total	1267	201	15.86	101	101	89	90	90	91				
Cherry Hill Dist 40	Total	897	132	14.72	60	61	58	62	59	58				
Cherry Hill Dist 41	Total	1065	150	14.08	60	63	58	68	74	67				

Board of County Commissioners

		Registered	Ballots Cast	Turnout (%)	Jeffrey L. NASH	Melinda KANE	Almar DYER	Johanna SCHEETS	Jennifer MOORE	Rachel BOBERG	Write-In			
Cherry Hill Dist 42	Total	766	176	22.98	80	75	73	87	89	87				
Cherry Hill Dist 43	Total	989	174	17.59	72	72	67	89	88	88				
Cherry Hill Dist 44	Total	1541	189	12.26	101	99	96	79	80	78				
Cherry Hill Dist 45	Total	2111	299	14.16	129	129	116	155	156	153				
Cherry Hill Dist 46	Total	1225	183	14.94	71	69	63	95	93	92				
Cherry Hill Dist 47	Total	1380	199	14.42	107	102	101	79	84	81				
Cherry Hill Dist 48	Total	741	92	12.42	55	53	50	25	26	24	1			
Cherry Hill Mail-In Ballot	Total	0	14327	0.00	10593	10576	10226	3013	3180	3092	13			
Cherry Hill Provisional	Total	0	1198	0.00	724	719	695	382	412	391	2			
Cherry Hill Emergency Ballots	Total	0	0	0.00										
Cherry Hill Early Voting	Total	0	443	0.00	236	236	225	183	186	181	1			
Cherry Hill Twp	Total	61300	27010	44.06	16632	16547	15891	8778	9065	8787	19			
Chesilhurst Dist 1	Total	1275	235	18.43	124	116	115	89	96	89				
Chesilhurst Mail-In Ballot	Total	0	186	0.00	132	128	128	42	45	43				
Chesilhurst Provisional	Total	0	16	0.00	8	8	8	7	6	7				
Chesilhurst Emergency Ballots	Total	0	0	0.00										
Chesilhurst Early Voting	Total	0	15	0.00	7	7	5	7	7	7				
Chesilhurst Borough	Total	1275	452	35.45	271	259	256	145	154	146				
Clementon Dist 1	Total	1232	198	16.07	89	83	86	95	99	90				
Clementon Dist 2	Total	1113	198	17.79	81	75	74	106	109	101				
Clementon Dist 3	Total	1446	242	16.74	122	116	112	112	112	109	3			
Clementon Mail-In Ballot	Total	0	535	0.00	390	387	384	111	121	113				
Clementon Provisional	Total	0	42	0.00	24	25	25	15	16	16				
Clementon Emergency Ballots	Total	0	0	0.00										
Clementon Early Voting	Total	0	22	0.00	10	11	11	11	10	9				
Clementon Borough	Total	3791	1237	32.63	716	697	692	450	467	438	3			
Collingswood Dist 1	Total	765	197	25.75	124	128	120	66	63	66				
Collingswood Dist 2	Total	1134	307	27.07	220	220	211	75	69	75				
Collingswood Dist 3	Total	702	127	18.09	75	74	73	41	43	39				
Collingswood Dist 4	Total	1052	232	22.05	150	153	148	71	66	65				
Collingswood Dist 5	Total	1185	100	8.44	70	70	69	23	21	21				
Collingswood Dist 6	Total	788	214	27.16	134	126	123	69	74	71	3			
Collingswood Dist 7	Total	1044	260	24.90	167	167	164	76	81	69	4			
Collingswood Dist 8	Total	889	195	21.93	134	130	131	57	54	52	5			
Collingswood Dist 9	Total	1480	290	19.59	173	174	169	100	98	94				
Collingswood Dist 10	Total	915	241	26.34	150	160	151	68	67	67	3			
Collingswood Dist 11	Total	1042	204	19.58	118	119	113	77	78	73				
Collingswood Dist 12	Total	690	155	22.46	96	92	91	54	57	54				
Collingswood Mail-In Ballot	Total	0	2328	0.00	1935	1934	1909	295	294	289	19			
Collingswood Provisional	Total	0	198	0.00	154	153	147	36	37	36	3			

Board of County Commissioners

		Registered	Ballots Cast	Turnout (%)	Jeffrey L. NASH	Melinda KANE	Almar DYER	Johanna SCHEETS	Jennifer MOORE	Rachel BOBERG	Write-In			
Collingswood Emergency Ballots	Total	0	0	0.00										
Collingswood Early Voting	Total	0	168	0.00	102	106	100	56	53	54	3			
Collingswood Borough	Total	11686	5216	44.63	3802	3806	3719	1164	1155	1125	40			
Gibbsboro Dist 1	Total	1000	225	22.50	73	70	70	131	137	131				
Gibbsboro Dist 2	Total	899	205	22.80	57	54	49	131	135	131				
Gibbsboro Mail-In Ballot	Total	0	368	0.00	258	254	245	89	97	88				
Gibbsboro Provisional	Total	0	35	0.00	22	20	21	10	11	11				
Gibbsboro Emergency Ballots	Total	0	0	0.00										
Gibbsboro Early Voting	Total	0	12	0.00	6	6	6	6	6	6				
Gibbsboro Borough	Total	1899	845	44.50	416	404	391	367	386	367				
Gloucester City W1 D1	Total	1052	113	10.74	57	55	50	46	49	44				
Gloucester City W1 D2	Total	817	199	24.36	95	90	85	90	91	89				
Gloucester City W1 D3	Total	721	181	25.10	63	64	58	109	110	109				
Gloucester City Ward 1 Mail-In Ballot	Total	0	303	0.00	219	220	212	61	68	61				
Gloucester City Ward 1 Provisional	Total	0	29	0.00	11	11	11	16	16	15				
Gloucester City W1 Emergency Ballots	Total	0	0	0.00										
Gloucester City W2 D1	Total	822	109	13.26	47	45	44	55	55	52				
Gloucester City W2 D2	Total	913	231	25.30	101	95	88	108	112	105	1			
Gloucester City W2 D3	Total	1033	255	24.69	101	97	94	134	135	128				
Gloucester City Ward 2 Mail-In Ballot	Total	0	412	0.00	315	303	294	79	85	83				
Gloucester City Ward 2 Provisional	Total	0	40	0.00	16	17	13	22	20	20				
Gloucester City W2 Emergency Ballots	Total	0	0	0.00										
Gloucester City W3 D1	Total	1240	188	15.16	86	84	82	86	86	84				
Gloucester City W3 D2	Total	1167	223	19.11	72	70	66	132	136	129				
Gloucester City Ward 3 Mail-In Ballot	Total	0	285	0.00	190	194	178	79	81	78	1			
Gloucester City Ward 3 Provisional	Total	0	16	0.00	9	8	9	7	8	6				
Gloucester City W3 Emergency Ballots	Total	0	0	0.00										
Gloucester City W1 Early Voting	Total	0	12	0.00	6	6	4	7	6	7				
Gloucester City W2 Early Voting	Total	0	8	0.00	2	3	3	3	3	3				
Gloucester City W3 Early Voting	Total	0	7	0.00	3	2	2	5	5	4				
Gloucester City	Total	7765	2611	33.63	1393	1364	1293	1039	1066	1017	2			
Gloucester Twp Dist 1	Total	798	216	27.07	68	69	68	128	127	126				

Board of County Commissioners

		Registered	Ballots Cast	Turnout (%)	Jeffrey L. NASH	Melinda KANE	Almar DYER	Johanna SCHEETS	Jennifer MOORE	Rachel BOBERG	Write-In			
Gloucester Twp Dist 2	Total	865	216	24.97	63	57	58	132	132	128				
Gloucester Twp Dist 3	Total	862	180	20.88	49	48	48	113	115	111				
Gloucester Twp Dist 4	Total	1207	318	26.35	101	99	96	178	180	179				
Gloucester Twp Dist 5	Total	1492	287	19.24	108	108	106	143	147	139				
Gloucester Twp Dist 6	Total	1682	285	16.94	89	86	86	170	173	163				
Gloucester Twp Dist 7	Total	1246	343	27.53	110	103	103	192	195	188				
Gloucester Twp Dist 8	Total	1284	213	16.59	113	114	106	76	79	75				
Gloucester Twp Dist 9	Total	1442	329	22.82	97	97	95	203	200	190				
Gloucester Twp Dist 10	Total	1055	234	22.18	57	53	52	150	154	151				
Gloucester Twp Dist 11	Total	1126	295	26.20	97	91	85	173	175	170				
Gloucester Twp Dist 12	Total	1284	347	27.02	98	101	95	217	215	211				
Gloucester Twp Dist 13	Total	1831	257	14.04	101	99	94	133	134	121	2			
Gloucester Twp Dist 14	Total	1382	221	15.99	135	137	131	63	63	64				
Gloucester Twp Dist 15	Total	1495	376	25.15	128	129	123	215	215	204				
Gloucester Twp Dist 16	Total	1224	304	24.84	92	96	85	185	182	184				
Gloucester Twp Dist 17	Total	2462	280	11.37	143	139	136	112	109	108				
Gloucester Twp Dist 18	Total	1695	302	17.82	156	148	142	120	121	114				
Gloucester Twp Dist 19	Total	1571	313	19.92	110	107	106	166	174	168				
Gloucester Twp Dist 20	Total	1399	304	21.73	118	123	115	147	149	141				
Gloucester Twp Dist 21	Total	838	174	20.76	47	43	44	109	109	105				
Gloucester Twp Dist 22	Total	1011	186	18.40	55	55	53	111	115	108				
Gloucester Twp Dist 23	Total	1431	255	17.82	160	163	161	69	71	67				
Gloucester Twp Dist 24	Total	1341	299	22.30	98	96	88	174	177	169				
Gloucester Twp Dist 25	Total	1245	292	23.45	83	79	79	185	180	179	2			
Gloucester Twp Dist 26	Total	1015	272	26.80	85	88	80	157	161	157				
Gloucester Twp Dist 27	Total	1099	274	24.93	73	76	74	176	184	169				
Gloucester Twp Dist 28	Total	1341	196	14.62	102	101	98	80	78	77				
Gloucester Twp Dist 29	Total	1470	325	22.11	142	135	128	158	171	159	1			
Gloucester Twp Dist 30	Total	1601	332	20.74	114	119	109	179	183	175				
Gloucester Twp Dist 31	Total	1064	216	20.30	74	76	69	123	117	118				
Gloucester Twp Dist 32	Total	1366	296	21.67	109	105	105	159	167	152				
Gloucester Twp Dist 33	Total	1468	273	18.60	151	150	150	101	103	98				
Gloucester Twp Dist 34	Total	1034	189	18.28	85	83	80	83	94	85				
Gloucester Twp Dist 35	Total	1779	368	20.69	168	157	157	167	177	167				
Gloucester Twp Dist 36	Total	1007	256	25.42	103	107	98	129	134	125				
Gloucester Twp Dist 37	Total	657	66	10.05	46	45	41	12	13	12				
Gloucester Twp Dist 38	Total	792	139	17.55	68	65	65	60	66	59	2			
Gloucester Twp Dist 39	Total	686	130	18.95	50	53	45	66	62	65				
Gloucester Twp Dist 40	Total	1283	243	18.94	85	87	86	139	135	133	1			
Gloucester Twp Mail-In Ballot	Total	0	9035	0.00	5872	5850	5691	2561	2686	2505	18			
Gloucester Twp Provisional	Total	0	809	0.00	398	399	380	353	366	343	2			
Gloucester Twp Emergency Ballots	Total	0	0	0.00										
Gloucester Twp Early Voting	Total	0	478	0.00	203	201	194	231	238	222	3			
Gloucester Twp	Total	50930	20723	40.69	10404	10337	10005	8598	8826	8384	31			
Haddon Twp Dist 1	Total	1092	254	23.26	113	107	111	128	128	129				

Board of County Commissioners

		Registered	Ballots Cast	Turnout (%)	Jeffrey L. NASH	Melinda KANE	Almar DYER	Johanna SCHEETS	Jennifer MOORE	Rachel BOBERG	Write-In			
Haddon Twp Dist 2	Total	724	162	22.38	79	75	71	74	76	73				
Haddon Twp Dist 3	Total	1239	358	28.89	163	159	158	177	178	176				
Haddon Twp Dist 4	Total	779	206	26.44	100	97	93	97	97	98				
Haddon Twp Dist 5	Total	590	142	24.07	74	73	71	60	60	58				
Haddon Twp Dist 6	Total	785	209	26.62	92	86	89	103	105	100				
Haddon Twp Dist 7	Total	740	233	31.49	144	139	134	81	80	76	3			
Haddon Twp Dist 8	Total	1018	181	17.78	88	86	85	81	84	78				
Haddon Twp Dist 9	Total	651	160	24.58	81	83	78	73	71	75				
Haddon Twp Dist 10	Total	789	224	28.39	114	109	113	92	98	94				
Haddon Twp Dist 11	Total	990	242	24.44	131	129	125	106	107	101				
Haddon Twp Dist 12	Total	1450	335	23.10	147	139	140	169	172	168	3			
Haddon Twp Dist 13	Total	735	192	26.12	86	86	85	93	91	90				
Haddon Twp Dist 14	Total	744	190	25.54	87	86	89	91	94	91				
Haddon Twp Dist 15	Total	736	178	24.18	97	94	95	62	60	62				
Haddon Twp Mail-In Ballot	Total	0	2891	0.00	2195	2161	2143	566	601	584	5			
Haddon Twp Provisional	Total	0	233	0.00	152	147	146	69	71	72				
Haddon Twp Emergency Ballots	Total	0	0	0.00										
Haddon Twp Early Voting	Total	0	114	0.00	65	67	65	43	46	42				
Haddon Twp	Total	13062	6504	49.79	4008	3923	3891	2165	2219	2167	11			
Haddonfield Dist 1	Total	1301	247	18.99	108	108	106	126	127	122				
Haddonfield Dist 2	Total	1480	265	17.91	122	111	109	133	137	133	3			
Haddonfield Dist 3	Total	1051	217	20.65	107	99	92	98	96	96				
Haddonfield Dist 4	Total	838	155	18.50	48	48	48	101	99	99				
Haddonfield Dist 5	Total	726	146	20.11	54	53	52	82	81	81				
Haddonfield Dist 6	Total	1035	248	23.96	91	90	86	146	146	145				
Haddonfield Dist 7	Total	997	187	18.76	97	93	95	83	84	82				
Haddonfield Dist 8	Total	1097	232	21.15	119	123	114	96	95	93				
Haddonfield Dist 9	Total	1248	265	21.23	132	134	123	119	125	116				
Haddonfield Dist 10	Total	894	181	20.25	90	89	87	84	83	80				
Haddonfield Mail-In Ballot	Total	0	2977	0.00	2150	2137	2098	684	711	690	3			
Haddonfield Provisional	Total	0	222	0.00	134	133	129	70	73	74				
Haddonfield Emergency Ballots	Total	0	0	0.00										
Haddonfield Early Voting	Total	0	121	0.00	55	56	54	60	63	61				
Haddonfield Borough	Total	10667	5463	51.21	3307	3274	3193	1882	1920	1872	6			
Haddon Heights Dist 1	Total	821	195	23.75	75	74	71	111	116	109				
Haddon Heights Dist 2	Total	734	160	21.80	80	76	73	70	78	71				
Haddon Heights Dist 3	Total	1129	293	25.95	140	134	128	140	150	140				
Haddon Heights Dist 4	Total	701	146	20.83	58	59	57	77	81	77				
Haddon Heights Dist 5	Total	1007	270	26.81	137	136	133	121	124	117				
Haddon Heights Dist 6	Total	1057	282	26.68	112	112	105	159	164	161	3			
Haddon Heights Dist 7	Total	1063	265	24.93	127	122	118	132	132	128				
Haddon Heights Mail-In Ballot	Total	0	1588	0.00	1139	1123	1098	382	421	388	1			

Board of County Commissioners

		Registered	Ballots Cast	Turnout (%)	Jeffrey L. NASH	Melinda KANE	Almar DYER	Johanna SCHEETS	Jennifer MOORE	Rachel BOBERG	Write-In			
Haddon Heights Provisional	Total	0	152	0.00	96	97	94	52	55	52				
Haddon Heights Emergency Ballots	Total	0	0	0.00										
Haddon Heights Early Voting	Total	0	71	0.00	35	33	33	34	34	35				
Haddon Heights Borough	Total	6512	3422	52.55	1999	1966	1910	1278	1355	1278	4			
Hi-Nella Dist 1	Total	703	138	19.63	67	64	62	58	62	64				
Hi Nella Mail-In Ballot	Total	0	84	0.00	63	61	58	20	20	18				
Hi Nella Provisional	Total	0	7	0.00	5	6	5	2	1	2				
Hi Nella Emergency Ballots	Total	0	0	0.00										
Hi-Nella Early Voting	Total	0	1	0.00										
Hi-Nella Borough	Total	703	230	32.72	135	131	125	80	83	84				
Laurel Springs Dist 1	Total	855	163	19.06	64	68	65	87	84	82	1			
Laurel Springs Dist 2	Total	774	233	30.10	80	80	75	132	139	133	3			
Laurel Springs Mail-In Ballot	Total	0	279	0.00	199	199	192	66	69	63				
Laurel Springs Provisional	Total	0	28	0.00	8	8	7	17	17	17				
Laurel Springs Emergency Ballots	Total	0	0	0.00										
Laurel Springs Early Voting	Total	0	6	0.00	3	3	3	3	3	3				
Laurel Springs Borough	Total	1629	709	43.52	354	358	342	305	312	298	4			
Lawnside Dist 1	Total	1261	255	20.22	214	211	203	13	18	13				
Lawnside Dist 2	Total	1297	267	20.59	222	223	214	16	18	16				
Lawnside Mail-In Ballot	Total	0	461	0.00	403	407	398	20	20	18				
Lawnside Provisional	Total	0	45	0.00	34	38	39	3	1	2				
Lawnside Emergency Ballots	Total	0	0	0.00										
Lawnside Early Voting	Total	0	17	0.00	16	16	16	1	1	1				
Lawnside Borough	Total	2558	1045	40.85	889	895	870	53	58	50				
Lindenwold Dist 1	Total	1428	217	15.20	93	97	88	105	99	101	2			
Lindenwold Dist 2	Total	1382	231	16.71	121	126	121	93	94	93				
Lindenwold Dist 3	Total	1037	230	22.18	119	120	113	94	99	94				
Lindenwold Dist 4	Total	1838	243	13.22	141	134	128	85	93	89				
Lindenwold Dist 5	Total	1251	83	6.63	64	65	63	13	10	12				
Lindenwold Dist 6	Total	1476	206	13.96	160	160	154	32	31	32				
Lindenwold Dist 7	Total	964	74	7.68	52	52	51	13	14	12				
Lindenwold Dist 8	Total	1602	196	12.23	113	121	108	57	60	56				
Lindenwold Dist 9	Total	892	135	15.13	68	70	67	47	49	48				
Lindenwold Mail-In Ballot	Total	0	1586	0.00	1244	1242	1223	263	284	265	3			
Lindenwold Provisional	Total	0	115	0.00	70	71	68	31	30	32				
Lindenwold Emergency Ballots	Total	0	0	0.00										

Board of County Commissioners

		Registered	Ballots Cast	Turnout (%)	Jeffrey L. NASH	Melinda KANE	Almar DYER	Johanna SCHEETS	Jennifer MOORE	Rachel BOBERG	Write-In			
Lindenwold Early Voting	Total	0	60	0.00	36	34	34	21	21	22				
Lindenwold Borough	Total	11870	3376	28.44	2281	2292	2218	854	884	856	5			
Magnolia Dist 1	Total	945	193	20.42	107	108	103	70	65	71				
Magnolia Dist 2	Total	744	164	22.04	85	88	84	73	75	71				
Magnolia Dist 3	Total	864	182	21.06	75	74	73	98	99	96				
Magnolia Dist 4	Total	927	234	25.24	103	98	94	119	118	121				
Magnolia Mail-In Ballot	Total	0	492	0.00	352	347	349	108	122	110				
Magnolia Provisional	Total	0	50	0.00	32	33	32	14	16	14				
Magnolia Emergency Ballots	Total	0	0	0.00										
Magnolia Early Voting	Total	0	20	0.00	8	9	9	9	11	11				
Magnolia Borough	Total	3480	1335	38.36	762	757	744	491	506	494				
Merchantville Dist 1	Total	1295	255	19.69	108	112	103	128	130	127				
Merchantville Dist 2	Total	856	201	23.48	89	86	82	96	96	91				
Merchantville Dist 3	Total	897	141	15.72	76	73	73	60	57	56				
Merchantville Mail-In Ballot	Total	0	524	0.00	403	406	397	94	99	93				
Merchantville Provisional	Total	0	43	0.00	26	26	26	16	15	14				
Merchantville Emergency Ballots	Total	0	0	0.00										
Merchantville Early Voting	Total	0	70	0.00	44	44	42	24	24	24				
Merchantville Borough	Total	3048	1234	40.49	746	747	723	418	421	405				
Mt Ephraim Dist 1	Total	855	217	25.38	91	91	91	111	113	112				
Mt Ephraim Dist 2	Total	987	263	26.65	79	80	80	170	172	172				
Mt Ephraim Dist 3	Total	961	240	24.97	82	74	70	148	149	141				
Mt Ephraim Dist 4	Total	928	215	23.17	73	74	68	118	119	112	1			
Mt. Ephraim Mail-In Ballot	Total	0	601	0.00	411	409	402	162	161	162				
Mt. Ephraim Provisional	Total	0	50	0.00	19	19	21	27	27	27				
Mt. Ephraim Emergency Ballots	Total	0	0	0.00										
Mt Ephraim Early Voting	Total	0	25	0.00	13	13	13	11	11	11	1			
Mount Ephraim Borough	Total	3731	1611	43.18	768	760	745	747	752	737	2			
Oaklyn Dist 1	Total	765	219	28.63	128	128	120	81	80	83				
Oaklyn Dist 2	Total	946	216	22.83	108	106	99	96	100	92				
Oaklyn Dist 3	Total	816	212	25.98	87	82	82	113	111	102				
Oaklyn Dist 4	Total	793	229	28.88	138	132	127	77	80	77				
Oaklyn Mail-In Ballot	Total	0	584	0.00	453	459	440	111	113	108				
Oaklyn Provisional	Total	0	62	0.00	35	37	36	24	23	22				
Oaklyn Emergency Ballots	Total	0	0	0.00										
Oaklyn Early Voting	Total	0	27	0.00	18	18	17	9	9	9				

Board of County Commissioners

		Registered	Ballots Cast	Turnout (%)	Jeffrey L. NASH	Melinda KANE	Almar DYER	Johanna SCHEETS	Jennifer MOORE	Rachel BOBERG	Write-In			
Oaklyn Borough	Total	3320	1549	46.66	967	962	921	511	516	493				
Pennsauken Dist 1	Total	1204	157	13.04	102	104	98	37	37	36				
Pennsauken Dist 2	Total	1614	233	14.44	176	174	176	31	36	35				
Pennsauken Dist 3	Total	1133	224	19.77	114	112	106	85	88	87				
Pennsauken Dist 4	Total	1584	199	12.56	135	119	121	44	50	45				
Pennsauken Dist 5	Total	827	190	22.97	95	96	94	82	84	80				
Pennsauken Dist 6	Total	1330	268	20.15	116	121	115	118	111	111				
Pennsauken Dist 7	Total	1505	193	12.82	102	99	99	73	70	72				
Pennsauken Dist 8	Total	1066	180	16.89	109	105	102	59	60	60				
Pennsauken Dist 9	Total	1047	144	13.75	72	70	69	55	56	51				
Pennsauken Dist 10	Total	976	202	20.70	108	106	106	79	76	76				
Pennsauken Dist 11	Total	1124	273	24.29	146	138	137	108	111	105				
Pennsauken Dist 12	Total	975	173	17.74	119	117	116	37	38	35				
Pennsauken Dist 13	Total	979	189	19.31	74	70	71	99	100	96				
Pennsauken Dist 14	Total	1183	246	20.79	175	174	170	46	48	44	1			
Pennsauken Dist 15	Total	1439	148	10.28	107	99	92	24	26	27				
Pennsauken Dist 16	Total	880	114	12.95	86	86	80	17	16	17				
Pennsauken Dist 17	Total	1566	241	15.39	138	134	129	85	90	90				
Pennsauken Dist 18	Total	1466	270	18.42	135	133	125	118	115	116				
Pennsauken Dist 19	Total	805	120	14.91	74	75	70	38	37	37				
Pennsauken Dist 20	Total	827	132	15.96	95	95	98	18	21	17				
Pennsauken Dist 21	Total	895	148	16.54	86	92	81	38	38	36				
Pennsauken Dist 22	Total	951	220	23.13	142	141	138	61	62	58				
Pennsauken Dist 23	Total	876	171	19.52	94	90	89	60	63	59				
Pennsauken Dist 24	Total	728	50	6.87	38	36	35	8	8	8				
Pennsauken Mail-In Ballot	Total	0	3636	0.00	2833	2827	2786	586	614	584	5			
Pennsauken Provisional	Total	0	336	0.00	224	224	223	82	81	80				
Pennsauken Emergency Ballots	Total	0	0	0.00										
Pennsauken Early Voting	Total	0	193	0.00	107	107	104	78	76	76				
Pennsauken Twp	Total	26980	8650	32.06	5802	5744	5630	2166	2212	2138	6			
Pine Hill Dist 1	Total	1226	209	17.05	126	128	124	68	71	70				
Pine Hill Dist 2	Total	1336	260	19.46	122	119	116	120	123	117				
Pine Hill Dist 3	Total	1411	312	22.11	132	130	123	155	153	151				
Pine Hill Dist 4	Total	1445	159	11.00	103	101	96	41	44	43				
Pine Hill Dist 5	Total	1420	303	21.34	117	117	112	159	160	158				
Pine Hill Dist 6	Total	992	94	9.48	57	58	59	27	28	28				
Pine Hill Mail-In Ballot	Total	0	1096	0.00	812	810	794	241	248	238	1			
Pine Hill Provisional	Total	0	101	0.00	66	63	61	30	34	32				
Pine Hill Emergency Ballots	Total	0	0	0.00										
Pine Hill Early Voting	Total	0	55	0.00	36	37	35	14	14	13				
Pine Hill Borough	Total	7830	2589	33.07	1571	1563	1520	855	875	850	1			

Board of County Commissioners

		Registered	Ballots Cast	Turnout (%)	Jeffrey L. NASH	Melinda KANE	Almar DYER	Johanna SCHEETS	Jennifer MOORE	Rachel BOBERG	Write-In			
Pine Valley Dist 1	Total	14	0	0.00										
Pine Valley Mail-In Ballot	Total	0	8	0.00	1	1	1	7	7	7				
Pine Valley Provisional	Total	0	0	0.00										
Pine Valley Emergency Ballots	Total	0	0	0.00										
Pine Valley Early Voting	Total	0	0	0.00										
Pine Valley Borough	Total	14	8	57.14	1	1	1	7	7	7				
Runnemede Dist 1	Total	836	165	19.74	56	63	53	97	97	100				
Runnemede Dist 2	Total	1157	211	18.24	92	92	89	97	107	98				
Runnemede Dist 3	Total	818	164	20.05	67	67	68	87	88	84				
Runnemede Dist 4	Total	962	209	21.73	71	69	69	123	122	118				
Runnemede Dist 5	Total	1484	259	17.45	97	91	89	143	145	144				
Runnemede Dist 6	Total	1165	260	22.32	86	82	75	148	146	139				
Runnemede Mail-In Ballot	Total	0	1099	0.00	744	741	730	288	295	292	2			
Runnemede Provisional	Total	0	72	0.00	32	30	29	30	31	28	3			
Runnemede Emergency Ballots	Total	0	0	0.00										
Runnemede Early Voting	Total	0	123	0.00	49	47	47	62	67	65				
Runnemede Borough	Total	6422	2562	39.89	1294	1282	1249	1075	1098	1068	5			
Somerdale Dist 1	Total	1615	351	21.73	178	174	171	132	139	134	1			
Somerdale Dist 2	Total	907	201	22.16	95	92	93	88	91	86				
Somerdale Dist 3	Total	873	178	20.39	110	109	98	53	56	54				
Somerdale Dist 4	Total	909	210	23.10	110	107	102	89	93	87				
Somerdale Mail-In Ballot	Total	0	660	0.00	497	502	483	132	136	130				
Somerdale Provisional	Total	0	44	0.00	25	24	24	16	16	16				
Somerdale Emergency Ballots	Total	0	0	0.00										
Somerdale Early Voting	Total	0	21	0.00	16	17	17	4	5	4				
Somerdale Borough	Total	4304	1665	38.68	1031	1025	988	514	536	511	1			
Stratford Dist 1	Total	663	183	27.60	70	67	69	101	107	103				
Stratford Dist 2	Total	949	215	22.66	71	71	68	124	122	123				
Stratford Dist 3	Total	973	233	23.95	96	101	94	118	119	115	1			
Stratford Dist 4	Total	1107	241	21.77	79	79	72	143	150	145				
Stratford Dist 5	Total	804	115	14.30	52	59	51	50	48	49				
Stratford Dist 6	Total	940	257	27.34	101	101	96	128	131	118				
Stratford Mail-In Ballot	Total	0	1023	0.00	701	707	672	267	277	266	6			
Stratford Provisional	Total	0	79	0.00	43	42	41	34	35	34				
Stratford Emergency Ballots	Total	0	0	0.00										
Stratford Early Voting	Total	0	45	0.00	24	23	20	20	21	20				
Stratford Borough	Total	5436	2391	43.98	1237	1250	1183	985	1010	973	7			

Board of County Commissioners

		Registered	Ballots Cast	Turnout (%)	Jeffrey L. NASH	Melinda KANE	Almar DYER	Johanna SCHEETS	Jennifer MOORE	Rachel BOBERG	Write-In			
Tavistock Dist 1	Total	9	0	0.00										
Tavistock Mail-In Ballot	Total	0	5	0.00	2	2	2	3	3	3				
Tavistock Provisional	Total	0	0	0.00										
Tavistock Emergency Ballots	Total	0	0	0.00										
Tavistock Early Voting	Total	0	0	0.00										
Tavistock Borough	Total	9	5	55.56	2	2	2	3	3	3				
Voorhees Dist 1	Total	1635	351	21.47	177	177	170	152	151	147				
Voorhees Dist 2	Total	1509	317	21.01	131	119	120	164	173	168	3			
Voorhees Dist 3	Total	1379	197	14.29	96	93	89	93	96	96	3			
Voorhees Dist 4	Total	1554	172	11.07	101	93	90	63	64	61				
Voorhees Dist 5	Total	1535	215	14.01	142	140	133	63	64	59				
Voorhees Dist 6	Total	1403	245	17.46	84	83	83	147	149	143				
Voorhees Dist 7	Total	814	140	17.20	65	66	64	67	67	67				
Voorhees Dist 8	Total	1846	246	13.33	135	130	125	92	99	95				
Voorhees Dist 9	Total	1479	275	18.59	101	102	99	159	159	156				
Voorhees Dist 10	Total	1114	192	17.24	94	94	88	87	90	88				
Voorhees Dist 11	Total	1110	219	19.73	92	93	86	116	121	115				
Voorhees Dist 12	Total	1108	197	17.78	84	85	82	101	102	99				
Voorhees Dist 13	Total	1474	214	14.52	100	102	97	101	100	100				
Voorhees Dist 14	Total	1006	185	18.39	87	86	85	90	89	88				
Voorhees Dist 15	Total	1310	199	15.19	103	109	100	78	81	77				
Voorhees Dist 16	Total	939	181	19.28	70	63	62	95	96	93				
Voorhees Dist 17	Total	735	94	12.79	37	36	36	51	53	55				
Voorhees Dist 18	Total	1259	143	11.36	86	88	83	46	48	46				
Voorhees Dist 19	Total	1080	123	11.39	46	43	38	68	70	71				
Voorhees Mail-In Ballot	Total	0	5247	0.00	3750	3733	3640	1226	1271	1240	1			
Voorhees Provisional	Total	0	423	0.00	262	266	258	121	122	120				
Voorhees Emergency Ballots	Total	0	0	0.00										
Voorhees Early Voting	Total	0	383	0.00	191	193	188	174	175	175				
Voorhees Twp	Total	24289	9958	41.00	6034	5994	5816	3354	3440	3359	7			
Waterford Dist 1	Total	1322	340	25.72	68	66	60	239	239	234				
Waterford Dist 2	Total	1395	319	22.87	88	89	78	209	209	207				
Waterford Dist 3	Total	1058	236	22.31	52	50	52	157	156	147				
Waterford Dist 4	Total	1003	313	31.21	47	41	39	233	231	230				
Waterford Dist 5	Total	1176	251	21.34	80	80	77	155	155	153				
Waterford Dist 6	Total	724	197	27.21	43	41	42	147	148	143				
Waterford Dist 7	Total	1231	368	29.89	73	68	64	271	273	264	2			
Waterford Dist 8	Total	747	243	32.53	54	52	49	176	181	177	1			
Waterford Mail-In Ballot	Total	0	1457	0.00	829	831	801	534	572	543				
Waterford Provisional	Total	0	141	0.00	48	48	47	85	84	82				
Waterford Emergency Ballots	Total	0	0	0.00										
Waterford Early Voting	Total	0	115	0.00	42	44	40	70	73	72				
Waterford Twp	Total	8656	3980	45.98	1424	1410	1349	2276	2321	2252	3			

Board of County Commissioners

		Registered	Ballots Cast	Turnout (%)	Jeffrey L. NASH	Melinda KANE	Almar DYER	Johanna SCHEETS	Jennifer MOORE	Rachel BOBERG	Write-In			
Winslow W1 D1	Total	1209	353	29.20	77	75	66	246	249	242				
Winslow W1 D2	Total	1445	324	22.42	48	48	49	249	248	243				
Winslow W1 D3	Total	900	228	25.33	58	59	53	153	153	151				
Winslow W1 D4	Total	1549	340	21.95	114	113	109	205	202	200				
Winslow W1 D5	Total	1403	353	25.16	116	109	103	226	222	221				
Winslow W1 D6	Total	822	162	19.71	72	72	68	73	76	72				
Winslow Ward 1 Mail-In Ballot	Total	0	1400	0.00	805	809	778	528	545	530				
Winslow Ward 1 Provisional	Total	0	140	0.00	46	45	39	87	88	88				
Winslow W1 Emergency Ballots	Total	0	0	0.00										
Winslow W2 D1	Total	1835	278	15.15	180	176	172	82	80	83				
Winslow W2 D2	Total	1076	249	23.14	98	93	89	135	136	137				
Winslow W2 D3	Total	1896	345	18.20	112	105	97	203	206	206				
Winslow W2 D4	Total	1288	339	26.32	170	164	161	146	150	144				
Winslow W2 D5	Total	1033	281	27.20	75	78	68	193	188	192				
Winslow W2 D6	Total	1217	181	14.87	122	132	124	38	40	39				
Winslow Ward 2 Mail-In Ballot	Total	0	1413	0.00	987	980	972	357	368	351	2			
Winslow Ward 2 Provisional	Total	0	118	0.00	57	59	55	55	51	55				
Winslow W2 Emergency Ballots	Total	0	0	0.00										
Winslow W3 D1	Total	1614	264	16.36	192	194	192	45	45	39				
Winslow W3 D2	Total	1600	184	11.50	151	149	143	12	10	12				
Winslow W3 D3	Total	1447	169	11.68	125	130	123	27	25	25				
Winslow W3 D4	Total	1388	239	17.22	159	167	151	56	61	52				
Winslow W3 D5	Total	1522	256	16.82	200	200	188	42	44	36				
Winslow Ward 3 Mail-In Ballot	Total	0	1061	0.00	944	953	938	85	88	84				
Winslow Ward 3 Provisional	Total	0	94	0.00	76	77	71	9	10	8				
Winslow W3 Emergency Ballots	Total	0	0	0.00										
Winslow W4 D1	Total	898	217	24.16	77	75	72	130	125	119				
Winslow W4 D2	Total	1960	294	15.00	185	181	172	90	93	92				
Winslow W4 D3	Total	2106	364	17.28	207	202	202	135	135	132				
Winslow W4 D4	Total	1450	320	22.07	155	153	145	145	155	146				
Winslow W4 D5	Total	1737	326	18.77	188	187	178	113	115	109				
Winslow Ward 4 Mail-In Ballot	Total	0	1422	0.00	1072	1067	1055	282	308	284	5			
Winslow Ward 4 Provisional	Total	0	145	0.00	89	88	84	43	46	44	1			
Winslow W4 Emergency Ballots	Total	0	0	0.00										
Winslow W1 Early Voting	Total	0	95	0.00	35	36	34	55	56	57				
Winslow W2 Early Voting	Total	0	172	0.00	102	104	103	63	62	60				
Winslow W3 Early Voting	Total	0	66	0.00	47	47	46	11	12	11				
Winslow W4 Early Voting	Total	0	103	0.00	62	60	62	31	34	31				
Winslow Twp	Total	31395	12295	39.16	7203	7187	6962	4350	4426	4295	8			
Woodlynne Dist 1	Total	1013	120	11.85	77	82	72	26	25	25				
Woodlynne Dist 2	Total	830	97	11.69	70	73	68	18	19	19	2			
Woodlynne Mail-In Ballot	Total	0	127	0.00	94	99	94	21	22	19				

Board of County Commissioners

		Registered	Ballots Cast	Turnout (%)	Jeffrey L. NASH	Melinda KANE	Almar DYER	Johanna SCHEETS	Jennifer MOORE	Rachel BOBERG	Write-In		
Woodlynne Provisional	Total	0	11	0.00	8	7	8	2	2	2			
Woodlynne Emergency Ballots	Total	0	0	0.00									
Woodlynne Early Voting	Total	0	7	0.00	4	4	4	2	3	3			
Woodlynne Borough	Total	1843	362	19.64	253	265	246	69	71	68	2		
Total - All Tally Types		398229	151438	38.03	89077	88457	85788	51936	53303	51397	191		
Contest Total		398229	151438	38.03	89077	88457	85788	51936	53303	51397	191		

Audubon Park Council

		Registered	Ballots Cast	Turnout (%)	Caitleen LOWE	Amy PARATORE	Kirsten STOKES	Write-In						
Audubon Park Dist 1	Total	843	234	27.76	134	129	45	12						
Audubon Park Mail-In Ballot	Total	0	138	0.00	95	96	17	1						
Audubon Park Provisional	Total	0	18	0.00	6	5	5	2						
Audubon Park Emergency Ballots	Total	0	0	0.00										
Audubon Park Early Voting	Total	0	2	0.00		2								
Audubon Park Borough	Total	843	392	46.50	235	232	67	15						
Total - All Tally Types		843	392	46.50	235	232	67	15						
Contest Total		843	392	46.50	235	232	67	15						

Barrington Council

		Registered	Ballots Cast	Turnout (%)	Michael DRUMM	Shawn LUDWIG	Nicholas ALVINI	Kenneth W. KRUPINSKI	Write-In					
Barrington Dist 1	Total	1256	361	28.74	147	129	206	206	2					
Barrington Dist 2	Total	1002	239	23.85	122	111	103	114						
Barrington Dist 3	Total	1172	251	21.42	116	99	128	129						
Barrington Dist 4	Total	1515	290	19.14	130	113	154	155						
Barrington Dist 5	Total	545	142	26.06	73	71	61	65	2					
Barrington Mail-In Ballot	Total	0	1072	0.00	745	714	276	307	2					
Barrington Provisional	Total	0	80	0.00	42	43	30	33						
Barrington Emergency Ballots	Total	0	0	0.00										
Barrington Early Voting	Total	0	43	0.00	18	19	25	23						
Barrington Borough	Total	5490	2478	45.14	1393	1299	983	1032	6					
Total - All Tally Types		5490	2478	45.14	1393	1299	983	1032	6					
Contest Total		5490	2478	45.14	1393	1299	983	1032	6					

Bellmawr Council

		Registered	Ballots Cast	Turnout (%)	Steven B. HAGERTY	Craig R. WILHELM	Write-In							
Bellmawr Dist 1	Total	1536	184	11.98	90	98	8							
Bellmawr Dist 2	Total	1386	276	19.91	155	157	7							
Bellmawr Dist 3	Total	1311	227	17.32	101	98	9							
Bellmawr Dist 4	Total	1055	265	25.12	142	148	6							
Bellmawr Dist 5	Total	1051	185	17.60	106	106	7							
Bellmawr Dist 6	Total	1287	226	17.56	118	113	8							
Bellmawr Dist 7	Total	1025	390	38.05	185	195	8							
Bellmawr Mail-In Ballot	Total	0	1315	0.00	1045	1047	31							
Bellmawr Provisional	Total	0	93	0.00	44	43	4							
Bellmawr Emergency Ballots	Total	0	0	0.00										
Bellmawr Early Voting	Total	0	83	0.00	40	41	3							
Bellmawr Borough	Total	8651	3244	37.50	2026	2046	91							
Total - All Tally Types		8651	3244	37.50	2026	2046	91							
Contest Total		8651	3244	37.50	2026	2046	91							

Berlin Boro Council

		Registered	Ballots Cast	Turnout (%)	Jake MILLER	Patricia CUMMINGS	Write-In							
Berlin Boro Dist 1	Total	1149	269	23.41	131	122	3							
Berlin Boro Dist 2	Total	1452	394	27.13	174	164	8							
Berlin Boro Dist 3	Total	1520	358	23.55	155	144	9							
Berlin Boro Dist 4	Total	1371	372	27.13	158	154	3							
Berlin Boro Dist 5	Total	713	190	26.65	94	86								
Berlin Boro Mail-In Ballot	Total	0	1097	0.00	451	451	15							
Berlin Boro Provisional	Total	0	114	0.00	34	31								
Berlin Boro Emergency Ballots	Total	0	0	0.00										
Berlin Boro Early Voting	Total	0	70	0.00	27	27								
Berlin Borough	Total	6205	2864	46.16	1224	1179	38							
Total - All Tally Types		6205	2864	46.16	1224	1179	38							
Contest Total		6205	2864	46.16	1224	1179	38							

Berlin Twp Mayor

		Registered	Ballots Cast	Turnout (%)	Phyllis JEFFRIES MAGAZZU	Write-In	Gerard Petersen							
Berlin Twp Dist 1	Total	1861	187	10.05	80	5	34							
Berlin Twp Dist 2	Total	744	184	24.73	103	6	26							
Berlin Twp Dist 3	Total	686	152	22.16	70	6	28							
Berlin Twp Dist 4	Total	1314	308	23.44	169	12	42							
Berlin Twp Mail-In Ballot	Total	0	1047	0.00	762	82								
Berlin Twp Provisional	Total	0	71	0.00	39	10								
Berlin Twp Emergency Ballots	Total	0	0	0.00										
Berlin Twp Early Voting	Total	0	36	0.00	20	3								
Berlin Township	Total	4605	1985	43.11	1243	124	130							
Total - All Tally Types		4605	1985	43.11	1243	124	130							
Contest Total		4605	1985	43.11	1243	124	130							

Berlin Twp Council

		Registered	Ballots Cast	Turnout (%)	Frank EPIFANIO	Mark REID	Write-In	Bryan Ketchum	Joshua Payne				
Berlin Twp Dist 1	Total	1861	187	10.05	77	78	8	26	24				
Berlin Twp Dist 2	Total	744	184	24.73	98	104	8	19	18				
Berlin Twp Dist 3	Total	686	152	22.16	69	70	8	26	26				
Berlin Twp Dist 4	Total	1314	308	23.44	160	161	19	32	33				
Berlin Twp Mail-In Ballot	Total	0	1047	0.00	758	755	136						
Berlin Twp Provisional	Total	0	71	0.00	34	36	17						
Berlin Twp Emergency Ballots	Total	0	0	0.00									
Berlin Twp Early Voting	Total	0	36	0.00	19	19	6						
Berlin Township	Total	4605	1985	43.11	1215	1223	202	103	101				
Total - All Tally Types		4605	1985	43.11	1215	1223	202	103	101				
Contest Total		4605	1985	43.11	1215	1223	202	103	101				

Brooklawn Council

		Registered	Ballots Cast	Turnout (%)	Julie MC CLEARY	Patricia MC CONNELL	Write-In							
Brooklawn Dist 1	Total	1388	318	22.91	190	195	10							
Brooklawn Mail-In Ballot	Total	0	155	0.00	118	119	2							
Brooklawn Provisional	Total	0	9	0.00	6	6								
Brooklawn Emergency Ballots	Total	0	0	0.00										
Brooklawn Early Voting	Total	0	2	0.00	2	2								
Brooklawn Borough	Total	1388	484	34.87	316	322	12							
Total - All Tally Types		1388	484	34.87	316	322	12							
Contest Total		1388	484	34.87	316	322	12							

Camden City Mayor

		Registered	Ballots Cast	Turnout (%)	Victor CARSTARPHEN	Theo SPENCER	Jennifer A. HUSE	Write-In						
Camden City W1 D1	Total	638	54	8.46	43	1	2							
Camden City W1 D2	Total	1333	109	8.18	87	5								
Camden City W1 D3	Total	1213	113	9.32	85	3	3	1						
Camden City W1 D4	Total	1040	59	5.67	49	1	1	1						
Camden City W1 D5	Total	1459	96	6.58	65	8	1	1						
Camden City W1 D6	Total	1425	124	8.70	94	7	4							
Camden City W1 D7	Total	980	41	4.18	32	2								
Camden City W1 D8	Total	965	130	13.47	105	9	3							
Camden City W1 D9	Total	1587	125	7.88	92	9	1	1						
Camden City W1 D10	Total	1208	100	8.28	77	4	2							
Camden City Ward 1 Mail-In Ballot	Total	0	736	0.00	629	36	13	1						
Camden City Ward 1 Provisional	Total	0	93	0.00	75	2								
Camden City W1 Emergency Ballots	Total	0	0	0.00										
Camden City W2 D1	Total	740	77	10.41	67	5								
Camden City W2 D2	Total	987	87	8.81	57	14	3	3						
Camden City W2 D3	Total	1094	183	16.73	147	21	2							
Camden City W2 D4	Total	793	57	7.19	41	11	1							
Camden City W2 D5	Total	913	51	5.59	38	6								
Camden City W2 D6	Total	1644	112	6.81	93	7								
Camden City W2 D7	Total	1143	134	11.72	109	7	3	2						
Camden City W2 D8	Total	1798	123	6.84	91	15								
Camden City W2 D9	Total	1747	115	6.58	83	8								
Camden City W2 D10	Total	839	55	6.56	49	3								
Camden City W2 D11	Total	821	65	7.92	46	6								
Camden City Ward 2 Mail-In Ballot	Total	0	949	0.00	821	47	12	3						
Camden City Ward 2 Provisional	Total	0	125	0.00	105	8								
Camden City W2 Emergency Ballots	Total	0	0	0.00										
Camden City W3 D1	Total	1120	75	6.70	56	4								
Camden City W3 D2	Total	1449	137	9.45	105	5	3							
Camden City W3 D3	Total	1039	90	8.66	67	4								
Camden City W3 D4	Total	1167	81	6.94	64	4								
Camden City W3 D5	Total	1038	58	5.59	44	4								
Camden City W3 D6	Total	1166	120	10.29	99	6								
Camden City W3 D7	Total	1234	96	7.78	75	4	1							
Camden City W3 D8	Total	1347	99	7.35	71	9	1							
Camden City W3 D9	Total	1538	122	7.93	94	5	4							
Camden City Ward 3 Mail-In Ballot	Total	0	722	0.00	595	32	11	5						
Camden City Ward 3 Provisional	Total	0	101	0.00	71	4	2							
Camden City W3 Emergency Ballots	Total	0	0	0.00										
Camden City W4 D1	Total	1015	102	10.05	81	7	2							
Camden City W4 D2	Total	1170	86	7.35	58	1								
Camden City W4 D3	Total	1180	112	9.49	84									

Camden City Mayor

		Registered	Ballots Cast	Turnout (%)	Victor CARSTARPHEN	Theo SPENCER	Jennifer A. HUSE	Write-In						
Camden City W4 D4	Total	1302	86	6.61	63	5		2						
Camden City W4 D5	Total	1029	68	6.61	50	2	2							
Camden City W4 D6	Total	1296	106	8.18	86	2								
Camden City W4 D7	Total	1155	98	8.48	70	7	1							
Camden City W4 D8	Total	1248	129	10.34	96	7	3							
Camden City W4 D9	Total	1265	137	10.83	84	11	1							
Camden City W4 D10	Total	1230	105	8.54	71	14	4	2						
Camden City Ward 4 Provisional	Total	0	81	0.00	61	3	3							
Camden City W4 Mail-In Ballot	Total	0	634	0.00	500	39	15							
Camden City W4 Emergency Ballots	Total	0	0	0.00										
Camden City W1 Early Voting	Total	0	19	0.00	13	5								
Camden City W2 Early Voting	Total	0	30	0.00	23	3								
Camden City W3 Early Voting	Total	0	21	0.00	15	3								
Camden City W4 Early Voting	Total	0	14	0.00	9	2								
Camden City	Total	47355	7442	15.72	5885	437	104	22						
Total - All Tally Types		47355	7442	15.72	5885	437	104	22						
Contest Total		47355	7442	15.72	5885	437	104	22						

Camden City Council At-Large

		Registered	Ballots Cast	Turnout (%)	Angel FUENTES	Sheila DAVIS	Noheми G. SORIA-PEREZ	Write-In						
Camden City W1 D1	Total	638	54	8.46	42	40	39							
Camden City W1 D2	Total	1333	109	8.18	83	80	78							
Camden City W1 D3	Total	1213	113	9.32	83	89	84							
Camden City W1 D4	Total	1040	59	5.67	41	45	40							
Camden City W1 D5	Total	1459	96	6.58	71	76	69	3						
Camden City W1 D6	Total	1425	124	8.70	95	97	87	1						
Camden City W1 D7	Total	980	41	4.18	33	27	28							
Camden City W1 D8	Total	965	130	13.47	104	105	100							
Camden City W1 D9	Total	1587	125	7.88	101	89	82							
Camden City W1 D10	Total	1208	100	8.28	73	75	66							
Camden City Ward 1 Mail-In Ballot	Total	0	736	0.00	668	666	650	9						
Camden City Ward 1 Provisional	Total	0	93	0.00	78	79	76							
Camden City W1 Emergency Ballots	Total	0	0	0.00										
Camden City W2 D1	Total	740	77	10.41	61	66	58							
Camden City W2 D2	Total	987	87	8.81	63	65	52	3						
Camden City W2 D3	Total	1094	183	16.73	147	156	140							
Camden City W2 D4	Total	793	57	7.19	42	42	42							
Camden City W2 D5	Total	913	51	5.59	37	40	35							
Camden City W2 D6	Total	1644	112	6.81	92	89	81							
Camden City W2 D7	Total	1143	134	11.72	112	112	104							
Camden City W2 D8	Total	1798	123	6.84	93	99	87	1						
Camden City W2 D9	Total	1747	115	6.58	84	85	77							
Camden City W2 D10	Total	839	55	6.56	42	47	41							
Camden City W2 D11	Total	821	65	7.92	45	48	42							
Camden City Ward 2 Mail-In Ballot	Total	0	949	0.00	846	858	823	2						
Camden City Ward 2 Provisional	Total	0	125	0.00	105	109	100							
Camden City W2 Emergency Ballots	Total	0	0	0.00										
Camden City W3 D1	Total	1120	75	6.70	59	54	50							
Camden City W3 D2	Total	1449	137	9.45	107	111	106	2						
Camden City W3 D3	Total	1039	90	8.66	59	58	59							
Camden City W3 D4	Total	1167	81	6.94	61	61	59							
Camden City W3 D5	Total	1038	58	5.59	53	44	48							
Camden City W3 D6	Total	1166	120	10.29	101	94	92							
Camden City W3 D7	Total	1234	96	7.78	78	67	70							
Camden City W3 D8	Total	1347	99	7.35	72	70	66	13						
Camden City W3 D9	Total	1538	122	7.93	96	88	87							
Camden City Ward 3 Mail-In Ballot	Total	0	722	0.00	636	635	620	5						
Camden City Ward 3 Provisional	Total	0	101	0.00	79	78	73							
Camden City W3 Emergency Ballots	Total	0	0	0.00										
Camden City W4 D1	Total	1015	102	10.05	85	79	78							
Camden City W4 D2	Total	1170	86	7.35	59	56	50							

Camden City Council At-Large

		Registered	Ballots Cast	Turnout (%)	Angel FUENTES	Sheila DAVIS	Nohemi G. SORIA-PEREZ	Write-In						
Camden City W4 D3	Total	1180	112	9.49	83	80	80							
Camden City W4 D4	Total	1302	86	6.61	62	63	61							
Camden City W4 D5	Total	1029	68	6.61	50	48	46							
Camden City W4 D6	Total	1296	106	8.18	91	78	81							
Camden City W4 D7	Total	1155	98	8.48	76	69	68							
Camden City W4 D8	Total	1248	129	10.34	107	97	96							
Camden City W4 D9	Total	1265	137	10.83	98	91	98							
Camden City W4 D10	Total	1230	105	8.54	79	74	78	7						
Camden City Ward 4 Provisional	Total	0	81	0.00	68	64	66							
Camden City W4 Mail-In Ballot	Total	0	634	0.00	549	542	536	11						
Camden City W4 Emergency Ballots	Total	0	0	0.00										
Camden City W1 Early Voting	Total	0	19	0.00	14	16	14							
Camden City W2 Early Voting	Total	0	30	0.00	25	26	23							
Camden City W3 Early Voting	Total	0	21	0.00	15	14	14							
Camden City W4 Early Voting	Total	0	14	0.00	9	9	9							
Camden City	Total	47355	7442	15.72	6112	6050	5809	57						
Total - All Tally Types		47355	7442	15.72	6112	6050	5809	57						
Contest Total		47355	7442	15.72	6112	6050	5809	57						

Camden Council Wd 2 UNEX

		Registered	Ballots Cast	Turnout (%)	Christopher R. COLLINS	Write-In							
Camden City W2 D1	Total	740	77	10.41	66								
Camden City W2 D2	Total	987	87	8.81	68	2							
Camden City W2 D3	Total	1094	183	16.73	164								
Camden City W2 D4	Total	793	57	7.19	46								
Camden City W2 D5	Total	913	51	5.59	39	1							
Camden City W2 D6	Total	1644	112	6.81	96								
Camden City W2 D7	Total	1143	134	11.72	115								
Camden City W2 D8	Total	1798	123	6.84	96								
Camden City W2 D9	Total	1747	115	6.58	86								
Camden City W2 D10	Total	839	55	6.56	47								
Camden City W2 D11	Total	821	65	7.92	54								
Camden City Ward 2 Mail-In Ballot	Total	0	949	0.00	871								
Camden City Ward 2 Provisional	Total	0	125	0.00	112								
Camden City W2 Emergency Ballots	Total	0	0	0.00									
Camden City W2 Early Voting	Total	0	30	0.00	27								
Camden City	Total	12519	2163	17.28	1887	3							
Total - All Tally Types		12519	2163	17.28	1887	3							
Contest Total		12519	2163	17.28	1887	3							

Cherry Hill Council

		Registered	Ballots Cast	Turnout (%)	David FLEISHER	Carole ROSKOPH	Sangeeta DOSHI	William A. CARTER, III	Nicole NANCE	David LODGE	Rossana PARSONS	Diane C. CARR	Write-In
Cherry Hill Dist 1	Total	1165	316	27.12	143	137	132	132	139	141	139	139	
Cherry Hill Dist 2	Total	1396	231	16.55	98	98	92	94	120	117	115	116	
Cherry Hill Dist 3	Total	1291	233	18.05	91	99	95	88	122	118	118	124	
Cherry Hill Dist 4	Total	1447	255	17.62	101	103	103	100	135	137	135	138	
Cherry Hill Dist 5	Total	1316	303	23.02	148	151	146	147	126	117	123	125	1
Cherry Hill Dist 6	Total	1002	184	18.36	70	66	68	69	100	96	96	100	
Cherry Hill Dist 7	Total	1177	251	21.33	120	116	122	117	109	108	104	106	
Cherry Hill Dist 8	Total	1142	193	16.90	101	104	91	100	80	74	76	73	
Cherry Hill Dist 9	Total	2141	314	14.67	122	125	117	120	179	163	173	170	1
Cherry Hill Dist 10	Total	880	178	20.23	59	58	57	57	111	104	104	102	
Cherry Hill Dist 11	Total	1412	316	22.38	122	115	111	112	170	162	163	145	
Cherry Hill Dist 12	Total	1482	264	17.81	114	114	109	114	132	125	130	131	
Cherry Hill Dist 13	Total	1171	281	24.00	114	105	106	105	158	156	153	156	
Cherry Hill Dist 14	Total	970	233	24.02	91	95	92	89	128	116	122	120	
Cherry Hill Dist 15	Total	1361	216	15.87	95	90	93	92	106	107	102	104	
Cherry Hill Dist 16	Total	869	125	14.38	58	57	58	55	61	61	61	63	
Cherry Hill Dist 17	Total	1391	309	22.21	160	159	153	152	133	132	130	137	
Cherry Hill Dist 18	Total	1008	187	18.55	77	77	77	77	97	93	90	93	
Cherry Hill Dist 19	Total	1075	237	22.05	115	111	104	106	106	107	107	109	
Cherry Hill Dist 20	Total	2314	455	19.66	195	183	181	179	220	221	218	219	
Cherry Hill Dist 21	Total	1487	305	20.51	146	140	138	137	139	134	129	136	
Cherry Hill Dist 22	Total	1183	307	25.95	134	133	128	133	150	152	152	150	
Cherry Hill Dist 23	Total	1676	239	14.26	106	100	98	98	112	114	114	117	
Cherry Hill Dist 24	Total	1333	240	18.00	111	111	105	105	119	111	113	110	
Cherry Hill Dist 25	Total	1139	242	21.25	104	101	96	94	124	124	119	126	
Cherry Hill Dist 26	Total	1646	347	21.08	181	180	177	175	145	149	147	149	
Cherry Hill Dist 27	Total	1190	194	16.30	87	81	80	74	100	103	100	102	
Cherry Hill Dist 28	Total	1415	190	13.43	99	96	91	96	79	80	76	78	
Cherry Hill Dist 29	Total	1522	310	20.37	147	148	142	142	142	142	135	143	
Cherry Hill Dist 30	Total	779	109	13.99	70	64	63	68	42	41	39	38	
Cherry Hill Dist 31	Total	1709	266	15.56	134	132	127	130	102	95	99	94	1
Cherry Hill Dist 32	Total	727	101	13.89	59	61	58	57	31	31	30	30	
Cherry Hill Dist 33	Total	1423	300	21.08	147	139	140	139	137	138	134	137	
Cherry Hill Dist 34	Total	1322	201	15.20	94	86	87	88	93	95	95	100	
Cherry Hill Dist 35	Total	1290	294	22.79	126	121	116	121	149	151	151	153	
Cherry Hill Dist 36	Total	1397	171	12.24	82	79	76	71	78	78	82	82	
Cherry Hill Dist 37	Total	1118	201	17.98	91	82	85	86	92	95	93	93	
Cherry Hill Dist 38	Total	952	149	15.65	88	91	88	86	54	53	53	52	
Cherry Hill Dist 39	Total	1267	201	15.86	98	91	94	92	92	94	89	89	
Cherry Hill Dist 40	Total	897	132	14.72	63	61	60	60	62	57	55	61	
Cherry Hill Dist 41	Total	1065	150	14.08	65	64	64	60	67	63	64	68	
Cherry Hill Dist 42	Total	766	176	22.98	84	87	79	78	84	80	82	86	
Cherry Hill Dist 43	Total	989	174	17.59	80	77	74	73	82	84	82	80	
Cherry Hill Dist 44	Total	1541	189	12.26	105	97	96	96	77	77	77	80	
Cherry Hill Dist 45	Total	2111	299	14.16	132	118	125	121	153	158	158	160	
Cherry Hill Dist 46	Total	1225	183	14.94	73	66	63	63	91	91	92	94	
Cherry Hill Dist 47	Total	1380	199	14.42	106	100	104	98	83	82	82	87	
Cherry Hill Dist 48	Total	741	92	12.42	52	51	49	49	29	27	29	29	

Cherry Hill Council

		Registered	Ballots Cast	Turnout (%)	David FLEISHER	Carole ROSKOPH	Sangeeta DOSHI	William A. CARTER, III	Nicole NANCE	David LODGE	Rossana PARSONS	Diane C. CARR	Write-In
Cherry Hill Mail-In Ballot	Total	0	14327	0.00	10578	10399	10326	10270	3200	3159	3135	3232	16
Cherry Hill Provisional	Total	0	1198	0.00	726	698	711	692	401	393	393	400	1
Cherry Hill Emergency Ballots	Total	0	0	0.00									
Cherry Hill Early Voting	Total	0	443	0.00	228	229	222	221	193	184	185	184	4
Cherry Hill Twp	Total	61300	27010	44.06	16590	16246	16069	15978	9034	8890	8843	9010	24
Total - All Tally Types		61300	27010	44.06	16590	16246	16069	15978	9034	8890	8843	9010	24
Contest Total		61300	27010	44.06	16590	16246	16069	15978	9034	8890	8843	9010	24

Chesilhurst Council

		Registered	Ballots Cast	Turnout (%)	Peattie C. LEE	Cathleen JORDAN	Write-In							
Chesilhurst Dist 1	Total	1275	235	18.43	148	140	1							
Chesilhurst Mail-In Ballot	Total	0	186	0.00	136	134	3							
Chesilhurst Provisional	Total	0	16	0.00	9	9								
Chesilhurst Emergency Ballots	Total	0	0	0.00										
Chesilhurst Early Voting	Total	0	15	0.00	6	6	2							
Chesilhurst Borough	Total	1275	452	35.45	299	289	6							
Total - All Tally Types		1275	452	35.45	299	289	6							
Contest Total		1275	452	35.45	299	289	6							

Clementon Council

		Registered	Ballots Cast	Turnout (%)	Robert L. DORSEY	David CORNWELL	Lynn LOFLAND	William WEYLAND	Write-In				
Clementon Dist 1	Total	1232	198	16.07	88	85	104	93					
Clementon Dist 2	Total	1113	198	17.79	81	85	106	95					
Clementon Dist 3	Total	1446	242	16.74	113	117	113	111	2				
Clementon Mail-In Ballot	Total	0	535	0.00	374	377	141	120	3				
Clementon Provisional	Total	0	42	0.00	25	23	18	16					
Clementon Emergency Ballots	Total	0	0	0.00									
Clementon Early Voting	Total	0	22	0.00	9	10	12	11					
Clementon Borough	Total	3791	1237	32.63	690	697	494	446	5				
Total - All Tally Types		3791	1237	32.63	690	697	494	446	5				
Contest Total		3791	1237	32.63	690	697	494	446	5				

Gibbsboro Council

		Registered	Ballots Cast	Turnout (%)	Michael F. MAC FERREN	Glenn WERNER	Write-In							
Gibbsboro Dist 1	Total	1000	225	22.50	136	127	9							
Gibbsboro Dist 2	Total	899	205	22.80	117	115	4							
Gibbsboro Mail-In Ballot	Total	0	368	0.00	217	215	9							
Gibbsboro Provisional	Total	0	35	0.00	12	13	1							
Gibbsboro Emergency Ballots	Total	0	0	0.00										
Gibbsboro Early Voting	Total	0	12	0.00	8	8								
Gibbsboro Borough	Total	1899	845	44.50	490	478	23							
Total - All Tally Types		1899	845	44.50	490	478	23							
Contest Total		1899	845	44.50	490	478	23							

Gloucester City Mayor UNEX

		Registered	Ballots Cast	Turnout (%)	Day/ R: BAILE	Write-In							
Gloucester City W1 D1	Total	1052	113	10.74	65								
Gloucester City W1 D2	Total	817	199	24.36	134	3							
Gloucester City W1 D3	Total	721	181	25.10	105	3							
Gloucester City Ward 1 Mail-In Ballot	Total	0	303	0.00	242	2							
Gloucester City Ward 1 Provisional	Total	0	29	0.00	17								
Gloucester City W1 Emergency Ballots	Total	0	0	0.00									
Gloucester City W2 D1	Total	822	109	13.26	64	3							
Gloucester City W2 D2	Total	913	231	25.30	155	8							
Gloucester City W2 D3	Total	1033	255	24.69	156	5							
Gloucester City Ward 2 Mail-In Ballot	Total	0	412	0.00	328	7							
Gloucester City Ward 2 Provisional	Total	0	40	0.00	25								
Gloucester City W2 Emergency Ballots	Total	0	0	0.00									
Gloucester City W3 D1	Total	1240	188	15.16	111	1							
Gloucester City W3 D2	Total	1167	223	19.11	112	4							
Gloucester City Ward 3 Mail-In Ballot	Total	0	285	0.00	209	6							
Gloucester City Ward 3 Provisional	Total	0	16	0.00	12	1							
Gloucester City W3 Emergency Ballots	Total	0	0	0.00									
Gloucester City W1 Early Voting	Total	0	12	0.00	5								
Gloucester City W2 Early Voting	Total	0	8	0.00	6								
Gloucester City W3 Early Voting	Total	0	7	0.00	2	1							
Gloucester City	Total	7765	2611	33.63	1748	44							
Total - All Tally Types		7765	2611	33.63	1748	44							
Contest Total		7765	2611	33.63	1748	44							

Gloucester City Council-At-Large UNEX

		Registered	Ballots Cast	Turnout (%)	Robert J. PAGE	Jason FANNING	Sara OBRIEN	Write-In						
Gloucester City W1 D1	Total	1052	113	10.74	48	48	11							
Gloucester City W1 D2	Total	817	199	24.36	108	66	18							
Gloucester City W1 D3	Total	721	181	25.10	70	76	32							
Gloucester City Ward 1 Mail-In Ballot	Total	0	303	0.00	199	58	27							
Gloucester City Ward 1 Provisional	Total	0	29	0.00	16	10	3							
Gloucester City W1 Emergency Ballots	Total	0	0	0.00										
Gloucester City W2 D1	Total	822	109	13.26	43	46	14							
Gloucester City W2 D2	Total	913	231	25.30	110	81	30							
Gloucester City W2 D3	Total	1033	255	24.69	143	83	23							
Gloucester City Ward 2 Mail-In Ballot	Total	0	412	0.00	279	58	44							
Gloucester City Ward 2 Provisional	Total	0	40	0.00	19	13	5							
Gloucester City W2 Emergency Ballots	Total	0	0	0.00										
Gloucester City W3 D1	Total	1240	188	15.16	81	79	10							
Gloucester City W3 D2	Total	1167	223	19.11	99	99	18							
Gloucester City Ward 3 Mail-In Ballot	Total	0	285	0.00	157	77	34	2						
Gloucester City Ward 3 Provisional	Total	0	16	0.00	8	5	2							
Gloucester City W3 Emergency Ballots	Total	0	0	0.00										
Gloucester City W1 Early Voting	Total	0	12	0.00	4	7	1							
Gloucester City W2 Early Voting	Total	0	8	0.00	5	2	1							
Gloucester City W3 Early Voting	Total	0	7	0.00	3	1	3							
Gloucester City	Total	7765	2611	33.63	1392	809	276	2						
Total - All Tally Types		7765	2611	33.63	1392	809	276	2						
Contest Total		7765	2611	33.63	1392	809	276	2						

Gloucester City Council Ward 1

		Registered	Ballots Cast	Turnout (%)	George BERGLUND	Write-In							
Gloucester City W1 D1	Total	1052	113	10.74	69	1							
Gloucester City W1 D2	Total	817	199	24.36	141	3							
Gloucester City W1 D3	Total	721	181	25.10	109	7							
Gloucester City Ward 1 Mail-In Ballot	Total	0	303	0.00	234	2							
Gloucester City Ward 1 Provisional	Total	0	29	0.00	16								
Gloucester City W1 Emergency Ballots	Total	0	0	0.00									
Gloucester City W1 Early Voting	Total	0	12	0.00	6								
Gloucester City	Total	2590	837	32.32	575	13							
Total - All Tally Types		2590	837	32.32	575	13							
Contest Total		2590	837	32.32	575	13							

Gloucester City Council Ward 2

		Registered	Ballots Cast	Turnout (%)	James JOHNSON	Write-In								
Gloucester City W2 D1	Total	822	109	13.26	58	1								
Gloucester City W2 D2	Total	913	231	25.30	154	7								
Gloucester City W2 D3	Total	1033	255	24.69	167	2								
Gloucester City Ward 2 Mail-In Ballot	Total	0	412	0.00	324	10								
Gloucester City Ward 2 Provisional	Total	0	40	0.00	23	1								
Gloucester City W2 Emergency Ballots	Total	0	0	0.00										
Gloucester City W2 Early Voting	Total	0	8	0.00	3									
Gloucester City	Total	2768	1055	38.11	729	21								
Total - All Tally Types		2768	1055	38.11	729	21								
Contest Total		2768	1055	38.11	729	21								

Gloucester City Council Ward 3

		Registered	Ballots Cast	Turnout (%)	Nancy BAUS	Write-In								
Gloucester City W3 D1	Total	1240	188	15.16	113	1								
Gloucester City W3 D2	Total	1167	223	19.11	108	1								
Gloucester City Ward 3 Mail-In Ballot	Total	0	285	0.00	211	4								
Gloucester City Ward 3 Provisional	Total	0	16	0.00	12	1								
Gloucester City W3 Emergency Ballots	Total	0	0	0.00										
Gloucester City W3 Early Voting	Total	0	7	0.00	2	1								
Gloucester City	Total	2407	719	29.87	446	8								
Total - All Tally Types		2407	719	29.87	446	8								
Contest Total		2407	719	29.87	446	8								

Gloucester Twp Mayor

		Registered	Ballots Cast	Turnout (%)	David R. MAYER	Joseph F. DAMICO, III	Samuel E. SWEET	Write-In						
Gloucester Twp Dist 1	Total	798	216	27.07	66	120	23							
Gloucester Twp Dist 2	Total	865	216	24.97	55	118	31	1						
Gloucester Twp Dist 3	Total	862	180	20.88	47	108	19							
Gloucester Twp Dist 4	Total	1207	318	26.35	90	147	65							
Gloucester Twp Dist 5	Total	1492	287	19.24	97	129	44							
Gloucester Twp Dist 6	Total	1682	285	16.94	84	156	37							
Gloucester Twp Dist 7	Total	1246	343	27.53	92	164	73							
Gloucester Twp Dist 8	Total	1284	213	16.59	119	68	19							
Gloucester Twp Dist 9	Total	1442	329	22.82	80	181	51							
Gloucester Twp Dist 10	Total	1055	234	22.18	47	147	36							
Gloucester Twp Dist 11	Total	1126	295	26.20	81	152	50							
Gloucester Twp Dist 12	Total	1284	347	27.02	98	179	64							
Gloucester Twp Dist 13	Total	1831	257	14.04	84	123	39							
Gloucester Twp Dist 14	Total	1382	221	15.99	140	55	14							
Gloucester Twp Dist 15	Total	1495	376	25.15	109	178	80							
Gloucester Twp Dist 16	Total	1224	304	24.84	69	163	61							
Gloucester Twp Dist 17	Total	2462	280	11.37	132	97	36							
Gloucester Twp Dist 18	Total	1695	302	17.82	145	105	40							
Gloucester Twp Dist 19	Total	1571	313	19.92	103	126	73							
Gloucester Twp Dist 20	Total	1399	304	21.73	116	113	62							
Gloucester Twp Dist 21	Total	838	174	20.76	47	100	21	1						
Gloucester Twp Dist 22	Total	1011	186	18.40	49	104	26							
Gloucester Twp Dist 23	Total	1431	255	17.82	166	70	16							
Gloucester Twp Dist 24	Total	1341	299	22.30	83	160	43							
Gloucester Twp Dist 25	Total	1245	292	23.45	80	142	62							
Gloucester Twp Dist 26	Total	1015	272	26.80	63	135	60							
Gloucester Twp Dist 27	Total	1099	274	24.93	73	169	25							
Gloucester Twp Dist 28	Total	1341	196	14.62	102	74	15							
Gloucester Twp Dist 29	Total	1470	325	22.11	135	139	44							
Gloucester Twp Dist 30	Total	1601	332	20.74	98	137	84							
Gloucester Twp Dist 31	Total	1064	216	20.30	74	77	58							
Gloucester Twp Dist 32	Total	1366	296	21.67	104	132	50							
Gloucester Twp Dist 33	Total	1468	273	18.60	142	85	32							
Gloucester Twp Dist 34	Total	1034	189	18.28	78	77	20							
Gloucester Twp Dist 35	Total	1779	368	20.69	165	156	35							
Gloucester Twp Dist 36	Total	1007	256	25.42	95	98	58							
Gloucester Twp Dist 37	Total	657	66	10.05	49	13	2							
Gloucester Twp Dist 38	Total	792	139	17.55	65	54	14	2						
Gloucester Twp Dist 39	Total	686	130	18.95	45	53	26							
Gloucester Twp Dist 40	Total	1283	243	18.94	77	112	44							
Gloucester Twp Mail-In Ballot	Total	0	9035	0.00	5446	2322	965	6						
Gloucester Twp Provisional	Total	0	809	0.00	344	313	111	1						
Gloucester Twp Emergency Ballots	Total	0	0	0.00										
Gloucester Twp Early Voting	Total	0	478	0.00	207	198	64							
Gloucester Twp	Total	50930	20723	40.69	9641	7549	2792	11						

Gloucester Twp Mayor

		Registered	Ballots Cast	Turnout (%)	David R. MAYER	Joseph F. DAMICO, III	Samuel E. SWEET	Write-In						
Total - All Tally Types		50930	20723	40.69	9641	7549	2792	11						
Contest Total		50930	20723	40.69	9641	7549	2792	11						

Gloucester Twp Council

		Registered	Ballots Cast	Turnout (%)	Michelle L. WINTERS	Carolyn D. GRACE	Dan HUTCHISON	Natalie L. RIVERA	Raymond E. HENRY, JR.	Theodore M. LIDDELL	Joseph L. ALLEN, JR.	Shaylynn I. LATTIE	Dawn J. SABELLA	Write-In
Gloucester Twp Dist 1	Total	798	216	27.07	63	62	62	122	115	115	17	20	19	
Gloucester Twp Dist 2	Total	865	216	24.97	60	58	55	124	125	119	20	16	18	
Gloucester Twp Dist 3	Total	862	180	20.88	47	46	47	110	108	106	10	11	11	1
Gloucester Twp Dist 4	Total	1207	318	26.35	93	84	86	160	167	160	40	39	41	
Gloucester Twp Dist 5	Total	1492	287	19.24	104	102	96	129	134	132	31	29	30	
Gloucester Twp Dist 6	Total	1682	285	16.94	77	73	72	158	158	162	26	27	27	1
Gloucester Twp Dist 7	Total	1246	343	27.53	96	93	94	164	168	164	59	53	52	
Gloucester Twp Dist 8	Total	1284	213	16.59	112	108	105	72	72	72	15	12	10	
Gloucester Twp Dist 9	Total	1442	329	22.82	83	82	92	188	185	180	29	33	31	
Gloucester Twp Dist 10	Total	1055	234	22.18	49	48	42	136	143	134	31	28	28	
Gloucester Twp Dist 11	Total	1126	295	26.20	83	85	81	155	155	161	34	31	33	
Gloucester Twp Dist 12	Total	1284	347	27.02	97	96	93	187	187	184	45	43	44	
Gloucester Twp Dist 13	Total	1831	257	14.04	90	90	88	123	122	124	28	30	28	
Gloucester Twp Dist 14	Total	1382	221	15.99	138	138	137	63	58	54	8	6	7	
Gloucester Twp Dist 15	Total	1495	376	25.15	112	107	109	195	190	187	54	59	57	
Gloucester Twp Dist 16	Total	1224	304	24.84	68	69	69	175	176	167	45	44	46	
Gloucester Twp Dist 17	Total	2462	280	11.37	133	129	131	103	101	103	26	27	25	
Gloucester Twp Dist 18	Total	1695	302	17.82	144	141	137	112	111	109	29	30	30	
Gloucester Twp Dist 19	Total	1571	313	19.92	102	97	99	144	137	142	47	48	47	
Gloucester Twp Dist 20	Total	1399	304	21.73	116	115	107	133	128	126	36	36	36	
Gloucester Twp Dist 21	Total	838	174	20.76	43	42	47	99	98	94	18	17	17	
Gloucester Twp Dist 22	Total	1011	186	18.40	47	44	47	108	103	103	19	20	21	
Gloucester Twp Dist 23	Total	1431	255	17.82	162	158	153	68	64	66	10	13	13	
Gloucester Twp Dist 24	Total	1341	299	22.30	90	81	83	164	166	165	20	24	21	
Gloucester Twp Dist 25	Total	1245	292	23.45	72	70	73	166	161	161	40	37	38	
Gloucester Twp Dist 26	Total	1015	272	26.80	81	75	75	144	141	139	40	41	41	
Gloucester Twp Dist 27	Total	1099	274	24.93	66	63	68	175	171	170	24	24	25	
Gloucester Twp Dist 28	Total	1341	196	14.62	100	95	93	73	76	75	13	15	12	
Gloucester Twp Dist 29	Total	1470	325	22.11	136	135	132	147	139	141	33	32	31	1
Gloucester Twp Dist 30	Total	1601	332	20.74	105	102	102	148	142	142	61	60	62	
Gloucester Twp Dist 31	Total	1064	216	20.30	74	71	71	94	95	93	36	38	40	
Gloucester Twp Dist 32	Total	1366	296	21.67	95	96	96	139	142	138	42	37	37	
Gloucester Twp Dist 33	Total	1468	273	18.60	145	145	144	88	89	84	28	25	25	
Gloucester Twp Dist 34	Total	1034	189	18.28	82	79	79	85	72	76	15	14	15	
Gloucester Twp Dist 35	Total	1779	368	20.69	159	153	148	164	158	163	23	23	27	
Gloucester Twp Dist 36	Total	1007	256	25.42	91	89	89	107	102	105	49	45	46	
Gloucester Twp Dist 37	Total	657	66	10.05	50	41	43	11	12	10	2	2	2	
Gloucester Twp Dist 38	Total	792	139	17.55	63	63	67	58	58	52	11	9	10	3
Gloucester Twp Dist 39	Total	686	130	18.95	45	44	44	58	57	59	16	12	12	
Gloucester Twp Dist 40	Total	1283	243	18.94	78	75	80	119	120	122	28	28	28	
Gloucester Twp Mail-In Ballot	Total	0	9035	0.00	5440	5402	5398	2352	2316	2287	892	886	916	1
Gloucester Twp Provisional	Total	0	809	0.00	357	349	346	324	322	315	95	89	93	
Gloucester Twp Emergency Ballots	Total	0	0	0.00										
Gloucester Twp Early Voting	Total	0	478	0.00	192	199	187	206	203	201	56	53	55	1
Gloucester Twp	Total	50930	20723	40.69	9640	9494	9467	7850	7747	7662	2201	2166	2207	8

Gloucester Twp Council

					Michelle L. WINTERS	Carolyn D. GRACE	Dan HUTCHISON	Natalie L. RIVERA	Raymond E. HENRY, JR.	Theodore M. LIDDELL	Joseph L. ALLEN, JR.	Shaylynn I. LATTIE	Dawn J. SABELLA	Write-In
Total - All Tally Types	50930	20723	40.69	9640	9494	9467	7850	7747	7662	2201	2166	2207	8	
Contest Total	50930	20723	40.69	9640	9494	9467	7850	7747	7662	2201	2166	2207	8	

Haddon Heights Council

		Registered	Ballots Cast	Turnout (%)	Christopher MORGAN	Kathryn RUSSO	Kimberley STUART	Kevin EHRET	Write-In				
Haddon Heights Dist 1	Total	821	195	23.75	77	77	109	111					
Haddon Heights Dist 2	Total	734	160	21.80	81	80	71	65					
Haddon Heights Dist 3	Total	1129	293	25.95	136	129	154	143					
Haddon Heights Dist 4	Total	701	146	20.83	62	64	73	75					
Haddon Heights Dist 5	Total	1007	270	26.81	139	143	116	115					
Haddon Heights Dist 6	Total	1057	282	26.68	114	112	160	155	2				
Haddon Heights Dist 7	Total	1063	265	24.93	123	117	134	126					
Haddon Heights Mail-In Ballot	Total	0	1588	0.00	1151	1156	390	381					
Haddon Heights Provisional	Total	0	152	0.00	96	99	53	50					
Haddon Heights Emergency Ballots	Total	0	0	0.00									
Haddon Heights Early Voting	Total	0	71	0.00	35	34	35	35					
Haddon Heights Borough	Total	6512	3422	52.55	2014	2011	1295	1256	2				
Total - All Tally Types		6512	3422	52.55	2014	2011	1295	1256	2				
Contest Total		6512	3422	52.55	2014	2011	1295	1256	2				

Hi-Nella Council

		Registered	Ballots Cast	Turnout (%)	Write-In	Kris Muska	Glenn Martin	Kevin Byrne						
Hi-Nella Dist 1	Total	703	138	19.63	4	8	1	1						
Hi Nella Mail-In Ballot	Total	0	84	0.00	5									
Hi Nella Provisional	Total	0	7	0.00										
Hi Nella Emergency Ballots	Total	0	0	0.00										
Hi-Nella Early Voting	Total	0	1	0.00										
Hi-Nella Borough	Total	703	230	32.72	9	8	1	1						
Total - All Tally Types		703	230	32.72	9	8	1	1						
Contest Total		703	230	32.72	9	8	1	1						

Laurel Springs Council

		Registered	Ballots Cast	Turnout (%)	Susan M. DI GREGORIO	James W. REDSTREAKE	Write-In							
Laurel Springs Dist 1	Total	855	163	19.06	74	107	7							
Laurel Springs Dist 2	Total	774	233	30.10	100	167	9							
Laurel Springs Mail-In Ballot	Total	0	279	0.00	208	137	3							
Laurel Springs Provisional	Total	0	28	0.00	9	20	1							
Laurel Springs Emergency Ballots	Total	0	0	0.00										
Laurel Springs Early Voting	Total	0	6	0.00	3	3								
Laurel Springs Borough	Total	1629	709	43.52	394	434	20							
Total - All Tally Types		1629	709	43.52	394	434	20							
Contest Total		1629	709	43.52	394	434	20							

Lawnside Council

		Registered	Ballots Cast	Turnout (%)	Ronald DE ABREU	Dawn WRIGHT-MC LEOD	Write-In							
Lawnside Dist 1	Total	1261	255	20.22	208	223	1							
Lawnside Dist 2	Total	1297	267	20.59	222	235	2							
Lawnside Mail-In Ballot	Total	0	461	0.00	405	417	4							
Lawnside Provisional	Total	0	45	0.00	38	40	1							
Lawnside Emergency Ballots	Total	0	0	0.00										
Lawnside Early Voting	Total	0	17	0.00	17	17								
Lawnside Borough	Total	2558	1045	40.85	890	932	8							
Total - All Tally Types		2558	1045	40.85	890	932	8							
Contest Total		2558	1045	40.85	890	932	8							

Lindenwold Council UNEX

		Registered	Ballots Cast	Turnout (%)	Walter F. LENKOWSKI	Write-In								
Lindenwold Dist 1	Total	1428	217	15.20	119	4								
Lindenwold Dist 2	Total	1382	231	16.71	147									
Lindenwold Dist 3	Total	1037	230	22.18	147	4								
Lindenwold Dist 4	Total	1838	243	13.22	157	2								
Lindenwold Dist 5	Total	1251	83	6.63	67	1								
Lindenwold Dist 6	Total	1476	206	13.96	176									
Lindenwold Dist 7	Total	964	74	7.68	58									
Lindenwold Dist 8	Total	1602	196	12.23	137	1								
Lindenwold Dist 9	Total	892	135	15.13	78	2								
Lindenwold Mail-In Ballot	Total	0	1586	0.00	1308	6								
Lindenwold Provisional	Total	0	115	0.00	75									
Lindenwold Emergency Ballots	Total	0	0	0.00										
Lindenwold Early Voting	Total	0	60	0.00	38									
Lindenwold Borough	Total	11870	3376	28.44	2507	20								
Total - All Tally Types		11870	3376	28.44	2507	20								
Contest Total		11870	3376	28.44	2507	20								

Lindenwold Council

		Registered	Ballots Cast	Turnout (%)	Cheryle RANDOLPH-SHARPE	Odessa PATTON	Write-In							
Lindenwold Dist 1	Total	1428	217	15.20	121	115	7							
Lindenwold Dist 2	Total	1382	231	16.71	148	142	1							
Lindenwold Dist 3	Total	1037	230	22.18	154	141	7							
Lindenwold Dist 4	Total	1838	243	13.22	162	157	6							
Lindenwold Dist 5	Total	1251	83	6.63	71	65								
Lindenwold Dist 6	Total	1476	206	13.96	169	168								
Lindenwold Dist 7	Total	964	74	7.68	56	55	1							
Lindenwold Dist 8	Total	1602	196	12.23	134	128	2							
Lindenwold Dist 9	Total	892	135	15.13	85	82								
Lindenwold Mail-In Ballot	Total	0	1586	0.00	1305	1313	12							
Lindenwold Provisional	Total	0	115	0.00	73	72								
Lindenwold Emergency Ballots	Total	0	0	0.00										
Lindenwold Early Voting	Total	0	60	0.00	38	38								
Lindenwold Borough	Total	11870	3376	28.44	2516	2476	36							
Total - All Tally Types		11870	3376	28.44	2516	2476	36							
Contest Total		11870	3376	28.44	2516	2476	36							

Magnolia Council

		Registered	Ballots Cast	Turnout (%)	Richard V. KRAUSE, JR.	Shawn PARKER	Write-In							
Magnolia Dist 1	Total	945	193	20.42	139	143								
Magnolia Dist 2	Total	744	164	22.04	112	106	2							
Magnolia Dist 3	Total	864	182	21.06	110	106	2							
Magnolia Dist 4	Total	927	234	25.24	145	139	4							
Magnolia Mail-In Ballot	Total	0	492	0.00	388	384	7							
Magnolia Provisional	Total	0	50	0.00	38	38								
Magnolia Emergency Ballots	Total	0	0	0.00										
Magnolia Early Voting	Total	0	20	0.00	13	12								
Magnolia Borough	Total	3480	1335	38.36	945	928	15							
Total - All Tally Types		3480	1335	38.36	945	928	15							
Contest Total		3480	1335	38.36	945	928	15							

Merchantville Council

		Registered	Ballots Cast	Turnout (%)	Cindy MORALES-BUTTS	Daniel J. SPERRAZZA	Adam WALLACE	Write-In						
Merchantville Dist 1	Total	1295	255	19.69	123	128	86	4						
Merchantville Dist 2	Total	856	201	23.48	98	102	67	2						
Merchantville Dist 3	Total	897	141	15.72	79	79	28	3						
Merchantville Mail-In Ballot	Total	0	524	0.00	403	406	86	4						
Merchantville Provisional	Total	0	43	0.00	29	30	9	2						
Merchantville Emergency Ballots	Total	0	0	0.00										
Merchantville Early Voting	Total	0	70	0.00	48	46	19	3						
Merchantville Borough	Total	3048	1234	40.49	780	791	295	18						
Total - All Tally Types		3048	1234	40.49	780	791	295	18						
Contest Total		3048	1234	40.49	780	791	295	18						

Oaklyn Council

		Registered	Ballots Cast	Turnout (%)	Christopher WALTERS	Nancy MAC GREGOR	Dominic J. LONGO, III	Write-In						
Oaklyn Dist 1	Total	765	219	28.63	138	138	80	2						
Oaklyn Dist 2	Total	946	216	22.83	103	124	92	2						
Oaklyn Dist 3	Total	816	212	25.98	103	104	104	4						
Oaklyn Dist 4	Total	793	229	28.88	141	153	82	3						
Oaklyn Mail-In Ballot	Total	0	584	0.00	464	486	109	1						
Oaklyn Provisional	Total	0	62	0.00	38	40	25	1						
Oaklyn Emergency Ballots	Total	0	0	0.00										
Oaklyn Early Voting	Total	0	27	0.00	18	17	9							
Oaklyn Borough	Total	3320	1549	46.66	1005	1062	501	13						
Total - All Tally Types		3320	1549	46.66	1005	1062	501	13						
Contest Total		3320	1549	46.66	1005	1062	501	13						

Pennsauken Twp Committee UNEX 1YR

		Registered	Ballots Cast	Turnout (%)	Nicole ROBERTS	Write-In							
Pennsauken Dist 1	Total	1204	157	13.04	115	1							
Pennsauken Dist 2	Total	1614	233	14.44	189								
Pennsauken Dist 3	Total	1133	224	19.77	138	3							
Pennsauken Dist 4	Total	1584	199	12.56	145	1							
Pennsauken Dist 5	Total	827	190	22.97	116								
Pennsauken Dist 6	Total	1330	268	20.15	149	3							
Pennsauken Dist 7	Total	1505	193	12.82	124	1							
Pennsauken Dist 8	Total	1066	180	16.89	124	1							
Pennsauken Dist 9	Total	1047	144	13.75	86								
Pennsauken Dist 10	Total	976	202	20.70	128	6							
Pennsauken Dist 11	Total	1124	273	24.29	172	4							
Pennsauken Dist 12	Total	975	173	17.74	130								
Pennsauken Dist 13	Total	979	189	19.31	89	4							
Pennsauken Dist 14	Total	1183	246	20.79	198	2							
Pennsauken Dist 15	Total	1439	148	10.28	115								
Pennsauken Dist 16	Total	880	114	12.95	93								
Pennsauken Dist 17	Total	1566	241	15.39	159	3							
Pennsauken Dist 18	Total	1466	270	18.42	165	3							
Pennsauken Dist 19	Total	805	120	14.91	85								
Pennsauken Dist 20	Total	827	132	15.96	112								
Pennsauken Dist 21	Total	895	148	16.54	100	1							
Pennsauken Dist 22	Total	951	220	23.13	159								
Pennsauken Dist 23	Total	876	171	19.52	112								
Pennsauken Dist 24	Total	728	50	6.87	40								
Pennsauken Mail-In Ballot	Total	0	3636	0.00	2954	17							
Pennsauken Provisional	Total	0	336	0.00	234	3							
Pennsauken Emergency Ballots	Total	0	0	0.00									
Pennsauken Early Voting	Total	0	193	0.00	121	6							
Pennsauken Twp	Total	26980	8650	32.06	6352	59							
Total - All Tally Types		26980	8650	32.06	6352	59							
Contest Total		26980	8650	32.06	6352	59							

Pennsauken Twp Committee UNEX 2YR

		Registered	Ballots Cast	Turnout (%)	Patrick OLIVO	Write-In							
Pennsauken Dist 1	Total	1204	157	13.04	115	1							
Pennsauken Dist 2	Total	1614	233	14.44	198								
Pennsauken Dist 3	Total	1133	224	19.77	137	1							
Pennsauken Dist 4	Total	1584	199	12.56	149	1							
Pennsauken Dist 5	Total	827	190	22.97	119								
Pennsauken Dist 6	Total	1330	268	20.15	158	2							
Pennsauken Dist 7	Total	1505	193	12.82	134								
Pennsauken Dist 8	Total	1066	180	16.89	129								
Pennsauken Dist 9	Total	1047	144	13.75	89								
Pennsauken Dist 10	Total	976	202	20.70	125	5							
Pennsauken Dist 11	Total	1124	273	24.29	174	2							
Pennsauken Dist 12	Total	975	173	17.74	130	1							
Pennsauken Dist 13	Total	979	189	19.31	93	3							
Pennsauken Dist 14	Total	1183	246	20.79	194	3							
Pennsauken Dist 15	Total	1439	148	10.28	115								
Pennsauken Dist 16	Total	880	114	12.95	93								
Pennsauken Dist 17	Total	1566	241	15.39	160	2							
Pennsauken Dist 18	Total	1466	270	18.42	169	4							
Pennsauken Dist 19	Total	805	120	14.91	85								
Pennsauken Dist 20	Total	827	132	15.96	112								
Pennsauken Dist 21	Total	895	148	16.54	98	1							
Pennsauken Dist 22	Total	951	220	23.13	156								
Pennsauken Dist 23	Total	876	171	19.52	113	1							
Pennsauken Dist 24	Total	728	50	6.87	40								
Pennsauken Mail-In Ballot	Total	0	3636	0.00	2965	15							
Pennsauken Provisional	Total	0	336	0.00	239	1							
Pennsauken Emergency Ballots	Total	0	0	0.00									
Pennsauken Early Voting	Total	0	193	0.00	124	4							
Pennsauken Twp	Total	26980	8650	32.06	6413	47							
Total - All Tally Types		26980	8650	32.06	6413	47							
Contest Total		26980	8650	32.06	6413	47							

Pennsauken Twp. Committee

		Registered	Ballots Cast	Turnout (%)	Jessica RAFEH	Marco DI BATTISTA	Write-In						
Pennsauken Dist 1	Total	1204	157	13.04	113	107	2						
Pennsauken Dist 2	Total	1614	233	14.44	193	182							
Pennsauken Dist 3	Total	1133	224	19.77	138	130	3						
Pennsauken Dist 4	Total	1584	199	12.56	149	139	2						
Pennsauken Dist 5	Total	827	190	22.97	117	117							
Pennsauken Dist 6	Total	1330	268	20.15	157	150	2						
Pennsauken Dist 7	Total	1505	193	12.82	118	118							
Pennsauken Dist 8	Total	1066	180	16.89	125	122							
Pennsauken Dist 9	Total	1047	144	13.75	85	84							
Pennsauken Dist 10	Total	976	202	20.70	120	122	9						
Pennsauken Dist 11	Total	1124	273	24.29	168	162	2						
Pennsauken Dist 12	Total	975	173	17.74	126	122							
Pennsauken Dist 13	Total	979	189	19.31	90	85	2						
Pennsauken Dist 14	Total	1183	246	20.79	189	184	5						
Pennsauken Dist 15	Total	1439	148	10.28	111	105							
Pennsauken Dist 16	Total	880	114	12.95	92	90							
Pennsauken Dist 17	Total	1566	241	15.39	159	157	1						
Pennsauken Dist 18	Total	1466	270	18.42	165	162	7						
Pennsauken Dist 19	Total	805	120	14.91	87	84							
Pennsauken Dist 20	Total	827	132	15.96	112	103							
Pennsauken Dist 21	Total	895	148	16.54	100	96	1						
Pennsauken Dist 22	Total	951	220	23.13	153	147							
Pennsauken Dist 23	Total	876	171	19.52	113	110	2						
Pennsauken Dist 24	Total	728	50	6.87	40	34							
Pennsauken Mail-In Ballot	Total	0	3636	0.00	2958	2936	26						
Pennsauken Provisional	Total	0	336	0.00	239	237	2						
Pennsauken Emergency Ballots	Total	0	0	0.00									
Pennsauken Early Voting	Total	0	193	0.00	122	122	6						
Pennsauken Twp	Total	26980	8650	32.06	6339	6207	72						
Total - All Tally Types		26980	8650	32.06	6339	6207	72						
Contest Total		26980	8650	32.06	6339	6207	72						

Pine Hill Council

		Registered	Ballots Cast	Turnout (%)	John ROBB	Thomas KNOTT, JR.	Write-In							
Pine Hill Dist 1	Total	1226	209	17.05	138	145	4							
Pine Hill Dist 2	Total	1336	260	19.46	152	155	3							
Pine Hill Dist 3	Total	1411	312	22.11	167	162	5							
Pine Hill Dist 4	Total	1445	159	11.00	119	117								
Pine Hill Dist 5	Total	1420	303	21.34	158	160	11							
Pine Hill Dist 6	Total	992	94	9.48	63	62								
Pine Hill Mail-In Ballot	Total	0	1096	0.00	885	879	6							
Pine Hill Provisional	Total	0	101	0.00	72	71								
Pine Hill Emergency Ballots	Total	0	0	0.00										
Pine Hill Early Voting	Total	0	55	0.00	39	40								
Pine Hill Borough	Total	7830	2589	33.07	1793	1791	29							
Total - All Tally Types		7830	2589	33.07	1793	1791	29							
Contest Total		7830	2589	33.07	1793	1791	29							

Runnemedede Council

		Registered	Ballots Cast	Turnout (%)	Eleanor KELLY	Craig LAUBENSTEIN	Write-In							
Runnemedede Dist 1	Total	836	165	19.74	84	83	8							
Runnemedede Dist 2	Total	1157	211	18.24	123	116	3							
Runnemedede Dist 3	Total	818	164	20.05	89	86								
Runnemedede Dist 4	Total	962	209	21.73	102	92	12							
Runnemedede Dist 5	Total	1484	259	17.45	134	132	9							
Runnemedede Dist 6	Total	1165	260	22.32	135	125	14							
Runnemedede Mail-In Ballot	Total	0	1099	0.00	822	817	34							
Runnemedede Provisional	Total	0	72	0.00	42	42	2							
Runnemedede Emergency Ballots	Total	0	0	0.00										
Runnemedede Early Voting	Total	0	123	0.00	63	57	3							
Runnemedede Borough	Total	6422	2562	39.89	1594	1550	85							
Total - All Tally Types		6422	2562	39.89	1594	1550	85							
Contest Total		6422	2562	39.89	1594	1550	85							

Somerdale Council

		Registered	Ballots Cast	Turnout (%)	George C. EHRMANN	George W. BADEY, JR.	Write-In						
Somerdale Dist 1	Total	1615	351	21.73	223	231	1						
Somerdale Dist 2	Total	907	201	22.16	121	129	6						
Somerdale Dist 3	Total	873	178	20.39	120	121	1						
Somerdale Dist 4	Total	909	210	23.10	132	137	4						
Somerdale Mail-In Ballot	Total	0	660	0.00	543	551	5						
Somerdale Provisional	Total	0	44	0.00	30	31							
Somerdale Emergency Ballots	Total	0	0	0.00									
Somerdale Early Voting	Total	0	21	0.00	19	19							
Somerdale Borough	Total	4304	1665	38.68	1188	1219	17						
Total - All Tally Types		4304	1665	38.68	1188	1219	17						
Contest Total		4304	1665	38.68	1188	1219	17						

Stratford Council

		Registered	Ballots Cast	Turnout (%)	Stephen GANDY	James KELLY	Stephen GAGLIARDI	Leonard NESTER	Write-In					
Stratford Dist 1	Total	663	183	27.60	70	71	107	105						
Stratford Dist 2	Total	949	215	22.66	76	85	127	115	2					
Stratford Dist 3	Total	973	233	23.95	92	101	132	117						
Stratford Dist 4	Total	1107	241	21.77	90	96	143	141	1					
Stratford Dist 5	Total	804	115	14.30	50	54	54	51						
Stratford Dist 6	Total	940	257	27.34	117	122	127	121	2					
Stratford Mail-In Ballot	Total	0	1023	0.00	679	691	322	288	3					
Stratford Provisional	Total	0	79	0.00	34	35	41	41						
Stratford Emergency Ballots	Total	0	0	0.00										
Stratford Early Voting	Total	0	45	0.00	24	27	21	18						
Stratford Borough	Total	5436	2391	43.98	1232	1282	1074	997	8					
Total - All Tally Types		5436	2391	43.98	1232	1282	1074	997	8					
Contest Total		5436	2391	43.98	1232	1282	1074	997	8					

Tavistock Commissioners

		Registered	Ballots Cast	Turnout (%)	Joseph DEL DUCA	Colin MACK-ALLEN	Mindy DEL DUCA	Write-In					
Tavistock Dist 1	Total	9	0	0.00									
Tavistock Mail-In Ballot	Total	0	5	0.00	5	5	5						
Tavistock Provisional	Total	0	0	0.00									
Tavistock Emergency Ballots	Total	0	0	0.00									
Tavistock Early Voting	Total	0	0	0.00									
Tavistock Borough	Total	9	5	55.56	5	5	5						
Total - All Tally Types		9	5	55.56	5	5	5						
Contest Total		9	5	55.56	5	5	5						

Voorhees Twp. Committee

		Registered	Ballots Cast	Turnout (%)	Michelle NOCITO	Jason RAVITZ	Write-In							
Voorhees Dist 1	Total	1635	351	21.47	233	216	9							
Voorhees Dist 2	Total	1509	317	21.01	173	172	13							
Voorhees Dist 3	Total	1379	197	14.29	112	113	5							
Voorhees Dist 4	Total	1554	172	11.07	120	116								
Voorhees Dist 5	Total	1535	215	14.01	162	160	3							
Voorhees Dist 6	Total	1403	245	17.46	118	115	6							
Voorhees Dist 7	Total	814	140	17.20	88	88	3							
Voorhees Dist 8	Total	1846	246	13.33	148	138	4							
Voorhees Dist 9	Total	1479	275	18.59	151	141	6							
Voorhees Dist 10	Total	1114	192	17.24	114	111	2							
Voorhees Dist 11	Total	1110	219	19.73	121	115	17							
Voorhees Dist 12	Total	1108	197	17.78	103	100	3							
Voorhees Dist 13	Total	1474	214	14.52	128	126	2							
Voorhees Dist 14	Total	1006	185	18.39	102	102	3							
Voorhees Dist 15	Total	1310	199	15.19	134	136	5							
Voorhees Dist 16	Total	939	181	19.28	100	97	4							
Voorhees Dist 17	Total	735	94	12.79	44	46	3							
Voorhees Dist 18	Total	1259	143	11.36	99	100	1							
Voorhees Dist 19	Total	1080	123	11.39	56	56	2							
Voorhees Mail-In Ballot	Total	0	5247	0.00	4035	3938	91							
Voorhees Provisional	Total	0	423	0.00	299	285	10							
Voorhees Emergency Ballots	Total	0	0	0.00										
Voorhees Early Voting	Total	0	383	0.00	212	207	3							
Voorhees Twp	Total	24289	9958	41.00	6852	6678	195							
Total - All Tally Types		24289	9958	41.00	6852	6678	195							
Contest Total		24289	9958	41.00	6852	6678	195							

Waterford Twp. Committee

		Registered	Ballots Cast	Turnout (%)	Joel S. THOMPSON	Andrew L. WADE	Write-In						
Waterford Dist 1	Total	1322	340	25.72	166	146							
Waterford Dist 2	Total	1395	319	22.87	156	128							
Waterford Dist 3	Total	1058	236	22.31	109	111							
Waterford Dist 4	Total	1003	313	31.21	137	149							
Waterford Dist 5	Total	1176	251	21.34	110	108	1						
Waterford Dist 6	Total	724	197	27.21	108	66	1						
Waterford Dist 7	Total	1231	368	29.89	185	160							
Waterford Dist 8	Total	747	243	32.53	108	125	2						
Waterford Mail-In Ballot	Total	0	1457	0.00	436	723	4						
Waterford Provisional	Total	0	141	0.00	56	59							
Waterford Emergency Ballots	Total	0	0	0.00									
Waterford Early Voting	Total	0	115	0.00	42	60							
Waterford Twp	Total	8656	3980	45.98	1613	1835	8						
Total - All Tally Types		8656	3980	45.98	1613	1835	8						
Contest Total		8656	3980	45.98	1613	1835	8						

Winslow Twp. Committee Ward 1

		Registered	Ballots Cast	Turnout (%)	Robert STIMELSKI	Brandon GLIKAS	Write-In							
Winslow W1 D1	Total	1209	353	29.20	85	240								
Winslow W1 D2	Total	1445	324	22.42	67	241								
Winslow W1 D3	Total	900	228	25.33	70	142								
Winslow W1 D4	Total	1549	340	21.95	123	199	1							
Winslow W1 D5	Total	1403	353	25.16	126	212	1							
Winslow W1 D6	Total	822	162	19.71	77	74								
Winslow Ward 1 Mail-In Ballot	Total	0	1400	0.00	863	488	1							
Winslow Ward 1 Provisional	Total	0	140	0.00	54	79								
Winslow W1 Emergency Ballots	Total	0	0	0.00										
Winslow W1 Early Voting	Total	0	95	0.00	35	56								
Winslow Twp	Total	7328	3395	46.33	1500	1731	3							
Total - All Tally Types		7328	3395	46.33	1500	1731	3							
Contest Total		7328	3395	46.33	1500	1731	3							

Winslow Twp. Committee Ward 2

		Registered	Ballots Cast	Turnout (%)	Carlos A. VASCOS	Write-In								
Winslow W2 D1	Total	1835	278	15.15	201	5								
Winslow W2 D2	Total	1076	249	23.14	129	2								
Winslow W2 D3	Total	1896	345	18.20	155	10								
Winslow W2 D4	Total	1288	339	26.32	211	3								
Winslow W2 D5	Total	1033	281	27.20	111	10								
Winslow W2 D6	Total	1217	181	14.87	143									
Winslow Ward 2 Mail-In Ballot	Total	0	1413	0.00	1067	7								
Winslow Ward 2 Provisional	Total	0	118	0.00	65									
Winslow W2 Emergency Ballots	Total	0	0	0.00										
Winslow W2 Early Voting	Total	0	172	0.00	115	1								
Winslow Twp	Total	8345	3376	40.46	2197	38								
Total - All Tally Types		8345	3376	40.46	2197	38								
Contest Total		8345	3376	40.46	2197	38								

Winslow Twp. Committee Ward 3

		Registered	Ballots Cast	Turnout (%)	Raymond WATKINS, JR.	Antor MIHA	Write-In						
Winslow W3 D1	Total	1614	264	16.36	206	41							
Winslow W3 D2	Total	1600	184	11.50	157	14							
Winslow W3 D3	Total	1447	169	11.68	136	25							
Winslow W3 D4	Total	1388	239	17.22	171	56							
Winslow W3 D5	Total	1522	256	16.82	211	38							
Winslow Ward 3 Mail-In Ballot	Total	0	1061	0.00	955	79	1						
Winslow Ward 3 Provisional	Total	0	94	0.00	81	9							
Winslow W3 Emergency Ballots	Total	0	0	0.00									
Winslow W3 Early Voting	Total	0	66	0.00	50	10							
Winslow Twp	Total	7571	2333	30.81	1967	272	1						
Total - All Tally Types		7571	2333	30.81	1967	272	1						
Contest Total		7571	2333	30.81	1967	272	1						

Winslow Twp. Committee Ward 4

		Registered	Ballots Cast	Turnout (%)	John WILSON	Write-In							
Winslow W4 D1	Total	898	217	24.16	98	2							
Winslow W4 D2	Total	1960	294	15.00	218								
Winslow W4 D3	Total	2106	364	17.28	267	3							
Winslow W4 D4	Total	1450	320	22.07	212	3							
Winslow W4 D5	Total	1737	326	18.77	234	1							
Winslow Ward 4 Mail-In Ballot	Total	0	1422	0.00	1160	10							
Winslow Ward 4 Provisional	Total	0	145	0.00	102								
Winslow W4 Emergency Ballots	Total	0	0	0.00									
Winslow W4 Early Voting	Total	0	103	0.00	68	2							
Winslow Twp	Total	8151	3191	39.15	2359	21							
Total - All Tally Types		8151	3191	39.15	2359	21							
Contest Total		8151	3191	39.15	2359	21							

Woodlynne Council

		Registered	Ballots Cast	Turnout (%)	Sharon EARLEY	Wilfredo RODRIGUEZ	Write-In							
Woodlynne Dist 1	Total	1013	120	11.85	88	84	6							
Woodlynne Dist 2	Total	830	97	11.69	73	72	2							
Woodlynne Mail-In Ballot	Total	0	127	0.00	97	97	6							
Woodlynne Provisional	Total	0	11	0.00	8	7								
Woodlynne Emergency Ballots	Total	0	0	0.00										
Woodlynne Early Voting	Total	0	7	0.00	4	4								
Woodlynne Borough	Total	1843	362	19.64	270	264	14							
Total - All Tally Types		1843	362	19.64	270	264	14							
Contest Total		1843	362	19.64	270	264	14							

Black Horse Pike Regional Member BOE Glouc Twp

		Registered	Ballots Cast	Turnout (%)	Shana V. MOSLEY	Jennifer J. STORER	Jerry Jay MC MULLIN	Matthew JEFFERSON	Linda K. GILCH	Write-In				
Gloucester Twp Dist 1	Total	798	216	27.07	75	79	83	57	96	3				
Gloucester Twp Dist 2	Total	865	216	24.97	63	62	64	50	92					
Gloucester Twp Dist 3	Total	862	180	20.88	56	65	57	47	69					
Gloucester Twp Dist 4	Total	1207	318	26.35	102	94	94	70	125	5				
Gloucester Twp Dist 5	Total	1492	287	19.24	117	107	107	81	116	2				
Gloucester Twp Dist 6	Total	1682	285	16.94	115	100	93	70	101	8				
Gloucester Twp Dist 7	Total	1246	343	27.53	139	134	122	82	145	1				
Gloucester Twp Dist 8	Total	1284	213	16.59	81	96	86	63	46	3				
Gloucester Twp Dist 9	Total	1442	329	22.82	130	138	115	92	141	3				
Gloucester Twp Dist 10	Total	1055	234	22.18	80	81	60	56	73	4				
Gloucester Twp Dist 11	Total	1126	295	26.20	117	105	108	61	133					
Gloucester Twp Dist 12	Total	1284	347	27.02	130	119	129	98	139	5				
Gloucester Twp Dist 13	Total	1831	257	14.04	97	96	99	75	89	3				
Gloucester Twp Dist 14	Total	1382	221	15.99	72	111	112	84	53					
Gloucester Twp Dist 15	Total	1495	376	25.15	149	153	129	88	149	2				
Gloucester Twp Dist 16	Total	1224	304	24.84	126	103	99	76	132	2				
Gloucester Twp Dist 17	Total	2462	280	11.37	101	135	134	120	78					
Gloucester Twp Dist 18	Total	1695	302	17.82	121	129	115	76	86	2				
Gloucester Twp Dist 19	Total	1571	313	19.92	111	122	124	102	96	3				
Gloucester Twp Dist 20	Total	1399	304	21.73	123	115	119	79	104	5				
Gloucester Twp Dist 21	Total	838	174	20.76	62	65	57	40	70	2				
Gloucester Twp Dist 22	Total	1011	186	18.40	75	52	55	34	84					
Gloucester Twp Dist 23	Total	1431	255	17.82	100	112	101	59	79					
Gloucester Twp Dist 24	Total	1341	299	22.30	109	97	98	78	121					
Gloucester Twp Dist 25	Total	1245	292	23.45	106	107	92	75	124	6				
Gloucester Twp Dist 26	Total	1015	272	26.80	113	99	96	71	114	2				
Gloucester Twp Dist 27	Total	1099	274	24.93	96	106	109	88	101	1				
Gloucester Twp Dist 28	Total	1341	196	14.62	67	92	80	57	55					
Gloucester Twp Dist 29	Total	1470	325	22.11	115	134	137	100	112	3				
Gloucester Twp Dist 30	Total	1601	332	20.74	121	127	124	89	118	2				
Gloucester Twp Dist 31	Total	1064	216	20.30	88	92	82	61	73	3				
Gloucester Twp Dist 32	Total	1366	296	21.67	101	132	116	95	91	1				
Gloucester Twp Dist 33	Total	1468	273	18.60	130	109	99	64	79	2				
Gloucester Twp Dist 34	Total	1034	189	18.28	63	71	57	48	57	1				
Gloucester Twp Dist 35	Total	1779	368	20.69	147	150	146	121	100	1				
Gloucester Twp Dist 36	Total	1007	256	25.42	100	108	95	80	85	3				
Gloucester Twp Dist 37	Total	657	66	10.05	26	29	20	15	19					
Gloucester Twp Dist 38	Total	792	139	17.55	55	64	58	59	43					
Gloucester Twp Dist 39	Total	686	130	18.95	47	57	48	47	50					
Gloucester Twp Dist 40	Total	1283	243	18.94	99	95	93	62	94	2				
Gloucester Twp Mail-In Ballot	Total	0	9035	0.00	3568	4419	3740	3058	3420	87				
Gloucester Twp Provisional	Total	0	809	0.00	292	334	290	236	283	3				
Gloucester Twp Emergency Ballots	Total	0	0	0.00										
Gloucester Twp Early Voting	Total	0	478	0.00	200	181	173	123	168	5				
Gloucester Twp	Total	50930	20723	40.69	7985	8976	8015	6287	7603	175				

Black Horse Pike Regional Member BOE Glouc Twp

		Registered	Ballots Cast	Turnout (%)	Shana V. MOSLEY	Jennifer J. STORER	Jerry 'Jay' MC MULLIN	Matthew JEFFERSON	Linda K. GILCH	Write-In				
Total - All Tally Types		50930	20723	40.69	7985	8976	8015	6287	7603	175				
Contest Total		50930	20723	40.69	7985	8976	8015	6287	7603	175				

Eastern Cam Co Regional Member BOE Voorhees

		Registered	Ballots Cast	Turnout (%)	Robert L. CAMPBELL	Veronica PARKER	Write-In							
Voorhees Dist 1	Total	1635	351	21.47	199	204	3							
Voorhees Dist 2	Total	1509	317	21.01	169	171	5							
Voorhees Dist 3	Total	1379	197	14.29	112	109	3							
Voorhees Dist 4	Total	1554	172	11.07	89	91								
Voorhees Dist 5	Total	1535	215	14.01	132	133								
Voorhees Dist 6	Total	1403	245	17.46	139	145	2							
Voorhees Dist 7	Total	814	140	17.20	81	82	2							
Voorhees Dist 8	Total	1846	246	13.33	120	127	5							
Voorhees Dist 9	Total	1479	275	18.59	143	141	7							
Voorhees Dist 10	Total	1114	192	17.24	111	106	2							
Voorhees Dist 11	Total	1110	219	19.73	123	124	4							
Voorhees Dist 12	Total	1108	197	17.78	106	104								
Voorhees Dist 13	Total	1474	214	14.52	112	115	2							
Voorhees Dist 14	Total	1006	185	18.39	102	90	2							
Voorhees Dist 15	Total	1310	199	15.19	119	120	2							
Voorhees Dist 16	Total	939	181	19.28	111	110	1							
Voorhees Dist 17	Total	735	94	12.79	40	37								
Voorhees Dist 18	Total	1259	143	11.36	82	80	1							
Voorhees Dist 19	Total	1080	123	11.39	61	60	3							
Voorhees Mail-In Ballot	Total	0	5247	0.00	3333	3290	59							
Voorhees Provisional	Total	0	423	0.00	227	225	9							
Voorhees Emergency Ballots	Total	0	0	0.00										
Voorhees Early Voting	Total	0	383	0.00	204	189	1							
Voorhees Twp	Total	24289	9958	41.00	5915	5853	113							
Total - All Tally Types		24289	9958	41.00	5915	5853	113							
Contest Total		24289	9958	41.00	5915	5853	113							

Sterling Regional BOE-Magnolia Boro

		Registered	Ballots Cast	Turnout (%)	Daniel RADCLIFF	Write-In							
Magnolia Dist 1	Total	945	193	20.42	120	1							
Magnolia Dist 2	Total	744	164	22.04	102	2							
Magnolia Dist 3	Total	864	182	21.06	100	1							
Magnolia Dist 4	Total	927	234	25.24	132								
Magnolia Mail-In Ballot	Total	0	492	0.00	339	2							
Magnolia Provisional	Total	0	50	0.00	33								
Magnolia Emergency Ballots	Total	0	0	0.00									
Magnolia Early Voting	Total	0	20	0.00	13								
Magnolia Borough	Total	3480	1335	38.36	839	6							
Total - All Tally Types		3480	1335	38.36	839	6							
Contest Total		3480	1335	38.36	839	6							

Sterling Regional Member BOE Somerdale

		Registered	Ballots Cast	Turnout (%)	Write-In	Emily Reich	Lizmary Perez	Monique Howard						
Somerdale Dist 1	Total	1615	351	21.73	9	2								
Somerdale Dist 2	Total	907	201	22.16	5	1								
Somerdale Dist 3	Total	873	178	20.39	4	6		2						
Somerdale Dist 4	Total	909	210	23.10	2	3	2							
Somerdale Mail-In Ballot	Total	0	660	0.00	13									
Somerdale Provisional	Total	0	44	0.00	1									
Somerdale Emergency Ballots	Total	0	0	0.00										
Somerdale Early Voting	Total	0	21	0.00										
Somerdale Borough	Total	4304	1665	38.68	34	12	2	2						
Total - All Tally Types		4304	1665	38.68	34	12	2	2						
Contest Total		4304	1665	38.68	34	12	2	2						

Sterling Regional Member BOE Stratford

		Registered	Ballots Cast	Turnout (%)	Brian HEALEY	Write-In							
Stratford Dist 1	Total	663	183	27.60	92	7							
Stratford Dist 2	Total	949	215	22.66	101	10							
Stratford Dist 3	Total	973	233	23.95	112	4							
Stratford Dist 4	Total	1107	241	21.77	136	16							
Stratford Dist 5	Total	804	115	14.30	66	3							
Stratford Dist 6	Total	940	257	27.34	143	13							
Stratford Mail-In Ballot	Total	0	1023	0.00	681	13							
Stratford Provisional	Total	0	79	0.00	44	6							
Stratford Emergency Ballots	Total	0	0	0.00									
Stratford Early Voting	Total	0	45	0.00	29	2							
Stratford Borough	Total	5436	2391	43.98	1404	74							
Total - All Tally Types		5436	2391	43.98	1404	74							
Contest Total		5436	2391	43.98	1404	74							

Local BOE-Audubon Boro/Park

		Registered	Ballots Cast	Turnout (%)	James BLUMENSTEIN	Allison COX	Write-In	Andrea Robinson	Kelly Tomco	Vanessa Whalen				
Audubon Boro Dist 1	Total	923	240	26.00	110	114	58	13	12	9				
Audubon Boro Dist 2	Total	688	202	29.36	88	93	41	10	14	8				
Audubon Boro Dist 3	Total	1076	241	22.40	122	124	40	11	5	5				
Audubon Boro Dist 4	Total	700	200	28.57	82	90	128							
Audubon Boro Dist 5	Total	1054	235	22.30	120	112	46	10	13	11				
Audubon Boro Dist 6	Total	1179	313	26.55	133	153	62	15	19	18				
Audubon Boro Dist 7	Total	720	209	29.03	91	88	56							
Audubon Boro Dist 8	Total	948	256	27.00	119	130	96							
Audubon Boro Mail-In Ballot	Total	0	1418	0.00	932	946	117							
Audubon Boro Provisional	Total	0	155	0.00	80	82	41							
Audubon Boro Emergency Ballots	Total	0	0	0.00										
Audubon Boro Early Voting	Total	0	43	0.00	24	22	8							
Audubon Borough	Total	7288	3512	48.19	1901	1954	693	59	63	51				
Audubon Park Dist 1	Total	843	234	27.76	93	98	9	3	4	5				
Audubon Park Mail-In Ballot	Total	0	138	0.00	80	80	12							
Audubon Park Provisional	Total	0	18	0.00	6	8	1							
Audubon Park Emergency Ballots	Total	0	0	0.00										
Audubon Park Early Voting	Total	0	2	0.00										
Audubon Park Borough	Total	843	392	46.50	179	186	22	3	4	5				
Total - All Tally Types		8131	3904	48.01	2080	2140	715	62	67	56				
Contest Total		8131	3904	48.01	2080	2140	715	62	67	56				

Local BOE-Barrington Boro UNEX

		Registered	Ballots Cast	Turnout (%)	Write-In	Adam Elgart	Sherry Chin-Glasser	Jennifer Sands	Kristin Lampe	David Moore				
Barrington Dist 1	Total	1256	361	28.74	10				3	1				
Barrington Dist 2	Total	1002	239	23.85	2					1				
Barrington Dist 3	Total	1172	251	21.42	7		2	4		1				
Barrington Dist 4	Total	1515	290	19.14	5	1			1					
Barrington Dist 5	Total	545	142	26.06	5	1								
Barrington Mail-In Ballot	Total	0	1072	0.00	30									
Barrington Provisional	Total	0	80	0.00										
Barrington Emergency Ballots	Total	0	0	0.00										
Barrington Early Voting	Total	0	43	0.00	3									
Barrington Borough	Total	5490	2478	45.14	62	2	2	4	4	3				
Total - All Tally Types		5490	2478	45.14	62	2	2	4	4	3				
Contest Total		5490	2478	45.14	62	2	2	4	4	3				

Local BOE- Barrington Boro

		Registered	Ballots Cast	Turnout (%)	Mark CORREA	Matthew EDWARDS	Write-In	David Moore	Jennifer Sands	Kristin Lampe	Adam Elgart			
Barrington Dist 1	Total	1256	361	28.74	165	162	9	1						
Barrington Dist 2	Total	1002	239	23.85	93	96	5	1						
Barrington Dist 3	Total	1172	251	21.42	100	97	13	1	2	2				
Barrington Dist 4	Total	1515	290	19.14	108	111	4	2	1	6				
Barrington Dist 5	Total	545	142	26.06	65	66	7							
Barrington Mail-In Ballot	Total	0	1072	0.00	654	648	39							
Barrington Provisional	Total	0	80	0.00	34	32	2							
Barrington Emergency Ballots	Total	0	0	0.00										
Barrington Early Voting	Total	0	43	0.00	20	20	3							
Barrington Borough	Total	5490	2478	45.14	1239	1232	82	5	3	8				
Total - All Tally Types		5490	2478	45.14	1239	1232	82	5	3	8				
Contest Total		5490	2478	45.14	1239	1232	82	5	3	8				

Local BOE- Bellmawr Boro

		Registered	Ballots Cast	Turnout (%)	Robert FOWLER	Michael J. WILLIAMS	Write-In							
Bellmawr Dist 1	Total	1536	184	11.98	87	79	1							
Bellmawr Dist 2	Total	1386	276	19.91	128	127	2							
Bellmawr Dist 3	Total	1311	227	17.32	101	100	3							
Bellmawr Dist 4	Total	1055	265	25.12	129	125	2							
Bellmawr Dist 5	Total	1051	185	17.60	103	104	3							
Bellmawr Dist 6	Total	1287	226	17.56	93	99	3							
Bellmawr Dist 7	Total	1025	390	38.05	171	169								
Bellmawr Mail-In Ballot	Total	0	1315	0.00	900	911	25							
Bellmawr Provisional	Total	0	93	0.00	46	44								
Bellmawr Emergency Ballots	Total	0	0	0.00										
Bellmawr Early Voting	Total	0	83	0.00	44	40	2							
Bellmawr Borough	Total	8651	3244	37.50	1802	1798	41							
Total - All Tally Types		8651	3244	37.50	1802	1798	41							
Contest Total		8651	3244	37.50	1802	1798	41							

Local BOE- Berlin Boro

		Registered	Ballots Cast	Turnout (%)	Michael P. MC GOWAN	Brandy TTUS	Jeffrey M. GREENBERG	Craig W. BOOKWALTER	Jeanine FOSTER	Alison MOYER	Michael Ann BIRD	Write-In		
Berlin Boro Dist 1	Total	1149	269	23.41	73	77	70	48	78	80	74	3		
Berlin Boro Dist 2	Total	1452	394	27.13	100	90	88	63	149	147	113			
Berlin Boro Dist 3	Total	1520	358	23.55	124	71	75	64	123	139	118	3		
Berlin Boro Dist 4	Total	1371	372	27.13	122	106	94	66	116	118	97	3		
Berlin Boro Dist 5	Total	713	190	26.65	44	66	67	59	53	57	50			
Berlin Boro Mail-In Ballot	Total	0	1097	0.00	287	360	366	306	341	323	235	7		
Berlin Boro Provisional	Total	0	114	0.00	35	29	27	21	33	37	27			
Berlin Boro Emergency Ballots	Total	0	0	0.00										
Berlin Boro Early Voting	Total	0	70	0.00	13	14	14	12	28	28	29			
Berlin Borough	Total	6205	2864	46.16	798	813	801	639	921	929	743	16		
Total - All Tally Types		6205	2864	46.16	798	813	801	639	921	929	743	16		
Contest Total		6205	2864	46.16	798	813	801	639	921	929	743	16		

Local BOE- Berlin Twp UNEX 1YR

		Registered	Ballots Cast	Turnout (%)	Scott GOLDEN	Write-In								
Berlin Twp Dist 1	Total	1861	187	10.05	92	3								
Berlin Twp Dist 2	Total	744	184	24.73	107	2								
Berlin Twp Dist 3	Total	686	152	22.16	86	1								
Berlin Twp Dist 4	Total	1314	308	23.44	184	5								
Berlin Twp Mail-In Ballot	Total	0	1047	0.00	708	17								
Berlin Twp Provisional	Total	0	71	0.00	37									
Berlin Twp Emergency Ballots	Total	0	0	0.00										
Berlin Twp Early Voting	Total	0	36	0.00	26									
Berlin Township	Total	4605	1985	43.11	1240	28								
Total - All Tally Types		4605	1985	43.11	1240	28								
Contest Total		4605	1985	43.11	1240	28								

Local BOE-Berlin Twp UNEX 2YR

		Registered	Ballots Cast	Turnout (%)	Rebecca ALLEN	Write-In							
Berlin Twp Dist 1	Total	1861	187	10.05	94	2							
Berlin Twp Dist 2	Total	744	184	24.73	106	1							
Berlin Twp Dist 3	Total	686	152	22.16	84	1							
Berlin Twp Dist 4	Total	1314	308	23.44	186	2							
Berlin Twp Mail-In Ballot	Total	0	1047	0.00	718	10							
Berlin Twp Provisional	Total	0	71	0.00	37								
Berlin Twp Emergency Ballots	Total	0	0	0.00									
Berlin Twp Early Voting	Total	0	36	0.00	25								
Berlin Township	Total	4605	1985	43.11	1250	16							
Total - All Tally Types		4605	1985	43.11	1250	16							
Contest Total		4605	1985	43.11	1250	16							

Local BOE- Berlin Township

		Registered	Ballots Cast	Turnout (%)	William Brian DAVIS	Kimberly E. REED	Lisa HILL-MUFF	Write-In						
Berlin Twp Dist 1	Total	1861	187	10.05	92	90	95	6						
Berlin Twp Dist 2	Total	744	184	24.73	104	105	98	3						
Berlin Twp Dist 3	Total	686	152	22.16	84	81	80	3						
Berlin Twp Dist 4	Total	1314	308	23.44	179	172	169	7						
Berlin Twp Mail-In Ballot	Total	0	1047	0.00	711	697	704	26						
Berlin Twp Provisional	Total	0	71	0.00	36	35	37							
Berlin Twp Emergency Ballots	Total	0	0	0.00										
Berlin Twp Early Voting	Total	0	36	0.00	24	24	23							
Berlin Township	Total	4605	1985	43.11	1230	1204	1206	45						
Total - All Tally Types		4605	1985	43.11	1230	1204	1206	45						
Contest Total		4605	1985	43.11	1230	1204	1206	45						

Local BOE- Brooklawn Boro

		Registered	Ballots Cast	Turnout (%)	Thomas E. VIRDEN, JR.	Collin MAC ADAMS	Write-In						
Brooklawn Dist 1	Total	1388	318	22.91	150	171	9						
Brooklawn Mail-In Ballot	Total	0	155	0.00	106	104	4						
Brooklawn Provisional	Total	0	9	0.00	5	5							
Brooklawn Emergency Ballots	Total	0	0	0.00									
Brooklawn Early Voting	Total	0	2	0.00	1	1							
Brooklawn Borough	Total	1388	484	34.87	262	281	13						
Total - All Tally Types		1388	484	34.87	262	281	13						
Contest Total		1388	484	34.87	262	281	13						

Local BOE Camden City

		Registered	Ballots Cast	Turnout (%)	Aaron COOPER	Jeanette ALVAREZ	Cameron HUDSON	N/Nandee NELSON	Vida Neil ROSUJI	Write-In				
Camden City W1 D1	Total	638	54	8.46	10	14	12	13	6					
Camden City W1 D2	Total	1333	109	8.18	25	30	25	28	16					
Camden City W1 D3	Total	1213	113	9.32	34	31	32	39	17					
Camden City W1 D4	Total	1040	59	5.67	16	17	14	19	12					
Camden City W1 D5	Total	1459	96	6.58	25	32	23	29	18					
Camden City W1 D6	Total	1425	124	8.70	36	35	38	30	24	6				
Camden City W1 D7	Total	980	41	4.18	13	15	14	10	6					
Camden City W1 D8	Total	965	130	13.47	43	42	42	40	27	1				
Camden City W1 D9	Total	1587	125	7.88	42	29	27	32	28					
Camden City W1 D10	Total	1208	100	8.28	26	29	27	18	7	1				
Camden City Ward 1 Mail-In Ballot	Total	0	736	0.00	258	317	340	290	133	6				
Camden City Ward 1 Provisional	Total	0	93	0.00	31	32	34	34	13					
Camden City W1 Emergency Ballots	Total	0	0	0.00										
Camden City W2 D1	Total	740	77	10.41	21	22	25	29	13					
Camden City W2 D2	Total	987	87	8.81	30	21	23	31	32	1				
Camden City W2 D3	Total	1094	183	16.73	63	59	72	71	41					
Camden City W2 D4	Total	793	57	7.19	23	15	19	16	14					
Camden City W2 D5	Total	913	51	5.59	18	14	10	16	16					
Camden City W2 D6	Total	1644	112	6.81	22	27	25	24	16					
Camden City W2 D7	Total	1143	134	11.72	32	42	37	32	17	1				
Camden City W2 D8	Total	1798	123	6.84	42	34	35	32	30	1				
Camden City W2 D9	Total	1747	115	6.58	30	34	33	31	20					
Camden City W2 D10	Total	839	55	6.56	12	16	15	20	10					
Camden City W2 D11	Total	821	65	7.92	20	17	11	14	14					
Camden City Ward 2 Mail-In Ballot	Total	0	949	0.00	340	418	427	421	167	1				
Camden City Ward 2 Provisional	Total	0	125	0.00	38	46	46	50	18					
Camden City W2 Emergency Ballots	Total	0	0	0.00										
Camden City W3 D1	Total	1120	75	6.70	14	33	35	23	7	1				
Camden City W3 D2	Total	1449	137	9.45	31	53	50	34	7					
Camden City W3 D3	Total	1039	90	8.66	14	26	21	16	5					
Camden City W3 D4	Total	1167	81	6.94	16	27	21	15	7					
Camden City W3 D5	Total	1038	58	5.59	14	34	26	24	6					
Camden City W3 D6	Total	1166	120	10.29	33	51	41	40	10					
Camden City W3 D7	Total	1234	96	7.78	19	35	29	23	7	3				
Camden City W3 D8	Total	1347	99	7.35	29	39	31	25	20	1				
Camden City W3 D9	Total	1538	122	7.93	22	33	29	23	10					
Camden City Ward 3 Mail-In Ballot	Total	0	722	0.00	231	357	321	324	109	6				
Camden City Ward 3 Provisional	Total	0	101	0.00	17	43	31	34	19					
Camden City W3 Emergency Ballots	Total	0	0	0.00										
Camden City W4 D1	Total	1015	102	10.05	17	52	42	41	11					
Camden City W4 D2	Total	1170	86	7.35	15	16	15	11	4					
Camden City W4 D3	Total	1180	112	9.49	11	14	12	15	6					

Local BOE Camden City

		Registered	Ballots Cast	Turnout (%)	Aaron COOPER	Jeanette ALVAREZ	Cameron HUDSON	N/Nandee NELSON	Vida Neil ROSIJI	Write-In				
Camden City W4 D4	Total	1302	86	6.61	18	31	29	27	11					
Camden City W4 D5	Total	1029	68	6.61	10	18	20	17	8					
Camden City W4 D6	Total	1296	106	8.18	17	37	33	24	9					
Camden City W4 D7	Total	1155	98	8.48	32	41	36	29	10					
Camden City W4 D8	Total	1248	129	10.34	34	50	41	32	24					
Camden City W4 D9	Total	1265	137	10.83	26	51	37	30	17	1				
Camden City W4 D10	Total	1230	105	8.54	29	48	49	42	20					
Camden City Ward 4 Provisional	Total	0	81	0.00	18	32	26	23	13	1				
Camden City W4 Mail-In Ballot	Total	0	634	0.00	206	339	265	264	111	3				
Camden City W4 Emergency Ballots	Total	0	0	0.00										
Camden City W1 Early Voting	Total	0	19	0.00	7	9	10	9	3	1				
Camden City W2 Early Voting	Total	0	30	0.00	13	17	15	17	3	1				
Camden City W3 Early Voting	Total	0	21	0.00	5	11	10	10	3					
Camden City W4 Early Voting	Total	0	14	0.00	4	5	6	5	2					
Camden City	Total	47355	7442	15.72	2152	2890	2687	2546	1177	36				
Total - All Tally Types		47355	7442	15.72	2152	2890	2687	2546	1177	36				
Contest Total		47355	7442	15.72	2152	2890	2687	2546	1177	36				

Local BOE- Cherry Hill Township

		Registered	Ballots Cast	Turnout (%)	Jennifer FLEISHER	Nicholas J. GAUDIO, JR	Sally TONG	John PAPEIKA	Carolina BEVAD	Iliana YARES	Benjamin ROOD	Write-In	
Cherry Hill Dist 1	Total	1165	316	27.12	121	94	75	66	62	74	88	4	
Cherry Hill Dist 2	Total	1396	231	16.55	90	74	67	52	51	44	54		
Cherry Hill Dist 3	Total	1291	233	18.05	83	72	66	65	59	48	54	8	
Cherry Hill Dist 4	Total	1447	255	17.62	83	93	54	70	70	54	66		
Cherry Hill Dist 5	Total	1316	303	23.02	107	74	94	56	57	61	72	6	
Cherry Hill Dist 6	Total	1002	184	18.36	58	52	44	38	37	36	41	3	
Cherry Hill Dist 7	Total	1177	251	21.33	95	67	61	51	47	52	78	2	
Cherry Hill Dist 8	Total	1142	193	16.90	59	51	58	52	62	39	41		
Cherry Hill Dist 9	Total	2141	314	14.67	90	105	84	91	94	56	65	2	
Cherry Hill Dist 10	Total	880	178	20.23	84	65	56	36	39	37	54		
Cherry Hill Dist 11	Total	1412	316	22.38	126	95	84	74	68	76	77		
Cherry Hill Dist 12	Total	1482	264	17.81	96	77	79	78	63	65	71		
Cherry Hill Dist 13	Total	1171	281	24.00	115	99	73	75	66	58	92	10	
Cherry Hill Dist 14	Total	970	233	24.02	87	54	68	49	49	56	53		
Cherry Hill Dist 15	Total	1361	216	15.87	77	73	49	52	50	76	59	6	
Cherry Hill Dist 16	Total	869	125	14.38	47	36	29	26	33	32	38	3	
Cherry Hill Dist 17	Total	1391	309	22.21	129	89	71	63	65	110	112	7	
Cherry Hill Dist 18	Total	1008	187	18.55	64	58	31	47	53	42	40		
Cherry Hill Dist 19	Total	1075	237	22.05	102	63	63	55	52	68	100	1	
Cherry Hill Dist 20	Total	2314	455	19.66	173	133	133	100	109	89	113		
Cherry Hill Dist 21	Total	1487	305	20.51	126	91	67	70	71	98	89		
Cherry Hill Dist 22	Total	1183	307	25.95	142	97	93	68	75	76	96	2	
Cherry Hill Dist 23	Total	1676	239	14.26	84	85	46	62	59	62	56		
Cherry Hill Dist 24	Total	1333	240	18.00	87	66	76	64	63	81	68	2	
Cherry Hill Dist 25	Total	1139	242	21.25	80	79	60	72	56	45	46	3	
Cherry Hill Dist 26	Total	1646	347	21.08	174	89	117	104	87	101	92	2	
Cherry Hill Dist 27	Total	1190	194	16.30	77	53	56	39	38	39	62	1	
Cherry Hill Dist 28	Total	1415	190	13.43	104	35	64	46	45	52	54		
Cherry Hill Dist 29	Total	1522	310	20.37	128	81	98	78	66	70	82	1	
Cherry Hill Dist 30	Total	779	109	13.99	59	24	35	31	34	33	43	1	
Cherry Hill Dist 31	Total	1709	266	15.56	95	58	71	40	49	67	67	1	
Cherry Hill Dist 32	Total	727	101	13.89	31	17	22	8	14	12	16		
Cherry Hill Dist 33	Total	1423	300	21.08	142	88	106	107	83	76	78	2	
Cherry Hill Dist 34	Total	1322	201	15.20	90	54	69	44	60	53	46		
Cherry Hill Dist 35	Total	1290	294	22.79	121	90	73	71	81	98	104	2	
Cherry Hill Dist 36	Total	1397	171	12.24	66	51	48	35	35	35	38	1	
Cherry Hill Dist 37	Total	1118	201	17.98	88	45	54	44	43	68	75		
Cherry Hill Dist 38	Total	952	149	15.65	78	30	42	29	33	55	61	2	
Cherry Hill Dist 39	Total	1267	201	15.86	93	59	55	43	49	58	70		
Cherry Hill Dist 40	Total	897	132	14.72	51	31	46	36	49	30	47	1	
Cherry Hill Dist 41	Total	1065	150	14.08	53	40	39	35	40	29	37		
Cherry Hill Dist 42	Total	766	176	22.98	83	60	45	53	44	44	58		
Cherry Hill Dist 43	Total	989	174	17.59	88	53	47	38	35	53	64	6	
Cherry Hill Dist 44	Total	1541	189	12.26	100	45	68	38	44	35	51		
Cherry Hill Dist 45	Total	2111	299	14.16	130	86	101	66	66	73	71	3	
Cherry Hill Dist 46	Total	1225	183	14.94	70	43	53	39	40	46	51		
Cherry Hill Dist 47	Total	1380	199	14.42	80	54	44	31	48	52	58		
Cherry Hill Dist 48	Total	741	92	12.42	33	14	22	16	15	18	14		

Local BOE- Cherry Hill Township

		Registered	Ballots Cast	Turnout (%)	Jennifer FLEISHER	Nicholas J. GAUDIO, JR	Sally TONG	John PAPERKA	Carolina BEVAD	Iiana YARES	Benjamin ROOD	Write-In	
Cherry Hill Mail-In Ballot	Total	0	14327	0.00	7831	2105	4798	3095	3753	4766	6002	89	
Cherry Hill Provisional	Total	0	1198	0.00	523	249	339	251	264	328	398	10	
Cherry Hill Emergency Ballots	Total	0	0	0.00									
Cherry Hill Early Voting	Total	0	443	0.00	189	114	118	99	111	126	159	11	
Cherry Hill Twp	Total	61300	27010	44.06	12982	5610	8311	6048	6736	7952	9621	192	
Total - All Tally Types		61300	27010	44.06	12982	5610	8311	6048	6736	7952	9621	192	
Contest Total		61300	27010	44.06	12982	5610	8311	6048	6736	7952	9621	192	

Local BOE- Chesilhurst Boro

		Registered	Ballots Cast	Turnout (%)	Joseph R. MEDLEY	Karen Ann FORD	Carla A. ORTIZ	Write-In						
Chesilhurst Dist 1	Total	1275	235	18.43	98	99	94	8						
Chesilhurst Mail-In Ballot	Total	0	186	0.00	110	117	114	4						
Chesilhurst Provisional	Total	0	16	0.00	5	6	6	1						
Chesilhurst Emergency Ballots	Total	0	0	0.00										
Chesilhurst Early Voting	Total	0	15	0.00	4	5	4	4						
Chesilhurst Borough	Total	1275	452	35.45	217	227	218	17						
Total - All Tally Types		1275	452	35.45	217	227	218	17						
Contest Total		1275	452	35.45	217	227	218	17						

Local BOE- Clementon Boro

		Registered	Ballots Cast	Turnout (%)	Christopher MC KELVEY	Gilbert GEARY	Christy WEAVER	Write-In						
Clementon Dist 1	Total	1232	198	16.07	118	115	118	9						
Clementon Dist 2	Total	1113	198	17.79	90	88	91	2						
Clementon Dist 3	Total	1446	242	16.74	129	122	129	6						
Clementon Mail-In Ballot	Total	0	535	0.00	331	319	340	13						
Clementon Provisional	Total	0	42	0.00	24	25	25							
Clementon Emergency Ballots	Total	0	0	0.00										
Clementon Early Voting	Total	0	22	0.00	15	15	16							
Clementon Borough	Total	3791	1237	32.63	707	684	719	30						
Total - All Tally Types		3791	1237	32.63	707	684	719	30						
Contest Total		3791	1237	32.63	707	684	719	30						

Local BOE- Collingswood Boro

		Registered	Ballots Cast	Turnout (%)	Regan KAIDEN	Christine Sheridan CELIA	Mary SAVERINO	Write-In						
Collingswood Dist 1	Total	765	197	25.75	107	116	113	5						
Collingswood Dist 2	Total	1134	307	27.07	162	161	159	7						
Collingswood Dist 3	Total	702	127	18.09	61	61	63	6						
Collingswood Dist 4	Total	1052	232	22.05	125	123	124	4						
Collingswood Dist 5	Total	1185	100	8.44	42	36	37							
Collingswood Dist 6	Total	788	214	27.16	99	101	102	7						
Collingswood Dist 7	Total	1044	260	24.90	143	146	139	27						
Collingswood Dist 8	Total	889	195	21.93	104	105	102	10						
Collingswood Dist 9	Total	1480	290	19.59	154	154	148	8						
Collingswood Dist 10	Total	915	241	26.34	124	123	123	10						
Collingswood Dist 11	Total	1042	204	19.58	104	107	107	5						
Collingswood Dist 12	Total	690	155	22.46	76	80	77	3						
Collingswood Mail-In Ballot	Total	0	2328	0.00	1532	1527	1525	93						
Collingswood Provisional	Total	0	198	0.00	108	106	109	9						
Collingswood Emergency Ballots	Total	0	0	0.00										
Collingswood Early Voting	Total	0	168	0.00	93	90	88	6						
Collingswood Borough	Total	11686	5216	44.63	3034	3036	3016	200						
Total - All Tally Types		11686	5216	44.63	3034	3036	3016	200						
Contest Total		11686	5216	44.63	3034	3036	3016	200						

Local BOE- Gibbsboro Boro

		Registered	Ballots Cast	Turnout (%)	Andrew T. PARSINITZ	Maria SANTUCCI CARRINGTON	Write-In	James Coulter	Michael Hauber	Leo Geier				
Gibbsboro Dist 1	Total	1000	225	22.50	113	107	10	4						
Gibbsboro Dist 2	Total	899	205	22.80	103	109	3	6	2	2				
Gibbsboro Mail-In Ballot	Total	0	368	0.00	231	229	22							
Gibbsboro Provisional	Total	0	35	0.00	23	23	6							
Gibbsboro Emergency Ballots	Total	0	0	0.00										
Gibbsboro Early Voting	Total	0	12	0.00	7	6								
Gibbsboro Borough	Total	1899	845	44.50	477	474	41	10	2	2				
Total - All Tally Types		1899	845	44.50	477	474	41	10	2	2				
Contest Total		1899	845	44.50	477	474	41	10	2	2				

Local BOE-Gloucester City UNEX

		Registered	Ballots Cast	Turnout (%)	Michelle WRIGHT	Kelly RIVAS	Write-In							
Gloucester City W1 D1	Total	1052	113	10.74	57	56								
Gloucester City W1 D2	Total	817	199	24.36	113	110	3							
Gloucester City W1 D3	Total	721	181	25.10	107	103	5							
Gloucester City Ward 1 Mail-In Ballot	Total	0	303	0.00	194	193	2							
Gloucester City Ward 1 Provisional	Total	0	29	0.00	16	13								
Gloucester City W1 Emergency Ballots	Total	0	0	0.00										
Gloucester City W2 D1	Total	822	109	13.26	53	52	5							
Gloucester City W2 D2	Total	913	231	25.30	127	135	3							
Gloucester City W2 D3	Total	1033	255	24.69	125	138	7							
Gloucester City Ward 2 Mail-In Ballot	Total	0	412	0.00	285	294	7							
Gloucester City Ward 2 Provisional	Total	0	40	0.00	23	23	1							
Gloucester City W2 Emergency Ballots	Total	0	0	0.00										
Gloucester City W3 D1	Total	1240	188	15.16	101	93								
Gloucester City W3 D2	Total	1167	223	19.11	117	108	2							
Gloucester City Ward 3 Mail-In Ballot	Total	0	285	0.00	201	195	3							
Gloucester City Ward 3 Provisional	Total	0	16	0.00	12	12	1							
Gloucester City W3 Emergency Ballots	Total	0	0	0.00										
Gloucester City W1 Early Voting	Total	0	12	0.00	5	6	2							
Gloucester City W2 Early Voting	Total	0	8	0.00	6	5								
Gloucester City W3 Early Voting	Total	0	7	0.00	2	5	1							
Gloucester City	Total	7765	2611	33.63	1544	1541	42							
Total - All Tally Types		7765	2611	33.63	1544	1541	42							
Contest Total		7765	2611	33.63	1544	1541	42							

Local BOE-Gloucester City

		Registered	Ballots Cast	Turnout (%)	Meredith GRUFF-FLINN	Michael J. SMOLLOCK	Bernadette JAMES	Write-In					
Gloucester City W1 D1	Total	1052	113	10.74	58	56	56						
Gloucester City W1 D2	Total	817	199	24.36	115	113	120	1					
Gloucester City W1 D3	Total	721	181	25.10	102	106	100	7					
Gloucester City Ward 1 Mail-In Ballot	Total	0	303	0.00	196	198	199	3					
Gloucester City Ward 1 Provisional	Total	0	29	0.00	15	15	13						
Gloucester City W1 Emergency Ballots	Total	0	0	0.00									
Gloucester City W2 D1	Total	822	109	13.26	54	54	52						
Gloucester City W2 D2	Total	913	231	25.30	131	135	144	2					
Gloucester City W2 D3	Total	1033	255	24.69	135	148	151	4					
Gloucester City Ward 2 Mail-In Ballot	Total	0	412	0.00	299	306	312	6					
Gloucester City Ward 2 Provisional	Total	0	40	0.00	21	23	23						
Gloucester City W2 Emergency Ballots	Total	0	0	0.00									
Gloucester City W3 D1	Total	1240	188	15.16	97	90	98						
Gloucester City W3 D2	Total	1167	223	19.11	116	112	115	1					
Gloucester City Ward 3 Mail-In Ballot	Total	0	285	0.00	201	201	205	3					
Gloucester City Ward 3 Provisional	Total	0	16	0.00	12	11	12	1					
Gloucester City W3 Emergency Ballots	Total	0	0	0.00									
Gloucester City W1 Early Voting	Total	0	12	0.00	6	6	6	1					
Gloucester City W2 Early Voting	Total	0	8	0.00	4	6	5						
Gloucester City W3 Early Voting	Total	0	7	0.00	3	5	4						
Gloucester City	Total	7765	2611	33.63	1565	1585	1615	29					
Total - All Tally Types		7765	2611	33.63	1565	1585	1615	29					
Contest Total		7765	2611	33.63	1565	1585	1615	29					

Local BOE- Gloucester Township

		Registered	Ballots Cast	Turnout (%)	Tamika HARVEY	Pauline ALEGRIA	Linda K. GILCH	Dolores ABBONIZIO	Keith GIBBONS	Jennifer ZUCK	Anthony MARKS	Brian HAMMELL	Kia LIPSCOMB	Write-In
Gloucester Twp Dist 1	Total	798	216	27.07	36	40	84	39	40	39	45	41	34	1
Gloucester Twp Dist 2	Total	865	216	24.97	41	27	88	22	38	29	42	30	23	
Gloucester Twp Dist 3	Total	862	180	20.88	30	29	56	41	48	32	29	21	22	
Gloucester Twp Dist 4	Total	1207	318	26.35	56	51	103	53	61	50	43	44	39	1
Gloucester Twp Dist 5	Total	1492	287	19.24	66	56	96	60	58	53	58	48	57	
Gloucester Twp Dist 6	Total	1682	285	16.94	66	69	84	46	57	53	54	38	33	5
Gloucester Twp Dist 7	Total	1246	343	27.53	65	61	114	85	104	83	51	43	40	
Gloucester Twp Dist 8	Total	1284	213	16.59	58	33	38	23	55	27	45	44	50	
Gloucester Twp Dist 9	Total	1442	329	22.82	58	62	122	71	80	82	56	55	51	1
Gloucester Twp Dist 10	Total	1055	234	22.18	39	43	63	50	46	49	35	36	29	1
Gloucester Twp Dist 11	Total	1126	295	26.20	61	59	100	61	60	62	55	44	38	
Gloucester Twp Dist 12	Total	1284	347	27.02	57	64	121	85	86	63	65	59	48	
Gloucester Twp Dist 13	Total	1831	257	14.04	57	43	71	59	71	52	52	43	41	3
Gloucester Twp Dist 14	Total	1382	221	15.99	65	35	47	33	31	26	57	57	81	
Gloucester Twp Dist 15	Total	1495	376	25.15	85	70	115	88	95	73	65	54	56	3
Gloucester Twp Dist 16	Total	1224	304	24.84	60	65	102	74	82	70	54	42	37	
Gloucester Twp Dist 17	Total	2462	280	11.37	78	68	84	37	51	21	84	75	70	
Gloucester Twp Dist 18	Total	1695	302	17.82	87	67	76	52	55	39	58	50	60	
Gloucester Twp Dist 19	Total	1571	313	19.92	76	57	84	49	53	45	67	63	62	1
Gloucester Twp Dist 20	Total	1399	304	21.73	72	63	89	44	57	49	61	54	54	3
Gloucester Twp Dist 21	Total	838	174	20.76	29	27	54	42	33	34	31	29	29	
Gloucester Twp Dist 22	Total	1011	186	18.40	41	34	71	35	36	31	29	23	23	
Gloucester Twp Dist 23	Total	1431	255	17.82	72	58	60	33	34	38	54	40	81	
Gloucester Twp Dist 24	Total	1341	299	22.30	66	59	96	64	58	53	47	40	54	
Gloucester Twp Dist 25	Total	1245	292	23.45	49	55	119	67	81	58	57	51	39	3
Gloucester Twp Dist 26	Total	1015	272	26.80	60	51	95	69	72	62	39	36	38	2
Gloucester Twp Dist 27	Total	1099	274	24.93	47	41	78	69	66	57	62	45	63	
Gloucester Twp Dist 28	Total	1341	196	14.62	48	31	42	31	31	30	49	41	60	
Gloucester Twp Dist 29	Total	1470	325	22.11	77	65	78	70	70	51	70	68	59	2
Gloucester Twp Dist 30	Total	1601	332	20.74	64	44	100	50	84	56	70	72	58	
Gloucester Twp Dist 31	Total	1064	216	20.30	48	38	68	46	48	38	41	40	43	
Gloucester Twp Dist 32	Total	1366	296	21.67	62	45	58	56	85	47	65	63	70	
Gloucester Twp Dist 33	Total	1468	273	18.60	81	48	71	31	42	32	50	44	66	
Gloucester Twp Dist 34	Total	1034	189	18.28	42	40	58	24	25	25	34	22	30	
Gloucester Twp Dist 35	Total	1779	368	20.69	100	62	76	60	64	40	92	90	96	1
Gloucester Twp Dist 36	Total	1007	256	25.42	56	34	73	47	55	37	67	61	57	1
Gloucester Twp Dist 37	Total	657	66	10.05	23	18	17	10	6	9	8	9	19	
Gloucester Twp Dist 38	Total	792	139	17.55	46	23	33	20	34	18	37	35	39	
Gloucester Twp Dist 39	Total	686	130	18.95	32	14	31	23	40	26	33	26	25	
Gloucester Twp Dist 40	Total	1283	243	18.94	63	43	72	52	49	45	45	39	41	4
Gloucester Twp Mail-In Ballot	Total	0	9035	0.00	1861	1946	2577	1651	1490	1488	2557	2353	2525	38
Gloucester Twp Provisional	Total	0	809	0.00	181	161	225	131	157	121	186	167	177	2
Gloucester Twp Emergency Ballots	Total	0	0	0.00										
Gloucester Twp Early Voting	Total	0	478	0.00	111	105	130	83	93	77	92	89	98	3
Gloucester Twp	Total	50930	20723	40.69	4472	4104	6019	3836	3981	3470	4891	4424	4715	75

Local BOE- Gloucester Township

					Tamika HARVEY	Pauline ALEGRIA	Linda K. GILCH	Dolores ABBONIZIO	Keith GIBBONS	Jennifer ZUCK	Anthony MARKS	Brian HAMMELL	Kia LIPSCOMB	Write-In
Total - All Tally Types	50930	20723	40.69	4472	4104	6019	3836	3981	3470	4891	4424	4715	75	
Contest Total	50930	20723	40.69	4472	4104	6019	3836	3981	3470	4891	4424	4715	75	

Local BOE- Haddon Township

		Registered	Ballots Cast	Turnout (%)	James LEX	Allison RODMAN	David RICCI	Mark W. HENLEY, JR	Write-In					
Haddon Twp Dist 1	Total	1092	254	23.26	124	134	129	60	2					
Haddon Twp Dist 2	Total	724	162	22.38	84	95	93	37	6					
Haddon Twp Dist 3	Total	1239	358	28.89	208	184	176	93	2					
Haddon Twp Dist 4	Total	779	206	26.44	103	103	95	38	2					
Haddon Twp Dist 5	Total	590	142	24.07	61	79	63	40	2					
Haddon Twp Dist 6	Total	785	209	26.62	88	104	96	49	1					
Haddon Twp Dist 7	Total	740	233	31.49	145	153	135	40	3					
Haddon Twp Dist 8	Total	1018	181	17.78	97	103	107	48						
Haddon Twp Dist 9	Total	651	160	24.58	75	80	79	51	9					
Haddon Twp Dist 10	Total	789	224	28.39	92	111	106	50	1					
Haddon Twp Dist 11	Total	990	242	24.44	139	136	137	58	3					
Haddon Twp Dist 12	Total	1450	335	23.10	192	204	217	75	1					
Haddon Twp Dist 13	Total	735	192	26.12	96	98	98	36	3					
Haddon Twp Dist 14	Total	744	190	25.54	77	97	96	58	2					
Haddon Twp Dist 15	Total	736	178	24.18	74	78	70	31						
Haddon Twp Mail-In Ballot	Total	0	2891	0.00	1553	1801	1610	771	39					
Haddon Twp Provisional	Total	0	233	0.00	124	133	126	71	3					
Haddon Twp Emergency Ballots	Total	0	0	0.00										
Haddon Twp Early Voting	Total	0	114	0.00	53	62	64	35	1					
Haddon Twp	Total	13062	6504	49.79	3385	3755	3497	1641	80					
Total - All Tally Types		13062	6504	49.79	3385	3755	3497	1641	80					
Contest Total		13062	6504	49.79	3385	3755	3497	1641	80					

Local BOE- Haddonfield Boro

		Registered	Ballots Cast	Turnout (%)	Meg HOLLINGWORTH	Stephanie K. BENECHHI	Rachael BROWN	Write-In						
Haddonfield Dist 1	Total	1301	247	18.99	136	134	130	4						
Haddonfield Dist 2	Total	1480	265	17.91	121	121	121	14						
Haddonfield Dist 3	Total	1051	217	20.65	112	115	112	3						
Haddonfield Dist 4	Total	838	155	18.50	80	85	78	2						
Haddonfield Dist 5	Total	726	146	20.11	75	75	78	4						
Haddonfield Dist 6	Total	1035	248	23.96	137	138	136	11						
Haddonfield Dist 7	Total	997	187	18.76	102	98	98	1						
Haddonfield Dist 8	Total	1097	232	21.15	117	115	110	9						
Haddonfield Dist 9	Total	1248	265	21.23	148	150	146	2						
Haddonfield Dist 10	Total	894	181	20.25	88	95	91	4						
Haddonfield Mail-In Ballot	Total	0	2977	0.00	1977	1983	1964	115						
Haddonfield Provisional	Total	0	222	0.00	138	140	136	4						
Haddonfield Emergency Ballots	Total	0	0	0.00										
Haddonfield Early Voting	Total	0	121	0.00	62	58	57	8						
Haddonfield Borough	Total	10667	5463	51.21	3293	3307	3257	181						
Total - All Tally Types		10667	5463	51.21	3293	3307	3257	181						
Contest Total		10667	5463	51.21	3293	3307	3257	181						

Local BOE- Haddon Heights Boro

		Registered	Ballots Cast	Turnout (%)	Andrea PAGAN	David CLAPPER	Trish SHELDON	Write-In						
Haddon Heights Dist 1	Total	821	195	23.75	108	116	107	8						
Haddon Heights Dist 2	Total	734	160	21.80	74	78	76	6						
Haddon Heights Dist 3	Total	1129	293	25.95	162	166	183	5						
Haddon Heights Dist 4	Total	701	146	20.83	75	74	80	3						
Haddon Heights Dist 5	Total	1007	270	26.81	144	149	152	7						
Haddon Heights Dist 6	Total	1057	282	26.68	140	150	147	11						
Haddon Heights Dist 7	Total	1063	265	24.93	138	142	149	9						
Haddon Heights Mail-In Ballot	Total	0	1588	0.00	1050	1096	1099	47						
Haddon Heights Provisional	Total	0	152	0.00	100	101	103	4						
Haddon Heights Emergency Ballots	Total	0	0	0.00										
Haddon Heights Early Voting	Total	0	71	0.00	41	42	44	5						
Haddon Heights Borough	Total	6512	3422	52.55	2032	2114	2140	105						
Total - All Tally Types		6512	3422	52.55	2032	2114	2140	105						
Contest Total		6512	3422	52.55	2032	2114	2140	105						

Local BOE- Laurel Springs Boro

		Registered	Ballots Cast	Turnout (%)	Alison J. MANNY	Erik STONES	Write-In	Cathy Sims	Danielle Dickinson	Linsey Seifert				
Laurel Springs Dist 1	Total	855	163	19.06	85	84	11	6		2				
Laurel Springs Dist 2	Total	774	233	30.10	133	139	18	23	3	2				
Laurel Springs Mail-In Ballot	Total	0	279	0.00	200	202	31							
Laurel Springs Provisional	Total	0	28	0.00	13	15	5							
Laurel Springs Emergency Ballots	Total	0	0	0.00										
Laurel Springs Early Voting	Total	0	6	0.00	4	2								
Laurel Springs Borough	Total	1629	709	43.52	435	442	65	29	3	4				
Total - All Tally Types		1629	709	43.52	435	442	65	29	3	4				
Contest Total		1629	709	43.52	435	442	65	29	3	4				

Local BOE-Lawnside UNEX

		Registered	Ballots Cast	Turnout (%)	Raymond WATKINS	Fairmah HAYES	Write-In						
Lawnside Dist 1	Total	1261	255	20.22	80	123							
Lawnside Dist 2	Total	1297	267	20.59	68	137							
Lawnside Mail-In Ballot	Total	0	461	0.00	126	190	1						
Lawnside Provisional	Total	0	45	0.00	17	18							
Lawnside Emergency Ballots	Total	0	0	0.00									
Lawnside Early Voting	Total	0	17	0.00	8	5							
Lawnside Borough	Total	2558	1045	40.85	299	473	1						
Total - All Tally Types		2558	1045	40.85	299	473	1						
Contest Total		2558	1045	40.85	299	473	1						

Local BOE- Lawnside Boro

		Registered	Ballots Cast	Turnout (%)	Bridgett L. KITTLES	Darlene E. STILL	Sabrina FOREST	Davante ALI	Cheryl HOLLINS	Corey JAMES	Write-In		
Lawnside Dist 1	Total	1261	255	20.22	103	131	94	108	76	79			
Lawnside Dist 2	Total	1297	267	20.59	109	155	102	105	74	87			
Lawnside Mail-In Ballot	Total	0	461	0.00	196	271	198	164	124	121	3		
Lawnside Provisional	Total	0	45	0.00	17	22	17	17	15	13			
Lawnside Emergency Ballots	Total	0	0	0.00									
Lawnside Early Voting	Total	0	17	0.00	5	8	7	6	6	5			
Lawnside Borough	Total	2558	1045	40.85	430	587	418	400	295	305	3		
Total - All Tally Types		2558	1045	40.85	430	587	418	400	295	305	3		
Contest Total		2558	1045	40.85	430	587	418	400	295	305	3		

Local BOE- Lindenwold Boro

		Registered	Ballots Cast	Turnout (%)	Jo-Ann ENGELS	Daniel A. O'ROURKE	Marsha HERSHMAN	Write-In						
Lindenwold Dist 1	Total	1428	217	15.20	90	90	90	11						
Lindenwold Dist 2	Total	1382	231	16.71	101	102	98							
Lindenwold Dist 3	Total	1037	230	22.18	101	99	94	5						
Lindenwold Dist 4	Total	1838	243	13.22	114	108	108	5						
Lindenwold Dist 5	Total	1251	83	6.63	31	32	30							
Lindenwold Dist 6	Total	1476	206	13.96	79	78	70	4						
Lindenwold Dist 7	Total	964	74	7.68	29	27	25	1						
Lindenwold Dist 8	Total	1602	196	12.23	63	61	68	1						
Lindenwold Dist 9	Total	892	135	15.13	46	43	46	1						
Lindenwold Mail-In Ballot	Total	0	1586	0.00	1036	1017	1023	17						
Lindenwold Provisional	Total	0	115	0.00	61	58	57	3						
Lindenwold Emergency Ballots	Total	0	0	0.00										
Lindenwold Early Voting	Total	0	60	0.00	32	32	32							
Lindenwold Borough	Total	11870	3376	28.44	1783	1747	1741	48						
Total - All Tally Types		11870	3376	28.44	1783	1747	1741	48						
Contest Total		11870	3376	28.44	1783	1747	1741	48						

Local BOE-Magnolia Boro

		Registered	Ballots Cast	Turnout (%)	P. Nick D'AMICO	Rebecca L. AMMEN	Write-In						
Magnolia Dist 1	Total	945	193	20.42	113	107							
Magnolia Dist 2	Total	744	164	22.04	101	96	4						
Magnolia Dist 3	Total	864	182	21.06	100	95	2						
Magnolia Dist 4	Total	927	234	25.24	136	132							
Magnolia Mail-In Ballot	Total	0	492	0.00	335	330	5						
Magnolia Provisional	Total	0	50	0.00	31	31							
Magnolia Emergency Ballots	Total	0	0	0.00									
Magnolia Early Voting	Total	0	20	0.00	12	12	1						
Magnolia Borough	Total	3480	1335	38.36	828	803	12						
Total - All Tally Types		3480	1335	38.36	828	803	12						
Contest Total		3480	1335	38.36	828	803	12						

Local BOE- Merchantville Boro

		Registered	Ballots Cast	Turnout (%)	Daniel R. LICATA	Marc CARCANAGUE	Elliott HONIGFELD	Write-In						
Merchantville Dist 1	Total	1295	255	19.69	118	109	111	7						
Merchantville Dist 2	Total	856	201	23.48	84	90	87	3						
Merchantville Dist 3	Total	897	141	15.72	73	72	70	10						
Merchantville Mail-In Ballot	Total	0	524	0.00	348	332	336	13						
Merchantville Provisional	Total	0	43	0.00	21	19	19	8						
Merchantville Emergency Ballots	Total	0	0	0.00										
Merchantville Early Voting	Total	0	70	0.00	33	26	29	1						
Merchantville Borough	Total	3048	1234	40.49	677	648	652	42						
Total - All Tally Types		3048	1234	40.49	677	648	652	42						
Contest Total		3048	1234	40.49	677	648	652	42						

Local BOE- Mt Ephraim Boro

		Registered	Ballots Cast	Turnout (%)	Brian M. CAVALLARO	Holly MARRONE	Write-In	Johnathan Maxson						
Mt Ephraim Dist 1	Total	855	217	25.38	115	108	7	11						
Mt Ephraim Dist 2	Total	987	263	26.65	121	111	5	16						
Mt Ephraim Dist 3	Total	961	240	24.97	122	116	20	16						
Mt Ephraim Dist 4	Total	928	215	23.17	104	109	7	16						
Mt. Ephraim Mail-In Ballot	Total	0	601	0.00	388	390	31							
Mt. Ephraim Provisional	Total	0	50	0.00	27	26	3							
Mt. Ephraim Emergency Ballots	Total	0	0	0.00										
Mt Ephraim Early Voting	Total	0	25	0.00	14	14	4							
Mount Ephraim Borough	Total	3731	1611	43.18	891	874	77	59						
Total - All Tally Types		3731	1611	43.18	891	874	77	59						
Contest Total		3731	1611	43.18	891	874	77	59						

Local BOE- Oaklyn Boro

		Registered	Ballots Cast	Turnout (%)	Denise BUCZKO	Amy EZEKIEL	Therese MARMION	Robert H. FINK	Write-In					
Oaklyn Dist 1	Total	765	219	28.63	99	86	90	66	11					
Oaklyn Dist 2	Total	946	216	22.83	77	91	84	59	28					
Oaklyn Dist 3	Total	816	212	25.98	85	82	76	52	24					
Oaklyn Dist 4	Total	793	229	28.88	113	91	107	71	18					
Oaklyn Mail-In Ballot	Total	0	584	0.00	310	288	297	200	5					
Oaklyn Provisional	Total	0	62	0.00	24	20	29	15	3					
Oaklyn Emergency Ballots	Total	0	0	0.00										
Oaklyn Early Voting	Total	0	27	0.00	12	13	15	10	2					
Oaklyn Borough	Total	3320	1549	46.66	720	671	698	473	91					
Total - All Tally Types		3320	1549	46.66	720	671	698	473	91					
Contest Total		3320	1549	46.66	720	671	698	473	91					

Local BOE- Pennsauken Township

		Registered	Ballots Cast	Turnout (%)	Scott LA VINE	Diane E. JOHNSON	Samir J. JARBOUH-RAFEH	Nhuan VAN	Write-In				
Pennsauken Dist 1	Total	1204	157	13.04	52	59	33	39	4				
Pennsauken Dist 2	Total	1614	233	14.44	67	76	68	44					
Pennsauken Dist 3	Total	1133	224	19.77	62	76	57	40					
Pennsauken Dist 4	Total	1584	199	12.56	61	71	50	35					
Pennsauken Dist 5	Total	827	190	22.97	75	89	69	51					
Pennsauken Dist 6	Total	1330	268	20.15	79	98	71	59					
Pennsauken Dist 7	Total	1505	193	12.82	63	69	49	49	2				
Pennsauken Dist 8	Total	1066	180	16.89	70	77	51	42	1				
Pennsauken Dist 9	Total	1047	144	13.75	47	55	43	28					
Pennsauken Dist 10	Total	976	202	20.70	64	85	56	52	9				
Pennsauken Dist 11	Total	1124	273	24.29	102	107	78	49					
Pennsauken Dist 12	Total	975	173	17.74	67	77	58	25	1				
Pennsauken Dist 13	Total	979	189	19.31	72	87	61	49	1				
Pennsauken Dist 14	Total	1183	246	20.79	85	100	73	43	5				
Pennsauken Dist 15	Total	1439	148	10.28	51	55	39	18	1				
Pennsauken Dist 16	Total	880	114	12.95	26	38	25	16					
Pennsauken Dist 17	Total	1566	241	15.39	77	90	68	52					
Pennsauken Dist 18	Total	1466	270	18.42	107	109	76	63	2				
Pennsauken Dist 19	Total	805	120	14.91	43	53	41	33					
Pennsauken Dist 20	Total	827	132	15.96	25	39	27	26					
Pennsauken Dist 21	Total	895	148	16.54	46	50	35	31	1				
Pennsauken Dist 22	Total	951	220	23.13	76	80	63	52					
Pennsauken Dist 23	Total	876	171	19.52	68	74	51	34					
Pennsauken Dist 24	Total	728	50	6.87	15	22	22	9	1				
Pennsauken Mail-In Ballot	Total	0	3636	0.00	1729	2115	1481	1331	21				
Pennsauken Provisional	Total	0	336	0.00	127	144	108	85	2				
Pennsauken Emergency Ballots	Total	0	0	0.00									
Pennsauken Early Voting	Total	0	193	0.00	81	97	77	51	1				
Pennsauken Twp	Total	26980	8650	32.06	3437	4092	2930	2406	52				
Total - All Tally Types		26980	8650	32.06	3437	4092	2930	2406	52				
Contest Total		26980	8650	32.06	3437	4092	2930	2406	52				

Local BOE- Pine Hill Boro

		Registered	Ballots Cast	Turnout (%)	Angela COOPER	Angela B. KOSAR	Sharon M. YOUNG	Write-In						
Pine Hill Dist 1	Total	1226	209	17.05	103	96	104	8						
Pine Hill Dist 2	Total	1336	260	19.46	142	125	132	1						
Pine Hill Dist 3	Total	1411	312	22.11	167	165	161	3						
Pine Hill Dist 4	Total	1445	159	11.00	78	64	73	3						
Pine Hill Dist 5	Total	1420	303	21.34	158	161	158	7						
Pine Hill Dist 6	Total	992	94	9.48	52	47	48	1						
Pine Hill Mail-In Ballot	Total	0	1096	0.00	829	831	838	5						
Pine Hill Provisional	Total	0	101	0.00	66	64	64	1						
Pine Hill Emergency Ballots	Total	0	0	0.00										
Pine Hill Early Voting	Total	0	55	0.00	36	34	33							
Pine Hill Borough	Total	7830	2589	33.07	1631	1587	1611	29						
Total - All Tally Types		7830	2589	33.07	1631	1587	1611	29						
Contest Total		7830	2589	33.07	1631	1587	1611	29						

Local BOE- Runnemede Boro

		Registered	Ballots Cast	Turnout (%)	Heather FARRELL	Patricia M. ADAIR	Lisa OBRIEN	Samantha SPAULDING	Write-In					
Runnemede Dist 1	Total	836	165	19.74	64	78	76	65	2					
Runnemede Dist 2	Total	1157	211	18.24	95	87	76	73	1					
Runnemede Dist 3	Total	818	164	20.05	81	65	65	57						
Runnemede Dist 4	Total	962	209	21.73	82	70	73	72	6					
Runnemede Dist 5	Total	1484	259	17.45	135	97	100	86	6					
Runnemede Dist 6	Total	1165	260	22.32	102	116	96	100	1					
Runnemede Mail-In Ballot	Total	0	1099	0.00	492	514	526	461	9					
Runnemede Provisional	Total	0	72	0.00	31	24	24	21						
Runnemede Emergency Ballots	Total	0	0	0.00										
Runnemede Early Voting	Total	0	123	0.00	53	43	53	45	2					
Runnemede Borough	Total	6422	2562	39.89	1135	1094	1089	980	27					
Total - All Tally Types		6422	2562	39.89	1135	1094	1089	980	27					
Contest Total		6422	2562	39.89	1135	1094	1089	980	27					

Local BOE- Somerdale Boro

		Registered	Ballots Cast	Turnout (%)	Kevin M. SMITH	Write-In	Emily Reich	Paul Z. Matthews	Lizmary Perez					
Somerdale Dist 1	Total	1615	351	21.73	122	14								
Somerdale Dist 2	Total	907	201	22.16	86	2	1	2						
Somerdale Dist 3	Total	873	178	20.39	58	3	1							
Somerdale Dist 4	Total	909	210	23.10	69	1	2		2					
Somerdale Mail-In Ballot	Total	0	660	0.00	354	13								
Somerdale Provisional	Total	0	44	0.00	19									
Somerdale Emergency Ballots	Total	0	0	0.00										
Somerdale Early Voting	Total	0	21	0.00	11									
Somerdale Borough	Total	4304	1665	38.68	719	33	4	2	2					
Total - All Tally Types		4304	1665	38.68	719	33	4	2	2					
Contest Total		4304	1665	38.68	719	33	4	2	2					

Local BOE- Stratford Boro

		Registered	Ballots Cast	Turnout (%)	Mandy CONWAY	Melissa CLARK	Write-In	Michael Barakian	Richard B. White	Diana Gonzalez				
Stratford Dist 1	Total	663	183	27.60	94	94	14	6	9	2				
Stratford Dist 2	Total	949	215	22.66	95	95	7	29	6	5				
Stratford Dist 3	Total	973	233	23.95	104	109	3	20	6	5				
Stratford Dist 4	Total	1107	241	21.77	125	121	14	37	19	8				
Stratford Dist 5	Total	804	115	14.30	60	56	2	4						
Stratford Dist 6	Total	940	257	27.34	134	137	16	57	19	4				
Stratford Mail-In Ballot	Total	0	1023	0.00	668	666	99							
Stratford Provisional	Total	0	79	0.00	46	45	22							
Stratford Emergency Ballots	Total	0	0	0.00										
Stratford Early Voting	Total	0	45	0.00	28	27	11							
Stratford Borough	Total	5436	2391	43.98	1354	1350	188	153	59	24				
Total - All Tally Types		5436	2391	43.98	1354	1350	188	153	59	24				
Contest Total		5436	2391	43.98	1354	1350	188	153	59	24				

Local BOE- Voorhees

		Registered	Ballots Cast	Turnout (%)	Tara EDEL	Deborah WELLINGS	Randi STOOPLER	Rachel VAN AKEN	Monica N. WATSON	Write-In			
Voorhees Dist 1	Total	1635	351	21.47	129	129	119	115	126	34			
Voorhees Dist 2	Total	1509	317	21.01	113	109	110	100	114	24			
Voorhees Dist 3	Total	1379	197	14.29	79	86	87	50	55	16			
Voorhees Dist 4	Total	1554	172	11.07	79	68	59	38	45	2			
Voorhees Dist 5	Total	1535	215	14.01	87	84	78	59	83	7			
Voorhees Dist 6	Total	1403	245	17.46	81	73	89	78	92	34			
Voorhees Dist 7	Total	814	140	17.20	42	52	57	67	62	26			
Voorhees Dist 8	Total	1846	246	13.33	88	72	77	62	79	22			
Voorhees Dist 9	Total	1479	275	18.59	92	88	88	91	96	31			
Voorhees Dist 10	Total	1114	192	17.24	68	58	65	68	75	18			
Voorhees Dist 11	Total	1110	219	19.73	84	79	97	70	80	25			
Voorhees Dist 12	Total	1108	197	17.78	81	63	71	44	56	6			
Voorhees Dist 13	Total	1474	214	14.52	68	67	79	74	73	26			
Voorhees Dist 14	Total	1006	185	18.39	75	71	79	54	55	15			
Voorhees Dist 15	Total	1310	199	15.19	73	71	64	78	84	33			
Voorhees Dist 16	Total	939	181	19.28	70	67	85	74	68	27			
Voorhees Dist 17	Total	735	94	12.79	29	24	25	22	26	7			
Voorhees Dist 18	Total	1259	143	11.36	66	61	60	25	33				
Voorhees Dist 19	Total	1080	123	11.39	40	41	38	41	39	10			
Voorhees Mail-In Ballot	Total	0	5247	0.00	1750	1745	1910	2045	2191	553			
Voorhees Provisional	Total	0	423	0.00	150	130	146	121	143	48			
Voorhees Emergency Ballots	Total	0	0	0.00									
Voorhees Early Voting	Total	0	383	0.00	133	126	117	117	129	49			
Voorhees Twp	Total	24289	9958	41.00	3477	3364	3600	3493	3804	1013			
Total - All Tally Types		24289	9958	41.00	3477	3364	3600	3493	3804	1013			
Contest Total		24289	9958	41.00	3477	3364	3600	3493	3804	1013			

Local BOE- Waterford Township

		Registered	Ballots Cast	Turnout (%)	Roe HUNTER	Benjamin DE VUYST	Ehren O'DONNELL	Write-In						
Waterford Dist 1	Total	1322	340	25.72	154	148	159	1						
Waterford Dist 2	Total	1395	319	22.87	163	156	171	11						
Waterford Dist 3	Total	1058	236	22.31	110	110	113	2						
Waterford Dist 4	Total	1003	313	31.21	127	118	116	3						
Waterford Dist 5	Total	1176	251	21.34	134	122	121	1						
Waterford Dist 6	Total	724	197	27.21	97	89	92	5						
Waterford Dist 7	Total	1231	368	29.89	194	181	189	6						
Waterford Dist 8	Total	747	243	32.53	118	120	120	8						
Waterford Mail-In Ballot	Total	0	1457	0.00	852	831	836	33						
Waterford Provisional	Total	0	141	0.00	78	72	76							
Waterford Emergency Ballots	Total	0	0	0.00										
Waterford Early Voting	Total	0	115	0.00	70	71	74							
Waterford Twp	Total	8656	3980	45.98	2097	2018	2067	70						
Total - All Tally Types		8656	3980	45.98	2097	2018	2067	70						
Contest Total		8656	3980	45.98	2097	2018	2067	70						

Local BOE- Winslow Township

		Registered	Ballots Cast	Turnout (%)	Rebecca NIEVES	Cheryl PITTS	Kelly THOMAS	Sarah F. BANGLE	Abena MC CLENDON	Write-In				
Winslow W1 D1	Total	1209	353	29.20	146	103	120	68	80	13				
Winslow W1 D2	Total	1445	324	22.42	166	114	139	70	114	26				
Winslow W1 D3	Total	900	228	25.33	102	92	109	52	101	11				
Winslow W1 D4	Total	1549	340	21.95	147	138	147	71	142	20				
Winslow W1 D5	Total	1403	353	25.16	158	130	149	94	109	10				
Winslow W1 D6	Total	822	162	19.71	73	78	64	25	72	5				
Winslow Ward 1 Mail-In Ballot	Total	0	1400	0.00	728	640	685	451	554	62				
Winslow Ward 1 Provisional	Total	0	140	0.00	63	54	63	32	58	11				
Winslow W1 Emergency Ballots	Total	0	0	0.00										
Winslow W2 D1	Total	1835	278	15.15	137	113	107	46	98	13				
Winslow W2 D2	Total	1076	249	23.14	113	84	79	49	101	23				
Winslow W2 D3	Total	1896	345	18.20	141	97	103	64	102	21				
Winslow W2 D4	Total	1288	339	26.32	159	130	145	71	113	16				
Winslow W2 D5	Total	1033	281	27.20	98	116	120	67	67	8				
Winslow W2 D6	Total	1217	181	14.87	88	81	68	20	70	12				
Winslow Ward 2 Mail-In Ballot	Total	0	1413	0.00	683	651	687	388	618	41				
Winslow Ward 2 Provisional	Total	0	118	0.00	43	45	49	33	46	9				
Winslow W2 Emergency Ballots	Total	0	0	0.00										
Winslow W3 D1	Total	1614	264	16.36	75	142	119	32	141	8				
Winslow W3 D2	Total	1600	184	11.50	60	93	79	16	92	5				
Winslow W3 D3	Total	1447	169	11.68	59	93	78	18	75	9				
Winslow W3 D4	Total	1388	239	17.22	89	117	103	37	83	7				
Winslow W3 D5	Total	1522	256	16.82	110	140	120	39	100	2				
Winslow Ward 3 Mail-In Ballot	Total	0	1061	0.00	441	668	603	233	508	19				
Winslow Ward 3 Provisional	Total	0	94	0.00	34	44	39	12	47	1				
Winslow W3 Emergency Ballots	Total	0	0	0.00										
Winslow W4 D1	Total	898	217	24.16	74	83	84	52	60	7				
Winslow W4 D2	Total	1960	294	15.00	136	145	136	39	104	11				
Winslow W4 D3	Total	2106	364	17.28	165	159	141	59	125	20				
Winslow W4 D4	Total	1450	320	22.07	173	123	123	63	110	41				
Winslow W4 D5	Total	1737	326	18.77	160	141	123	49	117	23				
Winslow Ward 4 Mail-In Ballot	Total	0	1422	0.00	737	700	709	368	649	51				
Winslow Ward 4 Provisional	Total	0	145	0.00	61	62	57	21	53	15				
Winslow W4 Emergency Ballots	Total	0	0	0.00										
Winslow W1 Early Voting	Total	0	95	0.00	48	37	38	33	41	3				
Winslow W2 Early Voting	Total	0	172	0.00	86	74	63	25	75	11				
Winslow W3 Early Voting	Total	0	66	0.00	26	35	28	7	28	3				
Winslow W4 Early Voting	Total	0	103	0.00	39	50	49	31	40	1				
Winslow Twp	Total	31395	12295	39.16	5618	5572	5526	2735	4893	538				
Total - All Tally Types		31395	12295	39.16	5618	5572	5526	2735	4893	538				
Contest Total		31395	12295	39.16	5618	5572	5526	2735	4893	538				

Local BOE UNEX- Woodlynne Boro

		Registered	Ballots Cast	Turnout (%)	Write-In	Clyde Cook	Daniel Patrick Mullarkey	Ethan Graf	Tshara Brickus-Landi				
Woodlynne Dist 1	Total	1013	120	11.85									
Woodlynne Dist 2	Total	830	97	11.69		1	1	1	1				
Woodlynne Mail-In Ballot	Total	0	127	0.00	5								
Woodlynne Provisional	Total	0	11	0.00	1								
Woodlynne Emergency Ballots	Total	0	0	0.00									
Woodlynne Early Voting	Total	0	7	0.00									
Woodlynne Borough	Total	1843	362	19.64	6	1	1	1	1				
Total - All Tally Types		1843	362	19.64	6	1	1	1	1				
Contest Total		1843	362	19.64	6	1	1	1	1				

Local BOE- Woodlynne Boro

		Registered	Ballots Cast	Turnout (%)	Kyle BOWMAN	Samantha KIRBY	Lakisha FONTANEZ	Write-In						
Woodlynne Dist 1	Total	1013	120	11.85	48	46	45	2						
Woodlynne Dist 2	Total	830	97	11.69	39	40	47	2						
Woodlynne Mail-In Ballot	Total	0	127	0.00	76	81	74	9						
Woodlynne Provisional	Total	0	11	0.00	3	2	4							
Woodlynne Emergency Ballots	Total	0	0	0.00										
Woodlynne Early Voting	Total	0	7	0.00	3	4	3							
Woodlynne Borough	Total	1843	362	19.64	169	173	173	13						
Total - All Tally Types		1843	362	19.64	169	173	173	13						
Contest Total		1843	362	19.64	169	173	173	13						

Member Board of Fire Comm- Berlin Twp FD1

		Registered	Ballots Cast	Turnout (%)	Joseph L. BATTEN, JR.	George W. BUNDICK	Write-In						
Berlin Twp Dist 1	Total	1861	187	10.05	107	96	2						
Berlin Twp Dist 2	Total	744	184	24.73	107	93	2						
Berlin Twp Dist 3	Total	686	152	22.16	90	87	2						
Berlin Twp Dist 4	Total	1314	308	23.44	193	189	2						
Berlin Twp Mail-In Ballot	Total	0	1047	0.00	761	762	9						
Berlin Twp Provisional	Total	0	71	0.00	43	40							
Berlin Twp Emergency Ballots	Total	0	0	0.00									
Berlin Twp Early Voting	Total	0	36	0.00	24	22							
Berlin Township	Total	4605	1985	43.11	1325	1289	17						
Total - All Tally Types		4605	1985	43.11	1325	1289	17						
Contest Total		4605	1985	43.11	1325	1289	17						

Member Board of Fire Comm FD13-Cherry Hill UNEX

		Registered	Ballots Cast	Turnout (%)	Ryan DORAN	Danny ELMORE	David M. GORENBERG	Write-In						
Cherry Hill Dist 1	Total	1165	316	27.12	91	57	35	1						
Cherry Hill Dist 2	Total	1396	231	16.55	83	34	28	1						
Cherry Hill Dist 3	Total	1291	233	18.05	73	48	31	2						
Cherry Hill Dist 4	Total	1447	255	17.62	75	42	44							
Cherry Hill Dist 5	Total	1316	303	23.02	81	52	43							
Cherry Hill Dist 6	Total	1002	184	18.36	47	20	32	1						
Cherry Hill Dist 7	Total	1177	251	21.33	55	32	73	1						
Cherry Hill Dist 8	Total	1142	193	16.90	51	41	29							
Cherry Hill Dist 9	Total	2141	314	14.67	97	35	53	2						
Cherry Hill Dist 10	Total	880	178	20.23	72	24	31							
Cherry Hill Dist 11	Total	1412	316	22.38	90	76	43							
Cherry Hill Dist 12	Total	1482	264	17.81	86	42	45	1						
Cherry Hill Dist 13	Total	1171	281	24.00	92	46	33	1						
Cherry Hill Dist 14	Total	970	233	24.02	66	36	31	1						
Cherry Hill Dist 15	Total	1361	216	15.87	55	33	52							
Cherry Hill Dist 16	Total	869	125	14.38	31	17	30							
Cherry Hill Dist 17	Total	1391	309	22.21	96	64	44							
Cherry Hill Dist 18	Total	1008	187	18.55	49	33	37							
Cherry Hill Dist 19	Total	1075	237	22.05	68	36	52							
Cherry Hill Dist 20	Total	2314	455	19.66	130	67	68							
Cherry Hill Dist 21	Total	1487	305	20.51	93	54	45							
Cherry Hill Dist 22	Total	1183	307	25.95	104	47	42							
Cherry Hill Dist 23	Total	1676	239	14.26	61	25	61							
Cherry Hill Dist 24	Total	1333	240	18.00	68	46	45							
Cherry Hill Dist 25	Total	1139	242	21.25	80	41	24	1						
Cherry Hill Dist 26	Total	1646	347	21.08	101	47	83							
Cherry Hill Dist 27	Total	1190	194	16.30	54	21	44							
Cherry Hill Dist 28	Total	1415	190	13.43	49	29	50	1						
Cherry Hill Dist 29	Total	1522	310	20.37	131	40	37							
Cherry Hill Dist 30	Total	779	109	13.99	27	10	35							
Cherry Hill Dist 31	Total	1709	266	15.56	75	40	38							
Cherry Hill Dist 32	Total	727	101	13.89	19	9	12							
Cherry Hill Dist 33	Total	1423	300	21.08	86	57	61							
Cherry Hill Dist 34	Total	1322	201	15.20	53	28	46							
Cherry Hill Dist 35	Total	1290	294	22.79	96	61	36							
Cherry Hill Dist 36	Total	1397	171	12.24	35	16	48	1						
Cherry Hill Dist 37	Total	1118	201	17.98	51	26	56							
Cherry Hill Dist 38	Total	952	149	15.65	36	23	37	1						
Cherry Hill Dist 39	Total	1267	201	15.86	64	21	44							
Cherry Hill Dist 40	Total	897	132	14.72	33	22	29							
Cherry Hill Dist 41	Total	1065	150	14.08	40	35	18							
Cherry Hill Dist 42	Total	766	176	22.98	60	33	25							
Cherry Hill Dist 43	Total	989	174	17.59	35	23	55	1						
Cherry Hill Dist 44	Total	1541	189	12.26	45	30	43							
Cherry Hill Dist 45	Total	2111	299	14.16	81	50	64							
Cherry Hill Dist 46	Total	1225	183	14.94	53	21	27							
Cherry Hill Dist 47	Total	1380	199	14.42	47	23	41							
Cherry Hill Dist 48	Total	741	92	12.42	27	12	11							

Member Board of Fire Comm FD13-Cherry Hill UNEX

		Registered	Ballots Cast	Turnout (%)	Ryan DORAN	Danny ELMORE	David M. GORENBERG	Write-In						
Cherry Hill Mail-In Ballot	Total	0	14327	0.00	3845	2410	3450	17						
Cherry Hill Provisional	Total	0	1198	0.00	305	199	225	4						
Cherry Hill Emergency Ballots	Total	0	0	0.00										
Cherry Hill Early Voting	Total	0	443	0.00	113	63	102	2						
Cherry Hill Twp	Total	61300	27010	44.06	7455	4397	5768	39						
Total - All Tally Types		61300	27010	44.06	7455	4397	5768	39						
Contest Total		61300	27010	44.06	7455	4397	5768	39						

Member Board of Fire Comm FD13-Cherry Hill

		Registered	Ballots Cast	Turnout (%)	Denise A. DONAHUE	William P. KELLY	Write-In							
Cherry Hill Dist 1	Total	1165	316	27.12	87	107	1							
Cherry Hill Dist 2	Total	1396	231	16.55	82	67								
Cherry Hill Dist 3	Total	1291	233	18.05	73	76	1							
Cherry Hill Dist 4	Total	1447	255	17.62	83	77								
Cherry Hill Dist 5	Total	1316	303	23.02	107	73								
Cherry Hill Dist 6	Total	1002	184	18.36	38	66	1							
Cherry Hill Dist 7	Total	1177	251	21.33	53	100								
Cherry Hill Dist 8	Total	1142	193	16.90	64	58								
Cherry Hill Dist 9	Total	2141	314	14.67	87	97	1							
Cherry Hill Dist 10	Total	880	178	20.23	59	66								
Cherry Hill Dist 11	Total	1412	316	22.38	89	119								
Cherry Hill Dist 12	Total	1482	264	17.81	89	85	1							
Cherry Hill Dist 13	Total	1171	281	24.00	85	98	1							
Cherry Hill Dist 14	Total	970	233	24.02	69	65	1							
Cherry Hill Dist 15	Total	1361	216	15.87	53	92								
Cherry Hill Dist 16	Total	869	125	14.38	25	51	1							
Cherry Hill Dist 17	Total	1391	309	22.21	93	114								
Cherry Hill Dist 18	Total	1008	187	18.55	58	60								
Cherry Hill Dist 19	Total	1075	237	22.05	70	92								
Cherry Hill Dist 20	Total	2314	455	19.66	127	148								
Cherry Hill Dist 21	Total	1487	305	20.51	90	112								
Cherry Hill Dist 22	Total	1183	307	25.95	83	118								
Cherry Hill Dist 23	Total	1676	239	14.26	60	89								
Cherry Hill Dist 24	Total	1333	240	18.00	88	72								
Cherry Hill Dist 25	Total	1139	242	21.25	59	88	1							
Cherry Hill Dist 26	Total	1646	347	21.08	87	155								
Cherry Hill Dist 27	Total	1190	194	16.30	51	72								
Cherry Hill Dist 28	Total	1415	190	13.43	57	68								
Cherry Hill Dist 29	Total	1522	310	20.37	149	70								
Cherry Hill Dist 30	Total	779	109	13.99	36	41								
Cherry Hill Dist 31	Total	1709	266	15.56	75	74								
Cherry Hill Dist 32	Total	727	101	13.89	18	19								
Cherry Hill Dist 33	Total	1423	300	21.08	87	129								
Cherry Hill Dist 34	Total	1322	201	15.20	52	79								
Cherry Hill Dist 35	Total	1290	294	22.79	92	107								
Cherry Hill Dist 36	Total	1397	171	12.24	46	54								
Cherry Hill Dist 37	Total	1118	201	17.98	63	71								
Cherry Hill Dist 38	Total	952	149	15.65	42	52	1							
Cherry Hill Dist 39	Total	1267	201	15.86	61	63								
Cherry Hill Dist 40	Total	897	132	14.72	41	46								
Cherry Hill Dist 41	Total	1065	150	14.08	46	46								
Cherry Hill Dist 42	Total	766	176	22.98	56	62								
Cherry Hill Dist 43	Total	989	174	17.59	39	81	1							
Cherry Hill Dist 44	Total	1541	189	12.26	62	56								
Cherry Hill Dist 45	Total	2111	299	14.16	82	109								
Cherry Hill Dist 46	Total	1225	183	14.94	51	51	1							
Cherry Hill Dist 47	Total	1380	199	14.42	58	55								
Cherry Hill Dist 48	Total	741	92	12.42	24	27								

Member Board of Fire Comm FD13-Cherry Hill

		Registered	Ballots Cast	Turnout (%)	Denise A. DONAHUE	William P. KELLY	Write-In						
Cherry Hill Mail-In Ballot	Total	0	14327	0.00	5205	4821	13						
Cherry Hill Provisional	Total	0	1198	0.00	386	345	2						
Cherry Hill Emergency Ballots	Total	0	0	0.00									
Cherry Hill Early Voting	Total	0	443	0.00	136	145	2						
Cherry Hill Twp	Total	61300	27010	44.06	8973	9088	29						
Total - All Tally Types		61300	27010	44.06	8973	9088	29						
Contest Total		61300	27010	44.06	8973	9088	29						

Member Board of Fire Comm.-Pine Hill FD1

		Registered	Ballots Cast	Turnout (%)	Thomas E. HASSETT	Kevin WADDINGTON	Write-In							
Pine Hill Dist 1	Total	1226	209	17.05	105	104	1							
Pine Hill Dist 2	Total	1336	260	19.46	145	136	1							
Pine Hill Dist 3	Total	1411	312	22.11	170	169	2							
Pine Hill Dist 4	Total	1445	159	11.00	82	79	4							
Pine Hill Dist 5	Total	1420	303	21.34	155	164	3							
Pine Hill Dist 6	Total	992	94	9.48	46	51								
Pine Hill Mail-In Ballot	Total	0	1096	0.00	852	865	3							
Pine Hill Provisional	Total	0	101	0.00	65	65								
Pine Hill Emergency Ballots	Total	0	0	0.00										
Pine Hill Early Voting	Total	0	55	0.00	40	38								
Pine Hill Borough	Total	7830	2589	33.07	1660	1671	14							
Total - All Tally Types		7830	2589	33.07	1660	1671	14							
Contest Total		7830	2589	33.07	1660	1671	14							

Member Board of Fire CommFD1-Winslow

		Registered	Ballots Cast	Turnout (%)	Robert MASCHKE	Anthony SIROLLI	Write-In						
Winslow W1 D1	Total	1209	353	29.20	144	203	2						
Winslow W1 D2	Total	1445	324	22.42	154	205							
Winslow W1 D3	Total	900	228	25.33	111	142	1						
Winslow W1 D4	Total	1549	340	21.95	180	211							
Winslow W1 D5	Total	1403	353	25.16	167	214	5						
Winslow W1 D6	Total	822	162	19.71	84	89							
Winslow Ward 1 Mail-In Ballot	Total	0	1400	0.00	1035	1107	13						
Winslow Ward 1 Provisional	Total	0	140	0.00	76	97	2						
Winslow W1 Emergency Ballots	Total	0	0	0.00									
Winslow W2 D1	Total	1835	278	15.15	157	161	2						
Winslow W2 D2	Total	1076	249	23.14	130	141	2						
Winslow W2 D3	Total	1896	345	18.20	153	157							
Winslow W2 D4	Total	1288	339	26.32	171	192							
Winslow W2 D5	Total	1033	281	27.20	138	160							
Winslow W2 D6	Total	1217	181	14.87	93	91	1						
Winslow Ward 2 Mail-In Ballot	Total	0	1413	0.00	1040	1059	6						
Winslow Ward 2 Provisional	Total	0	118	0.00	66	73							
Winslow W2 Emergency Ballots	Total	0	0	0.00									
Winslow W3 D1	Total	1614	264	16.36	157	143	1						
Winslow W3 D2	Total	1600	184	11.50	107	97							
Winslow W3 D3	Total	1447	169	11.68	106	87							
Winslow W3 D4	Total	1388	239	17.22	128	128	1						
Winslow W3 D5	Total	1522	256	16.82	153	133							
Winslow Ward 3 Mail-In Ballot	Total	0	1061	0.00	857	862	2						
Winslow Ward 3 Provisional	Total	0	94	0.00	55	52							
Winslow W3 Emergency Ballots	Total	0	0	0.00									
Winslow W4 D1	Total	898	217	24.16	108	115	1						
Winslow W4 D2	Total	1960	294	15.00	178	169							
Winslow W4 D3	Total	2106	364	17.28	201	190							
Winslow W4 D4	Total	1450	320	22.07	191	197	1						
Winslow W4 D5	Total	1737	326	18.77	174	168							
Winslow Ward 4 Mail-In Ballot	Total	0	1422	0.00	1105	1103	6						
Winslow Ward 4 Provisional	Total	0	145	0.00	92	88	2						
Winslow W4 Emergency Ballots	Total	0	0	0.00									
Winslow W1 Early Voting	Total	0	95	0.00	64	67	2						
Winslow W2 Early Voting	Total	0	172	0.00	103	107	2						
Winslow W3 Early Voting	Total	0	66	0.00	34	38							
Winslow W4 Early Voting	Total	0	103	0.00	60	64							
Winslow Twp	Total	31395	12295	39.16	7772	8110	52						
Total - All Tally Types		31395	12295	39.16	7772	8110	52						
Contest Total		31395	12295	39.16	7772	8110	52						

State Question No 1

		Registered	Ballots Cast	Turnout (%)	Yes	No								
Audubon Boro Dist 1	Total	923	240	26.00	80	88								
Audubon Boro Dist 2	Total	688	202	29.36	52	93								
Audubon Boro Dist 3	Total	1076	241	22.40	88	78								
Audubon Boro Dist 4	Total	700	200	28.57	83	62								
Audubon Boro Dist 5	Total	1054	235	22.30	87	92								
Audubon Boro Dist 6	Total	1179	313	26.55	105	115								
Audubon Boro Dist 7	Total	720	209	29.03	71	79								
Audubon Boro Dist 8	Total	948	256	27.00	96	94								
Audubon Boro Mail-In Ballot	Total	0	1418	0.00	408	618								
Audubon Boro Provisional	Total	0	155	0.00	50	63								
Audubon Boro Emergency Ballots	Total	0	0	0.00										
Audubon Boro Early Voting	Total	0	43	0.00	17	26								
Audubon Borough	Total	7288	3512	48.19	1137	1408								
Audubon Park Dist 1	Total	843	234	27.76	90	75								
Audubon Park Mail-In Ballot	Total	0	138	0.00	34	68								
Audubon Park Provisional	Total	0	18	0.00	3	13								
Audubon Park Emergency Ballots	Total	0	0	0.00										
Audubon Park Early Voting	Total	0	2	0.00	1	1								
Audubon Park Borough	Total	843	392	46.50	128	157								
Barrington Dist 1	Total	1256	361	28.74	138	133								
Barrington Dist 2	Total	1002	239	23.85	85	95								
Barrington Dist 3	Total	1172	251	21.42	75	100								
Barrington Dist 4	Total	1515	290	19.14	99	81								
Barrington Dist 5	Total	545	142	26.06	63	47								
Barrington Mail-In Ballot	Total	0	1072	0.00	348	470								
Barrington Provisional	Total	0	80	0.00	26	32								
Barrington Emergency Ballots	Total	0	0	0.00										
Barrington Early Voting	Total	0	43	0.00	19	22								
Barrington Borough	Total	5490	2478	45.14	853	980								
Bellmawr Dist 1	Total	1536	184	11.98	75	63								
Bellmawr Dist 2	Total	1386	276	19.91	121	89								
Bellmawr Dist 3	Total	1311	227	17.32	82	79								
Bellmawr Dist 4	Total	1055	265	25.12	90	81								
Bellmawr Dist 5	Total	1051	185	17.60	64	85								
Bellmawr Dist 6	Total	1287	226	17.56	103	61								
Bellmawr Dist 7	Total	1025	390	38.05	139	148								
Bellmawr Mail-In Ballot	Total	0	1315	0.00	425	543								
Bellmawr Provisional	Total	0	93	0.00	36	33								
Bellmawr Emergency Ballots	Total	0	0	0.00										
Bellmawr Early Voting	Total	0	83	0.00	43	36								
Bellmawr Borough	Total	8651	3244	37.50	1178	1218								

State Question No 1

		Registered	Ballots Cast	Turnout (%)	Yes	No								
Berlin Boro Dist 1	Total	1149	269	23.41	76	87								
Berlin Boro Dist 2	Total	1452	394	27.13	140	164								
Berlin Boro Dist 3	Total	1520	358	23.55	120	106								
Berlin Boro Dist 4	Total	1371	372	27.13	160	132								
Berlin Boro Dist 5	Total	713	190	26.65	69	71								
Berlin Boro Mail-In Ballot	Total	0	1097	0.00	320	472								
Berlin Boro Provisional	Total	0	114	0.00	42	35								
Berlin Boro Emergency Ballots	Total	0	0	0.00										
Berlin Boro Early Voting	Total	0	70	0.00	31	37								
Berlin Borough	Total	6205	2864	46.16	958	1104								
Berlin Twp Dist 1	Total	1861	187	10.05	53	84								
Berlin Twp Dist 2	Total	744	184	24.73	58	77								
Berlin Twp Dist 3	Total	686	152	22.16	36	61								
Berlin Twp Dist 4	Total	1314	308	23.44	103	102								
Berlin Twp Mail-In Ballot	Total	0	1047	0.00	316	431								
Berlin Twp Provisional	Total	0	71	0.00	23	22								
Berlin Twp Emergency Ballots	Total	0	0	0.00										
Berlin Twp Early Voting	Total	0	36	0.00	15	20								
Berlin Township	Total	4605	1985	43.11	604	797								
Brooklawn Dist 1	Total	1388	318	22.91	127	118								
Brooklawn Mail-In Ballot	Total	0	155	0.00	42	77								
Brooklawn Provisional	Total	0	9	0.00	1	4								
Brooklawn Emergency Ballots	Total	0	0	0.00										
Brooklawn Early Voting	Total	0	2	0.00	1	1								
Brooklawn Borough	Total	1388	484	34.87	171	200								
Camden City W1 D1	Total	638	54	8.46	19	11								
Camden City W1 D2	Total	1333	109	8.18	22	17								
Camden City W1 D3	Total	1213	113	9.32	34	30								
Camden City W1 D4	Total	1040	59	5.67	19	9								
Camden City W1 D5	Total	1459	96	6.58	25	20								
Camden City W1 D6	Total	1425	124	8.70	42	23								
Camden City W1 D7	Total	980	41	4.18	16	4								
Camden City W1 D8	Total	965	130	13.47	56	23								
Camden City W1 D9	Total	1587	125	7.88	45	24								
Camden City W1 D10	Total	1208	100	8.28	35	18								
Camden City Ward 1 Mail-In Ballot	Total	0	736	0.00	186	282								
Camden City Ward 1 Provisional	Total	0	93	0.00	21	19								
Camden City W1 Emergency Ballots	Total	0	0	0.00										
Camden City W2 D1	Total	740	77	10.41	26	32								

State Question No 1

		Registered	Ballots Cast	Turnout (%)	Yes	No								
Camden City W2 D2	Total	987	87	8.81	38	31								
Camden City W2 D3	Total	1094	183	16.73	70	44								
Camden City W2 D4	Total	793	57	7.19	25	7								
Camden City W2 D5	Total	913	51	5.59	15	11								
Camden City W2 D6	Total	1644	112	6.81	32	28								
Camden City W2 D7	Total	1143	134	11.72	54	29								
Camden City W2 D8	Total	1798	123	6.84	43	16								
Camden City W2 D9	Total	1747	115	6.58	38	20								
Camden City W2 D10	Total	839	55	6.56	23	9								
Camden City W2 D11	Total	821	65	7.92	18	18								
Camden City Ward 2 Mail-In Ballot	Total	0	949	0.00	262	269								
Camden City Ward 2 Provisional	Total	0	125	0.00	37	23								
Camden City W2 Emergency Ballots	Total	0	0	0.00										
Camden City W3 D1	Total	1120	75	6.70	21	19								
Camden City W3 D2	Total	1449	137	9.45	44	29								
Camden City W3 D3	Total	1039	90	8.66	28	15								
Camden City W3 D4	Total	1167	81	6.94	22	18								
Camden City W3 D5	Total	1038	58	5.59	20	16								
Camden City W3 D6	Total	1166	120	10.29	40	35								
Camden City W3 D7	Total	1234	96	7.78	24	28								
Camden City W3 D8	Total	1347	99	7.35	34	24								
Camden City W3 D9	Total	1538	122	7.93	34	13								
Camden City Ward 3 Mail-In Ballot	Total	0	722	0.00	193	232								
Camden City Ward 3 Provisional	Total	0	101	0.00	20	31								
Camden City W3 Emergency Ballots	Total	0	0	0.00										
Camden City W4 D1	Total	1015	102	10.05	24	26								
Camden City W4 D2	Total	1170	86	7.35	17	8								
Camden City W4 D3	Total	1180	112	9.49	24	10								
Camden City W4 D4	Total	1302	86	6.61	24	22								
Camden City W4 D5	Total	1029	68	6.61	20	9								
Camden City W4 D6	Total	1296	106	8.18	30	26								
Camden City W4 D7	Total	1155	98	8.48	34	23								
Camden City W4 D8	Total	1248	129	10.34	38	34								
Camden City W4 D9	Total	1265	137	10.83	42	27								
Camden City W4 D10	Total	1230	105	8.54	51	32								
Camden City Ward 4 Provisional	Total	0	81	0.00	11	20								
Camden City W4 Mail-In Ballot	Total	0	634	0.00	180	195								
Camden City W4 Emergency Ballots	Total	0	0	0.00										
Camden City W1 Early Voting	Total	0	19	0.00	12	5								
Camden City W2 Early Voting	Total	0	30	0.00	20	8								
Camden City W3 Early Voting	Total	0	21	0.00	14	4								
Camden City W4 Early Voting	Total	0	14	0.00	6	6								
Camden City	Total	47355	7442	15.72	2228	1932								

State Question No 1

		Registered	Ballots Cast	Turnout (%)	Yes	No							
Cherry Hill Dist 1	Total	1165	316	27.12	111	133							
Cherry Hill Dist 2	Total	1396	231	16.55	72	116							
Cherry Hill Dist 3	Total	1291	233	18.05	89	90							
Cherry Hill Dist 4	Total	1447	255	17.62	104	94							
Cherry Hill Dist 5	Total	1316	303	23.02	90	109							
Cherry Hill Dist 6	Total	1002	184	18.36	48	82							
Cherry Hill Dist 7	Total	1177	251	21.33	70	101							
Cherry Hill Dist 8	Total	1142	193	16.90	65	72							
Cherry Hill Dist 9	Total	2141	314	14.67	109	131							
Cherry Hill Dist 10	Total	880	178	20.23	67	73							
Cherry Hill Dist 11	Total	1412	316	22.38	108	121							
Cherry Hill Dist 12	Total	1482	264	17.81	97	109							
Cherry Hill Dist 13	Total	1171	281	24.00	81	117							
Cherry Hill Dist 14	Total	970	233	24.02	70	106							
Cherry Hill Dist 15	Total	1361	216	15.87	69	84							
Cherry Hill Dist 16	Total	869	125	14.38	44	51							
Cherry Hill Dist 17	Total	1391	309	22.21	124	121							
Cherry Hill Dist 18	Total	1008	187	18.55	50	92							
Cherry Hill Dist 19	Total	1075	237	22.05	90	91							
Cherry Hill Dist 20	Total	2314	455	19.66	159	198							
Cherry Hill Dist 21	Total	1487	305	20.51	111	122							
Cherry Hill Dist 22	Total	1183	307	25.95	93	154							
Cherry Hill Dist 23	Total	1676	239	14.26	69	101							
Cherry Hill Dist 24	Total	1333	240	18.00	86	99							
Cherry Hill Dist 25	Total	1139	242	21.25	82	98							
Cherry Hill Dist 26	Total	1646	347	21.08	112	142							
Cherry Hill Dist 27	Total	1190	194	16.30	65	86							
Cherry Hill Dist 28	Total	1415	190	13.43	60	81							
Cherry Hill Dist 29	Total	1522	310	20.37	102	136							
Cherry Hill Dist 30	Total	779	109	13.99	33	46							
Cherry Hill Dist 31	Total	1709	266	15.56	91	95							
Cherry Hill Dist 32	Total	727	101	13.89	28	31							
Cherry Hill Dist 33	Total	1423	300	21.08	110	132							
Cherry Hill Dist 34	Total	1322	201	15.20	84	91							
Cherry Hill Dist 35	Total	1290	294	22.79	98	134							
Cherry Hill Dist 36	Total	1397	171	12.24	68	58							
Cherry Hill Dist 37	Total	1118	201	17.98	75	82							
Cherry Hill Dist 38	Total	952	149	15.65	56	56							
Cherry Hill Dist 39	Total	1267	201	15.86	77	72							
Cherry Hill Dist 40	Total	897	132	14.72	33	65							
Cherry Hill Dist 41	Total	1065	150	14.08	50	68							
Cherry Hill Dist 42	Total	766	176	22.98	64	76							
Cherry Hill Dist 43	Total	989	174	17.59	58	67							
Cherry Hill Dist 44	Total	1541	189	12.26	43	88							
Cherry Hill Dist 45	Total	2111	299	14.16	106	134							
Cherry Hill Dist 46	Total	1225	183	14.94	59	79							
Cherry Hill Dist 47	Total	1380	199	14.42	79	76							
Cherry Hill Dist 48	Total	741	92	12.42	27	38							
Cherry Hill Mail-In Ballot	Total	0	14327	0.00	3756	6418							
Cherry Hill Provisional	Total	0	1198	0.00	356	421							

State Question No 1

		Registered	Ballots Cast	Turnout (%)	Yes	No							
Cherry Hill Emergency Ballots	Total	0	0	0.00									
Cherry Hill Early Voting	Total	0	443	0.00	164	247							
Cherry Hill Twp	Total	61300	27010	44.06	8012	11684							
Chesilhurst Dist 1	Total	1275	235	18.43	93	79							
Chesilhurst Mail-In Ballot	Total	0	186	0.00	49	88							
Chesilhurst Provisional	Total	0	16	0.00	5	6							
Chesilhurst Emergency Ballots	Total	0	0	0.00									
Chesilhurst Early Voting	Total	0	15	0.00	2	12							
Chesilhurst Borough	Total	1275	452	35.45	149	185							
Clementon Dist 1	Total	1232	198	16.07	82	70							
Clementon Dist 2	Total	1113	198	17.79	70	81							
Clementon Dist 3	Total	1446	242	16.74	91	105							
Clementon Mail-In Ballot	Total	0	535	0.00	183	214							
Clementon Provisional	Total	0	42	0.00	8	21							
Clementon Emergency Ballots	Total	0	0	0.00									
Clementon Early Voting	Total	0	22	0.00	7	14							
Clementon Borough	Total	3791	1237	32.63	441	505							
Collingswood Dist 1	Total	765	197	25.75	51	105							
Collingswood Dist 2	Total	1134	307	27.07	96	144							
Collingswood Dist 3	Total	702	127	18.09	53	44							
Collingswood Dist 4	Total	1052	232	22.05	93	96							
Collingswood Dist 5	Total	1185	100	8.44	41	18							
Collingswood Dist 6	Total	788	214	27.16	74	99							
Collingswood Dist 7	Total	1044	260	24.90	91	109							
Collingswood Dist 8	Total	889	195	21.93	67	91							
Collingswood Dist 9	Total	1480	290	19.59	113	117							
Collingswood Dist 10	Total	915	241	26.34	90	112							
Collingswood Dist 11	Total	1042	204	19.58	74	87							
Collingswood Dist 12	Total	690	155	22.46	56	64							
Collingswood Mail-In Ballot	Total	0	2328	0.00	602	1093							
Collingswood Provisional	Total	0	198	0.00	55	79							
Collingswood Emergency Ballots	Total	0	0	0.00									
Collingswood Early Voting	Total	0	168	0.00	68	91							
Collingswood Borough	Total	11686	5216	44.63	1624	2349							
Gibbsboro Dist 1	Total	1000	225	22.50	93	78							
Gibbsboro Dist 2	Total	899	205	22.80	79	68							
Gibbsboro Mail-In Ballot	Total	0	368	0.00	115	168							
Gibbsboro Provisional	Total	0	35	0.00	13	12							
Gibbsboro Emergency Ballots	Total	0	0	0.00									

State Question No 1

		Registered	Ballots Cast	Turnout (%)	Yes	No								
Gibbsboro Early Voting	Total	0	12	0.00	3	8								
Gibbsboro Borough	Total	1899	845	44.50	303	334								
Gloucester City W1 D1	Total	1052	113	10.74	52	30								
Gloucester City W1 D2	Total	817	199	24.36	96	62								
Gloucester City W1 D3	Total	721	181	25.10	74	58								
Gloucester City Ward 1 Mail-In Ballot	Total	0	303	0.00	102	133								
Gloucester City Ward 1 Provisional	Total	0	29	0.00	9	8								
Gloucester City W1 Emergency Ballots	Total	0	0	0.00										
Gloucester City W2 D1	Total	822	109	13.26	45	40								
Gloucester City W2 D2	Total	913	231	25.30	102	69								
Gloucester City W2 D3	Total	1033	255	24.69	119	66								
Gloucester City Ward 2 Mail-In Ballot	Total	0	412	0.00	138	162								
Gloucester City Ward 2 Provisional	Total	0	40	0.00	10	14								
Gloucester City W2 Emergency Ballots	Total	0	0	0.00										
Gloucester City W3 D1	Total	1240	188	15.16	82	61								
Gloucester City W3 D2	Total	1167	223	19.11	94	80								
Gloucester City Ward 3 Mail-In Ballot	Total	0	285	0.00	89	115								
Gloucester City Ward 3 Provisional	Total	0	16	0.00	5	6								
Gloucester City W3 Emergency Ballots	Total	0	0	0.00										
Gloucester City W1 Early Voting	Total	0	12	0.00	4	8								
Gloucester City W2 Early Voting	Total	0	8	0.00	4	4								
Gloucester City W3 Early Voting	Total	0	7	0.00	5	2								
Gloucester City	Total	7765	2611	33.63	1030	918								
Gloucester Twp Dist 1	Total	798	216	27.07	68	76								
Gloucester Twp Dist 2	Total	865	216	24.97	93	69								
Gloucester Twp Dist 3	Total	862	180	20.88	61	82								
Gloucester Twp Dist 4	Total	1207	318	26.35	109	111								
Gloucester Twp Dist 5	Total	1492	287	19.24	120	108								
Gloucester Twp Dist 6	Total	1682	285	16.94	112	102								
Gloucester Twp Dist 7	Total	1246	343	27.53	133	129								
Gloucester Twp Dist 8	Total	1284	213	16.59	70	82								
Gloucester Twp Dist 9	Total	1442	329	22.82	146	102								
Gloucester Twp Dist 10	Total	1055	234	22.18	84	96								
Gloucester Twp Dist 11	Total	1126	295	26.20	112	120								
Gloucester Twp Dist 12	Total	1284	347	27.02	130	134								
Gloucester Twp Dist 13	Total	1831	257	14.04	106	89								
Gloucester Twp Dist 14	Total	1382	221	15.99	96	68								

State Question No 1

		Registered	Ballots Cast	Turnout (%)	Yes	No							
Gloucester Twp Dist 15	Total	1495	376	25.15	148	145							
Gloucester Twp Dist 16	Total	1224	304	24.84	115	118							
Gloucester Twp Dist 17	Total	2462	280	11.37	114	96							
Gloucester Twp Dist 18	Total	1695	302	17.82	108	106							
Gloucester Twp Dist 19	Total	1571	313	19.92	138	105							
Gloucester Twp Dist 20	Total	1399	304	21.73	111	107							
Gloucester Twp Dist 21	Total	838	174	20.76	59	64							
Gloucester Twp Dist 22	Total	1011	186	18.40	77	73							
Gloucester Twp Dist 23	Total	1431	255	17.82	109	74							
Gloucester Twp Dist 24	Total	1341	299	22.30	107	121							
Gloucester Twp Dist 25	Total	1245	292	23.45	103	132							
Gloucester Twp Dist 26	Total	1015	272	26.80	103	118							
Gloucester Twp Dist 27	Total	1099	274	24.93	104	106							
Gloucester Twp Dist 28	Total	1341	196	14.62	64	63							
Gloucester Twp Dist 29	Total	1470	325	22.11	151	103							
Gloucester Twp Dist 30	Total	1601	332	20.74	109	129							
Gloucester Twp Dist 31	Total	1064	216	20.30	92	74							
Gloucester Twp Dist 32	Total	1366	296	21.67	117	117							
Gloucester Twp Dist 33	Total	1468	273	18.60	111	87							
Gloucester Twp Dist 34	Total	1034	189	18.28	82	58							
Gloucester Twp Dist 35	Total	1779	368	20.69	159	118							
Gloucester Twp Dist 36	Total	1007	256	25.42	101	108							
Gloucester Twp Dist 37	Total	657	66	10.05	29	23							
Gloucester Twp Dist 38	Total	792	139	17.55	62	44							
Gloucester Twp Dist 39	Total	686	130	18.95	41	58							
Gloucester Twp Dist 40	Total	1283	243	18.94	104	89							
Gloucester Twp Mail-In Ballot	Total	0	9035	0.00	2695	3728							
Gloucester Twp Provisional	Total	0	809	0.00	266	299							
Gloucester Twp Emergency Ballots	Total	0	0	0.00									
Gloucester Twp Early Voting	Total	0	478	0.00	210	239							
Gloucester Twp	Total	50930	20723	40.69	7229	8070							
Haddon Twp Dist 1	Total	1092	254	23.26	100	104							
Haddon Twp Dist 2	Total	724	162	22.38	65	63							
Haddon Twp Dist 3	Total	1239	358	28.89	117	163							
Haddon Twp Dist 4	Total	779	206	26.44	89	82							
Haddon Twp Dist 5	Total	590	142	24.07	58	54							
Haddon Twp Dist 6	Total	785	209	26.62	86	76							
Haddon Twp Dist 7	Total	740	233	31.49	89	87							
Haddon Twp Dist 8	Total	1018	181	17.78	60	81							
Haddon Twp Dist 9	Total	651	160	24.58	62	61							
Haddon Twp Dist 10	Total	789	224	28.39	88	66							
Haddon Twp Dist 11	Total	990	242	24.44	86	105							
Haddon Twp Dist 12	Total	1450	335	23.10	115	150							
Haddon Twp Dist 13	Total	735	192	26.12	63	74							
Haddon Twp Dist 14	Total	744	190	25.54	62	74							
Haddon Twp Dist 15	Total	736	178	24.18	61	66							
Haddon Twp Mail-In Ballot	Total	0	2891	0.00	794	1354							

State Question No 1

		Registered	Ballots Cast	Turnout (%)	Yes	No							
Haddon Twp Provisional	Total	0	233	0.00	77	81							
Haddon Twp Emergency Ballots	Total	0	0	0.00									
Haddon Twp Early Voting	Total	0	114	0.00	40	71							
Haddon Twp	Total	13062	6504	49.79	2112	2812							
Haddonfield Dist 1	Total	1301	247	18.99	86	108							
Haddonfield Dist 2	Total	1480	265	17.91	63	134							
Haddonfield Dist 3	Total	1051	217	20.65	74	95							
Haddonfield Dist 4	Total	838	155	18.50	53	64							
Haddonfield Dist 5	Total	726	146	20.11	47	59							
Haddonfield Dist 6	Total	1035	248	23.96	78	112							
Haddonfield Dist 7	Total	997	187	18.76	72	67							
Haddonfield Dist 8	Total	1097	232	21.15	77	99							
Haddonfield Dist 9	Total	1248	265	21.23	93	119							
Haddonfield Dist 10	Total	894	181	20.25	50	85							
Haddonfield Mail-In Ballot	Total	0	2977	0.00	789	1422							
Haddonfield Provisional	Total	0	222	0.00	65	89							
Haddonfield Emergency Ballots	Total	0	0	0.00									
Haddonfield Early Voting	Total	0	121	0.00	51	63							
Haddonfield Borough	Total	10667	5463	51.21	1598	2516							
Haddon Heights Dist 1	Total	821	195	23.75	65	102							
Haddon Heights Dist 2	Total	734	160	21.80	54	76							
Haddon Heights Dist 3	Total	1129	293	25.95	101	135							
Haddon Heights Dist 4	Total	701	146	20.83	47	75							
Haddon Heights Dist 5	Total	1007	270	26.81	105	115							
Haddon Heights Dist 6	Total	1057	282	26.68	87	140							
Haddon Heights Dist 7	Total	1063	265	24.93	96	111							
Haddon Heights Mail-In Ballot	Total	0	1588	0.00	446	779							
Haddon Heights Provisional	Total	0	152	0.00	48	64							
Haddon Heights Emergency Ballots	Total	0	0	0.00									
Haddon Heights Early Voting	Total	0	71	0.00	28	40							
Haddon Heights Borough	Total	6512	3422	52.55	1077	1637							
Hi-Nella Dist 1	Total	703	138	19.63	63	49							
Hi Nella Mail-In Ballot	Total	0	84	0.00	26	40							
Hi Nella Provisional	Total	0	7	0.00	5	2							
Hi Nella Emergency Ballots	Total	0	0	0.00									
Hi-Nella Early Voting	Total	0	1	0.00		1							
Hi-Nella Borough	Total	703	230	32.72	94	92							
Laurel Springs Dist 1	Total	855	163	19.06	60	71							

State Question No 1

		Registered	Ballots Cast	Turnout (%)	Yes	No								
Laurel Springs Dist 2	Total	774	233	30.10	90	84								
Laurel Springs Mail-In Ballot	Total	0	279	0.00	88	128								
Laurel Springs Provisional	Total	0	28	0.00	16	7								
Laurel Springs Emergency Ballots	Total	0	0	0.00										
Laurel Springs Early Voting	Total	0	6	0.00	2	4								
Laurel Springs Borough	Total	1629	709	43.52	256	294								
Lawnside Dist 1	Total	1261	255	20.22	91	67								
Lawnside Dist 2	Total	1297	267	20.59	90	74								
Lawnside Mail-In Ballot	Total	0	461	0.00	110	194								
Lawnside Provisional	Total	0	45	0.00	8	13								
Lawnside Emergency Ballots	Total	0	0	0.00										
Lawnside Early Voting	Total	0	17	0.00	5	11								
Lawnside Borough	Total	2558	1045	40.85	304	359								
Lindenwold Dist 1	Total	1428	217	15.20	72	78								
Lindenwold Dist 2	Total	1382	231	16.71	83	76								
Lindenwold Dist 3	Total	1037	230	22.18	79	88								
Lindenwold Dist 4	Total	1838	243	13.22	90	94								
Lindenwold Dist 5	Total	1251	83	6.63	32	24								
Lindenwold Dist 6	Total	1476	206	13.96	91	56								
Lindenwold Dist 7	Total	964	74	7.68	28	21								
Lindenwold Dist 8	Total	1602	196	12.23	77	62								
Lindenwold Dist 9	Total	892	135	15.13	59	46								
Lindenwold Mail-In Ballot	Total	0	1586	0.00	473	687								
Lindenwold Provisional	Total	0	115	0.00	35	44								
Lindenwold Emergency Ballots	Total	0	0	0.00										
Lindenwold Early Voting	Total	0	60	0.00	26	31								
Lindenwold Borough	Total	11870	3376	28.44	1145	1307								
Magnolia Dist 1	Total	945	193	20.42	85	66								
Magnolia Dist 2	Total	744	164	22.04	54	66								
Magnolia Dist 3	Total	864	182	21.06	76	68								
Magnolia Dist 4	Total	927	234	25.24	88	100								
Magnolia Mail-In Ballot	Total	0	492	0.00	142	209								
Magnolia Provisional	Total	0	50	0.00	16	17								
Magnolia Emergency Ballots	Total	0	0	0.00										
Magnolia Early Voting	Total	0	20	0.00	8	11								
Magnolia Borough	Total	3480	1335	38.36	469	537								
Merchantville Dist 1	Total	1295	255	19.69	80	109								
Merchantville Dist 2	Total	856	201	23.48	81	56								
Merchantville Dist 3	Total	897	141	15.72	44	64								

State Question No 1

		Registered	Ballots Cast	Turnout (%)	Yes	No								
Merchantville Mail-In Ballot	Total	0	524	0.00	132	260								
Merchantville Provisional	Total	0	43	0.00	14	22								
Merchantville Emergency Ballots	Total	0	0	0.00										
Merchantville Early Voting	Total	0	70	0.00	32	35								
Merchantville Borough	Total	3048	1234	40.49	383	546								
Mt Ephraim Dist 1	Total	855	217	25.38	75	76								
Mt Ephraim Dist 2	Total	987	263	26.65	89	98								
Mt Ephraim Dist 3	Total	961	240	24.97	70	81								
Mt Ephraim Dist 4	Total	928	215	23.17	68	76								
Mt. Ephraim Mail-In Ballot	Total	0	601	0.00	189	253								
Mt. Ephraim Provisional	Total	0	50	0.00	22	9								
Mt. Ephraim Emergency Ballots	Total	0	0	0.00										
Mt Ephraim Early Voting	Total	0	25	0.00	12	13								
Mount Ephraim Borough	Total	3731	1611	43.18	525	606								
Oaklyn Dist 1	Total	765	219	28.63	78	97								
Oaklyn Dist 2	Total	946	216	22.83	91	82								
Oaklyn Dist 3	Total	816	212	25.98	81	66								
Oaklyn Dist 4	Total	793	229	28.88	86	99								
Oaklyn Mail-In Ballot	Total	0	584	0.00	178	260								
Oaklyn Provisional	Total	0	62	0.00	13	33								
Oaklyn Emergency Ballots	Total	0	0	0.00										
Oaklyn Early Voting	Total	0	27	0.00	13	13								
Oaklyn Borough	Total	3320	1549	46.66	540	650								
Pennsauken Dist 1	Total	1204	157	13.04	58	43								
Pennsauken Dist 2	Total	1614	233	14.44	82	78								
Pennsauken Dist 3	Total	1133	224	19.77	73	95								
Pennsauken Dist 4	Total	1584	199	12.56	64	63								
Pennsauken Dist 5	Total	827	190	22.97	79	79								
Pennsauken Dist 6	Total	1330	268	20.15	115	67								
Pennsauken Dist 7	Total	1505	193	12.82	76	51								
Pennsauken Dist 8	Total	1066	180	16.89	70	73								
Pennsauken Dist 9	Total	1047	144	13.75	55	58								
Pennsauken Dist 10	Total	976	202	20.70	70	88								
Pennsauken Dist 11	Total	1124	273	24.29	114	99								
Pennsauken Dist 12	Total	975	173	17.74	61	53								
Pennsauken Dist 13	Total	979	189	19.31	58	95								
Pennsauken Dist 14	Total	1183	246	20.79	92	81								
Pennsauken Dist 15	Total	1439	148	10.28	61	36								
Pennsauken Dist 16	Total	880	114	12.95	40	32								
Pennsauken Dist 17	Total	1566	241	15.39	97	76								
Pennsauken Dist 18	Total	1466	270	18.42	101	104								

State Question No 1

		Registered	Ballots Cast	Turnout (%)	Yes	No							
Pennsauken Dist 19	Total	805	120	14.91	48	39							
Pennsauken Dist 20	Total	827	132	15.96	51	39							
Pennsauken Dist 21	Total	895	148	16.54	36	48							
Pennsauken Dist 22	Total	951	220	23.13	85	77							
Pennsauken Dist 23	Total	876	171	19.52	55	79							
Pennsauken Dist 24	Total	728	50	6.87	17	13							
Pennsauken Mail-In Ballot	Total	0	3636	0.00	1024	1589							
Pennsauken Provisional	Total	0	336	0.00	95	126							
Pennsauken Emergency Ballots	Total	0	0	0.00									
Pennsauken Early Voting	Total	0	193	0.00	68	116							
Pennsauken Twp	Total	26980	8650	32.06	2845	3397							
Pine Hill Dist 1	Total	1226	209	17.05	93	65							
Pine Hill Dist 2	Total	1336	260	19.46	104	98							
Pine Hill Dist 3	Total	1411	312	22.11	104	136							
Pine Hill Dist 4	Total	1445	159	11.00	54	49							
Pine Hill Dist 5	Total	1420	303	21.34	90	122							
Pine Hill Dist 6	Total	992	94	9.48	33	27							
Pine Hill Mail-In Ballot	Total	0	1096	0.00	371	420							
Pine Hill Provisional	Total	0	101	0.00	35	37							
Pine Hill Emergency Ballots	Total	0	0	0.00									
Pine Hill Early Voting	Total	0	55	0.00	26	27							
Pine Hill Borough	Total	7830	2589	33.07	910	981							
Pine Valley Dist 1	Total	14	0	0.00									
Pine Valley Mail-In Ballot	Total	0	8	0.00	2	2							
Pine Valley Provisional	Total	0	0	0.00									
Pine Valley Emergency Ballots	Total	0	0	0.00									
Pine Valley Early Voting	Total	0	0	0.00									
Pine Valley Borough	Total	14	8	57.14	2	2							
Runnemede Dist 1	Total	836	165	19.74	64	57							
Runnemede Dist 2	Total	1157	211	18.24	70	77							
Runnemede Dist 3	Total	818	164	20.05	67	56							
Runnemede Dist 4	Total	962	209	21.73	81	58							
Runnemede Dist 5	Total	1484	259	17.45	85	103							
Runnemede Dist 6	Total	1165	260	22.32	103	74							
Runnemede Mail-In Ballot	Total	0	1099	0.00	303	496							
Runnemede Provisional	Total	0	72	0.00	14	28							
Runnemede Emergency Ballots	Total	0	0	0.00									
Runnemede Early Voting	Total	0	123	0.00	58	60							
Runnemede Borough	Total	6422	2562	39.89	845	1009							

State Question No 1

		Registered	Ballots Cast	Turnout (%)	Yes	No								
Somerdale Dist 1	Total	1615	351	21.73	148	102								
Somerdale Dist 2	Total	907	201	22.16	79	59								
Somerdale Dist 3	Total	873	178	20.39	66	47								
Somerdale Dist 4	Total	909	210	23.10	74	67								
Somerdale Mail-In Ballot	Total	0	660	0.00	190	277								
Somerdale Provisional	Total	0	44	0.00	14	13								
Somerdale Emergency Ballots	Total	0	0	0.00										
Somerdale Early Voting	Total	0	21	0.00	9	12								
Somerdale Borough	Total	4304	1665	38.68	580	577								
Stratford Dist 1	Total	663	183	27.60	59	64								
Stratford Dist 2	Total	949	215	22.66	79	69								
Stratford Dist 3	Total	973	233	23.95	82	86								
Stratford Dist 4	Total	1107	241	21.77	92	91								
Stratford Dist 5	Total	804	115	14.30	39	49								
Stratford Dist 6	Total	940	257	27.34	87	92								
Stratford Mail-In Ballot	Total	0	1023	0.00	341	428								
Stratford Provisional	Total	0	79	0.00	27	26								
Stratford Emergency Ballots	Total	0	0	0.00										
Stratford Early Voting	Total	0	45	0.00	14	27								
Stratford Borough	Total	5436	2391	43.98	820	932								
Tavistock Dist 1	Total	9	0	0.00										
Tavistock Mail-In Ballot	Total	0	5	0.00	1	1								
Tavistock Provisional	Total	0	0	0.00										
Tavistock Emergency Ballots	Total	0	0	0.00										
Tavistock Early Voting	Total	0	0	0.00										
Tavistock Borough	Total	9	5	55.56	1	1								
Voorhees Dist 1	Total	1635	351	21.47	122	123								
Voorhees Dist 2	Total	1509	317	21.01	85	129								
Voorhees Dist 3	Total	1379	197	14.29	57	64								
Voorhees Dist 4	Total	1554	172	11.07	59	54								
Voorhees Dist 5	Total	1535	215	14.01	85	57								
Voorhees Dist 6	Total	1403	245	17.46	74	95								
Voorhees Dist 7	Total	814	140	17.20	49	56								
Voorhees Dist 8	Total	1846	246	13.33	98	74								
Voorhees Dist 9	Total	1479	275	18.59	91	98								
Voorhees Dist 10	Total	1114	192	17.24	61	73								
Voorhees Dist 11	Total	1110	219	19.73	79	93								
Voorhees Dist 12	Total	1108	197	17.78	68	78								
Voorhees Dist 13	Total	1474	214	14.52	71	62								
Voorhees Dist 14	Total	1006	185	18.39	56	65								
Voorhees Dist 15	Total	1310	199	15.19	71	66								
Voorhees Dist 16	Total	939	181	19.28	48	53								

State Question No 1

		Registered	Ballots Cast	Turnout (%)	Yes	No								
Voorhees Dist 17	Total	735	94	12.79	22	50								
Voorhees Dist 18	Total	1259	143	11.36	54	51								
Voorhees Dist 19	Total	1080	123	11.39	43	39								
Voorhees Mail-In Ballot	Total	0	5247	0.00	1492	2208								
Voorhees Provisional	Total	0	423	0.00	134	142								
Voorhees Emergency Ballots	Total	0	0	0.00										
Voorhees Early Voting	Total	0	383	0.00	154	194								
Voorhees Twp	Total	24289	9958	41.00	3073	3924								
Waterford Dist 1	Total	1322	340	25.72	125	141								
Waterford Dist 2	Total	1395	319	22.87	127	131								
Waterford Dist 3	Total	1058	236	22.31	83	84								
Waterford Dist 4	Total	1003	313	31.21	103	134								
Waterford Dist 5	Total	1176	251	21.34	112	89								
Waterford Dist 6	Total	724	197	27.21	86	67								
Waterford Dist 7	Total	1231	368	29.89	150	149								
Waterford Dist 8	Total	747	243	32.53	83	109								
Waterford Mail-In Ballot	Total	0	1457	0.00	427	678								
Waterford Provisional	Total	0	141	0.00	48	43								
Waterford Emergency Ballots	Total	0	0	0.00										
Waterford Early Voting	Total	0	115	0.00	57	54								
Waterford Twp	Total	8656	3980	45.98	1401	1679								
Winslow W1 D1	Total	1209	353	29.20	100	149								
Winslow W1 D2	Total	1445	324	22.42	95	154								
Winslow W1 D3	Total	900	228	25.33	77	107								
Winslow W1 D4	Total	1549	340	21.95	116	144								
Winslow W1 D5	Total	1403	353	25.16	125	142								
Winslow W1 D6	Total	822	162	19.71	57	60								
Winslow Ward 1 Mail-In Ballot	Total	0	1400	0.00	433	620								
Winslow Ward 1 Provisional	Total	0	140	0.00	41	57								
Winslow W1 Emergency Ballots	Total	0	0	0.00										
Winslow W2 D1	Total	1835	278	15.15	116	98								
Winslow W2 D2	Total	1076	249	23.14	85	104								
Winslow W2 D3	Total	1896	345	18.20	132	134								
Winslow W2 D4	Total	1288	339	26.32	144	125								
Winslow W2 D5	Total	1033	281	27.20	85	135								
Winslow W2 D6	Total	1217	181	14.87	71	46								
Winslow Ward 2 Mail-In Ballot	Total	0	1413	0.00	388	669								
Winslow Ward 2 Provisional	Total	0	118	0.00	29	47								
Winslow W2 Emergency Ballots	Total	0	0	0.00										
Winslow W3 D1	Total	1614	264	16.36	99	80								
Winslow W3 D2	Total	1600	184	11.50	70	49								
Winslow W3 D3	Total	1447	169	11.68	59	50								
Winslow W3 D4	Total	1388	239	17.22	82	90								
Winslow W3 D5	Total	1522	256	16.82	95	96								

State Question No 1

		Registered	Ballots Cast	Turnout (%)	Yes	No							
Winslow Ward 3 Mail-In Ballot	Total	0	1061	0.00	292	441							
Winslow Ward 3 Provisional	Total	0	94	0.00	26	28							
Winslow W3 Emergency Ballots	Total	0	0	0.00									
Winslow W4 D1	Total	898	217	24.16	60	102							
Winslow W4 D2	Total	1960	294	15.00	112	115							
Winslow W4 D3	Total	2106	364	17.28	148	137							
Winslow W4 D4	Total	1450	320	22.07	112	115							
Winslow W4 D5	Total	1737	326	18.77	111	116							
Winslow Ward 4 Mail-In Ballot	Total	0	1422	0.00	402	618							
Winslow Ward 4 Provisional	Total	0	145	0.00	57	38							
Winslow W4 Emergency Ballots	Total	0	0	0.00									
Winslow W1 Early Voting	Total	0	95	0.00	33	58							
Winslow W2 Early Voting	Total	0	172	0.00	69	92							
Winslow W3 Early Voting	Total	0	66	0.00	24	35							
Winslow W4 Early Voting	Total	0	103	0.00	34	61							
Winslow Twp	Total	31395	12295	39.16	3979	5112							
Woodlynne Dist 1	Total	1013	120	11.85	39	27							
Woodlynne Dist 2	Total	830	97	11.69	28	30							
Woodlynne Mail-In Ballot	Total	0	127	0.00	34	53							
Woodlynne Provisional	Total	0	11	0.00	5	5							
Woodlynne Emergency Ballots	Total	0	0	0.00									
Woodlynne Early Voting	Total	0	7	0.00	4	2							
Woodlynne Borough	Total	1843	362	19.64	110	117							
Total - All Tally Types		398229	151438	38.03	49114	60928							
Contest Total		398229	151438	38.03	49114	60928							

State Question No 2

		Registered	Ballots Cast	Turnout (%)	Yes	No							
Audubon Boro Dist 1	Total	923	240	26.00	121	47							
Audubon Boro Dist 2	Total	688	202	29.36	93	50							
Audubon Boro Dist 3	Total	1076	241	22.40	115	45							
Audubon Boro Dist 4	Total	700	200	28.57	92	52							
Audubon Boro Dist 5	Total	1054	235	22.30	133	49							
Audubon Boro Dist 6	Total	1179	313	26.55	148	65							
Audubon Boro Dist 7	Total	720	209	29.03	107	42							
Audubon Boro Dist 8	Total	948	256	27.00	131	58							
Audubon Boro Mail-In Ballot	Total	0	1418	0.00	739	299							
Audubon Boro Provisional	Total	0	155	0.00	69	41							
Audubon Boro Emergency Ballots	Total	0	0	0.00									
Audubon Boro Early Voting	Total	0	43	0.00	20	22							
Audubon Borough	Total	7288	3512	48.19	1768	770							
Audubon Park Dist 1	Total	843	234	27.76	123	40							
Audubon Park Mail-In Ballot	Total	0	138	0.00	69	29							
Audubon Park Provisional	Total	0	18	0.00	11	5							
Audubon Park Emergency Ballots	Total	0	0	0.00									
Audubon Park Early Voting	Total	0	2	0.00		2							
Audubon Park Borough	Total	843	392	46.50	203	76							
Barrington Dist 1	Total	1256	361	28.74	187	84							
Barrington Dist 2	Total	1002	239	23.85	126	49							
Barrington Dist 3	Total	1172	251	21.42	114	60							
Barrington Dist 4	Total	1515	290	19.14	131	45							
Barrington Dist 5	Total	545	142	26.06	80	31							
Barrington Mail-In Ballot	Total	0	1072	0.00	598	221							
Barrington Provisional	Total	0	80	0.00	35	20							
Barrington Emergency Ballots	Total	0	0	0.00									
Barrington Early Voting	Total	0	43	0.00	31	11							
Barrington Borough	Total	5490	2478	45.14	1302	521							
Bellmawr Dist 1	Total	1536	184	11.98	87	54							
Bellmawr Dist 2	Total	1386	276	19.91	145	64							
Bellmawr Dist 3	Total	1311	227	17.32	96	63							
Bellmawr Dist 4	Total	1055	265	25.12	115	55							
Bellmawr Dist 5	Total	1051	185	17.60	94	55							
Bellmawr Dist 6	Total	1287	226	17.56	127	36							
Bellmawr Dist 7	Total	1025	390	38.05	186	97							
Bellmawr Mail-In Ballot	Total	0	1315	0.00	666	305							
Bellmawr Provisional	Total	0	93	0.00	49	21							
Bellmawr Emergency Ballots	Total	0	0	0.00									
Bellmawr Early Voting	Total	0	83	0.00	59	19							
Bellmawr Borough	Total	8651	3244	37.50	1624	769							

State Question No 2

		Registered	Ballots Cast	Turnout (%)	Yes	No								
Berlin Boro Dist 1	Total	1149	269	23.41	103	57								
Berlin Boro Dist 2	Total	1452	394	27.13	200	101								
Berlin Boro Dist 3	Total	1520	358	23.55	148	75								
Berlin Boro Dist 4	Total	1371	372	27.13	208	75								
Berlin Boro Dist 5	Total	713	190	26.65	93	49								
Berlin Boro Mail-In Ballot	Total	0	1097	0.00	570	220								
Berlin Boro Provisional	Total	0	114	0.00	56	20								
Berlin Boro Emergency Ballots	Total	0	0	0.00										
Berlin Boro Early Voting	Total	0	70	0.00	37	29								
Berlin Borough	Total	6205	2864	46.16	1415	626								
Berlin Twp Dist 1	Total	1861	187	10.05	82	54								
Berlin Twp Dist 2	Total	744	184	24.73	84	50								
Berlin Twp Dist 3	Total	686	152	22.16	63	32								
Berlin Twp Dist 4	Total	1314	308	23.44	143	59								
Berlin Twp Mail-In Ballot	Total	0	1047	0.00	502	243								
Berlin Twp Provisional	Total	0	71	0.00	30	14								
Berlin Twp Emergency Ballots	Total	0	0	0.00										
Berlin Twp Early Voting	Total	0	36	0.00	22	13								
Berlin Township	Total	4605	1985	43.11	926	465								
Brooklawn Dist 1	Total	1388	318	22.91	168	72								
Brooklawn Mail-In Ballot	Total	0	155	0.00	91	29								
Brooklawn Provisional	Total	0	9	0.00	1	4								
Brooklawn Emergency Ballots	Total	0	0	0.00										
Brooklawn Early Voting	Total	0	2	0.00	1	1								
Brooklawn Borough	Total	1388	484	34.87	261	106								
Camden City W1 D1	Total	638	54	8.46	17	8								
Camden City W1 D2	Total	1333	109	8.18	31	8								
Camden City W1 D3	Total	1213	113	9.32	45	22								
Camden City W1 D4	Total	1040	59	5.67	18	7								
Camden City W1 D5	Total	1459	96	6.58	31	13								
Camden City W1 D6	Total	1425	124	8.70	43	19								
Camden City W1 D7	Total	980	41	4.18	13	4								
Camden City W1 D8	Total	965	130	13.47	60	15								
Camden City W1 D9	Total	1587	125	7.88	45	14								
Camden City W1 D10	Total	1208	100	8.28	37	11								
Camden City Ward 1 Mail-In Ballot	Total	0	736	0.00	300	157								
Camden City Ward 1 Provisional	Total	0	93	0.00	31	12								
Camden City W1 Emergency Ballots	Total	0	0	0.00										
Camden City W2 D1	Total	740	77	10.41	38	18								

State Question No 2

		Registered	Ballots Cast	Turnout (%)	Yes	No								
Camden City W2 D2	Total	987	87	8.81	52	16								
Camden City W2 D3	Total	1094	183	16.73	81	24								
Camden City W2 D4	Total	793	57	7.19	22	6								
Camden City W2 D5	Total	913	51	5.59	22	3								
Camden City W2 D6	Total	1644	112	6.81	37	20								
Camden City W2 D7	Total	1143	134	11.72	50	26								
Camden City W2 D8	Total	1798	123	6.84	50	9								
Camden City W2 D9	Total	1747	115	6.58	48	8								
Camden City W2 D10	Total	839	55	6.56	20	9								
Camden City W2 D11	Total	821	65	7.92	17	16								
Camden City Ward 2 Mail-In Ballot	Total	0	949	0.00	374	159								
Camden City Ward 2 Provisional	Total	0	125	0.00	42	16								
Camden City W2 Emergency Ballots	Total	0	0	0.00										
Camden City W3 D1	Total	1120	75	6.70	28	10								
Camden City W3 D2	Total	1449	137	9.45	57	16								
Camden City W3 D3	Total	1039	90	8.66	21	12								
Camden City W3 D4	Total	1167	81	6.94	31	7								
Camden City W3 D5	Total	1038	58	5.59	18	14								
Camden City W3 D6	Total	1166	120	10.29	50	18								
Camden City W3 D7	Total	1234	96	7.78	32	16								
Camden City W3 D8	Total	1347	99	7.35	46	12								
Camden City W3 D9	Total	1538	122	7.93	33	12								
Camden City Ward 3 Mail-In Ballot	Total	0	722	0.00	296	131								
Camden City Ward 3 Provisional	Total	0	101	0.00	34	16								
Camden City W3 Emergency Ballots	Total	0	0	0.00										
Camden City W4 D1	Total	1015	102	10.05	37	12								
Camden City W4 D2	Total	1170	86	7.35	16	6								
Camden City W4 D3	Total	1180	112	9.49	19	7								
Camden City W4 D4	Total	1302	86	6.61	32	12								
Camden City W4 D5	Total	1029	68	6.61	20	6								
Camden City W4 D6	Total	1296	106	8.18	30	20								
Camden City W4 D7	Total	1155	98	8.48	42	9								
Camden City W4 D8	Total	1248	129	10.34	39	29								
Camden City W4 D9	Total	1265	137	10.83	46	16								
Camden City W4 D10	Total	1230	105	8.54	58	21								
Camden City Ward 4 Provisional	Total	0	81	0.00	19	14								
Camden City W4 Mail-In Ballot	Total	0	634	0.00	265	114								
Camden City W4 Emergency Ballots	Total	0	0	0.00										
Camden City W1 Early Voting	Total	0	19	0.00	15	2								
Camden City W2 Early Voting	Total	0	30	0.00	23	4								
Camden City W3 Early Voting	Total	0	21	0.00	15	3								
Camden City W4 Early Voting	Total	0	14	0.00	10	2								
Camden City	Total	47355	7442	15.72	2856	1161								

State Question No 2

		Registered	Ballots Cast	Turnout (%)	Yes	No							
Cherry Hill Dist 1	Total	1165	316	27.12	144	99							
Cherry Hill Dist 2	Total	1396	231	16.55	114	72							
Cherry Hill Dist 3	Total	1291	233	18.05	123	54							
Cherry Hill Dist 4	Total	1447	255	17.62	130	65							
Cherry Hill Dist 5	Total	1316	303	23.02	120	75							
Cherry Hill Dist 6	Total	1002	184	18.36	73	57							
Cherry Hill Dist 7	Total	1177	251	21.33	109	58							
Cherry Hill Dist 8	Total	1142	193	16.90	99	38							
Cherry Hill Dist 9	Total	2141	314	14.67	154	85							
Cherry Hill Dist 10	Total	880	178	20.23	103	33							
Cherry Hill Dist 11	Total	1412	316	22.38	148	81							
Cherry Hill Dist 12	Total	1482	264	17.81	139	61							
Cherry Hill Dist 13	Total	1171	281	24.00	126	69							
Cherry Hill Dist 14	Total	970	233	24.02	119	58							
Cherry Hill Dist 15	Total	1361	216	15.87	96	57							
Cherry Hill Dist 16	Total	869	125	14.38	67	28							
Cherry Hill Dist 17	Total	1391	309	22.21	164	77							
Cherry Hill Dist 18	Total	1008	187	18.55	92	52							
Cherry Hill Dist 19	Total	1075	237	22.05	133	44							
Cherry Hill Dist 20	Total	2314	455	19.66	257	97							
Cherry Hill Dist 21	Total	1487	305	20.51	155	77							
Cherry Hill Dist 22	Total	1183	307	25.95	158	86							
Cherry Hill Dist 23	Total	1676	239	14.26	102	62							
Cherry Hill Dist 24	Total	1333	240	18.00	116	66							
Cherry Hill Dist 25	Total	1139	242	21.25	111	64							
Cherry Hill Dist 26	Total	1646	347	21.08	182	67							
Cherry Hill Dist 27	Total	1190	194	16.30	95	51							
Cherry Hill Dist 28	Total	1415	190	13.43	91	46							
Cherry Hill Dist 29	Total	1522	310	20.37	161	76							
Cherry Hill Dist 30	Total	779	109	13.99	60	19							
Cherry Hill Dist 31	Total	1709	266	15.56	127	55							
Cherry Hill Dist 32	Total	727	101	13.89	30	25							
Cherry Hill Dist 33	Total	1423	300	21.08	160	80							
Cherry Hill Dist 34	Total	1322	201	15.20	124	51							
Cherry Hill Dist 35	Total	1290	294	22.79	148	84							
Cherry Hill Dist 36	Total	1397	171	12.24	86	41							
Cherry Hill Dist 37	Total	1118	201	17.98	108	46							
Cherry Hill Dist 38	Total	952	149	15.65	80	31							
Cherry Hill Dist 39	Total	1267	201	15.86	98	50							
Cherry Hill Dist 40	Total	897	132	14.72	61	39							
Cherry Hill Dist 41	Total	1065	150	14.08	75	42							
Cherry Hill Dist 42	Total	766	176	22.98	98	41							
Cherry Hill Dist 43	Total	989	174	17.59	85	39							
Cherry Hill Dist 44	Total	1541	189	12.26	76	53							
Cherry Hill Dist 45	Total	2111	299	14.16	139	92							
Cherry Hill Dist 46	Total	1225	183	14.94	89	46							
Cherry Hill Dist 47	Total	1380	199	14.42	111	42							
Cherry Hill Dist 48	Total	741	92	12.42	44	22							
Cherry Hill Mail-In Ballot	Total	0	14327	0.00	6724	3432							
Cherry Hill Provisional	Total	0	1198	0.00	516	257							

State Question No 2

		Registered	Ballots Cast	Turnout (%)	Yes	No							
Cherry Hill Emergency Ballots	Total	0	0	0.00									
Cherry Hill Early Voting	Total	0	443	0.00	244	164							
Cherry Hill Twp	Total	61300	27010	44.06	12964	6606							
Chesilhurst Dist 1	Total	1275	235	18.43	104	63							
Chesilhurst Mail-In Ballot	Total	0	186	0.00	88	49							
Chesilhurst Provisional	Total	0	16	0.00	12	1							
Chesilhurst Emergency Ballots	Total	0	0	0.00									
Chesilhurst Early Voting	Total	0	15	0.00	7	7							
Chesilhurst Borough	Total	1275	452	35.45	211	120							
Clementon Dist 1	Total	1232	198	16.07	102	44							
Clementon Dist 2	Total	1113	198	17.79	91	57							
Clementon Dist 3	Total	1446	242	16.74	133	58							
Clementon Mail-In Ballot	Total	0	535	0.00	272	120							
Clementon Provisional	Total	0	42	0.00	12	16							
Clementon Emergency Ballots	Total	0	0	0.00									
Clementon Early Voting	Total	0	22	0.00	13	8							
Clementon Borough	Total	3791	1237	32.63	623	303							
Collingswood Dist 1	Total	765	197	25.75	108	48							
Collingswood Dist 2	Total	1134	307	27.07	163	74							
Collingswood Dist 3	Total	702	127	18.09	74	22							
Collingswood Dist 4	Total	1052	232	22.05	144	44							
Collingswood Dist 5	Total	1185	100	8.44	43	11							
Collingswood Dist 6	Total	788	214	27.16	112	55							
Collingswood Dist 7	Total	1044	260	24.90	142	59							
Collingswood Dist 8	Total	889	195	21.93	103	53							
Collingswood Dist 9	Total	1480	290	19.59	163	65							
Collingswood Dist 10	Total	915	241	26.34	150	45							
Collingswood Dist 11	Total	1042	204	19.58	110	52							
Collingswood Dist 12	Total	690	155	22.46	84	34							
Collingswood Mail-In Ballot	Total	0	2328	0.00	1199	488							
Collingswood Provisional	Total	0	198	0.00	91	39							
Collingswood Emergency Ballots	Total	0	0	0.00									
Collingswood Early Voting	Total	0	168	0.00	120	38							
Collingswood Borough	Total	11686	5216	44.63	2806	1127							
Gibbsboro Dist 1	Total	1000	225	22.50	111	59							
Gibbsboro Dist 2	Total	899	205	22.80	103	41							
Gibbsboro Mail-In Ballot	Total	0	368	0.00	195	87							
Gibbsboro Provisional	Total	0	35	0.00	19	5							
Gibbsboro Emergency Ballots	Total	0	0	0.00									

State Question No 2

		Registered	Ballots Cast	Turnout (%)	Yes	No								
Gibbsboro Early Voting	Total	0	12	0.00	9	2								
Gibbsboro Borough	Total	1899	845	44.50	437	194								
Gloucester City W1 D1	Total	1052	113	10.74	69	16								
Gloucester City W1 D2	Total	817	199	24.36	113	42								
Gloucester City W1 D3	Total	721	181	25.10	90	39								
Gloucester City Ward 1 Mail-In Ballot	Total	0	303	0.00	171	60								
Gloucester City Ward 1 Provisional	Total	0	29	0.00	14	4								
Gloucester City W1 Emergency Ballots	Total	0	0	0.00										
Gloucester City W2 D1	Total	822	109	13.26	55	28								
Gloucester City W2 D2	Total	913	231	25.30	134	33								
Gloucester City W2 D3	Total	1033	255	24.69	149	34								
Gloucester City Ward 2 Mail-In Ballot	Total	0	412	0.00	231	69								
Gloucester City Ward 2 Provisional	Total	0	40	0.00	19	5								
Gloucester City W2 Emergency Ballots	Total	0	0	0.00										
Gloucester City W3 D1	Total	1240	188	15.16	103	38								
Gloucester City W3 D2	Total	1167	223	19.11	115	57								
Gloucester City Ward 3 Mail-In Ballot	Total	0	285	0.00	147	54								
Gloucester City Ward 3 Provisional	Total	0	16	0.00	8	2								
Gloucester City W3 Emergency Ballots	Total	0	0	0.00										
Gloucester City W1 Early Voting	Total	0	12	0.00	7	5								
Gloucester City W2 Early Voting	Total	0	8	0.00	5	3								
Gloucester City W3 Early Voting	Total	0	7	0.00	6	1								
Gloucester City	Total	7765	2611	33.63	1436	490								
Gloucester Twp Dist 1	Total	798	216	27.07	89	55								
Gloucester Twp Dist 2	Total	865	216	24.97	111	46								
Gloucester Twp Dist 3	Total	862	180	20.88	91	51								
Gloucester Twp Dist 4	Total	1207	318	26.35	153	67								
Gloucester Twp Dist 5	Total	1492	287	19.24	158	62								
Gloucester Twp Dist 6	Total	1682	285	16.94	145	65								
Gloucester Twp Dist 7	Total	1246	343	27.53	196	63								
Gloucester Twp Dist 8	Total	1284	213	16.59	114	34								
Gloucester Twp Dist 9	Total	1442	329	22.82	182	65								
Gloucester Twp Dist 10	Total	1055	234	22.18	114	64								
Gloucester Twp Dist 11	Total	1126	295	26.20	161	70								
Gloucester Twp Dist 12	Total	1284	347	27.02	169	90								
Gloucester Twp Dist 13	Total	1831	257	14.04	129	63								
Gloucester Twp Dist 14	Total	1382	221	15.99	118	42								

State Question No 2

		Registered	Ballots Cast	Turnout (%)	Yes	No								
Gloucester Twp Dist 15	Total	1495	376	25.15	202	84								
Gloucester Twp Dist 16	Total	1224	304	24.84	159	68								
Gloucester Twp Dist 17	Total	2462	280	11.37	156	51								
Gloucester Twp Dist 18	Total	1695	302	17.82	143	70								
Gloucester Twp Dist 19	Total	1571	313	19.92	168	69								
Gloucester Twp Dist 20	Total	1399	304	21.73	146	66								
Gloucester Twp Dist 21	Total	838	174	20.76	85	35								
Gloucester Twp Dist 22	Total	1011	186	18.40	99	51								
Gloucester Twp Dist 23	Total	1431	255	17.82	126	47								
Gloucester Twp Dist 24	Total	1341	299	22.30	157	67								
Gloucester Twp Dist 25	Total	1245	292	23.45	155	79								
Gloucester Twp Dist 26	Total	1015	272	26.80	153	68								
Gloucester Twp Dist 27	Total	1099	274	24.93	145	61								
Gloucester Twp Dist 28	Total	1341	196	14.62	88	34								
Gloucester Twp Dist 29	Total	1470	325	22.11	186	64								
Gloucester Twp Dist 30	Total	1601	332	20.74	158	82								
Gloucester Twp Dist 31	Total	1064	216	20.30	118	46								
Gloucester Twp Dist 32	Total	1366	296	21.67	154	77								
Gloucester Twp Dist 33	Total	1468	273	18.60	148	44								
Gloucester Twp Dist 34	Total	1034	189	18.28	102	30								
Gloucester Twp Dist 35	Total	1779	368	20.69	200	72								
Gloucester Twp Dist 36	Total	1007	256	25.42	143	66								
Gloucester Twp Dist 37	Total	657	66	10.05	38	13								
Gloucester Twp Dist 38	Total	792	139	17.55	81	24								
Gloucester Twp Dist 39	Total	686	130	18.95	74	24								
Gloucester Twp Dist 40	Total	1283	243	18.94	122	66								
Gloucester Twp Mail-In Ballot	Total	0	9035	0.00	4391	2023								
Gloucester Twp Provisional	Total	0	809	0.00	384	173								
Gloucester Twp Emergency Ballots	Total	0	0	0.00										
Gloucester Twp Early Voting	Total	0	478	0.00	300	147								
Gloucester Twp	Total	50930	20723	40.69	10511	4638								
Haddon Twp Dist 1	Total	1092	254	23.26	145	59								
Haddon Twp Dist 2	Total	724	162	22.38	91	35								
Haddon Twp Dist 3	Total	1239	358	28.89	192	83								
Haddon Twp Dist 4	Total	779	206	26.44	126	42								
Haddon Twp Dist 5	Total	590	142	24.07	79	32								
Haddon Twp Dist 6	Total	785	209	26.62	111	48								
Haddon Twp Dist 7	Total	740	233	31.49	127	47								
Haddon Twp Dist 8	Total	1018	181	17.78	104	36								
Haddon Twp Dist 9	Total	651	160	24.58	88	32								
Haddon Twp Dist 10	Total	789	224	28.39	121	32								
Haddon Twp Dist 11	Total	990	242	24.44	136	55								
Haddon Twp Dist 12	Total	1450	335	23.10	173	86								
Haddon Twp Dist 13	Total	735	192	26.12	88	49								
Haddon Twp Dist 14	Total	744	190	25.54	97	39								
Haddon Twp Dist 15	Total	736	178	24.18	85	44								
Haddon Twp Mail-In Ballot	Total	0	2891	0.00	1451	694								

State Question No 2

		Registered	Ballots Cast	Turnout (%)	Yes	No								
Haddon Twp Provisional	Total	0	233	0.00	116	44								
Haddon Twp Emergency Ballots	Total	0	0	0.00										
Haddon Twp Early Voting	Total	0	114	0.00	68	41								
Haddon Twp	Total	13062	6504	49.79	3398	1498								
Haddonfield Dist 1	Total	1301	247	18.99	140	55								
Haddonfield Dist 2	Total	1480	265	17.91	118	76								
Haddonfield Dist 3	Total	1051	217	20.65	121	47								
Haddonfield Dist 4	Total	838	155	18.50	82	35								
Haddonfield Dist 5	Total	726	146	20.11	65	40								
Haddonfield Dist 6	Total	1035	248	23.96	121	67								
Haddonfield Dist 7	Total	997	187	18.76	105	29								
Haddonfield Dist 8	Total	1097	232	21.15	120	51								
Haddonfield Dist 9	Total	1248	265	21.23	143	63								
Haddonfield Dist 10	Total	894	181	20.25	81	51								
Haddonfield Mail-In Ballot	Total	0	2977	0.00	1503	714								
Haddonfield Provisional	Total	0	222	0.00	102	51								
Haddonfield Emergency Ballots	Total	0	0	0.00										
Haddonfield Early Voting	Total	0	121	0.00	77	38								
Haddonfield Borough	Total	10667	5463	51.21	2778	1317								
Haddon Heights Dist 1	Total	821	195	23.75	105	57								
Haddon Heights Dist 2	Total	734	160	21.80	85	45								
Haddon Heights Dist 3	Total	1129	293	25.95	142	94								
Haddon Heights Dist 4	Total	701	146	20.83	78	44								
Haddon Heights Dist 5	Total	1007	270	26.81	154	66								
Haddon Heights Dist 6	Total	1057	282	26.68	157	69								
Haddon Heights Dist 7	Total	1063	265	24.93	141	64								
Haddon Heights Mail-In Ballot	Total	0	1588	0.00	810	411								
Haddon Heights Provisional	Total	0	152	0.00	81	26								
Haddon Heights Emergency Ballots	Total	0	0	0.00										
Haddon Heights Early Voting	Total	0	71	0.00	44	23								
Haddon Heights Borough	Total	6512	3422	52.55	1797	899								
Hi-Nella Dist 1	Total	703	138	19.63	82	28								
Hi Nella Mail-In Ballot	Total	0	84	0.00	44	23								
Hi Nella Provisional	Total	0	7	0.00	5	2								
Hi Nella Emergency Ballots	Total	0	0	0.00										
Hi-Nella Early Voting	Total	0	1	0.00		1								
Hi-Nella Borough	Total	703	230	32.72	131	54								
Laurel Springs Dist 1	Total	855	163	19.06	75	51								

State Question No 2

		Registered	Ballots Cast	Turnout (%)	Yes	No								
Laurel Springs Dist 2	Total	774	233	30.10	125	45								
Laurel Springs Mail-In Ballot	Total	0	279	0.00	136	81								
Laurel Springs Provisional	Total	0	28	0.00	17	5								
Laurel Springs Emergency Ballots	Total	0	0	0.00										
Laurel Springs Early Voting	Total	0	6	0.00	2	4								
Laurel Springs Borough	Total	1629	709	43.52	355	186								
Lawnside Dist 1	Total	1261	255	20.22	108	43								
Lawnside Dist 2	Total	1297	267	20.59	114	46								
Lawnside Mail-In Ballot	Total	0	461	0.00	211	94								
Lawnside Provisional	Total	0	45	0.00	17	6								
Lawnside Emergency Ballots	Total	0	0	0.00										
Lawnside Early Voting	Total	0	17	0.00	12	4								
Lawnside Borough	Total	2558	1045	40.85	462	193								
Lindenwold Dist 1	Total	1428	217	15.20	92	53								
Lindenwold Dist 2	Total	1382	231	16.71	123	34								
Lindenwold Dist 3	Total	1037	230	22.18	99	66								
Lindenwold Dist 4	Total	1838	243	13.22	130	50								
Lindenwold Dist 5	Total	1251	83	6.63	34	17								
Lindenwold Dist 6	Total	1476	206	13.96	98	34								
Lindenwold Dist 7	Total	964	74	7.68	38	8								
Lindenwold Dist 8	Total	1602	196	12.23	98	37								
Lindenwold Dist 9	Total	892	135	15.13	69	34								
Lindenwold Mail-In Ballot	Total	0	1586	0.00	792	360								
Lindenwold Provisional	Total	0	115	0.00	50	30								
Lindenwold Emergency Ballots	Total	0	0	0.00										
Lindenwold Early Voting	Total	0	60	0.00	41	17								
Lindenwold Borough	Total	11870	3376	28.44	1664	740								
Magnolia Dist 1	Total	945	193	20.42	114	34								
Magnolia Dist 2	Total	744	164	22.04	80	38								
Magnolia Dist 3	Total	864	182	21.06	105	38								
Magnolia Dist 4	Total	927	234	25.24	138	50								
Magnolia Mail-In Ballot	Total	0	492	0.00	255	97								
Magnolia Provisional	Total	0	50	0.00	21	11								
Magnolia Emergency Ballots	Total	0	0	0.00										
Magnolia Early Voting	Total	0	20	0.00	11	7								
Magnolia Borough	Total	3480	1335	38.36	724	275								
Merchantville Dist 1	Total	1295	255	19.69	134	54								
Merchantville Dist 2	Total	856	201	23.48	102	35								
Merchantville Dist 3	Total	897	141	15.72	69	37								

State Question No 2

		Registered	Ballots Cast	Turnout (%)	Yes	No							
Merchantville Mail-In Ballot	Total	0	524	0.00	268	125							
Merchantville Provisional	Total	0	43	0.00	22	13							
Merchantville Emergency Ballots	Total	0	0	0.00									
Merchantville Early Voting	Total	0	70	0.00	51	16							
Merchantville Borough	Total	3048	1234	40.49	646	280							
Mt Ephraim Dist 1	Total	855	217	25.38	100	50							
Mt Ephraim Dist 2	Total	987	263	26.65	128	56							
Mt Ephraim Dist 3	Total	961	240	24.97	102	50							
Mt Ephraim Dist 4	Total	928	215	23.17	100	42							
Mt. Ephraim Mail-In Ballot	Total	0	601	0.00	319	128							
Mt. Ephraim Provisional	Total	0	50	0.00	19	9							
Mt. Ephraim Emergency Ballots	Total	0	0	0.00									
Mt Ephraim Early Voting	Total	0	25	0.00	19	6							
Mount Ephraim Borough	Total	3731	1611	43.18	787	341							
Oaklyn Dist 1	Total	765	219	28.63	126	45							
Oaklyn Dist 2	Total	946	216	22.83	125	46							
Oaklyn Dist 3	Total	816	212	25.98	112	32							
Oaklyn Dist 4	Total	793	229	28.88	146	39							
Oaklyn Mail-In Ballot	Total	0	584	0.00	336	97							
Oaklyn Provisional	Total	0	62	0.00	34	10							
Oaklyn Emergency Ballots	Total	0	0	0.00									
Oaklyn Early Voting	Total	0	27	0.00	20	6							
Oaklyn Borough	Total	3320	1549	46.66	899	275							
Pennsauken Dist 1	Total	1204	157	13.04	76	20							
Pennsauken Dist 2	Total	1614	233	14.44	108	42							
Pennsauken Dist 3	Total	1133	224	19.77	103	62							
Pennsauken Dist 4	Total	1584	199	12.56	84	37							
Pennsauken Dist 5	Total	827	190	22.97	107	48							
Pennsauken Dist 6	Total	1330	268	20.15	130	43							
Pennsauken Dist 7	Total	1505	193	12.82	88	35							
Pennsauken Dist 8	Total	1066	180	16.89	102	37							
Pennsauken Dist 9	Total	1047	144	13.75	63	45							
Pennsauken Dist 10	Total	976	202	20.70	96	53							
Pennsauken Dist 11	Total	1124	273	24.29	134	71							
Pennsauken Dist 12	Total	975	173	17.74	84	25							
Pennsauken Dist 13	Total	979	189	19.31	84	65							
Pennsauken Dist 14	Total	1183	246	20.79	124	45							
Pennsauken Dist 15	Total	1439	148	10.28	66	27							
Pennsauken Dist 16	Total	880	114	12.95	42	26							
Pennsauken Dist 17	Total	1566	241	15.39	113	51							
Pennsauken Dist 18	Total	1466	270	18.42	144	56							

State Question No 2

		Registered	Ballots Cast	Turnout (%)	Yes	No							
Pennsauken Dist 19	Total	805	120	14.91	62	24							
Pennsauken Dist 20	Total	827	132	15.96	52	28							
Pennsauken Dist 21	Total	895	148	16.54	49	26							
Pennsauken Dist 22	Total	951	220	23.13	110	43							
Pennsauken Dist 23	Total	876	171	19.52	70	55							
Pennsauken Dist 24	Total	728	50	6.87	21	9							
Pennsauken Mail-In Ballot	Total	0	3636	0.00	1783	827							
Pennsauken Provisional	Total	0	336	0.00	144	78							
Pennsauken Emergency Ballots	Total	0	0	0.00									
Pennsauken Early Voting	Total	0	193	0.00	108	71							
Pennsauken Twp	Total	26980	8650	32.06	4147	1949							
Pine Hill Dist 1	Total	1226	209	17.05	117	35							
Pine Hill Dist 2	Total	1336	260	19.46	140	59							
Pine Hill Dist 3	Total	1411	312	22.11	156	84							
Pine Hill Dist 4	Total	1445	159	11.00	70	27							
Pine Hill Dist 5	Total	1420	303	21.34	140	69							
Pine Hill Dist 6	Total	992	94	9.48	41	19							
Pine Hill Mail-In Ballot	Total	0	1096	0.00	577	211							
Pine Hill Provisional	Total	0	101	0.00	48	23							
Pine Hill Emergency Ballots	Total	0	0	0.00									
Pine Hill Early Voting	Total	0	55	0.00	38	15							
Pine Hill Borough	Total	7830	2589	33.07	1327	542							
Pine Valley Dist 1	Total	14	0	0.00									
Pine Valley Mail-In Ballot	Total	0	8	0.00	3	1							
Pine Valley Provisional	Total	0	0	0.00									
Pine Valley Emergency Ballots	Total	0	0	0.00									
Pine Valley Early Voting	Total	0	0	0.00									
Pine Valley Borough	Total	14	8	57.14	3	1							
Runnemede Dist 1	Total	836	165	19.74	84	33							
Runnemede Dist 2	Total	1157	211	18.24	89	55							
Runnemede Dist 3	Total	818	164	20.05	78	41							
Runnemede Dist 4	Total	962	209	21.73	102	37							
Runnemede Dist 5	Total	1484	259	17.45	127	57							
Runnemede Dist 6	Total	1165	260	22.32	125	52							
Runnemede Mail-In Ballot	Total	0	1099	0.00	532	263							
Runnemede Provisional	Total	0	72	0.00	29	13							
Runnemede Emergency Ballots	Total	0	0	0.00									
Runnemede Early Voting	Total	0	123	0.00	87	30							
Runnemede Borough	Total	6422	2562	39.89	1253	581							

State Question No 2

		Registered	Ballots Cast	Turnout (%)	Yes	No							
Somerdale Dist 1	Total	1615	351	21.73	174	69							
Somerdale Dist 2	Total	907	201	22.16	97	40							
Somerdale Dist 3	Total	873	178	20.39	80	31							
Somerdale Dist 4	Total	909	210	23.10	104	32							
Somerdale Mail-In Ballot	Total	0	660	0.00	320	142							
Somerdale Provisional	Total	0	44	0.00	19	7							
Somerdale Emergency Ballots	Total	0	0	0.00									
Somerdale Early Voting	Total	0	21	0.00	16	5							
Somerdale Borough	Total	4304	1665	38.68	810	326							
Stratford Dist 1	Total	663	183	27.60	77	45							
Stratford Dist 2	Total	949	215	22.66	102	44							
Stratford Dist 3	Total	973	233	23.95	115	53							
Stratford Dist 4	Total	1107	241	21.77	118	63							
Stratford Dist 5	Total	804	115	14.30	61	25							
Stratford Dist 6	Total	940	257	27.34	127	48							
Stratford Mail-In Ballot	Total	0	1023	0.00	532	223							
Stratford Provisional	Total	0	79	0.00	41	12							
Stratford Emergency Ballots	Total	0	0	0.00									
Stratford Early Voting	Total	0	45	0.00	28	13							
Stratford Borough	Total	5436	2391	43.98	1201	526							
Tavistock Dist 1	Total	9	0	0.00									
Tavistock Mail-In Ballot	Total	0	5	0.00	2	1							
Tavistock Provisional	Total	0	0	0.00									
Tavistock Emergency Ballots	Total	0	0	0.00									
Tavistock Early Voting	Total	0	0	0.00									
Tavistock Borough	Total	9	5	55.56	2	1							
Voorhees Dist 1	Total	1635	351	21.47	165	82							
Voorhees Dist 2	Total	1509	317	21.01	142	71							
Voorhees Dist 3	Total	1379	197	14.29	86	33							
Voorhees Dist 4	Total	1554	172	11.07	78	31							
Voorhees Dist 5	Total	1535	215	14.01	110	31							
Voorhees Dist 6	Total	1403	245	17.46	108	57							
Voorhees Dist 7	Total	814	140	17.20	64	41							
Voorhees Dist 8	Total	1846	246	13.33	120	49							
Voorhees Dist 9	Total	1479	275	18.59	122	64							
Voorhees Dist 10	Total	1114	192	17.24	76	53							
Voorhees Dist 11	Total	1110	219	19.73	113	56							
Voorhees Dist 12	Total	1108	197	17.78	89	54							
Voorhees Dist 13	Total	1474	214	14.52	86	43							
Voorhees Dist 14	Total	1006	185	18.39	74	44							
Voorhees Dist 15	Total	1310	199	15.19	104	35							
Voorhees Dist 16	Total	939	181	19.28	65	36							

State Question No 2

		Registered	Ballots Cast	Turnout (%)	Yes	No							
Voorhees Dist 17	Total	735	94	12.79	44	27							
Voorhees Dist 18	Total	1259	143	11.36	67	35							
Voorhees Dist 19	Total	1080	123	11.39	56	26							
Voorhees Mail-In Ballot	Total	0	5247	0.00	2517	1169							
Voorhees Provisional	Total	0	423	0.00	191	79							
Voorhees Emergency Ballots	Total	0	0	0.00									
Voorhees Early Voting	Total	0	383	0.00	234	112							
Voorhees Twp	Total	24289	9958	41.00	4711	2228							
Waterford Dist 1	Total	1322	340	25.72	173	92							
Waterford Dist 2	Total	1395	319	22.87	180	74							
Waterford Dist 3	Total	1058	236	22.31	93	70							
Waterford Dist 4	Total	1003	313	31.21	141	96							
Waterford Dist 5	Total	1176	251	21.34	139	62							
Waterford Dist 6	Total	724	197	27.21	98	50							
Waterford Dist 7	Total	1231	368	29.89	202	96							
Waterford Dist 8	Total	747	243	32.53	117	74							
Waterford Mail-In Ballot	Total	0	1457	0.00	778	336							
Waterford Provisional	Total	0	141	0.00	67	23							
Waterford Emergency Ballots	Total	0	0	0.00									
Waterford Early Voting	Total	0	115	0.00	80	31							
Waterford Twp	Total	8656	3980	45.98	2068	1004							
Winslow W1 D1	Total	1209	353	29.20	151	96							
Winslow W1 D2	Total	1445	324	22.42	142	106							
Winslow W1 D3	Total	900	228	25.33	112	68							
Winslow W1 D4	Total	1549	340	21.95	165	97							
Winslow W1 D5	Total	1403	353	25.16	163	99							
Winslow W1 D6	Total	822	162	19.71	75	43							
Winslow Ward 1 Mail-In Ballot	Total	0	1400	0.00	721	327							
Winslow Ward 1 Provisional	Total	0	140	0.00	60	38							
Winslow W1 Emergency Ballots	Total	0	0	0.00									
Winslow W2 D1	Total	1835	278	15.15	145	63							
Winslow W2 D2	Total	1076	249	23.14	126	63							
Winslow W2 D3	Total	1896	345	18.20	167	88							
Winslow W2 D4	Total	1288	339	26.32	177	91							
Winslow W2 D5	Total	1033	281	27.20	119	97							
Winslow W2 D6	Total	1217	181	14.87	85	29							
Winslow Ward 2 Mail-In Ballot	Total	0	1413	0.00	709	342							
Winslow Ward 2 Provisional	Total	0	118	0.00	52	22							
Winslow W2 Emergency Ballots	Total	0	0	0.00									
Winslow W3 D1	Total	1614	264	16.36	116	58							
Winslow W3 D2	Total	1600	184	11.50	86	30							
Winslow W3 D3	Total	1447	169	11.68	81	25							
Winslow W3 D4	Total	1388	239	17.22	115	54							
Winslow W3 D5	Total	1522	256	16.82	115	72							

State Question No 2

		Registered	Ballots Cast	Turnout (%)	Yes	No							
Winslow Ward 3 Mail-In Ballot	Total	0	1061	0.00	511	226							
Winslow Ward 3 Provisional	Total	0	94	0.00	36	16							
Winslow W3 Emergency Ballots	Total	0	0	0.00									
Winslow W4 D1	Total	898	217	24.16	89	66							
Winslow W4 D2	Total	1960	294	15.00	160	60							
Winslow W4 D3	Total	2106	364	17.28	201	78							
Winslow W4 D4	Total	1450	320	22.07	152	67							
Winslow W4 D5	Total	1737	326	18.77	153	73							
Winslow Ward 4 Mail-In Ballot	Total	0	1422	0.00	716	306							
Winslow Ward 4 Provisional	Total	0	145	0.00	69	28							
Winslow W4 Emergency Ballots	Total	0	0	0.00									
Winslow W1 Early Voting	Total	0	95	0.00	49	39							
Winslow W2 Early Voting	Total	0	172	0.00	115	45							
Winslow W3 Early Voting	Total	0	66	0.00	37	22							
Winslow W4 Early Voting	Total	0	103	0.00	63	31							
Winslow Twp	Total	31395	12295	39.16	6033	2965							
Woodlynne Dist 1	Total	1013	120	11.85	36	21							
Woodlynne Dist 2	Total	830	97	11.69	31	19							
Woodlynne Mail-In Ballot	Total	0	127	0.00	51	34							
Woodlynne Provisional	Total	0	11	0.00	5	4							
Woodlynne Emergency Ballots	Total	0	0	0.00									
Woodlynne Early Voting	Total	0	7	0.00	5	1							
Woodlynne Borough	Total	1843	362	19.64	128	79							
Total - All Tally Types		398229	151438	38.03	74667	34232							
Contest Total		398229	151438	38.03	74667	34232							

Contested Races with Write-In Candidates

Mayor of Berlin Township – Vote for One

Candidate	Candidate Type	Machine	Early Voting/ Mail-In /Provisionals	Total	Winner
Phyllis Magazzu	On Ballot	422	821	1243	X
Gerard Petersen	Write-In	130	84	214	

Members of Berlin Township Council – Vote for Two

Candidate	Candidate Type	Machine	Early Voting/ Mail-In/ Provisionals	Total	Winner
Frank Epifanio	On Ballot	404	811	1215	X
Mark Reid	On Ballot	413	810	1223	X
Joshua Payne	Write-In	101	74	175	
Bryan Ketchum	Write-In	103	75	178	

Member of Hi-Nella Borough Council – Vote for One

Candidate	Candidate Type	Machine	Early Voting/ Mail-In/ Provisionals	Total	Winner
Kris Muska	Write-In	8	5	13	X
Glen Martin	Write-In	1	0	1	
Kevin Byrne	Write-In	1	0	1	

Member of the Sterling Regional School District – Somerdale – Vote for One

Candidate	Candidate Type	Machine	Early Voting/ Mail-In/ Provisionals	Total	Winner
Emily Reich	Write-In	12	0	12	X
Monique Howard	Write-In	2	0	2	
Lizmery Perez	Write-In	2	0	2	
James Mohan	Write-In	0	2	2	

Members of the Audubon Board of Education – Vote for Three

Candidate	Candidate Type	Machine	Early Voting/ Mail-In/ Provisionals	Total	Winner
James Blumenstein	On Ballot	865	1036	1901	X
Allison Cox	On Ballot	904	1050	1954	X
Andrea Robinson	Write-In	59	38	97	X
Kelly Tomeo	Write-In	63	17	80	
Vanessa Whalen	Write-In	51	22	73	

Members of the Barrington Board of Education – Unexpired Term – Vote for One

Candidate	Candidate Type	Machine	Early Voting/ Mail-In/ Provisionals	Total	Winner
David Moore	Write-In	3	0	3	
Sherry Chin-Glaser	Write-In	2	0	2	
Jennifer Sands	Write-In	4	0	4	
Kristin Lampe	Write-In	4	5	9	X
Adam Elgart	Write-In	2	0	2	
Frank Lafferty	Write-In	0	3	3	

Members of the Barrington Board of Education – Vote for Three

Candidate	Candidate Type	Machine	Early Voting/ Mail-In/ Provisionals	Total	Winner
Mark Correa	On Ballot	531	708	1239	X
Matthew Edwards	On Ballot	532	700	1232	X
David Moore	Write-In	5	0	5	
Jennifer Sands	Write-In	3	1	4	
Kristin Lampe	Write-In	8	5	13	X

Members of the Gibbsboro Board of Education – Vote for Three

Candidate	Candidate Type	Machine	Early Voting/ Mail-In/ Provisionals	Total	Winner
Andrew T. Parsnitz	On Ballot	216	261	477	X
Maria Santucci Carrington	On Ballot	216	258	474	X
James Coulter	Write-In	10	7	17	X
Michael Hauber	Write-In	2	0	2	
Leo Geier	Write-In	2	0	2	
Rachel Keasheh	Write-In	0	3	3	

Members of the Laurel Springs Board of Education – Vote for Three

Candidate	Candidate Type	Machine	Early Voting/ Mail-In/ Provisionals	Total	Winner
Alison J. Manny	On Ballot	218	217	435	X
Erik Stones	On Ballot	223	219	442	X
Cathy Sims	Write-In	29	23	52	X
Danielle Dickinson	Write-In	3	0	3	
Linsey Seifert	Write-In	4	1	5	
Mike Brown	Write-In	0	3	3	

Members of the Mount Ephraim Board of Education – Vote for Three

Candidate	Candidate Type	Machine	Early Voting/ Mail-In/ Provisionals	Total	Winner
Brian M. Cavallaro	On Ballot	462	429	891	X
Holly Marrone	On Ballot	444	430	874	X
Johnathan Maxson	Write-In	59	11	70	X

Members of the Somerdale Board of Education – Vote for Two

Candidate	Candidate Type	Machine	Early Voting/ Mail-In/ Provisionals	Total	Winner
Kevin M. Smith	On Ballot	335	384	719	X
Emily Reich	Write-In	4	0	4	
Paul Z. Matthews	Write-In	2	0	2	
Lizmary Perez	Write-In	2	0	2	
Mary Jo Schoettle	Write-In	0	5	5	X

Members of the Stratford Board of Education – Vote for Three

Candidate	Candidate Type	Machine	Early Voting/ Mail-In/ Provisionals	Total	Winner
Mandy Conway	On Ballot	612	742	1354	X
Melissa Clark	On Ballot	612	738	1350	X
Michael Barakian	Write-In	153	65	218	X
Richard B. White	Write-In	59	8	67	
Diana Gonzalez	Write-In	24	17	41	

Members of the Woodlynne Board of Education – Unexpired Term – Vote for One

Candidate	Candidate Type	Machine	Early Voting/ Mail-In/ Provisionals	Total	Winner
Clyde Cook	Write-In	1	1	2	X
Daniel Patrick Mullarkey	Write-In	1	0	1	
Ethan Graf	Write-In	1	0	1	
Tishara Brickus-Landi	Write-In	1	0	1	

CAM_20211102_E
November 2, 2021
Write-in Detail by Political Subdivision
Camden County

Governor/Lt. Governor
Vote for One

Political Subdivision:	County	Write-in Name	Machine	Vote for One	Machine	Vote for One
		DONALD J TRUMP	25676	XNCRF		
		MICHAEL ALVORD	25713	XNHTC		
		HIRSCH	25771	XNCHT		
		HIRSH	25771	XNJZN		

State Senate 4th District
Vote for One

Political Subdivision:	County	Write-in Name	Machine	Vote for One	Machine	Vote for One
		STEPHEN SWEENEY	25147	XNHFF		
		MATTHEW E WILSON	25164	XNRRM		
		BENJAMIN PERLOFF	25222	XNRMZ		
		KIM NAMJOON	25225	XNCMC		
		AUSTIN JOHNSON	25447	XNCMF		
		ELVIS	25473	XNNHN		
		AZZ KANE	25487	XNNMR		
		HEYWOOD JABLOWME	25489	XNHTR		
		J ESTRADA	25498	XNNMM		
		CONNORS	25508	XNHFZ		
		JAMES BLUMENSTEIN	25544	XNNMH		
		BEN PERLOFF	25547	XNNHH		
		NATHANIEL SMITH	25663	XNJZT		
		MICHAEL MENTA	25673	XNHTR		

General Assembly 4th District
Vote for Two

Political Subdivision:	County	Write-in Name	Machine	Vote for Two	Machine	Vote for Two
		LINDA L WILSON	25164	XNRRM		
		-F	25225	XNNHN		
		PAUL IACOVINI	25323	XNJNX		
		AUSTIN JOHNSON	25447	XNCMF		
		AUSTIN JOHNSON	25447	XNCMF		
		RUMPF	25508	XNHFZ		
		GOVE	25508	XNHFZ		
		JAMES BLUMENSTEIN	25544	XNNMH		
		JAMES BLUMENSTEIN	25544	XNNMH		

November 03, 2021 11:22 AM
Page 2 of 123

CAM_20211102_E
November 2, 2021
Write-in Detail by Political Subdivision
Camden County

Governor/Lt. Governor
Vote for One

Political Subdivision:	County	Write-in Name	Machine	Vote for One	Machine	Vote for One
		MOHAMMAD KABIR	25015	XNHFF		
		JOHN GARCIA	25027	XNMT		
		REBECCA WAGNER	25030	XNJFZ		
		DANYEL BARNES	25033	XNCR		
		-DREW RITIGSTEIN	25100	XNRT		
		GINA WINTERS	25105	XNCMX		
		CHRISTINE TODD WHITMAN	25118	XNHFC		
		DEMOCRATE	25127	XNHTC		
		SEAN MOONEN	25135	XNCHT		
		HIRSCH	25152	XNCMZ		
		SHARON SCHMITT	25188	XNMT		
		STEVEN GINN	25190	XNCHU		
		MICHAEL-MCCALLEY	25202	XNCCX		
		LOU AMORIELLO	25217	XNRMZ		
		RYAN RYDZEWSKI	25218	XNCCN		
		MARTIN-KALICK	25238	XNNHN		
		PETER GALLAGHER	25243	XNCMH		
		JIM JOHNSON	25282	XNJMR		
		TIDDLES MCPHOCK	25292	XNCHR		
		DAVID TURCHI	25294	XNNRH		
		SHAWN ESPINOSA	25315	XNNRH		
		BENNYLUNA SMITH	25316	XNNHM		
		GERALD PETERSEN	25354	XNJHF		
		MATTHEW WENTZELL	25355	XNJFC		
		TERRY	25358	XNHZT		
		LORETTA WEINBERG	25389	XNRC		
		HIRSCH SINGH	25416	XNFFN		
		MICKEY-MOUSE	25464	XNCMH		
		ODESSA-ALLEN	25487	XNCR		
		LARRY HAMM	25491	XNJZF		
		J ESTRADA	25498	XNNMM		
		BEN PERLOFF	25547	XNNHH		
		MICHAEL KEATING	25564	XNHFZ		
		JESUS CHRIST	25579	XNRRM		
		CHRISTOPHER R SLUSAR	25608	XNHFZ		
		GARY PASSANANTE	25609	XNMT		
		VOID	25636	XNCCF		
		VOID	25636	XNCCF		
		VOID	25637	XNMMH		

November 03, 2021 11:22 AM
Page 1 of 123

CAML_20211102_E November 2, 2021 Write-in Detail by Political Subdivision Camden County			
General Assembly 4th District Vote for Two			
Political Subdivision:	Legislative Dist 4		
Write-in Name	Machine	Machine	Vote for One
CHRISTINA SCURTI	25547	XNHHH	XNHHH
BEN PERLOFF	25547	XNHHH	XNHHH
NATHANIEL SMITH	25663	XNJZT	XNJZT
ME	25669	XNNRN	XNNRN
JOSE ZARAZUA	25671	XNRMX	XNRMX
ALYSSA GRANATO	25671	XNRMX	XNRMX
Sheriff Vote for One			
Political Subdivision:	County		
Write-in Name	Machine	Machine	Vote for One
TIA REBER	23717	XNRRR	XNRRR
OEJOE DIANELL	23724	XNJZJ	XNJZJ
MICKEY MOUSE	23724	XNRCM	XNRCM
TOM LEONARD	25008	XNCCX	XNCCX
BRANDON	25010	XNCIMN	XNCIMN
EDWARD BOLTON	25011	XNJZT	XNJZT
PAGLIA	25016	XNCHF	XNCHF
JASON HIGGINS	25016	XNJHM	XNJHM
WILLIAM BEHNKE	25022	XNCHR	XNCHR
DONALD J TRUMP	25023	XNCFC	XNCFC
JACK RYAN	25023	XNRFH	XNRFH
ROBERT FAHRINGER	25024	XNHTX	XNHTX
ERIC-WOLF	25025	XNCCH	XNCCH
MARK BOZAK	25027	XNNMH	XNNMH
JOHN GARCIA	25027	XNMTT	XNMTT
VEDRA CHANDLER	25035	XNNRF	XNNRF
VEDRA CHANDLER	25035	XNNRZ	XNNRZ
SPIDER-MAN	25070	XNNRT	XNNRT
LESCO BRANDON	25072	XNRFJ	XNRFJ
TRUMP	25073	XNNCR	XNNCR
LESCO BRANDON	25074	XNNRX	XNNRX
KYLE CHUDZINSKI	25075	XNCFN	XNCFN
KEVIN-E-DOWNEY	25075	XNCMH	XNCMH
SEAN MCGOWAN	25075	XNHTJ	XNHTJ
KYLE CHUDZINSKI	25075	XNJTC	XNJTC
ROCCO SANTAGUIDA	25077	XNCMT	XNCMT
ROCCO SANTAGUIDA	25077	XNHFT	XNHFT

CAML_20211102_E November 2, 2021 Write-in Detail by Political Subdivision Camden County			
Sheriff Vote for One			
Political Subdivision:	County		
Write-in Name	Machine	Machine	Vote for One
JONATHAN BIENEFELD	25079	XNCHU	XNCHU
GREEN PARTY CANDIDATE	25079	XNCZX	XNCZX
SHIMON MAX	25079	XNJTX	XNJTX
MINDY ROSEN	25080	XNNHF	XNNHF
TRUMP	25082	XNCJC	XNCJC
ME	25083	XNCHM	XNCHM
PETER CHERFANE	25083	XNCZF	XNCZF
STEVE	25083	XNJTR	XNJTR
ANDY TAYLOR	25083	XNNHZ	XNNHZ
MICKEY	25083	XNRMF	XNRMF
LOUIS CATALANI	25084	XNCCM	XNCCM
MINDY ROSEN	25085	XNCCC	XNCCC
KYLE RITTENHOUSE	25085	XNCJM	XNCJM
MATT-ROSE	25086	XNJZJ	XNJZJ
MILLY	25087	XNCFC	XNCFC
ED DODD	25087	XNCJM	XNCJM
ANOTER CANDIDATE	25087	XNCJR	XNCJR
LESCO BRANDON	25087	XNCRZ	XNCRZ
LIL-NAZX	25087	XNHFM	XNHFM
DAVE DEVERA	25087	XNNRJ	XNNRJ
TODD LIPPINCOTT	25088	XNHFR	XNHFR
NICK GAUDIO	25088	XNNHC	XNNHC
LETS-GO-BRANDON	25088	XNNRC	XNNRC
DEES NUTS	25089	XNCTT	XNCTT
ANDREW RODGERS	25089	XNNMN	XNNMN
JOSEPH MCNIFF	25090	XNCMH	XNCMH
MIKE MALL	25090	XNJJR	XNJJR
DONALD HAINES	25090	XNNMR	XNNMR
JOE	25090	XNNHC	XNNHC
WILSON	25091	XNCMC	XNCMC
MICHAEL HOLLAND	25092	XNCJJ	XNCJJ
MINDY ROSEN	25093	XNHTR	XNHTR
BATMAN	25093	XNJHH	XNJHH
MINDY ROSEN	25093	XNNCN	XNNCN
MINDY ROSEN	25096	XNCHM	XNCHM
JOHN-PHIPPS	25096	XNJZX	XNJZX
JASON CUTLER	25097	XNNCN	XNNCN
STEVE-REINIS	25098	XNCRM	XNCRM
LESCO BRANDON	25098	XNHTC	XNHTC

CAM_20211102_E
November 2, 2021
Write-in Detail by Political Subdivision
Camden County

Sheriff
Vote for One

Political Subdivision: Write-in Name	County	Machine	Vote for One	Machine	Vote Tag
DONALD TRUMP		25139		XNCJH	XNCJH
JOHN RAUBE		25139		XNNMF	XNNMF
NICK BRANDT		25139		XNNMN	XNNMN
WILLIAM HAGAN		25140		XNHFJ	XNHFJ
SHING		25140		XNHFF	XNHFF
KEVIN TOMAFSKY		25142		XNCMN	XNCMN
HACK POLITICAL		25142		XNHTC	XNHTC
CHRISTOPHER W HUGHES		25142		XNJFC	XNJFC
JIM RAUCHUT		25142		XNHUJ	XNHUJ
HELEN KELLER		25142		XNNRC	XNNRC
KYLE ABELE SR		25144		XNCCN	XNCCN
RICK ALVAREZ		25144		XNHFH	XNHFH
LOREN DALE ANDERSON		25145		XNHFZ	XNHFZ
DAVID HAAG		25145		XNJFT	XNJFT
BRAD BRODZIK		25146		XNCCN	XNCCN
KMBERLY L TIBBENS		25146		XNCCZ	XNCCZ
KEITH KALBACH		25148		XNCCN	XNCCN
NO CONFIDENCE		25148		XNHFR	XNHFR
JIM MARK		25148		XNNRC	XNNRC
JONATHAN SAMMONS		25150		XNCMF	XNCMF
ALEX AMATO		25150		XNCRM	XNCRM
MATT HURLEY		25150		XNJMX	XNJMX
JONATHAN SAMMONS		25150		XNNMN	XNNMN
KONRAD STURGIS		25151		XNJTZ	XNJTZ
BRIAN WILLIAMS		25151		XNNMN	XNNMN
HARRY SWEETEN JR		25152		XNCCM	XNCCM
KATHRINE VANDERPOEL		25153		XNJRN	XNJRN
MIKE EHRIE		25154		XNCMT	XNCMT
RAYMOND E HENRY		25154		XNCRT	XNCRT
BARNEY FIFE		25154		XNRRJ	XNRRJ
RYAN CIPRIANI		25155		XNCRJ	XNCRJ
DIFABIO CHARLES		25155		XNHTC	XNHTC
STEPHEN NICHOLSON		25156		XNNRF	XNNRF
DEREK RAMBO		25156		XNRMX	XNRMX
KALI		25157		XNCMT	XNCMT
ASHTONFOHLIG		25157		XNIZN	XNIZN
JOE STEELE		25157		XNCCJ	XNCCJ
LOU HANNON		25159		XNCCF	XNCCF
SEAN HENGST		25159		XNCCJ	XNCCJ

CAM_20211102_E
November 2, 2021
Write-in Detail by Political Subdivision
Camden County


Sheriff
Vote for One

Political Subdivision: Write-in Name	County	Machine	Vote for One	Machine	Vote Tag
MATTHEW RUSSELL		25099		XNJTT	XNJTT
MINDY ROSEN		25100		XNNHR	XNNHR
ANTHONY MARCHEK		25101		XNHYZ	XNHYZ
PTER-CHERFANE		25101		XNRFH	XNRFH
STEVEN ANGELASTRO		25103		XNJTX	XNJTX
PETER-CHERFANE		25105		XNJRJ	XNJRJ
MIKE CHASE		25105		XNHHH	XNHHH
MINDY ROSEN		25106		XNNHN	XNNHN
MINDY ROSEN		25107		XNRMZ	XNRMZ
MINDY ROSEN		25110		XNHFM	XNHFM
LOU HANNON		25111		XNMMJ	XNMMJ
MINDY ROSEN		25112		XNCCM	XNCCM
MATTHEW P GERLACH		25113		XNRMZ	XNRMZ
BRANDON		25115		XNCCZ	XNCCZ
LESCO BRENDON		25115		XNJFX	XNJFX
MINDY ROSEN		25116		XNRFZ	XNRFZ
DONALD TRUMP		25116		XNRRR	XNRRR
MINDS ROSEN		25118		XNCMF	XNCMF
JOHN WAYNE		25118		XNHFC	XNHFC
WOODY ALLEN		25118		XNHTC	XNHTC
JOE ZOTTER		25119		XNCCZ	XNCCZ
DEFUND		25123		XNNHX	XNNHX
LESCO BRANDON		25123		XNNMX	XNNMX
MICHAEL MANNING		25123		XNNMZ	XNNMZ
JESUS		25124		XNHFZ	XNHFZ
AL-YOUNG		25124		XNNMR	XNNMR
JOSEPH PAULI		25125		XNRRR	XNRRR
BINER		25126		XNHHT	XNHHT
CATHRYN MAIENZA		25129		XNCCM	XNCCM
NO		25130		XNHFH	XNHFH
JOE DONAHUE		25131		XNCRJ	XNCRJ
ANDREW TORNO		25131		XNRRM	XNRRM
MICHAEL MULLER		25132		XNCHT	XNCHT
HUNTER S THOMPSON		25132		XNCRJ	XNCRJ
TIM KEATING		25133		XNCHU	XNCHU
JENAI JOHNSON		25137		XNNMN	XNNMN
ANY ONE ELSE		25138		XNCMT	XNCMT
JOHN R BROWN		25138		XNHHT	XNHHT
ANYONE ELSE		25138		XNHHT	XNHHT

CAM_20211102_E

November 2, 2021

Write-in Detail by Political Subdivision
Camden County




Political Subdivision:	County	Machine	Write-in Name	Vote for One	Voter Tag
------------------------	--------	---------	---------------	--------------	-----------

ERIC RUDDEROW		25206			XNRFN
MICHAEL AMATO JR.		25208			XNNMC
RICHARD KINKLER		25210			XNCRP
JOE KAPENSTEIN		25211			XNCCR
RICHARD HURTZ		25212			XNHTX
BARB		25212			XNJHR
MICHAEL OLSON		25212			XNNHN
MATT		25212			XNNMM
MICHAEL-OLSON		25212			XNNRT
BAXTER		25215			XNCRX
DENNIS CINALLI		25215			XNJTR
GLENN MARTIN		25217			XNNHU
ANTHONY DIGEROLAMO		25218			XNHTN
TRUMP		25219			XNHTN
CHRISTINA SCURTI		25222			XNRMZ
SARA VELLNER		25224			XNCRZ
KIM SEOJIIN		25225			XNCRZ
RAMONA SCHLAEGL		25225			XNNRR
RON PAUL		25225			XNNRR
WILLIAM G JEZIOR		25234			XNJFJ
ROBERT CAREY		25236			XNHFC
IAN SONTNG		25236			XNHRP
DANIELLE FRANK		25238			XNCJR
JOE C WARD		25241			XNNRR
LESCO-BRANDON		25241			XNNRR
MINNIE		25242			XNCMF
MICHAEL SUTLEY		25243			XNCMH
GERARD J MARTIN JR		25243			XNNRT
MICKEY MOUSE		25245			XNHHT
JENNIFER ECKEL		25246			XNHTZ
WILL SMITH		25247			XNNCR
BILL SKORKO		25255			XNHRP
WILLIAM WELSH		25255			XNNHC
CODY OPCZYNSKI		25256			XNCRF
D		25266			XNNHZ
KANYE-WEST		25270			XNNHU
RONALD TOMMASELLO		25270			XNNMT
LITTLE CHASE		25272			XNNHC
DONALD DUCK		25274			XNJZC

CAM_20211102_E

November 2, 2021

Write-in Detail by Political Subdivision
Camden County



Political Subdivision:	County	Machine	Write-in Name	Vote for One	Voter Tag
------------------------	--------	---------	---------------	--------------	-----------

BRUCE SUMMERFIELD		25159			XNJTH
MICKEY MOUSE		25159			XNNHR
BRIAN SANTILLI		25160			XNCLN
MARCO-SEMILLA		25160			XNJMN
DONALD-TRUMP		25161			XNCMZ
SEAN HENGST		25163			XNCJM
KIM		25163			XNJTR
NODEMS		25163			XNNCJ
ANYONE-ELSE		25163			XNNHR
DONALDTRUMP		25164			XNNCJ
HOWARD S WILSON		25164			XNRRM
PAUL ROBESON		25166			XNHFC
ANY ONE NOT DEM		25169			XNNRR
MARK GRODZIELANEK		25175			XNJZJ
TOM FORSTER		25175			XNNCJ
DAVID NORCUTT SR		25175			XNNMM
BILBIL NDREU		25179			XNCFD
TIMOTHY ROEDIG		25180			XNNMZ
CAPTIAN AMERICA		25182			XNJZH
KASEY LEGANDER		25184			XNJFX
SHAWN-PHELPS		25184			XNJTJ
MICHAEL ROSS		25185			XNCHN
JAMES CALE		25185			XNNMC
BILL MANN		25185			XNNMF
STEVEN COZZI		25186			XNJTZ
RYAN KOPTIS		25188			XNJTC
BRET MEULLER		25189			XNNRJ
COUNTY DEMS CORRUPT		25191			XNHTZ
JOHN-FITZI		25194			XNCCZ
BRANDON		25194			XNHFH
ANTHONY NOSITO		25196			XNCHT
NU PAROLE SUCKS		25197			XNCHT
GRANT WALKER		25198			XNMMT
SCOTT GOLDBERG		25199			XNHTX
MICHELE YOCCO		25200			XNCMX
MARK CLARK		25201			XNCMM
JASON CUTLER		25201			XNNMN
STEVEN STROBEL		25202			XNCHC
RYAN TURNER		25203			XNNCJ

CAM_20211102_E
November 2, 2021
Write-in Detail by Political Subdivision
Camden County

Sheriff
Vote for One

Political Subdivision: Write-in Name	County	Machine	Ballot Tag
JOHN HARRIMAN		25323	XNCFR
RYAN FRESOLONE		25323	XNCJC
RYAN FRESOLONE		25323	XNCMJ
JAMES LINARDO		25323	XNJKX
RINGO STARR		25325	XNMF
ANNELLA-OFFENBACKER		25325	XNMT
MICHAEL DANKER		25326	XNCT
MICHAEL GROSS		25326	XNMC
KEITH EVANS		25326	XNZZ
PEYTON MANNING		25326	XNNHR
BARNEY FIFE		25326	XNMF
DEREK CINALLI		25327	XNJT
JAMES MCCARVILL		25327	XNRF
JOHN BERTOLINO		25329	XNCR
NICHOLAS DEGRECIO		25329	XNCF
BRANDON		25329	XNFX
FRED BARTLING		25329	XNHF
DAVID-TARASCHI		25330	XNHF
RJ SILVER		25333	XNMF
TRAVIS SCOTT		25334	XNCT
MOLLY HARKINS		25334	XNMMZ
WILLIAM J SIMON		25336	XNCT
DOUG FRIED		25336	XNJR
ADAM ELGART		25338	XNCH
SYLVIO DICRISTO		25340	XNCT
GRIFFIN MCELROY		25344	XNJT
GLENNVANLER		25345	XNMR
WHOWEHAVENOW		25346	XNCF
TOM BRADY		25346	XNCH
NA		25346	XNCH
ERIC WOLF		25346	XNRM
TED NUGENT		25349	XNMT
WAYNE BONAFIGLIO		25351	XNCH
RONALD ODEGAARD		25351	XNFM
JOHN R JACOBS		25354	XNMF
NORM SMITH		25354	XNJT
VEDRA CHANDLER		25360	XNCR
MICKEY MOUSE		25360	XNMM
ANDREW SELBY		25367	XNHF

November 03, 2021 11:22 AM Page 10 of 123

CAM_20211102_E
November 2, 2021
Write-in Detail by Political Subdivision
Camden County

Sheriff
Vote for One

Political Subdivision: Write-in Name	County	Machine	Ballot Tag
CM-PUNK		25274	XNRFN
KARL MARX		25276	XNCR
MICHAEL-DINARDO		25280	XNCMX
DONALD TRUMP		25281	XNNHN
JASON CUTLER		25282	XNJMR
CRYSTAL CAPECE		25287	XNHFZ
DONALD TRUMP		25287	XNNMN
THOMAS LANG		25288	XNHFZ
MICKEY MOUSE		25291	XNNMC
NOT WHIP WILSON		25292	XNCHR
DAVID TURCHI		25294	XNNMH
JASON CUTLER		25294	XNRF
ALEX SWAN		25295	XNCJH
TAQUITO PAYTON		25297	XNRF
F-JOEBIDENRUMPTWENTFOR		25299	XNHF
CHUCK FOWLER		25300	XNFF
SCOTT HEALEY		25302	XNCCJ
ASHTON POHLIG		25303	XNRF
GREG CARBONARO		25304	XNCRZ
MATTHEW SCHWARZ		25304	XNHF
ASHTON POLHIG		25306	XNJTH
NONE		25306	XNZZH
DONALD TRUMP		25308	XNHTZ
MARQUIS DAVIS		25309	XNNHH
JUSTIN BROWN		25311	XNJTF
EDWARD WALLACE		25312	XNCH
KENNEDY		25312	XNCT
MICKEY		25312	XNCT
TED-HAINES		25313	XNHTF
COLLIN YOLK		25314	XNJMR
DEON FRANCHETTI		25315	XNMT
RYAN HOLBROOK		25316	XNCR
JOSEPH DOUGHERTY		25316	XNMF
MICKEY MOUSE		25317	XNHTT
JOHNROADS		25319	XNRR
GLENN GREGG		25320	XNCCJ
RICHARD THORNE		25321	XNHFN
BOB SCHAEFFER		25321	XNCH
NICK-SCARDINO		25322	XNHF

November 03, 2021 11:22 AM Page 9 of 123

CAM_20211102_E
November 2, 2021
Write-in Detail by Political Subdivision
Camden County

Sheriff
Vote for One

Political Subdivision: Write-in Name	County	Machine	Vote Tag
SAL-CAPUTO		25426	XNRMF
MINDY ROSEN		25428	XNCMF
-CASEY		25428	XNHFX
FRANCKLE GARRETT		25429	XNCMT
PETER-CHERFANE		25430	XNCTC
BRANDON FETCHER		25434	XNCRM
MINDY ROSEN		25434	XNJZC
MINDY ROSEN		25434	XNNRT
KEN LEPOSA		25434	XNRMX
MINDY ROSEN		25435	XNRMX
MINDY ROSEN		25438	XNRMZ
JOHN DOE		25440	XNCMU
MINDY ROSEN		25440	XNJRN
KANYE		25441	XNHFF
ANDREW BODEN		25442	XNCTT
BRUCE WILLIS		25442	XNNHH
MICKY-MOUSE		25445	XNCCC
GRITTY		25445	XNCFN
SEAN CONWAY		25445	XNCHR
NOTWHIP		25445	XNCRR
GRITTY		25445	XNJRF
GRITTY		25446	XNNHN
AUSTIN JOHNSON		25447	XNCMF
KEITH CLAYTON		25447	XNJRR
ACAB		25450	XNHFJ
BARBARA PIELCHOWSKA		25450	XNNHM
CHRIS BARRETT		25451	XNNHH
SCOTT JEFFRIES		25464	XNCJH
SCOTT JEFFRIES		25464	XNCMN
SCOTT JEFFRIES		25464	XNHHT
LETSGO BRANDON		25464	XNNHN
JOHN RAUBE		25464	XNNRN
CHRISTOPHER KUHNEL		25464	XNRFK
KYLE W. ABEL, SR.		25469	XNJTN
NONE		25471	XNH7J
INN		25472	XNNHC
MICHAEL LEE		25473	XNNMZ
ROBERT RITZ		25475	XNH7U
DAVID-WARD		25475	XNJTC

November 03, 2021 1:22 AM
Page 12 of 123


CAM_20211102_E
November 2, 2021
Write-in Detail by Political Subdivision
Camden County

Sheriff
Vote for One

Political Subdivision: Write-in Name	County	Machine	Vote Tag
OTHER PERSON		25369	XNHFN
AARON SPENCER		25369	XNRFH
ACAB		25395	XNH7Z
LESCO BRANDONN		25397	XNNCJ
KURT SPORER		25398	XNCHT
ZACH DEVENNY		25398	XNCRC
JOHAN MATEO		25398	XNRMZ
MINDY ROSEN		25399	XNNCH
LESCO BRANDON		25399	XNHFF
MIKE MULLER		25400	XNHFR
JOHN VOORHEES		25400	XNJMX
MOE HOWARD		25403	XNJ7J
TORRISI,ALFRED		25406	XNCCR
ALBAN HOXHN		25406	XNJRR
PIL		25407	XNRMF
FADI CHERFANE		25408	XNCFH
LISA GIVNER		25408	XNNCM
ROBERT F SEMET		25409	XNHTE
ANYONE-BUT-A-DEMOCRAT		25409	XNJZC
MY-NUTS		25409	XNHFF
MINDY ROSEN		25410	XNCJC
SHMUEL TSINMAN		25411	XNJTN
DAVID STAHL		25412	XNNHH
BEAKER		25412	XNMF
TODD LIPPINCOTT		25413	XNH7X
LETS GO BRANDON		25413	XNNCR
BRYAN SAMMIS		25416	XNH7T
DAMON GLATZ		25417	XNJRC
TRUMP		25417	XNRRM
FRANCIS FARMER		25419	XNCCR
PETER GRIFFIN		25420	XNNMR
MINDY ROSEN		25421	XNJFF
JOSHUA ROSENBLUM		25421	XNJTC
BAILEY EDGREN		25422	XNCCR
DANIEL-ROMERO		25422	XNHFX
ETHAN-MAGAZINER		25422	XNH7T
MINDY ROSEN		25422	XNNHN
MICHAEL CIAVARELLA		25426	XNCRC
CHRIS-GRUNGO		25426	XNJFF

November 03, 2021 1:22 AM
Page 11 of 123

CAM_20211102_E
November 2, 2021
Write-in Detail by Political Subdivision
Camden County




Political Subdivision: County
Write-in Name

Write-in Name	Machine	Voter Tag
MICHAEL BERENATO	25475	XNNMT
DEFUND THE POLICE	25475	XNNMZ
MIKE REBBECCHI	25475	XNRRM
LESGO BRANDON	25479	XNNHH
JOSHUA B HALL	25479	XNNMT
ROB RITZ	25480	XNHTM
CHAD NIEDERMAN	25480	XNNMT
DEREK RAMBO	25481	XNNRX
DONALD-J TRUMP	25482	XNHHF
SEAN HENGST	25484	XNCTT
SEAN HENGST	25484	XNCMN
BRANDON	25484	XNHTR
CARL FOSTER	25484	XNJNF
LOU HANNON	25484	XNNHM
DAVE COVELY	25485	XNJRH
CHRIS FOLEY	25487	XNCCN
CHRIS FOLEY	25487	XNRRM
SEAN	25488	XNCMN
WHIP HIS ASS	25489	XNHTR
DERRICK BERNARD	25490	XNRTT
PSICOSIS	25491	XNJZF
BRIAN FOSTER	25492	XNJHC
BRIAN FARREL	25493	XNCHX
NA	25495	XNCHZ
EVE COIA	25497	XNJZN
JESTRAIDA	25498	XNNMM
NO-ONE	25499	XNCCX
NONE	25499	XNHTN
STEVE KELLY	25499	XNJZC
SEAN HENGST	25500	XNCRX
NATHAN THURBER	25502	XNCMN
BUFORD T JUSTICE	25512	XNHHN
CHUCK NORRIS	25514	XNCMZ
BRET-MUELLER	25514	XNNHU
WILSON-IS-A-FOOL	25516	XNHTM
AMANDA GATTINELLA	25516	XNNMN
ACAB	25518	XNHTT
WILLIAM-SIMON	25521	XNRRR
TAI LOPEZ	25522	XNCCX

November 03, 2021 1:22 AM

CAM_20211102_E
November 2, 2021
Write-in Detail by Political Subdivision
Camden County



Political Subdivision: County
Write-in Name

Write-in Name	Machine	Voter Tag
CLINT EASTWOOD	25525	XNCTT
DANIEL RILEY	25526	XNCMC
BRET MOWER	25526	XNCRZ
STEVEN SPRINGER	25528	XNHRF
LETS GO BRANDON	25528	XNRRZ
JOE POOP	25530	XNNRR
MICKEY MOUSE	25531	XNCCC
BRANDON	25531	XNCCN
ERIC RUDDEROW	25531	XNRMX
JASON CUTLER	25532	XNCMN
MARK STANDRING	25536	XNNHZ
TRUMP	25536	XNNRC
MICHAEL-OLSON	25537	XNCCF
THOMAS M DALY JR	25537	XNCCN
UNCLE COGGIN	25537	XNHHF
MICKEY MOUSE	25537	XNNMX
DONALD-J-TRUMP	25538	XNRMZ
DENNIS-CINALLI	25540	XNJZF
KEVIN BROWN	25541	XNJTT
TOM TURGN	25541	XNRTT
SAL RUSSOMANNO JR	25541	XNRRR
JOHN-MCCOURT-	25543	XNNHU
DOUG DEL PIDIO	25544	XNNHM
JAMES BLUMENSTEIN	25544	XNNMH
BEN PERLOFF	25547	XNNHH
DON VERHOORN	25549	XNCMT
JAMES	25550	XNCHR
MICHAEL GALLAGHER	25550	XNJFT
STEVEN LEWANDOWSKI	25550	XNJRJ
JOE PAULI	25551	XNNHC
JAMIE LYNN FORTUNA	25555	XNHTR
MICKEY-MOUSE	25557	XNHFY
WE COYOTE	25560	XNCMH
ANYONE-ELSE	25560	XNHTX
MATT MULHERN	25560	XNJFT
CHAD CLIFFORD	25560	XNRRJ
OFFICER MARRONE	25562	XNNRC
DUKE R DAVIS	25562	XNRMX
WILLIAM J SIMON	25563	XNCCN

November 03, 2021 1:22 AM

CAM_20211102_E
November 2, 2021
Write-in Detail by Political Subdivision
Camden County

Sheriff
Vote for One

Political Subdivision: Write-in Name	County	Machine	Voter Tag
NICK FABRIZIO		25639	XNCCF
KANYE		25639	XNJZH
DONNIE GAMBLE		25640	XNNMJ
ANYONE ELSE		25642	XNCJH
JEFF SCHWARTZ		25642	XNCJR
TED HAINES		25642	XNNHR
MIKE HOLLAND		25642	XNNRC
DANIEL BREWIN		25642	XNNRF
ME		25643	XNCMR
TED HAINES		25643	XNNMH
JOHN RHOADS		25644	XNCCJ
PORESCRITO		25645	XNNMF
ALEXANDER CICALESE		25646	XNCCF
NONE		25646	XNNCJ
TIMOTHY DOUGHERTY		25647	XNCHM
GERARD MCMANUS		25647	XNJFX
NICK ARNOLD		25648	XNCHZ
DAN LAFOONTAIN		25649	XNNHF
DAN LAFOUNTAINE		25650	XNCHC
MATT ROBERTS		25650	XNNCR
DAN LAFOUNTAINE		25651	XNCCM
UNCLESAM		25651	XNCRM
JEFFREY CLOUSER		25652	XNNRF
BRIAN DORFLINGER		25654	XNCRH
NA		25654	XNJFJ
BRIAN DORFLINGER		25654	XNJRJ
KENNETH COP		25654	XNNHC
ROLAND EBERHARD		25654	XNNHR
GOD		25654	XNNRF
MICHAEL CURLEY		25655	XNCCZ
TED HAINES		25655	XNCHM
ROLAND EBERHARD		25655	XNCHM
BRIAN DORFLINGER		25655	XNNMM
CHARLES BERWICK		25658	XNNRR
CHARLES BERWICK JR		25659	XNCCJ
LESCO BRANDON		25659	XNNFR
CORMODY		25659	XNNMT
NATHANIEL SMITH		25663	XNJZT
SANTA		25669	XNNHF

November 03, 2021 11:22 AM
Page 16 of 123

CAM_20211102_E
November 2, 2021
Write-in Detail by Political Subdivision
Camden County

Sheriff
Vote for One

Political Subdivision: Write-in Name	County	Machine	Voter Tag
IAN SMITH		25563	XNHTE
JAMES AQUILINO		25563	XNNRT
SEAN		25564	XNCMX
DAVID J BAILEY		25565	XNHXX
NA		25565	XNRMX
RICHARD STRICKLAND		25567	XNHTE
DANIEL ROBINSON		25572	XNHTE
FRITZ THE CAT		25576	XNHFH
CLINT EASTWOOD		25580	XNHTR
WILLIAM-SKORKO		25580	XNNMH
RRR		25584	XNCMR
MOEHOWARD		25586	XNHZF
CHUCK NORRIS		25595	XNHTE
CHARLES BERWICK		25598	XNNFR
LETS GO BRANDEN		25599	XNCTR
GREGORY CARBONARO		25599	XNHTE
FRANK LEE		25599	XNNCH
CHRISTOPHER TABAKO		25606	XNJMX
JOHN KRIHWAN		25612	XNCJH
RICH SARLO		25613	XNRMX
ROY COSTA		25618	XNCCN
SIC		25618	XNJZF
SHECK WES		25621	XNHTR
NO-ONE		25621	XNNHJ
MICKY		25622	XNCRT
NO		25622	XNFFN
JUSTIN WALLACE		25626	XNHFC
BAUER		25635	XNNMJ
JESUS CHRIST		25636	XNJHX
SEAN BRENNAN		25636	XNJMR
KEVIN BAGNELL		25636	XNJZJ
RICHARD A PETERS JR		25636	XNNHH
LOU HANNON		25636	XNNMM
TONY CLARK		25636	XNNMZ
RICH PASSARELLA		25637	XNCCX
JACK-CITARELLI		25637	XNCZX
JOEDUBLE		25637	XNHFT
WILSON		25637	XNJFX
STEVE ROGERS		25638	XNJCT

November 03, 2021 11:22 AM
Page 15 of 123

CAM_20211102_E
November 2, 2021
Write-in Detail by Political Subdivision
Camden County

Sheriff
 Vote for One

Political Subdivision:	County	Machine	Vote for One
Write-in Name		Machine	Vote for One
MEEKINS-CHRISTIAN		25766	XNJZF
DAVE HARKINS		25767	XNCMR
MARK SILER		25771	XNJFN
LESCO BRANDON		25772	XNNHZ
STEVE-REIMS		25772	XNNMZ
Political Subdivision:	County	Machine	Vote for Three
Write-in Name		Machine	Vote for Three
Board of County Commissioners			
Political Subdivision:	County	Machine	Vote for Three
Write-in Name		Machine	Vote for Three
JERI MASON		23717	XNRRR
BRIAN ARNOLD		23717	XNRRR
LAURA NAKATSUKA		23717	XNRRR
JOHN GARCIA		25027	XNNMT
JOHN GARCIA		25027	XNNMT
JOHN GARCIA		25027	XNNMT
ERIN JOHNSON		25035	XNNRZ
AASIM-JOHNSON		25070	XNNRT
GREEN PARTY CANDIDATE		25079	XNCZX
ALEX KRAFT		25082	XNNRZ
CHUCK CAHN		25118	XNHFC
JAMES ONEILL		25129	XNCHZ
ANTHONY MARCHIONNE		25129	XNCHZ
GREGORY WILLIS		25129	XNCHZ
JAY WAUGH		25130	XNJTF
NO		25130	XNHFF
NO		25132	XNCRU
LARRY FINE		25132	XNCRU
CURLY HOWARD		25132	XNCRU
MOE HOWARD		25132	XNCRU
JENNIFER-ODONNELL		25157	XNCRF
LINDA-GLIICH		25157	XNCRF
THOR		25182	XNJZH
BLACK WIDOW		25182	XNJZH
SHAQUILLE LATTIE		25184	XNNCN
NORCROSS MAKES ME VOMIT		25191	XNHZT
COUNTY DEMS STEAL		25191	XNHZT

CAM_20211102_E
November 2, 2021
Write-in Detail by Political Subdivision
Camden County

Sheriff
 Vote for One

Political Subdivision:	County	Machine	Vote for One
Write-in Name		Machine	Vote for One
WALT DISNEY		25672	XNJMF
MICHAEL MENTA		25673	XNHTR
BATMAN		25673	XNRC
DEREK RAMBO		25676	XNCJR
NEIL		25677	XNJFC
LETSGOBRANDON		25678	XNCMR
MICKEY MOUSE		25679	XNCHR
JONATHAN CRAIG		25680	XNJRM
JACK-JENNINGS		25681	XNCMZ
THOMAS CROWLEY		25682	XNHTJ
JOSEPH WARD		25686	XNCMM
WALT STUCKERT		25686	XNCMR
JAMES SHARP		25686	XNJTC
JUSTIN WALLACE		25689	XNHTE
MICHAEL-ROBINSON		25695	XNJTM
STEPHENRUCCELLA		25695	XNNRZ
CHRISTOPHER-SHEPP		25700	XNCMX
JAMES CUMBERLAND		25701	XNCMN
SANTA		25701	XNCRM
GARY MOSS		25701	XNHTJ
STUART FIELD		25701	XNNRM
TED NAINES		25702	XNJFX
RICHARD E OBERLE JR		25702	XNNHM
MATTHEW RUSSELL		25710	XNCF
CHRIS GAUDIO		25710	XNHR
MICKEY-MOUSE		25715	XNCHF
DONALD J TRUMP		25716	XNNRH
BOB		25720	XNNHN
DOG THE BOUNTY HUNTER		25739	XNCMN
BRENDAN CAROLAN		25743	XNCJR
JOE MAMMA KOD		25743	XNJMJ
JAMES R DILORETO		25743	XNCCF
KEITH ODONNELL		25743	XNNMF
LOUIS-BORDI		25759	XNHFN
DAVID PILEGGI		25759	XNJTC
DAVID PILEGGI		25759	XNJTU
MICHAEL-PILEGGI		25759	XNJXN
ROY COSTA		25759	XNRFH
PARTYLIKEADUVA		25766	XNHFC

CAML_20211102_E

November 2, 2021

Write-in Detail by Political Subdivision
Camden County

Board of County Commissioners
Vote for Three

Political Subdivision: Write-in Name	County	Machine	Vote for Three	Machine	Vote for Three	Ballot Tag
NOT THAT BITCH		25684		25684		XNHFX
NOT THAT B		25685		25685		XNNMT
JAMES RD LORETO		25743		25743		XNCCC

Local BOE-Audubon Boro/Park
Vote for Three

Political Subdivision: Write-in Name	County	Machine	Vote for Three	Machine	Vote for Three	Ballot Tag
NO ONE		25008		25008		XNCMR
ANDREA ROBINSON		25008		25008		XNCRX
KELLY TOMEO		25008		25008		XNHTC
VENESA WHALEN		25008		25008		XNHTC
VANESSA-WHALEN		25008		25008		XNHTR
ANDREA ROBINSON		25008		25008		XNJFR
VANESSA WHALEN		25008		25008		XNJZC
NONE		25008		25008		XNJZF
BRIAN DROMGOOLE		25008		25008		XNNMM
KELLY TOMEO		25008		25008		XNRFN
AESSA WHALEN		25008		25008		XNRMX
MARK-GATTI		25008		25008		XNRMZ
ANDREA ROBINSON		25325		25325		XNCCC
ANDREA ROBINSON		25325		25325		XNCCJ
KELLY ROBINSON		25325		25325		XNCCM
ANDREA ROBINSON		25325		25325		XNCCJ
ANDREA ROBINSON		25325		25325		XNCXC
VANESSA WHALEN		25325		25325		XNCHF
VANESSA WHALEN		25325		25325		XNCFJ
KELLY TOMEO		25325		25325		XNCJR
ANDREA ROBINSON		25325		25325		XNCMX
VANESSA WHALEN		25325		25325		XNHFH
KELLY TOMEO		25325		25325		XNHFH
VANESSA-WHALEN		25325		25325		XNHFFJ
KELLY TOMEO		25325		25325		XNHFFJ
ANDREA ROBINSON		25325		25325		XNHFFJ
ANDREA ROBINSON		25325		25325		XNHHT
KELLY TOMEO		25325		25325		XNHFFJ
PAUL GEORGES		25325		25325		XNHFX
ANDREA ROBINSON		25325		25325		XNHFFJ

Audubon School District

CAML_20211102_E

November 2, 2021

Write-in Detail by Political Subdivision
Camden County

Board of County Commissioners
Vote for Three

Political Subdivision: Write-in Name	County	Machine	Vote for Three	Machine	Vote for Three	Ballot Tag
ADAM PUFF		25196		25196		XNCHT
FRANK TROY		25196		25196		XNCHT
JOE FLACCO		25196		25196		XNCHT
SUSIE		25215		25215		XNCRX
ETHAN		25215		25215		XNCRX
GO		25215		25215		XNCRX
JOHNATHAN MAXSON		25241		25241		XNHTC
BRIAN LAWRENCE		25259		25259		XNJTC
BARIKIAN		25288		25288		XNJJM
DAVID TURCHI		25294		25294		XNNMH
DAVID TURCHI		25294		25294		XNNMH
DAVID TURCHI		25294		25294		XNNMH
MICHAEL HOLLAND		25317		25317		XNHHT
TOMEI		25326		25326		XNNRX
ERIN JOHNSON		25360		25360		XNNCR
AUSTIN JOHNSON		25447		25447		XNCMF
AUSTIN JOHNSON		25447		25447		XNCMF
AUSTIN JOHNSON		25447		25447		XNCMF
NONE		25455		25455		XNHFR
NONE		25455		25455		XNHFR
NONE		25455		25455		XNHFR
DAWN SABELLA		25494		25494		XNCMZ
SHAYLYNN LATTIE		25494		25494		XNCMZ
JESTADA		25498		25498		XNNMM
NASHISA-JOKE		25516		25516		XNNHT
DANIEL RILEY		25526		25526		XNCMC
DANIEL RILEY		25526		25526		XNCMC
DANIEL RILEY		25526		25526		XNCMC
MICHAEL MERCER		25543		25543		XNNHT
JAMES BLUMENSTEIN		25544		25544		XNNMH
JAMES BLUMENSTEIN		25544		25544		XNNMH
JAMES BLUMENSTEIN		25544		25544		XNNMH
BEN PERLOFF		25547		25547		XNNHH
CHRISTINA SCURTI		25547		25547		XNNHH
NANCY COSTA		25618		25618		XNJTR
STEPHEN COSTA		25618		25618		XNJTR
ROY COSTA		25618		25618		XNJTR
MIKE HOLLAND		25642		25642		XNNRC
NO CONFIDENCE		25643		25643		XNCMR

CAM_20211102_E
November 2, 2021
Write-in Detail by Political Subdivision
Camden County

Local BOE-Audubon Boro/Park
Vote for Three

Political Subdivision: Write-in Name	Audubon School District	Machine	Voter Tag
ANDREA		25326	XNHHT
VANESSA WHALEN		25326	XNJZH
KELLY TOMEO		25326	XNJZJ
KELLY TOMEO		25326	XNJZN
VANESSA WHALEN		25326	XNJZN
VANESSA WHALEN		25326	XNNCH
KELLY TOMEO		25326	XNNCH
ANDREA-ROBINSON		25326	XNNCJ
ANDREA ROBINSON		25326	XNNCN
ANDREA ROBINSON		25326	XNNHU
KELLY TOMEO		25326	XNNHM
MATTHEW KUHLEN		25326	XNNMC
ANDREA ROBINSON		25326	XNNMC
KELLY TOMEO		25326	XNNMR
ANDREA ROBINSON		25326	XNNRN
KELLY TOMEO		25326	XNNRN
KELLY TOMEO		25326	XNNRZ
ANDREA ROBINSON		25326	XNNRZ
ANDREA ROBINSON		25326	XNRFH
ANDREA ROBINSON		25326	XNRFM
KELLY TOMEO		25326	XNRMT
VANESSA WHELAN		25326	XNRMT
KELLY TOMEO		25327	XNCCJ
ANDREA ROBINSON		25327	XNCCM
ANDREA ROBINSON		25327	XNCJM
VANESSA WHALEN		25327	XNCMC
KELLY TOMEO		25327	XNCMC
ANDREA ROBINSON		25327	XNHFR
ANDREA ROBINSON		25327	XNHFF
WAHLEN		25327	XNHFM
ANDREA ROBINSON		25327	XNHFN
VANESSA WHALEN		25327	XNHFR
KELLY TOMEO		25327	XNHTR
KELLY TOMEO		25327	XNHTR
ANDREA ROBINSON		25327	XNHYZ
ANDREA ROBINSON		25327	XNJTM
ANDREA ROBINSON		25327	XNJTX
VANESSA WHALLEN		25327	XNNCM
ANDREA ROBINSON		25327	XNNHN
KELLY TOMEO		25327	XNNHZ

November 03, 2021 11:22 AM
Page 22 of 123

CAM_20211102_E
November 2, 2021
Write-in Detail by Political Subdivision
Camden County

Local BOE-Audubon Boro/Park
Vote for Three

Political Subdivision: Write-in Name	Audubon School District	Machine	Voter Tag
KELLY TOMEO		25325	XNJFH
ANDREA		25325	XNJTN
KELLY TOMEO		25325	XNJZC
VANESSA WHALEN		25325	XNJZC
KELLY TOMEO		25325	XNJZF
THOMAS ADAMS		25325	XNJZN
ANDREA ROBINSON		25325	XNJZT
ROBINSON		25325	XNJZZ
ANDREA ROBINSON		25325	XNNCH
KELLY TOMEO		25325	XNNCJ
VANESSA WHALEN		25325	XNNCJ
KELLY TOMEO		25325	XNNHF
CARDINAL COPIA		25325	XNNHH
BUTTFUCK PETE		25325	XNNHU
JEWBOY SCHUMER		25325	XNNHU
ELZAABETH POKEAWHORUS		25325	XNNHU
VANESSA WHALEN		25325	XNNHZ
KELLY TOMEO		25325	XNNMH
STEPHEN P BELLIS		25325	XNNRC
VANESSA WHALEN		25325	XNNRF
KELLY TOMEO		25325	XNNRF
TOME		25325	XNNRJ
WHELIN		25325	XNNRJ
ANDREA ROBINSON		25325	XNNRN
ANDREA ROBINSON		25325	XNNRM
KELLY TOMEO		25326	XNCJH
VANESSA WHALEN		25326	XNCJH
KATHLEEN WHALEN		25326	XNCMC
KELLY TOMEO		25326	XNCMC
KELLY TOMEO		25326	XNCMR
KELLY TOMEO		25326	XNCMZ
VANESSA WHALEN		25326	XNCRC
KELLY TOMEO		25326	XNCRC
MICKEY-MOUSE		25326	XNCRT
KELLY TOMEO		25326	XNHFN
VANESSA WHALEN		25326	XNHFN
ANDREA ROBINSON		25326	XNHFZ
WHALEN		25326	XNHTC
ROBINSON		25326	XNHTC
KELLY TOMEO		25326	XNHTJ

November 03, 2021 11:22 AM
Page 21 of 123

CAMI_20211102_E November 2, 2021 Write-in Detail by Political Subdivision Camden County				
Local BOE-Audubon Boro/Park Vote for Three				
Political Subdivision: Write-in Name	Audubon School District	Machine	Machine	Writer Tag
VANESSA WHALEN		25327	XNNHZ	XNNMF
ANDREA ROBINSON		25327	XNNMT	XNNMM
ANDREA ROBINSON		25327	XNNMZ	XNNMR
ANDREA ROBINSON		25327	XNNRH	XNNMT
KELLY TOMEO		25327	XNNRM	XNNMT
KEIYI-TOMEO		25329	XNCCC	XNNMT
VANESSA WHALEN		25329	XNCCC	XNNMZ
ANDERSON		25329	XNCCR	XNNMZ
ANDREA ROBINSON		25329	XNCFH	XNNRJ
ANDREA ROBINSON		25329	XNCFT	XNNRJ
VANESSA WHALEN		25329	XNCMH	XNNRZ
KELLY TOMEO		25329	XNCMH	XNNRZ
ANDREA ROBINSON		25329	XNCMT	XNNRF
KELLY TOMEO		25329	XNCMX	XNNRF
VANESSA WHALEN		25329	XNCMX	XNNRH
NICHOLAS DEGRICIO		25329	XNCRF	XNCCH
KELLY TOMEO		25329	XNHFC	XNCJ
VANESSA WHALEN		25329	XNHFC	XNCCZ
VANESSA WHALEN		25329	XNHTC	XNCFJ
KELLY TOMEO		25329	XNHTC	XNCFN
KELLY TOMEO		25329	XNHTM	XNCFN
VANESSA WHALEN		25329	XNHTM	XNCFN
LESCO		25329	XNJFX	XNCHU
BRANDON		25329	XNJFX	XNCHU
CHERYL ALVIN		25329	XNJHR	XNCHR
CHERYL ALVIN		25329	XNJHR	XNCHR
CHERYL ALVIN		25329	XNJRC	XNCHX
ANDREA-ROBINSON		25329	XNJRC	XNCJC
ANDREA-ROBINSON		25329	XNJRH	XNCJC
KELLY TOMEO		25329	XNJRJ	XNCJR
VANESSA WHALEN		25329	XNJTF	XNCMF
ANDREA ROBINSON		25329	XNJTF	XNCMF
VANESSA WHALEN		25329	XNJTF	XNCRG
VANESSA WHALEN		25329	XNNCC	XNCRG
VANESSA		25329	XNNCJ	XNCRN
ANDREA ROBINSON		25329	XNNCJ	XNCRN
ANDREA ROBINSON		25329	XNNHC	XNCRT
CYNTHIA GRUDZINSKI		25329	XNNHF	XNHFI
KELLY TOMEO		25329	XNNHH	XNHFI

CAMI_20211102_E November 2, 2021 Write-in Detail by Political Subdivision Camden County				
Local BOE-Audubon Boro/Park Vote for Three				
Political Subdivision: Write-in Name	Audubon School District	Machine	Machine	Writer Tag
VANESSA WHALEN		25329	XNNMF	XNNMF
KELLY TOMEO		25329	XNNMM	XNNMM
ANDREA ROBINSON		25329	XNNMR	XNNMR
KELLY TOMEO		25329	XNNMT	XNNMT
KIM CLEMENTS		25329	XNNMT	XNNMT
VANESSA WHALEN		25329	XNNMT	XNNMT
KELLY TOMEO		25329	XNNMZ	XNNMZ
VANESSA WHALEN		25329	XNNMZ	XNNMZ
VANESSA WHALEN		25329	XNNRJ	XNNRJ
KELLY TOMEO		25329	XNNRJ	XNNRJ
KELLY TOMEO		25329	XNNRZ	XNNRZ
KELLY TOMEO		25329	XNNRF	XNNRF
ANDREA ROBINSON		25329	XNNRF	XNNRF
ANDREA ROBINSON		25330	XNCCH	XNCCH
ANDREA ROBINSON		25330	XNCJ	XNCJ
KELLY TOMEO		25330	XNCCZ	XNCCZ
ANDREA ROBINSON		25330	XNCFJ	XNCFJ
ANDREA ROBINSON		25330	XNCFN	XNCFN
VANESSA WHALEN		25330	XNCFN	XNCFN
KELLY TOMEO		25330	XNCHU	XNCHU
VANESSA WHALEN		25330	XNCHU	XNCHU
ANDREA ROBINSON		25330	XNCHR	XNCHR
KELLY TOMEO		25330	XNCHR	XNCHR
ANDREA-ROBINSON		25330	XNCHX	XNCHX
VANESSA WHALEN		25330	XNCJC	XNCJC
KELLY TOMEO		25330	XNCJR	XNCJR
VANESSA WHALEN		25330	XNCMF	XNCMF
KELLY TOMEO		25330	XNCMF	XNCMF
KELLY TOMEO		25330	XNCRG	XNCRG
VANESSA WHALEN		25330	XNCRG	XNCRG
VANESSA WHALEN		25330	XNCRN	XNCRN
KELLY TOMEO		25330	XNCRN	XNCRN
ANDREA ROBINSON		25330	XNCRT	XNCRT
ANDREA ROBINSON		25330	XNHFI	XNHFI
VANESSA WHALEN		25330	XNHFI	XNHFI
KELLY TOMEO		25330	XNHFI	XNHFI

CAML_20211102_E

November 2, 2021

Write-in Detail by Political Subdivision
Camden County

Local BOE-Audubon Boro/Park
Vote for Three

Political Subdivision: Write-in Name	Audubon School District	Machine	Vote for Three	Machine	Vote for Three
DONALD TRUMP		25333		XNRFX	
VANESSA WHELAN		25333		XNRFX	

State Senate 5th District
Vote for One

Political Subdivision: Write-in Name	Legislative Dist 5	Machine	Vote for One	Machine	Vote for One
AASIM-JOHNSO		25070		XNNRT	
THREELEG CHAIR		25138		XNCMT	
CLEARY IS GAY		25138		XNHTT	
NEMO		25215		XNCRX	
JOSEPH R CONDO		25336		XNCCT	
MICKEY MOUSE		25360		XNNMJ	
CLYDECOOK		25682		XNHFH	
JOHN FOLEY JR		25682		XNNHX	
JOHN FOLEY JR		25682		XNNMF	
JOHN FOLEY		25683		XNNRX	
JAMES R DILORETO		25743		XNNCC	

General Assembly 5th District
Vote for Two

Political Subdivision: Write-in Name	Legislative Dist 5	Machine	Vote for Two	Machine	Vote for Two
JORDAN-CRAWLEY		25070		XNNRT	
AASIM-JOHNSON		25070		XNNRT	
BEAMER		25215		XNCRX	
TOM		25215		XNCRX	
JOE MILLER		25216		XNNMZ	
VERMIN SUPREME		25344		XNJTM	
KEVIN KAIN		25463		XNCMF	
JAMES R DILORETO		25743		XNNCC	

CAML_20211102_E

November 2, 2021

Write-in Detail by Political Subdivision
Camden County

Local BOE-Audubon Boro/Park
Vote for Three

Political Subdivision: Write-in Name	Audubon School District	Machine	Vote for Three	Machine	Vote for Three
KELLY TOMEO		25330		XNHFY	
JAMES BRESLIN		25330		XNHHT	
VANESSA WHALEN		25330		XNJFF	
VANESSA WHALEN		25330		XNJFH	
ANDREW HUBOIS		25330		XNJFN	
KELLY TOMEO		25330		XNJFR	
TOMEIO		25330		XNJFT	
KELLY		25330		XNJFX	
VANESSA WHALEN		25330		XNJFX	
KELLY TOMEO		25330		XNJHH	
ANDREA ROBINSON		25330		XNJHR	
KELLY TOMEO		25330		XNJMN	
VANESSA WHALEN		25330		XNJMN	
KELLY TOMEO		25330		XNJMR	
VANESSA WHALEN		25330		XNJMR	
ANDREA ROBINSON		25330		XNJMX	
VANESSA WHALEN		25330		XNJRC	
KELLY TOMEO		25330		XNJRF	
KELLY-TOMEIO		25330		XNJTC	
VANESSA WHALEN		25330		XNJTZ	
KELLY TOMEO		25330		XNJTZ	
KELLY TAMEIO		25330		XNJZZ	
VANESSA-WHALEN		25330		XNNHF	
KELLY-TOMEIO		25330		XNNHF	
ANDREA ROBINSON		25330		XNNHT	
VANESSA-WHALEN		25330		XNNHX	
ANDREA-ROBINSON		25330		XNNHX	
ANDREA-ROBINSON		25330		XNNMJ	
ANDREA-ROBINSON		25330		XNNMM	
ANDREA ROBINSON		25330		XNNMT	
KELLY TOMEO		25330		XNRF0	
VANESSA WHALEN		25330		XNRF0	
MARK GATTI		25333		XNCJH	
ANDREA ROBINSON		25333		XNCJH	
KELLYTOMEIO		25333		XNHTX	
KELLY TOMEO		25333		XNNMF	
VANESSA WHALEN		25333		XNNMF	
EVA ROBINSON		25333		XNNRH	
TIM MOONEY		25333		XNRF0	

CAM_20211102_E
November 2, 2021
Write-in Detail by Political Subdivision
Camden County

Political Subdivision: Legislative Dist 6		Machine		Voter Tag	
Write-in Name					
State Senate 6th District Vote for One					
ALEX LAW		25282		XNJMR	
TIDDLES MCPHOCK		25292		XNCHR	
DAVID TURCHI		25294		XNNMH	
TRINA GLASS		25295		XNCCJ	
BRYONKETCHUM		25354		XNJHF	
SUSAN ALTMAN		25416		XNRFN	
MURRAY EEL		25465		XNHFR	
DENNIS GORMLEY		25468		XNHFF	
ANYONE-BUT-BEACH		25516		XNHHT	
ILHAN OMAR		25519		XNHTR	
GRACE BRANIGAN		25526		XNNCR	
KATIE DELANEY		25715		XNHTX	

Political Subdivision: Legislative Dist 6		Machine		Voter Tag	
Write-in Name					
General Assembly 6th District Vote for Two					
TODD MASON		23717		XNRRR	
ROB COSTELLO		23724		XNCHM	
JOHN GARCIA		25027		XNNMT	
JOHN GARCIA		25027		XNNMT	
GREEN PARTY CANDIDATE		25079		XNCZY	
GREEN PARTY CANDIDATE		25079		XNCZY	
JOHN FOLEY		25087		XNJFC	
BUGS BUNNY		25118		XNHFC	
RHYS HOSKINS		25118		XNHFC	
NONORCROSS		25130		XNHFF	
NONORCROSS		25130		XNHFF	
DANNY DEVITO		25132		XNCRJ	
SAM NAHEM		25132		XNCRJ	
JEANETTE SCANLON		25133		XNRRR	
EDDIE CLUTCH		25196		XNCHT	
TIDDLES MCPHOCK		25292		XNCHR	
DAVID TURCHI		25294		XNNMH	
DAVID TURCHI		25294		XNNMH	
JOSHUAPAYNE		25354		XNJHF	
JOHN FOLEY		25412		XNJTZ	
EFFIE DAMACHINE		25455		XNHFR	

November 03, 2021 11:22 AM
Page 28 of 123

CAM_20211102_E
November 2, 2021
Write-in Detail by Political Subdivision
Camden County

Political Subdivision: Audubon Park		Machine		Voter Tag	
Write-in Name					
Audubon Park Council Vote for Two					
TOM LEONARD		25008		XNCCX	
TOM LEONARD		25008		XNCCX	
CORINNE JACOBY		25008		XNCHC	
CORKY		25008		XNHFC	
CORRINE JACOBY		25008		XNJTN	
CORINNE JACOBY		25008		XNNMM	
CORRINE JACOBY		25008		XNNMX	
AMY PARATORE		25008		XNRFN	
KATHLEEN LOWE		25008		XNRFN	
CORINNE JACOBY		25333		XNCCX	
CORINNE JACOBY		25333		XNHFR	
CORRINE JACOBY		25333		XNHHT	

Political Subdivision: Camden City W2		Machine		Voter Tag	
Write-in Name					
Camden Council Wd 2 UNEX Vote for One					
COREYRUSS		25045		XNRMF	
KEITH WALKER		25367		XNHFM	
ANDREW SELBY		25367		XNHFF	

Political Subdivision: Legislative Dist 6		Machine		Voter Tag	
Write-in Name					
State Senate 6th District Vote for One					
ALICE CHANG		23717		XNRRR	
JOHN GARCIA		25027		XNNMT	
GREEN PARTY CANDIDATE		25079		XNCZY	
BRUCE SPRINGSTEEN		25118		XNHFC	
NOBEACH		25130		XNHFF	
KATE DELANEY		25131		XNHFX	
KATE DELANEY		25132		XNCHT	
JAMES CONNOLLY		25132		XNCRJ	
BEECH IS STOOGEE		25191		XNHTZ	
LOSTNUBOUND		25196		XNCHT	
NEITHER-PARTY.		25247		XNJFN	
BRIAN LAWRENCE		25259		XNJTC	

November 03, 2021 11:22 AM
Page 27 of 123

CAM_20211102_E
November 2, 2021
Write-in Detail by Political Subdivision
Camden County

General Assembly 6th District
Vote for Two

Political Subdivision: Legislative Dist 6

Write-in Name	Machine	Vote for Two	Machine	Vote for Two
NO ONE	25465	XNHR		
SUSAN ALTMAN	25468	XNHFH		
KATIE DELANY	25468	XNHFH		
DOMINIC LEE	25519	XNCHN		
RASHIDA TLAB	25519	XNHTR		
CORI BUSH	25519	XNHTR		
BRETT	25569	XNJTR		
BRYCE HARPER	25715	XNHTX		

Barrington Council
Vote for Two

Political Subdivision: Barrington

Write-in Name	Machine	Vote for Two	Machine	Vote for Two
NEITHER	25334	XNRRN		
NEITHER	25334	XNRRN		
ALEXANDRIA MCCORMICK	25338	XNHNH		
STEPHEN TETI	25338	XNHNH		

Local BOE- Barrington Boro
Vote for Three

Political Subdivision: Barrington

Write-in Name	Machine	Vote for Three	Machine	Vote for Three
LEHMAN	25010	XNCMN		
LOUIS WASHINGTON	25010	XNCR		
JOSHUA BOLLING	25010	XNRT		
DAVID-MOORE	25011	XNCR		
MICHELLE WEBSTER	25011	XNHTX		
KRISTEN LAMPE	25011	XNJFT		
ELIZABETH CONVERSE	25011	XNJCZ		
JAIME-MCELREE	25011	XNMT		
JAIME-MCELREE	25011	XNMT		
RICHARD-MCELREE	25011	XNMT		
KRISTIN LAMPE	25011	XNMZ		
NNNNNNNNNN	25011	XNRFH		
DAVID MOORE	25334	XNHFM		
TROY JURIMAS	25334	XNJMN		
MANDI HAWKINS	25334	XNJNZ		

CAM_20211102_E
November 2, 2021
Write-in Detail by Political Subdivision
Camden County

Local BOE- Barrington Boro
Vote for Three

Political Subdivision: Barrington

Write-in Name	Machine	Vote for Three	Machine	Vote for Three
JOSEPH TURS	25334	XNCJ		
MOLLY HARKINS	25334	XNMZ		
JIM	25335	XNCJC		
DOUGLAS BANKES	25335	XNJFF		
DAVID MOORE	25335	XNMIF		
WILLIAM MOORE	25336	XNCCT		
JOHN ROMANO	25336	XNMR		
CHRISTOPHER SARGENT	25336	XNCRH		
DOUG FRIED	25336	XNJFR		
DOUG FRIED	25336	XNJFR		
DOUG FRIED	25336	XNJFR		
JENNIFER SANDS	25336	XNJZZ		
JENNIFER SANDS	25336	XNRRM		
JACLYN-BONANNO	25336	XNRFJ		
KRISTIN LAMPE	25337	XNCJ		
KRISTEN LAMPE	25337	XNCH		
DAVID MOORE	25337	XNCJH		
KRISTEN LAMPE	25337	XNCJH		
ISNLAMPE	25337	XNMC		
DAVID-MOORE	25337	XNHT		
KRISTIN LAMPE	25337	XNHN		
KRISTIN-LAMPE	25337	XNMC		
NOBODY	25337	XNMM		
JENNIFERSANDS	25337	XNMM		
KIM KELLOGG	25337	XNMR		
ADAM ELGART	25338	XNCH		
ADAM ELGART	25338	XNCH		
ADAM ELGART	25338	XNCH		
JACK BAILEY	25338	XNCH		
STEPHEN TETI	25338	XNCH		
PATRICK WHALEN	25338	XNHN		
ALEXANDRIA MCCORMICK	25338	XNHN		

Local BOE-Barrington Boro UNEX
Vote for One

Political Subdivision: Barrington

Write-in Name	Machine	Vote for One	Machine	Vote for One
JOHN LEHMAN	25010	XNCMN		

CAM_20211102_E
November 2, 2021
Write-in Detail by Political Subdivision
Camden County

General Assembly 8th District
Vote for Two

Political Subdivision: Write-in Name	Machine	Vote for Two	Legislative Dist 8	Machine	Vote for Two	Legislative Dist 8	Machine	Vote for Two	Legislative Dist 8
YOLO	25273	XNHFZ		25273	XNHFZ		25273	XNHFZ	
STRIKE NOW	25273	XNHFZ		25273	XNHFZ		25273	XNHFZ	
DENISE GONZALEZ	25597	XNRFJ		25597	XNRFJ		25597	XNRFJ	

Belmawr Council
Vote for Two

Political Subdivision: Write-in Name	Machine	Vote for Two	Belmawr	Machine	Vote for Two	Belmawr	Machine	Vote for Two	Belmawr
ERIC HEIDRICH	25015	XNHFZ		25015	XNHFZ		25015	XNHFZ	
BILL GROFF	25015	XNHFZ		25015	XNHFZ		25015	XNHFZ	
BILL GROFF	25015	XNHFZ		25015	XNHFZ		25015	XNHFZ	
ERIC HEIDRICH	25015	XNHFZ		25015	XNHFZ		25015	XNHFZ	
PAUL DEANGELIS	25016	XNCFJ		25016	XNCFJ		25016	XNCFJ	
PAGLIA	25016	XNCFH		25016	XNCFH		25016	XNCFH	
BILL GROFF	25016	XNJHH		25016	XNJHH		25016	XNJHH	
BLAKE PRZYBYSZENSKI	25016	XNJZZ		25016	XNJZZ		25016	XNJZZ	
ANNAMARIE-STOLFO	25016	XNNMF		25016	XNNMF		25016	XNNMF	
PAUL DEANGELIS	25016	XNNMH		25016	XNNMH		25016	XNNMH	
PAUL DEANGELIS	25016	XNRRR		25016	XNRRR		25016	XNRRR	
SYLVIO DICRISTO	25340	XNCMT		25340	XNCMT		25340	XNCMT	
SYLVIO DICRISTO	25340	XNCFJ		25340	XNCFJ		25340	XNCFJ	
BILL GROFF	25340	XNHFJ		25340	XNHFJ		25340	XNHFJ	
WILLIAM GROFF	25341	XNNCC		25341	XNNCC		25341	XNNCC	
BILL GROFF	25341	XNNCC		25341	XNNCC		25341	XNNCC	
PAUL-DEANGELIS	25342	XNNRC		25342	XNNRC		25342	XNNRC	
BILL GROFF	25342	XNRMF		25342	XNRMF		25342	XNRMF	
TARA FEELEY	25343	XNHFH		25343	XNHFH		25343	XNHFH	
ANNA MOORE	25343	XNHFH		25343	XNHFH		25343	XNHFH	
NO-DRUNKS	25343	XNNMJ		25343	XNNMJ		25343	XNNMJ	
BRYCE HARPER	25343	XNNRX		25343	XNNRX		25343	XNNRX	
AMANDA HIGABOTHM	25343	XNNRX		25343	XNNRX		25343	XNNRX	
RICHARD KULPA	25343	XNRMF		25343	XNRMF		25343	XNRMF	
JOSEPH REIBER	25343	XNRMF		25343	XNRMF		25343	XNRMF	
SANDY VALDEZ	25344	XNCCF		25344	XNCCF		25344	XNCCF	
BILL GROFF	25344	XNCCF		25344	XNCCF		25344	XNCCF	
BILL GROFF	25344	XNCCF		25344	XNCCF		25344	XNCCF	
SCOTT PARKER	25345	XNCMH		25345	XNCMH		25345	XNCMH	
ART TESSIER	25345	XNCMH		25345	XNCMH		25345	XNCMH	

November 03, 2021 11:22 AM
Page 32 of 123

CAM_20211102_E
November 2, 2021
Write-in Detail by Political Subdivision
Camden County

Local BOE-Barrington Boro UNEX
Vote for One

Political Subdivision: Write-in Name	Machine	Vote for One	Barrington	Machine	Vote for One	Barrington	Machine	Vote for One	Barrington
JOSEPH R KOERNER JR	25010	XNRFI		25010	XNRFI		25010	XNRFI	
JENNIFER SANDS	25011	XNCMN		25011	XNCMN		25011	XNCMN	
SHERRY CHIN-GLASER	25011	XNCRF		25011	XNCRF		25011	XNCRF	
MICHELLE WEBSTER	25011	XNHTX		25011	XNHTX		25011	XNHTX	
SHERRY CHIN-GLASER	25011	XNJTZ		25011	XNJTZ		25011	XNJTZ	
JAIME-MCELREE	25011	XNNMT		25011	XNNMT		25011	XNNMT	
MIKESEELEY	25334	XNCCJ		25334	XNCCJ		25334	XNCCJ	
DAVID MOORE	25334	XNCFH		25334	XNCFH		25334	XNCFH	
ANYBODY	25334	XNJHT		25334	XNJHT		25334	XNJHT	
TROY JURIMAS	25334	XNJMN		25334	XNJMN		25334	XNJMN	
KRISTEN-LAMPE	25334	XNJNZ		25334	XNJNZ		25334	XNJNZ	
JOSEPH TURSJI	25334	XNNCJ		25334	XNNCJ		25334	XNNCJ	
KRISTIN LAMPE	25334	XNNMJ		25334	XNNMJ		25334	XNNMJ	
KRISTIN LAMPE	25334	XNNRZ		25334	XNNRZ		25334	XNNRZ	
DAVID MOORE	25335	XNRFN		25335	XNRFN		25335	XNRFN	
JENNA-COLLINS	25336	XNCFH		25336	XNCFH		25336	XNCFH	
WILLIAM MOORE	25336	XNCCT		25336	XNCCT		25336	XNCCT	
JOHN ROMANO	25336	XNCMR		25336	XNCMR		25336	XNCMR	
DOUG FRIED	25336	XNJFR		25336	XNJFR		25336	XNJFR	
JENNIFER SANDS	25336	XNJZZ		25336	XNJZZ		25336	XNJZZ	
JENNIFER SANDS	25336	XNRFI		25336	XNRFI		25336	XNRFI	
DAVID-MOORE	25336	XNRRZ		25336	XNRRZ		25336	XNRRZ	
JACLYN-BONANNO	25337	XNCCC		25337	XNCCC		25337	XNCCC	
CRISTIN LAMPE	25337	XNJFM		25337	XNJFM		25337	XNJFM	
JENNIFER ARASIM	25337	XNNMJ		25337	XNNMJ		25337	XNNMJ	
NOBODY	25337	XNNMM		25337	XNNMM		25337	XNNMM	
ADAM ELGART	25338	XNNCH		25338	XNNCH		25338	XNNCH	
ADAM ELGART	25338	XNRFJ		25338	XNRFJ		25338	XNRFJ	

State Senate 8th District
Vote for One

Political Subdivision: Write-in Name	Machine	Vote for One	Legislative Dist 8	Machine	Vote for One	Legislative Dist 8
BLACK-JESUS	25273	XNHFZ		25273	XNHFZ	
STEVE PAKRADOONI	25597	XNRFJ		25597	XNRFJ	

November 03, 2021 11:22 AM
Page 31 of 123

CAM_20211102_E
November 2, 2021
Write-in Detail by Political Subdivision
Camden County

Political Subdivision:	Write-in Name	Machine	Machine	Write-in Name	Machine	Machine	Write-in Name	Machine	Machine	Write-in Name	Machine	Machine
Belmawr				Belmawr Council	25345	XNJMC						
	HERAMBE	25345	XNJMC									
	BOB SAGET	25345	XNJMC									
	PAUL DEANGELIS	25713	XNJMIN									
	BILL-GROFF	25769	XNCMF									
	BILL GROFF	25769	XNHTZ									
	SANDY VALDEZ	25769	XNHTZ									
	PAUL D'ANGELIS	25769	XNJMR									
	SHANE MERTZ	25769	XNNMJ									
	BILL GROFF	25769	XNNMJ									
	B G OFF	25769	XNRFH									
	DWI HAGGERTY	25769	XNRFH									
				Local BOE- Belmawr Boro								
Belmawr				Belmawr Council	25016	XNCHF						
	PAGLIA	25016	XNCHF									
	CLAUDE DEFRINE	25016	XNJFN									
	JASON HIGGINS	25016	XNJHM									
	COURTNEY CIFUNI	25340	XNCCZ									
	MOHAMMADKABIR	25340	XNMT									
	GEOFFREY CLARK	25343	XNHFH									
	PETRA CLARK	25343	XNHFH									
	NO-DOPE	25343	XNNMJ									
	BART	25344	XNJTM									
	LISA-YOUNG	25769	XNCHN									
				Belmawr Council								
Belmawr				Belmawr Council	25021	XNHTF						
	MICHAEL MURPHY	25021	XNHTF									
	CAROL CHOJNACKI	25022	XNCFZ									
	KIMBERLY CHOJNACKI	25022	XNCFZ									
	GARY BEHNKE	25022	XNCHR									
	WILLIAM BEHNKE	25022	XNCHR									
	MARTIN DURNNEY	25022	XNCFZ									

November 03, 2021 11:22 AM
Page 33 of 123

CAM_20211102_E
November 2, 2021
Write-in Detail by Political Subdivision
Camden County

Political Subdivision:	Write-in Name	Machine	Machine	Write-in Name	Machine	Machine	Write-in Name	Machine	Machine	Write-in Name	Machine	Machine
Berlin Boro				Berlin Boro Council	25022	XNCCM						
	CHRISTINE HARTZAG	25022	XNCCM									
	MICKEY MOUSE	25022	XNJCC									
	NOTTHESCOMBAGS	25022	XNJCC									
	WAYNE BONFIGLIO	25023	XNCMZ									
	RUSHI PANDYA	25023	XNCMZ									
	STEPH GREENBURG	25023	XNJZC									
	LUCY RUSSO	25023	XNJZC									
	JAMES BILLELA	25023	XNNRT									
	CARL CANFIELD JR	25024	XNNMX									
	NA	25346	XNNCN									
	NA	25346	XNNCN									
	ANNESCHAEFER	25348	XNHTT									
	BILLCARUSO	25348	XNHTT									
	JAMES BILLELA	25348	XNNCR									
	JAMES BILLELA	25348	XNNCR									
	CARLWCANFIELDJR	25349	XNHFH									
	MICKEY-MOUSE	25349	XNJZN									
				Gloucester City Council Ward 1								
Gloucester City W1				Gloucester City W1	25137	XNRMX						
	DANIEL SEARS	25137	XNRMX									
	NO	25138	XNCMT									
	LESLEY BROWN	25138	XNHTH									
	PATRICK J WARD	25139	XNCJM									
	JOHN RAUBE	25139	XNNMF									
	FUZZYHAGAN	25139	XNRRR									
	MORGAN-REICHNER	25463	XNNCH									
	LETSGO BRANDON	25464	XNNHN									
	JESSE SATMARY	25464	XNNHT									
	JOHN RAUBE	25464	XNNRN									
	CHRISTOPHER KUHNEL	25464	XNRFH									

November 03, 2021 11:22 AM
Page 34 of 123

CAM_20211102_E
November 2, 2021
Write-in Detail by Political Subdivision
Camden County

Berlin Twp Mayor
Vote for One

Political Subdivision: Write-in Name	Berlin Twp	Machine	Vote for One	Machine	Vote Tag
GEROLD PETERSEN		25353		25353	XNNRC
GERARD PETERSON		25353		25353	XNNRH
GERARD PETERSEN		25353		25353	XNNRT
GERARD PETERSEN		25354		25354	XNCFN
GERARD PETERSEN		25354		25354	XNCHJ
GERARD PETERSEN		25354		25354	XNCJC
PETERSON		25354		25354	XNCJJ
GERARD PETERSEN		25354		25354	XNCJM
GERARD		25354		25354	XNCJR
PETERSON		25354		25354	XNCRN
GERARD PEDERSEN		25354		25354	XNCTR
PETERSON		25354		25354	XNCTT
GERALD PETERSON		25354		25354	XNCZZ
GERARD PETERSON		25354		25354	XNHFF
GERARD PETERSON		25354		25354	XNHFZ
GERARD PETERSON		25354		25354	XNJCH
DONALD TRUMP		25354		25354	XNJJC
GERARD PETERSEN		25354		25354	XNJCX
GERARD PETERSEN		25354		25354	XNJFF
GERARD PETERSEN		25354		25354	XNJFJ
GERARD PETERSEN		25354		25354	XNJFT
GERARD PETERSEN		25354		25354	XNJHM
GERARD PETERSON		25354		25354	XNJHT
GERARD PETERSEN		25354		25354	XNLJC
GERARD PETERSEN		25354		25354	XNJMC
PEDERSEN		25354		25354	XNJMT
GERARD PETERSON		25354		25354	XNJNF
PETERSON		25354		25354	XNJRM
GERAD PETERSON		25354		25354	XNJXF
PAUL MAGGI		25354		25354	XNJZJ
GERARD PETERSEN		25354		25354	XNJZR
AL SILVA		25354		25354	XNNGH
GERARD PETERSEN		25354		25354	XNNHC
STEPHANIE JULIANO		25354		25354	XNNHU
GERARD PETERSEN		25354		25354	XNNMH
GERARD PETERSON		25354		25354	XNNMZ
GERARD PETERSEN		25354		25354	XNNRC
JOSEPH-FAZAKERLEY		25354		25354	XNRFK
GERARD PETERSEN		25716		25716	XNCCX

CAM_20211102_E
November 2, 2021
Write-in Detail by Political Subdivision
Camden County

Berlin Twp Mayor
Vote for One

Political Subdivision: Write-in Name	Berlin Twp	Machine	Vote for One	Machine	Vote Tag
GERARD-PETERSON		25351		25351	XNJMI
GERARD PETERSEN		25351		25351	XNJMN
GERARD PETERSEN		25351		25351	XNJMZ
PETERSO		25351		25351	XNJRF
GERARD PETERSON		25351		25351	XNJRN
GERARD PETERSON		25351		25351	XNJTC
GERARD-PETERSEN		25351		25351	XNJTX
PETERSEN		25351		25351	XNJZX
RRO PETERSEN		25351		25351	XNNHR
GERARD-PETERSEN		25351		25351	XNNHT
GERARD-PETERSON		25351		25351	XNNMN
GERARD PETERSON		25351		25351	XNNRJ
GERARD PETERSON		25352		25352	XNCJC
STACEY JULIANO		25352		25352	XNCMC
VANILLA ICE		25352		25352	XNCMN
GERARD PETERSEN		25352		25352	XNCMR
GERARD PETERSEN		25352		25352	XNCMT
GERARD PETERSON		25352		25352	XNHTH
GERARD-PETERSEN		25352		25352	XNNGH
GERARD PETERSON		25352		25352	XNNCM
GERARD PETERSON		25352		25352	XNNHR
GERARD PETERSEN		25352		25352	XNNRH
GERARD PETERSEN		25352		25352	XNNRC
GERARD PETERSEN		25352		25352	XNNRX
GERALD PETERSON		25352		25352	XNRRR
GERARD PETERSON		25353		25353	XNCMM
STACEY JULIANO		25353		25353	XNCRR
CHRISTINE PETERSEN		25353		25353	XNCRF
GEORGE BUSH		25353		25353	XNHFF
GIANA GATTIS		25353		25353	XNHFT
GERARD PETERSEN		25353		25353	XNHHT
GERARD PETERSON		25353		25353	XNHTT
BAG OF CATSHIT		25353		25353	XNHTZ
GERARD PETERSEN		25353		25353	XNNCR
GERARD PETERSEN		25353		25353	XNNHC
GERARD PETERSON		25353		25353	XNNHU
GERARD PETERSON		25353		25353	XNNMJ
GERARD PETERSON		25353		25353	XNNNR
GERARD PETERSON		25353		25353	XNNHT
PETERSON		25353		25353	XNNHZ
GERARD PETERSEN		25353		25353	XNNMF

CAM_20211102_E
November 2, 2021
Write-in Detail by Political Subdivision
Camden County

Berlin Twp Council
Vote for Two

Political Subdivision: Write-in Name	Berlin Twp	Machine	Vote for Two	Machine	Vote for Two
JOSHUA PAYNE		25027	XNHZ		
BRYAN KETCHUM		25027	XNHZ		
JOSHUA PAYNE		25027	XNHT		
BRYAN KETCHUM		25027	XNHT		
JOSHUA PAYNE		25027	XNJT		
BRYAN KETCHUM		25027	XNJT		
MARK BOZAK		25027	XNMM		
JOSHUA PAYNE		25027	XNMR		
BRYAN KETCHUM		25027	XNMR		
JOHN GARCIA		25027	XNMT		
JOHN GARCIA		25027	XNMT		
JANET NIELSEN		25027	XNRF		
JOSHUA PAYNE		25028	XNCJH		
BRYAN KETCHUM		25028	XNCJH		
JOSHUA PAYNE		25028	XNMF		
BRYAN KETCHUM		25028	XNMF		
JOSHUA PAYNE		25028	XNCMH		
BRYAN KETCHUM		25028	XNCMH		
JOSHUA-PAYNE		25028	XNHZ		
BRYAN-KETCHUM		25028	XNHZ		
JOSHUA PAYNE		25028	XNHT		
BRYAN KETCHUM		25028	XNHT		
JOSHUA PAYNE		25028	XNJZJ		
BRYAN KETCHUM		25028	XNJZJ		
NO		25028	XNNHM		
NO		25028	XNNHM		
JOSHUA PAYNE		25028	XNNHX		
JOSHUA PAYNE		25028	XNNHZ		
BRYAN KETCHUM		25028	XNNHZ		
JOSHUA PAYNE		25028	XNNMN		
BRYAN KETCHUM		25028	XNNMN		
JOSHUA PAYNE		25028	XNNMT		
BRYAN KETCHUM		25028	XNNMT		
JOSHUA PAYNE		25028	XNNMX		
BRYAN KETCHUM		25028	XNNMX		
JOSHUA PAYNE		25028	XNNRJ		
BRYAN KETCHUM		25028	XNNRJ		
BRYAN-KETEHUM		25028	XNNRN		
JOSHUA PAYNE		25028	XNNRZ		

CAM_20211102_E
November 2, 2021
Write-in Detail by Political Subdivision
Camden County

Berlin Twp Mayor
Vote for One

Political Subdivision: Write-in Name	Berlin Twp	Machine	Vote for One	Machine	Vote for One
GERARD PETERSEN		25716	XNCMJ		
GERAD PETERSON		25716	XNCRR		
PETERSEN		25716	XNHFF		
JERRAD PETERSON		25716	XNHTJ		
GERALD PETERSEN		25716	XNHTT		
STACEY-JULIANO		25716	XNHTX		
GERARD PETERSEN		25716	XNJZN		
PETERSEN		25716	XNCC		
PETERSON		25716	XNCJ		
GERARD PETERSEN		25716	XNCCM		
GERARD PETERSEN		25716	XNHH		
GERARD PETERSEN		25716	XNHHU		
GGERALDPETERSON		25716	XNHHM		
GERARD PETERSEN		25716	XNNMJ		
GERARD PETERSON		25716	XNNMT		
DONALD-DUCK		25716	XNNRF		
PETERSEN		25716	XNNRH		
GERARD		25716	XNNRM		

CAM_20211102_E
November 2, 2021
Write-in Detail by Political Subdivision
Camden County

Berlin Twp Council
Vote for Two

Political Subdivision: Write-in Name	Machine	Vote for Two	Machine	Vote for Two
BRYAN KETCHUM	25028	XNRRZ		
JOSHUA PAYNE	25028	XNRRR		
BRYAN-KETCHUM	25028	XNRRR		
JOSHUA PAYNE	25351	XNCCC		
BRYAN KETCHUM	25351	XNCCM		
JOSHUA PAYNE	25351	XNCCM		
BRYAN KETCHUM	25351	XNCFR		
JOSHUA PAYNE	25351	XNCFZ		
BRYAN KETCHUM	25351	XNCFZ		
BRYAN KETCHUM	25351	XNCHF		
JOSHUA PAYNE	25351	XNCHF		
ELISE ALUETTO	25351	XNCHH		
CANDACE HULSE	25351	XNCHH		
JOSHUA PAYNE	25351	XNCHM		
BRYAN KETCHUM	25351	XNCHM		
JOSHUA PAYNE	25351	XNCHX		
BRYAN KETCHUM	25351	XNCHX		
JOSHUA PAYNE	25351	XNCRF		
BRYAN KETCHUM	25351	XNCRF		
JOSHUA PAYNE	25351	XNCRN		
BRYAN KETCHUM	25351	XNCRN		
JOSHUA PAYNE	25351	XNCTM		
BRYAN KETCHUM	25351	XNCTM		
JOSHUA PAYNE	25351	XNHFT		
BRYAN KETCHUM	25351	XNHFT		
JOSHUA PAYNE	25351	XNHFZ		
BYRAN KETCHUM	25351	XNHFZ		
JOSHUA PAYNE	25351	XNHTT		
BRYAN KETCHUM	25351	XNHTT		
JOSH PAYNE	25351	XNJCH		
BRYAN KETCHUM	25351	XNJCH		
JOSHUA-PAYNE	25351	XNJFH		
BRYAN-KETCHUM	25351	XNJFH		
JOSHUA PAYNE	25351	XNJFN		
BRYAN KETCHUM	25351	XNJFN		
JOSHUA PAYNE	25351	XNJHC		
BRYAN KETCHUM	25351	XNJHC		

November 03, 2021 11:22 AM Page 41 of 123

CAM_20211102_E
November 2, 2021
Write-in Detail by Political Subdivision
Camden County

Berlin Twp Council
Vote for Two

Political Subdivision: Write-in Name	Machine	Vote for Two	Machine	Vote for Two
JOSH PAYNE	25351	XNJHM		
BRYAN KETCHUM	25351	XNJHM		
KHM	25351	XNJMF		
PETERSON	25351	XNJMH		
PAYNE-KETCHUM	25351	XNJMH		
BRYAN-KETCHUM	25351	XNJMM		
JOSHUA PAYNE	25351	XNJMN		
BRYAN KETCHUM	25351	XNJMN		
JOSHUA PAYNE	25351	XNJMZ		
BRYAN KETCHUM	25351	XNJMZ		
JOSH PAYNE	25351	XNJRN		
BRYAN KETCHUM	25351	XNJRN		
JOSHUA-PAYNE	25351	XNJTX		
BRYAN-KETCHUM	25351	XNJTX		
JOSHUA	25351	XNNHR		
BRYAN-KETCHUM	25351	XNNHR		
JOSHUA-PAYNE	25351	XNNHT		
BRYAN-KETCHUM	25351	XNNHT		
JOSHUA-PAYNE	25351	XNNMN		
BRYAN-KETCHUM	25351	XNNMN		
JOSHUA PAYNE	25351	XNNRJ		
BRYAN KETCHUM	25351	XNNRJ		
JOSHUA PAYNE	25352	XNCMC		
BRYAN KETCHUM	25352	XNCMC		
ROBERT DEPALMA	25352	XNCMN		
JOSHUA PAYNE	25352	XNCMR		
BRYAN KETCHUM	25352	XNCMR		
JOSHUA PAYNE	25352	XNHFZ		
BRYAN KETCHUM	25352	XNHFZ		
JOSHUA PAYNE	25352	XNHHT		
BRYAN KETCHUM	25352	XNHHT		
OSHAAYNE	25352	XNNCH		
BRYAN-KETCHUM	25352	XNNCH		
PAYNE-KETCHUM	25352	XNNCM		
JOSHUA PAYNE	25352	XNNRC		
BRYAN KETCHUM	25352	XNNRC		
JOSHUA PAYNE	25352	XNNRH		
BRYAN KETCHUM	25352	XNNRH		
JOSHUA PAYNE	25352	XNNRR		
BRYAN KETCHUM	25352	XNNRR		

November 03, 2021 11:22 AM Page 42 of 123

CAM_20211102_E
November 2, 2021
Write-in Detail by Political Subdivision
Camden County

Berlin Twp Council
Vote for Two

Political Subdivision: Write-in Name	Berlin Twp	Machine	Vote for Two	Voter Tag
BRYAN KETCHUM		25352	XNRRR	XNRRR
JOSHUA PAYNE		25353	XNCMM	XNCMM
BRYAN KETCHUM		25353	XNCMM	XNCMM
MICHAEL GATTIS		25353	XNHFT	XNHFT
LORI STREAHLE		25353	XNHFT	XNHFT
JOSHUA PAYNE		25353	XNHTH	XNHTH
BRYAN KETCHUM		25353	XNHTH	XNHTH
JOSHUA PAYNE		25353	XNHTT	XNHTT
BRYAN KETCHUM		25353	XNHTT	XNHTT
BATMAN		25353	XNHTZ	XNHTZ
LIQUID FEES		25353	XNHTZ	XNHTZ
JOSHUA PAYNE		25353	XNNCR	XNNCR
BRYAN KETCHUM		25353	XNNCR	XNNCR
JOSHUA-PAYNE		25353	XNNHC	XNNHC
BRYAN-KETCHUM		25353	XNNHC	XNNHC
JOSHUA PAYNE		25353	XNNHU	XNNHU
BRYAN KETCHUM		25353	XNNHU	XNNHU
JOSHUA PAYNE		25353	XNNHR	XNNHR
BRYAN KETCHUM		25353	XNNHR	XNNHR
JOSHUA PAYNE		25353	XNNHT	XNNHT
BRYAN KETCHUM		25353	XNNHT	XNNHT
KETCHUM		25353	XNNHZ	XNNHZ
BRIAN KETCHUM		25353	XNNRC	XNNRC
JOSHUA PAYNE		25353	XNNRH	XNNRH
BRYAN KETCHUM		25353	XNNRH	XNNRH
JOSHUA PAYNE		25353	XNNRT	XNNRT
BRYAN KETCHUM		25353	XNNRT	XNNRT
JOSHUA PAYNE		25353	XNRFH	XNRFH
BRYAN KETCHUM		25353	XNRFH	XNRFH
JOSHUA PAYNE		25353	XNRMT	XNRMT
BRYAN KETCHUM		25353	XNRMT	XNRMT
JOSHUA PAYNE		25354	XNCFN	XNCFN
BRYAN KETCHUM		25354	XNCFN	XNCFN
JOSHUA PAYNE		25354	XNCHU	XNCHU
BRYAN KETCHUM		25354	XNCHU	XNCHU
JOSHUA PAYNE		25354	XNCHU	XNCHU
BRYAN KETCHUM		25354	XNCJC	XNCJC
PAYNE		25354	XNCRN	XNCRN
KETCHUM		25354	XNCRN	XNCRN

CAM_20211102_E
November 2, 2021
Write-in Detail by Political Subdivision
Camden County

Berlin Twp Council
Vote for Two

Political Subdivision: Write-in Name	Berlin Twp	Machine	Vote for Two	Voter Tag
JOSHUA PAYNE		25354	XNCTR	XNCTR
BRYAN KETCHUM		25354	XNCTR	XNCTR
JOSHUA PAYNE		25354	XNHFF	XNHFF
BRYAN KETCHUM		25354	XNHFF	XNHFF
JOSHUA PAYNE		25354	XNHFF	XNHFF
BRYAN KETCHUM		25354	XNHFF	XNHFF
JOSH PAYNE		25354	XNUGH	XNUGH
BRYAN KETCHUM		25354	XNUGH	XNUGH
JOSH PAYNE		25354	XNJCU	XNJCU
BRYAN KETCHUM		25354	XNJCU	XNJCU
JOSHUA PAYNE		25354	XNJCX	XNJCX
BRYAN KETCHUM		25354	XNJCX	XNJCX
JOSHUA PAYNE		25354	XNJCZ	XNJCZ
BRYAN KETCHUM		25354	XNJCZ	XNJCZ
JOSHUA PAYNE		25354	XNJFC	XNJFC
BRYAN KETCHUM		25354	XNJFC	XNJFC
JOSHUA PAYNE		25354	XNJFF	XNJFF
BRYAN KETCHUM		25354	XNJFF	XNJFF
JOSHUA PAYNE		25354	XNJFJ	XNJFJ
BRYAN KETCHUM		25354	XNJFJ	XNJFJ
JOSHUA PAYNE		25354	XNJFN	XNJFN
BRYAN KETCHUM		25354	XNJFN	XNJFN
JOSHUA PAYNE		25354	XNJFT	XNJFT
BRYAN KETCHUM		25354	XNJFT	XNJFT
JOSHUA PAYNE		25354	XNJHM	XNJHM
BRYAN KETCHUM		25354	XNJHM	XNJHM
JOSHUA PAYNE		25354	XNJHT	XNJHT
BRYAN KETCHUM		25354	XNJHT	XNJHT
JOSHUA PAYNE		25354	XNJJC	XNJJC
GERARD PETERSON		25354	XNJJC	XNJJC
JOSHUA PAYNE		25354	XNJMC	XNJMC
BRYAN KETCHUM		25354	XNJMC	XNJMC
JOHN R. JACOBS JR		25354	XNJNF	XNJNF
PAUL IMAGGI		25354	XNJNF	XNJNF
PAUL IMAGGI		25354	XNLUZ	XNLUZ
JOSHUA PAYNE		25354	XNLUZ	XNLUZ
BRYAN KETCHUM		25354	XNLUZ	XNLUZ
NORM SMITH		25354	XNLUZ	XNLUZ
NORM SMITH		25354	XNLUZ	XNLUZ
JOSHUA PAYNE		25354	XNNUC	XNNUC
AL SILVA		25354	XNNUC	XNNUC

CAM_20211102_E
November 2, 2021
Write-in Detail by Political Subdivision
Camden County

Gloucester City Council Ward 2
Vote for One

Political Subdivision: Write-in Name	Machine	Vote for One	Machine	Vote for One
Gloucester City W2				
KANYE WEST	25142	XNCMIN		
CHRISTOPHER W HUGHES	25142	XNJFU		
ERICK WILLIAMS	25743	XNCCR		
ANYONE ELSE	25743	XNCJR		
LISA PARENT	25743	XNJFR		
GRAVY JOHNSON	25743	XNJMU		
CHRISTOPHER LAMB	25743	XNJZN		
DEEZ-NUTS	25743	XNNHR		
MIKENNEY	25744	XNCCC		

Member Board of Fire Comm- Berlin Twp FD1
Vote For Two

Political Subdivision: Write-in Name	Machine	Vote For Two	Machine	Vote For Two
Berlin Twp				
JOHN GARCIA	25027	XNNMT		
JOHN GARCIA	25027	XNNMT		
OO	25351	XNJCT		
NO	25351	XNJCT		
JOE JACKSON	25353	XNHTZ		
JOE JACKSON	25353	XNHTZ		
MICHAEL-SCHAFFER	25716	XNNRC		
LETS GO BRANDON	25716	XNNRH		

Local BOE- Berlin Township
Vote for Three

Political Subdivision: Write-in Name	Machine	Vote for Three	Machine	Vote for Three
Berlin Twp				
JOHN GARCIA	25027	XNNMT		
JOHN GARCIA	25027	XNNMT		
JOHN GARCIA	25027	XNNMT		
MELVIN SHARP	25028	XNCCJ		
MELVIN SHARP	25028	XNCCJ		
MARY CARMONA	25351	XNCHH		
ANTHONY CARMONA	25351	XNCHH		
VICTORIA SAHINA	25351	XNCHH		
NOT KIM STICKY FINGERS	25351	XNJCT		
ANYONE BUT PETERSEN	25351	XNJCT		

November 03, 2021 1:22 AM
Page 46 of 123

CAM_20211102_E
November 2, 2021
Write-in Detail by Political Subdivision
Camden County

Berlin Twp Council
Vote For Two

Political Subdivision: Write-in Name	Machine	Vote For Two	Machine	Vote For Two
Berlin Twp				
AL SILVA	25354	XNNCH		
JOSHUA PAYNE	25354	XNNHC		
BRYAN KETCHUM	25354	XNNHC		
JOSHUA PAYNE	25354	XNNHU		
JOSHUA PAYNE	25354	XNNMH		
BRYAN KETCHUM	25354	XNNMH		
BRYAN PAYNE	25354	XNNMZ		
BRYAN KETCHUM	25354	XNNMZ		
JOSHUA PAYNE	25354	XNNRC		
BRYAN KETCHUM	25354	XNNRC		
JOSEPH FAZAKERLEY	25354	XNRF C		
JOSEPH FAZAKERLEY	25354	XNRF C		
JOSHUA PAYNE	25716	XNCCX		
BRYAN KETCHUM	25716	XNCCX		
BRYAN KETCHUM	25716	XNCCZ		
BRYAN KETCHUM	25716	XNCCZ		
BRYAN PAYNE	25716	XNCMJ		
BRYAN PAYNE	25716	XNCMJ		
PAYNE	25716	XNHTJ		
KETCHUM	25716	XNHTJ		
JOSHUA PAYNE	25716	XNHTX		
BRYON KETCHUM	25716	XNHTX		
KAREK PAYNE	25716	XNCCC		
JOSHUA KETCHUM	25716	XNCCC		
KETCHUM	25716	XNCCJ		
PAYNE	25716	XNCCJ		
JOSHUA PAYNE	25716	XNNHH		
BRYAN KETCHUM	25716	XNNHH		
JOSHUA PAYNE	25716	XNNHU		
BRYAN KETCHUM	25716	XNNHU		
JOSHUA PAYNE	25716	XNNMU		
BRYAN KETCHUM	25716	XNNMU		
BRYAN KETCHUM	25716	XNNMT		
JOSH-PAYNE	25716	XNNRF		
BRYAN-KETCHUM	25716	XNNRF		
PAYNE	25716	XNNRH		
KETCHUM	25716	XNNRH		

November 03, 2021 1:22 AM
Page 45 of 123

CAM_20211102_E
November 2, 2021
Write-in Detail by Political Subdivision
Camden County

Political Subdivision: Write-in Name	Machine	Write-in Name	Machine	Write-in Name	Machine	Write-in Name	Machine	Write-in Name	Machine
Local BOE-Berlin Township Vote for Three	25351	PETERSEN THE PEDO	25351	XNJCT	25351	XNJCT	25351	XNJCT	25351
	25353	CHRISTIAN DUNGAN	25353	XNRMF	25353	XNRMF	25353	XNRMF	25353
	25354	JOHN R JACOBS JR	25354	XNJNF	25354	XNJNF	25354	XNJNF	25354
	25354	KARA LYONS	25354	XNNMZ	25354	XNNMZ	25354	XNNMZ	25354
	25354	JOSEPH FAZAKERLEY	25354	XNRFJ	25354	XNRFJ	25354	XNRFJ	25354
	25354	JOSEPH FAZAKERLEY	25354	XNRFJ	25354	XNRFJ	25354	XNRFJ	25354
	25354	JOSEPH FAZAKERLEY	25354	XNRFJ	25354	XNRFJ	25354	XNRFJ	25354
	25716	STICKY FINGERS	25716	XNNRZ	25716	XNNRZ	25716	XNNRZ	25716
	25716	LINSEYR MOMS	25716	XNNRZ	25716	XNNRZ	25716	XNNRZ	25716
Local BOE-Berlin Twp UNEX 2YR Vote For One	25027	JOHN GARCIA	25027	XNNMT	25027	XNNMT	25027	XNNMT	25027
	25351	ELISE ALUETTO	25351	XNCHH	25351	XNCHH	25351	XNCHH	25351
	25351	GERARD TUB OF LARD	25351	XNJCT	25351	XNJCT	25351	XNJCT	25351
	25353	CHRISTIAN DUNGAN	25353	XNRMF	25353	XNRMF	25353	XNRMF	25353
	25354	JOSEPH FAZAKERLEY	25354	XNRFJ	25354	XNRFJ	25354	XNRFJ	25354
	25716	MR-KETCHUP	25716	XNNRZ	25716	XNNRZ	25716	XNNRZ	25716
Local BOE-Berlin Twp UNEX 1YR Vote for One	25027	JOHN GARCIA	25027	XNNMT	25027	XNNMT	25027	XNNMT	25027
	25351	CANDACE HULSE	25351	XNCHH	25351	XNCHH	25351	XNCHH	25351
	25351	ANYONE BUT THE PERVERT	25351	XNJCT	25351	XNJCT	25351	XNJCT	25351
	25351	BRETT-BATALONI	25351	XNNRR	25351	XNNRR	25351	XNNRR	25351
	25352	KAYLA HANNA	25352	XNRMF	25352	XNRMF	25352	XNRMF	25352
	25353	CHRISTIAN DUNGAN	25353	XNRMF	25353	XNRMF	25353	XNRMF	25353
	25354	JOHN R JACOBS JR	25354	XNJNF	25354	XNJNF	25354	XNJNF	25354
	25354	PAUL MAGGI	25354	XNJZI	25354	XNJZI	25354	XNJZI	25354
	25354	CAROLBERES	25354	XNNHX	25354	XNNHX	25354	XNNHX	25354
	25354	JOSEPH FAZAKERLEY	25354	XNRFJ	25354	XNRFJ	25354	XNRFJ	25354
	25716	BIGBABY	25716	XNNRZ	25716	XNNRZ	25716	XNNRZ	25716

November 03, 2021 11:22 AM Page 47 of 123

CAM_20211102_E
November 2, 2021
Write-in Detail by Political Subdivision
Camden County

Political Subdivision: Write-in Name	Machine	Write-in Name	Machine	Write-in Name	Machine	Write-in Name	Machine	Write-in Name	Machine
Brooklawn Council Vote for Two	25030	CHRIS DRUMMONDS	25030	XNHTJ	25030	XNHTJ	25030	XNHTJ	25030
	25030	KATHLEEN MAASS	25030	XNNHN	25030	XNNHN	25030	XNNHN	25030
	25030	MATTHEW MINIX	25030	XNNHT	25030	XNNHT	25030	XNNHT	25030
	25030	MATTHEW MINIX	25030	XNNHT	25030	XNNHT	25030	XNNHT	25030
	25355	JOSEPH MIKOLATIS II	25355	XNRMF	25355	XNRMF	25355	XNRMF	25355
	25355	KIM MEEHAN	25355	XNCCM	25355	XNCCM	25355	XNCCM	25355
	25355	KIM MEEHAN	25355	XNCCM	25355	XNCCM	25355	XNCCM	25355
	25355	CLIFFORD BARNES	25355	XNHFJ	25355	XNHFJ	25355	XNHFJ	25355
	25355	WILLIAM KINDER III	25355	XNJFX	25355	XNJFX	25355	XNJFX	25355
	25355	JIM EVERETT	25355	XNJFX	25355	XNJFX	25355	XNJFX	25355
Gloucester City Council Ward 3 Vote for One	25144	RICK ALVAREZ	25144	XNFFF	25144	XNFFF	25144	XNFFF	25144
Local BOE-Brooklawn Boro Vote for Three	25030	LISA LOPEZ	25030	XNHTJ	25030	XNHTJ	25030	XNHTJ	25030
	25030	IAN GROOTMAN	25030	XNJHC	25030	XNJHC	25030	XNJHC	25030
	25030	NOT	25030	XNNHN	25030	XNNHN	25030	XNNHN	25030
	25030	MATTHEW MINIX	25030	XNNHT	25030	XNNHT	25030	XNNHT	25030
	25030	MATTHEW MINIX	25030	XNNHT	25030	XNNHT	25030	XNNHT	25030
	25355	LETSGOBRANDON	25355	XNCJH	25355	XNCJH	25355	XNCJH	25355
	25355	FJB	25355	XNCJH	25355	XNCJH	25355	XNCJH	25355
	25355	BRADLEY RUGGLES	25355	XNHTF	25355	XNHTF	25355	XNHTF	25355
	25355	DON-DUCK	25355	XNNHC	25355	XNNHC	25355	XNNHC	25355
Camden City Mayor Vote for One	25039	ANTHONY DEPETRIS	25039	XNNMX	25039	XNNMX	25039	XNNMX	25039

November 03, 2021 11:22 AM Page 48 of 123

CAM_20211102_E
November 2, 2021
Write-in Detail by Political Subdivision
Camden County

Political Subdivision:	Write-in Name	Machine	Vote For Three	Write-in Name	Machine	Vote For Three
Camden City Council At-Large	ORLANDER CHANDLER	25384	XNHTR	Winslow Twp. Committee Ward 1		
	ORLANDO CHANDLER	25384	XNNCJ			
	ORLANDO CHANDLER	25384	XNNCJ			
	B	25384	XNNCJ			
	ORLANDO CHANDLER	25384	XNNHM			
	ORLANDO CHANDLER	25384	XNNHM			
	ORLANDO CHANDLER	25384	XNNHM			
Local BOE Camden City	VITO-DARCANGELO	25323	XNJNX			
	KARL AUWARTER	25647	XNJZC			
Local BOE Camden City	NNAMDEE NELSON	25036	XNNHN			
	JEANNETTE ALVAREZ	25036	XNNHN			
	CAMERON HUDSON	25036	XNNHN			
	JEANEETTE	25036	XNRFY			
	CAMERON	25036	XNRFY			
	AARONCOOPER	25036	XNRFY			
	ALVAREZ	25038	XNCFJ			
	CARMENBARRONDO	25047	XNNHN			
	KEITH WALKER	25367	XNHFV			
	EI EDILA	25373	XNCMP			
	AARON	25377	XNNCJ			
	NO	25383	XNNMZ			
	NA	25383	XNNMZ			
	NONE	25383	XNNMZ			
	ORLANDO CHANDLER	25384	XNNHM			

CAM_20211102_E
November 2, 2021
Write-in Detail by Political Subdivision
Camden County

Political Subdivision:	Write-in Name	Machine	Vote For One	Write-in Name	Machine	Vote For One
Camden City Mayor	ELTON-CUSTIS	25042	XNRMF	Camden City Council At-Large		
	FELICIA REYES-MORTON	25064	XNHTC			
	ALFRED JOHN HIGGINBOTHAM	25070	XNMF			
	AASIM-JOHNSON	25070	XNRT			
	BEATRIZ	25358	XNNMX			
	ELTON CUSTIS	25359	XNNCN			
	ELTON CUSTIS	25360	XNNMJ			
	ARNOLD DAVIS	25367	XNHFV			
	ELTON CUSTIS	25367	XNHFT			
	ALMA-PETERSON	25372	XNHHT			
	DESMOND NEWBILL	25372	XNJZN			
	FELISHA REYES-MORTON	25389	XNNRC			
Camden City Council At-Large	JOHN POLCYN	25036	XNNRC			
	ORLANDO-CHANDLER	25059	XNHFM			
	ORLANDO-CHANDLER	25059	XNHFM			
	ORLANDO-CHANDLER	25059	XNHFM			
	AASIMJOHNSON	25070	XNHFH			
	AASIMJOHNSON	25070	XNHFH			
	AASIMJOHNSON	25070	XNMF			
	SALVATORE RUSSOMANNO JR	25070	XNRT			
	AASIM-JOHNSON	25070	XNRT			
	AASIM-JOHNSON	25070	XNRT			
	AASIM-JOHNSON	25070	XNRT			
	FRANK FULBROOK	25360	XNNMJ			
	JESUS CHRIST	25360	XNNMJ			
	ELTON CUSTIS	25360	XNNMJ			
	TINA ISRAEL	25367	XNHFV			
	VIDA NEIL	25367	XNHFV			
	MANGALISO DAVIS	25367	XNHFV			
	ELTON CUSTIS	25373	XNMF			
	ORLANDO CHANDLER	25384	XNHTC			
	ORLANDLER CHANDLER	25384	XNHTR			
	ORLANDLER CHANDLER	25384	XNHTR			

CAM_20211102_E
November 2, 2021
Write-in Detail by Political Subdivision
Camden County

Member Board of Fire Comm FD13-Cherry Hill
Vote For One

Political Subdivision: Write-in Name	Machine	Vote For One	Machine	Vote For One
CASSANDRA BERRY	25076	XNCH	25076	XNCH
MELISSA RAUCH	25082	XNRF	25082	XNRF
KELLY	25113	XNHR	25113	XNHR
MCCARTNEY	25396	XNCM	25396	XNCM
JOE BLOW	25398	XNHF	25398	XNHF
LEZGO BRANDON	25404	XNCR	25404	XNCR
MICHAEL CHERFANE	25408	XNCCH	25408	XNCCH
FRAN MANNING	25409	XNJU	25409	XNJU
MINDY ROSEN	25411	XNHH	25411	XNHH
KELLY	25420	XNRFH	25420	XNRFH
JAKE CEROTA	25433	XNRM	25433	XNRM
JOE GILSON	25441	XNCMF	25441	XNCMF

Member Board of Fire Comm FD13-Cherry Hill UNEX
Vote For One

Political Subdivision: Write-in Name	Machine	Vote For One	Machine	Vote For One
MARK BERRY	25076	XNCH	25076	XNCH
ALL OVER PAID	25077	XNJH	25077	XNJH
GREEN PARTY CANDIDATE	25079	XNCZ	25079	XNCZ
JOE TORRE	25082	XNRF	25082	XNRF
NELSON LO	25098	XNJZ	25098	XNJZ
ELMORE	25113	XNHR	25113	XNHR
ALEXANDER	25396	XNCM	25396	XNCM
SANTA CLAUS	25397	XNCMM	25397	XNCMM
MARK-HEBLER	25398	XNHM	25398	XNHM
JOE BLOW	25398	XNHF	25398	XNHF
FJB FPM	25404	XNCR	25404	XNCR
FADI CHERFANE	25408	XNCCH	25408	XNCCH
SALDUTTI	25409	XNJU	25409	XNJU
ELMORE	25420	XNRFH	25420	XNRFH
EMMA GUGGENHEIM	25431	XNHFR	25431	XNHFR
MICHAEL CEROTA	25433	XNRM	25433	XNRM

November 03, 2021 11:22 AM
Page 52 of 123

CAM_20211102_E
November 2, 2021
Write-in Detail by Political Subdivision
Camden County

Cherry Hill Council
Vote For Four

Political Subdivision: Write-in Name	Machine	Vote For Four	Machine	Vote For Four
GREEN PARTY CANDIDATE	25079	XNCZ	25079	XNCZ
KANYE WEST	25101	XNRM	25101	XNRM
STEVE TORNONE	25400	XNHFR	25400	XNHFR

Winslow Twp. Committee Ward 2
Vote For One

Political Subdivision: Write-in Name	Machine	Vote For One	Machine	Vote For One
JEFF LIANO	25650	XNCH	25650	XNCH
MATT ROBERTS	25650	XNCR	25650	XNCR
UNCLESAM	25651	XNCRM	25651	XNCRM
MATT ROBERTS	25651	XNHTT	25651	XNHTT
THY MA	25651	XNJMT	25651	XNJMT
ADAM FREAS	25652	XNMMH	25652	XNMMH
RONALD HENRY	25653	XNCX	25653	XNCX
BRIAN DORFLINGER	25654	XNCRH	25654	XNCRH
NA	25654	XNJFJ	25654	XNJFJ
BRIAN DORFLINGER	25654	XNJRJ	25654	XNJRJ
JOHN J RIGOLIZZO	25654	XNHC	25654	XNHC
RUDOLPH VALENTINO	25654	XNHR	25654	XNHR
JESUS	25654	XNRF	25654	XNRF
MICHAEL CURLEY	25655	XNCZ	25655	XNCZ
LINDA LEE	25655	XNCF	25655	XNCF
ROLAND EBERHARD	25655	XNHTT	25655	XNHTT
BRIAN DORFLINGER	25655	XNMM	25655	XNMM
STEPHEN MACCARONI	25658	XNCRN	25658	XNCRN
LOUIS OLCSVARY	25658	XNCRX	25658	XNCRX
CHARLES BERWICK	25658	XNRRR	25658	XNRRR
CHALES BERWICK JR	25659	XNCTT	25659	XNCTT
CHRISTOPHER SANDOVAL	25659	XNCHJ	25659	XNCHJ
MICHAEL CLARK JR	25659	XNCHT	25659	XNCHT
STEPHENMACCARONI	25659	XNCJH	25659	XNCJH
LESCO BRANDON	25659	XNHFR	25659	XNHFR
MICHAEL CLARK	25659	XNMT	25659	XNMT
CHARLES BERWICK	25659	XNRF	25659	XNRF

November 03, 2021 11:22 AM
Page 51 of 123

CAM_20211102_E November 2, 2021 Write-in Detail by Political Subdivision Camden County			
Political Subdivision:	Write-in Name	Machine	Voter Tag
Cherry Hill	ANTHONY DECUZZI	25075	XNCFN
	ROBERT DECUZZI	25075	XNCFN
	STEVE TORNONE	25075	XNHFR
	ROBERT DECUZZI	25075	XNJTC
	ANTHONY DECUZZI	25075	XNJTC
	JAMES MARANSKY	25076	XNNCH
	MARK BERRY	25076	XNNCH
	CASSANDRA BERRY	25076	XNNCH
	NIEA SUCKS GO LUMPY	25077	XNJTH
	GREEN PARTY CANDIDATE	25079	XNCZX
	ED BAKER	25083	XNJZJ
	JEFF PERRY	25083	XNJZJ
	JAMES W STEPHANS	25083	XNNCC
	JEFF PERRY	25083	XNRFJ
	ED BAKER	25083	XNRFJ
	ROBERT DECUZZI	25085	XNCJM
	JENNIFER NADDEO	25085	XNNCN
	VASILIL	25087	XNCFC
	SAL	25087	XNJRJ
	SAL	25087	XNJRJ
	JOE BASURA	25089	XNNMX
	MICHAEL HOLLAND	25092	XNCCJ
	MICHAEL HOLLAND	25092	XNCCJ
	JAMES LYMPER	25094	XNCRC
	MARC PIERLOTT	25094	XNCRC
	SPONGEBOB-SQUAREPANTS	25097	XNRRM
	RUTH SCHULTZ	25100	XNNCN
	RUTH SCHULTZ	25103	XNJFR
	MARCY COFFEY	25105	XNNHH
	BECKY SHENK	25105	XNNHH
	-	25106	XNCRM
	TONG	25113	XNNHR
	PAPEIKA	25113	XNNHR
	BEVAD	25113	XNNHR
	MOHAMED	25115	XNNHH
	KENDI	25115	XNNHH
	GREASON	25115	XNNHH
	MCCARTNEY	25396	XNNCM
	ALEXANDER MCCARTNEY	25396	XNNCM

CAM_20211102_E November 2, 2021 Write-in Detail by Political Subdivision Camden County			
Political Subdivision:	Write-in Name	Machine	Voter Tag
Cherry Hill	ALEXANDER	25396	XNNCM
	SALLY STARR	25398	XNCC
	DONALD DUCK	25398	XNCC
	JOHN DOE	25398	XNCC
	FJB	25398	XNCRN
	LETS-GO-BRANDON	25398	XNCRN
	JOE BLOW	25398	XNHFF
	ROSA HERMANDEZ	25398	XNHFF
	JOHAN MATEO	25398	XNRMZ
	REBECCA MULLER	25400	XNHFR
	KYLE BEAUCHEMIN	25402	XNCJH
	KSENIYA TSIMBERG	25404	XNCR
	FADI CHERFANE	25408	XNCC
	JAMES BOND	25408	XNNCM
	MICKY MOUSE	25408	XNNCM
	LORI GARRISON	25408	XNNCM
	JOEL MAYER	25408	XNRRM
	CHELSEA BUTLER	25410	XNCMH
	TOM MCANENEY	25410	XNNRN
	TOM MCANENEY	25410	XNNRN
	TOM MCANENEY	25410	XNNRN
	MICKY MOUSE	25411	XNCR
	JACKIE GLEASON	25411	XNCR
	FRED FLINTSTONE	25411	XNCR
	ART WEST	25412	XNJZC
	NONE	25412	XNNMF
	NONE	25412	XNNMF
	NONE	25412	XNNMF
	YARES	25420	XNRFH
	PAPEIKA	25420	XNRFH
	FLEISHER	25420	XNRFH
	ETHAN HONES	25421	XNUJM
	ANDREW RAZZE	25421	XNUJM
	JENNIFER FLEISHER	25426	XNUTH
	RUTHSCHULTZ	25428	XNCHM
	MICHAEL CEROTA	25433	XNRM
	GIANCARLO SANTO	25433	XNRM
	BETH LAMBERT	25435	XNCJC
	JENNIFER NADDEO	25438	XNCRJ

CAM_20211102_E
November 2, 2021
Write-in Detail by Political Subdivision
Camden County

Political Subdivision: Write-in Name	Machine	Write-in Name	Machine	Write-in Name	Machine	Write-in Name	Machine	Write-in Name	Machine	Write-in Name	Machine
Winslow Twp. Committee Ward 4 Vote for One		MICHAEL MENTA	25673	XNHTR							
		NO ONE	25676	XNCJR							
		NODEMS	25676	XNRR							
		REPUBLICAN	25677	XNJFC							
		JOSEPH NICOLO	25678	XNCHT							
		JOHN GUTHRIE	25678	XNCMR							
		HARRY BELL	25678	XNJRR							
		JONATHAN CRAIG	25680	XNJRM							
Local BOE- Clementon Boro Vote for Three											
Political Subdivision: Write-in Name	Machine	Write-in Name	Machine	Write-in Name	Machine	Write-in Name	Machine	Write-in Name	Machine	Write-in Name	Machine
Clementon	25121	CHRISTYWEAVER	25121	XNCCZ							
		CHRISTOPHERMCKELVEY	25445	XNCHR							
		SEAN CONWAY	25445	XNHFZ							
		IAN BARLOW	25445	XNJFX							
		WILLIAM WEYLAND	25445	XNJFX							
		WYLAND	25445	XNJRF							
		GRITTY	25445	XNJRF							
		PHANATIC	25445	XNJRF							
		SCOTT POULTON SR	25445	XNJXF							
		SHANNON POULTON	25445	XNJXF							
		WILLIAM WEYLAND	25445	XNCR							
		AUSTIN JOHNSON	25447	XNCMF							
		AUSTIN JOHNSON	25447	XNCMF							
		AUSTIN JOHNSON	25447	XNCMF							
		JACK MEHOFF	25447	XNJFJ							
		JEFFREY HARTLEY	25447	XNJHH							
		DAN GARRETT	25447	XNJTF							
Local BOE- Collingswood Boro Vote for Three											
Political Subdivision: Write-in Name	Machine	Write-in Name	Machine	Write-in Name	Machine	Write-in Name	Machine	Write-in Name	Machine	Write-in Name	Machine
Collingswood	23717	JACOB LEHMAN	23717	XNHTR							
		JERRY HOUSE	23717	XNRRR							

November 03, 2021 11:22 AM
Page 56 of 123

CAM_20211102_E
November 2, 2021
Write-in Detail by Political Subdivision
Camden County

Political Subdivision: Write-in Name	Machine	Write-in Name	Machine	Write-in Name	Machine	Write-in Name	Machine	Write-in Name	Machine	Write-in Name	Machine
Local BOE- Cherry Hill Township Vote for Three		JENNIFER MADDEO	25438	XNHFN							
		ADAM KLEIN	25438	XNRFX							
		KEITH FOOTE	25710	XNJZT							
Cheshurst Council Vote for Two											
Political Subdivision: Write-in Name	Machine	Write-in Name	Machine	Write-in Name	Machine	Write-in Name	Machine	Write-in Name	Machine	Write-in Name	Machine
Cheshurst	25444	TIMOTHY M FLOOD	25444	XNJZH							
Local BOE- Cheshurst Boro Vote for Three											
Political Subdivision: Write-in Name	Machine	Write-in Name	Machine	Write-in Name	Machine	Write-in Name	Machine	Write-in Name	Machine	Write-in Name	Machine
Cheshurst	25444	MARQUIS	25444	XNCHX							
		RONALD HARMON	25444	XNHFZ							
		RONALD HARMON	25444	XNHFZ							
		RONALD HARMON	25444	XNHFZ							
		JOHN STURGIS	25444	XNHTJ							
		MCCLENDON	25444	XNHTM							
		MARSHAL	25444	XNHTM							
		NIEVES	25444	XNHTM							
Clementon Council Vote for Two											
Political Subdivision: Write-in Name	Machine	Write-in Name	Machine	Write-in Name	Machine	Write-in Name	Machine	Write-in Name	Machine	Write-in Name	Machine
Clementon	25447	AUSTIN JOHNSON	25447	XNCMF							
		AUSTIN JOHNSON	25447	XNCMF							
Winslow Twp. Committee Ward 4 Vote for One											
Political Subdivision: Write-in Name	Machine	Write-in Name	Machine	Write-in Name	Machine	Write-in Name	Machine	Write-in Name	Machine	Write-in Name	Machine
Winslow W4	25672	WALT-DISNEY	25672	XNJMF							

November 03, 2021 11:22 AM
Page 55 of 123

CAM_20211102_E
November 2, 2021
Write-in Detail by Political Subdivision
Camden County

Local BOE - Collingswood Boro
Vote for Three

Political Subdivision: Write-in Name	Collingswood	Machine	Vote for Three	Machine	Vote Tag
JOE DONAHUE		25131		25131	XNCR
LESCO BRANDON		25131		25131	XNMF
KEVIN-CAREY		25132		25132	XNHTJ
JAMES-ONEIL		25132		25132	XNHTJ
CELIA		25132		25132	XNIMZ
ELISABETH YUCIS		25133		25133	XNHR
KIMBERLY WHALEN		25133		25133	XNMC
JOHN SCANLON		25133		25133	XNRR
KEVIN-CAREY		25134		25134	XNIMJ
KEVIN-CAREY		25134		25134	XNIMJ
KEVIN-KERRY		25134		25134	XNIMJ
DAN		25448		25448	XNCH
VAL PIPER		25448		25448	XNCH
TIM BYZINSKI		25448		25448	XNCH
DAVID MDEVITT		25448		25448	XNCH
DON-HERZOG		25449		25449	XNCN
ANYONE ELSE		25450		25450	XNHT
ANYONE ELSE		25450		25450	XNHT
ANYONE ELSE		25450		25450	XNHT
LARRY BERIA		25450		25450	XNHT
ALEX PAVAROLINI		25450		25450	XNHM
AL ROSENBERG		25450		25450	XNHM
KRISTIN SCHELL		25451		25451	XNRC
TONYMARCHIONNE		25454		25454	XNCM
GREGWILLIS		25454		25454	XNCM
JAMESONEIL		25454		25454	XNCM
BATALONI		25454		25454	XNFM
EVERYONE		25454		25454	XNRC
CHARLES REYNOLDS		25454		25454	XNRC
EILEEN-ODONNELL		25454		25454	XNRC
TIM CASALE		25454		25454	XNRC
JEN EIFE		25454		25454	XNRC
SHERIDAN		25454		25454	XNRC
TOM SOMMERS		25454		25454	XNRC
LETSGORANDEN		25455		25455	XNIMJ
LOCAL		25455		25455	XNFM
FUCKJOEBIDEN		25455		25455	XNFM
LETSGORANDEN		25455		25455	XNFM
RICH PENNISI		25456		25456	XNCC

November 03, 2021 11:22 AM
Page 58 of 123

CAM_20211102_E
November 2, 2021
Write-in Detail by Political Subdivision
Camden County

Local BOE - Collingswood Boro
Vote for Three

Political Subdivision: Write-in Name	Collingswood	Machine	Vote for Three	Machine	Vote Tag
PATRICIA ABBOTT		23717		23717	XNRR
GEORGE KELLEY		23717		23717	XNRR
TIM FARROW		23724		23724	XNCCM
DAN AJERBACH		23724		23724	XNIMN
ANYONE-ELSE		23724		23724	XNHTJ
MATTHEW DURSO		25123		25123	XNHR
GRAHAM PHILLIPS		25124		25124	XNCHC
HOLY SPIRIT		25124		25124	XNHFZ
FATHER		25124		25124	XNHFZ
SON		25124		25124	XNHFZ
CLEOPHA-HERZOG		25124		25124	XNHTX
DONALD HERZOG		25124		25124	XNHTX
BRETT BATALONI		25126		25126	XNHTX
BRETT BATALONI		25126		25126	XNHTX
BRETT		25126		25126	XNHTX
KATHERINE HILL		25129		25129	XNCFX
MEGHAN CRNIC		25129		25129	XNCFX
JODIE FARROW		25129		25129	XNCFX
JOHN WILCOX		25129		25129	XNCFX
THESESA MCCOY		25129		25129	XNCFX
ERIKA MCCOY		25129		25129	XNCFX
MITCHELL MCCOY		25129		25129	XNCFX
TONY MARCHIONNE		25129		25129	XNCFX
GREG WILLIS		25129		25129	XNCFX
JAMIE ONEIL		25129		25129	XNCFX
DANA WAUGH		25129		25129	XNCFX
LUCA WAUGH		25129		25129	XNCFX
JASON WAUGH		25129		25129	XNCFX
DON TRUMP		25129		25129	XNCFX
RON REAGAN		25129		25129	XNCFX
GEORGE BUSH		25129		25129	XNCFX
NO		25130		25130	XNCFX
JAMIE-ONEILL		25130		25130	XNCFX
KEVIN-CAREY		25130		25130	XNCFX
KAIDEN IS A MARXIST		25130		25130	XNCFX
SAVERINO IS A MARXIST		25130		25130	XNCFX
CELIA IS A MARXIST		25130		25130	XNCFX
JOE DONAHUE		25131		25131	XNCR
JOE DONAHUE		25131		25131	XNCR

November 03, 2021 11:22 AM
Page 57 of 123

CAM_20211102_E
November 2, 2021
Write-in Detail by Political Subdivision
Camden County

Political Subdivision: Collingswood		Local BOE- Collingswood Boro		Vote for Three	
Write-in Name	Machine	Machine	Machine	Machine	Voter Tag
MICHELLE PENNISI	25456	XNCCN			XNCCN
CREED BRATTON	25456	XNCCN			XNCCN
KEVIN CAREY	25456	XNHTZ			XNHTZ
LESCO BRANDON	25457	XNCRF			XNCRF
KEVIN CAREY	25457	XNCRF			XNCRF
LESCO BRANDON	25457	XNCRF			XNCRF
SANTA	25457	XNHFH			XNHFH
JESUS	25457	XNHFH			XNHFH
SATAN	25457	XNHFH			XNHFH
KEVIN CAREY	25457	XNJZI			XNJZI
BRANDON	25458	XNCCX			XNCCX
THOMAS MARZILI	25458	XNCJC			XNCJC
Political Subdivision: Gibbsboro		Gibbsboro Council		Vote for Two	
Write-in Name	Machine	Machine	Machine	Machine	Voter Tag
JACK FLYNN	25135	XNCCF			XNCCF
JAMES COULTER	25135	XNCRH			XNCRH
JACK FLYNN	25135	XNHTX			XNHTX
JACK FLYNN	25135	XNJZN			XNJZN
JACK FLYNN	25135	XNRFK			XNRFK
ESGUERRA-ERWIN	25136	XNHTM			XNHTM
EVAN POLIN	25136	XNHTR			XNHTR
JACK FLYNN	25461	XNNCR			XNNCR
JACOB DEMARINO	25461	XNNMT			XNNMT
Political Subdivision: Gibbsboro		Local BOE- Gibbsboro Boro		Vote for Three	
Write-in Name	Machine	Machine	Machine	Machine	Voter Tag
JAMESCOTTER, J	25135	XNCFM			XNCFM
JUSTIN SMITH	25135	XNJFR			XNJFR
MICHAEL J ECKERT	25135	XNJZC			XNJZC
COULTER,JAMES	25135	XNJZZ			XNJZZ
JAMES COULTER	25135	XNCCS			XNCCS
JOE	25135	XNNMT			XNNMT

CAM_20211102_E
November 2, 2021
Write-in Detail by Political Subdivision
Camden County

Political Subdivision: Gibbsboro		Local BOE- Gibbsboro Boro		Vote for Three	
Write-in Name	Machine	Machine	Machine	Machine	Voter Tag
JAMES COULTER	25135	XNRFN			XNRFN
JAMES COULTER	25136	XNCCX			XNCCX
COULTER	25136	XNCFM			XNCFM
COULTER	25136	XNHFH			XNHFH
CARYN POLIN	25136	XNHTR			XNHTR
MATTHEW BRUCKLER	25136	XNCCM			XNCCM
MICHAEL HAUBER	25136	XNRF			XNRF
LEO GEIER	25136	XNNRN			XNNRN
LEO GEIER	25461	XNCRM			XNCRM
JAMES COULTER	25461	XNHTT			XNHTT
JAMES COULTER	25461	XNJTJ			XNJTJ
JAMES COULTER	25461	XNJZC			XNJZC
LINDSAY-KLAPPROTH	25461	XNNRC			XNNRC
MICHAEL HAUBER	25461	XNNRZ			XNNRZ
Political Subdivision: Gloucester City		Gloucester City Mayor UNEX		Vote For One	
Write-in Name	Machine	Machine	Machine	Machine	Voter Tag
ROBERT ANDERSON	25138	XNCHT			XNCHT
BUDDY BROWN	25138	XNHTH			XNHTH
HOLDEN CAULFIELD	25139	XNCJH			XNCJH
COLTON FARLOW	25140	XNHFJ			XNHFJ
REPUBLICAN	25140	XNHFF			XNHFF
BRIAN SCHULES	25142	XNCFM			XNCFM
GLASSMAN	25142	XNHFF			XNHFF
MEGAN HUGHES	25142	XNJFJ			XNJFJ
ROBERT RAO	25142	XNNRC			XNNRC
GREG-COCKLIN	25143	XNCHT			XNCHT
RICK ALVAREZ	25144	XNHFF			XNHFF
DAYLE-BAYLE	25144	XNNHX			XNNHX
GREGORY CONKLIN	25463	XNJZH			XNJZH
SCOTT JEFFRIES	25464	XNHTH			XNHTH
CHRISTOPHER KUHNEL	25464	XNRFK			XNRFK
ADAM CARPENTER	25467	XNCJC			XNCJC
ALVIN BLOME	25469	XNCCZ			XNCCZ
ROBERT BEVAN	25469	XNJFX			XNJFX
JESSE ESTERLY	25743	XNCCR			XNCCR

CAM_20211102_E
November 2, 2021
Write-in Detail by Political Subdivision
Camden County

Local BOE-Gloucester City UNEX Vote for Two			
Political Subdivision: Write-in Name	Machine	Machine	Voter Tag
KEVIN KAIN	25140		XNHFJ
EDWARD MALONE	25140		XNHFJ
JASON CHIODI	25140		XNNCH
LEON HARRIS	25140		XNNCH
THE BENCH	25142		XNCMT
TONY TIGER	25142		XNCMT
GARY BOBO	25142		XNHFR
BRIAN BOCCICCHIO	25142		XNHFR
MEGAN HUGHES	25142		XNJFJ
CHRIS HUGHES	25142		XNJFJ
NICK	25142		XNJZT
RICK ALVAREZ	25144		XNHFF
DORIS WEGAND	25144		XNHFF
LINDA-BALE	25463		XNNRZ
LETSGO BRANDON	25464		XNNHN
LETSGO BRANDON	25464		XNNHN
JAMES R DILORETO	25743		XNNCC
NOT HER	25743		XNNMF
ILL	25744		XNNHR

Gloucester Twp Mayor Vote for One			
Political Subdivision: Write-in Name	Machine	Machine	Voter Tag
MICHAEL SEMPLE JR	25165		XNRFJ
IRON MAN	25182		XNJZH
ANYONEELSE	25471		XNHTJ
KEN HARRIS	25507		XNHTH

Gloucester Twp Council Vote for Three			
Political Subdivision: Write-in Name	Machine	Machine	Voter Tag
RICHARD	25150		XNJWH
EDWARD P JANKOWSKI JR	25472		XNCRC
J ESTRADA	25498		XNNMM
KEN HARRIS	25507		XNHTH

November 03, 2021 11:22 AM
Page 62 of 123

CAM_20211102_E
November 2, 2021
Write-in Detail by Political Subdivision
Camden County

Gloucester City Mayor UNEX Vote For One			
Political Subdivision: Write-in Name	Machine	Machine	Voter Tag
BRENDAN CAROLAN	25743		XNCJR
VANESSA LAMB	25743		XNJZN
KEVIN FLINN	25743		XNNHM
BILL CARR	25743		XNNMF
JASON FANNING	25744		XNHHT
XX	25744		XNJZT
MICHELLE GLASSMAN	25744		XNRMF

Local BOE-Gloucester City Vote For Three			
Political Subdivision: Write-in Name	Machine	Machine	Voter Tag
KEITH	25138		XNHHT
NICK BRANDT	25139		XNNMN
NICK BRANDT	25139		XNNMN
NICK BRANDT	25139		XNNMN
BERNATTE JAMES	25139		XNRMX
JOE CALL	25142		XNCMT
ERIC SNOW	25142		XNCMT
CHRIS HUGHES	25142		XNJFJ
CHRIS HUGHES	25142		XNJFJ
UNMASK KIDS	25464		XNNHN
MICKEY MOUSE	25464		XNNHN
UNMASK KIDS	25464		XNNHN
LESCO BRANDON	25469		XNHHT
JAMES R DILORETO	25743		XNNCC
NONE	25743		XNNRT

Local BOE-Gloucester City UNEX Vote for Two			
Political Subdivision: Write-in Name	Machine	Machine	Voter Tag
MIR HYDRANT	25138		XNHHT
KEITH ODONNELL	25138		XNHHT
NICK BRANDT	25139		XNNMN
NICK BRANDT	25139		XNNMN
ROBERT GRZIB	25139		XNRFH

November 03, 2021 11:22 AM
Page 61 of 123

CAM_20211102_E
November 2, 2021
Write-in Detail by Political Subdivision
Camden County

Black Horse Pike Regional Member BOE Glouc Twp
Vote for Three

Political Subdivision: Write-in Name	Machine	Voter Tag
DARLENE SHAW	25177	XNHH
HERVEY	25178	XNRFJ
STEVE	25180	XNJFX
TIMOTHY ROEDIG	25180	XNNMZ
ETHAN CASEY	25184	XNJTM
BOBBY	25473	XNCH
LISA	25473	XNHN
LISA	25473	XNHN
JOHN-MILLER	25473	XNHN
TOBEY	25474	XNNCM
ROBERT LEWIS	25475	XNJTC
JOSHUA WARD	25475	XNJTC
DAVID WARD	25475	XNJTC
MICHAEL BERENATO	25475	XNNMT
LORI HALL	25479	XNJZJ
LESGO BRANDON	25479	XNHH
MIKE CAPORALE	25481	XNCFM
MIKE CAPORALE	25481	XNCFM
JAMIE CAPORALE	25481	XNJZN
STORER	25482	XNNMM
JEFFERSON	25482	XNNMM
GILCH	25482	XNNMM
ELLEN	25484	XNCRZ
CARL FOSTER	25484	XNJNF
DAVID SMITH	25485	XNNCM
AZZ KANE	25487	XNNMR
ONLY-TWO	25488	XNCFM
JENNIFER-ODONNELL	25488	XNHTC
DONALD CONNER	25488	XNJTX
SANTA PLOW'S WALSH	25489	XNHTR
MAYER TOUCHED WALSH	25489	XNHTR
MAYER EATS COCK	25489	XNJRN
EM	25489	XNHTR
TRUMP	25490	XNHTR
MICKYMOUSE	25494	XNJZJ
NA	25495	XNCHZ
J ESTRADA	25498	XNNMM
J ESTRADA	25498	XNNMM
J ESTRADA	25498	XNNMM

CAM_20211102_E
November 2, 2021
Write-in Detail by Political Subdivision
Camden County

Gloucester Twp Council
Vote for Three

Political Subdivision: Write-in Name	Machine	Voter Tag
KEN HARRIS	25507	XNHTH
KEN HARRIS	25507	XNHTH

Political Subdivision: Write-in Name	Machine	Voter Tag
CHRIS SENECA	25145	XNVRT
NO	25148	XNHFR
TOBY	25149	XNOCJ
SCOTT CHINAPPI	25150	XNCJH
DAVID WARD	25150	XNCJH
AMANDA WARD	25150	XNCJH
BEVERLY	25150	XNJMT
BHATTI	25151	XNRRR
DONALD TRUMP	25153	XNCFE
KATHRINE VANDERPOEL	25153	XNJRN
BRIAN-ROACH	25154	XNNMX
JENNIFER J. STORER	25154	XNNMZ
JAMIE CAPORALE	25156	XNCFM
LETS GO BRANDON	25156	XNHHM
AMANDA-SEMILIA	25160	XNJMN
YASMINE POWELL	25162	XNJTC
DONALD TRUMP	25164	XNOCJ
CRYSTAL	25165	XNRRN
CARL-FOSTER	25169	XNCHR
CINDY DESANTO	25169	XNJFT
CHIP PILDIS	25169	XNJZH
MICHAEL BARIKIAN	25169	XNOCN
ADAM MATHIS	25169	XNOCN
JAY-MCMULLIN	25170	XNRFJ
BENZANGHI	25171	XNRRM
OLIVIA SOMMERS	25174	XNCHX
TOM FORSTER	25175	XNOCJ
TOM FORSTER	25175	XNOCJ
TOM FORSTER	25175	XNOCJ
CHRISTOPHER M GILBERT	25176	XNJFR
KAWAL ANIMASHAUN	25177	XNJZC

CAM_20211102_E
November 2, 2021
Write-in Detail by Political Subdivision
Camden County

Local BOE - Gloucester Township
Vote for Three

Political Subdivision: Write-in Name	Gloucester Twp	Machine	Vote for Three	Machine	Vote for Three	Machine	Vote for Three
MAYER LOVES ROD		25489	XNHTR	25489	XNHTR		
MAYER BOINKED CHACHI		25489	XNHTR	25489	XNHTR		
AUNT JAMYMA BITCHES		25489	XNHTR	25489	XNHTR		
J ESTRADA		25498	XNNMM	25498	XNNMM		
J ESTRADA		25498	XNNMM	25498	XNNMM		

Local BOE - Haddon Township
Vote for Three

Political Subdivision: Write-in Name	Haddon Twp	Machine	Vote for Three	Machine	Vote for Three	Machine	Vote for Three
MICHELE GIBISON		25185	XNNMF	25185	XNNMF		
LORI MANN		25185	XNNMF	25185	XNNMF		
JOSHUA ROCKS		25186	XNNRZ	25186	XNNRZ		
MICKEY MOUSE		25186	XNNRZ	25186	XNNRZ		
MERCY ROCKS		25186	XNNRZ	25186	XNNRZ		
NOONE		25187	XNCNZ	25187	XNCNZ		
JOHN RADER		25188	XNNCR	25188	XNNCR		
JAMES LAURITO		25190	XNCRM	25190	XNCRM		
MOLLY HULING		25191	XNHTZ	25191	XNHTZ		
TIM-HOWLEY		25191	XNHX	25191	XNHX		
RJ GAULD		25193	XNRMX	25193	XNRMX		
RJ GAULD		25193	XNRMX	25193	XNRMX		
SEAN MCGRATH		25193	XNRMX	25193	XNRMX		
SEAN MCGRATH		25193	XNRMX	25193	XNRMX		
RYAN EASTERDAY		25194	XNRRM	25194	XNRRM		
BONNIE RICHARDS		25195	XNJFN	25195	XNJFN		
BONNIE RICHARDS		25196	XNJZN	25196	XNJZN		
RON WOODS		25198	XNHHT	25198	XNHHT		
NO-ONE		25198	XNHTJ	25198	XNHTJ		
BOBBA FETT		25511	XNHTJ	25511	XNHTJ		
TOM THIBEAUX		25511	XNHTJ	25511	XNHTJ		
MOTHER		25511	XNHTJ	25511	XNHTJ		
BILLHALL		25512	XNRFN	25512	XNRFN		
DUVA...RALLY		25513	XNNHU	25513	XNNHU		
RICHARD VACCA		25514	XNRMZ	25514	XNRMZ		
ANDRE MACCRAY		25514	XNRRR	25514	XNRRR		
MICHAEL RAUSCH		25516	XNCCH	25516	XNCCH		

November 03, 2021 11:22 AM
Page 66 of 123

CAM_20211102_E
November 2, 2021
Write-in Detail by Political Subdivision
Camden County

Black Horse Pike Regional Member BOE Glouc Twp
Vote for Three

Political Subdivision: Write-in Name	Gloucester Twp	Machine	Vote for Three	Machine	Vote for Three	Machine	Vote for Three
LETSQG-BRANDON		25489	XNCCX	25489	XNCCX		
DAVID JOHNSON		25504	XNJCX	25504	XNJCX		
MIKE COX		25714	XNCCC	25714	XNCCC		
NONE		25767	XNCMT	25767	XNCMT		
MARK SILER		25771	XNJFN	25771	XNJFN		
GILCH		25771	XNJZN	25771	XNJZN		
DONALD TRUMP		25771	XNNHN	25771	XNNHN		

Local BOE - Gloucester Township
Vote for Three

Political Subdivision: Write-in Name	Gloucester Twp	Machine	Vote for Three	Machine	Vote for Three	Machine	Vote for Three
NO		25148	XNHFR	25148	XNHFR		
EDWARD BRYANT		25150	XNCJH	25150	XNCJH		
CHRIS WHITMAN		25150	XNCJH	25150	XNCJH		
KATHRINE VANDERPOEL		25153	XNJRN	25153	XNJRN		
BRIAN ROACH		25154	XNNMX	25154	XNNMX		
CARL FOSTER		25169	XNCHR	25169	XNCHR		
PIPER CAT		25169	XNNCN	25169	XNNCN		
JAMIE BIRD		25169	XNNCN	25169	XNNCN		
ALICEBRYANT		25170	XNHTJ	25170	XNHTJ		
ANTHONY		25170	XNRFJ	25170	XNRFJ		
HEIDI A RAMA		25179	XNCFJ	25179	XNCFJ		
TIMOTHY ROEDIG		25180	XNNMZ	25180	XNNMZ		
GEORGE HUDSON		25184	XNJFN	25184	XNJFN		
GEORGE HUDSON		25184	XNJFN	25184	XNJFN		
GEORGE HUDSON		25184	XNJFN	25184	XNJFN		
ETHAN CASEY		25475	XNJTM	25475	XNJTM		
M. MOUSE		25475	XNJTC	25475	XNJTC		
GOOFY		25475	XNJTC	25475	XNJTC		
D. DUCK		25475	XNJTC	25475	XNJTC		
ZUCK		25482	XNNMM	25482	XNNMM		
ABBONIZIO		25482	XNNMM	25482	XNNMM		
GILCH		25482	XNNMM	25482	XNNMM		
TERRIFRENTZ		25484	XNCRZ	25484	XNCRZ		
ELLENRESE		25484	XNCRZ	25484	XNCRZ		
CARL FOSTER		25484	XNJNF	25484	XNJNF		
DONALD CONNER		25488	XNJTX	25488	XNJTX		

November 03, 2021 11:22 AM
Page 65 of 123

CAM_20211102_E
November 2, 2021
Write-in Detail by Political Subdivision
Camden County

Local BOE- Haddonfield Boro
Vote for Three

Political Subdivision: Write-in Name	Haddonfield	Machine	Vote for Three	Machine	Vote for Three	Machine	Vote for Three
NORM-MACDONALD				25525			XNNMZ
PATRICIA MAYNES				25526			XNHHT
CHRISTOPHER MAYNES				25526			XNHHT
AIMEE RHEA				25526			XNHHT
KENNETH TSUI				25526			XNJTZ
JOHN C PICKING JR				25526			XNNHZ
CHIP				25526			XNNMC
PATRICIA MAYNES				25526			XNRFJ
CHRIS MAYNES				25526			XNRFJ
AIMEE RHEA				25526			XNRFJ
KENNY				25527			XNCJH
SHARON DOMENICO				25527			XNHFF
DAVID LOWTHER				25529			XNNHC
ASHLEY STALLER				25529			XNNHC
ALEX REISS				25529			XNNHC
A CRT MUST BE STOPPED				25530			XNCCZ
A CRT IS RIDICULOUS				25530			XNCCZ
A CRT IS ABSURD				25530			XNCCZ
NONE				25530			XNNRR
NONE				25530			XNNRR
GREEN GAS				25530			XNNRR
MONIKA-HARRIS				25532			XNCMJ
MICHAEL				25532			XNCMJ
ANNA-KILLMEYER				25532			XNCMJ
ROBERT HUNTER				25532			XNCC
ANYONE BUT HER				25532			XNNRH
REPUBLICAN				25534			XNCJC
ADAM SMITH				25534			XNHTN
ADAM FOLEY				25534			XNHTN
ABIGAL HARDING				25534			XNHTN

Local BOE- Haddon Heights
Vote for Two

Political Subdivision: Write-in Name	Haddon Heights	Machine	Vote for Two	Machine	Vote for Two
LO				25215	XNCRX
FLYERS				25215	XNCRX

November 03, 2021 11:22 AM
Page 68 of 123

CAM_20211102_E
November 2, 2021
Write-in Detail by Political Subdivision
Camden County

Local BOE- Haddon Township
Vote for Three

Political Subdivision: Write-in Name	Haddon Twp	Machine	Vote for Three	Machine	Vote for Three
MICHAEL SKABLA				25518	XNCHT
LILLIAN SKABLA				25518	XNCHT
SEAN MCGRATH				25518	XNNRJ
SEAN				25518	XNNRJ
MARIE ELY				25520	XNCMJ
BONNIE RICHARDS				25520	XNCRH
TREVOR CEPAS				25522	XNCC
ANGELA DITOMMASO				25522	XNCC
ANGELA DITOMMASO				25522	XNNRX

Local BOE- Haddonfield Boro
Vote for Three

Political Subdivision: Write-in Name	Haddonfield	Machine	Vote for Three	Machine	Vote for Three
CHRISTOPHER A MAYNES				25201	XNHFF
DANIEL BROWN				25201	XNHFF
AIMEE RHEA				25201	XNHFF
TIM-BUSCHMAN				25201	XNNHF
JOHN C PICKING JR				25201	XNNMJ
RACHEL BROWN				25202	XNJTH
BROWN				25203	XNCC
BRETT MOWER				25203	XNCCJ
JASON BARNES				25204	XNHXX
JUSTIN FADEN				25205	XNCCX
WILLIAM MCGRORY				25205	XNCCX
JENNIFER GRIGGS				25205	XNHXX
JENNIFER GRIGGS				25205	XNHXX
JENNIFER GRIGGS				25205	XNHXX
ROBERT LANDRUM				25206	XNRFH
ABSTAIN				25207	XNCMJ
ABSTAIN				25207	XNCMJ
ABSTAIN				25207	XNCMJ
ANNA KILLMEYER				25207	XNHTR
MATTHEW SMART				25208	XNCHX
SUNITA				25208	XNJFF
RALPH CIALA				25525	XNCCN
CHUOK SMEDLEY				25525	XNCCN
ANN PICKERING				25525	XNCCN

November 03, 2021 11:22 AM
Page 67 of 123

CAM_20211102_E
November 2, 2021
Write-in Detail by Political Subdivision
Camden County

Local BOE- Haddon Heights Boro
Vote for Three

Political Subdivision: Write-in Name	Haddon Heights	Machine	Vote for Three	Machine	Vote for Three	Machine	Vote for Three
TRISH NOMORE		25210	XNNMI				
DANIELLE TETI		25210	XNNHM				
DANIELLE TETI		25210	XNNRM				
JOE KAPENSTEIN		25211	XNNCR				
BARB		25212	XNJHR				
NONE		25212	XNJHR				
SEAN DUFFY		25212	XNJZJ				
MICHAEL OLSON		25212	XNNHN				
WARREN DANENZA		25214	XNCHF				
WARREN DANENZA		25214	XNCHF				
GOOFY		25214	XNHFH				
DAFFY DUCK		25214	XNHFH				
ANYONE ELSE		25214	XNHFH				
PAGAN		25214	XNHFJ				
DAVE ROEBER		25214	XNNCM				
ANDREA		25215	XNCRN				
DENNIS CINALLI		25215	XNJTR				
DENNIS CINALLI		25215	XNJTR				
DENNIS CINALLI		25215	XNJTR				
MARTY MALONEY		25215	XNRCF				
DANIEL FLAMINI		25215	XNRCF				
LAURIE FLAMINI		25215	XNRCF				
MATT MCDERMOTT		25216	XNCCJ				
DON GORECKI		25216	XNCCJ				
STEPHEN KINKY		25216	XNCFJ				
MICHAEL KINKY		25216	XNCFJ				
JOE SMITH		25216	XNNRR				
DONALD J TRUMP		25216	XNNRR				
B		25536	XNCOM				
JACK YARBINEE		25536	XNNHX				
JACK		25536	XNNHX				
JACK YARBINEE		25536	XNNHX				
DANIELLE MCKELVEY TETI		25536	XNRMF				
JEFF MOORE		25537	XNCRJ				
TOM HORTON		25538	XNRMZ				
SUSAN K-CARLIN		25538	XNRMZ				
BETTE-HORTON		25538	XNRMZ				
LAURIE FLAMINI		25540	XNNCH				
LAURIE FLAMINI		25540	XNNCH				

November 03, 2021 11:22 AM
Page 69 of 123

CAM_20211102_E
November 2, 2021
Write-in Detail by Political Subdivision
Camden County

Local BOE- Haddon Heights Boro
Vote for Three

Political Subdivision: Write-in Name	Haddon Heights	Machine	Vote for Three	Machine	Vote for Three	Machine	Vote for Three
AURIEFLAMINI		25540	XNNCH				
WILLIAM-CONNELLY		25540	XNRFH				
LOU SCUNT		25541	XNCRM				
HUGH RECTION		25541	XNCRM				
HEYWOOD JABLONE		25541	XNCRM				

Hi-Nella Council
Vote for One

Political Subdivision: Write-in Name	Hi-Nella	Machine	Vote for One	Machine	Vote for One	Machine	Vote for One
KRIS MUSKA		25217	XNCMJ				
KEVIN BYRNE		25217	XNCMZ				
KRIS MUSKA		25217	XNHFJ				
CHRIS-MUSKA		25217	XNHTF				
KRIS MUSKA		25217	XNHTX				
GLENN MARTIN		25217	XNNHU				
KRIS MUSKA		25217	XNNHR				
KRIS MUSKA		25217	XNNRU				
BRENT		25217	XNNRR				
KRIS-MUSKA		25217	XNNRZ				
CHRIS MUSKA		25217	XNRFJ				
NEIL DIAMOND		25217	XNRMZ				

Laurel Springs Council
Vote for Two

Political Subdivision: Write-in Name	Laurel Springs	Machine	Vote for Two	Machine	Vote for Two	Machine	Vote for Two
RUTH-PALMISANO		25218	XNCJC				
JAKE FALANA		25218	XNHTF				
PATRICIA-DOHERTY		25218	XNNHH				
MICHAEL MERCER		25218	XNRCF				
MICHAEL MERCER		25218	XNRCF				
CATHY SIMS		25219	XNCJR				
SIMS,CATHY		25219	XNHFJ				
DOUG DEL PIDIO		25219	XNHTN				
JOSHUA STIPPICK		25543	XNCJM				
MICHAEL MERCER		25543	XNHTT				

November 03, 2021 11:22 AM
Page 70 of 123

CAM_20211102_E
November 2, 2021
Write-in Detail by Political Subdivision
Camden County

Local BOE- Laurel Springs Boro
Vote for Three

Political Subdivision: Write-in Name	Laurel Springs	Machine	Vote for Three	Machine	Vote for Three
CATHY SIMM		25219		25219	XNCH
DANIELLE DICKINSON		25219		25219	XNCH
CATHY SIMMS		25219		25219	XNHR
KATHY SIMMS		25219		25219	XNMC
DANIELLE DICKINSON		25219		25219	XNRF
CATHY SIMS		25219		25219	XNRMZ
JOSHUA STIPPICK		25543		25543	XNCJM
LINSEY SEIFERT		25543		25543	XNHTN
CATHY SIMS		25543		25543	XNHTR
MATTHEW-MCCOURT-		25543		25543	XNNHU
MICHAEL-MERCER		25543		25543	XNNHT
CATHY SIMS		25543		25543	XNNMU
CATHY SIMS		25543		25543	XNNMX
CATHY SIMS		25543		25543	XNRMF
KATHY-SIMMS		25544		25544	XNCHT
BRIAN WAER		25544		25544	XNCJH
DOLLY GALLAGHER		25544		25544	XNCMJ
ANDY ANDERSON		25544		25544	XNCMU
LINSEY SEIFERT		25544		25544	XNCMX
NONE		25544		25544	XNCMZ
JAKE FALANA		25544		25544	XNCRJ
BRIAN HOFACKER		25544		25544	XNHFJ
CATHY SIMS		25544		25544	XNHHT
CATHY SIMS		25544		25544	XNJFZ
CATHY SIMS		25544		25544	XNJTM
CATHY SIMS		25544		25544	XNJTX
ERIC FORD		25544		25544	XNJZN
CATHY-SIMS		25544		25544	XNNCC
ATHY SIMS		25544		25544	XNNHC
ERICK FORD		25544		25544	XNNHF
ELIZABETH KOLESKI		25544		25544	XNNHM
JAMES BLUMENSTEIN		25544		25544	XNNHM
JAMES BLUMENSTEIN		25544		25544	XNNMH
JAMES BLUMENSTEIN		25544		25544	XNNMH
DANIELLE DICKENSON		25544		25544	XNNMM
CATHY SIMS		25544		25544	XNNRF
CATHY SIMS		25544		25544	XNNRZ

CAM_20211102_E
November 2, 2021
Write-in Detail by Political Subdivision
Camden County

Laurel Springs Council
Vote for Two

Political Subdivision: Write-in Name	Laurel Springs	Machine	Vote for Two	Machine	Vote for Two
KKKATHYSIMS		25544		25544	XNCJR
DOLLY GALLAGHER		25544		25544	XNCMJ
JAKE FALANA		25544		25544	XNCRJ
JAMES BLUMENSTEIN		25544		25544	XNNMH
JAMES BLUMENSTEIN		25544		25544	XNNMH
TOMMY		25544		25544	XNNRU

Local BOE- Laurel Springs Boro
Vote for Three

Political Subdivision: Write-in Name	Laurel Springs	Machine	Vote for Three	Machine	Vote for Three
RUTH-PALISANO		25218		25218	XNCJC
LINSEY SEIFERT		25218		25218	XNCMX
UNKNOWN		25218		25218	XNHFJ
CATHY SIMS		25218		25218	XNHFT
ANTHONY DIGEROLAMO		25218		25218	XNHTN
ANTHONY DIGEROLAMO		25218		25218	XNHTN
CATHY SIMS		25218		25218	XNHTR
MICHAEL MERCER		25218		25218	XNRF
MICHAEL MERCER		25218		25218	XNRF
MICHAEL MERCER		25218		25218	XNRF
JAKE FALANA		25218		25218	XNRMF
CATHY SIMS		25218		25218	XNRMF
CATHY SIMS		25218		25218	XNRMF
BRIAN WAER		25219		25219	XNCF
CATHY SIMS		25219		25219	XNCF
CATHY SIMS		25219		25219	XNCCJ
CATHY SIMS		25219		25219	XNCCZ
BRIAN WAER		25219		25219	XNCJH
CATHY SIMS		25219		25219	XNCJM
CATHY-SIMS		25219		25219	XNCMH
CATHY-SIMS		25219		25219	XNCMZ
CATHY-SIMS		25219		25219	XNHFT
ROY KANE		25219		25219	XNHTN
ANDREW ANDERSON		25219		25219	XNHHT
MICHAEL DOHERTY		25219		25219	XNHHT
LINSEY SEIFERT		25219		25219	XNJTH
CATHY SIMS		25219		25219	XNJTN
CATHY SIMS		25219		25219	XNJTR
KRYSTA ZALA		25219		25219	XNJZH
DANIEL LANG		25219		25219	XNJZH

CAM_20211102_E
November 2, 2021
Write-in Detail by Political Subdivision
Camden County

Political Subdivision:	Write-in Name	Machine	Vote For One	Machine	Vote For One	Machine	Vote Tag
Lindenwold	ANDY TWEEDLEY	25222		25222		25222	XNJZZ
	BENJAMIN PERLFF	25222		25222		25222	XNRMZ
	NO MORE DEMOCROOKS	25224		25224		25224	XNCMC
	ANATOLY-TSETSORIN	25224		25224		25224	XNHTJ
	RAMONA M SCHLAEGEL	25225		25225		25225	XNRRR
	WILLIAM SANDERS	25229		25229		25229	XNHFT
	MATTHEW-ASTOR	25547		25547		25547	XNJZC
	BEN PERLOFF	25549		25549		25549	XNNHH
	AMANDA VERHOORN	25549		25549		25549	XNCMT
	ANATOLY TSETSORIN	25549		25549		25549	XNRRJ
	GALLAGHER	25550		25550		25550	XNJFT
	JANICE BEVERLEY	25551		25551		25551	XNNHC
	TERRIANN GLADDEN	25555		25555		25555	XNNCN
	JUSTIN JACKSON	25555		25555		25555	XNRFN

Political Subdivision:	Write-in Name	Machine	Vote For Three	Machine	Vote For Three	Machine	Vote Tag
Lindenwold	ANDY THE COP	25222		25222		25222	XNJZZ
	ANDY	25222		25222		25222	XNJZZ
	PARENTS	25222		25222		25222	XNNHF
	PARENTS	25222		25222		25222	XNNHF
	PARENT	25222		25222		25222	XNNHF
	CHRISTINA	25222		25222		25222	XNRMZ
	BENJAMIN PERLOFF	25222		25222		25222	XNRMZ
	CHRISTINA SCURTI	25222		25222		25222	XNRMZ
	RAMONA M SCHLAEGEL	25225		25225		25225	XNRRR
	ANDREW L SCHLAEGEL	25225		25225		25225	XNRRR
	VAN WOODLEY	25227		25227		25227	XNCCM
	PAMELA-COLE	25227		25227		25227	XNCMZ
	LANETTE BARRY	25227		25227		25227	XNJZH
	JOANNENGELS	25229		25229		25229	XNJCF
	CHRISTINA SCURTI	25547		25547		25547	XNNHH
	BEN PERLOFF	25547		25547		25547	XNNHH
	NINO TORRES	25549		25549		25549	XNCHX
	MELISSA HERDER	25549		25549		25549	XNJMH

CAM_20211102_E
November 2, 2021
Write-in Detail by Political Subdivision
Camden County

Political Subdivision:	Write-in Name	Machine	Vote For Two	Machine	Vote For Two	Machine	Vote Tag
Lawnside	MICHELE LONGVICKERS	25220		25220		25220	XNRMX
	SABRINA FORREST	25546		25546		25546	XNHTZ
	NOLAN JONES	25546		25546		25546	XNNMR

Political Subdivision:	Write-in Name	Machine	Vote For Two	Machine	Vote For Two	Machine	Vote Tag
Lindenwold	ANDY	25222		25222		25222	XNJZZ
	JUSTIN JACKSON	25222		25222		25222	XNRRR
	NO MORE DEMOCROOKS	25224		25224		25224	XNCMC
	NO DEMOCROOKS	25224		25224		25224	XNCMC
	TSETSORIN-A	25224		25224		25224	XNHTJ
	TSETSORIN	25224		25224		25224	XNHTJ
	RAMONA M SCHLAEGEL	25225		25225		25225	XNRRR
	ANDREW L SCHLAEGEL	25225		25225		25225	XNRRR
	SATAN	25229		25229		25229	XNHFT
	MAO	25229		25229		25229	XNHFT
	MATTHEW-ASTOR	25547		25547		25547	XNJZC
	KENNETH R SMITH	25547		25547		25547	XNJZC
	CHRISTINA SCURTI	25547		25547		25547	XNNHH
	BEN PERLOFF	25547		25547		25547	XNNHH
	CRAIG GECKLE	25548		25548		25548	XNJZJ
	DEANA VERHOORN	25549		25549		25549	XNCMT
	ANATOLY TSETSORIN	25549		25549		25549	XNRRJ
	ANATOLY TSETSORIN	25549		25549		25549	XNRRJ
	TJ	25550		25550		25550	XNCHR
	BABRA	25550		25550		25550	XNCHR
	GALLAGHER	25550		25550		25550	XNJFT
	GALLAGHER	25550		25550		25550	XNJFT
	ASHELY	25761		25761		25761	XNHFJ

CAM_20211102_E
November 2, 2021
Write-in Detail by Political Subdivision
Camden County

Merchantville Council Vote for Two			
Political Subdivision: Write-in Name	Machine	Machine	Voter Tag
CHARLES GORMAN	25236		XNNHN
JERRY BENNETT	25237		XNNHR
MATT MULHIERN	25560		XNJFT
JOE-MOFFETT	25561		XNCHZ
CHARLES NORTH VI	25562		XNNRC
DUKE R DAVIS	25562		XNRMX

Local BOE- Merchantville Boro Vote for Three			
Political Subdivision: Write-in Name	Machine	Machine	Voter Tag
EMILY WOOD	25236		XNHFC
ROBERT CAREY	25236		XNHFC
MICKEY MOUSE	25236		XNHFC
ALPHONSUS-OKONKWO	25237		XNCMT
RACANELLI	25237		XNCMX
CHRIS BARRARO	25237		XNHFJ
NO-CRT	25237		XNNRH
NO-CRT	25237		XNNRH
NNOO-CRT	25237		XNNRH
NOT-ELLIOT	25560		XNCMM
CARCANAQUE	25560		XNCMR
CHARLES NORTH VI	25562		XNNRC
CHARLES NORTH VI	25562		XNNRC
CHARLES NORTH VI	25562		XNNRC
DUKE R DAVIS	25562		XNRMX

Local BOE- Mt Ephraim Boro Vote for Three			
Political Subdivision: Write-in Name	Machine	Machine	Voter Tag
LORIRYAN	25238		XNCJR
JOHNATHAN MAXSON	25238		XNJTM
JOHNATHAN MAXSON	25238		XNNHF
JOHNATHAN MAXSON	25238		XNNHH
JOHNATHAN MAXSON	25238		XNNHT
FRANCESCO DIPAOLO	25238		XNNRM

November 03, 2021 11:22 AM
Page 76 of 123

CAM_20211102_E
November 2, 2021
Write-in Detail by Political Subdivision
Camden County

Local BOE- Lindenwold Boro Vote for Three			
Political Subdivision: Write-in Name	Machine	Machine	Voter Tag
ANATOLY TSETSORIN	25549		XNNRJ
ANATOLY TSETSORIN	25549		XNNRJ
ANATOLY TSETSORIN	25549		XNNRJ
RACHEL	25550		XNCHR
JAMES	25550		XNCHR
BARBRA	25550		XNCHR
LANETTE BARRY	25552		XNHFF
FRANK DELUCCA	25555		XNRFN
DANIEL A. O.ROURKE	25761		XNCMJ

Magnolia Council Vote for Two			
Political Subdivision: Write-in Name	Machine	Machine	Voter Tag
DANNYBROWNLOW	25234		XNCCX
WILLIAM G JEZIOR	25234		XNJFJ
KRISTEN TAHANEY	25234		XNJFJ
RUDY KUBE	25234		XNNMN
MICKEY-MOUSE	25557		XNHFX
MICKEY-MOUSE	25557		XNHFX

Sterling Regional BOE-Magnolia Boro Vote For One			
Political Subdivision: Write-in Name	Machine	Machine	Voter Tag
;-RADCLIFF	25231		XNNRM
MICKEY-MOUSE	25557		XNHFX

Local BOE-Magnolia Boro Vote for Two			
Political Subdivision: Write-in Name	Machine	Machine	Voter Tag
MICKEY-MOUSE	25557		XNHFX
MICKEY-MOUSE	25557		XNHFX

November 03, 2021 11:22 AM
Page 75 of 123

CAM_20211102_E
November 2, 2021
Write-in Detail by Political Subdivision
Camden County

Local BOE- Mt. Ephraim Boro
Vote for Three

Political Subdivision: Write-in Name	Mt. Ephraim	Machine	Vote for Three	Machine	Vote for Three
JOHNATHAN MAXSON		25564	XNCJH	25564	XNCJH
JOHNATHAN MAXON		25564	XNCRM	25564	XNCRM
JONATHAN MAXON		25564	XNJTH	25564	XNJTH
LUCAS GREENWOOD		25564	XNJZJ	25564	XNJZJ
JOHNATHAN MAXSON		25564	XNMMH	25564	XNMMH
ZACHARY MCCREA		25565	XNCCZ	25565	XNCCZ
FRANCESCO DIPAGLO		25565	XNCCN	25565	XNCCN
JOHNATHAN MAXSON		25565	XNHFF	25565	XNHFF
RDY		25565	XNHFM	25565	XNHFM
JOHNATHAN MAXSON		25565	XNHHT	25565	XNHHT
JOHNATHAN MAXSON		25565	XNHTX	25565	XNHTX
WHALEN		25565	XNJMJ	25565	XNJMJ
TOMAYO		25565	XNJMU	25565	XNJMU
MICHAEL J COLLINS JR		25565	XNJTF	25565	XNJTF
JOHNATHAN MAXSON		25565	XNNCH	25565	XNNCH
JOHNATHAN MAXSON		25565	XNNHH	25565	XNNHH
MICHAEL DIPASQUALE		25565	XNNHR	25565	XNNHR
JOHNATHAN MAXSON		25565	XNNHX	25565	XNNHX
NOT ANOTHER TEACHER ON		25565	XNNMZ	25565	XNNMZ
JONATHON MAXSON		25565	XNRFH	25565	XNRFH
NA		25565	XNRMX	25565	XNRMX
AMANDA ROWAND		25566	XNCCJ	25566	XNCCJ
JOHNATHAN MAXSON		25566	XNCCY	25566	XNCCY
JOHN MAXSON		25566	XNCJH	25566	XNCJH
JOHNATHAN MAXSON		25566	XNHFZ	25566	XNHFZ
JOHNATHAN MAXSON		25566	XNHTE	25566	XNHTE
JOHNATHAN MAXSON		25566	XNHTX	25566	XNHTX
JOHNATHAN MAXSON		25566	XNJTR	25566	XNJTR
JOHNATHAN MAXSON		25566	XNNHH	25566	XNNHH
JOHNATHAN MAXSON		25566	XNNHR	25566	XNNHR
JOHNATHAN MAXSON		25566	XNNRJ	25566	XNNRJ
MICHAEL DELUCA		25566	XNRFJ	25566	XNRFJ
JOHNATHAN MAXSON		25566	XNRMJ	25566	XNRMJ
JOHNATHAN MAXSON		25566	XNRMV	25566	XNRMV
MIKEMARRONE		25685	XNCCM	25685	XNCCM
LEWIS GREENWOOD		25685	XNCCN	25685	XNCCN
JOAN GREENWOOD		25685	XNCHT	25685	XNCHT
ED DUBOIS		25685	XNCHT	25685	XNCHT

November 03, 2021 11:22 AM
Page 78 of 123

CAM_20211102_E
November 2, 2021
Write-in Detail by Political Subdivision
Camden County

Local BOE- Mt. Ephraim Boro
Vote for Three

Political Subdivision: Write-in Name	Mt. Ephraim	Machine	Vote for Three	Machine	Vote for Three
JOHNATHAN MAXSON		25239	XNCCH	25239	XNCCH
JONATHAN MAXON		25239	XNCCM	25239	XNCCM
JAMES KEOUGH		25239	XNCCR	25239	XNCCR
JOHNATHAN MAXSON		25239	XNCHF	25239	XNCHF
JOHNATHAN MAXSON		25239	XNCMM	25239	XNCMM
DWIGHT BEDFORD		25239	XNCRN	25239	XNCRN
JOHNATHAN MAXSON		25239	XNHFJ	25239	XNHFJ
JOHNATHAN MAXSON		25239	XNHFR	25239	XNHFR
JOHNATHAN MAXSON		25239	XNHTN	25239	XNHTN
MICHAEL BRINING		25239	XNJZN	25239	XNJZN
JOHNATHAN MAXON		25239	XNNHZ	25239	XNNHZ
JOHNATHAN MAXSON		25239	XNNMN	25239	XNNMN
JOHNATHAN MAXSON		25239	XNRFJ	25239	XNRFJ
BILL GATES		25241	XNCCC	25241	XNCCC
JOHNATHAN MAXSON		25241	XNCCZ	25241	XNCCZ
JOHNATHON MAXSON		25241	XNCHF	25241	XNCHF
JOHNATHAN MAXON		25241	XNCJC	25241	XNCJC
JOHNATHAN MAXSON		25241	XNHFN	25241	XNHFN
JOHNATHAN MAXSON		25241	XNJTJ	25241	XNJTJ
JONATHON MAXSON		25241	XNJZZ	25241	XNJZZ
JOHNATHAN MAXSON		25241	XNNHH	25241	XNNHH
-		25241	XNNHT	25241	XNNHT
CAVALLARO		25241	XNNMC	25241	XNNMC
LESCO-BRANDON		25241	XNRRM	25241	XNRRM
JOE MCMAHON		25563	XNCCN	25563	XNCCN
JASON CLARK		25563	XNHTE	25563	XNHTE
JOHNATHON MAXSON		25563	XNHTM	25563	XNHTM
KYLE-WILSON		25563	XNJFM	25563	XNJFM
JOHNATHON MAXSON		25563	XNJZH	25563	XNJZH
JOHNATHON MAXSON		25563	XNJZZ	25563	XNJZZ
JOHNATHAN MAXSON		25563	XNCC	25563	XNCC
JOHNATHAN MAXSON		25563	XNCR	25563	XNCR
JOHNATHAN MAXSON		25563	XNNHC	25563	XNNHC
FRANK FRANKOWSKI		25563	XNNHF	25563	XNNHF
Y		25563	XNNHM	25563	XNNHM
JOHNATHAN MAXSON		25563	XNNRM	25563	XNNRM
JOHNATHAN MAXSON		25564	XNCHM	25564	XNCHM
JOHNATHAN MAXSON		25564	XNCHT	25564	XNCHT

November 03, 2021 11:22 AM
Page 77 of 123

CAM_20211102_E
November 2, 2021
Write-in Detail by Political Subdivision
Camden County

Local BOE- Mt. Ephraim Boro
 Vote for Three

Political Subdivision: Write-in Name	Machine	Vote for Three	Machine	Vote for Three
JONATHAN MAXSON	25695	XNCMC		
JOHNATHAN MAXSON	25695	XNCMH		
BRIAN CAVALLARO	25695	XNCRF		
BRIAN CAVALLARO	25695	XNCRF		
KEITH COWAN	25695	XNCRN		
JOHNATHAN MAXSON	25695	XNHTC		
V-WHALEN	25695	XNJTN		
KELLY-TOMEIO	25695	XNJTN		
JACKSONMAXSON	25695	XNJZZ		
JOHNATHANMAXSON	25695	XNCCJ		
JONATHAN MAXSON	25695	XNHRH		
JOHNATHAN MAXSON	25695	XNHRX		
STEPHENNOCELLA	25695	XNRRZ		
SAMANTHA BRUCCOLIENE	25695	XNRRR		

Oaklyn Council
 Vote for Two

Political Subdivision: Write-in Name	Machine	Vote for Two	Machine	Vote for Two
MINNIE	25242	XNCMF		
RICHARD PSOLKA	25243	XNCRM		
ALEX BILICKI	25244	XNCMN		
BRETTBATALONI	25244	XNCR		
DONALD DUCK	25245	XNHHT		
RICHARD STRICKLAND	25567	XNHFT		
BRETT BATILONI	25568	XNCHF		
ALEX BILIKI	25569	XNCCR		
BRETT BATALONI	25569	XNCR		
BRETT BATALONI	25570	XNCCM		
BRETT BATALONI	25570	XNHHC		

Local BOE- Oaklyn Boro
 Vote for Three

Political Subdivision: Write-in Name	Machine	Vote for Three	Machine	Vote for Three
TIM O'DONNELL	25242	XNCCM		
BRETT BATALONI	25242	XNCCM		

November 03, 2021 11:22 AM Page 79 of 123

CAM_20211102_E
November 2, 2021
Write-in Detail by Political Subdivision
Camden County

Local BOE- Oaklyn Boro
 Vote for Three

Political Subdivision: Write-in Name	Machine	Vote for Three	Machine	Vote for Three
BRET BATALONI	25242	XNHFI		
BRETT BABOLONY	25242	XNJZT		
BRETT BATALONI	25242	XNHZT		
BRET BATALONI	25242	XNNMT		
BRET BATALONI	25242	XNRMX		
BATALONI	25243	XNCJH		
MAUD T. CAT	25243	XNCMH		
HELLO JIM WALSH	25243	XNCMH		
DALE F. CAT	25243	XNCMH		
RICHARD PSOLKA	25243	XNCRM		
DEBORAH PSOLKA	25243	XNCRM		
BRETT BATALONI	25243	XNCRM		
BRETT BATALONI	25243	XNCR		
BRETT BATALONI	25243	XNHFT		
BRETT BATALONI	25243	XNHHT		
BRETT BATALONI	25243	XNHTR		
BRETT BATALONI	25243	XNJT		
BROOKE DERUE	25243	XNNC		
BRETT BATALONI	25243	XNNC		
BRETT BATALONI	25243	XNNR		
BRETT BATALONI	25243	XNNR		
BRETT BATALONI	25244	XNCCC		
BRETT BATALONI	25244	XNCCJ		
BRETT BATALONI	25244	XNCCM		
BRETT BATALONI	25244	XNCCX		
BRETT BATALONI	25244	XNCCJ		
BRETT BATALONI	25244	XNCCM		
BRETT BATALONI	25244	XNCCM		
TONI HAUBIDIS	25244	XNCCM		
BRETT BATALONI	25244	XNCCR		
BRETT BATALONI	25244	XNHFR		
BRETT BATALONI	25244	XNCC		
BRETT BATALONI	25244	XNCC		
BRETT BATALONI	25244	XNCCM		
BRETT BATALONI	25244	XNHT		
BRETT BATALONI	25244	XNNMF		
BRETT BATALONI	25244	XNRRX		
BRETT BATALONI	25245	XNCMH		
BRETT BATALONI	25245	XNHFC		

November 03, 2021 11:22 AM Page 80 of 123

CAM_20211102_E
November 2, 2021
Write-in Detail by Political Subdivision
Camden County

Pennsauken Twp Committee UNEX 1YR		Vote For One	
Political Subdivision: Write-in Name	Machine	Machine	Voter Tag
QQ	25584	25584	XNCMR
GEORGIA	25588	25588	XNCMN
SNOOPY	25588	25588	XNCRU

Pennsauken Twp Committee UNEX 2YR		Vote For One	
Political Subdivision: Write-in Name	Machine	Machine	Voter Tag
MICKEY MOUSE	25246	25246	XNHZ
TRAVIS FOWLER	25255	25255	XNHFR
BILL SKORKO	25265	25265	XNNMN
LISA ECKLE	25266	25266	XNRRM
SUZANNE PAUL	25267	25267	XNCMZ
JOSHUA DOUGHERTY	25268	25268	XNCFC
REESE-DEFEO	25268	25268	XNCRM
RICHARD FONTANO	25269	25269	XNJFX
BRIAN LAWRENCE	25269	25269	XNJTC
T L	25269	25269	XNJZT
ORLANDO MONACO	25262	25262	XNCHN
TONY SCHIAVO	25266	25266	XNNHZ
B	25268	25268	XNRMX
WILLIAM FINNEGAN	25573	25573	XNJTX
JOHN MELONE	25574	25574	XNRFK
RICK	25576	25576	XNHFH
MICKEY MOUSE	25576	25576	XNRRX
FRANK FELIX	25580	25580	XNHTR
PAUL MCCARTNEY	25580	25580	XNJZJ
BILL CHESTER	25580	25580	XNNMH
KATHRYN-OSOWIECKI	25581	25581	XNCCX
OLIVO-IS-A-TOOL	25584	25584	XNCMR
OO	25588	25588	XNCMN
GEORGIA	25588	25588	XNCRU
TRUMP	25588	25588	XNCRU

CAM_20211102_E
November 2, 2021
Write-in Detail by Political Subdivision
Camden County

Pennsauken Twp Committee		Vote For Two	
Political Subdivision: Write-in Name	Machine	Machine	Voter Tag
CHARLES CAREY	25588	25588	XNCCR
GEORGIA	25588	25588	XNCMN
TRUMP	25588	25588	XNCRU
TRUMP	25588	25588	XNCRU

Pennsauken Twp Committee UNEX 1YR		Vote For One	
Political Subdivision: Write-in Name	Machine	Machine	Voter Tag
JENNIFER ECKEL	25246	25246	XNHZT
DOKALDUCK	25248	25248	XNNCJ
AMRON CHESTER	25251	25251	XNJZF
JOE SCAVUZO	25252	25252	XNNMT
JERRY BENNETT	25253	25253	XNJFM
BILL SKORKO	25255	25255	XNHFR
CPT JIM HARTNETT	25255	25255	XNNHC
BILL SKORKO	25255	25255	XNNMN
CODY OPCZYNSKI	25256	25256	XNCRF
SABRINA-WINKLER	25256	25256	XNRRM
HEATHER FONTANO	25258	25258	XNCFC
JIM-KENNY	25258	25258	XNCRM
JOSHUA DOUGERTY	25258	25258	XNJFX
RICHARD TAMBURIO	25258	25258	XNNMM
BRIAN LAWRENCE	25259	25259	XNJTC
WILLIAM FINNEGAN	25262	25262	XNCHN
DIANE JOHNSON	25262	25262	XNCMN
ANTHONY MCWILLIAMS	25262	25262	XNCRM
A	25266	25266	XNNHZ
JOHN MELONE	25573	25573	XNJTX
ANYONE	25573	25573	XNNMZ
RICK	25574	25574	XNRFK
FRANK ZAPPA	25576	25576	XNHFH
FRANK FELIX	25576	25576	XNRRX
JOHN LENNON	25580	25580	XNHTR
MIKE ASTRINGER	25580	25580	XNJZJ
MICHAEL-OSOWIECKI	25580	25580	XNNMH
NO	25581	25581	XNCCX
SABRINA WINKLER	25581	25581	XNHFH

CAM_20211102_E
November 2, 2021
Write-in Detail by Political Subdivision
Camden County

Pine Hill Council
Vote for Two

Political Subdivision: Write-in Name	Pine Hill	Machine	Vote for Two	Machine	Vote for Two
TRUMP		25274	XNRFN		
JEFFREY R. SMITH		25595	XNHYZ		
JOE KEYEK JR		25597	XNCCN		
PAUL-GEER		25597	XNNMR		
DENISE-GEER		25597	XNNMR		
LETS GO BRANDEN		25599	XNCTR		
LETS GO BRANDEN		25599	XNCTR		
GREGORY CARBONARO		25599	XNHTE		
GREGORY CARBONARO		25599	XNHTE		
CHARLES BLATHERWICK		25599	XNJMM		
LORI CORRY		25599	XNNCH		
JOHN GIACOBBE III		25599	XNNCH		
PUNKY BRESTER		25739	XNCMN		
MICKEY MOUSE		25739	XNCMN		
DANTE-SCOLERI		25739	XNNRT		

Member Board of Fire Comm.-Pine Hill FDI
Vote For Two

Political Subdivision: Write-in Name	Pine Hill	Machine	Vote For Two	Machine	Vote For Two
THOMAS E HASSETT		25273	XNHFF		
KEVIN WADDINGTON		25273	XNHFF		
THOMAS HASSETT		25595	XNHTN		
PAUL-GEER		25597	XNNMR		
DENISE-GEER		25597	XNNMR		
JONATHAN		25598	XNCMR		
CHARLES BERWICK		25598	XNCMR		
HASSETT		25599	XNJHC		
WADDINGTON		25599	XNJHC		
THOMAS CROSBY		25599	XNNCH		
THOMAS HASSETT		25739	XNNHZ		

Local BOE- Pine Hill Boro
Vote for Three

Political Subdivision: Write-in Name	Pine Hill	Machine	Vote for Three	Machine	Vote for Three
JIMMY BUFFETT		25270	XNHFF		

November 03, 2021 1:22 AM Page 86 of 123

CAM_20211102_E
November 2, 2021
Write-in Detail by Political Subdivision
Camden County

Local BOE- Pennsauken Township
Vote for Three

Political Subdivision: Write-in Name	Pennsauken	Machine	Vote for Three	Machine	Vote for Three
MICKEY MOUSE		25246	XNHYZ		
JAVIER		25246	XNNRZ		
IAVIE		25253	XNCRH		
SANDRA WHITE		25257	XNCMZ		
PHIL SMYTH		25258	XNHFR		
ABRAM-NADIA		25259	XNCJM		
TL		25259	XNJZT		
TL		25259	XNJZT		
TL		25259	XNJZT		
JEANETTE		25260	XNJTJ		
EFFRAN MUNOZ		25266	XNHFC		
VAN		25577	XNNHX		
LAVINE		25577	XNNHX		
DAVID O'CONNELL		25580	XNHTR		
DENNIS SULLIVAN		25580	XNHTR		
JAMES CHECCHIO		25580	XNHTR		
ANDREW-HUGHES		25580	XNNMH		
JIM-HUGHES		25580	XNNMH		
SHARON-MALICK		25580	XNNMH		
OLIVER MURPHY		25580	XNRFJ		
DAVIN JOHNSON		25580	XNRMX		
ALMAR DYER		25580	XNRMX		
ANNETTE		25584	XNNMT		
PATRICIA-COVINGTON		25588	XNNRH		
SILQUIA-PEREZ		25594	XNHTX		

Pine Hill Council
Vote for Two

Political Subdivision: Write-in Name	Pine Hill	Machine	Vote for Two	Machine	Vote for Two
JESUS		25270	XNNHU		
JESUS		25270	XNNHU		
BRIAN DORFLINGER		25270	XNNMT		
TINY D		25272	XNNHC		
LITTLE SHERLOCK		25272	XNNHC		
JOE ROGAN		25274	XNJZX		
BATMAN		25274	XNJZX		
TRUMP		25274	XNRFN		

November 03, 2021 1:22 AM Page 85 of 123

CAM_20211102_E
November 2, 2021
Write-in Detail by Political Subdivision
Camden County

Runnemedede Council
Vote for Two

Political Subdivision: Write-in Name	Machine	Vote for Two	Runnemedede	Write-in Name	Machine	Vote for Two
ED WHITE	25281	XNHFT				
JULIE-ROMANO	25281	XNHTE				
DONNA-VISCHORIC	25281	XNHTE				
THE UNC	25602	XNHTE				
GIGI	25602	XNHTE				
ED WHITE	25602	XNJTZ				
SAMANTHA SPAULDING	25604	XNCMC				
ROBERT HENRY	25604	XNJTX				
ED WHITE	25604	XNJTX				
ED WHITE	25604	XNRRR				
ED WHITE	25604	XNRRR				
ED WHITE	25604	XNRRR				
MINNIE MOUSE	25605	XNCFE				
MICKEY-MOUSE	25605	XNCFE				
BILLBURKEITT	25605	XNCMJ				
MICHAEL S DINARDO	25605	XNJXC				
BOB	25605	XNJXC				
EDWHITE	25605	XNJFN				
MICKEYMOUSE	25605	XNJRT				
MICKEYMOUSE	25605	XNJRT				
ED WHITE	25606	XNCHF				
DONALD TRUMP	25606	XNJMX				
CHRISTOPHER TABAKO	25606	XNJMX				
LETS	25606	XNJTX				
ED WHITE	25606	XNJZC				
ROBERT SCARBORO	25686	XNCMM				
MICHAEL HOLLAND	25686	XNCMM				
JOHN WENTZELL	25686	XNCMR				
ELWOOD	25686	XNCMR				
MARY SHARP	25686	XNJTC				
JAMES SHARP	25686	XNJTC				
HILLARY-ADERMAN	25700	XNCMX				
AARON-ADERMAN	25700	XNCMX				
TERM LIMITS NOW	25700	XNCMX				
FRANK HARTMAN	25700	XNHFF				
	25700	XNHTT				

CAM_20211102_E
November 2, 2021
Write-in Detail by Political Subdivision
Camden County

Local BOE - Pine Hill Boro
Vote for Three

Political Subdivision: Write-in Name	Machine	Vote for Three	Pine Hill	Write-in Name	Machine	Vote for Three
MOE LESTING JR.	25270	XNHFF				
TRUMP	25270	XNNHU				
TRUMP	25270	XNNHU				
TRUMP	25270	XNNHU				
ANGELA COOPER	25273	XNHFF				
SHARON M YOUNG	25273	XNHFF				
ANGELA B KOSAR	25273	XNHFF				
ANGELA COOPER	25274	XNHFR				
JAMES-YOUNG	25275	XNRFJ				
ANGELA KOSAR	25595	XNHTN				
ERICKA HONER	25595	XNJTN				
NONE	25595	XNNRH				
DENISE-GEER	25597	XNNMR				
PAUL-GEER	25597	XNNMR				
JORDAN-GEER	25597	XNNMR				
KOSAR	25599	XNJHC				
COOPER	25599	XNJHC				
YOUNG	25599	XNJHC				
KAREN WILLIAMS	25599	XNNCH				
WENDY WARD	25599	XNNCH				
BOB STROUP	25599	XNRFJ				
DANTE SCOLERI	25706	XNNRX				

Runnemedede Council
Vote for Two

Political Subdivision: Write-in Name	Machine	Vote for Two	Runnemedede	Write-in Name	Machine	Vote for Two
JIM BUJNICKY	25276	XNCMZ				
NO THANKS	25276	XNCRR				
NO	25276	XNCRR				
ED WHITE	25276	XNNHX				
MICHAEL-DINARDO	25280	XNCMX				
ED-WHITE	25281	XNCCF				
ED WHITE	25281	XNCCF				
RALPH P	25281	XNCJH				
RALPH P	25281	XNCJH				
ED WHIT	25281	XNCMF				
LARRY WASHART	25281	XNHFM				

CAM_20211102_E
November 2, 2021
Write-in Detail by Political Subdivision
Camden County

Sterling Regional Member BOE Somerdale Vote for One			
Political Subdivision: Write-in Name	Machine	Machine	Voter Tag
MICHELLE MILLER		25282	XNCFX
BOB HANKE		25282	XNCRN
BRIAN HEALEY		25282	XNJFN
EMILY-REICH		25282	XNJMN
EMILY REICH		25282	XNJRR
JAMES DANIELS		25282	XNJZF
MARY JO SCHOETTLE		25283	XNNMZ
EMILY REICH		25283	XNRMX
MONIQUE HOWARD		25284	XNHFJ
EMILY REICH		25284	XNHTN
EMILY REICH		25284	XNJZJ
EMILY REICH		25284	XNNMC
DANA HARRIS		25284	XNRFK
ARTUR RAMOS		25284	XNRFH
EMILY REICH		25284	XNRFK
LIZMERY PEREZ		25285	XNCCK
LIZMERY PEREZ		25285	XNNRC
EMILY REICH		25285	XNRFN
EMILY		25608	XNHFC
KEVIN-SMITH		25608	XNHTN
HANKERSON BARBARA		25608	XNJMH
JAMES-MOHAN		25608	XNNRC
EMILY J REICH		25609	XNCCC
KEVIN MCGOWAN		25609	XNCHX
EMILY REICH		25609	XNCHX
ANDREA STUBBS		25609	XNRFK
MONIQUE HOWARD		25609	XNRRM
GOLDEN-STEWART		25610	XNCCT
EMILY REICH		25610	XNJTH
MORGAN BROWN		25610	XNCRN
EMILY REICH		25610	XNNRT

Local BOE - Somerdale Boro Vote for Two			
Political Subdivision: Write-in Name	Machine	Machine	Voter Tag
BARBARA BOYLE		25282	XNCFK
JEREMIAH FORTUNE		25282	XNCFN

November 03, 2021 11:22 AM
Page 90 of 123

CAM_20211102_E
November 2, 2021
Write-in Detail by Political Subdivision
Camden County

Local BOE - Runnemede Boro Vote for Three			
Political Subdivision: Write-in Name	Machine	Machine	Voter Tag
SANDI HILL		25276	XNCFM
SANDI HILL		25276	XNHHX
MICHAEL-DINARDO		25280	XNCFM
MICHAEL-DINARDO		25280	XNCFM
MERRICK GARLAND		25602	XNHTX
WILLIAM SHARP		25604	XNJZH
MICHAEL S DINARDO		25605	XNJCK
MICHAEL S DINARDO		25605	XNJCK
MICHAEL S DINARDO		25605	XNRFN
NOTTHEM		25606	XNRFN
WILLIAM SHARP		25686	XNJTC
MARY SHARP		25686	XNJTC
JAMES SHARP		25686	XNJTC
SANDI HILL		25686	XNRRK
FRANCIS-BURRINI		25686	XNRRM

Somerdale Council Vote for Two			
Political Subdivision: Write-in Name	Machine	Machine	Voter Tag
DAVE GIFFIN		25282	XNHTH
PAUL Z MATTHEWS		25283	XNHRF
ANYOONE		25283	XNHNH
PAUL Z MATTHEWS		25283	XNNMZ
LETS GO BRANDON		25285	XNHHX
DONALD J TRUMP		25285	XNHHX
HOWARD		25285	XNNRM
CANE		25285	XNNRM
CHARLES LOUGHLIN		25608	XNCCC
DAVID CUNDIFF		25608	XNJTC
PAUL Z MATTHEWS		25608	XNNMR
KEVIN MCGOWAN		25609	XNCHX

November 03, 2021 11:22 AM
Page 89 of 123

CAM_20211102_E November 2, 2021 Write-in Detail by Political Subdivision Camden County		Machine		Voter Tag	
Local BOE- Somerdale Boro Vote for Two					
Political Subdivision: Write-in Name	Somerdale	Machine		Voter Tag	
BRIELLE TOFF		25282		XNJFN	
DONNA OWENS		25282		XNJTR	
DAVE ALEXANDER		25282		XNJZF	
KEVIN SMITH		25283		XNCRM	
PAUL Z.MATTHEWS		25283		XNMMZ	
KEVIN SMITH		25283		XNRMZ	
JOSEPH SANTONE		25284		XNRFC	
ARTURO RAMOS		25284		XNRFH	
LIZMERY PEREZ		25285		XNCCX	
EMILY REICH		25285		XNJZH	
LIZMERY PEREZ		25285		XNRCR	
EMILYREICT		25608		XNJUJ	
PAUL Z.MATTHEWS		25608		XNNMR	
EMILY J REICH		25609		XNCCO	
SAM HAGG		25609		XNRFX	
EMILY REICH		25610		XNJUH	
ERICA ROMANOS		25610		XNNCM	
Stratford Council Vote for Two					
Political Subdivision: Write-in Name	Stratford	Machine		Voter Tag	
SATAN		25287		XNRMF	
SATAN		25287		XNRMF	
JOSEPH-HEE		25289		XNCFE	
MICHAEL BAIRKAIN		25291		XNHTN	
MICHAEL BARIKIAN		25616		XNHTM	
Sterling Regional Member BOE Stratford Vote for One					
Political Subdivision: Write-in Name	Stratford	Machine		Voter Tag	
DIANA GONZALEZ		25286		XNCMF	
RON BURGUNDY		25286		XNJTX	
RICARD B WHITE		25286		XNJZZ	
RICHERD B WHITE		25286		XNNRJ	
BRIAN HEALEY		25286		XNRRR	

CAM_20211102_E November 2, 2021 Write-in Detail by Political Subdivision Camden County		Machine		Voter Tag	
Sterling Regional Member BOE Stratford Vote for One					
Political Subdivision: Write-in Name	Stratford	Machine		Voter Tag	
HEALY		25286		XNRFC	
MICHAEL-BARIKIAN		25287		XNCMN	
MICHAEL BARKIN		25287		XNCRN	
MICHAEL BARIKIAN		25287		XNHFR	
MICHAEL		25287		XNHFF	
RICHARD B WHITE		25288		XNJRT	
MIKE BARIKIAN		25288		XNJZC	
MIKE BARICAN		25288		XNJZN	
MICHAELBARIKIAN		25289		XNCCC	
RICHARD-WHITE		25289		XNCJR	
MICKEY MOUSE		25289		XNMC	
MIKE BARIKIAN		25289		XNCRF	
GONZOLAZ		25289		XNCRM	
MICHAEL BARIKIAN		25289		XNHFM	
-MICHAEL-BARIKIANNN		25289		XNHTE	
MICHAEL BARIKIAN		25289		XNNCR	
RICHARD B WHITE		25289		XNNMC	
MICHAEL-BARIKIAN		25291		XNCCM	
RICHARD B WHITE		25291		XNCJC	
ROGER-CUTITTA		25291		XNHFM	
MICHAEL-BARIKIAN		25291		XNHTR	
DAWN MARTIN		25291		XNJFN	
JOSEPH TULLY		25291		XNMMZ	
MICHAEL BARIKIAN		25612		XNCCZ	
JOHN KRIVHAN		25612		XNCJH	
MICHAEL-BARIKIAN		25612		XNCJM	
MICHAEL-BARAKIAN		25612		XNCRX	
BART WHITE		25612		XNRFF	
MICHAEL BARIKIAN		25612		XNRMZ	
MICHAEL BARIKIAN		25613		XNRMX	
JEFFREY ZIEGLER		25614		XNCCX	
MICHAEL BARIKIAN		25614		XNHHT	
MICHAEL-BARIKIAN		25614		XNHRH	
MICHAEL BARIKIAN		25614		XNMMN	
BOB FRAPPLES		25614		XNNRX	
DIANA-GONZALEZ		25614		XNNRX	
MICHAEL BARIKIAN		25614		XNRFF	
LOUISE BARIKIAN		25615		XNNMT	
MIKE BARIKIAN		25615		XNNHC	
MIKE BARIKIAN		25615		XNNHR	

CAM_20211102_E
November 2, 2021
Write-in Detail by Political Subdivision
Camden County

Local BOE- Stratford Boro
Vote for Three

Political Subdivision: Write-in Name	Stratford	Machine	Vote for Three	Voter Tag
MICHAEL BARIKIAN		25287		XNCCR
MICHAEL BARIKIAN		25287		XNCRJ
MICHAEL BARIKIAN		25287		XNCRR
DIANA GONZALEZ		25287		XNHTE
MICHAEL BARIKIAN		25287		XNHTR
MICHAEL BARIKIAN		25287		XNJTZ
RICHARD WHITE		25287		XNJJZ
BARIKIAN		25287		XNNCJ
MICHAEL BARIKIAN		25287		XNNCN
MICHAEL BARIKIAN		25287		XNNHT
MICHAEL		25287		XNNHX
MICHAEL BARIKIAN		25287		XNNRM
MICHAEL BARIKIAN		25287		XNNRN
DIANA GONZALES		25287		XNNRR
MIKE BARIKIAN		25288		XNCCJ
RICHARD B WHITE		25288		XNCCN
MICHAEL-BARIKIAN		25288		XNCJH
RICHARD B WHITE		25288		XNCRM
GONZALAS		25288		XNCRN
MICHAEL BARKIAN		25288		XNCRZ
MICHAEL BARIKIAN		25288		XNHFJ
MICHAEL BARIKIAN		25288		XNHFN
MICHAEL BARIKIAN		25288		XNHFR
ELYSSA LANG		25288		XNHFE
MICHAEL-BARIKIAN		25288		XNHHT
DIANA-GONZALEZ		25288		XNJFC
MICHAEL-BARIKIAN		25288		XNJFH
MICHAEL BARIKIAN		25288		XNJMH
BARIKIAN		25288		XNJMJ
BART WHITE		25288		XNJEZ
MICHAEL BARAKIAN		25288		XNNCJ
MICHAEL BARIKIAN		25288		XNNHC
MICHAEL BARIKIAN		25288		XNNHR
MICHAEL BARIKIAN		25288		XNNHX
RICHARD B WHITE		25288		XNRMZ
MICHAEL-BARIKIAN		25288		XNCCC
MICHAEL BARIKIAN		25289		XNCCF
DIANA GONZALEZ		25289		XNCCF
BARIKIAN		25289		XNCCJ

CAM_20211102_E
November 2, 2021
Write-in Detail by Political Subdivision
Camden County

Sterling Regional Member BOE Stratford
Vote for One

Political Subdivision: Write-in Name	Stratford	Machine	Vote for One	Voter Tag
MICHAEL BARIKIAN		25615		XNNHZ
BARIKIAN		25616		XNCRJ
BARIKIAN		25616		XNHFJ
MIKE BARIKIAN		25616		XNHFE
MICHAEL-BARICIAN		25616		XNJFM
MICHAEL-BARIKIAN		25616		XNJJZ
B		25616		XNNCM
JOSEPH TULLY		25616		XNNHU

Local BOE- Stratford Boro
Vote for Three

Political Subdivision: Write-in Name	Stratford	Machine	Vote for Three	Voter Tag
RICHARD B WHITE		25286		XNCCJ
KEVIN MCCORMICK		25286		XNCJM
DIANA GONZALEZ		25286		XNCMF
MICHAEL BARIKIAN		25286		XNCMH
RICHARD B WHITE		25286		XNCRZ
RICHARD B WHITE		25286		XNHFC
MIKE BARIKIAN		25286		XNHFH
CHRIS		25286		XNHFM
MICHEL BARIKIAN		25286		XNHTE
JEFF ZIEGLER		25286		XNHTJ
RON BURGUNDY		25286		XNJTX
BART WHITE		25286		XNJZC
RICHARD B WHITE		25286		XNJZJ
RICHARD B WHITE		25286		XNJJZ
JOHN T RALSTON JR		25286		XNCCC
MICHAEL BIRIKIAN		25286		XNNCR
MICHAEL BARIKIAN		25286		XNNHT
RICHARD B WHITE		25286		XNNRC
DIANA GONZALEZ		25286		XNNRR
DIANA GONZALEZ		25286		XNNRR
RICHARD B WHITE		25286		XNNRT
RICHARD B WHITE		25286		XNNRX
MICHAEL BARIKIAN		25286		XNRFX
BARKAN		25286		XNRRR
DIANA GONZALEZ		25287		XNCCF

CAM_20211102_E
November 2, 2021
Write-in Detail by Political Subdivision
Camden County

Local BOE- Stratford Boro
 Vote for Three

Political Subdivision: Write-in Name	Machine	Machine	Voter Tag
MICHAEL BARIKIAN		25291	XNCCF
MICHAEL BARIKIAN		25291	XNCCN
MICHAEL BARIKIAN		25291	XNCCZ
TIM KANE		25291	XNCJC
RICHARD WHITE		25291	XNCOM
MICHAEL BARIKIAN		25291	XNCOM
MICHAEL BARIKIAN		25291	XNCOM
RICHARD B WHITE		25291	XNCOM
MICHAEL BARIKIAN		25291	XNCOM
RICHARD B WHITE		25291	XNCOM
RICHARD B WHITE		25291	XNCOM
RICHARD B WHITE		25291	XNCOM
RICHARD B WHITE		25291	XNCOM
MICHAEL BARIKIAN		25291	XNCOM
ROGER-CUTTITA		25291	XNCOM
RACHEL-HAMPLE		25291	XNCOM
MICHAEL BARIKIAN		25291	XNCOM
MICHAEL BARIKIAN		25291	XNCOM
MICHAEL BARIKIAN		25291	XNCOM
RICHARD B WHITE		25291	XNCOM
MICHAEL BARIKIAN		25291	XNCOM
MICHAEL BARIKIAN		25291	XNCOM
RICHARD B WHITE		25291	XNCOM
MICHAEL BARIKIAN		25291	XNCOM
MICHAEL BARIKIAN		25291	XNCOM
SHAUN-CAMP		25291	XNCOM
CATHY GIBSON		25291	XNCOM
MICHAEL BARIKIAN		25291	XNCOM
MICHAEL BARIKIAN		25291	XNCOM
MICHAEL BARIKIAN		25291	XNCOM
RICHARD B WHITE		25291	XNCOM
RICHARD B WHITE		25291	XNCOM
MICHAEL BARIKIAN		25291	XNCOM
PETER MARLYS		25291	XNCOM
BARIKIAN		25291	XNCOM
MICHAEL BARIKIAN		25291	XNCOM
MICHAEL BARIKIAN		25291	XNCOM
MIKE BARIKIAN		25291	XNCOM

CAM_20211102_E
November 2, 2021
Write-in Detail by Political Subdivision
Camden County

Local BOE- Stratford Boro
 Vote for Three

Political Subdivision: Write-in Name	Machine	Machine	Voter Tag
DIANA GONZALEZ		25289	XNCCX
RICHARD B WHITE		25289	XNCCF
RICHARD B WHITE		25289	XNCFN
MICHAEL BARIKIAN		25289	XNCHM
MICHAEL BARIKIAN		25289	XNCHR
RICHARD B WHITE		25289	XNCJM
NONE		25289	XNCOM
NONE		25289	XNCOM
NONE		25289	XNCOM
MICHAEL BARIKIAN		25289	XNCOM
MICHAEL BARIKIAN		25289	XNCOM
GONZOLAZ		25289	XNCOM
RICHARD B WHITE		25289	XNCOM
MICHAEL BARIKIAN		25289	XNCOM
MICHAEL BARIKIAN		25289	XNCOM
MICHAEL BARIKIAN		25289	XNCOM
MIKE BARIKIAN		25289	XNCOM
MICHAEL-BARIKIAN		25289	XNCOM
MICHAEL BARIKIAN		25289	XNCOM
MICHAEL BARIKIAN		25289	XNCOM
RICHARD B WHITE		25289	XNCOM
RICHARD B WHITE		25289	XNCOM
MICHAEL BARIKIAN		25289	XNCOM
MICHAEL BARIKIAN		25289	XNCOM
RICHARD B WHITE		25289	XNCOM
MICHAEL BARIKIAN		25289	XNCOM
MICHAEL BARIKIAN		25289	XNCOM
MICHAEL BARIKIAN		25289	XNCOM
RICHARD B WHITE		25289	XNCOM
MICHAEL BARIKIAN		25289	XNCOM
MICHAEL BARIKIAN		25289	XNCOM
MICHAEL BARIKIAN		25289	XNCOM
ROBERTA CORRY		25289	XNCOM
MICHAEL BARIKIAN		25289	XNCOM

CAM_20211102_E

November 2, 2021

Write-in Detail by Political Subdivision
Camden County

Local BOE- Stratford Boro
Vote for Three

Political Subdivision: Write-in Name	Stratford	Machine	Voter Tag
MICHAEL BARIKIAN		25291	XNNHZ
DANA GONZALEZ		25291	XNNMF
NONAME		25291	XNNMT
MICHAEL BARIKIAN		25291	XNNMZ
RICHARD B WHITE		25291	XNRRJ
MICHAEL BARIKIAN		25291	XNNRN
MICHAEL BARIKIAN		25291	XNNRX
BARICAN		25291	XNNRFH
MICHAEL BARIKIAN		25291	XNRFJ
MIKE BARIKIAN		25291	XNRFN
MICHAEL BARIKIAN		25612	XNCCF
MICHAEL BARIKIAN		25612	XNCCN
MICHAEL BARIKIAN		25612	XNCCZ
MICHAEL BARIKIAN		25612	XNCHF
DIANA GONZALEZ		25612	XNCHT
JOHN KRIHWAN		25612	XNCJH
JEFFREY ZIEGLER		25612	XNCMJ
RICHARD WHITE		25612	XNCMT
MICHAEL BARIKIAN		25612	XNCMX
MICHAEL BARIKIAN		25612	XNCRF
MICHAEL BARIKIAN		25612	XNCRH
MICHAEL BARIKIAN		25612	XNCRN
MICHAEL BARIKIAN		25612	XNHFH
RICHARD B WHITE		25612	XNHTC
MICHAEL BARIKIAN		25612	XNHTM
MICHAEL BARIKIAN		25612	XNHTR
PHIL MESSISCA		25612	XNHTX
MICHAEL BARIKIAN		25612	XNJFZ
MICHAEL BARIKIAN		25612	XNJTZ
MICHAEL BARIKIAN		25612	XNJZH
ASHLEY STETSER		25612	XNJZB
MICHAEL BARIKIAN		25612	XNJZN
MICHAEL BAIKIN		25612	XNNCC
MIKE BARIKIAN		25612	XNNHF
RICHARD B WHITE		25612	XNNHX
MICKEY-MOUSE		25612	XNNMT
BARIKIAN		25612	XNNMZ
BART WHITE		25612	XNRRR
		25612	XNRFH

November 03, 2021 11:22 AM

Page 97 of 123

CAM_20211102_E

November 2, 2021

Write-in Detail by Political Subdivision
Camden County

Local BOE- Stratford Boro
Vote for Three

Political Subdivision: Write-in Name	Stratford	Machine	Voter Tag
DIANA GONZALEZ		25612	XNRFJ
MICHAEL BARIKIAN		25612	XNRFX
MICHAEL BARIKIAN		25612	XNRMZ
RICHARD B WHITE		25613	XNCCX
DIANA GONZALEZ		25613	XNCMF
MICHAEL BARIKIAN		25613	XNCMJ
MELE-BROWSTEIN		25613	XNJTZ
MICHAEL BARIKIAN		25613	XNJZZ
MICHAEL BARIKIAN		25613	XNCCJ
MICHAEL BARIKIAN		25613	XNNHF
DIANA GONZALEZ		25613	XNHHU
MICHAEL BARIKIAN		25613	XNHHJ
RICHARD B WHITE		25613	XNHNH
MICHAEL BARIKIAN		25613	XNMMN
MICHAEL BARIKIAN		25613	XNRCF
MICHAEL BARIKIAN		25613	XNRMX
DIANA GONZALEZ		25613	XNRRR
MICHAEL BARIKIAN		25614	XNCCM
DIANE GONZALEZ		25614	XNCCM
RICHARD B WHITE		25614	XNCCJ
MICHAEL BARIKIAN		25614	XNCCJ
DIANA GONZALEZ		25614	XNCJH
MICHAEL BARIKIAN		25614	XNCJH
JEFF ZIEGLER		25614	XNCJR
DIANA GONZALES		25614	XNCJR
JOHN B WHITE		25614	XNCMH
MICHAEL BARIKIAN		25614	XNCMN
RICHARD WHITE		25614	XNCMT
RICHARD B WHITE		25614	XNHFH
MICHAEL BARIKIAN		25614	XNHFF
MICHAEL BARIKIAN		25614	XNHHT
RICHARD B WHITE		25614	XNHTM
RICHARD B WHITE		25614	XNHTT
BIRKIAN MICHAEL		25614	XNHZZ
MICHAEL BARIKIAN		25614	XNJTU
RICHARD B WHITE		25614	XNJTM
DONALL		25614	XNJZC
MASKS Savelives		25614	XNJZJ
RICHARD B WHITE		25614	XNJZH
RICHARD B WHITE		25614	XNJZN

November 03, 2021 11:22 AM

Page 98 of 123

CAM_20211102_E
November 2, 2021
Write-in Detail by Political Subdivision
Camden County

Local BOE- Stratford Boro
Vote for Three

Political Subdivision: Write-in Name	Stratford	Machine	Vote for Three	Machine	Vote for Three	Machine	Vote for Three
GONZOLEZ		25616		25616		XNJZJ	
BARIKIAN,MICHAEL		25616		25616		XNJZJ	
MICHAEL BARIKIAN		25616		25616		XNJZT	
DIANA GONZALEZ		25616		25616		XNJZZ	
MICHAEL-BARIKIAN		25616		25616		XNJZZ	
MICHAEL-BARIKIAN		25616		25616		XNJZZ	
WHITE		25616		25616		XNCCJ	
BARIKIAN		25616		25616		XNCCJ	
MICHAEL BARIKIAN		25616		25616		XNCCN	
MICHAEL BARIKIAN		25616		25616		XNCCR	
MICHAEL BARIKIAN		25616		25616		XNNHF	
PHILIP SHAFER		25616		25616		XNNHU	
MICHAEL BARIKIAN		25616		25616		XNNHU	
JOSEPH TULLY		25616		25616		XNNHU	
MICHAEL BARIKIAN		25616		25616		XNNHT	
MICHAEL BARIKIAN		25616		25616		XNNHX	
MICHAEL BARIKIAN		25616		25616		XNNHX	
MICHAEL BARIKIAN		25616		25616		XNNHZ	
MICHAEL BARIKIAN		25616		25616		XNNMF	
MICHAEL-BARIKIAN		25616		25616		XNNMH	
RICHARD-B-WHITE		25616		25616		XNNMN	
MICHAEL BARIKIAN		25616		25616		XNNMX	
RICHARD B WHITE		25616		25616		XNNRH	
MICHAL-BARIKIAN		25616		25616		XNNRJ	
RICHARD B. WHITE		25616		25616		XNNRR	
MICHAELBARIKIAN		25616		25616		XNRMF	

Voorhees Twp. Committee
Vote for Two

Political Subdivision: Write-in Name	Voorhees	Machine	Vote for Two	Machine	Vote for Two
TIDDLES		25292		25292	
THIS GUY STINKS		25292		25292	
EDWARD HALE		25292		25292	
HELLIN BACK		25292		25292	
HELLEN BACK		25292		25292	
CHAIM		25292		25292	
KANYE		25294		25294	

November 03, 2021 11:22 AM
Page 100 of 123

CAM_20211102_E
November 2, 2021
Write-in Detail by Political Subdivision
Camden County

Local BOE- Stratford Boro
Vote for Three

Political Subdivision: Write-in Name	Stratford	Machine	Vote for Three	Machine	Vote for Three
RICHARD B WHITE		25614		XNCCN	
RICHARD WHITE		25614		XNNHC	
MICHAEL BARIKIAN		25614		XNNHU	
DIANA GONZALEZ		25614		XNNHN	
MICHAEL BARIKIAN		25614		XNNMJ	
MICHAEL BARIKIAN		25614		XNNRX	
MICHAEL BARIKIAN		25614		XNNRZ	
DIANA-GONZALEZ		25614		XNRFH	
MICHAEL BARIKIAN		25614		XNRFJ	
MICHAEL BARIKIAN		25614		XNRFN	
MICHAEL BARIKIAN		25614		XNRMF	
MICHAEL BARIKIAN		25614		XNRMV	
MICHAEL BARIKIAN		25614		XNRMV	
MICHAEL BARIKIAN		25615		XNHTC	
GREGORY BURDASH		25615		XNNCM	
MICHAEL BARIKIAN		25615		XNNHX	
MICHAEL BARIKIAN		25615		XNNHZ	
ABC		25615		XNRMF	
MICHAELBARIKIAN		25616		XNCCJ	
MICHAEL BARIKIAN		25616		XNCCX	
MICHAEL BARIKIAN		25616		XNCCZ	
DIANA GONZALEZ		25616		XNCHJ	
MICHAEL BARIKIAN		25616		XNCJM	
MICHAEL BARIKIAN		25616		XNCMF	
MICHAEL-BARIKIAN		25616		XNCMJ	
DIANA-GONZALEZ		25616		XNCMM	
RICHARD B. WHITE		25616		XNCMT	
MICHAEL BARIKIAN		25616		XNCMX	
RICHARD B. WHITE		25616		XNCRG	
MICHAEL BARIKIAN		25616		XNCRM	
JAMES BLUMENSTEIN		25616		XNCRV	
RICHARD B WHITE		25616		XNCFM	
MICHAELBARIKIAN		25616		XNHFT	
BRIKIAN		25616		XNHTC	
MICHAEL BARIKIAN		25616		XNHTJ	
RICHARD B WHITE		25616		XNHTN	
RICHARD B. WHITE		25616		XNHTF	
MICHAEL BARIKIAN		25616		XNJZF	

November 03, 2021 11:22 AM
Page 99 of 123

CAM_20211102_E
November 2, 2021
Write-in Detail by Political Subdivision
Camden County

Voorhees Twp. Committee
 Vote for Two

Political Subdivision: Write-in Name	Voorhees	Machine	Vote for Two	Machine	Vote Tag
TOM HANEY		25618		25618	XNNCC
RICK HORNER		25618		25618	XNNCC
NO ONE		25621		25621	XNNHU
NO ONE		25621		25621	XNNHU
NO		25622		25622	XNHFN
NO		25622		25622	XNHFN
MIKE FRIEDMAN		25624		25624	XNCRZ
LEN LEWIS		25624		25624	XNCRZ
ERIC LUFT SR		25625		25625	XNCJR
NOT HER		25625		25625	XNHFH
LETS GO BRANDON		25625		25625	XNHFH
MICKEY MUISE		25625		25625	XNRFH
MATTHEW ZAUM		25625		25625	XNRRR
HARRY ROSE		25625		25625	XNRRR
TODD GELFAND		25627		25627	XNOMC
MELISSA HEALEY		25627		25627	XNHHT
CHARLES BROWN		25627		25627	XNJTX
ED FERRUGIA		25627		25627	XNJTX
BARBARA SILLARY		25627		25627	XNCH
NAME		25627		25627	XNCH
NAME		25627		25627	XNNMC
WILLIAM KROUSE		25628		25628	XNNMC
NOBODY		25629		25629	XNNRM
ANYBODY		25629		25629	XNNRM
RYAN ALICE		25630		25630	XNCCZ
RHEA PRABHU		25630		25630	XNCCZ
FRED A CRANES		25631		25631	XNCRM
BRUCE KARPFF		25631		25631	XNCRM
JULIA CHILDS		25632		25632	XNHFT
JACK SKELLINGTON		25632		25632	XNHFT
GINA STEWART		25632		25632	XNJZJ
BAUER		25635		25635	XNNMU
BAUER		25635		25635	XNNMU
MARIA WALLACE		25689		25689	XNHTE
JUSTIN WALLACE		25689		25689	XNHTE
MICHAEL PILEGGI		25759		25759	XNJTU
LEAH PILEGGI		25759		25759	XNJTU

November 03, 2021 11:22 AM
 Page 102 of 123

CAM_20211102_E
November 2, 2021
Write-in Detail by Political Subdivision
Camden County

Voorhees Twp. Committee
 Vote for Two

Political Subdivision: Write-in Name	Voorhees	Machine	Vote for Two	Machine	Vote Tag
DAVID TURCHI		25294		25294	XNNMH
DAVID TURCHI		25294		25294	XNNMH
MARK FORMOSA		25294		25294	XNNMZ
ALEXANDRA FORMOSA		25294		25294	XNNMZ
GREGORY DAUSUEL		25296		25296	XNNRM
KEVIN KRIEGER		25297		25297	XNCCM
BRIAN DIPAOLO		25297		25297	XNCCM
WATSON MONICA		25297		25297	XNNRT
MIMI PAYTON		25297		25297	XNRFH
TRUMP WONGN		25299		25299	XNHFX
NOEM FAGSISM		25299		25299	XNHFX
YONGJAE KIM		25302		25302	XNCMN
JEFFREY GARCIA		25302		25302	XNCMN
FIX VOORHEES		25302		25302	XNHFN
ANYONE ELSE		25302		25302	XNHFN
SCOTT HEALEY		25302		25302	XNNCJ
SCOTT HEALEY		25302		25302	XNNCJ
MIKE HERING		25302		25302	XNNCR
CHARLES BROWN		25302		25302	XNNCR
IAN MENEWISCH		25303		25303	XNHXT
ASHTON POHLIG		25303		25303	XNHFX
RHEA PRABHU		25305		25305	XNJTN
ASHTON POLHIG		25306		25306	XNJTH
NONE		25306		25306	XNJZH
NONE		25306		25306	XNJZH
TRUMP		25307		25307	XNHHT
DONALD TRUMP		25308		25308	XNHHTZ
DONALD TRUMP		25308		25308	XNHHTZ
MICHAEL FRIEDMAN		25308		25308	XNHHT
KYLE TEXTER		25309		25309	XNHXT
MIKE FREEDMAN		25617		25617	XNCFJ
ED HALE		25617		25617	XNHFR
ALAN BECKER		25617		25617	XNNRR
STEPHEN COSTA		25618		25618	XNCCN
NANCY COSTA		25618		25618	XNCCN
NATHANIEL COSTA		25618		25618	XNJTR
JOANINA COSTA		25618		25618	XNJTR
NCC		25618		25618	XNJZF
JIC		25618		25618	XNJZF

November 03, 2021 11:22 AM
 Page 101 of 123

CAM_20211102_E
November 2, 2021
Write-in Detail by Political Subdivision
Camden County

Political Subdivision: Voorhees		Machine		Voter Tag	
Write-in Name					
Eastern Cam Co Regional Member BOE Voorhees					
Vote for Two					
MYBALLS		25629		XNCCZ	
ALICERIAN		25630		XNCJC	
LORRAINE SINGLEY		25631		XNCRM	
BRUCE KARPFF		25631		XNCRM	
JULIA KETOVER		25632		XNNMN	
ROBERT L CAMPBELL		25634		XNCMH	
JULIE KETOVER		25689		XNCCO	
JULIE KETOVER		25689		XNHFM	
VERONICA PARKER		25759		XNJRF	
ROBERT CAMPBELL		25759		XNJRF	

Political Subdivision: Voorhees		Machine		Voter Tag	
Write-in Name					
Local BOE- Voorhees					
Vote for Three					
JULIE KETOVER		25292		XNCCC	
JULIE KETOVER		25292		XNCHH	
JULIE KETOVER		25292		XNCJC	
JULIE KETOVER		25292		XNCMT	
KETOVER		25292		XNCRH	
JULIE KETOVER		25292		XNCRN	
JULIE KETOVER		25292		XNCZF	
JULIE KETOVER		25292		XNHFF	
JULIE KETOVER		25292		XNHFF	
JULIE KETOVER		25292		XNHFF	
JULIE KETOVER		25292		XNJFC	
JULIE KETOVER		25292		XNJFM	
JULIE KETOVER		25292		XNJHC	
JULIE KETOVER		25292		XNJRC	
SHARON HARRIR		25292		XNJTH	
JULIE KETOVER		25292		XNJTH	
JULIE KETOVER		25292		XNJTZ	
JULIE KETOVER		25292		XNHFF	
JULIE KETOVER		25292		XNHHT	
KATIE KETOVER		25292		XNNRN	
JULIE KETOVER		25292		XNNRT	
FRANK FRIEDMAN		25292		XNNRZ	
JULIE KETOVER		25292		XNRFH	

CAM_20211102_E
November 2, 2021
Write-in Detail by Political Subdivision
Camden County

Political Subdivision: Voorhees		Machine		Voter Tag	
Write-in Name					
Voorhees Twp. Committee					
Vote for Two					
SAMANTHA-MOORE		25759		XNJXN	
DAVID-PILEGGI		25759		XNJXN	
NANCY COSTA		25759		XNRFH	

Political Subdivision: Voorhees		Machine		Voter Tag	
Write-in Name					
Eastern Cam Co Regional Member BOE Voorhees					
Vote for Two					
JULIE KETOVER		25292		XNRF C	
JULIE KETOVER		25294		XNCCO	
DAVID TURCHI		25294		XNNMH	
DAVID TURCHI		25294		XNNMH	
JULIE KETOVER		25300		XNHFX	
CHUCK FOWLER		25300		XNJFF	
BRYCE DERSHEM		25300		XNJTC	
SCOTT HEALEY		25302		XNCCJ	
JULIE KETOVER		25305		XNCMN	
JULIE KETOVER		25310		XNHFN	
NONE		25617		XNCFZ	
KETOVER		25617		XNJMT	
NATHANAEAL COSTA		25618		XNCCN	
JOANNA COSTA		25618		XNCCN	
CAROLINE		25618		XNJMZ	
NONE OF THE ABOVE		25622		XNHFN	
NO		25622		XNHFN	
JACK		25624		XNHFF	
JACK		25624		XNHFF	
MONICA-WATSON		25624		XNJFJ	
JULIE-KETOVER		25624		XNJFJ	
JULIE KETOVER		25624		XNRFN	
BRYCE DERSHEM		25625		XNCHR	
ERIC LUFT JR		25625		XNCJR	
NOT		25625		XNHFF	
NO BODY		25625		XNHFF	
MELISSA HEALEY		25627		XNHHT	
CRAIG BELLO		25627		XNNMN	
CRAIG BELLO		25627		XNNMN	
MY COCK		25629		XNCCZ	

CAM_20211102_E
November 2, 2021
Write-in Detail by Political Subdivision
Camden County

Local BOE- Voorhees
Vote for Three

Political Subdivision: Write-in Name	Voorhees	Machine	Write-in Name	Machine	Voter Tag
JULIE KETOVER		25299	JULIE KETOVER	25299	XNJZJ
JULIE KETOVER		25300	JULIE KETOVER	25300	XNCJM
JULIE KETOVER		25300	JULIE KETOVER	25300	XNHFJ
JULIE KETOVER		25300	JULIE KETOVER	25300	XNHFX
JULIE KETOVER		25300	JULIE KETOVER	25300	XNHTC
JULIE KETOVER		25300	JULIE KETOVER	25300	XNHTE
JULIE KETOVER		25300	JULIE KETOVER	25300	XNJFZ
JULIE KETOVER		25300	JULIE KETOVER	25300	XNJTC
JULIE KETOVER		25300	JULIE KETOVER	25300	XNJTN
JULIE KETOVER		25300	JULIE KETOVER	25300	XNJZC
JULIE KETOVER		25300	JULIE KETOVER	25300	XNCH
JULIE KETOVER		25300	JULIE KETOVER	25300	XNHH
JULIE KETOVER		25300	JULIE KETOVER	25300	XNHN
JULIE KETOVER		25300	JULIE KETOVER	25300	XNNMF
JULIE KETOVER		25300	JULIE KETOVER	25300	XNRM
JULIE KETOVER		25302	JULIE KETOVER	25302	XNCCM
JULIE KETOVER		25302	JULIE KETOVER	25302	XNCMH
JULIE KETOVER		25302	JULIE KETOVER	25302	XNCMJ
JULIE KETOVER		25302	JULIE KETOVER	25302	XNCR
JULIE KETOVER		25302	JULIE KETOVER	25302	XNHFJ
JULIE KETOVER		25302	JULIE KETOVER	25302	XNJTN
JULIE KETOVER		25302	JULIE KETOVER	25302	XNJZ
JULIE KETOVER		25302	JULIE KETOVER	25302	XNMF
JULIE KETOVER		25302	JULIE KETOVER	25302	XNRR
JULIE KETOVER		25302	JULIE KETOVER	25302	XNRFJ
JULIE KETOVER		25303	JULIE KETOVER	25303	XNHFM
JULIE KETOVER		25303	JULIE KETOVER	25303	XNHTJ
JULIE KETOVER		25304	JULIE KETOVER	25304	XNCHJ
JULIE KETOVER		25304	JULIE KETOVER	25304	XNCCM
JULIE KETOVER		25304	JULIE KETOVER	25304	XNCR
JULIE KETOVER		25304	JULIE KETOVER	25304	XNHFC
JULIE KETOVER		25304	JULIE KETOVER	25304	XNHFX
JULIE KETOVER		25304	JULIE KETOVER	25304	XNJTT
JULIE KETOVER		25304	JULIE KETOVER	25304	XNJZF
JULIE KETOVER		25304	JULIE KETOVER	25304	XNCC
JULIE KETOVER		25304	JULIE KETOVER	25304	XNHX
JULIE KETOVER		25304	JULIE KETOVER	25304	XNNMF

November 03, 2021 11:22 AM
Page 106 of 123

CAM_20211102_E
November 2, 2021
Write-in Detail by Political Subdivision
Camden County

Local BOE- Voorhees
Vote for Three

Political Subdivision: Write-in Name	Voorhees	Machine	Write-in Name	Machine	Voter Tag
KETOVER		25292	KETOVER	25292	XNRFJ
JULIE KETOVER		25294	JULIE KETOVER	25294	XNCMX
JULIE KETOVER		25294	JULIE KETOVER	25294	XNHFH
JULIE KETOVER		25294	JULIE KETOVER	25294	XNHHT
JULIE KETOVER		25294	JULIE KETOVER	25294	XNHTZ
JULIE KETOVER		25294	JULIE KETOVER	25294	XNJFT
JULIE KETOVER		25294	JULIE KETOVER	25294	XNMMH
JULIE KETOVER		25294	JULIE KETOVER	25294	XNMMH
JULIE KETOVER		25294	JULIE KETOVER	25294	XNMMH
JULIE KETOVER		25294	JULIE KETOVER	25294	XNMMH
JULIE KETOVER		25294	JULIE KETOVER	25294	XNRF
JULIE KETOVER		25295	JULIE KETOVER	25295	XNCMN
JULIE KETOVER		25295	JULIE KETOVER	25295	XNCF
JULIE KETOVER		25296	JULIE KETOVER	25296	XNCMH
JULIE KETOVER		25296	JULIE KETOVER	25296	XNHTX
JULIE KETOVER		25297	JULIE KETOVER	25297	XNMMZ
JULIE KETOVER		25297	JULIE KETOVER	25297	XNCT
JULIE KETOVER		25297	JULIE KETOVER	25297	XNCHZ
JULIE KETOVER		25297	JULIE KETOVER	25297	XNCF
JULIE KETOVER		25297	JULIE KETOVER	25297	XNCR
JULIE KETOVER		25297	JULIE KETOVER	25297	XNCRH
JULIE KETOVER		25297	JULIE KETOVER	25297	XNCRH
JULIE KETOVER		25297	JULIE KETOVER	25297	XNCRJ
JULIE KETOVER		25297	JULIE KETOVER	25297	XNHTZ
JULIE KETOVER		25297	JULIE KETOVER	25297	XNJTC
JULIE KETOVER		25297	JULIE KETOVER	25297	XNJZN
JULIE KETOVER		25297	JULIE KETOVER	25297	XNCH
JULIE KETOVER		25297	JULIE KETOVER	25297	XNCCJ
JULIE KETOVER		25297	JULIE KETOVER	25297	XNHF
JULIE KETOVER		25297	JULIE KETOVER	25297	XNMM
JULIE KETOVER		25297	JULIE KETOVER	25297	XNHX
JULIE KETOVER		25297	JULIE KETOVER	25297	XNCC
JULIE KETOVER		25297	JULIE KETOVER	25297	XNRR
JULIE KETOVER		25297	JULIE KETOVER	25297	XNRR
JULIE KETOVER		25299	JULIE KETOVER	25299	XNCR
JULIE KETOVER		25299	JULIE KETOVER	25299	XNCJM
JULIE KETOVER		25299	JULIE KETOVER	25299	XNCR
JULIE KETOVER		25299	JULIE KETOVER	25299	XNCR
JULIE KETOVER		25299	JULIE KETOVER	25299	XNHFH
JULIE KETOVER		25299	JULIE KETOVER	25299	XNHT
JULIE KETOVER		25299	JULIE KETOVER	25299	XNHTZ

November 03, 2021 11:22 AM
Page 105 of 123

CAM_20211102_E
November 2, 2021
Write-in Detail by Political Subdivision
Camden County

Local BOE- Voorhees
 Vote for Three

Political Subdivision: Write-in Name	Voorhees	Machine	Voter Tag
JULIE KETOVER		25308	XNCMF
JULIE HASSON KETOVER		25308	XNCMM
JULIA HASSON KETOVER		25308	XNCC
JULIE KETOVER		25308	XNNRC
JULIE KETOVER		25308	XNRF
JULIE KETOVER		25310	XNCRM
JULIE KETOVER		25310	XNCR
JULIE KETOVER		25310	XNHTM
JULIE KETOVER		25310	XNHZ
JULIE		25310	XNNMZ
JULIE KETOVER		25617	XNCHJ
JULIE KETOVER		25617	XNCHZ
JULIE KETOVER		25617	XNCZ
JULIE KETOVER		25617	XNHFX
JULIE KETOVER		25617	XNJZ
JULIE KETOVER		25617	XNJFX
JULIE KETOVER		25617	XNJMZ
JULIE KETOVER		25617	XNJZH
JULIE KETOVER		25617	XNNHN
JULIE KETOVER		25617	XNNMX
JULIE KETOVER		25618	XNCCF
JULIE KETOVER		25618	XNCMX
JULIE KETOVER		25618	XNCRM
JULIE KETOVER		25618	XNJZJ
JULIE KETOVER		25618	XNJZN
JULIE KETOVER		25618	XNHH
JULIE KETOVER		25618	XNRR
JULIE KETOVER		25619	XNRC
JULIE KETOVER		25619	XNCH
JULIE KETOVER		25619	XNHH
JULIE KETOVER		25619	XNNHX
JULIE KETOVER		25619	XNNMF
JULIE KETOVER		25619	XNNMT
JULIE KETOVER		25619	XNRR
JULIE KETOVER		25621	XNCC
JULIE KETOVER		25621	XNNMT
JULIE KETOVER		25621	XNNMX
JULIE KETOVER		25621	XNRM
JULIE KETOVER		25622	XNCMX

November 03, 2021 11:22 AM
 Page 108 of 123

CAM_20211102_E
November 2, 2021
Write-in Detail by Political Subdivision
Camden County

Local BOE- Voorhees
 Vote for Three

Political Subdivision: Write-in Name	Voorhees	Machine	Voter Tag
JULIE KETOVER		25304	XNNRH
JULIE KETOVER		25304	XNNRJ
JULIE KETOVER		25304	XNNRN
JULIE KETOVER		25304	XNNRR
JULIE KETOVER		25304	XNRFJ
JULIE KETOVER		25304	XNRMF
JULIE KETOVER		25305	XNHFC
JULIE KETOVER		25305	XNHFN
JULIE KETOVER		25305	XNHFR
JULIE KETOVER		25305	XNJTC
JULIE KETOVER		25305	XNJZ
JULIE KETOVER		25305	XNNRR
JULIE KETOVER		25306	XNCCJ
JULIE KETOVER		25306	XNCC
JULIE KETOVER		25306	XNCMF
JULIE KETOVER		25306	XNCMX
JULIE KETOVER		25306	XNCR
JULIE KETOVER		25306	XNHFM
JULIE KETOVER		25306	XNHTR
JULIE KETOVER		25306	XNNCN
JULIE KETOVER		25306	XNNHH
JULIE KETOVER		25306	XNNHX
JULIE KETOVER		25306	XNNMF
JULIE KETOVER		25306	XNNMX
JULIE KETOVER		25306	XNNMZ
JULIE KETOVER		25306	XNRMF
JULIE KETOVER		25307	XNRC
JULIE KETOVER		25307	XNCR
JULIE KETOVER		25307	XNCF
JULIE KETOVER		25307	XNHFN
JULIE KETOVER		25307	XNHFT
JULIE KETOVER		25307	XNHFX
JULIE KETOVER		25307	XNHTM
JULIE KETOVER		25307	XNHTN
JULIE KETOVER		25307	XNJTH
JULIE KETOVER		25307	XNNCR
JULIE KETOVER		25307	XNNHC

November 03, 2021 11:22 AM
 Page 107 of 123

CAM_20211102_E
November 2, 2021
Write-in Detail by Political Subdivision
Camden County

Local BOE- Voorhees
 Vote for Three

Political Subdivision: Write-in Name	Voorhees	Machine	Voter Tag
JULIE KETOVER		25625	XNJTR
JULIE KETOVER		25625	XNJZJ
JULIE KETOVER		25625	XNCH
JULIE KETOVER		25625	XNCH
JULIE KETOVER		25625	XNMF
JULIE-KETOVER		25625	XNMX
JULIE KETOVER		25625	XNRR
JULIE KETOVER		25625	XNRR
KETOVER		25626	XNCJC
JULIE KETOVER		25626	XNCJH
JULIE KETOVER		25626	XNHFZ
KETOVER, JUIE		25626	XNHH
JULIE KATIVER		25626	XNMF
JULIE KETOVER		25626	XNRR
KETOVER		25626	XNRR
JULIE KETOVER		25627	XNMC
JULIE KETOVER		25627	XNCM
JULIE KETOVER		25627	XNCRJ
JULIE KETOVER		25627	XNHFH
BRUCE-KARPH		25627	XNHTM
ROBET-MORRIS		25627	XNJTH
JULIE KETOVER		25627	XNJZF
JULIE-KETTOVER		25627	XNCH
JULIE KETOVER		25627	XNMC
CRAIG BELLO		25627	XNMM
CRAIG BELLO		25627	XNMM
CRAIG BELLO		25627	XNMM
JULIE KETOVER		25627	XNMT
JULIE KETOVER		25628	XNHTM
CHERYLWARD		25628	XNJTN
RUBAS SARFRAZ		25628	XNJZF
JULIE KETOVER		25628	XNRR
KETOVER		25629	XNCJH
JULIE KETOVER		25629	XNCR
JULIE-KETOVER		25629	XNCR
KETOVER		25629	XNHFZ
KETOVER		25629	XNHTX
JULIE KETOVER		25629	XNJZJ
JULIE KETOVER		25629	XNJZZ

November 03, 2021 11:22 AM
Page 110 of 123

CAM_20211102_E
November 2, 2021
Write-in Detail by Political Subdivision
Camden County

Local BOE- Voorhees
 Vote for Three

Political Subdivision: Write-in Name	Voorhees	Machine	Voter Tag
NO		25622	XNHFN
NO		25622	XNHFN
NO		25622	XNHFN
JULIE KETONE		25622	XNHF
JULIE KETOVER		25622	XNJFM
JULIE KETOVER		25622	XNJTC
KETOVER		25622	XNJTJ
JULIE KETOVER		25622	XNJZN
JULIE-KETOVER		25622	XNCH
JULIE KETOVER		25622	XNHH
JULIE KETOVER		25622	XNHH
JULIE KETOVER		25622	XNHR
JULIE KETOVER		25622	XNHH
JULIE KETOVER		25622	XNHH
JULIE KETOVER		25622	XNRR
JULIE KETOVER		25622	XNRR
JULIE KETOVER		25624	XNHFH
JACK		25624	XNHFH
JACK		25624	XNHFH
JACK		25624	XNHFH
KETOVER		25624	XNHFH
JULIEKETOVER		25624	XNHTZ
MONICA-WATSON		25624	XNJFJ
JULIE-KETOVER		25624	XNJFJ
JULIE KETOVER		25624	XNJMR
KETOVER		25624	XNJMZ
KETOVER		25624	XNJTZ
JULIE KETOVER		25624	XNHFJ
JULIE KETOVER		25624	XNMF
JULIE-KETOVER		25624	XNRFJ
JULIE KETOVER		25624	XNRFN
KETOVER		25625	XNCT
JULIE KETOVER		25625	XNCHR
ERIC LUFT JR		25625	XNCJR
JULIE KETOVER		25625	XNCMM
KETOVER		25625	XNCRN
JULIE KETOVER		25625	XNCRN
JULIE KETOVER		25625	XNHFH
JULIE KETOVER		25625	XNJFH
JULIE KETOVER		25625	XNJFT
JULIE KETOVER		25625	XNJRC

November 03, 2021 11:22 AM
Page 109 of 123

CAM_20211102_E
November 2, 2021
Write-in Detail by Political Subdivision
Camden County

Local BOE- Voorhees
Vote for Three

Political Subdivision: Write-in Name	Voorhees	Machine	Write-in Name	Machine	Voter Tag
JULIE KETOVER		25632	JULIE KETOVER	25632	XNJZZ
JULIE KETOVER		25632	JULIE KETOVER	25632	XNNHJ
JULIE KETOVER		25632	JULIE KETOVER	25632	XNNMF
JULIA KETOVER		25632	JULIA KETOVER	25632	XNNMN
JARED-ELSTER		25632	JARED-ELSTER	25632	XNNRN
JULIE-KETOVER		25632	JULIE-KETOVER	25632	XNRRM
JULIE-KETOVER		25632	JULIE-KETOVER	25632	XNRRR
JULIE-KETEVEN		25633	JULIE-KETEVEN	25633	XNRFN
JULIE		25633	JULIE	25633	XNRMA
JULIE KETOVER		25635	JULIE KETOVER	25635	XNHTJ
JULIE KETOVER		25635	JULIE KETOVER	25635	XNNCJ
JULIE KETOVER		25635	JULIE KETOVER	25635	XNNMX
KETOVER		25689	KETOVER	25689	XNCMT
JULIE KETOVER		25689	JULIE KETOVER	25689	XNHTH
JULIE KETOVER		25689	JULIE KETOVER	25689	XNJFF
JULIE KETOVER		25689	JULIE KETOVER	25689	XNJTX
WALLACE		25689	WALLACE	25689	XNJZN
KETOVER		25689	KETOVER	25689	XNJZN
JULIE KETOVER		25689	JULIE KETOVER	25689	XNNCH
JULIE KETOVER		25689	JULIE KETOVER	25689	XNNRN
JULIE KETOVER		25689	JULIE KETOVER	25689	XNNRT
JULIE KETOVER		25689	JULIE KETOVER	25689	XNRRR
BRUCE KARF		25759	BRUCE KARF	25759	XNCFJ
JULIE KETOVER		25759	JULIE KETOVER	25759	XNCMZ
JULIE KETOVER		25759	JULIE KETOVER	25759	XNCRC
JOHN TOMASZEWSKI		25759	JOHN TOMASZEWSKI	25759	XNHFF
JULIE KETOVER		25759	JULIE KETOVER	25759	XNJCN
JULIE KETOVER		25759	JULIE KETOVER	25759	XNJFU
JULIE KETOVER		25759	JULIE KETOVER	25759	XNJFN
RANDI STOOPLER		25759	RANDI STOOPLER	25759	XNJRF
RACHEL VANAKEN		25759	RACHEL VANAKEN	25759	XNJRF
MONICA N WATSON		25759	MONICA N WATSON	25759	XNJRF
JULIE KETOVER		25759	JULIE KETOVER	25759	XNJTN
JULIE KETOVER		25759	JULIE KETOVER	25759	XNJXR
JULIE KETOVER		25759	JULIE KETOVER	25759	XNJZT
BRUCE KARP		25759	BRUCE KARP	25759	XNHFF
JULIE KETOVER		25759	JULIE KETOVER	25759	XNNMZ
JULIE KETOVER		25759	JULIE KETOVER	25759	XNNRT

November 03, 2021 11:22 AM
Page 112 of 123

CAM_20211102_E
November 2, 2021
Write-in Detail by Political Subdivision
Camden County

Local BOE- Voorhees
Vote for Three

Political Subdivision: Write-in Name	Voorhees	Machine	Write-in Name	Machine	Voter Tag
JULIE KETOVER		25629	JULIE KETOVER	25629	XNNHT
JULIE KETOVER		25629	JULIE KETOVER	25629	XNNMX
JULIE KETOVER		25629	JULIE KETOVER	25629	XNNRH
KETOVER		25629	KETOVER	25629	XNRFH
RACHEL		25630	RACHEL	25630	XNCMF
MONICA WATSON		25630	MONICA WATSON	25630	XNCMF
JULIE KETOVER		25630	JULIE KETOVER	25630	XNCMF
JULIE-KETOVER		25630	JULIE-KETOVER	25630	XNCMF
KETOVER		25630	KETOVER	25630	XNHTX
JULIE KETOVER		25630	JULIE KETOVER	25630	XNJTN
JULIE KETOVER		25630	JULIE KETOVER	25630	XNNHM
JULIE KETOVER		25630	JULIE KETOVER	25630	XNNMX
JULIE KETOVER		25630	JULIE KETOVER	25630	XNNRT
JULIE KETOVER		25631	JULIE KETOVER	25631	XNCCX
JULIE KETOVER		25631	JULIE KETOVER	25631	XNCJM
JULIE KETOVER		25631	JULIE KETOVER	25631	XNCMF
JULIE KETOVER		25631	JULIE KETOVER	25631	XNCMZ
JULIE KETOVER		25631	JULIE KETOVER	25631	XNHFN
JULIE-KETOVER		25631	JULIE-KETOVER	25631	XNHFX
JULIE KETOVER		25631	JULIE KETOVER	25631	XNHTJ
JULIE KETOVER		25631	JULIE KETOVER	25631	XNHTM
JULIE KETOVER		25631	JULIE KETOVER	25631	XNHTN
JULIE KETOVER		25631	JULIE KETOVER	25631	XNHTZ
JULIE KETOVER		25631	JULIE KETOVER	25631	XNJZF
JULIE KETOVER		25631	JULIE KETOVER	25631	XNJZZ
JULIE KETOVER		25631	JULIE KETOVER	25631	XNNHC
JULIE KETOVER		25631	JULIE KETOVER	25631	XNNHM
JULIE KETOVER		25631	JULIE KETOVER	25631	XNNHX
JULIE KETOVER		25631	JULIE KETOVER	25631	XNNRH
JULIE KETOVER		25631	JULIE KETOVER	25631	XNNRR
JULIE KETOVER		25631	JULIE KETOVER	25631	XNRMX
JULIE KETOVER		25632	JULIE KETOVER	25632	XNCCX
JULIE KETOVER		25632	JULIE KETOVER	25632	XNCMH
JULIE KETOVER		25632	JULIE KETOVER	25632	XNCMJ
JULIE KETOVER		25632	JULIE KETOVER	25632	XNHFF
BRYCE DERSHAM		25632	BRYCE DERSHAM	25632	XNHFN
JULIE KETOVER		25632	JULIE KETOVER	25632	XNHFR
JULIE-KEYTOR		25632	JULIE-KEYTOR	25632	XNHTM
JULIE KETOVER		25632	JULIE KETOVER	25632	XNHTT

November 03, 2021 11:22 AM
Page 111 of 123

CAM_20211102_E
November 2, 2021
Write-in Detail by Political Subdivision
Camden County

Political Subdivision:	Waterford	Machine	Vote for Three	Write-in Name	Machine	Vote for Three	Write-in Name	Machine	Vote for Two
Local BOE- Waterford Township									
		25641	XNNHU	HUNTER	25641	XNNHU			
		25641	XNNHU	EHREN	25641	XNNHU			
		25641	XNNHU	BENJAMIN	25641	XNNHU			
		25642	XNHTF	KATHLEEN WRIGHT	25642	XNHTF			
		25642	XNHTF	NONE	25642	XNHTF			
		25642	XNHTF	NONE	25642	XNHTF			
		25643	XNCMR	TIM FAUST	25643	XNCMR			
		25643	XNNMH	DAN HOOVER	25643	XNNMH			
		25702	XNCRJ	YOUR MOM	25702	XNCRJ			
		25702	XNCRJ	MARTY BENDORF	25702	XNCRJ			
		25702	XNCRJ	BOB DOLE	25702	XNCRJ			
		25702	XNNMH	UP AND DOWN THE PIKE	25702	XNNMH			
		25702	XNNMH	NOT ROE	25702	XNNMH			
		25702	XNNMH	BAREFOOT	25702	XNNMH			
Member Board of Fire CommFD1- Winslow									
		25321	XNHN	RICHARD THORNE	25321	XNHN			
		25323	XNJNX	TYREE CAMPBELL	25323	XNJNX			
		25323	XNJNX	JEFF-DEPRE	25323	XNJNX			
		25323	XNJTH	ROBERT	25323	XNJTH			
		25644	XNRF	JOE-DUBEL	25644	XNRF			
		25644	XNRF	ANYBODY-ELSE	25644	XNRF			
		25648	XNHTF	LOLA POWER	25648	XNHTF			
		25648	XNHTF	FRANKLIN POWER	25648	XNHTF			
		25651	XNCHF	JOE SMITH	25651	XNCHF			
		25651	XNCHF	CHRIS QUINN	25651	XNCHF			
		25652	XNRFH	CARL ALWATER	25652	XNRFH			
		25653	XNJTH	ANY ONE BUT SIROLLI	25653	XNJTH			
		25660	XNJZH	SIROLLI	25660	XNJZH			
		25663	XNCJC	DESTINEE	25663	XNCJC			
		25669	XNCMR	TINA MARSHALL	25669	XNCMR			
		25672	XNJMF	WALT DISNEY	25672	XNJMF			
		25678	XNHFH	ALGIBNER	25678	XNHFH			

CAM_20211102_E
November 2, 2021
Write-in Detail by Political Subdivision
Camden County

Political Subdivision:	Voorhees	Machine	Vote for Three	Write-in Name	Machine	Vote for Three	Write-in Name	Machine	Vote for Three
Local BOE- Voorhees									
		25759	XNRRX	JULIE KETOVER	25759	XNRRX			
Waterford Twp. Committee									
		25316	XNCCH	MIRANDA STAFFORD	25316	XNCCH			
		25640	XNJZN	PETE HICKS	25640	XNJZN			
		25643	XNCMR	NOT-THE-LOSER	25643	XNCMR			
		25643	XNRRX	WHATTA JOKE	25643	XNRRX			
Local BOE- Waterford Township									
		25312	XNCHH	VICKIE TAYLOR	25312	XNCHH			
		25312	XNCHH	THOMAS TAYLOR	25312	XNCHH			
		25312	XNJFF	SUE DIPOMPO	25312	XNJFF			
		25312	XNJFF	HIMFFIC	25312	XNJFF			
		25312	XNJFF	DD GUY	25312	XNJFF			
		25314	XNJMR	ANTHONY ZARRELLA	25314	XNJMR			
		25315	XNRFH	SUSAN M CONNELLY	25315	XNRFH			
		25316	XNCRN	HUNG CHOU	25316	XNCRN			
		25316	XNCRN	HARRY WALTON	25316	XNCRN			
		25317	XNNHC	ODONELL	25317	XNNHC			
		25317	XNNMH	CHRIS LANUJTI	25317	XNNMH			
		25636	XNJZI	JAMIBAGNELL	25636	XNJZI			
		25637	XNCF	DAVID CILONA	25637	XNCF			
		25637	XNHTZ	DANIEL HOOVER	25637	XNHTZ			
		25637	XNJFX	ROE	25637	XNJFX			
		25637	XNJFZ	JOE-DUBLE	25637	XNJFZ			
		25637	XNJTH	JEANETTE	25637	XNJTH			
		25637	XNJZN	DAN-HOOVER	25637	XNJZN			
		25638	XNHTT	NOONE	25638	XNHTT			
		25638	XNRRM	I	25638	XNRRM			
		25639	XNCCR	MICKEY MOUSE	25639	XNCCR			
		25639	XNJMR	EHREN	25639	XNJMR			

CAM_20211102_E
November 2, 2021
Write-in Detail by Political Subdivision
Camden County

Local BOE - Winslow Township
Vote for Three

Political Subdivision: Write-in Name	Winslow	Machine	Write-in Name	Machine	Voter Tag
TINA MARSHALL		25323	TINA MARSHALL	25323	XNJFM
TINA MARSHALL		25323	TINA MARSHALL	25323	XNJFN
TINA MARSHALL		25323	TINA MARSHALL	25323	XNJMC
TINA MARSHALL		25324	TINA MARSHALL	25324	XNJRT
TINA MARSHALL		25644	TINA MARSHALL	25644	XNCCF
TINA MARSHALL		25644	TINA MARSHALL	25644	XNCCN
TINA MARSHALL		25644	TINA MARSHALL	25644	XNHFC
TINA MARSHALL		25644	TINA MARSHALL	25644	XNCC
TINA MARSHALL		25644	TINA MARSHALL	25644	XNCR
TINA MARSHALL		25644	TINA MARSHALL	25644	XNMF
TINA MARSHALL		25644	TINA MARSHALL	25644	XNRF
TINA MARSHALL		25645	TINA MARSHALL	25645	XNCRJ
TINA MARSHALL		25645	TINA MARSHALL	25645	XNHFZ
TINA MARSHALL		25645	TINA MARSHALL	25645	XNJFN
TINA MARSHALL		25645	TINA MARSHALL	25645	XNJFZ
TINA MARSHALL		25645	TINA MARSHALL	25645	XNJRM
TINA MARSHALL		25645	TINA MARSHALL	25645	XNJTF
TINA MARSHALL		25645	TINA MARSHALL	25645	XNJTJ
TINA MARSHALL		25645	TINA MARSHALL	25645	XNJTN
TINA MARSHALL		25645	TINA MARSHALL	25645	XNNRH
TINA MARSHALL		25646	TINA MARSHALL	25646	XNCCF
TINA MARSHALL		25646	TINA MARSHALL	25646	XNHTX
TINA MARSHALL		25647	TINA MARSHALL	25647	XNNHM
TINA MARSHALL		25647	TINA MARSHALL	25647	XNCFJ
TINA MARSHALL		25647	TINA MARSHALL	25647	XNCJM
TINA MARSHALL		25647	TINA MARSHALL	25647	XNCMM
TINA MARSHALL		25647	TINA MARSHALL	25647	XNCRX
TINA MARSHALL		25647	TINA MARSHALL	25647	XNHFC
TINA MARSHALL		25647	TINA MARSHALL	25647	XNHFT
TINA MARSHALL		25647	TINA MARSHALL	25647	XNJZT
TINA MARSHALL		25647	TINA MARSHALL	25647	XNNMC
TINA MARSHALL		25647	TINA MARSHALL	25647	XNNMR
TINA MARSHALL		25647	TINA MARSHALL	25647	XNNMT
TINA MARSHALL		25648	TINA MARSHALL	25648	XNRCM
TINA MARSHALL		25648	TINA MARSHALL	25648	XNCHU
TINA MARSHALL		25648	TINA MARSHALL	25648	XNJTC

CAM_20211102_E
November 2, 2021
Write-in Detail by Political Subdivision
Camden County

Local BOE - Winslow Township
Vote for Three

Political Subdivision: Write-in Name	Winslow	Machine	Write-in Name	Machine	Voter Tag
TINA MARSHALL		25319	TINA MARSHALL	25319	XNHFC
TINA MARSHALL		25319	TINA MARSHALL	25319	XNJHR
TINA MARSHALL		25319	TINA MARSHALL	25319	XNJRH
TINA MARSHALL		25319	TINA MARSHALL	25319	XNJRM
TINA MARSHALL		25319	TINA MARSHALL	25319	XNHHT
TINA MARSHALL		25320	TINA MARSHALL	25320	XNRMF
TINA MARSHALL		25320	TINA MARSHALL	25320	XNCCM
TINA MARSHALL		25320	TINA MARSHALL	25320	XNCHH
TINA MARSHALL		25320	TINA MARSHALL	25320	XNCHM
TINA MARSHALL		25320	TINA MARSHALL	25320	XNCRM
TINA MARSHALL		25320	TINA MARSHALL	25320	XNCRN
TINA MARSHALL		25320	TINA MARSHALL	25320	XNHFN
TINA MARSHALL		25320	TINA MARSHALL	25320	XNHFR
TINA MARSHALL		25320	TINA MARSHALL	25320	XNJCC
TINA MARSHALL		25320	TINA MARSHALL	25320	XNJMH
TINA MARSHALL		25320	TINA MARSHALL	25320	XNJRC
TINA MARSHALL		25320	TINA MARSHALL	25320	XNJRJ
TINA MARSHALL		25320	TINA MARSHALL	25320	XNJRT
TINA MARSHALL		25320	TINA MARSHALL	25320	XNJRZ
TINA MARSHALL		25320	TINA MARSHALL	25320	XNJTT
TINA MARSHALL		25320	TINA MARSHALL	25320	XNCCJ
TINA MARSHALL		25320	TINA MARSHALL	25320	XNNHR
TINA MARSHALL		25321	TINA MARSHALL	25321	XNNMR
TINA MARSHALL		25321	TINA MARSHALL	25321	XNCC
TINA MARSHALL		25321	TINA MARSHALL	25321	XNCCM
TINA MARSHALL		25321	TINA MARSHALL	25321	XNCHZ
TINA MARSHALL		25321	TINA MARSHALL	25321	XNCRT
TINA MARSHALL		25321	TINA MARSHALL	25321	XNHTN
TINA MARSHALL		25321	TINA MARSHALL	25321	XNNMJ
TINA MARSHALL		25321	TINA MARSHALL	25321	XNNMR
TINA MARSHALL		25321	TINA MARSHALL	25321	XNNRX
TINA MARSHALL		25322	TINA MARSHALL	25322	XNCRM
TINA MARSHALL		25322	TINA MARSHALL	25322	XNCCMZ
TINA MARSHALL		25322	TINA MARSHALL	25322	XNHFZ
TINA MARSHALL		25322	TINA MARSHALL	25322	XNJMX
TINA MARSHALL		25322	TINA MARSHALL	25322	XNCC
TINA MARSHALL		25322	TINA MARSHALL	25322	XNNMR
TINA MARSHALL		25322	TINA MARSHALL	25322	XNNRR
TINA MARSHALL		25322	TINA MARSHALL	25322	XNNMT

CAM_20211102_E
November 2, 2021
Write-in Detail by Political Subdivision
Camden County

Local BOE - Winslow Township
 Vote for Three

Political Subdivision: Write-in Name	Winslow	Machine	Vote for Three	Machine	Vote Tag
TINA MARSHALL		25674		25674	XNHFF
TINA MARSHALL		25674		25674	XNJMT
TINA MARSHALL		25674		25674	XNRMX
TINA MARSHALL		25675		25675	XNCFN
TINA-MARSHALL		25675		25675	XNCRT
MARSHAL		25675		25675	XNHTC
TINA MARSHALL		25675		25675	XNJTY
TINA-MARSALL		25675		25675	XNNCJ
TINA MARSHALL		25675		25675	XNHHC
TINA MARSHAL		25675		25675	XNNMR
TINA MARSHALL		25676		25676	XNCCZ
TINA MARSHALL		25676		25676	XNCFJ
TINA MARSHALL		25676		25676	XNCFX
TINA-MARSHALL		25676		25676	XNCMX
TINA MARSHALL		25676		25676	XNCZT
TINA MARSHALL		25676		25676	XNJFC
ROLANDA		25676		25676	XNJZZ
TINA MARSHALL		25676		25676	XNNHC
TINA MARSHALL		25677		25677	XNCCZ
TINA-MARSHALL		25677		25677	XNCMH
TINA MARSHALL		25677		25677	XNCMM
TINA MARSHALL		25677		25677	XNHFH
TINA MARSHAL		25677		25677	XNHFX
TINA MARSHALL		25677		25677	XNHTC
TINA MARSHALL		25677		25677	XNHFF
TINA MARSHALL		25677		25677	XNHJT
TARA MARSHALL		25677		25677	XNJHM
TINA MARSHALL		25677		25677	XNJRR
TINA MARSHALL		25677		25677	XNJRT
TINA MARSHALL		25677		25677	XNJTC
MOE		25678		25678	XNCCZ
LARRY		25678		25678	XNCCZ
CURLEY JOE		25678		25678	XNCCZ
TINA MARSHALL		25678		25678	XNCMH
TINA MARSHALL		25678		25678	XNCMR
TINA MARSHALL		25678		25678	XNCMT
TINA MARSHALL		25678		25678	XNHFC
MARSHALL		25678		25678	XNHFT
TINA MARSHALL		25678		25678	XNJTF

November 03, 2021 1:22 AM
 Page 120 of 123

CAM_20211102_E
November 2, 2021
Write-in Detail by Political Subdivision
Camden County

Local BOE - Winslow Township
 Vote for Three

Political Subdivision: Write-in Name	Winslow	Machine	Vote for Three	Machine	Vote Tag
TINA MARSHALL		25680		25680	XNRMX
MICHELL WHITE		25680		25680	XNRRR
TINA MARSHALL		25681		25681	XNCMF
TINA MARSHALL		25681		25681	XNHFT
TINA MARSHALL		25681		25681	XNHNH
TINA MARSHALL		25681		25681	XNRFH
TINA MARSHALL		25682		25682	XNHXY
TINA-MARSHAL		25682		25682	XNJTT
TINA MARSHALL		25683		25683	XNCCF
WATKINS		25683		25683	XNHTH
TAHIR SMITH		25683		25683	XNJZT
NATHANIEL SMITH		25683		25683	XNJZT
TINA MARSHALL		25683		25683	XNHHX
TINA MARSHALL		25684		25684	XNJTM
TAHIR-SMITH		25684		25684	XNRRR
TAHIR-SMITH		25684		25684	XNRRR
TINA MARSHAL		25686		25686	XNCMR
TINA MARSHALL		25686		25686	XNHTZ
TINA MARSHALL		25686		25686	XNNMJ
TINA-MARSHALL		25687		25687	XNCMJ
TINA MARSHALL		25687		25687	XNHFC
TINA MARSHALL		25687		25687	XNHFF
TINA MCCALL		25687		25687	XNHTR
AAAAAAAA		25687		25687	XNJTC
AAAAAAAA		25687		25687	XNJTC
TINA MARSHALL		25689		25689	XNJFN
TINA MARSHALL		25689		25689	XNJZJ
TINA MARSHALL		25689		25689	XNHTT
TINA-MARSHALL		25689		25689	XNVRT
TINA-MARSHALL		25670		25670	XNJTX
TINA WASHINGTON		25670		25670	XNCCJ
TINA MARSHALL		25672		25672	XNCRM
TINA MARSHALL		25672		25672	XNHTR
TINA MARSHALL		25672		25672	XNHXY
TINA MARSHALL		25672		25672	XNJZJ
TINA MARSHALL		25672		25672	XNRFN
TINA MARSHALL		25673		25673	XNRRR
TINA MARSHALL		25673		25673	XNHXY
TINA-MARSHALL		25674		25674	XNCMZ

November 03, 2021 1:22 AM
 Page 119 of 123

CAM_20211102_E
November 2, 2021
Write-in Detail by Political Subdivision
Camden County

Local BOE- Winslow Township
Vote for Three

Political Subdivision: Write-in Name	Winslow Machine	Machine	Vote for Three Voter Tag
TINA MARSHALL	25678	25680	XNJMZ
TINA MARSHALL	25678	25680	XNJRR
TINA MARSHALL	25678	25680	XNNHC
TINA MARSHALL	25678	25680	XNNHM
TINA MARSHALL	25678	25680	XNNMN
TINA MARSHALL	25678	25680	XNNRF
TINA MARSHALL	25678	25680	XNNRT
TINA MARSHALL	25678	25680	XNCTT
TINA MARSHALL	25678	25681	XNCHZ
JACOB JENNINGS	25679	25681	XNCMZ
TINA MARSHALL	25679	25681	XNHFC
TINA MARSHALL	25679	25681	XNJFF
TINA MARSHALL	25679	25681	XNJTH
TINA MARSHALL	25679	25681	XNNMC
TINA MARSHALL	25679	25681	XNNMZ
TINA MARSHALL	25679	25701	XNCMC
TINA MARSHALL	25679	25701	XNJFF
TINA MARSHALL	25679	25701	XNNHZ
TINA MARSHALL	25679	25720	XNCMN
TINA MARSHALL	25679	25720	XNCMX
TINA MARSHALL	25679	25720	XNHTM

Woodlyme Council
Vote for Two

Political Subdivision: Write-in Name	Woodlyme Machine	Machine	Vote for Two Voter Tag
SAMANTHA KIRBY	25682	25682	XNCJR
THOMAS CROWLEY	25682	25682	XNHTJ
THOMAS CROWLEY	25682	25682	XNHTJ
SAMANTHA KIRBY	25682	25682	XNJTZ
KELLY JANKOWSKI	25682	25682	XNRMZ
JEFF GOODWIN	25682	25682	XNRMZ
CLYDE COOK	25684	25684	XNHFX
CLYDE COOK	25684	25684	XNHFX

CAM_20211102_E
November 2, 2021
Write-in Detail by Political Subdivision
Camden County

Local BOE- Winslow Township
Vote for Three

Political Subdivision: Write-in Name	Winslow Machine	Machine	Vote for Three Voter Tag
TINA MARSHALL	25678	25678	XNJTM
TINA MARSHALL	25678	25678	XNNCJ
TINA MARSHALL	25678	25678	XNNHR
TINA MARSHALL	25678	25678	XNNHX
TINA MARSHALL	25678	25678	XNNMN
TINA MARSHALL	25678	25678	XNNMZ
TINA MARSHALL	25678	25678	XNRMX
TINA MARSHALL	25678	25678	XNRMZ
TINA MARSHALL	25679	25679	XNCCM
TINA MARSHALL	25679	25679	XNCCR
SARAH BANGLE	25679	25679	XNCFJ
SARAH BANGLE	25679	25679	XNCFJ
TINA MARSHALL	25679	25679	XNCHF
TINA MARSHALL	25679	25679	XNCJH
CHRISTY RENZULLI	25679	25679	XNCOM
TINA MARSHALL	25679	25679	XNCMT
TINA MARSHALL	25679	25679	XNCMZ
TINA MARSHALL	25679	25679	XNCRX
TINA MARSHALL	25679	25679	XNHTT
TINA MARSHALL	25679	25679	XNJRH
TINA MARSHALL	25679	25679	XNJTX
TINA MARSHALL	25679	25679	XNJZT
TINA MARSHALL	25679	25679	XNNCJ
TINA MARSHALL	25679	25679	XNNMJ
TINA MARSHALL	25679	25679	XNNMR
TINA MARSHALL	25679	25679	XNNMX
TINA MARSHALL	25679	25679	XNNRM
TINA MARSHALL	25679	25679	XNNRM
TINA MARSHALL	25679	25679	XNNRT
TINA MARSHALL	25679	25679	XNNRX
TINA MARSHALL	25679	25679	XNRFN
TINA MARSHALL	25679	25679	XNRRR
TINA WHITE	25680	25680	XNCHX
TINAMARSHALL	25680	25680	XNCHZ
TINA MARSHALL	25680	25680	XNHFH
TINAMARSHALL	25680	25680	XNHFM
TINA MARSHALL	25680	25680	XNHTR
TINAMARSHALL	25680	25680	XNJFJ
TINA MARSHALL	25680	25680	XNJMT

11/16/2021 5:04:26 PM

Page 2 of 76

Governor/Lt. Governor (Vote for 1) NON

Candidate	Party	Total
MURPHY/Oliver	DEM	52,992
CIATARELLI/Allen	REP	16,923
MELÉ/Brownstein	NON	307
HOFFMAN/Warburton	NON	261
KUNIANSKY/Sahner	NON	109
Write-In		29
	Total	71,949 / 0
Not Qualified	WRITE-IN	7
Wende Nochman	WRITE-IN	1
Joseph P Hughes	WRITE-IN	1
Phil Rizzo	WRITE-IN	1
Ethan	WRITE-IN	1
David R. Mayer	WRITE-IN	1
Thomas Kean Jr.	WRITE-IN	1
Joel B Rosen Esq	WRITE-IN	1
Louis D Greenwald	WRITE-IN	1
William Higgins	WRITE-IN	1
Michael Farley	WRITE-IN	1
Chris Christie	WRITE-IN	1
Shella Oliver	WRITE-IN	1
Pamela Bozarth/Christina Bozarth	WRITE-IN	1
Sue Altman	WRITE-IN	1
Tracy Mccardle-McCusker	WRITE-IN	1
Jane Kateders	WRITE-IN	1
Paul Mayer	WRITE-IN	1
Craig Lewis	WRITE-IN	1
Joseph E Gurecki II	WRITE-IN	1
Mark Robinson	WRITE-IN	1
Ryan Poltkin	WRITE-IN	1
Hirsh Singh	WRITE-IN	1
Nilsa Cruz-Perez	WRITE-IN	0
Unresolved Write-In		0

CAM_20211102_E

November 2, 2021

Write-in Detail by Political Subdivision Camden County

Local BOE- Woodlyme Boro		
Vote for Three		
Political Subdivision: Woodlyme	Machine	Voter Tag
Write-in Name		
FRANK KIRBY	25682	XNCJR
FRANK KIRBY	25682	XNJTZ
CLYDE COOK	25684	XNHFY
CLYDE COOK	25684	XNHFX

Local BOE UNEX- Woodlyme Boro		
Vote for One		
Political Subdivision: Woodlyme	Machine	Voter Tag
Write-in Name		
ETHAN GRAF	25684	XNCMX
CLYDE COOK	25684	XNHFY
TISHARA BRICKUS-LANDI	25684	XNHRH
DANIEL PATRICK MULLARKEY	25685	XNCMF

State Senate 6th District (Vote for 1)
NON

Times Cast	Total
	37,194 / 0 N/A
Candidate	Party
James BEACH	DEM
John FOLEY	REP
Write-In	38
Total	27,775
	8262
	38

Candidate	Party	Total
Not Qualified	WRITE-IN	16
Katie Delaney	WRITE-IN	3
Kate Delaney	WRITE-IN	2
Michael P Bergman	WRITE-IN	2
Susan Drunkenbrod	WRITE-IN	1
Mike Noon	WRITE-IN	1
Troy Singleton	WRITE-IN	1
Murray Edl	WRITE-IN	1
Charles v marinelli III	WRITE-IN	1
Marc Williams	WRITE-IN	1
Mary Gunn	WRITE-IN	1
norman angemi	WRITE-IN	1
April Jin	WRITE-IN	1
Pamela Bozarth	WRITE-IN	1
Kevin Glover	WRITE-IN	1
Joe Kenney	WRITE-IN	1
Joseph McHahoi	WRITE-IN	1
Madelyn R. Hoffman	WRITE-IN	1
Traci Jordan	WRITE-IN	1
Joseph S Parker	WRITE-IN	0
Unresolved Write-In		0

State Senate 8th District (Vote for 1)
NON

Times Cast	Total
	3,884 / 0 N/A
Candidate	Party
Dawn Marie ADDIEGO	DEM
Jean STANFIELD	REP
Write-In	4
Total	2,483
	1,246
	4

Candidate	Party	Total
Calvin George	WRITE-IN	1
Matthew Quinn	WRITE-IN	1
Wende Nochtman	WRITE-IN	1
Roxanne Evans	WRITE-IN	1
Unresolved Write-In		0

State Senate 4th District (Vote for 1)
NON

Times Cast	Total
	17,879 / 0 N/A
Candidate	Party
Fred H. MADDEN	DEM
Stephen H. PAKRADOONI, JR.	REP
Write-In	11
Total	12,778
	4,489
	11

Candidate	Party	Total
Not Qualified	WRITE-IN	5
Kate Delary	WRITE-IN	2
M. Mouze	WRITE-IN	1
Brian K Everett	WRITE-IN	1
Justin Mannus	WRITE-IN	1
Helen Hart-Magobet	WRITE-IN	1
Unresolved Write-In		0

State Senate 5th District (Vote for 1)
NON

Times Cast	Total
	12,992 / 0 N/A
Candidate	Party
Nilsa CRUZ-PEREZ	DEM
Clyde COOK	REP
Write-In	8
Total	9,965
	2,523
	8

Candidate	Party	Total
Not Qualified	WRITE-IN	1
John Ossorio	WRITE-IN	1
Martin Nolan	WRITE-IN	1
Marie Tasy	WRITE-IN	1
Lawrence Pennock	WRITE-IN	1
Eilon Custis	WRITE-IN	1
John J Bayan	WRITE-IN	1
Casey McAleer	WRITE-IN	1
Unresolved Write-In		0

General Assembly 6th District (Vote for 2)
NON

Times Cast	Party	Total
Candidate		Total
Louis D. GREENWALD	DEM	27,895
Pamela R. LAMPITT	DEM	27,519
Ed FARMER	REP	8,014
Richard SUPER	REP	7,911
Write-In		44
		Total
Not Qualified	WRITE-IN	13
Not Qualified 2	WRITE-IN	7
Kate Delaney	WRITE-IN	2
Elene Lampitt	WRITE-IN	2
Judy Smith	WRITE-IN	1
Miriam Stern	WRITE-IN	1
Robert Anzidei	WRITE-IN	1
Louis Cappelli	WRITE-IN	1
George Norcross	WRITE-IN	1
Noah Cross	WRITE-IN	1
Eve Sham	WRITE-IN	1
James Malher	WRITE-IN	1
Wyatt Sklar	WRITE-IN	1
StewartDubin	WRITE-IN	1
Matthew Kaliss	WRITE-IN	1
Kate Ingersoll	WRITE-IN	1
William Johnson	WRITE-IN	1
Pamela Bozarth	WRITE-IN	1
Christina Bozarth	WRITE-IN	1
Frank Coralluzzo	WRITE-IN	1
Erin Coralluzzo	WRITE-IN	1
Susan Wright	WRITE-IN	1
Dan Acerbo	WRITE-IN	1
Jenifer Beers	WRITE-IN	1
Mary Gunn	WRITE-IN	0
Dianne Allan	WRITE-IN	0
Unresolved Write-In		0

General Assembly 4th District (Vote for 2)
NON

Times Cast	Party	Total
Candidate		Total
Paul D. MORIARTY	DEM	12,379
Gabriela M. MOSQUERA	DEM	12,146
Patricia KLINE	REP	4,711
Denise GONZALEZ	REP	4,562
Nicholas MAGNER	NON	287
Write-In		12
		Total
Not Qualified	WRITE-IN	2
Joseph Delrocimi	WRITE-IN	1
Sue Altman	WRITE-IN	1
Bill Walker	WRITE-IN	1
Mary Cunningham	WRITE-IN	1
Not Qualified 2	WRITE-IN	1
Justin Mannus	WRITE-IN	1
Paul Krug	WRITE-IN	1
Helen Hart-Magobet	WRITE-IN	1
Marcie Blakey	WRITE-IN	1
Tom Delany	WRITE-IN	1
Kurt Brehonsta	WRITE-IN	0
Unresolved Write-In		0

General Assembly 5th District (Vote for 2)
NON

Times Cast	Party	Total
Candidate		Total
William F. MOEN, JR.	DEM	9,693
William W. SPEARMAN	DEM	9,602
Samuel DI MATTEO	REP	2,632
Sean SEPSEY	REP	2,476
Write-In		12
		Total
Not Qualified	WRITE-IN	3
John Ossorio	WRITE-IN	1
Jon Lato	WRITE-IN	1
Not Qualified 2	WRITE-IN	1
Mark Hexcock	WRITE-IN	1
Reyes Morton	WRITE-IN	1
Luis Quinmez	WRITE-IN	1
Jim Jefferson	WRITE-IN	1
Ken Whallen	WRITE-IN	1
Sue Whallen	WRITE-IN	1
Unresolved Write-In		0

Candidate	Party	Write-In	Total
Chris Iacono		WRITE-IN	1
Charles H Billingham		WRITE-IN	1
Daniel Mullin		WRITE-IN	1
Tom Pizzo		WRITE-IN	1
Adam Adrian		WRITE-IN	1
George Rushen		WRITE-IN	1
Art Edward		WRITE-IN	1
Kevin Boyle		WRITE-IN	1
Wende Nachman		WRITE-IN	1
Joseph P Hughes		WRITE-IN	1
Bill Stochia		WRITE-IN	1
John Ravenstohl		WRITE-IN	1
George Conrad		WRITE-IN	1
Gregory Carbonaro II		WRITE-IN	1
Gregory Carbonaro II		WRITE-IN	1
Andy Taylor		WRITE-IN	1
Raya Shamilov		WRITE-IN	1
Christopher Better		WRITE-IN	1
Alicia Tenkin		WRITE-IN	1
Darren Dogostino		WRITE-IN	1
Tim Parr		WRITE-IN	1
Richard Long		WRITE-IN	1
Neri Debate Me		WRITE-IN	1
Captain Willard		WRITE-IN	1
John Tomosecki		WRITE-IN	1
Joe Wysocki		WRITE-IN	1
Matthew C Snyder		WRITE-IN	1
Lynn Renno		WRITE-IN	1
Rebecca Selgnier		WRITE-IN	1
Frank Zampino		WRITE-IN	1
Brett DiCrescenzo		WRITE-IN	1
Sosuke Aizen		WRITE-IN	1
Richard Marconero		WRITE-IN	1
Bob Watson		WRITE-IN	1
William Pollard		WRITE-IN	1
Joe Kulik		WRITE-IN	1
Karen Conaway		WRITE-IN	1
Lisa Kensley		WRITE-IN	1
Richard Rathof		WRITE-IN	1
John E. Jones		WRITE-IN	1
Elliot M. Rosen		WRITE-IN	1
Joshua Smith		WRITE-IN	1
Thomas McKinley		WRITE-IN	1
Richard Reynolds		WRITE-IN	1
M. Mouze		WRITE-IN	1
Michael R. Jones		WRITE-IN	1
Emmett Taylor		WRITE-IN	1
Tawanda Jones		WRITE-IN	1
Kurt Sporer		WRITE-IN	1

General Assembly 8th District (Vote for 2)
NON

Times Cast	Total
3,884 / 0	N/A

Candidate	Party	Total
Allison Eckel	DEM	2,416
Mark NATALE	DEM	2,394
Michael TORRESSI, JR.	REP	1,317
Brandon UMBA	REP	1,261
Write-In		2

Candidate	Party	Total
Wende Nachman	WRITE-IN	1
Not Qualified	WRITE-IN	1
Unresolved Write-In		0

Sheriff (Vote for 1)
NON

Times Cast	Total
71,949 / 0	N/A

Candidate	Party	Total
Gilbert L. Whip' WILSON	DEM	54,780
Write-In		307

Candidate	Party	Total
Not Qualified	WRITE-IN	70
Iou Hannan	WRITE-IN	6
Mindy Rosen	WRITE-IN	5
Jason Cutler	WRITE-IN	4
Ronald D Harrison	WRITE-IN	3
Frank Lafferty	WRITE-IN	2
Taylor Bott	WRITE-IN	2
Joe Arpaio	WRITE-IN	2
David Hank	WRITE-IN	2
Sean Hengst	WRITE-IN	2
John Straub	WRITE-IN	2
Cory Knoedler	WRITE-IN	2
Dean Floro	WRITE-IN	2
Ray Markey	WRITE-IN	2
Ian Gill	WRITE-IN	2
Gino M Esposito	WRITE-IN	2
Matthew Luongo	WRITE-IN	2
Eric Rudderow	WRITE-IN	2
Colleen Chatman	WRITE-IN	2
Richard Begley	WRITE-IN	2
Chief W Harry Earle	WRITE-IN	1
Joseph Baldasare	WRITE-IN	1
Fred Linden	WRITE-IN	1
Raymond Garrison	WRITE-IN	1
Taylor Vanderwoude	WRITE-IN	1

	WRITE-IN	Total
Peter Herbert	WRITE-IN	1
Richard "RJ" Wilcox	WRITE-IN	1
Mark Starcher	WRITE-IN	1
Robert david Borzotta	WRITE-IN	1
Tim Binkelle	WRITE-IN	1
Joseph Jakobec	WRITE-IN	1
Andrew Newell	WRITE-IN	1
Mike Friedman	WRITE-IN	1
Ron Merello	WRITE-IN	1
Rob Carlson	WRITE-IN	1
Douglas A Goldborough	WRITE-IN	1
Dylan Stezzi	WRITE-IN	1
Laurel Carlton	WRITE-IN	1
Steven Richmond	WRITE-IN	1
Howard Colvin	WRITE-IN	1
Mike McLaughlin	WRITE-IN	1
Greg Mele	WRITE-IN	1
Larry Robb	WRITE-IN	1
Daniel Katz	WRITE-IN	1
Pamela Bozarth	WRITE-IN	1
John Begley	WRITE-IN	1
Ronald Kramer	WRITE-IN	1
PAula Paretti	WRITE-IN	1
Sally A Lytle	WRITE-IN	1
James Purdy	WRITE-IN	1
John Custodio	WRITE-IN	1
Chuck Fowler	WRITE-IN	1
John Domingo	WRITE-IN	1
Kevin McClimock	WRITE-IN	1
John Chemello	WRITE-IN	1
Bob C Blazer	WRITE-IN	1
Dennis Zorzi Jr	WRITE-IN	1
Jospeh Gallazzi	WRITE-IN	1
John Baker	WRITE-IN	1
Bonnie Evans	WRITE-IN	1
David Cooley	WRITE-IN	1
Joe DiRocco	WRITE-IN	1
John Laprocido	WRITE-IN	1
Hector D Nieves	WRITE-IN	1
Brian Madden	WRITE-IN	1
Scott Denny	WRITE-IN	1
Stephen Waters	WRITE-IN	1
Lola Walz	WRITE-IN	1
S Sugh	WRITE-IN	1
Ralph Condo	WRITE-IN	1
Sam Carney	WRITE-IN	1
Dave Sinnes	WRITE-IN	1
Jim O'Neill	WRITE-IN	1
Michael Drumm	WRITE-IN	1

	WRITE-IN	Total
Michael McCarthy	WRITE-IN	1
Dominick A Desant	WRITE-IN	1
Vincent Perez	WRITE-IN	1
Richard J D'Adamo	WRITE-IN	1
Scott Burke	WRITE-IN	1
Tracy L Perkins	WRITE-IN	1
David Lascio	WRITE-IN	1
Scott J Thompson	WRITE-IN	1
Sue Altman	WRITE-IN	1
Gary Evangelista	WRITE-IN	1
Ben Hosier	WRITE-IN	1
Michael Lorentz	WRITE-IN	1
Villate Mcktrick	WRITE-IN	1
Andrew Sloan	WRITE-IN	1
Buford T Justice	WRITE-IN	1
Alanna Roth	WRITE-IN	1
Ryan Wallace	WRITE-IN	1
James A Linarod	WRITE-IN	1
John Kereld	WRITE-IN	1
Thomas Hammond	WRITE-IN	1
Chris-Smith	WRITE-IN	1
Stephen Kelly	WRITE-IN	1
Tracy Morrow	WRITE-IN	1
Tom Migrogan	WRITE-IN	1
consolo guckip	WRITE-IN	1
marion morrison	WRITE-IN	1
richard a donichele jr	WRITE-IN	1
eric lopez	WRITE-IN	1
ronald stroub	WRITE-IN	1
Zaiden Ascalon	WRITE-IN	1
Michael Farley	WRITE-IN	1
Scott Massner	WRITE-IN	1
Luis Hamon	WRITE-IN	1
charles shimberg	WRITE-IN	1
carl Hoummel	WRITE-IN	1
david nears	WRITE-IN	1
Baeney Feif	WRITE-IN	1
TUCKER BALLIE	WRITE-IN	1
kevin fallon	WRITE-IN	1
moris wiener	WRITE-IN	1
Dave Andrews	WRITE-IN	1
Michael Casey	WRITE-IN	1
Tim Hall	WRITE-IN	1
" LT" Dangle	WRITE-IN	1
Jose Cintron	WRITE-IN	1
James Mackle	WRITE-IN	1
Barbara Long	WRITE-IN	1
George Floyd	WRITE-IN	1
Chad T Clifford	WRITE-IN	1

Times Cast	Total	Total
	71,949 / 0	N/A
Candidate	Party	Total
Jeffrey L. NASH	DEM	51,478
Melinda KANE	DEM	51,350
Almar DYER	DEM	50,105
Jennifer MOORE	REP	17,328
Rachel BOBERG	REP	16,586
Johanna SCHEETS	REP	16,542
Write-In		105
		Total
Not Qualified	WRITE-IN	17
Not qualified 2	WRITE-IN	8
Not qualified 3	WRITE-IN	8
Not Qualified 2	WRITE-IN	7
Kate Delaney	WRITE-IN	5
Not Qualified 3	WRITE-IN	4
Sue Altman	WRITE-IN	2
Colleen Chatman	WRITE-IN	2
John Rutkowski	WRITE-IN	2
Brandy Carille	WRITE-IN	2
Glenn Koch	WRITE-IN	1
Wende Nochtman	WRITE-IN	1
Andrew Yang	WRITE-IN	1
Jill Stein	WRITE-IN	1
Zach Wilson	WRITE-IN	1
Marge Delevocchia	WRITE-IN	1
John Osorio	WRITE-IN	1
Jon Latko	WRITE-IN	1
Tawanda Jones	WRITE-IN	1
Keith Benson	WRITE-IN	1
Tracy L Perkins	WRITE-IN	1
Timothy J. Gallagher	WRITE-IN	1
Jay Lassiter	WRITE-IN	1
Kevin Riorden	WRITE-IN	1
Sarah Rubright	WRITE-IN	1
Marjorie Liebe	WRITE-IN	1
Jason White	WRITE-IN	1
Amanda Semple	WRITE-IN	1
Cdlean Savo	WRITE-IN	1
James Mcaller	WRITE-IN	1
Jos Wolf	WRITE-IN	1
James Maher	WRITE-IN	1
Wyatt Skiar	WRITE-IN	1
Robert Shinn	WRITE-IN	1
dan cirucci	WRITE-IN	1
John Shewen	WRITE-IN	1
Kevin Madden	WRITE-IN	1
Rob Lewandowsky	WRITE-IN	1

	Total	
Fred Harold	WRITE-IN	1
Jessica Morris	WRITE-IN	1
Jason Piccone	WRITE-IN	1
Damon Galtz	WRITE-IN	1
Marc Vogin	WRITE-IN	1
Chris Bamar	WRITE-IN	1
Justin Manius	WRITE-IN	1
Lesco Brandon	WRITE-IN	1
Lou Hannon	WRITE-IN	1
Kevin Klepp	WRITE-IN	1
Charlie Clifford	WRITE-IN	1
Michael Muller	WRITE-IN	1
Derek Reaulo	WRITE-IN	1
William Siegman	WRITE-IN	1
Warren Seaddon	WRITE-IN	1
Eric Pinter	WRITE-IN	1
Helen Hart-Magobet	WRITE-IN	1
Joseph S Parker	WRITE-IN	1
Leo Bellamy	WRITE-IN	1
Steve Grace	WRITE-IN	1
Larry Fanelle	WRITE-IN	1
Robert Earle	WRITE-IN	1
Andrew Thompson	WRITE-IN	1
Chris Warning	WRITE-IN	1
Dominic Acerbo	WRITE-IN	1
Erik Kolb	WRITE-IN	1
Dan LaFontaine	WRITE-IN	1
Mannix Shinn	WRITE-IN	1
John Doyle	WRITE-IN	1
Hogan Makely	WRITE-IN	1
Phil Korman	WRITE-IN	1
Robert Wynne	WRITE-IN	1
Nicole Metz	WRITE-IN	1
Dianne Allen	WRITE-IN	1
Frank Troy	WRITE-IN	1
Joseph Maffei	WRITE-IN	1
Michael Maffei	WRITE-IN	1
John Osorio	WRITE-IN	0
D.M. Sheehan	WRITE-IN	0
Edward Bender	WRITE-IN	0
Michael Weis	WRITE-IN	0
John DiRocco	WRITE-IN	0
David Hang	WRITE-IN	0
Chief Jason Culter	WRITE-IN	0
Unresolved Write-In		0

Board of County Commissioners (Vote for 3)
NON

Candidate	Party	Total
M. James Maley	WRITE-IN	1
Kevin Monko	WRITE-IN	1
Amber Pallonte	WRITE-IN	1
Roncha Dickerson	WRITE-IN	1
Kerri Benson	WRITE-IN	1
Amir Khani	WRITE-IN	1
Michael Weiss	WRITE-IN	1
Justin Block	WRITE-IN	1
Robert Pezick	WRITE-IN	1
Joyce Pezick	WRITE-IN	1
Ken Whallen	WRITE-IN	1
Sue Whallen	WRITE-IN	1
Jon Hughes	WRITE-IN	1
Justin Manias	WRITE-IN	1
Helen Hart-Magobet	WRITE-IN	1
Thomas Fanelle	WRITE-IN	1
Doris Fanelle	WRITE-IN	1
Gavin Miele	WRITE-IN	1
Dave Staple	WRITE-IN	1
Linda Rudderow	WRITE-IN	1
D. M Sheehan	WRITE-IN	0
Dave Star	WRITE-IN	0
Unresolved Write-In		0

Audubon Park Council (Vote for 2)
NON

Times Cast	Party	Total
Amy PARATORE	DEM	98
Cathleen LOWE	DEM	95
Kristen STOKES	NON	17
Write-In		1
Patricia Anne Ward	WRITE-IN	1
Unresolved Write-In		0

Barrington Council (Vote for 2)
NON

Times Cast	Party	Total
Michael DRUMM	DEM	754
Shawn LUDWIG	DEM	724
Kenneth W. KRUPINSKI	REP	327
Nicholas ALVINI	REP	298
Write-In		2

Candidate	Party	Total
Kim Kellog	WRITE-IN	1
Not Qualified	WRITE-IN	1
Unresolved Write-In		0

Bellmawr Council (Vote for 2)
NON

Times Cast	Party	Total
Craig R. WILHELM	DEM	1,084
Steven B. HAGERTY	DEM	1,082
Write-In		32

Candidate	Party	Total
Not Qualified	WRITE-IN	6
Bill Groff	WRITE-IN	6
Not Qualified 2	WRITE-IN	4
Anne Foffine	WRITE-IN	2
Paul DeAngelis	WRITE-IN	2
David Spector	WRITE-IN	2
Tom Pizzo	WRITE-IN	1
Sandy Valdez	WRITE-IN	1
Mark Huff	WRITE-IN	1
Carl Klese	WRITE-IN	1
John Dogerty	WRITE-IN	1
Ray Y Willis Jr	WRITE-IN	1
Peter Giuliano	WRITE-IN	1
Jason Datchel	WRITE-IN	1
Steve Rogers	WRITE-IN	1
Chris Shahan Sr	WRITE-IN	1
Unresolved Write-In		0

Berlin Boro Council (Vote for 2)
NON

Times Cast	Party	Total
		1,164 / 0 N/A
Candidate	Party	Total
Jake MILLER	NON	477
Patricia CUMMINGS	NON	477
Write-In		15
		Total
Not Qualified	WRITE-IN	2
Nick Maccaroni	WRITE-IN	2
Scott Srebo	WRITE-IN	2
Not Qualified 2	WRITE-IN	1
Bill McCall	WRITE-IN	1
Anna L Fenton	WRITE-IN	1
John Mitchard	WRITE-IN	1
Fran Ballak	WRITE-IN	1
Glenn Koch	WRITE-IN	1
William Beasley	WRITE-IN	1
Millard Wilkinson	WRITE-IN	1
Wende Nechman	WRITE-IN	1
Unresolved Write-In		0

Berlin Twp Mayor (Vote for 1)
NON

Times Cast	Party	Total
		1,079 / 0 N/A
Candidate	Party	Total
Phyllis JEFFRIES MAGAZZU	DEM	779
Write-In		85
		Total
Gerard Petersen	WRITE-IN	76
Christopher Morris	WRITE-IN	3
Bryan Ketezum	WRITE-IN	1
Samantha Adrian	WRITE-IN	1
Kenneth Horn	WRITE-IN	1
Art Edward	WRITE-IN	1
Not Qualified	WRITE-IN	1
Quinn Maian Bart	WRITE-IN	1
Girard Petersen	WRITE-IN	0
Anybody Else	WRITE-IN	0
Unresolved Write-In		0

Berlin Twp Council (Vote for 2)
NON

Times Cast	Party	Total
		1,079 / 0 N/A
Candidate	Party	Total
Frank EPIFANIO	DEM	774
Mark REID	DEM	771
Write-In		142
		Total
Bryan Ketchum	WRITE-IN	66
Joshua Payne	WRITE-IN	66
Eric Ruchben	WRITE-IN	2
Debbie Wash	WRITE-IN	1
Nikki Golden	WRITE-IN	1
Mary Soards	WRITE-IN	1
Harry Soards	WRITE-IN	1
Art Edward	WRITE-IN	1
Dee Edward	WRITE-IN	1
Karl Avery	WRITE-IN	1
Michael Flackston	WRITE-IN	1
Unresolved Write-In		0

Brooklawn Council (Vote for 2)
NON

Times Cast	Party	Total
		146 / 0 N/A
Candidate	Party	Total
Patricia Mc CONNELL	DEM	115
Julie Mc CLEARY	DEM	114
Write-In		2
		Total
April DiRocco	WRITE-IN	1
Joe Dirocco	WRITE-IN	1
Unresolved Write-In		0

**Camden City Mayor (Vote for 1)
NON**

Candidate	Party	Total
Victor CARSTARPHEN	DEM	2,592
Theo SPENCER	NON	167
Jennifer A. HUSE	NON	50
Write-In		9
Total		3,108 / 0 N/A
Felisha Reyes-Morton	WRITE-IN	2
John Ossorio	WRITE-IN	1
Tom Reaves	WRITE-IN	1
Chris Collins	WRITE-IN	1
Vida Neil	WRITE-IN	1
April Saul	WRITE-IN	1
Elton Custis	WRITE-IN	1
Adam Nieves	WRITE-IN	1
Not Qualified	WRITE-IN	0
Unresolved Write-In		0

**Camden City Council At-Large (Vote for 3)
NON**

Candidate	Party	Total
Sheila DAVIS	DEM	2,753
Angel FUENTES	DEM	2,747
Nohemi G. SORIA-PEREZ	DEM	2,675
Write-In		27
Total		3,108 / 0 N/A
Not Qualified 2	WRITE-IN	3
Not Qualified 3	WRITE-IN	2
Jon Latko	WRITE-IN	2
Tawanda Jones	WRITE-IN	2
Carla Benson	WRITE-IN	1
John Ossorio	WRITE-IN	1
Justin Morris	WRITE-IN	1
Kennard B. Cobitt	WRITE-IN	1
Felix Morales	WRITE-IN	1
Jose Sanchez	WRITE-IN	1
Laura Sanchez	WRITE-IN	1
Keith Benson	WRITE-IN	1
Ben Saracco	WRITE-IN	1
Juan Gonzales	WRITE-IN	1
susan stokes	WRITE-IN	1
Ronsha Dickerson	WRITE-IN	1
Bryan Morton	WRITE-IN	1
Yarnell Vargas Lopez	WRITE-IN	1
Elizabeth Negron	WRITE-IN	1
Adam Nieves	WRITE-IN	1
Colleen Itchy	WRITE-IN	0
Unresolved Write-In		0

**Camden Council Wd 2 UNEX (Vote for 1)
NON**

Candidate	Party	Total
Christopher F. COLLINS	DEM	895
Write-In		0
Total		975 / 0 N/A
Unresolved Write-In		0

Cherry Hill Council (Vote for 4)
NON

Times Cast	Party	Total
		14,720 / 0 N/A
Candidate	Party	Total
David FEISHER	DEM	10,767
Carole ROSKOPH	DEM	10,592
Sangeeta DOSHI	DEM	10,512
William A. CARTER, III	DEM	10,453
Diane C. CARR	REP	3,405
Nicole NANCE	REP	3,385
David LODGE	REP	3,334
Rossana PARSONS	REP	3,312
Write-In		20
		Total
Not Qualified	WRITE-IN	3
David Stahl	WRITE-IN	1
Martha Stem	WRITE-IN	1
Eileen Doran	WRITE-IN	1
Andrew Sloan	WRITE-IN	1
James Maher	WRITE-IN	1
Brad Koch	WRITE-IN	1
Jos Doughert	WRITE-IN	1
Scott Soffen	WRITE-IN	1
Michael Calubyan	WRITE-IN	1
Robert Shinn	WRITE-IN	1
Susan Wolf	WRITE-IN	1
Robert Ben byer	WRITE-IN	1
Yonaton Yares	WRITE-IN	1
Mike Rowe	WRITE-IN	1
Not Qualified 2	WRITE-IN	1
Not Qualified 3	WRITE-IN	1
Not Qualified 4	WRITE-IN	1
Unresolved Write-In		0

Chesilhurst Council (Vote for 2)
NON

Times Cast	Party	Total
		201 / 0 N/A
Candidate	Party	Total
Pearlie C. LEE	DEM	142
Cathleen JORDAN	DEM	140
Write-In		5
		Total
Jaclyn Figueroa	WRITE-IN	1
Michelle Johnston	WRITE-IN	1
Ralph Johnson	WRITE-IN	1
Bob C Blazer	WRITE-IN	1
Don Lemons	WRITE-IN	1
Unresolved Write-In		0

Clementon Council (Vote for 2)
NON

Times Cast	Party	Total
		555 / 0 N/A
Candidate	Party	Total
David CORNWELL	DEM	386
Robert L. DORSEY	DEM	382
Lynn LOFLAND	REP	152
William WEYLAND	REP	130
Write-In		3
		Total
Robert C Delcamp	WRITE-IN	1
Rebecca Holloway	WRITE-IN	1
Nickoles Stankowski	WRITE-IN	1
Unresolved Write-In		0

11/6/2021 5:04:26 PM

Page 22 of 76

**Gloucester City Council-At-Large UNEX (Vote for 1)
NON**

Times Cast	Party	Total
		1,025 / 0 / N/A
Candidate	Party	Total
Robert J. PAGE	DEM	645
Jason FANNING	REP	203
Sara O'BRIEN	NON	110
Write-In		2
		Total
Not Qualified	WRITE-IN	1
Roseann Michel	WRITE-IN	1
Unresolved Write-In		0

**Gloucester City Council Ward 1 (Vote for 1)
NON**

Times Cast	Party	Total
		315 / 0 / N/A
Candidate	Party	Total
George BERGLUND	DEM	240
Write-In		2
		Total
Robert Naughton	WRITE-IN	1
Patrick Ward	WRITE-IN	1
Unresolved Write-In		0

**Gloucester City Council Ward 2 (Vote for 1)
NON**

Times Cast	Party	Total
		419 / 0 / N/A
Candidate	Party	Total
James JOHNSON	DEM	326
Write-In		10
		Total
Derek Timm	WRITE-IN	1
Carla Herbert	WRITE-IN	1
Grey Conklin	WRITE-IN	1
Peter Herbert	WRITE-IN	1
Marion Billingham	WRITE-IN	1
Jeff McInoo	WRITE-IN	1
Bruce Marks	WRITE-IN	1
Hortense Toliaferro	WRITE-IN	1
Theresa Harris	WRITE-IN	1
Jason Piccone	WRITE-IN	1
Unresolved Write-In		0

11/6/2021 5:04:26 PM

Page 21 of 76

**Gibbsboro Council (Vote for 2)
NON**

Times Cast	Party	Total
		380 / 0 / N/A
Candidate	Party	Total
Michael F. MAC FERREN	NON	225
Glen WERNER	NON	223
Write-In		9
		Total
Ann Brodbeck	WRITE-IN	2
Paul Bernato	WRITE-IN	1
Jan Berle	WRITE-IN	1
Gayle D'Uullo	WRITE-IN	1
Alyssa Shaifar	WRITE-IN	1
Bonnie Evans	WRITE-IN	1
Chris Evans	WRITE-IN	1
M Michael Macky	WRITE-IN	1
Unresolved Write-In		0

**Gloucester City Mayor UNEX (Vote for 1)
NON**

Times Cast	Party	Total
		1,025 / 0 / N/A
Candidate	Party	Total
Dayl R. BAILE	DEM	790
Write-In		16
		Total
Jay F. Brophy Sr	WRITE-IN	2
Carla Herbert	WRITE-IN	2
Not Qualified	WRITE-IN	2
Robert Naughton	WRITE-IN	1
Derek Timm	WRITE-IN	1
Peter Helbort	WRITE-IN	1
Pat Keating	WRITE-IN	1
Mark Starcher	WRITE-IN	1
Jay Brophy	WRITE-IN	1
Paul Kain	WRITE-IN	1
Leon Harris	WRITE-IN	1
Jason Piccone	WRITE-IN	1
Greg Conklin	WRITE-IN	1
Unresolved Write-In		0

Gloucester City Council Ward 3 (Vote for 1)
NON

Times Cast	Total
	291 / 0 N/A
Candidate	Party
Nancy BAUS	DEM
Write-In	5
Total	
John P Schmidt	WRITE-IN 1
Colleen Kain	WRITE-IN 1
Pat Keating	WRITE-IN 1
Tracy Starcher	WRITE-IN 1
Martin Nolan	WRITE-IN 1
Unresolved Write-In	0

Gloucester Twp Mayor (Vote for 1)
NON

Times Cast	Total
	9481 / 0 N/A
Candidate	Party
David R. MAYER	DEM
Joseph F. DAMICO, III	REP
Samuel E. SWEET	NON
Write-In	6
Total	
Not Qualified	WRITE-IN 2
Ray Polidoro	WRITE-IN 1
Mike McCarthy	WRITE-IN 1
Michael Semple Jr.	WRITE-IN 1
Karlie L Naphy	WRITE-IN 1
Unresolved Write-In	0

Gloucester Twp Council (Vote for 3)
NON

Times Cast	Total
	9481 / 0 N/A
Candidate	Party
Michelle L. WINTERS	DEM
Carolyn D. GRACE	DEM
Dan HUTCHISON	DEM
Natalie L. RIVERA	REP
Raymond E. HENRY, JR.	REP
Theodore M. LIDDELL	REP
Dawn J. SABELLA	NON
Joseph L. ALLEN, JR.	NON
Shaylynn L. LATTIE	NON
Write-In	2
Total	
David Herkins	WRITE-IN 1
Craig Roscoe	WRITE-IN 1
David Haag	WRITE-IN 0
Unresolved Write-In	0

Haddon Heights Council (Vote for 2)
NON

Times Cast	Total
	1,656 / 0 N/A
Candidate	Party
Kathryn RUSSO	DEM
Christopher MORGAN	DEM
Kimberley STUART	REP
Kevin EHRET	REP
Write-In	0
Total	
Unresolved Write-In	0

Hi-Nella Council (Vote for 1)
NON

Times Cast	Total
	85 / 0 N/A
Candidate	Party
Write-In	5
Total	
Chris Moska	WRITE-IN 5
Unresolved Write-In	0

**Laurel Springs Council (Vote for 2)
NON**

Times Cast	Total
	285 / 0 N/A
Candidate	Party
Susan M. DI GREGORIO	DEM
James W. REDSTRAKE	REP
Write-In	3

Total
1
1
1
0

**Lawnside Council (Vote for 2)
NON**

Times Cast	Total
	475 / 0 N/A
Candidate	Party
Dawn WRIGHT-MC LEOD	DEM
Ronald DE ARREU	DEM
Write-In	4

Total
2
2
0
0

**Lindenwold Council UNEX (Vote for 1)
NON**

Times Cast	Total
	1,637 / 0 N/A
Candidate	Party
Walter F. LENKOWSKI	DEM
Write-In	6

Total
1
1
1
1
1
1
0

**Lindenwold Council (Vote for 2)
NON**

Times Cast	Total
	1,637 / 0 N/A
Candidate	Party
Odessa PATTON	DEM
Cheryle RANDOLPH-SHARPE	DEM
Write-In	12

Total
3
2
1
1
1
1
1
1
1
1
1
0
0

**Magnolia Council (Vote for 2)
NON**

Times Cast	Total
	508 / 0 N/A
Candidate	Party
Richard V. KRAUSE, JR.	DEM
Shawn PARKER	DEM
Write-In	7

Total
1
1
1
1
1
1
1
0

Merchantville Council (Vote for 2)
NON

Times Cast	Total	Party	Total
	593 / 0		N/A
Candidate		Party	Total
Daniel J. SPERAZZA		DEM	451
Cindy MORALES-BUTTS		DEM	450
Adam WALLACE		NON	105
Write-In			7
			Total
Dorothy Foley		WRITE-IN	2
Not Qualified		WRITE-IN	1
Matthew Gaskill		WRITE-IN	1
Michael Birmingham		WRITE-IN	1
D. Morgan		WRITE-IN	1
Lisa W Smith		WRITE-IN	1
Unresolved Write-In			0

Oaklyn Council (Vote for 2)
NON

Times Cast	Total	Party	Total
	607 / 0		N/A
Candidate		Party	Total
Nancy MAC GREGOR		DEM	499
Christopher WALTERS		DEM	478
Dominic J LONGO, III		REP	118
Write-In			1
			Total
Mark Becker		WRITE-IN	1
Unresolved Write-In			0

Pennsauken Twp Committee UNEX 1YR (Vote for 1)
NON

Times Cast	Total	Party	Total
	3,814 / 0		N/A
Candidate		Party	Total
Nicole ROBERTS		DEM	3,063
Write-In			23
			Total
Not Qualified		WRITE-IN	5
Jeffrey B. Love		WRITE-IN	2
David Cantera		WRITE-IN	1
Rachel Schiavo		WRITE-IN	1
Felipe Santiago II		WRITE-IN	1
Lisa Eckel		WRITE-IN	1
Tony Schiavo Jr		WRITE-IN	1
Robert Anzidei		WRITE-IN	1
Keith A. Layton		WRITE-IN	1
Jason Edelman		WRITE-IN	1
Dweezil Zappa		WRITE-IN	1
Michael P. Evans		WRITE-IN	1
Jamis Hornmett		WRITE-IN	1
Grissida DeJesus		WRITE-IN	1
Florence Mignogna		WRITE-IN	1
Gregory Mantowio		WRITE-IN	1
Ed Mount		WRITE-IN	1
Colleen Itchy		WRITE-IN	1
Unresolved Write-In			0

**Pennsauken Twp. Committee (Vote for 2)
NON**

Times Cast	Party	Total
Jessica RAEFH	DEM	3,069
Marco DI BATTISTA	DEM	3,048
Write-In		32
Total		3,814 / 0 / N/A

Candidate	Party	Total
Not Qualified	WRITE-IN	6
Not Qualified 2	WRITE-IN	3
Jeffrey B. Love	WRITE-IN	2
Felipe Santiago II	WRITE-IN	1
Joanne Young	WRITE-IN	1
Tony Schiavo Jr	WRITE-IN	1
Rachel Schiavo	WRITE-IN	1
Robert Anzidei	WRITE-IN	1
Antoinette Layton	WRITE-IN	1
Alyssa Edelman	WRITE-IN	1
Regina Edelman	WRITE-IN	1
Christina Aquilino	WRITE-IN	1
Bob Dobbs	WRITE-IN	1
Connie Dobbs	WRITE-IN	1
Ellie Killien	WRITE-IN	1
Betsy Mcbride	WRITE-IN	1
Doug Howie	WRITE-IN	1
Donna Weittberg	WRITE-IN	1
Anthony Rivera	WRITE-IN	1
Dawn Shaffer	WRITE-IN	1
Brielle Nieves	WRITE-IN	1
William Finnegan	WRITE-IN	1
Nancy Mignogna	WRITE-IN	1
Christopher Holly	WRITE-IN	1
Jamis Hornett	WRITE-IN	0
Gregory Marowio	WRITE-IN	0
Ed Mount	WRITE-IN	0
Unresolved Write-In		0

**Pennsauken Twp Committee UNEX 2YR (Vote for 1)
NON**

Times Cast	Party	Total
Patrick OLIVO	DEM	3,077
Write-In		19
Total		3,814 / 0 / N/A

Candidate	Party	Total
Not Qualified	WRITE-IN	5
Felipe Santiago II	WRITE-IN	1
Sabrina Winkler	WRITE-IN	1
Tony Schiavo Jr	WRITE-IN	1
Robert Anzidei	WRITE-IN	1
Albert T. Layton Jr.	WRITE-IN	1
Tyler Edelman	WRITE-IN	1
Alexander A. Aquilino	WRITE-IN	1
Jeffrey B. Love	WRITE-IN	1
Lynette Ramos	WRITE-IN	1
Karl McConnell	WRITE-IN	1
Brielle G Nieves	WRITE-IN	1
Richard Ingram	WRITE-IN	1
Joe McDonald	WRITE-IN	1
Glen Bierbach	WRITE-IN	1
Unresolved Write-In		0

Pine Hill Council (Vote for 2)
NON

Times Cast	Party	Total
		1,147 / 0 N/A
Candidate	Party	Total
John ROBB	DEM	921
Thomas KNOTT, JR.	DEM	916
Write-In		6
Candidate	Party	Total
Not Qualified	WRITE-IN	3
Joseph P Hughes	WRITE-IN	1
Martin Mendetta	WRITE-IN	1
Not Qualified 2	WRITE-IN	1
Unresolved Write-In		0

Runnemedede Council (Vote for 2)
NON

Times Cast	Party	Total
		1,220 / 0 N/A
Candidate	Party	Total
Eleanor KELLY	DEM	885
Craig LAUBENSTEIN	DEM	874
Write-In		37
Candidate	Party	Total
Ed White	WRITE-IN	7
Not Qualified	WRITE-IN	4
Not Qualified 2	WRITE-IN	4
Michael Root	WRITE-IN	3
James Coyle	WRITE-IN	2
Jack Shaw	WRITE-IN	1
Harnet Alberson	WRITE-IN	1
Charles Rifici	WRITE-IN	1
Laurel Carlton	WRITE-IN	1
Scott Denny	WRITE-IN	1
John Wark	WRITE-IN	1
Joseph Fyryeh	WRITE-IN	1
Ken Whallen	WRITE-IN	1
Sue Whallen	WRITE-IN	1
Phoenix Wright	WRITE-IN	1
Sigismund Dijkstra	WRITE-IN	1
Kelly Kennedy	WRITE-IN	1
William Dicuuzi	WRITE-IN	1
Kevin Moriacy	WRITE-IN	1
Bill Obert	WRITE-IN	1
Anthony Mazzicetti	WRITE-IN	1
John Lursemma	WRITE-IN	1
Unresolved Write-In		0

Somerdale Council (Vote for 2)
NON

Times Cast	Party	Total
		677 / 0 N/A
Candidate	Party	Total
George W. BADEY, JR.	DEM	566
George C. EHRMANN	DEM	558
Write-In		5
Candidate	Party	Total
Not Qualified	WRITE-IN	1
Richard Super	WRITE-IN	1
John Foley	WRITE-IN	1
Steven Dan	WRITE-IN	1
Brian Alexander	WRITE-IN	1
Unresolved Write-In		0

Stratford Council (Vote for 2)
NON

Times Cast	Party	Total
		1,064 / 0 N/A
Candidate	Party	Total
James KELLY	DEM	715
Stephen GANDY	DEM	700
Stephen GAGLIARDI	REP	343
Leonard NESTER	REP	306
Write-In		3
Candidate	Party	Total
Not Qualified	WRITE-IN	2
Not Qualified 2	WRITE-IN	1
Jim Eay	WRITE-IN	0
Gene Doyato	WRITE-IN	0
Unresolved Write-In		0

Tavistock Commissioners (Vote for 3)
NON

Times Cast	Party	Total
		5 / 0 N/A
Candidate	Party	Total
Joseph DEL DUCA	NON	5
Colin MACK-ALLEN	NON	5
Mindy DEL DUCA	NON	5
Write-In		0
Candidate	Party	Total
Unresolved Write-In		0

Voorhees Twp. Committee (Vote for 2)
NON

Times Cast	Party	Total
		5 / 0 N/A
Candidate	Party	Total
Joseph DEL DUCA	NON	5
Colin MACK-ALLEN	NON	5
Mindy DEL DUCA	NON	5
Write-In		0
Candidate	Party	Total
Unresolved Write-In		0

Candidate	Party	Total
Maleen J Grant	WRITE-IN	1
Mike Dugan	WRITE-IN	1
Phil Naegeler	WRITE-IN	1
Seth Nowell	WRITE-IN	1
March Murphy	WRITE-IN	1
William Foste	WRITE-IN	1
Rick Homer	WRITE-IN	1
Marc Murphy	WRITE-IN	0
Unresolved Write-in		0

Waterford Twp. Committee (Vote for 1)
NON

Candidate	Party	Total
Andrew L WADE	NON	781
Joel S. THOMPSON	REP	475
Write-in		4
Total		1,565 / 0 / N/A

Candidate	Party	Total
Not Qualified	WRITE-IN	1
David B Franz	WRITE-IN	1
Robert T Lawrence	WRITE-IN	1
Douglas Borger	WRITE-IN	1
Travis Simmons	WRITE-IN	0
Unresolved Write-In		0

Winslow Twp. Committee Ward 1 (Vote for 1)
NON

Candidate	Party	Total
Robert STIMELSKI	DEM	897
Brandon GLIKAS	REP	544
Write-In		1
Total		1,494 / 0 / N/A

Candidate	Party	Total
Robert T Raid	WRITE-IN	1
Unresolved Write-in		0

Times Cast	Party	Total
Michelle NOCITO	DEM	4,230
Jason RAVITZ	DEM	4,128
Write-in		94
Total		5,608 / 0 / N/A

Candidate	Party	Total
Non Qualified	WRITE-IN	16
Michael Friedman	WRITE-IN	11
Not Qualified 2	WRITE-IN	10
Michael Dugan	WRITE-IN	5
Carmine Valentino	WRITE-IN	3
Jeff Garcia	WRITE-IN	2
Jacob Platt	WRITE-IN	2
John Schmus	WRITE-IN	2
Steve Kosyla	WRITE-IN	2
Mike Friedman	WRITE-IN	2
Steven J Brody	WRITE-IN	1
Michael Friedan	WRITE-IN	1
Jeff Brennan	WRITE-IN	1
Andy Schelehammer	WRITE-IN	1
Taylor Shroff	WRITE-IN	1
Gonzalo Berthin	WRITE-IN	1
Scott Riley	WRITE-IN	1
Barbara Stany	WRITE-IN	1
Kemth Tavani	WRITE-IN	1
Ruth Tavani	WRITE-IN	1
Walter Kletoka	WRITE-IN	1
Noah Romoff	WRITE-IN	1
Anthony Trageo	WRITE-IN	1
Marcus Aquino	WRITE-IN	1
Gwen Davira	WRITE-IN	1
Jason Kelce	WRITE-IN	1
Brenda Salvatore	WRITE-IN	1
Jose Chow	WRITE-IN	1
Bob Carson	WRITE-IN	1
Sally A Lytle	WRITE-IN	1
Marc Vogin	WRITE-IN	1
James Purdy	WRITE-IN	1
Todd Simon	WRITE-IN	1
Kelli Solomkin	WRITE-IN	1
Danielle Work	WRITE-IN	1
Kosha Gala	WRITE-IN	1
Judith Bender	WRITE-IN	1
Judi Mitchell	WRITE-IN	1
Susan Schmidt	WRITE-IN	1
Ethan Vogin	WRITE-IN	1
Sally Lytle	WRITE-IN	1
Brandon Lesco	WRITE-IN	1

Winslow Twp. Committee Ward 2 (Vote for 1)
NON

Times Cast	Party	Total
		1,582 / 0 N/A
Candidate	Party	Total
Carlos A. VASCOS	DEM	1,179
Write-In		8
Total		
Not Qualified	WRITE-IN	3
Gino M Esposito	WRITE-IN	2
Jim Jordon	WRITE-IN	1
Brandon Clikas	WRITE-IN	1
Helen Har-Magobet	WRITE-IN	1
Amber Pallonte	WRITE-IN	0
Colleen Chatman	WRITE-IN	0
Unresolved Write-In		0

Winslow Twp. Committee Ward 3 (Vote for 1)
NON

Times Cast	Party	Total
		1,125 / 0 N/A
Candidate	Party	Total
Raymond WATKINS, JR.	DEM	1,003
Antor MiHA	REP	89
Write-In		1
Total		
John Wilson	WRITE-IN	1
Unresolved Write-In		0

Winslow Twp. Committee Ward 4 (Vote for 1)
NON

Times Cast	Party	Total
		1,519 / 0 N/A
Candidate	Party	Total
John WILSON	DEM	1,222
Write-In		12
Total		
Not Qualified	WRITE-IN	4
Sandor Radai	WRITE-IN	2
Al Bazzel	WRITE-IN	1
John King	WRITE-IN	1
Stephen Waters	WRITE-IN	1
Andrea Barber	WRITE-IN	1
Colleen Chatman	WRITE-IN	1
Leo Bellamy	WRITE-IN	1
Unresolved Write-In		0

Woodlymne Council (Vote for 2)
NON

Times Cast	Party	Total
		134 / 0 N/A
Candidate	Party	Total
Sharon EARLEY	DEM	101
Wlfrredo RODRIGUEZ	DEM	101
Write-In		6
Total		
Kelly Jankowski	WRITE-IN	1
Kathy Wisner	WRITE-IN	1
Brain Evering	WRITE-IN	1
Deb Williams	WRITE-IN	1
Robert Baum	WRITE-IN	1
Jeff Goodwin	WRITE-IN	1
Unresolved Write-In		0

Black Horse Pike Regional Member BOE Glouc Twp (Vote for 3)
NON

Times Cast	Party	Total
		9,481 / 0 N/A
Candidate	Party	Total
Jennifer J. STORER	NON	4,589
Jerry 'Jay' MC MULLIN	NON	3,901
Shana V. MOSLEY	NON	3,758
Linda K. GILCH	NON	3,577
Matthew JEFFERSON	NON	3,174
Write-In		92
Total		
Non Qualified	WRITE-IN	13
Non Qualified 2	WRITE-IN	8
Sam Sweet	WRITE-IN	5
Non qualified 3	WRITE-IN	4
Keith Gibbons	WRITE-IN	3
David Haag	WRITE-IN	2
Andrew Mckena	WRITE-IN	2
Sandra Brooks	WRITE-IN	2
Kelly Rutter	WRITE-IN	2
Denise Shaw	WRITE-IN	2
Chip Pildis	WRITE-IN	2
Terry Fretz	WRITE-IN	2
Michele Lemagney	WRITE-IN	2
James W Eccles	WRITE-IN	1
Vicky Jensen	WRITE-IN	1
Toby Jensen	WRITE-IN	1
Jimmy Eat World	WRITE-IN	1
Dena Hendry	WRITE-IN	1
Mike Smith	WRITE-IN	1

Candidate	Party	Total
Alex Conway	WRITE-IN	1
David Revil	WRITE-IN	1
Diane Campat	WRITE-IN	1
Penny Rothman	WRITE-IN	1
Bff Baker	WRITE-IN	1
Anthony Massi	WRITE-IN	1
Roy Anderson	WRITE-IN	1
Par Wentz	WRITE-IN	1
Jared Torres	WRITE-IN	1
Chandra Shaw	WRITE-IN	1
Terr Treaty	WRITE-IN	1
Maxwell Baunle	WRITE-IN	1
Sean Hengst	WRITE-IN	1
Dominick A. Desant	WRITE-IN	1
Kimberly Desant	WRITE-IN	1
David Kruger	WRITE-IN	1
Patrick Miller	WRITE-IN	1
Zachary Kinsella	WRITE-IN	1
Luis Vilder-Lopez	WRITE-IN	1
Richard Kelyk	WRITE-IN	1
Marianne Everett	WRITE-IN	1
Connie Spencer	WRITE-IN	1
Michelle Derer	WRITE-IN	1
Joshua Kinsella	WRITE-IN	1
Richard W Boskey Jr	WRITE-IN	1
Richard W Boskey Sr	WRITE-IN	1
Florence Boskey	WRITE-IN	1
Jose Fontanez	WRITE-IN	1
Joe Rossi	WRITE-IN	1
Frank Rossi	WRITE-IN	1
Justin Manus	WRITE-IN	1
Preston Smith	WRITE-IN	1
Jennifer O'donnely	WRITE-IN	1
Lesco Brandon	WRITE-IN	1
Malton J Moore	WRITE-IN	1
Michael Lemashy	WRITE-IN	1
Peter Gray	WRITE-IN	1
Shana V. Moolley	WRITE-IN	0
Jerry McMullin	WRITE-IN	0
Linda K. Glich	WRITE-IN	0
Chip Pilais	WRITE-IN	0
Unresolved Write-In		0

Eastern Cam Co Regional Member BOE Voorhees (Vote for 2)
NON

Times Cast	Total
5,608 / 0	N/A

Candidate	Party	Total
Robert L. CAMPBELL	NON	3,526

Candidate	Party	Total
Veronica PARKER	NON	3,467
Write-In		60
		Total
Bryce Dershea	WRITE-IN	7
Julia Ketterer	WRITE-IN	6
Non qualifier	WRITE-IN	6
John Rothman	WRITE-IN	2
Not Qualified 2	WRITE-IN	2
Andrew Karsh	WRITE-IN	1
Dave Lindenhollen	WRITE-IN	1
Mike Vern	WRITE-IN	1
Kelly Little	WRITE-IN	1
John Foley	WRITE-IN	1
Richard Teichman	WRITE-IN	1
David Gentile	WRITE-IN	1
Theo Spencer	WRITE-IN	1
Deanna S. Allen	WRITE-IN	1
John Ricit	WRITE-IN	1
Joseph Canuso	WRITE-IN	1
Rusko Caruso	WRITE-IN	1
Ken Tavani	WRITE-IN	1
Marissa Levy	WRITE-IN	1
Mary Gelouch	WRITE-IN	1
Neil Levine	WRITE-IN	1
Sally A Lytle	WRITE-IN	1
Marc Vogin	WRITE-IN	1
James Purdy	WRITE-IN	1
Jeff Zeiger	WRITE-IN	1
Curt Nabel	WRITE-IN	1
Ronald Henry	WRITE-IN	1
Ryan Buschinow	WRITE-IN	1
Gary Finger	WRITE-IN	1
Magen Greatagin	WRITE-IN	1
Lesco Brandon Jr	WRITE-IN	1
Pauline Williams	WRITE-IN	1
Savorda Fisher	WRITE-IN	1
Seth Nowell	WRITE-IN	1
Patrick Wodack	WRITE-IN	1
Rust Wodack	WRITE-IN	1
Delham Cooper	WRITE-IN	1
Anthony Napoli	WRITE-IN	1
Dianne Napoli	WRITE-IN	1
Richard Nelson	WRITE-IN	1
Julliamn Maffei	WRITE-IN	1
Julia Petrola	WRITE-IN	1
Lorraine Mitzel	WRITE-IN	0
Unresolved Write-In		0

**Sterling Regional BOE-Magnolia Boro (Vote for 1)
NON**

Times Cast	Party	Total
		508 / 0 / N/A
Candidate	Party	Total
Daniel RADCLIFF	NON	350
Write-In		2
Total		352
Betty W Solomon	WRITE-IN	1
Steven Richmond	WRITE-IN	1
Unresolved Write-In		0

**Sterling Regional Member BOE Somerdale (Vote for 1)
NON**

Times Cast	Party	Total
		677 / 0 / N/A
Candidate	Party	Total
Write-In		13
Total		13
James R Mohan	WRITE-IN	2
Jessie Klenk	WRITE-IN	1
Not Qualified		1
Meg Patterson	WRITE-IN	1
Daniella Cucunato	WRITE-IN	1
Maxwell Klenk	WRITE-IN	1
Emily Reight	WRITE-IN	1
Charles McGee	WRITE-IN	1
Sharon Waller	WRITE-IN	1
John Foley	WRITE-IN	1
Ralph Johnson	WRITE-IN	1
Madge M Danless	WRITE-IN	1
Rebecca Owens	WRITE-IN	0
Unresolved Write-In		0

**Sterling Regional Member BOE Stratford (Vote for 1)
NON**

Times Cast	Party	Total
		1,064 / 0 / N/A
Candidate	Party	Total
Brian HEALEY	NON	709
Write-In		14
Total		723
Mike Bankian	WRITE-IN	5
Not Qualified		2
Phillip Shafer	WRITE-IN	2
Bart White	WRITE-IN	1
Janet Dimailo	WRITE-IN	1
Donna Gaylardi	WRITE-IN	1
Jim Key	WRITE-IN	1
Jennifer Kilpatrick	WRITE-IN	1
Mike Esrikian	WRITE-IN	0
Unresolved Write-In		0

**Local BOE-Audubon Boro/Park (Vote for 3)
NON**

Times Cast	Party	Total
		1,601 / 0 / N/A
Candidate	Party	Total
Allison COX	NON	1,048
James BLUMENSTEIN	NON	1,036
Write-In		137
Total		2,221
Andrea Robinson	WRITE-IN	27
Vanessa Whalen	WRITE-IN	15
Kelly Tomeo	WRITE-IN	7
Anndrea Robinson	WRITE-IN	6
John Ward	WRITE-IN	5
Not Qualified		4
Matt Kuelen	WRITE-IN	3
Charles Lewis	WRITE-IN	3
Kate Sullivan	WRITE-IN	3
Colleen Pennock	WRITE-IN	3
Ed Proiak	WRITE-IN	2
Ian Gill	WRITE-IN	2
Christine Rendell	WRITE-IN	2
Steve Radie	WRITE-IN	2
Cheryl Alvin	WRITE-IN	2
Brain Burns	WRITE-IN	2
Mark Gatti	WRITE-IN	2
James Breslin	WRITE-IN	1
Kathryn Bethna-Awokoja	WRITE-IN	1
Floyd Vivino	WRITE-IN	1

**Local BOE-Barrington Boro UNEX (Vote for 1)
NON**

Times Cast	Party	Total	Total
1,103 / 0	N/A		
Candidate	Party	Total	Total
Write-In		32	
			Total
Kristin Lampe	WRITE-IN		5
Frank Lafferty	WRITE-IN		3
Noreen Kinkler	WRITE-IN		2
Not Qualified	WRITE-IN		2
Roxanne Jastrzembski	WRITE-IN		2
Timothy Rommen	WRITE-IN		2
Bernadette Bailey	WRITE-IN		1
Mike Smith	WRITE-IN		1
Joel Davidson	WRITE-IN		1
Dustin Tarantini	WRITE-IN		1
Evan Moore	WRITE-IN		1
Brian Clark	WRITE-IN		1
Michael Seely	WRITE-IN		1
Lois Eckman	WRITE-IN		1
Kyle Babcock	WRITE-IN		1
Douglas Banks	WRITE-IN		1
Stripe Rainsford	WRITE-IN		1
Scott Robenott	WRITE-IN		1
Tracy Duganutz	WRITE-IN		1
Larry Liss	WRITE-IN		1
Casey Mcalleer	WRITE-IN		1
Patti Pawling	WRITE-IN		1
Unresolved Write-In			0

	Total
Mary Myles	1
Jillian Fitzgerald	1
Robert Walsh	1
Ed Simpson	1
Ray Glazer	1
Not Qualified 2	1
Not Qualified 3	1
Marion Brown	1
Robert Ohringa	1
Bary Fadio	1
Steve Bellis	1
William Slack	1
Connie Buttl	1
Ellen Zehlar	1
Joseph Jakobec	1
Andrew Newell	1
Dandy Don Borden	1
Ellen Ketschek	1
John Pursglove	1
Kirstyn Hoover	1
Jim Sheppard	1
William Chester	1
Paul Dziobo	1
Jane Smith	1
Patricia Anne Ward	1
Lillian Cleary	1
Scott Bard	1
Susan Martin	1
Christine Wilson	1
Dennis Bantle	1
David F. Aleni	1
John Boker	1
Patricia Killington	1
Dan Feiman	1
Marilyn Weygon	1
Dave Jakubowski	1
Jim Jakubowski	1
John Jakubowski	1
Brian James	1
J Walker	1
S. Kuhlén	1
Susan Lebb	1
Artic Lang	1
John Pursglove	1
Chans Lewis	1
Unresolved Write-In	0
	0

**Local BOE- Bellmawr Boro (Vote for 2)
NON**

Times Cast	Total	
1,392 / 0	N/A	
Candidate	Party	Total
Michael J. WILLIAMS	NON	947
Robert FOWLER	NON	941
Write-In		27
Candidate	Party	Total
Not Qualified	WRITE-IN	6
Not Qualified 2	WRITE-IN	4
Tara Watson	WRITE-IN	2
Terry Sweeney	WRITE-IN	2
Dan DiQuattro	WRITE-IN	2
Brandon Rodemick	WRITE-IN	1
James J Lynn	WRITE-IN	1
Dawn Hurff	WRITE-IN	1
Dominick Melchiorre	WRITE-IN	1
Lori Melchiorre	WRITE-IN	1
Jill Clark	WRITE-IN	1
Matt Clark	WRITE-IN	1
Steph Sosadreglis	WRITE-IN	1
Jodi Pachel	WRITE-IN	1
Bill Groff	WRITE-IN	1
Chris Sheehan Sr	WRITE-IN	1
Unresolved Write-In		0

**Local BOE- Berlin Boro (Vote for 3)
NON**

Times Cast	Total	
1,164 / 0	N/A	
Candidate	Party	Total
Jeffrey M. GREENBERG	NON	379
Brandy TITUS	NON	373
Jeanine FOSTER	NON	369
Alison MOYER	NON	350
Craig W. BOOKWALTER	NON	317
Michael P. MC GOWAN	NON	299
Michael Ann BIRD	NON	263
Write-In		7
Candidate	Party	Total
Shannon Reeler	WRITE-IN	2
Glenn Koch	WRITE-IN	1
Danny Vieseck	WRITE-IN	1
Matthew Quinn	WRITE-IN	1
Michael Quinn	WRITE-IN	1
Stacey Childs	WRITE-IN	1
Unresolved Write-In		0

**Local BOE- Barrington Boro (Vote for 3)
NON**

Times Cast	Total	
1,103 / 0	N/A	
Candidate	Party	Total
Mark CORREA	NON	669
Matthew EDWARDS	NON	662
Write-In		42
Candidate	Party	Total
Kristin Lampe	WRITE-IN	5
Noreen Kinkleer	WRITE-IN	2
Kim Kellogg	WRITE-IN	2
Not Qualified	WRITE-IN	2
Roxanne Jastrzembski	WRITE-IN	2
Kimberly Rommen	WRITE-IN	2
Susana Martinez	WRITE-IN	1
Frank Lafferty	WRITE-IN	1
Chris Iacono	WRITE-IN	1
Rich King	WRITE-IN	1
Alaetae Kitchen	WRITE-IN	1
Mike Smith	WRITE-IN	1
Sean Power	WRITE-IN	1
Vince Madiraca	WRITE-IN	1
Zoe Weick	WRITE-IN	1
Dianne Felyn	WRITE-IN	1
Andrew J. Smith	WRITE-IN	1
Kyle Fanelli	WRITE-IN	1
Edward Alurso	WRITE-IN	1
Brian Brogan	WRITE-IN	1
Evan Moore	WRITE-IN	1
Joseph Inverso	WRITE-IN	1
Christian Heinz	WRITE-IN	1
Joe Rigler	WRITE-IN	1
Lois Edman	WRITE-IN	1
Kyle Babcock	WRITE-IN	1
Sherry Chin Glaser	WRITE-IN	1
Douglas Banks	WRITE-IN	1
Al McDonald	WRITE-IN	1
Serena Rosen	WRITE-IN	1
Casey McAleer	WRITE-IN	1
Joseph s Parker	WRITE-IN	1
Eric Newell	WRITE-IN	1
Bernadette Bailey	WRITE-IN	0
Andrew J. Smith	WRITE-IN	0
Unresolved Write-In		0

11/16/2021 5:04:26 PM

Page: 46 of 76

Local BOE- Berlin Township (Vote for 3)
NON

Times Cast	Total
1,079 / 0	N/A

Candidate	Party	Total
William Brian DAVIS	NON	732
Lisa HILL-MUFF	NON	724
Kimberly E. REED	NON	718
Write-In		26
Total		2,240

Candidate	Party	Total
Not Qualified	WRITE-IN	8
Keith Jones	WRITE-IN	4
Rick Stevenson	WRITE-IN	3
Not Qualified 2	WRITE-IN	2
Not Qualified 3	WRITE-IN	2
Dante Magazzu	WRITE-IN	1
Michele Oriente	WRITE-IN	1
Stacey Juliano	WRITE-IN	1
Nina Toughill	WRITE-IN	1
Tracey Richards	WRITE-IN	1
Bonnie Atkinson	WRITE-IN	1
Scott E Manley	WRITE-IN	1
Unresolved Write-In		0

Local BOE- Brooklawn Boro (Vote for 2)
NON

Times Cast	Total
146 / 0	N/A

Candidate	Party	Total
Thomas E. VRDEN, JR.	NON	103
Colin MAC ADAMS	NON	101
Write-In		4
Total		208

Candidate	Party	Total
Not Qualified	WRITE-IN	3
Joe Klepa	WRITE-IN	1
Unresolved Write-In		0

11/16/2021 5:04:26 PM

Page: 45 of 76

Local BOE- Berlin Twp UNEX 1YR (Vote for 1)
NON

Times Cast	Total
1,079 / 0	N/A

Candidate	Party	Total
Scott GOLDEN	NON	731
Write-In		17
Total		748

Candidate	Party	Total
Not Qualified	WRITE-IN	6
Vaughn Vandergiff	WRITE-IN	2
Linda Fabracho	WRITE-IN	1
Lindsey Magazzu	WRITE-IN	1
Schellenberger		
Tom Garrity	WRITE-IN	1
Gerard Puppet	WRITE-IN	1
Charles Caraso	WRITE-IN	1
Tony Kubat	WRITE-IN	1
Kenneth Horn	WRITE-IN	1
Merrick Garland	WRITE-IN	1
Eric Ruchen	WRITE-IN	1
Unresolved Write-In		0

Local BOE-Berlin Twp UNEX 2YR (Vote for 1)
NON

Times Cast	Total
1,079 / 0	N/A

Candidate	Party	Total
Rebecca ALLEN	NON	740
Write-In		10
Total		750

Candidate	Party	Total
Not Qualified	WRITE-IN	3
Gabrielle Trant	WRITE-IN	1
Gerard Puppet	WRITE-IN	1
Michele Oriente	WRITE-IN	1
Kenneth Horn	WRITE-IN	1
Vaughn Vandergiff	WRITE-IN	1
OnereLove	WRITE-IN	1
George Rushen	WRITE-IN	1
Keith Jones	WRITE-IN	0
Unresolved Write-In		0

**Local BOE Camden City (Vote for 3)
NON**

Times Cast	Party	Total
		3,108 / 0 / N/A
Candidate	Party	Total
Jeanette ALVAREZ	NON	1,465
Cameron HUDSON	NON	1,387
N'Namdee NELSON	NON	1,334
Aaron COOPER	NON	1,060
Vida Neil ROSJII	NON	529
Write-in		18
		Total
Jose Delgado	WRITE-IN	2
Deitra Dee Bailey	WRITE-IN	1
Not Qualified	WRITE-IN	1
Doris Ossoro	WRITE-IN	1
John Ossorio	WRITE-IN	1
Gary Frazer Jr.	WRITE-IN	1
Gary Frazier	WRITE-IN	1
Felix Morales	WRITE-IN	1
Novella Hinson	WRITE-IN	1
Linda Delequowski	WRITE-IN	1
Keith Benson	WRITE-IN	1
Zari Davis	WRITE-IN	1
Hope Meed	WRITE-IN	1
Christopher Rollins	WRITE-IN	1
Lunkin Wang	WRITE-IN	1
Juan Bodder	WRITE-IN	1
Maridel Lopez	WRITE-IN	1
Deitra Dee Bailey	WRITE-IN	0
Ruby Bard	WRITE-IN	0
Unresolved Write-in		0

**Local BOE- Cherry Hill Township (Vote for 3)
NON**

Times Cast	Party	Total
		14,720 / 0 / N/A
Candidate	Party	Total
Jennifer FLEISHER	NON	7,989
Benjamin ROOD	NON	6,141
Sally TONG	NON	4,900
Ilana YARES	NON	4,876
Carolina BEVAD	NON	3,852
John PAPEIKA	NON	3,184
Nicholas J. GAUDIO, JR	NON	2,211
Write-in		99
		Total
Not Qualified	WRITE-IN	10

Times Cast	Party	Total
		7
Not qualified 2	WRITE-IN	7
Jennifer Naddoo	WRITE-IN	4
Ruth Schultz	WRITE-IN	4
Not qualified 3	WRITE-IN	4
Marchal Spevak	WRITE-IN	3
William Becker	WRITE-IN	2
Matthew Benot	WRITE-IN	2
Francis Fullerton	WRITE-IN	2
Valerie Fullerton	WRITE-IN	2
joan pigogetti	WRITE-IN	2
gregory pigogetti	WRITE-IN	2
nancy hodge	WRITE-IN	2
Lewis Tortu III	WRITE-IN	2
Lewis Tortu II	WRITE-IN	2
John Ford	WRITE-IN	2
Joseph Frost	WRITE-IN	1
Michael Frost	WRITE-IN	1
Christina Moeller	WRITE-IN	1
Matthew Moeller	WRITE-IN	1
Arielle Silver	WRITE-IN	1
Alan Ettenson	WRITE-IN	1
Diana Ettenson	WRITE-IN	1
Theresa malik	WRITE-IN	1
Dan Burch	WRITE-IN	1
Brian Paul	WRITE-IN	1
Mike Bradis	WRITE-IN	1
Edward batish	WRITE-IN	1
Clayton Dale	WRITE-IN	1
Carrea Savo	WRITE-IN	1
William R Woolworth	WRITE-IN	1
James Malher	WRITE-IN	1
Andrew Sloan	WRITE-IN	1
Brad Koch	WRITE-IN	1
Lacey Tuff	WRITE-IN	1
Susan Gos Grantor	WRITE-IN	1
Wyatt Skiar	WRITE-IN	1
Emily Pantilione	WRITE-IN	1
James H Ernest	WRITE-IN	1
James t Dempster	WRITE-IN	1
nacovin norman	WRITE-IN	1
jill roth - gotman	WRITE-IN	1
Meg Kealey	WRITE-IN	1
michael cerota	WRITE-IN	1
jacob cerota	WRITE-IN	1
patsy webber	WRITE-IN	1
barry dickenson phd	WRITE-IN	1
Phil Sac	WRITE-IN	1
carol smith	WRITE-IN	1
marilyn kalaiv	WRITE-IN	1

**Local BOE- Clementon Boro (Vote for 3)
NON**

Times Cast	Party	Total
555	0	N/A
Candidate		
Christy WEAVER	NON	355
Christopher MC KELVEY	NON	345
Gilbert GEARY	NON	333
Write-In		13
Total		
Not Qualified	WRITE-IN	3
Robert C Delcamp	WRITE-IN	1
Olivia Carter	WRITE-IN	1
Lynn Lofland	WRITE-IN	1
Juanita Landon	WRITE-IN	1
Dana Neal	WRITE-IN	1
Dave Prelle	WRITE-IN	1
Juanita Landon	WRITE-IN	1
Christopher Taylor	WRITE-IN	1
CJ Oechsle	WRITE-IN	1
Pamela Navrot	WRITE-IN	1
Unresolved Write-In		0

**Local BOE- Collingswood Boro (Vote for 3)
NON**

Times Cast	Party	Total
2,491	0	N/A
Candidate		
Regan KADEN	NON	1,622
Christine Sheridan CELIA	NON	1,614
Mary SAVERINO	NON	1,610
Write-In		99
Total		
Kevin Carey	WRITE-IN	6
Not Qualified	WRITE-IN	4
Bill Johnson	WRITE-IN	4
Meghan Cmic	WRITE-IN	4
Tim Farrow	WRITE-IN	3
Tara DeShayes	WRITE-IN	3
James O'Neil	WRITE-IN	3
Julie Schneider	WRITE-IN	3
Gregg Zocchi	WRITE-IN	2
George Pletts	WRITE-IN	2
Lary DiGiovanni	WRITE-IN	2
Gregory Willis	WRITE-IN	2
Not Qualified 2	WRITE-IN	2
Not Qualified 3	WRITE-IN	2
Michael Wolf	WRITE-IN	2

Times Cast	Party	Total
201	0	N/A
Candidate		
Ann Martino	WRITE-IN	1
Zia Accolon	WRITE-IN	1
eric brennen	WRITE-IN	1
Joann Pignatelli	WRITE-IN	1
Gregory Pignatelli	WRITE-IN	1
Pamela Miller	WRITE-IN	1
lane youth	WRITE-IN	1
jordan cooper	WRITE-IN	1
eliza babcock	WRITE-IN	1
stephanie troia	WRITE-IN	1
jennifer troia	WRITE-IN	1
Brian Madalon Sr.	WRITE-IN	1
Narc Anwan	WRITE-IN	1
Barry Simms	WRITE-IN	0
jeannie garmon	WRITE-IN	0
Unresolved Write-In		0

**Local BOE- Chesilhurst Boro (Vote for 3)
NON**

Times Cast	Party	Total
201	0	N/A
Candidate		
Karen Ann FORD	NON	122
Carla A. ORTIZ	NON	118
Joseph R. MEDLEY	NON	114
Write-In		8
Total		
Ronald R Harmon	WRITE-IN	4
Jedlyn Figueroa	WRITE-IN	1
Not Qualified	WRITE-IN	1
Not Qualified 2	WRITE-IN	1
Dennis Zorzi Jr	WRITE-IN	1
Dan Keenen	WRITE-IN	0
Jack Devita	WRITE-IN	0
Dan Keenen	WRITE-IN	0
Unresolved Write-In		0

Candidate	Party	Total
Byron Armstrong	WRITE-IN	1
Dane Moss Velico	WRITE-IN	1
Justin McFinley	WRITE-IN	1
Rebecca Owens	WRITE-IN	1
Mae Kramer	WRITE-IN	1
Unresolved Write-in		0

**Local BOE- Gibbsboro Boro (Vote for 3)
NON**

Times Cast	Total
380 / 0	N/A

Candidate	Party	Total
Andrew T. PARSINIZ	NON	238
Maria SANTUCCI CARRINGTON	NON	235
Write-in		22

Candidate	Party	Total
Tracy Haines	WRITE-IN	2
Rachel Keasheh	WRITE-IN	2
Dennis Flemming	WRITE-IN	2
Jenna Martin	WRITE-IN	2
James Coulter	WRITE-IN	2
Rachel Lewis	WRITE-IN	1
Paul Bernato	WRITE-IN	1
Anthony Taraglia	WRITE-IN	1
Mitch Brawn	WRITE-IN	1
Dennis Deighert	WRITE-IN	1
Bonnie Evans	WRITE-IN	1
Chris Evans	WRITE-IN	1
Lucas Evans	WRITE-IN	1
Marcy Kircu	WRITE-IN	1
Helen Cox	WRITE-IN	1
Kathleen Paddo	WRITE-IN	1
Escrito	WRITE-IN	1
Unresolved Write-in		0

Candidate	Party	Total
Dennis Kolecki	WRITE-IN	2
Don Trump	WRITE-IN	1
Rodney D	WRITE-IN	1
De Samsis	WRITE-IN	1
Derek Deneri	WRITE-IN	1
Connie Mcmonagle	WRITE-IN	1
Natalie Hunter	WRITE-IN	1
Joseph Demarco	WRITE-IN	1
Carl Evans	WRITE-IN	1
Robert Hensler	WRITE-IN	1
Bill Hummel	WRITE-IN	1
Kimberly Camp	WRITE-IN	1
Robert Rodriguez	WRITE-IN	1
Jon Downing	WRITE-IN	1
Judy Downing	WRITE-IN	1
Danielle Downing	WRITE-IN	1
Jeremy Hagan	WRITE-IN	1
Denise Hagan	WRITE-IN	1
Frank Hagan	WRITE-IN	1
Roger Chu	WRITE-IN	1
Edward Bletz	WRITE-IN	1
Tony Marchiona	WRITE-IN	1
Jen Effe	WRITE-IN	1
D. M Sheehan	WRITE-IN	1
Lauren Robbins	WRITE-IN	1
Douglas Robbins	WRITE-IN	1
Jeanne Garvey	WRITE-IN	1
Joe Winter	WRITE-IN	1
Joseph Rosato	WRITE-IN	1
Fiona Dawson	WRITE-IN	1
Eric Robinson	WRITE-IN	1
Morgan Robison	WRITE-IN	1
Clarence F Rich	WRITE-IN	1
Mary Elizabeth Kisch	WRITE-IN	1
Lynda Teer	WRITE-IN	1
Leonard H. Niedermayer	WRITE-IN	1
Jodie Fairah	WRITE-IN	1
Jennifer Perez	WRITE-IN	1
Timothy Fairrow	WRITE-IN	1
Everett Davis	WRITE-IN	1
Shelly Bailey	WRITE-IN	1
Ryan Bailey	WRITE-IN	1
William Troutman	WRITE-IN	1
John Filbette	WRITE-IN	1
Jon Stewart	WRITE-IN	1
Bruce Smith	WRITE-IN	1
Alex Gudlo	WRITE-IN	1
Heather Trautz	WRITE-IN	1
Gideon Dion	WRITE-IN	1

**Local BOE-Gloucester City (Vote for 3)
NON**

Times Cast	Total	
1,025 / 0	N/A	
Candidate	Party	Total
Bernadette JAMES	NON	729
Michael J. SMOLLOCK	NON	720
Meredith GRUFF-FLINN	NON	707
Write-In		13
Candidate	Party	Total
Carla Heibert	WRITE-IN	2
Mark B Starcher	WRITE-IN	2
Noah Keely	WRITE-IN	1
Robert Naughton	WRITE-IN	1
Kathy Carr	WRITE-IN	1
Chuck Billingham	WRITE-IN	1
Erin Laurer	WRITE-IN	1
Dave Smith	WRITE-IN	1
Samuel Rosario	WRITE-IN	1
Robert Malish	WRITE-IN	1
Jonathan DiMatteo	WRITE-IN	1
Unresolved Write-In		0

**Local BOE- Gloucester Township (Vote for 3)
NON**

Times Cast	Total	
9,481 / 0	N/A	
Candidate	Party	Total
Linda K. GILCH	NON	2,699
Anthony MARKS	NON	2,642
Kia LIPSCOMB	NON	2,617
Brian HAMMILL	NON	2,437
Pauline ALLEGRIA	NON	2,046
Tanika HARVEY	NON	1,968
Dolores ABBONIZIO	NON	1,727
Keith GIBBONS	NON	1,578
Jennifer ZUCK	NON	1,559
Write-In		41
Candidate	Party	Total
non qualified	WRITE-IN	6
Ethan Casey	WRITE-IN	4
Non qualified 1	WRITE-IN	3
non qualified 2	WRITE-IN	3
James W Eccles	WRITE-IN	1
Mitski	WRITE-IN	1
Lucy DACUS	WRITE-IN	1
Craig Roscoe	WRITE-IN	1
Terri Fretz	WRITE-IN	1

**Local BOE-Gloucester City UNEX (Vote for 2)
NON**

Times Cast	Total	
1,025 / 0	N/A	
Candidate	Party	Total
Kelly RIVAS	NON	696
Michelle WRIGHT	NON	691
Write-In		15
Candidate	Party	Total
Mark B Starcher	WRITE-IN	2
Noah Keely	WRITE-IN	1
Thomas Keely	WRITE-IN	1
Edward Glassman	WRITE-IN	1
Robert Naughton	WRITE-IN	1
Richard Dolson	WRITE-IN	1
Greg Conklin	WRITE-IN	1
Derek Timm	WRITE-IN	1
Jodie Billings	WRITE-IN	1
Dan Spicer	WRITE-IN	1
Merton Billingham	WRITE-IN	1
Paula Huhn	WRITE-IN	1
Gary Hillman	WRITE-IN	1
Jonathan DiMatteo	WRITE-IN	1
Erin Laurer	WRITE-IN	0
Dave Smith	WRITE-IN	0
Unresolved Write-In		0

Candidate	Party	Total
Alex Conway	WRITE-IN	1
David Revil	WRITE-IN	1
Roy Anderson	WRITE-IN	1
Sean Hengst	WRITE-IN	1
Dominick A. Desant	WRITE-IN	1
Kimberly Desant	WRITE-IN	1
David Kruger	WRITE-IN	1
William Magurie	WRITE-IN	1
Patrick Miller	WRITE-IN	1
Richard Bobbe	WRITE-IN	1
Ellen Reese	WRITE-IN	1
Daniel J. Pisklo III	WRITE-IN	1
Marie Larson	WRITE-IN	1
Tony Ramono	WRITE-IN	1
Jennie Owens	WRITE-IN	1
Denise Goyne	WRITE-IN	1
Jose Fontanez	WRITE-IN	1
Justin Manus	WRITE-IN	1
Daya Martin	WRITE-IN	1
Jessica Pridard	WRITE-IN	1
David Haag	WRITE-IN	0
Linda K. Glich	WRITE-IN	0
Joe Rossi	WRITE-IN	0
Frank Rossi	WRITE-IN	0
Preston Smith	WRITE-IN	0
Unresolved Write-In		0

Local BOE- Haddon Township (Vote for 3)
NON

Candidate	Party	Total
Allison RODMAN	NON	1,850
David RICCI	NON	1,665
James LEX	NON	1,595
Mark W. HENLEY, JR	NON	802
Write-In		40

Candidate	Party	Total
Bonnie Richards	WRITE-IN	4
Heather Triantz	WRITE-IN	2
Eugene Zalewski	WRITE-IN	2
Matt Kaliss	WRITE-IN	1
John Sandone	WRITE-IN	1
Nicole Loughman	WRITE-IN	1
Jessica Rista	WRITE-IN	1
Thomas Rista	WRITE-IN	1
Betsy O'Hara	WRITE-IN	1
Marjorie Liebe	WRITE-IN	1

Times Cast	Total
	2,983 / 0 N/A

Candidate	Party	Total
Isis Williams	WRITE-IN	1
Melanie Conway	WRITE-IN	1
Michael Weiss	WRITE-IN	1
Regina Chew	WRITE-IN	1
Michael Berner	WRITE-IN	1
Shannon Stout	WRITE-IN	1
John Kendall	WRITE-IN	1
John Bentz	WRITE-IN	1
Mark Zipkin	WRITE-IN	1
Robert Kasonski	WRITE-IN	1
Denise Grugan	WRITE-IN	1
Scott Oswald	WRITE-IN	1
Lola Waltz	WRITE-IN	1
Trevor Steifken	WRITE-IN	1
Kristen Jandoli	WRITE-IN	1
Matthew Conway	WRITE-IN	1
Bill Spencer	WRITE-IN	1
John McGuire	WRITE-IN	1
Dave Alchut	WRITE-IN	1
Maryellen Caneo	WRITE-IN	1
Bob Howard	WRITE-IN	1
Sean McGrath	WRITE-IN	1
Ian Schultz	WRITE-IN	1
Kimberley Wagner	WRITE-IN	1
Francis Sheehan	WRITE-IN	1
Sean Hengst	WRITE-IN	0
Meg Galwitz	WRITE-IN	0
Unresolved Write-In		0

Local BOE- Haddonfield Boro (Vote for 3)
NON

Candidate	Party	Total
Stephanie K. BENECCHI	NON	2,034
Meg HOLLINGWORTH	NON	2,032
Rachael BROWN	NON	2,015
Write-In		123

Candidate	Party	Total
Jack Devita	WRITE-IN	6
Not Qualified	WRITE-IN	5
Angela Mezi	WRITE-IN	3
Beth Glennon	WRITE-IN	3
Not Qualified 2	WRITE-IN	2
Not Qualified 3	WRITE-IN	2
Lynn Renno	WRITE-IN	2
Adam Sangillo	WRITE-IN	2
Chris Maynes	WRITE-IN	2

Times Cast	Total
	3,088 / 0 N/A

	WRITE-IN	Total
Sharon Goldberg	WRITE-IN	1
Kevin McCarney	WRITE-IN	1
Brian Misidena	WRITE-IN	1
Nicole Izanec	WRITE-IN	1
John Kuwczynski	WRITE-IN	1
Joanna Veiter	WRITE-IN	1
Joe Glennon	WRITE-IN	1
Grace Tussini	WRITE-IN	1
Jennifer Dickman	WRITE-IN	1
Laura Dabrowski	WRITE-IN	1
Greg Mills	WRITE-IN	1
Howard Gillette	WRITE-IN	1
Wanda Romner	WRITE-IN	1
Peter Romner	WRITE-IN	1
Chris Wolf	WRITE-IN	1
Kim Knopp	WRITE-IN	1
Carrell P Smith	WRITE-IN	1
Linda W Smith	WRITE-IN	1
Anna Klimeyer	WRITE-IN	1
Jeff Kasko	WRITE-IN	1
Jen Barker	WRITE-IN	1
Michael Parrish	WRITE-IN	1
Nicole Conney	WRITE-IN	1
Michael Ronulli	WRITE-IN	1
Eric Ranulli	WRITE-IN	1
Celeste Canuso	WRITE-IN	1
Tieman Goodfellow	WRITE-IN	1
Evan Goodfellow	WRITE-IN	1
Maireal Goodfellow	WRITE-IN	1
Melissa Whesky	WRITE-IN	1
Jennifer Oronner	WRITE-IN	1
Jonathan Smyth	WRITE-IN	1
Tim Buschman	WRITE-IN	1
Frank Troy	WRITE-IN	1
Meg Gallwitz	WRITE-IN	1
Colleen Hadden	WRITE-IN	1
Tina Devita	WRITE-IN	1
Rick Demichele	WRITE-IN	1
B. Scott Coolley	WRITE-IN	0
B. Scott Coolley	WRITE-IN	0
Unresolved Write-in		0

	WRITE-IN	Total
Jess Arno	WRITE-IN	2
Dan Smith	WRITE-IN	2
Christine Schultz	WRITE-IN	2
David Lowther	WRITE-IN	2
Dan Keenan	WRITE-IN	2
Caine Lacy	WRITE-IN	2
Jim Moroney	WRITE-IN	2
Jen Nocito	WRITE-IN	2
Eric Johnson	WRITE-IN	2
Matthew J Bass	WRITE-IN	1
Robert Little	WRITE-IN	1
Sarah Little	WRITE-IN	1
Ben Glennon	WRITE-IN	1
Sara Webb	WRITE-IN	1
Jennifer Leonard	WRITE-IN	1
Jack Leonard	WRITE-IN	1
Bruce Barker	WRITE-IN	1
Frank Tedesco	WRITE-IN	1
Herb Hess	WRITE-IN	1
Lisa Henry	WRITE-IN	1
Paige Volovelt	WRITE-IN	1
Sandy Kerber	WRITE-IN	1
Rebecca Earhart	WRITE-IN	1
Enrico Polizzo	WRITE-IN	1
Stewart Horton	WRITE-IN	1
Dick Fingerman	WRITE-IN	1
Tyasha Rippey	WRITE-IN	1
John Fannetti	WRITE-IN	1
Jennifer Mehta	WRITE-IN	1
Amiee Surannian	WRITE-IN	1
Monica Billie	WRITE-IN	1
Jack Tarctti	WRITE-IN	1
Marc Rusu	WRITE-IN	1
John Crozier	WRITE-IN	1
Greg D Michelle	WRITE-IN	1
E Scott Coolley	WRITE-IN	1
Ellen Stone	WRITE-IN	1
Aimee Rhea	WRITE-IN	1
Patricia Maynes	WRITE-IN	1
Daniel Katz	WRITE-IN	1
Neil Cummings	WRITE-IN	1
Anthony Magelli	WRITE-IN	1
Ronan Carthy	WRITE-IN	1
Owen Edmonston	WRITE-IN	1
Mary Fagan	WRITE-IN	1
Mike Gorman	WRITE-IN	1
David Reader	WRITE-IN	1
Blair Tally	WRITE-IN	1
Scott Goldberg	WRITE-IN	1

Local BOE- Laurel Springs Boro (Vote for 3)
NON

Times Cast	Total	
	285 / 0 N/A	
Candidate	Party	Total
Alison J. MANNY	NON	204
Erik STONES	NON	204
Write-In		31
Candidate	Party	Total
Cathy Simms	WRITE-IN	22
Monica Korn	WRITE-IN	1
Lindsay Seifert	WRITE-IN	1
Sandra M. Clement	WRITE-IN	1
Samuel Delpidio	WRITE-IN	1
Roy F. Kane Jr	WRITE-IN	1
Sarah Bolar	WRITE-IN	1
Tony Rocchino	WRITE-IN	1
Lauren Helms	WRITE-IN	1
Linda Winters	WRITE-IN	1
Unresolved Write-In		0

Local BOE-Lawnside UNEX (Vote for 1)
NON

Times Cast	Total	
	475 / 0 N/A	
Candidate	Party	Total
Fatmah HAYES	NON	194
Raymond WATKINS	NON	133
Write-In		1
Candidate	Party	Total
Ketchel Johnson	WRITE-IN	1
Unresolved Write-In		0

Local BOE- Haddon Heights Boro (Vote for 3)
NON

Times Cast	Total	
	1,656 / 0 N/A	
Candidate	Party	Total
Trish SHELDs	NON	1,143
David CLAPPER	NON	1,138
Andrea PAGAN	NON	1,091
Write-In		52
Candidate	Party	Total
danielle teti	WRITE-IN	7
Not Qualified		5
Danielle Mckelveytet	WRITE-IN	2
John Shenwen	WRITE-IN	2
Kim Bonner	WRITE-IN	2
Hunter Hallen	WRITE-IN	2
Erika Fasasella	WRITE-IN	2
Joe Gentile	WRITE-IN	2
Robert Enders	WRITE-IN	1
Glenn Hanson	WRITE-IN	1
Denise Sierlock	WRITE-IN	1
Karen Curtis	WRITE-IN	1
John Smaldore	WRITE-IN	1
Lisa McCarthy	WRITE-IN	1
Warren Danenza	WRITE-IN	1
Chris Linars	WRITE-IN	1
Not Qualified 1		1
Libby Whitman	WRITE-IN	1
Jennifer Bailey	WRITE-IN	1
Jennifer Bonaccorsi	WRITE-IN	1
Kevin Hackney	WRITE-IN	1
John McBeath	WRITE-IN	1
Frank Schida	WRITE-IN	1
Bonnie Patrinoia	WRITE-IN	1
J Saultz	WRITE-IN	1
T Claw	WRITE-IN	1
M Villardi	WRITE-IN	1
Steven Ayscue	WRITE-IN	1
Christopher Augustine	WRITE-IN	1
Robert david Borzotta	WRITE-IN	1
Jackson Borzotta	WRITE-IN	1
Christine Brady	WRITE-IN	1
Michael Cralese	WRITE-IN	1
Marc Tumello	WRITE-IN	1
Harry McNally	WRITE-IN	1
Joe Smith	WRITE-IN	1
Michael Parrish	WRITE-IN	0
Unresolved Write-In		0

Local BOE- Lawnside Boro (Vote for 3)
NON

Times Cast	Party	Total
		475 / 0 / N/A
Candidate	Party	Total
Darlene E. STILL	NON	278
Sabrina FORREST	NON	204
Bridgett L. KITTLES	NON	200
Davante ALI	NON	169
Cheryl HOLLINS	NON	129
Corey JAMES	NON	125
Write-In		3
		Total
John Chemello	WRITE-IN	2
Alexis Wilson	WRITE-IN	1
Unresolved Write-In		0

Local BOE- Lindenwold Boro (Vote for 3)
NON

Times Cast	Party	Total
		1,637 / 0 / N/A
Candidate	Party	Total
Jo-Ann ENGELS	NON	1,064
Marsha HERSHMAN	NON	1,050
Daniel A. O'ROURKE	NON	1,046
Write-In		16
		Total
Not Qualified	WRITE-IN	2
Janet Cavallero	WRITE-IN	1
Chuck Riley	WRITE-IN	1
Frank Cavallaro	WRITE-IN	1
warren waywood	WRITE-IN	1
Michael Good	WRITE-IN	1
Carrie Bliss	WRITE-IN	1
Arnold Hand	WRITE-IN	1
Freddy Shoop	WRITE-IN	1
Non Qualified 2	WRITE-IN	1
Non Qualified 3	WRITE-IN	1
Lanette Barry	WRITE-IN	1
Loisha Smith	WRITE-IN	1
Michael A Muiray	WRITE-IN	1
Jerrett E Sproutay	WRITE-IN	1
Unresolved Write-In		0

Local BOE-Magnolia Boro (Vote for 2)
NON

Times Cast	Party	Total
		508 / 0 / N/A
Candidate	Party	Total
P. Nick D'AMICO	NON	346
Rebecca L. AMMEN	NON	341
Write-In		6
		Total
Michael Bankian	WRITE-IN	1
Betty W Solomon	WRITE-IN	1
Kimsa Greggs	WRITE-IN	1
Lester Freeman	WRITE-IN	1
Steven Richmond	WRITE-IN	1
Darleen Campbell	WRITE-IN	1
Howard Colvin	WRITE-IN	0
Unresolved Write-In		0

Local BOE- Merchantville Boro (Vote for 3)
NON

Times Cast	Party	Total
		593 / 0 / N/A
Candidate	Party	Total
Daniel R. LICATA	NON	381
Elliot HONIGFELD	NON	365
Marc CARCANAGUE	NON	358
Write-In		14
		Total
Dorothy Foley	WRITE-IN	2
Sean McHose	WRITE-IN	2
Joseph Melchorre	WRITE-IN	2
Mark Thelman	WRITE-IN	2
Patricia Fields	WRITE-IN	2
Christina Kelly	WRITE-IN	1
Brigid Austin	WRITE-IN	1
Adam Kroot	WRITE-IN	1
Amy Meechum	WRITE-IN	1
Phil Naegeler	WRITE-IN	0
Unresolved Write-In		0

Local BOE- Oaklyn Boro (Vote for 3)
NON

Times Cast	Party	Total
		607 / 0 / N/A
Candidate	Party	Total
Denise BUZKO	NON	320
Therese MARMION	NON	311
Amy EZEKIEL	NON	299
Robert H. FINK	NON	209
Write-In		7
		Total
Brett Bataloni	WRITE-IN	3
Adam Sherr	WRITE-IN	1
Fred Baritting	WRITE-IN	1
John Steiger	WRITE-IN	1
Janet Hozak	WRITE-IN	1
Christina Rylle	WRITE-IN	0
Unresolved Write-In		0

Local BOE- Pennsauken Township (Vote for 3)
NON

Times Cast	Party	Total
		3,814 / 0 / N/A
Candidate	Party	Total
Diane E. JOHNSON	NON	2,207
Scott LA VINE	NON	1,808
Samer J. JARBOUH-RAFEH	NON	1,554
Nhuan VAN	NON	1,378
Write-In		22
		Total
Not Qualified	WRITE-IN	4
Not Qualified 2	WRITE-IN	3
Not Qualified 3	WRITE-IN	2
Anthony McWilliams	WRITE-IN	1
Ira Edelman	WRITE-IN	1
Lewis Edelman	WRITE-IN	1
Bev Scott	WRITE-IN	1
Katie Gibbs	WRITE-IN	1
Bernie Koesft	WRITE-IN	1
Matt McDevitt	WRITE-IN	1
Walt Holden	WRITE-IN	1
Cheryl Link	WRITE-IN	1
Christine Andonie	WRITE-IN	1
Joseph Slater	WRITE-IN	1
John Dougherty	WRITE-IN	1
Joseph Gaffrey	WRITE-IN	1
Dee Smith	WRITE-IN	0
Unresolved Write-In		0

Local BOE- Mt Ephraim Boro (Vote for 3)
NON

Times Cast	Party	Total
		624 / 0 / N/A
Candidate	Party	Total
Holly MARRONE	NON	402
Brian M. CAVALLARO	NON	400
Write-In		35
		Total
Johnathan Maxson	WRITE-IN	9
Michael Rossano	WRITE-IN	4
Daniel J. Tokolish	WRITE-IN	2
Mike Tanler	WRITE-IN	2
John Griscom	WRITE-IN	2
Jane griscorn	WRITE-IN	2
Ruby Bard	WRITE-IN	2
Mike Tovinsky	WRITE-IN	2
Joseph Wagner	WRITE-IN	1
Jason Bobo	WRITE-IN	1
Michael Keating	WRITE-IN	1
Not Qualified	WRITE-IN	1
Samuel Bonarita	WRITE-IN	1
Edward Volunhad	WRITE-IN	1
Michael Doyle	WRITE-IN	1
Patricia Carnett	WRITE-IN	1
Alyssa Lego	WRITE-IN	1
Jaunice Canning	WRITE-IN	1
Al McDonald	WRITE-IN	0
Johnathan Maxsd	WRITE-IN	0
Unresolved Write-In		0

11/16/2021 5:04:26 PM

Page: 66 of 76

**Local BOE- Somerdale Boro (Vote for 2)
NON**

Times Cast	Total	Total
	677	7 / 0 N/A
Candidate	Party	Total
Kevin M. SMITH	NON	364
Write-In		13
		Total
Mary Jo Schoettle	WRITE-IN	5
Christine Klenk	WRITE-IN	1
Not Qualified	WRITE-IN	1
Daniella Cucunato	WRITE-IN	1
Jessie Klenk	WRITE-IN	1
Ed Farmer	WRITE-IN	1
Melissa Jamison	WRITE-IN	1
Ralph Johnson	WRITE-IN	1
Andrew Wilson	WRITE-IN	1
Unresolved Write-In		0

11/16/2021 5:04:26 PM

Page: 65 of 76

**Local BOE- Pine Hill Boro (Vote for 3)
NON**

Times Cast	Total	Total
	1,147	7 / 0 N/A
Candidate	Party	Total
Sharon M. YOUNG	NON	868
Angela COOPER	NON	862
Angela B. KOSAR	NON	862
Write-In		5
		Total
Roxanne Evans	WRITE-IN	1
Not Qualified 2	WRITE-IN	1
Not Qualified	WRITE-IN	1
Patricia Brono	WRITE-IN	1
Shaun McDenell	WRITE-IN	1
Unresolved Write-In		0

**Local BOE- Runnemede Boro (Vote for 3)
NON**

Times Cast	Total	Total
	1,220	7 / 0 N/A
Candidate	Party	Total
Lisa O'BRIEN	NON	578
Patricia M. ADAIR	NON	557
Heather FARRELL	NON	544
Samantha SPAULDING	NON	505
Write-In		11
		Total
Not Qualified	WRITE-IN	3
Jack Shaw	WRITE-IN	1
Harriet Albertson	WRITE-IN	1
M Kallie	WRITE-IN	1
Matthew Barnett	WRITE-IN	1
Ken Whallen	WRITE-IN	1
Sue Whallen	WRITE-IN	1
Pat Smith	WRITE-IN	1
Cindy Cee	WRITE-IN	1
Joseph Talluto	WRITE-IN	0
Dominick Tiemo	WRITE-IN	0
Unresolved Write-In		0

Candidate	Party	Total
Rachel VAN AKEN	NON	2,155
Randi STOOPLER	NON	2,024
Tara EDEL	NON	1,874
Deborah WELLINGS	NON	1,862
Write-In		599
Total		518
Julie Ketover	WRITE-IN	6
Dr. Scott Falk	WRITE-IN	5
Not Qualified	WRITE-IN	3
Ketover	WRITE-IN	2
K d Patel	WRITE-IN	2
Michael Furman	WRITE-IN	2
Not Qualified 2	WRITE-IN	2
Not Qualified 3	WRITE-IN	2
Brandon Rodriguez	WRITE-IN	2
Alex Timofeyer	WRITE-IN	2
Lorraine Mitzel	WRITE-IN	2
William Wilhelm	WRITE-IN	2
Scott Falk	WRITE-IN	2
Marissa Levy	WRITE-IN	2
Robert Kalouston	WRITE-IN	2
Bryce Dershan	WRITE-IN	1
Randi Kessler	WRITE-IN	1
Eli Goldberg	WRITE-IN	1
Rich Colton	WRITE-IN	1
Mike Tangeman	WRITE-IN	1
Kim Sundstrum	WRITE-IN	1
Allen Rubih	WRITE-IN	1
Harris London	WRITE-IN	1
Emad Tabithia	WRITE-IN	1
Nahmoh Nabau	WRITE-IN	1
Monica Watson	WRITE-IN	1
Danielle Weldorn	WRITE-IN	1
Juan Cave	WRITE-IN	1
Dorrie Usinig	WRITE-IN	1
Dave Kelbaugh	WRITE-IN	1
Mike Adams	WRITE-IN	1
Brian Egge	WRITE-IN	1
Mark Coles	WRITE-IN	1
Gabrielle Canuso	WRITE-IN	1
Richard Roses	WRITE-IN	1
Bruce Karpf	WRITE-IN	1
Hillary Garr	WRITE-IN	1
James Purdy	WRITE-IN	1
Sara Pyle	WRITE-IN	1
Kevin Pyle	WRITE-IN	1
Iliad Toprani	WRITE-IN	1
Xaisai Toprani	WRITE-IN	1
Neely Banguri	WRITE-IN	1

Local BOE- Stratford Boro (Vote for 3)
NON

Times Cast	Total
1,064 / 0	N/A
Total	
695	
692	
110	
Total	
41	
15	
9	
4	
4	
3	
3	
3	
3	
2	
2	
2	
1	
1	
1	
1	
1	
1	
1	
1	
1	
1	
1	
1	
1	
1	
1	
1	
1	
1	
1	
1	
1	
1	
1	
1	
1	
0	
0	
Total	
5,608 / 0	N/A
Total	
2,314	

Local BOE- Voorhees (Vote for 3)
NON

Times Cast	Total
5,608 / 0	N/A
Total	
2,314	

**Local BOE- Waterford Township (Vote for 3)
NON**

Candidate	Party	Total
Roe HUNTER	NON	917
Eileen O'DONNELL	NON	905
Benjamin DE VUYST	NON	897
Write-In		33
Total		1,565 / 0 N/A

Terr Chiltonton	WRITE-IN	6
Not Qualified	WRITE-IN	2
Anthony Manning	WRITE-IN	1
Gus Griznerd	WRITE-IN	1
Nicholas J Gaudio Jr	WRITE-IN	1
Michael Norton	WRITE-IN	1
Sean Brennan	WRITE-IN	1
Bill Shaw	WRITE-IN	1
Jay Demaio	WRITE-IN	1
John Donegan	WRITE-IN	1
Alex Jones	WRITE-IN	1
Kevin Bimbley	WRITE-IN	1
Curt Holwey	WRITE-IN	1
Debbie Blenings	WRITE-IN	1
Rhonda Mocariski	WRITE-IN	1
James Henry	WRITE-IN	1
Kylie Mocariski	WRITE-IN	1
Michael Tolomeo	WRITE-IN	1
Andrew L Wade	WRITE-IN	1
Terence Schilles	WRITE-IN	1
Christeely Borger	WRITE-IN	1
Denis Schilles	WRITE-IN	1
Nathaniel Carbonero	WRITE-IN	1
Stephen Willebarns	WRITE-IN	1
Terranc Schiller	WRITE-IN	1
Denis Schiller	WRITE-IN	1
Nathaniel Carbonaro	WRITE-IN	1
Unresolved Write-In		0

**Local BOE- Winslow Township (Vote for 3)
NON**

Candidate	Party	Total
Kelly THOMAS	NON	2,854
Cheryl PITTS	NON	2,846
Rebecca NIEVES	NON	2,784
Abena MC CLENDON	NON	2,508
Total		5,720 / 0 N/A

	Total
Will Bryd	1
Kosha Gala	1
Mey Chen	1
Stacey L. Donnan	1
Alice Knowles	1
Buju Banton	1
James Inerriaco	1
Maureen Lowry	1
Matthew Chalov	1
Amy Cressman	1
Phil Naegeler	1
Michael Dunn	1
Seth Nowell	1
Richard Nelson	1
Copland Bain	1
Michael Maffei	1
Not Qualified 3	0
Unresolved Write-In	0

**Local BOE UNEX- Woodlynn Boro (Vote for 1)
NON**

Times Cast	Party	Total
		134 / 0 N/A
Candidate	Party	Total
Write-In		5
Candidate	Party	Total
Michele Williamson	WRITE-IN	1
Brian Evering	WRITE-IN	1
Clyde Cook	WRITE-IN	1
Christoph Johnson	WRITE-IN	1
Christopher Dilkus	WRITE-IN	1
Daniel Rosen	WRITE-IN	0
Unresolved Write-In		0

**Local BOE- Woodlynn Boro (Vote for 3)
NON**

Times Cast	Party	Total
		134 / 0 N/A
Candidate	Party	Total
Samantha KIRBY	NON	85
Kyle BOWMAN	NON	79
Lakeisha FONTANEZ	NON	77
Write-In		9
Candidate	Party	Total
Brian Evering	WRITE-IN	1
Robert Baum	WRITE-IN	1
Clyde Cook	WRITE-IN	1
Alfonso Thomas	WRITE-IN	1
Debbie Bell	WRITE-IN	1
Shuna Feliciano	WRITE-IN	1
Ugene Stern	WRITE-IN	1
Heidemarie Wood	WRITE-IN	1
Xiomara Rivera	WRITE-IN	1
Christoph Johnson	WRITE-IN	0
Unresolved Write-In		0

Candidate	Party	Total
Sarah F. BANGLE	NON	1,533
Write-In		191
Candidate	Party	Total
Tina Marshall	WRITE-IN	140
Not Qualified		5
Tina Williams	WRITE-IN	5
Christy Phillips Renzulli	WRITE-IN	5
Sandro Radai	WRITE-IN	3
Not Qualified 2		2
Joe Duple	WRITE-IN	2
Nancy Hester	WRITE-IN	2
Tim McCarthy	WRITE-IN	1
John Shan	WRITE-IN	1
Nigel Black	WRITE-IN	1
Tina Write	WRITE-IN	1
Terry Williams	WRITE-IN	1
Albina Lewis	WRITE-IN	1
Luisita Vega	WRITE-IN	1
Jacob Fritsche	WRITE-IN	1
Layla Fritsche	WRITE-IN	1
William Higgins	WRITE-IN	1
Charlie Fritsche	WRITE-IN	1
Earl P Davis	WRITE-IN	1
Ray Marfei	WRITE-IN	1
Anthony Ritz	WRITE-IN	1
Zachary McKelvey	WRITE-IN	1
Robert Pallonte	WRITE-IN	1
Reginald Lassiter	WRITE-IN	1
Mary Lassiter	WRITE-IN	1
Pastor Hayes Hart	WRITE-IN	1
Cyndy Mackie Moore	WRITE-IN	1
Cyndi Mackie Moore	WRITE-IN	1
Not Qualified 3		1
Helen Hart-Magobet	WRITE-IN	1
Thresa Culligan	WRITE-IN	1
Robert Culligan	WRITE-IN	1
Kevin Naffei	WRITE-IN	1
Elaine Baker	WRITE-IN	1
Nicholas Botoff	WRITE-IN	0
Matthew Phillips	WRITE-IN	0
Not Qualified 3		0
Sandar Radai	WRITE-IN	0
Terr Brooks	WRITE-IN	0
Unresolved Write-In		0

Member Board of Fire Comm- Berlin Twp FD1 (Vote for 2)
NON

Times Cast	Party	Total
		1,079 / 0 N/A
Candidate	Party	Total
Joseph L BATTEN JR	NON	783
George W. BUNDICK	NON	782
Write-In		9

Not Qualified	WRITE-IN	Total
		4
Vaughn Vandergriff	WRITE-IN	2
Not Qualified 2	WRITE-IN	2
Scott E Manley	WRITE-IN	1
Unresolved Write-In		0

Member Board of Fire Comm FD13-Cherry Hill UNEX (Vote for 1)
NON

Times Cast	Party	Total
		14,720 / 0 N/A
Candidate	Party	Total
Ryan DORAN	NON	3,946
David M. GORENBERG	NON	3,537
Danny ELMORE	NON	2,467
Write-In		19

not qualified	WRITE-IN	Total
		3
Daniel T. Broffy	WRITE-IN	2
Joel B Rosen Esq	WRITE-IN	2
Michael Frost	WRITE-IN	1
Alan Ettenson	WRITE-IN	1
Villate McKittrick	WRITE-IN	1
James Maher	WRITE-IN	1
Benny Lo	WRITE-IN	1
Michael Calubyan	WRITE-IN	1
John Smith	WRITE-IN	1
Robert Benister	WRITE-IN	1
Kelsey Tirana	WRITE-IN	1
daniel dikenzo Jr	WRITE-IN	1
David Rosen	WRITE-IN	1
Natasha Daniels	WRITE-IN	1
Joseph Frost	WRITE-IN	0
Robert Shinn	WRITE-IN	0
Unresolved Write-In		0

Member Board of Fire Comm FD13-Cherry Hill (Vote for 1)
NON

Times Cast	Party	Total
		14,720 / 0 N/A
Candidate	Party	Total
Denise A. DONAHUE	NON	5,326
William P. KELLY	NON	4,947
Write-In		15

Not Qualified	WRITE-IN	Total
		3
Joel B Rosen Esq	WRITE-IN	2
Jospeh Frost	WRITE-IN	1
Diana Ettenson	WRITE-IN	1
Villate McKittrick	WRITE-IN	1
Andrew Sloan	WRITE-IN	1
Benny Lo	WRITE-IN	1
robert shinn	WRITE-IN	1
Elian dover	WRITE-IN	1
Daniel Rosen	WRITE-IN	1
Natasha Daniels	WRITE-IN	1
Unresolved Write-In		0

Member Board of Fire Comm.-Pine Hill FD1 (Vote for 2)
NON

Times Cast	Party	Total
		1,147 / 0 N/A
Candidate	Party	Total
Kevin WADDINGTON	NON	900
Thomas E. HASSETT	NON	889
Write-In		3

Not Qualified	WRITE-IN	Total
		1
Roxanne Evans	WRITE-IN	1
Not Qualified	WRITE-IN	1
Shaun Redemer	WRITE-IN	1
Unresolved Write-In		0

Member Board of Fire CommFD1-Winslow (Vote for 2)
NON

Times Cast	Total
	5,720 / 0 N/A
Candidate	Party
Anthony SIROLLI	NON
Robert MASCHKE	NON
Write-In	31
Total	Total
	4,396
	4,287
	31

Total	Total
	5,720 / 0 N/A
Candidate	Party
Anthony SIROLLI	NON
Robert MASCHKE	NON
Write-In	31
Total	Total
	4,396
	4,287
	31
Not Qualified 1	WRITE-IN
Not Qualified 2	WRITE-IN
Joe Duple	WRITE-IN
John Smith	WRITE-IN
Joan Page	WRITE-IN
Luisita Vega	WRITE-IN
Bill Burns	WRITE-IN
Pohreat S Campbell	WRITE-IN
Damon Campbell	WRITE-IN
Jospeh Vahabzadgi	WRITE-IN
Jeffery Paretti	WRITE-IN
Glenn Chapney	WRITE-IN
Paula Paretti	WRITE-IN
Franklin Power	WRITE-IN
Lola Power	WRITE-IN
Francis Pallonte	WRITE-IN
Patrick Reynolds	WRITE-IN
Michael Passarell	WRITE-IN
Wayne Weathers	WRITE-IN
Helen Hart-Maggobet	WRITE-IN
Kevin Naffei	WRITE-IN
John Devine	WRITE-IN
Ann Devine	WRITE-IN
Unresolved Write-In	0

State Question No 1 (Vote for 1)
NON

Times Cast	Total
	71,949 / 0 N/A
Candidate	Party
No	31,1574
Yes	20,844
Total	Total
	0
Unresolved Write-In	0

State Question No 2 (Vote for 1)
NON

Times Cast	Total
	71,949 / 0 N/A
Candidate	Party
Yes	35,780
No	16,525
Total	Total
	0
Unresolved Write-In	0

PUBLIC QUESTION NO. 1

YES	<p style="text-align: center;">CONSTITUTIONAL AMENDMENT TO PERMIT WAGERING ON ALL COLLEGE SPORT OR ATHLETIC EVENTS</p> <p>Do you approve amending the Constitution to permit wagering through casinos and current or former horse racetracks on all college sport or athletic events?</p> <p>Currently, wagering is prohibited on college sport or athletic events that take place in New Jersey. Wagering is also prohibited on an event in which a team from a New Jersey college participates.</p>
NO	<p style="text-align: center;">INTERPRETIVE STATEMENT</p> <p>Currently, the State Constitution prohibits wagering on college sport or athletic events taking place in New Jersey. It also prohibits wagering on an event in which a New Jersey college team participates.</p> <p>This amendment would allow the Legislature to pass laws permitting wagering on any college sport or athletic event. It would permit wagering even if a New Jersey college team participates in the competition. Such wagering would be permitted only through casinos and current or former horse racetracks.</p>

PUBLIC QUESTION NO. 2


YES	<p style="text-align: center;">CONSTITUTIONAL AMENDMENT TO ALLOW CERTAIN ORGANIZATIONS AUTHORIZED TO CONDUCT GAMES OF CHANCE TO USE PROCEEDS FROM THOSE GAMES TO SUPPORT THE ORGANIZATION</p> <p>Do you approve amending the Constitution to permit all groups that are allowed to conduct bingo or raffles to use the net proceeds from those games to support their groups?</p> <p>Currently, only veterans and senior citizen groups may use the net proceeds from those games to support their groups. All other groups that are permitted to conduct bingo or raffles may only use the proceeds from those games for certain purposes. They are not permitted to use those proceeds to support their groups. The amendment would allow the other groups that conduct bingo or raffles to use the proceeds to support their groups as well.</p>
NO	<p style="text-align: center;">INTERPRETIVE STATEMENT</p> <p>The Constitution permits certain groups to conduct games of chance such as bingo or raffles. Those groups are veterans, charitable, educational, religious, fraternal, civic, and senior citizen groups; volunteer fire companies; and first-aid or rescue squads.</p> <p>The net proceeds from those games of chance may only be used for educational, charitable, patriotic, religious or public-spirited uses. However, veterans and senior citizen groups may also use the proceeds from those games to support their groups.</p> <p>This amendment would permit all of the groups authorized to conduct games of chance to use the net proceeds from conducting bingo or raffles to support their groups.</p>

WE DO HEREBY CERTIFY that the foregoing is a true, full and correct statement of the results of the election herein mentioned, as the same is exhibited by the statements produced and laid before the board of county canvassers according to law, and that the same exhibits the number of the names in the signature copy registers and the registers of voters, the number of names of the voters in the poll-books of the election districts, respectively, and of the ballots rejected, the whole number of names in the signature copy registers and the registers of voters, the whole number of names of the voters in the poll-books of the several election districts, the name of each person for whom any vote or votes were cast, the number of votes cast for each person in each election district, and the whole number of votes cast for each person for each office designated, the whole number of districts in each election district and the whole number of votes cast thereupon in the several election districts as they appear by the statements so produced and laid before the said Board.

IN WITNESS WHEREOF, we have hereunto set our hands, this Fifteenth day of November, in the year of our Lord, Two Thousand Twenty-one.


Attest:


JOSEPH RIPA
Clerk, Board of County Canvassers


DONNA M. ROBINSON TAYLOR
Chairperson, Board of County Canvassers


RICHARD A. AMBROSINO, Jr.
Secretary, Board of County Canvassers


NOVELLA STARKS HINSON
Member, Board of County Canvassers


R. JOHN CUSTODIO
Member, Board of County Canvassers

A STATEMENT of the determination of the BOARD OF COUNTY CANVASSERS, relative to an election held in the County of Camden, on the Second day of November, in the year of our Lord, Two Thousand Twenty-one, for the election of:

- GOVERNOR,
- MEMBERS OF THE STATE SENATE - 4th, 5th, 6th & 8th LEGISLATIVE DISTRICTS,
- MEMBERS OF THE GENERAL ASSEMBLY - 4th, 5th, 6th & 8th LEGISLATIVE DISTRICTS,
- SHERIFF,
- THREE MEMBERS OF THE BOARD OF COUNTY COMMISSIONERS,
- TWO STATE PUBLIC QUESTIONS,
- ALL MUNICIPAL OFFICES IN CAMDEN COUNTY,
- ALL REGIONAL & LOCAL SCHOOL BOARD CANDIDATES,
- ALL MEMBERS OF THE BOARD OF FIRE COMMISSIONERS

I DO HEREBY CERTIFY that the foregoing is a true, full and correct statement of the determination of the Board of Canvassers therein mentioned.

IN WITNESS WHEREOF, I have hereunto set my hand, this Fifteenth day of November, in the year of our Lord, Two Thousand Twenty-one.

Attest:


JOSEPH RIPA
Clerk, Board of County Canvassers


DONNA M. ROBINSON TAYLOR
Chairperson, Board of County Canvassers