

COUNTY OF CAMDEN

**OFFICIAL  
ELECTION  
RESULTS**

**2022 General Election  
November 8, 2022**



Making It Better, Together.

**CAM\_20221108\_E**  
**November 8, 2022**  
**Summary Report**  
**Camden County**  
**OFFICIAL RESULTS**

<b>Registration &amp; Turnout</b>	392,218	Voters
Machine Turnout	72,719	18.54%
Mail-In Ballot Turnout	68,349	17.43%
Provisional Turnout	4,613	1.18%
Rejected Ballots Turnout	0	0.00%
Emergency Turnout	0	0.00%
Early Voting Turnout	2,985	0.76%
Federal Overseas Turnout	0	0.00%
<b>Total ...</b>	<b>148,666</b>	<b>37.90%</b>

<b>House of Representatives 1st District</b>	(342)	342/342	100.00%
Under Votes:	1995		
Over Votes:	1288		
<b>DEM - Donald W. NORCROSS</b>	<b>97,135</b>	<b>66.81%</b>	
REP - Claire GUSTAFSON	44,394	30.54%	
IND - Patricia KLINE	2,330	1.60%	
IND - Allen J. CANNON	415	0.29%	
IND - Isaiah FLETCHER	939	0.65%	
Write-In	170	0.12%	
<b>Total ...</b>	<b>145,383</b>	<b>100.00%</b>	

<b>Board of County Commissioners</b>	(342)	342/342	100.00%
Under Votes:	16953		
Over Votes:	106		
<b>DEM - Edward T. McDONNELL</b>	<b>93,104</b>	<b>33.24%</b>	
<b>DEM - Virginia RUIZ-BETTERIDGE</b>	<b>91,785</b>	<b>32.77%</b>	
REP - Ian GILL	47,262	16.87%	
REP - Joe MILLER	47,752	17.05%	
Write-In	216	0.08%	
<b>Total ...</b>	<b>280,119</b>	<b>100.00%</b>	

<b>Audubon Park Mayor</b>	(1)	1/1	100.00%
Under Votes:	108		
Over Votes:	0		
<b>REP - Lawrence E. PENNOCK</b>	<b>240</b>	<b>95.24%</b>	
Write-In	12	4.76%	
<b>Total ...</b>	<b>252</b>	<b>100.00%</b>	

<b>Audubon Park Council</b>	(1)	1/1	100.00%
Under Votes:	276		
Over Votes:	0		
<b>DEM - Gloria A. JONES</b>	<b>214</b>	<b>48.20%</b>	
<b>DEM - Thomas GOEBEL</b>	<b>222</b>	<b>50.00%</b>	
Write-In	8	1.80%	
<b>Total ...</b>	<b>444</b>	<b>100.00%</b>	

<b>Barrington Council</b>	(5)	5/5	100.00%
Under Votes:	155		
Over Votes:	2		
<b>DEM - Wayne ROBENOLT</b>	<b>1,411</b>	<b>28.87%</b>	

<b>Barrington Council (cont'd...)</b>	(5)	5/5	100.00%
<b>DEM - Michael L. BEACH</b>	<b>1,453</b>	<b>29.73%</b>	
REP - Robert J. DeVECCHIO	1,022	20.91%	
REP - Mark LAZZARO	990	20.26%	
Write-In	11	0.23%	
<b>Total ...</b>	<b>4,887</b>	<b>100.00%</b>	

<b>Bellmawr Mayor</b>	(7)	7/7	100.00%
Under Votes:	295		
Over Votes:	6		

<b>DEM - Charles 'Chuck' J. SAUTER, III</b>	<b>2,005</b>	<b>60.03%</b>	
IND - Bill GROFF	1,330	39.82%	
Write-In	5	0.15%	
<b>Total ...</b>	<b>3,340</b>	<b>100.00%</b>	

<b>Bellmawr Council UNEX</b>	(7)	7/7	100.00%
Under Votes:	409		
Over Votes:	3		

<b>DEM - Bill EVANS</b>	<b>1,977</b>	<b>61.23%</b>	
IND - Doug MILLER	1,246	38.59%	
Write-In	6	0.19%	
<b>Total ...</b>	<b>3,229</b>	<b>100.00%</b>	

<b>Bellmawr Council</b>	(7)	7/7	100.00%
Under Votes:	598		
Over Votes:	30		

<b>DEM - Ray BIDER</b>	<b>1,881</b>	<b>28.27%</b>	
<b>DEM - James 'Jamie' CASEY</b>	<b>1,874</b>	<b>28.16%</b>	
REP - Blake PRZYBYSZEWSKI	624	9.38%	
IND - Sandy VALDEZ	1,122	16.86%	
IND - Mark SHARP	1,142	17.16%	
Write-In	11	0.17%	
<b>Total ...</b>	<b>6,654</b>	<b>100.00%</b>	

<b>Berlin Boro Council</b>	(5)	5/5	100.00%
Under Votes:	1340		
Over Votes:	28		

<b>IND - Millard V. WILKINSON</b>	<b>1,511</b>	<b>34.47%</b>	
<b>IND - Carlos MASCARENHAS</b>	<b>1,277</b>	<b>29.13%</b>	
IND - Andy SIMONE	855	19.50%	
IND - Jim PEARCE	726	16.56%	
Write-In	15	0.34%	
<b>Total ...</b>	<b>4,384</b>	<b>100.00%</b>	

<b>Berlin Twp Council</b>	(4)	4/4	100.00%
Under Votes:	1394		
Over Votes:	0		

<b>DEM - Marion BODANZA</b>	<b>1,179</b>	<b>49.50%</b>	
<b>DEM - Francis A. McHENRY</b>	<b>1,168</b>	<b>49.03%</b>	

**CAM\_20221108\_E**  
**November 8, 2022**  
**Summary Report**  
**Camden County**  
**OFFICIAL RESULTS**

**Berlin Twp Council (cont'd...)** (4) 4/4 100.00%  
 Write-In 35 1.47%  
**Total ... 2,382 100.00%**

**Brooklawn Mayor** (1) 1/1 100.00%  
 Under Votes: 123  
 Over Votes: 0

**DEM - Julie McCLEARY** 314 92.90%  
 Write-In 24 7.10%  
**Total ... 338 100.00%**

**Brooklawn Council** (1) 1/1 100.00%  
 Under Votes: 261  
 Over Votes: 0

**DEM - Patrick MOSES** 329 49.77%  
**DEM - John CLOTWORTHY** 321 48.56%  
 Write-In 11 1.66%  
**Total ... 661 100.00%**

**Chesilhurst Council** (1) 1/1 100.00%  
 Under Votes: 122  
 Over Votes: 4

**DEM - Monica HOLMES** 289 37.05%  
**DEM - Russell HIRN, SR.** 293 37.56%  
 REP - Mark SPRINGER 131 16.79%  
 IND - Keith R. WATERS 65 8.33%  
 Write-In 2 0.26%  
**Total ... 780 100.00%**

**Clementon Council UNEX** (3) 3/3 100.00%  
 Under Votes: 31  
 Over Votes: 1

**DEM - Christopher McKELVEY** 740 62.87%  
 REP - Lynn LOFLAND 433 36.79%  
 Write-In 4 0.34%  
**Total ... 1,177 100.00%**

**Clementon Council** (3) 3/3 100.00%  
 Under Votes: 92  
 Over Votes: 0

**DEM - Gwendolyn CANTWELL** 747 32.12%  
**DEM - Thomas SHAW** 733 31.51%  
 REP - Steven SILVESTRO 420 18.06%  
 REP - William WEYLAND 419 18.01%  
 Write-In 7 0.30%  
**Total ... 2,326 100.00%**

**Gibbsboro Council** (2) 2/2 100.00%  
 Under Votes: 648  
 Over Votes: 0

**IND - Mitch BROWN** 494 51.57%  
**IND - Ronald RICKERT** 456 47.60%  
 Write-In 8 0.84%  
**Total ... 958 100.00%**

**Gloucester City Mayor** (8) 8/8 100.00%  
 Under Votes: 727  
 Over Votes: 0

**DEM - Dayl R. BAILE** 1,754 97.01%  
 Write-In 54 2.99%  
**Total ... 1,808 100.00%**

**Gloucester City Council At-Large** (8) 8/8 100.00%  
 Under Votes: 368  
 Over Votes: 24

**DEM - Robert J. PAGE** 1,446 20.05%  
**DEM - Derek TIMM** 1,343 18.62%  
**DEM - Samuel F. BUDESA, III** 1,407 19.51%  
 REP - Jason D. FANNING 893 12.38%  
 REP - James D. MULLER 911 12.63%  
 REP - Anthony D. KATES 924 12.81%  
 IND - John HUTCHINSON 285 3.95%  
 Write-In 4 0.06%  
**Total ... 7,213 100.00%**

**Haddon Heights Council** (7) 7/7 100.00%  
 Under Votes: 1812  
 Over Votes: 0

**DEM - Tom OTTOSON** 2,534 49.76%  
**DEM - Matthew PAGAN** 2,481 48.72%  
 Write-In 77 1.51%  
**Total ... 5,092 100.00%**

**Hi-Nella Council** (1) 1/1 100.00%  
 Under Votes: 261  
 Over Votes: 0

**DEM - Robert WISE** 167 95.43%  
 Write-In 8 4.57%  
**Total ... 175 100.00%**

**Laurel Springs Council** (2) 2/2 100.00%  
 Under Votes: 384  
 Over Votes: 0

**DEM - Sarah D. BOLAM-DiMARCO** 497 49.40%  
**DEM - Marc A. RIONDINO** 481 47.81%

**CAM\_20221108\_E**  
**November 8, 2022**  
**Summary Report**  
**Camden County**  
**OFFICIAL RESULTS**

<table border="0" style="width: 100%;"> <tr> <td style="border-top: 1px solid black;"><b>Laurel Springs Council (cont'd...)</b></td> <td style="text-align: right;">(2)</td> <td style="text-align: right;">2/2 100.00%</td> </tr> <tr> <td>Write-In</td> <td></td> <td style="text-align: right;">28 2.78%</td> </tr> <tr> <td style="text-align: right;"><b>Total ...</b></td> <td></td> <td style="text-align: right;"><b>1,006 100.00%</b></td> </tr> </table>	<b>Laurel Springs Council (cont'd...)</b>	(2)	2/2 100.00%	Write-In		28 2.78%	<b>Total ...</b>		<b>1,006 100.00%</b>	<table border="0" style="width: 100%;"> <tr> <td style="border-top: 1px solid black;"><b>Merchantville Council</b></td> <td style="text-align: right;">(3)</td> <td style="text-align: right;">3/3 100.00%</td> </tr> <tr> <td>Under Votes: 614</td> <td></td> <td></td> </tr> <tr> <td>Over Votes: 0</td> <td></td> <td></td> </tr> <tr> <td><b>DEM - Anthony J. PERNO, III</b></td> <td></td> <td style="text-align: right;"><b>928 49.10%</b></td> </tr> <tr> <td><b>DEM - Raymond H. WOODS, III</b></td> <td></td> <td style="text-align: right;"><b>926 48.99%</b></td> </tr> <tr> <td>Write-In</td> <td></td> <td style="text-align: right;">36 1.90%</td> </tr> <tr> <td style="text-align: right;"><b>Total ...</b></td> <td></td> <td style="text-align: right;"><b>1,890 100.00%</b></td> </tr> </table>	<b>Merchantville Council</b>	(3)	3/3 100.00%	Under Votes: 614			Over Votes: 0			<b>DEM - Anthony J. PERNO, III</b>		<b>928 49.10%</b>	<b>DEM - Raymond H. WOODS, III</b>		<b>926 48.99%</b>	Write-In		36 1.90%	<b>Total ...</b>		<b>1,890 100.00%</b>												
<b>Laurel Springs Council (cont'd...)</b>	(2)	2/2 100.00%																																									
Write-In		28 2.78%																																									
<b>Total ...</b>		<b>1,006 100.00%</b>																																									
<b>Merchantville Council</b>	(3)	3/3 100.00%																																									
Under Votes: 614																																											
Over Votes: 0																																											
<b>DEM - Anthony J. PERNO, III</b>		<b>928 49.10%</b>																																									
<b>DEM - Raymond H. WOODS, III</b>		<b>926 48.99%</b>																																									
Write-In		36 1.90%																																									
<b>Total ...</b>		<b>1,890 100.00%</b>																																									
<table border="0" style="width: 100%;"> <tr> <td style="border-top: 1px solid black;"><b>Lawnside Mayor</b></td> <td style="text-align: right;">(2)</td> <td style="text-align: right;">2/2 100.00%</td> </tr> <tr> <td>Under Votes: 161</td> <td></td> <td></td> </tr> <tr> <td>Over Votes: 0</td> <td></td> <td></td> </tr> <tr> <td><b>DEM - Mary Ann WARDLOW</b></td> <td></td> <td style="text-align: right;"><b>834 97.09%</b></td> </tr> <tr> <td>Write-In</td> <td></td> <td style="text-align: right;">25 2.91%</td> </tr> <tr> <td style="text-align: right;"><b>Total ...</b></td> <td></td> <td style="text-align: right;"><b>859 100.00%</b></td> </tr> </table>	<b>Lawnside Mayor</b>	(2)	2/2 100.00%	Under Votes: 161			Over Votes: 0			<b>DEM - Mary Ann WARDLOW</b>		<b>834 97.09%</b>	Write-In		25 2.91%	<b>Total ...</b>		<b>859 100.00%</b>	<table border="0" style="width: 100%;"> <tr> <td style="border-top: 1px solid black;"><b>Oaklyn Council</b></td> <td style="text-align: right;">(4)</td> <td style="text-align: right;">4/4 100.00%</td> </tr> <tr> <td>Under Votes: 641</td> <td></td> <td></td> </tr> <tr> <td>Over Votes: 0</td> <td></td> <td></td> </tr> <tr> <td><b>DEM - Vincenzo ANGELUCCI</b></td> <td></td> <td style="text-align: right;"><b>1,148 50.02%</b></td> </tr> <tr> <td><b>DEM - Chad JORDAN</b></td> <td></td> <td style="text-align: right;"><b>1,117 48.67%</b></td> </tr> <tr> <td>Write-In</td> <td></td> <td style="text-align: right;">30 1.31%</td> </tr> <tr> <td style="text-align: right;"><b>Total ...</b></td> <td></td> <td style="text-align: right;"><b>2,295 100.00%</b></td> </tr> </table>	<b>Oaklyn Council</b>	(4)	4/4 100.00%	Under Votes: 641			Over Votes: 0			<b>DEM - Vincenzo ANGELUCCI</b>		<b>1,148 50.02%</b>	<b>DEM - Chad JORDAN</b>		<b>1,117 48.67%</b>	Write-In		30 1.31%	<b>Total ...</b>		<b>2,295 100.00%</b>			
<b>Lawnside Mayor</b>	(2)	2/2 100.00%																																									
Under Votes: 161																																											
Over Votes: 0																																											
<b>DEM - Mary Ann WARDLOW</b>		<b>834 97.09%</b>																																									
Write-In		25 2.91%																																									
<b>Total ...</b>		<b>859 100.00%</b>																																									
<b>Oaklyn Council</b>	(4)	4/4 100.00%																																									
Under Votes: 641																																											
Over Votes: 0																																											
<b>DEM - Vincenzo ANGELUCCI</b>		<b>1,148 50.02%</b>																																									
<b>DEM - Chad JORDAN</b>		<b>1,117 48.67%</b>																																									
Write-In		30 1.31%																																									
<b>Total ...</b>		<b>2,295 100.00%</b>																																									
<table border="0" style="width: 100%;"> <tr> <td style="border-top: 1px solid black;"><b>Lawnside Council</b></td> <td style="text-align: right;">(2)</td> <td style="text-align: right;">2/2 100.00%</td> </tr> <tr> <td>Under Votes: 264</td> <td></td> <td></td> </tr> <tr> <td>Over Votes: 0</td> <td></td> <td></td> </tr> <tr> <td><b>DEM - Robert LEE</b></td> <td></td> <td style="text-align: right;"><b>888 50.00%</b></td> </tr> <tr> <td><b>DEM - Steven T. POLLARD</b></td> <td></td> <td style="text-align: right;"><b>880 49.55%</b></td> </tr> <tr> <td>Write-In</td> <td></td> <td style="text-align: right;">8 0.45%</td> </tr> <tr> <td style="text-align: right;"><b>Total ...</b></td> <td></td> <td style="text-align: right;"><b>1,776 100.00%</b></td> </tr> </table>	<b>Lawnside Council</b>	(2)	2/2 100.00%	Under Votes: 264			Over Votes: 0			<b>DEM - Robert LEE</b>		<b>888 50.00%</b>	<b>DEM - Steven T. POLLARD</b>		<b>880 49.55%</b>	Write-In		8 0.45%	<b>Total ...</b>		<b>1,776 100.00%</b>	<table border="0" style="width: 100%;"> <tr> <td style="border-top: 1px solid black;"><b>Pennsauken Twp. Committee</b></td> <td style="text-align: right;">(24)</td> <td style="text-align: right;">24/24 100.00%</td> </tr> <tr> <td>Under Votes: 1159</td> <td></td> <td></td> </tr> <tr> <td>Over Votes: 35</td> <td></td> <td></td> </tr> <tr> <td><b>DEM - Nicole ROBERTS</b></td> <td></td> <td style="text-align: right;"><b>6,366 85.61%</b></td> </tr> <tr> <td>IND - Elizabeth A. LaVINE</td> <td></td> <td style="text-align: right;">1,038 13.96%</td> </tr> <tr> <td>Write-In</td> <td></td> <td style="text-align: right;">32 0.43%</td> </tr> <tr> <td style="text-align: right;"><b>Total ...</b></td> <td></td> <td style="text-align: right;"><b>7,436 100.00%</b></td> </tr> </table>	<b>Pennsauken Twp. Committee</b>	(24)	24/24 100.00%	Under Votes: 1159			Over Votes: 35			<b>DEM - Nicole ROBERTS</b>		<b>6,366 85.61%</b>	IND - Elizabeth A. LaVINE		1,038 13.96%	Write-In		32 0.43%	<b>Total ...</b>		<b>7,436 100.00%</b>
<b>Lawnside Council</b>	(2)	2/2 100.00%																																									
Under Votes: 264																																											
Over Votes: 0																																											
<b>DEM - Robert LEE</b>		<b>888 50.00%</b>																																									
<b>DEM - Steven T. POLLARD</b>		<b>880 49.55%</b>																																									
Write-In		8 0.45%																																									
<b>Total ...</b>		<b>1,776 100.00%</b>																																									
<b>Pennsauken Twp. Committee</b>	(24)	24/24 100.00%																																									
Under Votes: 1159																																											
Over Votes: 35																																											
<b>DEM - Nicole ROBERTS</b>		<b>6,366 85.61%</b>																																									
IND - Elizabeth A. LaVINE		1,038 13.96%																																									
Write-In		32 0.43%																																									
<b>Total ...</b>		<b>7,436 100.00%</b>																																									
<table border="0" style="width: 100%;"> <tr> <td style="border-top: 1px solid black;"><b>Lindenwold Council</b></td> <td style="text-align: right;">(9)</td> <td style="text-align: right;">9/9 100.00%</td> </tr> <tr> <td>Under Votes: 1498</td> <td></td> <td></td> </tr> <tr> <td>Over Votes: 0</td> <td></td> <td></td> </tr> <tr> <td><b>DEM - Walter F. LENKOWSKI</b></td> <td></td> <td style="text-align: right;"><b>2,528 49.57%</b></td> </tr> <tr> <td><b>DEM - Raymond D. MORRISEY</b></td> <td></td> <td style="text-align: right;"><b>2,534 49.69%</b></td> </tr> <tr> <td>Write-In</td> <td></td> <td style="text-align: right;">38 0.75%</td> </tr> <tr> <td style="text-align: right;"><b>Total ...</b></td> <td></td> <td style="text-align: right;"><b>5,100 100.00%</b></td> </tr> </table>	<b>Lindenwold Council</b>	(9)	9/9 100.00%	Under Votes: 1498			Over Votes: 0			<b>DEM - Walter F. LENKOWSKI</b>		<b>2,528 49.57%</b>	<b>DEM - Raymond D. MORRISEY</b>		<b>2,534 49.69%</b>	Write-In		38 0.75%	<b>Total ...</b>		<b>5,100 100.00%</b>	<table border="0" style="width: 100%;"> <tr> <td style="border-top: 1px solid black;"><b>Pine Hill Council UNEX</b></td> <td style="text-align: right;">(6)</td> <td style="text-align: right;">6/6 100.00%</td> </tr> <tr> <td>Under Votes: 602</td> <td></td> <td></td> </tr> <tr> <td>Over Votes: 0</td> <td></td> <td></td> </tr> <tr> <td><b>DEM - Erica WAKELEY</b></td> <td></td> <td style="text-align: right;"><b>1,804 98.63%</b></td> </tr> <tr> <td>Write-In</td> <td></td> <td style="text-align: right;">25 1.37%</td> </tr> <tr> <td style="text-align: right;"><b>Total ...</b></td> <td></td> <td style="text-align: right;"><b>1,829 100.00%</b></td> </tr> </table>	<b>Pine Hill Council UNEX</b>	(6)	6/6 100.00%	Under Votes: 602			Over Votes: 0			<b>DEM - Erica WAKELEY</b>		<b>1,804 98.63%</b>	Write-In		25 1.37%	<b>Total ...</b>		<b>1,829 100.00%</b>			
<b>Lindenwold Council</b>	(9)	9/9 100.00%																																									
Under Votes: 1498																																											
Over Votes: 0																																											
<b>DEM - Walter F. LENKOWSKI</b>		<b>2,528 49.57%</b>																																									
<b>DEM - Raymond D. MORRISEY</b>		<b>2,534 49.69%</b>																																									
Write-In		38 0.75%																																									
<b>Total ...</b>		<b>5,100 100.00%</b>																																									
<b>Pine Hill Council UNEX</b>	(6)	6/6 100.00%																																									
Under Votes: 602																																											
Over Votes: 0																																											
<b>DEM - Erica WAKELEY</b>		<b>1,804 98.63%</b>																																									
Write-In		25 1.37%																																									
<b>Total ...</b>		<b>1,829 100.00%</b>																																									
<table border="0" style="width: 100%;"> <tr> <td style="border-top: 1px solid black;"><b>Magnolia Council UNEX</b></td> <td style="text-align: right;">(4)</td> <td style="text-align: right;">4/4 100.00%</td> </tr> <tr> <td>Under Votes: 333</td> <td></td> <td></td> </tr> <tr> <td>Over Votes: 0</td> <td></td> <td></td> </tr> <tr> <td><b>DEM - Shelley G. WILSON</b></td> <td></td> <td style="text-align: right;"><b>923 98.51%</b></td> </tr> <tr> <td>Write-In</td> <td></td> <td style="text-align: right;">14 1.49%</td> </tr> <tr> <td style="text-align: right;"><b>Total ...</b></td> <td></td> <td style="text-align: right;"><b>937 100.00%</b></td> </tr> </table>	<b>Magnolia Council UNEX</b>	(4)	4/4 100.00%	Under Votes: 333			Over Votes: 0			<b>DEM - Shelley G. WILSON</b>		<b>923 98.51%</b>	Write-In		14 1.49%	<b>Total ...</b>		<b>937 100.00%</b>	<table border="0" style="width: 100%;"> <tr> <td style="border-top: 1px solid black;"><b>Pine Hill Council</b></td> <td style="text-align: right;">(6)</td> <td style="text-align: right;">6/6 100.00%</td> </tr> <tr> <td>Under Votes: 1279</td> <td></td> <td></td> </tr> <tr> <td>Over Votes: 0</td> <td></td> <td></td> </tr> <tr> <td><b>DEM - Terence G. BURKE</b></td> <td></td> <td style="text-align: right;"><b>1,777 49.60%</b></td> </tr> <tr> <td><b>DEM - Charles WARRINGTON</b></td> <td></td> <td style="text-align: right;"><b>1,770 49.40%</b></td> </tr> <tr> <td>Write-In</td> <td></td> <td style="text-align: right;">36 1.00%</td> </tr> <tr> <td style="text-align: right;"><b>Total ...</b></td> <td></td> <td style="text-align: right;"><b>3,583 100.00%</b></td> </tr> </table>	<b>Pine Hill Council</b>	(6)	6/6 100.00%	Under Votes: 1279			Over Votes: 0			<b>DEM - Terence G. BURKE</b>		<b>1,777 49.60%</b>	<b>DEM - Charles WARRINGTON</b>		<b>1,770 49.40%</b>	Write-In		36 1.00%	<b>Total ...</b>		<b>3,583 100.00%</b>			
<b>Magnolia Council UNEX</b>	(4)	4/4 100.00%																																									
Under Votes: 333																																											
Over Votes: 0																																											
<b>DEM - Shelley G. WILSON</b>		<b>923 98.51%</b>																																									
Write-In		14 1.49%																																									
<b>Total ...</b>		<b>937 100.00%</b>																																									
<b>Pine Hill Council</b>	(6)	6/6 100.00%																																									
Under Votes: 1279																																											
Over Votes: 0																																											
<b>DEM - Terence G. BURKE</b>		<b>1,777 49.60%</b>																																									
<b>DEM - Charles WARRINGTON</b>		<b>1,770 49.40%</b>																																									
Write-In		36 1.00%																																									
<b>Total ...</b>		<b>3,583 100.00%</b>																																									
<table border="0" style="width: 100%;"> <tr> <td style="border-top: 1px solid black;"><b>Magnolia Council</b></td> <td style="text-align: right;">(4)</td> <td style="text-align: right;">4/4 100.00%</td> </tr> <tr> <td>Under Votes: 673</td> <td></td> <td></td> </tr> <tr> <td>Over Votes: 0</td> <td></td> <td></td> </tr> <tr> <td><b>DEM - Paula BONAMASSA</b></td> <td></td> <td style="text-align: right;"><b>921 49.33%</b></td> </tr> <tr> <td><b>DEM - Anthony DEPRINCE</b></td> <td></td> <td style="text-align: right;"><b>922 49.38%</b></td> </tr> <tr> <td>Write-In</td> <td></td> <td style="text-align: right;">24 1.29%</td> </tr> <tr> <td style="text-align: right;"><b>Total ...</b></td> <td></td> <td style="text-align: right;"><b>1,867 100.00%</b></td> </tr> </table>	<b>Magnolia Council</b>	(4)	4/4 100.00%	Under Votes: 673			Over Votes: 0			<b>DEM - Paula BONAMASSA</b>		<b>921 49.33%</b>	<b>DEM - Anthony DEPRINCE</b>		<b>922 49.38%</b>	Write-In		24 1.29%	<b>Total ...</b>		<b>1,867 100.00%</b>	<table border="0" style="width: 100%;"> <tr> <td style="border-top: 1px solid black;"><b>Runnemede Mayor</b></td> <td style="text-align: right;">(6)</td> <td style="text-align: right;">6/6 100.00%</td> </tr> <tr> <td>Under Votes: 745</td> <td></td> <td></td> </tr> <tr> <td>Over Votes: 0</td> <td></td> <td></td> </tr> <tr> <td><b>DEM - Nick KAPPATOS</b></td> <td></td> <td style="text-align: right;"><b>1,579 95.47%</b></td> </tr> <tr> <td>Write-In</td> <td></td> <td style="text-align: right;">75 4.53%</td> </tr> <tr> <td style="text-align: right;"><b>Total ...</b></td> <td></td> <td style="text-align: right;"><b>1,654 100.00%</b></td> </tr> </table>	<b>Runnemede Mayor</b>	(6)	6/6 100.00%	Under Votes: 745			Over Votes: 0			<b>DEM - Nick KAPPATOS</b>		<b>1,579 95.47%</b>	Write-In		75 4.53%	<b>Total ...</b>		<b>1,654 100.00%</b>			
<b>Magnolia Council</b>	(4)	4/4 100.00%																																									
Under Votes: 673																																											
Over Votes: 0																																											
<b>DEM - Paula BONAMASSA</b>		<b>921 49.33%</b>																																									
<b>DEM - Anthony DEPRINCE</b>		<b>922 49.38%</b>																																									
Write-In		24 1.29%																																									
<b>Total ...</b>		<b>1,867 100.00%</b>																																									
<b>Runnemede Mayor</b>	(6)	6/6 100.00%																																									
Under Votes: 745																																											
Over Votes: 0																																											
<b>DEM - Nick KAPPATOS</b>		<b>1,579 95.47%</b>																																									
Write-In		75 4.53%																																									
<b>Total ...</b>		<b>1,654 100.00%</b>																																									
<table border="0" style="width: 100%;"> <tr> <td style="border-top: 1px solid black;"><b>Merchantville Mayor</b></td> <td style="text-align: right;">(3)</td> <td style="text-align: right;">3/3 100.00%</td> </tr> <tr> <td>Under Votes: 276</td> <td></td> <td></td> </tr> <tr> <td>Over Votes: 0</td> <td></td> <td></td> </tr> <tr> <td><b>DEM - Edward F. BRENNAN</b></td> <td></td> <td style="text-align: right;"><b>949 97.23%</b></td> </tr> <tr> <td>Write-In</td> <td></td> <td style="text-align: right;">27 2.77%</td> </tr> <tr> <td style="text-align: right;"><b>Total ...</b></td> <td></td> <td style="text-align: right;"><b>976 100.00%</b></td> </tr> </table>	<b>Merchantville Mayor</b>	(3)	3/3 100.00%	Under Votes: 276			Over Votes: 0			<b>DEM - Edward F. BRENNAN</b>		<b>949 97.23%</b>	Write-In		27 2.77%	<b>Total ...</b>		<b>976 100.00%</b>	<table border="0" style="width: 100%;"> <tr> <td style="border-top: 1px solid black;"><b>Runnemede Council</b></td> <td style="text-align: right;">(6)</td> <td style="text-align: right;">6/6 100.00%</td> </tr> <tr> <td>Under Votes: 1569</td> <td></td> <td></td> </tr> <tr> <td>Over Votes: 2</td> <td></td> <td></td> </tr> <tr> <td><b>DEM - Luis R. CEPERO</b></td> <td></td> <td style="text-align: right;"><b>1,582 49.02%</b></td> </tr> </table>	<b>Runnemede Council</b>	(6)	6/6 100.00%	Under Votes: 1569			Over Votes: 2			<b>DEM - Luis R. CEPERO</b>		<b>1,582 49.02%</b>												
<b>Merchantville Mayor</b>	(3)	3/3 100.00%																																									
Under Votes: 276																																											
Over Votes: 0																																											
<b>DEM - Edward F. BRENNAN</b>		<b>949 97.23%</b>																																									
Write-In		27 2.77%																																									
<b>Total ...</b>		<b>976 100.00%</b>																																									
<b>Runnemede Council</b>	(6)	6/6 100.00%																																									
Under Votes: 1569																																											
Over Votes: 2																																											
<b>DEM - Luis R. CEPERO</b>		<b>1,582 49.02%</b>																																									

**CAM\_20221108\_E**  
**November 8, 2022**  
**Summary Report**  
**Camden County**  
**OFFICIAL RESULTS**

<b>Runnemede Council (cont'd...)</b> (6) 6/6 100.00%	<b>Winslow Twp. Committee Ward 3 UNEX</b> (5) 5/5 100.00%
<b>DEM - Robert D. FARRELL, SR.</b> 1,587 49.18%	Under Votes: 266
Write-In 58 1.80%	Over Votes: 0
<b>Total ...</b> 3,227 100.00%	<b>DEM - Jacquelyn LEE</b> 2,174 99.27%
	Write-In 16 0.73%
	<b>Total ...</b> 2,190 100.00%
<b>Somerdale Council</b> (4) 4/4 100.00%	<b>Woodlynne Council</b> (2) 2/2 100.00%
Under Votes: 707	Under Votes: 122
Over Votes: 0	Over Votes: 2
<b>DEM - Barbara KANE</b> 1,194 50.19%	<b>DEM - Shana FELICIANO</b> 260 41.94%
<b>DEM - David ALEXANDER</b> 1,173 49.31%	<b>DEM - Edwin FONTANEZ</b> 242 39.03%
Write-In 12 0.50%	IND - Marysol BOWMAN 54 8.71%
<b>Total ...</b> 2,379 100.00%	IND - Dana M. SEAMON 57 9.19%
	Write-In 7 1.13%
	<b>Total ...</b> 620 100.00%
<b>Stratford Council</b> (6) 6/6 100.00%	<b>Local BOE Audubon Boro/Park UNEX</b> (9) 9/9 100.00%
Under Votes: 134	Under Votes: 1145
Over Votes: 0	Over Votes: 0
<b>DEM - Linda HALL</b> 1,370 31.76%	<b>NON - Loretta CASSIDY</b> 2,442 98.27%
<b>DEM - Tina LOMANNO</b> 1,314 30.46%	Write-In 43 1.73%
REP - Adrienne MIRENDA 811 18.80%	<b>Total ...</b> 2,485 100.00%
REP - Robert STONE 812 18.82%	
Write-In 7 0.16%	<b>Local BOE-Audubon Boro/Park</b> (9) 9/9 100.00%
<b>Total ...</b> 4,314 100.00%	Under Votes: 3361
	Over Votes: 90
<b>Voorhees Twp. Committee</b> (19) 19/19 100.00%	<b>NON - Ammie L. DAVIS</b> 2,066 27.77%
Under Votes: 2705	<b>NON - Stephen A. WILSON</b> 1,969 26.47%
Over Votes: 0	<b>NON - Tara SULLIVAN-BUTRICA</b> 1,857 24.96%
<b>DEM - Jacklyn FETBROYT</b> 7,326 98.23%	NON - Mark GATTI 1,497 20.12%
Write-In 132 1.77%	Write-In 50 0.67%
<b>Total ...</b> 7,458 100.00%	<b>Total ...</b> 7,439 100.00%
	<b>Local BOE- Barrington Boro</b> (5) 5/5 100.00%
<b>Waterford Twp. Committee</b> (8) 8/8 100.00%	Under Votes: 5614
Under Votes: 198	Over Votes: 0
Over Votes: 0	<b>NON - Noreen KINKLER</b> 1,498 76.74%
DEM - Howard WILSON 1,657 23.04%	Write-In 454 23.26%
DEM - Eric ROMOLINI 1,719 23.90%	<b>Total ...</b> 1,952 100.00%
<b>REP - Joel THOMPSON</b> 1,912 26.59%	<b>Black Horse Pike Regional Member BOE</b> (7) 7/7 100.00%
<b>REP - Stephanie JONES-FREITAG</b> 1,898 26.39%	Under Votes: 1394
Write-In 6 0.08%	Over Votes: 0
<b>Total ...</b> 7,192 100.00%	<b>NON - Michael ECKMEYER</b> 2,210 98.35%
	Write-In 37 1.65%
<b>Winslow Mayor UNEX</b> (21) 21/21 100.00%	<b>Total ...</b> 2,247 100.00%
Under Votes: 2934	
Over Votes: 0	
<b>DEM - Marie D. LAWRENCE</b> 8,742 96.33%	
Write-In 333 3.67%	
<b>Total ...</b> 9,075 100.00%	

**CAM\_20221108\_E**  
**November 8, 2022**  
**Summary Report**  
**Camden County**  
**OFFICIAL RESULTS**

**Local BOE- Bellmawr Boro** (7) 7/7 100.00%  
 Under Votes: 4958  
 Over Votes: 6  
**NON - Bill MURRAY** 2,184 94.22%  
 Write-In 134 5.78%  
**Total ...** 2,318 100.00%

**Eastern Cam Co Regional Member BOE E** (5) 5/5 100.00%  
 Under Votes: 1074  
 Over Votes: 0  
**NON - Jeremiah CONNER** 1,790 99.33%  
 Write-In 12 0.67%  
**Total ...** 1,802 100.00%

**Local BOE- Berlin Boro** (5) 5/5 100.00%  
 Under Votes: 2660  
 Over Votes: 54  
**NON - Rebecca HOLLAND** 1,418 23.98%  
**NON - Lisa A. KEHOE** 1,320 22.32%  
 NON - Jeff GREENBERG 971 16.42%  
 NON - Kristen SIMONE 1,073 18.14%  
**NON - Jeremy COHEN** 1,111 18.79%  
 Write-In 21 0.36%  
**Total ...** 5,914 100.00%

**Local BOE- Berlin Twp UNEX 1YR** (4) 4/4 100.00%  
 Under Votes: 635  
 Over Votes: 0  
**NON - Kayla HANNA** 1,235 98.56%  
 Write-In 18 1.44%  
**Total ...** 1,253 100.00%

**Local BOE- Berlin Township** (4) 4/4 100.00%  
 Under Votes: 3207  
 Over Votes: 0  
**NON - Michele ORIENTE** 1,215 49.45%  
**NON - Scott GOLDEN** 1,187 48.31%  
 Write-In 55 2.24%  
**Total ...** 2,457 100.00%

**Local BOE-Brooklawn UNEX** (1) 1/1 100.00%  
 Under Votes: 142  
 Over Votes: 0  
**NON - Kyrstlin MacADAMS** 314 98.43%  
 Write-In 5 1.57%  
**Total ...** 319 100.00%

**Local BOE- Brooklawn Boro** (1) 1/1 100.00%  
 Under Votes: 312  
 Over Votes: 0  
**NON - Iwona KUCZEK** 289 47.38%  
**NON - Kathleen 'Kass' MAASS** 317 51.97%  
 Write-In 4 0.66%  
**Total ...** 610 100.00%

**Local BOE Member-Camden City** (40) 40/40 100.00%  
 Under Votes: 7004  
 Over Votes: 321  
 NON - Elton CUSTIS 2,175 13.99%  
 NON - Sharde 'Ahava' TAYLOR 1,585 10.19%  
 NON - Aaron COOPER 2,021 13.00%  
**NON - Nyemah GILLESPIE** 3,381 21.74%  
**NON - Falio LEYBA-MARTINEZ** 3,059 19.67%  
**NON - Danielle JACKSON** 3,305 21.25%  
 Write-In 24 0.15%  
**Total ...** 15,550 100.00%

**Cherry Hill Twp. Question** (48) 48/48 100.00%  
 Under Votes: 7305  
 Over Votes: 4  
**Yes** 14,070 72.05%  
**No** 5,459 27.95%  
**Total ...** 19,529 100.00%

**Local BOE-Cherry Hill UNEX** (48) 48/48 100.00%  
 Under Votes: 6453  
 Over Votes: 201  
**NON - Kimberly GALLAGHER** 11,847 58.70%  
 NON - Benjamin A. OVADIA 8,257 40.91%  
 Write-In 80 0.40%  
**Total ...** 20,184 100.00%

**Local BOE- Cherry Hill Township** (48) 48/48 100.00%  
 Under Votes: 19948  
 Over Votes: 300  
**NON - Adam GREENBAUM** 10,935 18.14%  
**NON - Gina WINTERS** 9,166 15.21%  
 NON - Suni (Sunny) REED 5,804 9.63%  
 NON - Renee CHERFANE 7,957 13.20%  
 NON - Nicholas J. GAUDIO, JR. 6,566 10.89%  
 NON - Jennifer L. SHARMAN 6,441 10.69%  
 NON - Cathy DeCAMPLI 5,145 8.54%  
**NON - Joel MAYER** 8,165 13.55%  
 Write-In 90 0.15%  
**Total ...** 60,269 100.00%

**CAM\_20221108\_E**  
**November 8, 2022**  
**Summary Report**  
**Camden County**  
**OFFICIAL RESULTS**

<table border="0" style="width: 100%;"> <tr> <td style="border-top: 1px solid black;"><b>Local BOE- Chesilhurst Boro</b></td> <td style="text-align: right;">(1)</td> <td style="text-align: right;">1/1 100.00%</td> </tr> <tr> <td>Under Votes: 369</td> <td></td> <td></td> </tr> <tr> <td>Over Votes: 0</td> <td></td> <td></td> </tr> <tr> <td> </td> <td></td> <td></td> </tr> <tr> <td><b>NON - Pearl SAYLOR</b></td> <td style="text-align: right;"><b>272</b></td> <td style="text-align: right;"><b>50.65%</b></td> </tr> <tr> <td><b>NON - Jordan J. LYLES</b></td> <td style="text-align: right;"><b>258</b></td> <td style="text-align: right;"><b>48.04%</b></td> </tr> <tr> <td>Write-In</td> <td style="text-align: right;">7</td> <td style="text-align: right;">1.30%</td> </tr> <tr> <td style="text-align: right;"><b>Total ...</b></td> <td style="text-align: right;"><b>537</b></td> <td style="text-align: right;"><b>100.00%</b></td> </tr> </table>	<b>Local BOE- Chesilhurst Boro</b>	(1)	1/1 100.00%	Under Votes: 369			Over Votes: 0			 			<b>NON - Pearl SAYLOR</b>	<b>272</b>	<b>50.65%</b>	<b>NON - Jordan J. LYLES</b>	<b>258</b>	<b>48.04%</b>	Write-In	7	1.30%	<b>Total ...</b>	<b>537</b>	<b>100.00%</b>	<table border="0" style="width: 100%;"> <tr> <td style="border-top: 1px solid black;"><b>Local BOE-Gloucester City</b></td> <td style="text-align: right;">(8)</td> <td style="text-align: right;">8/8 100.00%</td> </tr> <tr> <td>Under Votes: 3951</td> <td></td> <td></td> </tr> <tr> <td>Over Votes: 0</td> <td></td> <td></td> </tr> <tr> <td> </td> <td></td> <td></td> </tr> <tr> <td><b>NON - Keith O'DONNELL</b></td> <td style="text-align: right;"><b>1,681</b></td> <td style="text-align: right;"><b>46.00%</b></td> </tr> <tr> <td><b>NON - Leon HARRIS</b></td> <td style="text-align: right;"><b>1,733</b></td> <td style="text-align: right;"><b>47.43%</b></td> </tr> <tr> <td>Write-In</td> <td style="text-align: right;">240</td> <td style="text-align: right;">6.57%</td> </tr> <tr> <td style="text-align: right;"><b>Total ...</b></td> <td style="text-align: right;"><b>3,654</b></td> <td style="text-align: right;"><b>100.00%</b></td> </tr> </table>	<b>Local BOE-Gloucester City</b>	(8)	8/8 100.00%	Under Votes: 3951			Over Votes: 0			 			<b>NON - Keith O'DONNELL</b>	<b>1,681</b>	<b>46.00%</b>	<b>NON - Leon HARRIS</b>	<b>1,733</b>	<b>47.43%</b>	Write-In	240	6.57%	<b>Total ...</b>	<b>3,654</b>	<b>100.00%</b>																											
<b>Local BOE- Chesilhurst Boro</b>	(1)	1/1 100.00%																																																																										
Under Votes: 369																																																																												
Over Votes: 0																																																																												
<b>NON - Pearl SAYLOR</b>	<b>272</b>	<b>50.65%</b>																																																																										
<b>NON - Jordan J. LYLES</b>	<b>258</b>	<b>48.04%</b>																																																																										
Write-In	7	1.30%																																																																										
<b>Total ...</b>	<b>537</b>	<b>100.00%</b>																																																																										
<b>Local BOE-Gloucester City</b>	(8)	8/8 100.00%																																																																										
Under Votes: 3951																																																																												
Over Votes: 0																																																																												
<b>NON - Keith O'DONNELL</b>	<b>1,681</b>	<b>46.00%</b>																																																																										
<b>NON - Leon HARRIS</b>	<b>1,733</b>	<b>47.43%</b>																																																																										
Write-In	240	6.57%																																																																										
<b>Total ...</b>	<b>3,654</b>	<b>100.00%</b>																																																																										
<table border="0" style="width: 100%;"> <tr> <td style="border-top: 1px solid black;"><b>Local BOE Clementon Boro UNEX</b></td> <td style="text-align: right;">(3)</td> <td style="text-align: right;">3/3 100.00%</td> </tr> <tr> <td>Under Votes: 1173</td> <td></td> <td></td> </tr> <tr> <td>Over Votes: 0</td> <td></td> <td></td> </tr> <tr> <td> </td> <td></td> <td></td> </tr> <tr> <td>Write-In</td> <td style="text-align: right;">36</td> <td style="text-align: right;">100.00%</td> </tr> <tr> <td style="text-align: right;"><b>Total ...</b></td> <td style="text-align: right;"><b>36</b></td> <td style="text-align: right;"><b>100.00%</b></td> </tr> </table>	<b>Local BOE Clementon Boro UNEX</b>	(3)	3/3 100.00%	Under Votes: 1173			Over Votes: 0			 			Write-In	36	100.00%	<b>Total ...</b>	<b>36</b>	<b>100.00%</b>	<table border="0" style="width: 100%;"> <tr> <td style="border-top: 1px solid black;"><b>Black Horse Pike Regional Member BOE</b></td> <td style="text-align: right;">(40)</td> <td style="text-align: right;">40/40 100.00%</td> </tr> <tr> <td>Under Votes: 6809</td> <td></td> <td></td> </tr> <tr> <td>Over Votes: 0</td> <td></td> <td></td> </tr> <tr> <td> </td> <td></td> <td></td> </tr> <tr> <td><b>NON - Robert DiMAULO</b></td> <td style="text-align: right;"><b>11,675</b></td> <td style="text-align: right;"><b>98.54%</b></td> </tr> <tr> <td>Write-In</td> <td style="text-align: right;">173</td> <td style="text-align: right;">1.46%</td> </tr> <tr> <td style="text-align: right;"><b>Total ...</b></td> <td style="text-align: right;"><b>11,848</b></td> <td style="text-align: right;"><b>100.00%</b></td> </tr> </table>	<b>Black Horse Pike Regional Member BOE</b>	(40)	40/40 100.00%	Under Votes: 6809			Over Votes: 0			 			<b>NON - Robert DiMAULO</b>	<b>11,675</b>	<b>98.54%</b>	Write-In	173	1.46%	<b>Total ...</b>	<b>11,848</b>	<b>100.00%</b>																																				
<b>Local BOE Clementon Boro UNEX</b>	(3)	3/3 100.00%																																																																										
Under Votes: 1173																																																																												
Over Votes: 0																																																																												
Write-In	36	100.00%																																																																										
<b>Total ...</b>	<b>36</b>	<b>100.00%</b>																																																																										
<b>Black Horse Pike Regional Member BOE</b>	(40)	40/40 100.00%																																																																										
Under Votes: 6809																																																																												
Over Votes: 0																																																																												
<b>NON - Robert DiMAULO</b>	<b>11,675</b>	<b>98.54%</b>																																																																										
Write-In	173	1.46%																																																																										
<b>Total ...</b>	<b>11,848</b>	<b>100.00%</b>																																																																										
<table border="0" style="width: 100%;"> <tr> <td style="border-top: 1px solid black;"><b>Local BOE- Clementon Boro</b></td> <td style="text-align: right;">(3)</td> <td style="text-align: right;">3/3 100.00%</td> </tr> <tr> <td>Under Votes: 2248</td> <td></td> <td></td> </tr> <tr> <td>Over Votes: 0</td> <td></td> <td></td> </tr> <tr> <td> </td> <td></td> <td></td> </tr> <tr> <td><b>NON - Jordan BUSCH</b></td> <td style="text-align: right;"><b>671</b></td> <td style="text-align: right;"><b>48.66%</b></td> </tr> <tr> <td><b>NON - Danielle AUBRY</b></td> <td style="text-align: right;"><b>665</b></td> <td style="text-align: right;"><b>48.22%</b></td> </tr> <tr> <td>Write-In</td> <td style="text-align: right;">43</td> <td style="text-align: right;">3.12%</td> </tr> <tr> <td style="text-align: right;"><b>Total ...</b></td> <td style="text-align: right;"><b>1,379</b></td> <td style="text-align: right;"><b>100.00%</b></td> </tr> </table>	<b>Local BOE- Clementon Boro</b>	(3)	3/3 100.00%	Under Votes: 2248			Over Votes: 0			 			<b>NON - Jordan BUSCH</b>	<b>671</b>	<b>48.66%</b>	<b>NON - Danielle AUBRY</b>	<b>665</b>	<b>48.22%</b>	Write-In	43	3.12%	<b>Total ...</b>	<b>1,379</b>	<b>100.00%</b>	<table border="0" style="width: 100%;"> <tr> <td style="border-top: 1px solid black;"><b>Local BOE- Gloucester Township</b></td> <td style="text-align: right;">(40)</td> <td style="text-align: right;">40/40 100.00%</td> </tr> <tr> <td>Under Votes: 15857</td> <td></td> <td></td> </tr> <tr> <td>Over Votes: 219</td> <td></td> <td></td> </tr> <tr> <td> </td> <td></td> <td></td> </tr> <tr> <td><b>NON - Keith GIBBONS</b></td> <td style="text-align: right;"><b>5,974</b></td> <td style="text-align: right;"><b>14.97%</b></td> </tr> <tr> <td>NON - John AUSTIN</td> <td style="text-align: right;">3,336</td> <td style="text-align: right;">8.36%</td> </tr> <tr> <td><b>NON - Nancy B. FRITZ</b></td> <td style="text-align: right;"><b>5,084</b></td> <td style="text-align: right;"><b>12.74%</b></td> </tr> <tr> <td>NON - Philip DESIEN</td> <td style="text-align: right;">1,820</td> <td style="text-align: right;">4.56%</td> </tr> <tr> <td><b>NON - Jennifer O'DONNELL</b></td> <td style="text-align: right;"><b>6,878</b></td> <td style="text-align: right;"><b>17.24%</b></td> </tr> <tr> <td>NON - Dena HENDRY</td> <td style="text-align: right;">4,135</td> <td style="text-align: right;">10.36%</td> </tr> <tr> <td>NON - James W. WINTRODE, JR.</td> <td style="text-align: right;">796</td> <td style="text-align: right;">1.99%</td> </tr> <tr> <td>NON - Gabrielle MELIS</td> <td style="text-align: right;">3,996</td> <td style="text-align: right;">10.01%</td> </tr> <tr> <td>NON - Melissa TREGER</td> <td style="text-align: right;">2,143</td> <td style="text-align: right;">5.37%</td> </tr> <tr> <td>NON - Jarod THOMAS</td> <td style="text-align: right;">1,641</td> <td style="text-align: right;">4.11%</td> </tr> <tr> <td>NON - Matthew Elliott WILSON</td> <td style="text-align: right;">4,010</td> <td style="text-align: right;">10.05%</td> </tr> <tr> <td>Write-In</td> <td style="text-align: right;">88</td> <td style="text-align: right;">0.22%</td> </tr> <tr> <td style="text-align: right;"><b>Total ...</b></td> <td style="text-align: right;"><b>39,901</b></td> <td style="text-align: right;"><b>100.00%</b></td> </tr> </table>	<b>Local BOE- Gloucester Township</b>	(40)	40/40 100.00%	Under Votes: 15857			Over Votes: 219			 			<b>NON - Keith GIBBONS</b>	<b>5,974</b>	<b>14.97%</b>	NON - John AUSTIN	3,336	8.36%	<b>NON - Nancy B. FRITZ</b>	<b>5,084</b>	<b>12.74%</b>	NON - Philip DESIEN	1,820	4.56%	<b>NON - Jennifer O'DONNELL</b>	<b>6,878</b>	<b>17.24%</b>	NON - Dena HENDRY	4,135	10.36%	NON - James W. WINTRODE, JR.	796	1.99%	NON - Gabrielle MELIS	3,996	10.01%	NON - Melissa TREGER	2,143	5.37%	NON - Jarod THOMAS	1,641	4.11%	NON - Matthew Elliott WILSON	4,010	10.05%	Write-In	88	0.22%	<b>Total ...</b>	<b>39,901</b>	<b>100.00%</b>
<b>Local BOE- Clementon Boro</b>	(3)	3/3 100.00%																																																																										
Under Votes: 2248																																																																												
Over Votes: 0																																																																												
<b>NON - Jordan BUSCH</b>	<b>671</b>	<b>48.66%</b>																																																																										
<b>NON - Danielle AUBRY</b>	<b>665</b>	<b>48.22%</b>																																																																										
Write-In	43	3.12%																																																																										
<b>Total ...</b>	<b>1,379</b>	<b>100.00%</b>																																																																										
<b>Local BOE- Gloucester Township</b>	(40)	40/40 100.00%																																																																										
Under Votes: 15857																																																																												
Over Votes: 219																																																																												
<b>NON - Keith GIBBONS</b>	<b>5,974</b>	<b>14.97%</b>																																																																										
NON - John AUSTIN	3,336	8.36%																																																																										
<b>NON - Nancy B. FRITZ</b>	<b>5,084</b>	<b>12.74%</b>																																																																										
NON - Philip DESIEN	1,820	4.56%																																																																										
<b>NON - Jennifer O'DONNELL</b>	<b>6,878</b>	<b>17.24%</b>																																																																										
NON - Dena HENDRY	4,135	10.36%																																																																										
NON - James W. WINTRODE, JR.	796	1.99%																																																																										
NON - Gabrielle MELIS	3,996	10.01%																																																																										
NON - Melissa TREGER	2,143	5.37%																																																																										
NON - Jarod THOMAS	1,641	4.11%																																																																										
NON - Matthew Elliott WILSON	4,010	10.05%																																																																										
Write-In	88	0.22%																																																																										
<b>Total ...</b>	<b>39,901</b>	<b>100.00%</b>																																																																										
<table border="0" style="width: 100%;"> <tr> <td style="border-top: 1px solid black;"><b>Local BOE- Collingswood Boro</b></td> <td style="text-align: right;">(12)</td> <td style="text-align: right;">12/12 100.00%</td> </tr> <tr> <td>Under Votes: 4018</td> <td></td> <td></td> </tr> <tr> <td>Over Votes: 102</td> <td></td> <td></td> </tr> <tr> <td> </td> <td></td> <td></td> </tr> <tr> <td><b>NON - Kelly MAIA</b></td> <td style="text-align: right;"><b>3,327</b></td> <td style="text-align: right;"><b>26.78%</b></td> </tr> <tr> <td>NON - Kevin CAREY</td> <td style="text-align: right;">2,752</td> <td style="text-align: right;">22.15%</td> </tr> <tr> <td><b>NON - Meghan MIKULSKI</b></td> <td style="text-align: right;"><b>3,467</b></td> <td style="text-align: right;"><b>27.91%</b></td> </tr> <tr> <td><b>NON - Kate SELTZER</b></td> <td style="text-align: right;"><b>2,771</b></td> <td style="text-align: right;"><b>22.31%</b></td> </tr> <tr> <td>Write-In</td> <td style="text-align: right;">105</td> <td style="text-align: right;">0.85%</td> </tr> <tr> <td style="text-align: right;"><b>Total ...</b></td> <td style="text-align: right;"><b>12,422</b></td> <td style="text-align: right;"><b>100.00%</b></td> </tr> </table>	<b>Local BOE- Collingswood Boro</b>	(12)	12/12 100.00%	Under Votes: 4018			Over Votes: 102			 			<b>NON - Kelly MAIA</b>	<b>3,327</b>	<b>26.78%</b>	NON - Kevin CAREY	2,752	22.15%	<b>NON - Meghan MIKULSKI</b>	<b>3,467</b>	<b>27.91%</b>	<b>NON - Kate SELTZER</b>	<b>2,771</b>	<b>22.31%</b>	Write-In	105	0.85%	<b>Total ...</b>	<b>12,422</b>	<b>100.00%</b>	<table border="0" style="width: 100%;"> <tr> <td style="border-top: 1px solid black;"><b>Local BOE-Haddonfield Boro UNEX</b></td> <td style="text-align: right;">(10)</td> <td style="text-align: right;">10/10 100.00%</td> </tr> <tr> <td>Under Votes: 492</td> <td></td> <td></td> </tr> <tr> <td>Over Votes: 32</td> <td></td> <td></td> </tr> <tr> <td> </td> <td></td> <td></td> </tr> <tr> <td>NON - Mark CARTELLA</td> <td style="text-align: right;">2,002</td> <td style="text-align: right;">38.13%</td> </tr> <tr> <td><b>NON - Michael NUCKOLS</b></td> <td style="text-align: right;"><b>3,237</b></td> <td style="text-align: right;"><b>61.66%</b></td> </tr> <tr> <td>Write-In</td> <td style="text-align: right;">11</td> <td style="text-align: right;">0.21%</td> </tr> <tr> <td style="text-align: right;"><b>Total ...</b></td> <td style="text-align: right;"><b>5,250</b></td> <td style="text-align: right;"><b>100.00%</b></td> </tr> </table>	<b>Local BOE-Haddonfield Boro UNEX</b>	(10)	10/10 100.00%	Under Votes: 492			Over Votes: 32			 			NON - Mark CARTELLA	2,002	38.13%	<b>NON - Michael NUCKOLS</b>	<b>3,237</b>	<b>61.66%</b>	Write-In	11	0.21%	<b>Total ...</b>	<b>5,250</b>	<b>100.00%</b>																					
<b>Local BOE- Collingswood Boro</b>	(12)	12/12 100.00%																																																																										
Under Votes: 4018																																																																												
Over Votes: 102																																																																												
<b>NON - Kelly MAIA</b>	<b>3,327</b>	<b>26.78%</b>																																																																										
NON - Kevin CAREY	2,752	22.15%																																																																										
<b>NON - Meghan MIKULSKI</b>	<b>3,467</b>	<b>27.91%</b>																																																																										
<b>NON - Kate SELTZER</b>	<b>2,771</b>	<b>22.31%</b>																																																																										
Write-In	105	0.85%																																																																										
<b>Total ...</b>	<b>12,422</b>	<b>100.00%</b>																																																																										
<b>Local BOE-Haddonfield Boro UNEX</b>	(10)	10/10 100.00%																																																																										
Under Votes: 492																																																																												
Over Votes: 32																																																																												
NON - Mark CARTELLA	2,002	38.13%																																																																										
<b>NON - Michael NUCKOLS</b>	<b>3,237</b>	<b>61.66%</b>																																																																										
Write-In	11	0.21%																																																																										
<b>Total ...</b>	<b>5,250</b>	<b>100.00%</b>																																																																										
<table border="0" style="width: 100%;"> <tr> <td style="border-top: 1px solid black;"><b>Eastern Cam Co Reg BOE-Gibbsboro</b></td> <td style="text-align: right;">(2)</td> <td style="text-align: right;">2/2 100.00%</td> </tr> <tr> <td>Under Votes: 191</td> <td></td> <td></td> </tr> <tr> <td>Over Votes: 0</td> <td></td> <td></td> </tr> <tr> <td> </td> <td></td> <td></td> </tr> <tr> <td><b>NON - Dennis F. DEICHERT</b></td> <td style="text-align: right;"><b>608</b></td> <td style="text-align: right;"><b>99.35%</b></td> </tr> <tr> <td>Write-In</td> <td style="text-align: right;">4</td> <td style="text-align: right;">0.65%</td> </tr> <tr> <td style="text-align: right;"><b>Total ...</b></td> <td style="text-align: right;"><b>612</b></td> <td style="text-align: right;"><b>100.00%</b></td> </tr> </table>	<b>Eastern Cam Co Reg BOE-Gibbsboro</b>	(2)	2/2 100.00%	Under Votes: 191			Over Votes: 0			 			<b>NON - Dennis F. DEICHERT</b>	<b>608</b>	<b>99.35%</b>	Write-In	4	0.65%	<b>Total ...</b>	<b>612</b>	<b>100.00%</b>	<table border="0" style="width: 100%;"> <tr> <td style="border-top: 1px solid black;"><b>Local BOE- Haddonfield Boro</b></td> <td style="text-align: right;">(10)</td> <td style="text-align: right;">10/10 100.00%</td> </tr> <tr> <td>Under Votes: 5543</td> <td></td> <td></td> </tr> <tr> <td>Over Votes: 6</td> <td></td> <td></td> </tr> <tr> <td> </td> <td></td> <td></td> </tr> <tr> <td><b>NON - Linda HOCHGERTEL</b></td> <td style="text-align: right;"><b>3,862</b></td> <td style="text-align: right;"><b>32.80%</b></td> </tr> <tr> <td><b>NON - Jaime GROOKETT</b></td> <td style="text-align: right;"><b>3,879</b></td> <td style="text-align: right;"><b>32.95%</b></td> </tr> <tr> <td><b>NON - Gregory ESEMPHARE</b></td> <td style="text-align: right;"><b>3,750</b></td> <td style="text-align: right;"><b>31.85%</b></td> </tr> <tr> <td>Write-In</td> <td style="text-align: right;">282</td> <td style="text-align: right;">2.40%</td> </tr> <tr> <td style="text-align: right;"><b>Total ...</b></td> <td style="text-align: right;"><b>11,773</b></td> <td style="text-align: right;"><b>100.00%</b></td> </tr> </table>	<b>Local BOE- Haddonfield Boro</b>	(10)	10/10 100.00%	Under Votes: 5543			Over Votes: 6			 			<b>NON - Linda HOCHGERTEL</b>	<b>3,862</b>	<b>32.80%</b>	<b>NON - Jaime GROOKETT</b>	<b>3,879</b>	<b>32.95%</b>	<b>NON - Gregory ESEMPHARE</b>	<b>3,750</b>	<b>31.85%</b>	Write-In	282	2.40%	<b>Total ...</b>	<b>11,773</b>	<b>100.00%</b>																											
<b>Eastern Cam Co Reg BOE-Gibbsboro</b>	(2)	2/2 100.00%																																																																										
Under Votes: 191																																																																												
Over Votes: 0																																																																												
<b>NON - Dennis F. DEICHERT</b>	<b>608</b>	<b>99.35%</b>																																																																										
Write-In	4	0.65%																																																																										
<b>Total ...</b>	<b>612</b>	<b>100.00%</b>																																																																										
<b>Local BOE- Haddonfield Boro</b>	(10)	10/10 100.00%																																																																										
Under Votes: 5543																																																																												
Over Votes: 6																																																																												
<b>NON - Linda HOCHGERTEL</b>	<b>3,862</b>	<b>32.80%</b>																																																																										
<b>NON - Jaime GROOKETT</b>	<b>3,879</b>	<b>32.95%</b>																																																																										
<b>NON - Gregory ESEMPHARE</b>	<b>3,750</b>	<b>31.85%</b>																																																																										
Write-In	282	2.40%																																																																										
<b>Total ...</b>	<b>11,773</b>	<b>100.00%</b>																																																																										

**CAM\_20221108\_E**  
**November 8, 2022**  
**Summary Report**  
**Camden County**  
**OFFICIAL RESULTS**

<b>Local BOE- Haddon Heights Boro</b>	(7)	7/7	100.00%	<b>Local BOE- Lindenwold Boro (cont'd...)</b>	(9)	9/9	100.00%
Under Votes:		3110		Write-In		32	0.51%
Over Votes:		81					
				<b>Total ...</b>		<b>6,228</b>	<b>100.00%</b>
<b>NON - Monica SCHRANK</b>		<b>1,772</b>	<b>24.73%</b>	<b>Local BOE-Magnolia Boro</b>	(4)	4/4	100.00%
<b>NON - Lisa LONG</b>		<b>2,113</b>	<b>29.49%</b>	Under Votes:		1442	
NON - Raymond CLARK		1,285	17.93%	Over Votes:		0	
<b>NON - Stacey AUGUSTINE</b>		<b>1,946</b>	<b>27.16%</b>	<b>NON - Rebecca Lang STAFFIERI</b>		<b>794</b>	<b>33.53%</b>
Write-In		49	0.68%	<b>NON - Mark W. GODFREY</b>		<b>777</b>	<b>32.81%</b>
<b>Total ...</b>		<b>7,165</b>	<b>100.00%</b>	<b>NON - Alyssa VAZQUEZ-COLON</b>		<b>782</b>	<b>33.02%</b>
<b>Local BOE- Haddon Township</b>	(15)	15/15	100.00%	Write-In		15	0.63%
Under Votes:		4467		<b>Total ...</b>		<b>2,368</b>	<b>100.00%</b>
Over Votes:		90		<b>Local BOE- Merchantville Boro</b>	(3)	3/3	100.00%
NON - Andrew J. O'MALLEY		2,849	18.97%	Under Votes:		2741	
<b>NON - Renee BILLINGSLEY</b>		<b>3,408</b>	<b>22.69%</b>	Over Votes:		9	
<b>NON - Kristyn SOUDER</b>		<b>2,909</b>	<b>19.37%</b>	<b>NON - Amanda AARON</b>		<b>744</b>	<b>73.96%</b>
<b>NON - Marie E. DEZII</b>		<b>3,101</b>	<b>20.65%</b>	Write-In		262	26.04%
NON - Christopher COOK		2,693	17.93%	<b>Total ...</b>		<b>1,006</b>	<b>100.00%</b>
Write-In		58	0.39%	<b>Local BOE- Mt Ephraim Boro</b>	(4)	4/4	100.00%
<b>Total ...</b>		<b>15,018</b>	<b>100.00%</b>	Under Votes:		1350	
<b>Local BOE- Laurel Springs Boro</b>	(2)	2/2	100.00%	Over Votes:		48	
Under Votes:		999		<b>NON - Michelle V. CANNADAY</b>		<b>776</b>	<b>25.33%</b>
Over Votes:		0		<b>NON - Johnathan MAXSON</b>		<b>850</b>	<b>27.75%</b>
<b>NON - Matthew MINDER</b>		<b>462</b>	<b>42.54%</b>	NON - Lewis GREENWOOD, JR.		698	22.79%
<b>NON - Kimberley BRISBIN</b>		<b>495</b>	<b>45.58%</b>	<b>NON - Patricia BLAYLOCK</b>		<b>718</b>	<b>23.44%</b>
Write-In		129	11.88%	Write-In		21	0.69%
<b>Total ...</b>		<b>1,086</b>	<b>100.00%</b>	<b>Total ...</b>		<b>3,063</b>	<b>100.00%</b>
<b>Local BOE-Lawnside UNEX</b>	(2)	2/2	100.00%	<b>Local BOE- Oaklyn Boro</b>	(4)	4/4	100.00%
Under Votes:		993		Under Votes:		2336	
Over Votes:		0		Over Votes:		6	
Write-In		27	100.00%	<b>NON - Todd SCHAEFER</b>		<b>969</b>	<b>46.99%</b>
<b>Total ...</b>		<b>27</b>	<b>100.00%</b>	<b>NON - William T. STAUTS</b>		<b>931</b>	<b>45.15%</b>
<b>Local BOE- Lawnside Boro</b>	(2)	2/2	100.00%	Write-In		162	7.86%
Under Votes:		2509		<b>Total ...</b>		<b>2,062</b>	<b>100.00%</b>
Over Votes:		0		<b>Local BOE- Pennsauken Township</b>	(24)	24/24	100.00%
<b>NON - Fatimah HAYES</b>		<b>522</b>	<b>94.74%</b>	Under Votes:		10646	
Write-In		29	5.26%	Over Votes:		6	
<b>Total ...</b>		<b>551</b>	<b>100.00%</b>	<b>NON - Nicholas PERRY</b>		<b>5,065</b>	<b>33.24%</b>
<b>Local BOE- Lindenwold Boro</b>	(9)	9/9	100.00%	<b>NON - Osvaldo ALVES, III</b>		<b>4,903</b>	<b>32.18%</b>
Under Votes:		3669		<b>NON - Jo Ann YOUNG</b>		<b>5,077</b>	<b>33.32%</b>
Over Votes:		0		Write-In		193	1.27%
<b>NON - Cathy MONCRIEF</b>		<b>2,088</b>	<b>33.53%</b>	<b>Total ...</b>		<b>15,238</b>	<b>100.00%</b>
<b>NON - Kevin McGAHEY</b>		<b>2,038</b>	<b>32.72%</b>				
<b>NON - Cortney RICHARDSON</b>		<b>2,070</b>	<b>33.24%</b>				



**CAM\_20221108\_E**  
**November 8, 2022**  
**Summary Report**  
**Camden County**  
**OFFICIAL RESULTS**

<b>Local BOE- Pine Hill Boro</b>	(6)	6/6 100.00%	<b>Local BOE- Somerdale Boro (cont'd...)</b>	(4)	4/4 100.00%
Under Votes: 4121			Write-In		6 0.21%
Over Votes: 0			<b>Total ...</b>		<b>2,891 100.00%</b>
<b>NON - Robert ROZZELLE</b>		<b>1,524 48.05%</b>	<b>Sterling Regional Member BOE Stratforc</b>	(6)	6/6 100.00%
<b>NON - Christine BOYD</b>		<b>1,578 49.75%</b>	Under Votes: 1368		
Write-In		70 2.21%	Over Votes: 0		
<b>Total ...</b>		<b>3,172 100.00%</b>	<b>NON - William 'Bill' HILTNER</b>		<b>1,525 49.51%</b>
<b>Black Horse Pike Regional Member BOE</b>	(6)	6/6 100.00%	<b>NON - Jason CLARK</b>		<b>1,526 49.55%</b>
Under Votes: 810			Write-In		29 0.94%
Over Votes: 2			<b>Total ...</b>		<b>3,080 100.00%</b>
<b>NON - Patricia WILSON</b>		<b>1,571 98.99%</b>	<b>Local BOE- Stratford Boro</b>	(6)	6/6 100.00%
Write-In		16 1.01%	Under Votes: 2165		
<b>Total ...</b>		<b>1,587 100.00%</b>	Over Votes: 3		
<b>Local BOE-Runnemede Boro UNEX</b>	(6)	6/6 100.00%	<b>NON - Sue BOVE</b>		<b>1,487 33.02%</b>
Under Votes: 827			<b>NON - Stephanie NELSON</b>		<b>1,496 33.21%</b>
Over Votes: 1			<b>NON - Dawn MARTIN</b>		<b>1,493 33.15%</b>
<b>NON - Samantha SPAULDING</b>		<b>1,558 99.17%</b>	Write-In		28 0.62%
Write-In		13 0.83%	<b>Total ...</b>		<b>4,504 100.00%</b>
<b>Total ...</b>		<b>1,571 100.00%</b>	<b>Eastern Cam Co Regional Member BOE</b>	(19)	19/19 100.00%
<b>Local BOE- Runnemede Boro</b>	(6)	6/6 100.00%	Under Votes: 7509		
Under Votes: 2769			Over Votes: 0		
Over Votes: 0			<b>NON - Hillary J. GARR</b>		<b>6,411 50.01%</b>
<b>NON - Barbara SAMS</b>		<b>1,473 33.27%</b>	<b>NON - Jude BROWN</b>		<b>6,317 49.28%</b>
<b>NON - Maria PANZARELLA</b>		<b>1,471 33.22%</b>	Write-In		91 0.71%
<b>NON - Naomi L. DAVIDSON</b>		<b>1,448 32.70%</b>	<b>Total ...</b>		<b>12,819 100.00%</b>
Write-In		36 0.81%	<b>Local BOE-Voorhees UNEX</b>	(19)	19/19 100.00%
<b>Total ...</b>		<b>4,428 100.00%</b>	Under Votes: 2388		
<b>Local BOE- Somerdale Boro UNEX</b>	(4)	4/4 100.00%	Over Votes: 227		
Under Votes: 1502			<b>NON - Julie KETOVER</b>		<b>4,825 63.92%</b>
Over Votes: 0			<b>NON - Kelli BARSONY</b>		2,698 35.74%
Write-In		41 100.00%	Write-In		25 0.33%
<b>Total ...</b>		<b>41 100.00%</b>	<b>Total ...</b>		<b>7,548 100.00%</b>
<b>Local BOE- Somerdale Boro</b>	(4)	4/4 100.00%	<b>Local BOE- Voorhees</b>	(19)	19/19 100.00%
Under Votes: 1735			Under Votes: 7160		
Over Votes: 3			Over Votes: 186		
<b>NON - James N. ANDERSON</b>		<b>965 33.38%</b>	<b>NON - Scott FALK</b>		1,679 7.25%
<b>NON - Barbara BOYLE</b>		<b>963 33.31%</b>	<b>NON - Julienne VERDI</b>		<b>4,496 19.42%</b>
<b>NON - Tara L. VOIGT</b>		<b>957 33.10%</b>	<b>NON - Maureen RUTTER</b>		<b>4,288 18.53%</b>
			<b>NON - Jacob ROSNER</b>		<b>4,098 17.71%</b>
			<b>NON - Eric SIMKIN</b>		2,406 10.39%
			<b>NON - Tara EDEL</b>		2,496 10.78%
			<b>NON - Deborah WELLINGS</b>		2,282 9.86%
			<b>NON - Jennifer Branch STEWART</b>		1,362 5.88%

**CAM\_20221108\_E**  
**November 8, 2022**  
**Summary Report**  
**Camden County**  
**OFFICIAL RESULTS**

**Local BOE- Voorhees (cont'd...)** (19) 19/19 100.00%  
 Write-In 39 0.17%  
**Total ... 23,146 100.00%**

**Local BOE- Waterford Township** (8) 8/8 100.00%  
 Under Votes: 6562  
 Over Votes: 0

**NON - Thomas A. LEACH** 2,081 46.01%  
**NON - Daniel HOOVER** 2,050 45.32%  
 Write-In 392 8.67%  
**Total ... 4,523 100.00%**

**Local BOE- Winslow Township** (21) 21/21 100.00%  
 Under Votes: 9848  
 Over Votes: 327

**NON - Julie A. PETERSON** 4,809 18.60%  
 NON - John M. SHAW, JR. 3,562 13.78%  
**NON - Debora 'Debbie' ESPOSITO** 5,433 21.02%  
 NON - Larry BLAKE 3,460 13.38%  
 NON - Abena McCLENDON 3,715 14.37%  
**NON - Joe THOMAS** 4,793 18.54%  
 Write-In 80 0.31%  
**Total ... 25,852 100.00%**

**Local BOE Woodlynne UNEX 1Yr** (2) 2/2 100.00%  
 Under Votes: 350  
 Over Votes: 0

Write-In 22 100.00%  
**Total ... 22 100.00%**

**Local BOE- Woodlynne Boro** (2) 2/2 100.00%  
 Under Votes: 340  
 Over Votes: 0

**NON - Xiomara RIVERA** 197 48.76%  
**NON - Heidemarie WOOD** 195 48.27%  
 Write-In 12 2.97%  
**Total ... 404 100.00%**

**Member Board of Fire Comm- Berlin Twi** (4) 4/4 100.00%  
 Under Votes: 1200  
 Over Votes: 0

**NON - Kevin R. JOHNSON** 1,277 49.57%  
**NON - J. Michael McGEE** 1,291 50.12%  
 Write-In 8 0.31%  
**Total ... 2,576 100.00%**

**Member Board of Fire Comm FD13-Cher** (48) 48/48 100.00%  
 Under Votes: 16810  
 Over Votes: 180

**NON - Ryan M. DORAN** 12,157 33.14%

**Member Board of Fire Comm FD13-Cher** (48) 48/48 100.00%  
 NON - David GORENBERG 12,152 33.12%  
**NON - Sara LIPSETT** 12,289 33.50%  
 Write-In 88 0.24%  
**Total ... 36,686 100.00%**

**Member Board of Fire Comm.-Pine Hill FI** (6) 6/6 100.00%  
 Under Votes: 654  
 Over Votes: 0

**NON - Michael HAGARTY** 1,765 99.32%  
 Write-In 12 0.68%  
**Total ... 1,777 100.00%**

**Member Board of Fire CommFD1-Winslow** (21) 21/21 100.00%  
 Under Votes: 2781  
 Over Votes: 1

**NON - Richard T. IANNACO** 9,175 99.44%  
 Write-In 52 0.56%  
**Total ... 9,227 100.00%**



**COUNTY OF CAMDEN  
GENERAL ELECTION  
NOVEMBER 8, 2022**

**REJECTED MAIL-IN AND PROVISIONAL BALLOTS**

<b>MUNICIPALITY</b>	<b>REJECTED MAIL-IN</b>	<b>REJECTED PROVISIONAL</b>	<b>TOTAL REJECTED</b>
AUDUBON BORO	3	4	7
AUDUBON PARK BORO	0	0	0
BARRINGTON BORO	6	10	16
BELLMAWR BORO	5	28	33
BERLIN BORO	3	9	12
BERLIN TWP.	6	6	12
BROOKLAWN BORO	0	1	1
CAMDEN CITY WARD 1	2	25	27
CAMDEN CITY WARD 2	7	23	30
CAMDEN CITY WARD 3	4	18	22
CAMDEN CITY WARD 4	3	47	50
CHERRY HILL TWP.	45	101	146
CHESILHURST BORO	4	3	7
CLEMENTON BORO	0	6	6
COLLINGSWOOD BORO	6	4	10
GIBBSBORO BORO	2	2	4
GLOUCESTER CITY WARD 1	0	0	0
GLOUCESTER CITY WARD 2	4	6	10
GLOUCESTER CITY WARD 3	3	0	3
GLOUCESTER TWP.	39	65	104
HADDON TWP.	6	18	24
HADDONFIELD BORO	10	14	24
HADDON HEIGHTS BORO	3	7	10
HI-NELLA BORO	0	0	0
LAUREL SPRINGS BORO	1	2	3
LAWNSIDE BORO	0	4	4
LINDENWOLD BORO	8	12	20
MAGNOLIA BORO	1	6	7
MERCHANTVILLE BORO	8	6	14
MOUNT EPHRAIM BORO	0	2	2
OAKLYN BORO	0	6	6
PENNSAUKEN TWP.	16	41	57
PINE HILL BORO	5	4	9
RUNNEMEDE BORO	5	9	14
SOMERDALE BORO	2	5	7
STRATFORD BORO	2	4	6
TAVISTOCK BORO	0	0	0
VOORHEES TWP.	20	31	51
WATERFORD TWP.	1	6	7
WINSLOW TWP. WARD 1	4	7	11
WINSLOW TWP. WARD 2	5	20	25
WINSLOW TWP. WARD 3	3	20	23
WINSLOW TWP. WARD 4	4	18	22
WOODLYNNE BORO	0	1	1
Total	246	601	847



**CAM\_20221108\_E**  
**November 8, 2022**  
**District Turnout Canvass**  
**Camden County**

	Registered	Ballots Cast	Turnout (%)	TC-Early Voting	TC-Emergency	TC-Machine	TC-Mail-In Ballot	TC-Provisional			
Audubon Borough	7126	3270	45.89	41		1746	1405	78			
Audubon Park Borough	831	360	43.32	4		212	133	11			
Barrington Borough	5363	2522	47.03	43		1325	1069	85			
Bellmawr Borough	8543	3641	42.62	53		2109	1396	83			
Berlin Borough	6308	2876	45.59	52		1611	1117	96			
Berlin Township	4584	1888	41.19	29		852	955	52			
Brooklawn Borough	1370	461	33.65	6		296	146	13			
Camden City	45391	7625	16.80	73		4022	3198	332			
Cherry Hill Twp	60167	26839	44.61	400		11420	13940	1079			
Chesilhurst Borough	1273	453	35.59	6		242	197	8			
Clementon Borough	3752	1209	32.22	15		624	538	32			
Collingswood Borough	11158	5514	49.42	220		2728	2423	143			
Gibbsboro Borough	1845	803	43.52	5		410	366	22			
Gloucester City	7748	2535	32.72	25		1510	942	58			
Gloucester Twp	50688	18659	36.81	322		9417	8419	501			
Haddon Twp	12942	6525	50.42	140		3238	2957	190			
Haddonfield Borough	10521	5774	54.88	179		2287	3125	183			
Haddon Heights Borough	6453	3452	53.49	53		1647	1656	96			
Hi-Nella Borough	716	218	30.45			119	92	7			
Laurel Springs Borough	1649	695	42.15	8		405	261	21			
Lawnside Borough	2541	1020	40.14	12		502	474	32			
Lindenwold Borough	11539	3299	28.59	44		1600	1573	82			
Magnolia Borough	3462	1270	36.68	14		762	448	46			
Merchantville Borough	2990	1252	41.87	72		602	539	39			
Mount Ephraim Borough	3711	1487	40.07	18		863	574	32			
Oaklyn Borough	3265	1468	44.96	24		828	588	28			
Pennsauken Twp	26628	8630	32.41	128		4559	3705	238			
Pine Hill Borough	7750	2431	31.37	34		1218	1086	93			
Runnemede Borough	6351	2399	37.77	80		1163	1096	60			
Somerdale Borough	4311	1543	35.79	15		896	585	47			
Stratford Borough	5427	2224	40.98	18		1123	1031	52			
Tavistock Borough	11	8	72.73				8				
Voorhees Twp	24149	10164	42.09	385		4063	5395	321			
Waterford Twp	8618	3695	42.88	78		2087	1437	93			
Winslow Twp	31225	12009	38.46	385		6012	5265	347			
Woodlynne Borough	1812	372	20.53	4		221	134	13			
Federal Overseas	0	76	0.00				76				
	392218	148666	37.90	2985	0	72719	68349	4613			



House of Representatives 1st District

		Registered	Ballots Cast	Turnout (%)	Donald W. NORCROSS	Claire GUSTAFSON	Patricia KLINE	Allen J. CANNON	Isaiah FLETCHER	Write-In				
Audubon Boro Dist 1	Total	892	371	41.59	227	128	6		6					
Audubon Boro Dist 2	Total	665	294	44.21	158	122	4	3	4					
Audubon Boro Dist 3	Total	1057	457	43.24	304	134	7	3	3					
Audubon Boro Dist 4	Total	688	326	47.38	194	124	2		2					
Audubon Boro Dist 5	Total	1034	409	39.56	247	146	3	1	4	2				
Audubon Boro Dist 6	Total	1161	511	44.01	315	181	10	1	4					
Audubon Boro Dist 7	Total	699	384	54.94	222	151	3		2					
Audubon Boro Dist 8	Total	930	440	47.31	288	127	6	1	12					
Audubon Boro Provisional	Total	0	78	0.00	49	20	1		2	1				
Audubon Boro Emergency Ballots	Total	0	0	0.00										
Audubon Borough	TC-Early Voting	7126	41	0.58	27	13			1					
Audubon Borough	TC-Emergency	7126	0	0.00										
Audubon Borough	TC-Machine	7126	1746	24.50	833	847	26	6	24	2				
Audubon Borough	TC-Mail-In Ballot	7126	1405	19.72	1095	253	15	3	12					
Audubon Borough	TC-Provisional	7126	78	1.09	49	20	1		2	1				
Audubon Borough	Total	7126	3270	45.89	2004	1133	42	9	39	3				
Audubon Park Dist 1	Total	831	349	42.00	199	120	7	2		1				
Audubon Park Provisional	Total	0	11	0.00	***	***	***	***	***	***	***	***	***	***
Audubon Park Emergency Ballots	Total	0	0	0.00										
Audubon Park Borough	TC-Early Voting	831	4	0.48	***	***	***	***	***	***	***	***	***	***
Audubon Park Borough	TC-Emergency	831	0	0.00										
Audubon Park Borough	TC-Machine	831	212	25.51	101	99	5	1	1					
Audubon Park Borough	TC-Mail-In Ballot	831	133	16.00	96	19	2	1						
Audubon Park Borough	TC-Provisional	831	11	1.32	***	***	***	***	***	***	***	***	***	***
Audubon Park Borough	Total	831	360	43.32	205	123	7	2		1				
Barrington Dist 1	Total	1231	630	51.18	337	265	8	2	4	2				
Barrington Dist 2	Total	981	438	44.65	278	148	3		6					
Barrington Dist 3	Total	1151	516	44.83	302	190	13		4					
Barrington Dist 4	Total	1470	566	38.50	326	211	7		4	1				
Barrington Dist 5	Total	530	287	54.15	182	96	4	1	1					
Barrington Provisional	Total	0	85	0.00	56	28								
Barrington Emergency Ballots	Total	0	0	0.00										
Barrington Borough	TC-Early Voting	5363	43	0.80	17	24	1							
Barrington Borough	TC-Emergency	5363	0	0.00										
Barrington Borough	TC-Machine	5363	1325	24.71	612	669	19	3	14	2				
Barrington Borough	TC-Mail-In Ballot	5363	1069	19.93	796	217	15		5	1				
Barrington Borough	TC-Provisional	5363	85	1.58	56	28								
Barrington Borough	Total	5363	2522	47.03	1481	938	35	3	19	3				
Bellmawr Dist 1	Total	1517	673	44.36	360	225	27	3	5	1				



House of Representatives 1st District

		Registered	Ballots Cast	Turnout (%)	Donald W. NORCROSS	Claire GUSTAFSON	Patricia KLINE	Allen J. CANNON	Isaiah FLETCHER	Write-In			
Bellmawr Dist 2	Total	1412	666	47.17	390	222	14	1	5	1			
Bellmawr Dist 3	Total	1273	446	35.04	254	148	21	1	6				
Bellmawr Dist 4	Total	1058	483	45.65	242	179	18	2	2	1			
Bellmawr Dist 5	Total	1038	376	36.22	218	123	12	1	2	1			
Bellmawr Dist 6	Total	1261	483	38.30	298	142	12	2	5				
Bellmawr Dist 7	Total	984	431	43.80	230	159	19	2	3				
Bellmawr Provisional	Total	0	83	0.00	45	23	3	2	2				
Bellmawr Emergency Ballots	Total	0	0	0.00									
Bellmawr Borough	TC-Early Voting	8543	53	0.62	24	26	1	1					
Bellmawr Borough	TC-Emergency	8543	0	0.00									
Bellmawr Borough	TC-Machine	8543	2109	24.69	954	940	84	8	19	2			
Bellmawr Borough	TC-Mail-In Ballot	8543	1396	16.34	1014	232	38	3	9	2			
Bellmawr Borough	TC-Provisional	8543	83	0.97	45	23	3	2	2				
Bellmawr Borough	Total	8543	3641	42.62	2037	1221	126	14	30	4			
Berlin Boro Dist 1	Total	1333	518	38.86	269	216	9	2	9				
Berlin Boro Dist 2	Total	1433	682	47.59	323	317	22		9	1			
Berlin Boro Dist 3	Total	1483	687	46.33	331	308	23	3	2				
Berlin Boro Dist 4	Total	1360	582	42.79	276	271	14	3	2				
Berlin Boro Dist 5	Total	699	311	44.49	141	146	3	1	5				
Berlin Boro Provisional	Total	0	96	0.00	47	38	6			1			
Berlin Boro Emergency Ballots	Total	0	0	0.00									
Berlin Borough	TC-Early Voting	6308	52	0.82	22	27		1					
Berlin Borough	TC-Emergency	6308	0	0.00									
Berlin Borough	TC-Machine	6308	1611	25.54	620	924	33	4	11	1			
Berlin Borough	TC-Mail-In Ballot	6308	1117	17.71	698	307	38	4	16				
Berlin Borough	TC-Provisional	6308	96	1.52	47	38	6			1			
Berlin Borough	Total	6308	2876	45.59	1387	1296	77	9	27	2			
Berlin Twp Dist 1	Total	1841	866	47.04	501	341	9		1	1			
Berlin Twp Dist 2	Total	736	269	36.55	158	102	3		3	1			
Berlin Twp Dist 3	Total	694	236	34.01	134	95	4						
Berlin Twp Dist 4	Total	1313	465	35.42	271	167	6	4	7				
Berlin Twp Provisional	Total	0	52	0.00	23	26	1						
Berlin Twp Emergency Ballots	Total	0	0	0.00									
Berlin Township	TC-Early Voting	4584	29	0.63	9	18	2						
Berlin Township	TC-Emergency	4584	0	0.00									
Berlin Township	TC-Machine	4584	852	18.59	347	480	11	2	5	2			
Berlin Township	TC-Mail-In Ballot	4584	955	20.83	708	207	9	2	6				
Berlin Township	TC-Provisional	4584	52	1.13	23	26	1						
Berlin Township	Total	4584	1888	41.19	1087	731	23	4	11	2			
Brooklawn Dist 1	Total	1370	448	32.70	271	161	7		2				

House of Representatives 1st District

		Registered	Ballots Cast	Turnout (%)	Donald W. NORCROSS	Claire GUSTAFSON	Patricia KLINE	Allen J. CANNON	Isaiah FLETCHER	Write-In				
Brooklawn Provisional	Total	0	13	0.00	***	***	***	***	***	***	***	***	***	***
Brooklawn Emergency Ballots	Total	0	0	0.00										
Brooklawn Borough	TC-Early Voting	1370	6	0.44	***	***	***	***	***	***	***	***	***	***
Brooklawn Borough	TC-Emergency	1370	0	0.00										
Brooklawn Borough	TC-Machine	1370	296	21.61	154	133	6		1					
Brooklawn Borough	TC-Mail-In Ballot	1370	146	10.66	113	26	1		1					
Brooklawn Borough	TC-Provisional	1370	13	0.95	***	***	***	***	***	***	***	***	***	***
Brooklawn Borough	Total	1370	461	33.65	282	162	7		2					
Camden City W1 D1	Total	598	86	14.38	79	1	2							
Camden City W1 D2	Total	1231	244	19.82	205	11	9	4	2	1				
Camden City W1 D3	Total	1118	211	18.87	180	7	10	2	1					
Camden City W1 D4	Total	961	130	13.53	113	4	7	2	1					
Camden City W1 D5	Total	1377	190	13.80	147	14	8	1	6					
Camden City W1 D6	Total	1337	216	16.16	161	25	7	1	5					
Camden City W1 D7	Total	889	91	10.24	82	4	1		1					
Camden City W1 D8	Total	926	232	25.05	188	16	6	4	1					
Camden City W1 D9	Total	1470	201	13.67	164	17	10	2	1					
Camden City W1 D10	Total	1224	170	13.89	139	18	6	1						
Camden City Ward 1 Provisional	Total	0	77	0.00	59	9	1		2					
Camden City W1 Emergency Ballots	Total	0	0	0.00										
Camden City W2 D1	Total	684	152	22.22	129	7	4		3	1				
Camden City W2 D2	Total	958	202	21.09	165	6	12	6	3					
Camden City W2 D3	Total	1044	275	26.34	245	4	8	2	1	1				
Camden City W2 D4	Total	749	126	16.82	107	9	5	4						
Camden City W2 D5	Total	857	133	15.52	108	8	3		2					
Camden City W2 D6	Total	1571	261	16.61	223	12	5	3	1					
Camden City W2 D7	Total	1065	220	20.66	195	8	5	2	2					
Camden City W2 D8	Total	1709	257	15.04	215	12	7	6	3					
Camden City W2 D9	Total	1788	264	14.77	222	15	8	2	2					
Camden City W2 D10	Total	831	106	12.76	93	7		2	1					
Camden City W2 D11	Total	781	105	13.44	77	8	4	4	2					
Camden City Ward 2 Provisional	Total	0	107	0.00	85	9	6							
Camden City W2 Emergency Ballots	Total	0	0	0.00										
Camden City W3 D1	Total	1102	138	12.52	109	16	1	1						
Camden City W3 D2	Total	1391	269	19.34	211	35	4	2	3	2				
Camden City W3 D3	Total	1075	161	14.98	127	15	7							
Camden City W3 D4	Total	1130	196	17.35	172	7	4	2	3					
Camden City W3 D5	Total	982	127	12.93	105	11	1		5					
Camden City W3 D6	Total	1133	232	20.48	191	13	7	3						
Camden City W3 D7	Total	1203	158	13.13	117	22	4	1						
Camden City W3 D8	Total	1314	230	17.50	176	31	5	1						
Camden City W3 D9	Total	1525	223	14.62	182	20	4	3	2					

House of Representatives 1st District

		Registered	Ballots Cast	Turnout (%)	Donald W. NORCROSS	Claire GUSTAFSON	Patricia KLINE	Allen J. CANNON	Isaiah FLETCHER	Write-In			
Camden City Ward 3 Provisional	Total	0	71	0.00	49	12	1						
Camden City W3 Emergency Ballots	Total	0	0	0.00									
Camden City W4 D1	Total	965	164	16.99	130	14	6	1	2				
Camden City W4 D2	Total	1119	92	8.22	69	15	3		1	1			
Camden City W4 D3	Total	1112	163	14.66	144	10	1						
Camden City W4 D4	Total	1201	170	14.15	134	16	3						
Camden City W4 D5	Total	993	132	13.29	111	12	1		1				
Camden City W4 D6	Total	1247	169	13.55	131	22	3	1	1				
Camden City W4 D7	Total	1110	153	13.78	128	16	1	1	1	1			
Camden City W4 D8	Total	1202	192	15.97	144	31	3	2	3				
Camden City W4 D9	Total	1225	218	17.80	168	35	6		3				
Camden City W4 D10	Total	1194	234	19.60	195	20	5	1	3	2			
Camden City Ward 4 Provisional	Total	0	77	0.00	55	7	1	3	1				
Camden City W4 Emergency Ballots	Total	0	0	0.00									
Camden City	TC-Early Voting	45391	73	0.16	58	6	5		2				
Camden City	TC-Emergency	45391	0	0.00									
Camden City	TC-Machine	45391	4022	8.86	3289	392	121	43	37	2			
Camden City	TC-Mail-In Ballot	45391	3198	7.05	2634	176	70	24	27	7			
Camden City	TC-Provisional	45391	332	0.73	248	37	9	3	3				
Camden City	Total	45391	7625	16.80	6229	611	205	70	69	9			
Cherry Hill Dist 1	Total	1153	570	49.44	342	199	9		7	1			
Cherry Hill Dist 2	Total	1371	477	34.79	304	154	6	2	3	1			
Cherry Hill Dist 3	Total	1267	412	32.52	247	150	8	1	2	1			
Cherry Hill Dist 4	Total	1396	538	38.54	332	177	10		3	2			
Cherry Hill Dist 5	Total	1274	527	41.37	356	145	7	2	6				
Cherry Hill Dist 6	Total	974	393	40.35	252	118	6		5	1			
Cherry Hill Dist 7	Total	1172	533	45.48	354	163	2		4	1			
Cherry Hill Dist 8	Total	1131	349	30.86	221	120	1	1	3				
Cherry Hill Dist 9	Total	2185	846	38.72	558	245	21	1		1			
Cherry Hill Dist 10	Total	856	380	44.39	206	163	5						
Cherry Hill Dist 11	Total	1358	550	40.50	331	190	10	1	7	2			
Cherry Hill Dist 12	Total	1552	588	37.89	377	187	8	1	3				
Cherry Hill Dist 13	Total	1100	548	49.82	306	214	8	2	6				
Cherry Hill Dist 14	Total	957	504	52.66	318	166	3		4	1			
Cherry Hill Dist 15	Total	1310	572	43.66	391	161	5	1	4				
Cherry Hill Dist 16	Total	848	423	49.88	310	101	4	1	2				
Cherry Hill Dist 17	Total	1329	572	43.04	402	156	4	1	1				
Cherry Hill Dist 18	Total	974	465	47.74	297	150	8	3	1				
Cherry Hill Dist 19	Total	1068	456	42.70	316	129	2		5				
Cherry Hill Dist 20	Total	2246	1071	47.68	686	345	11	2	9	2			
Cherry Hill Dist 21	Total	1444	544	37.67	331	184	5	3	5				
Cherry Hill Dist 22	Total	1167	583	49.96	359	206	3	3	5				

House of Representatives 1st District

		Registered	Ballots Cast	Turnout (%)	Donald W. NORCROSS	Claire GUSTAFSON	Patricia KLINE	Allen J. CANNON	Isaiah FLETCHER	Write-In				
Cherry Hill Dist 23	Total	1600	522	32.63	329	170	14		3					
Cherry Hill Dist 24	Total	1309	566	43.24	355	189	7	1	5					
Cherry Hill Dist 25	Total	1110	466	41.98	289	145	12	1	5	1				
Cherry Hill Dist 26	Total	1649	793	48.09	538	227	11		3					
Cherry Hill Dist 27	Total	1202	606	50.42	431	152	8	1	2	1				
Cherry Hill Dist 28	Total	1378	624	45.28	448	158	5	2	2	1				
Cherry Hill Dist 29	Total	1506	678	45.02	448	205	10	2	4	1				
Cherry Hill Dist 30	Total	759	387	50.99	291	82	3	1	4					
Cherry Hill Dist 31	Total	1656	631	38.10	476	140	2	1	3					
Cherry Hill Dist 32	Total	619	194	31.34	137	51	1		1					
Cherry Hill Dist 33	Total	1390	678	48.78	440	214	7		5	2				
Cherry Hill Dist 34	Total	1270	581	45.75	375	196	3		4					
Cherry Hill Dist 35	Total	1271	621	48.86	361	236	7	2	2	1				
Cherry Hill Dist 36	Total	1414	566	40.03	372	177	9		1	1				
Cherry Hill Dist 37	Total	1090	556	51.01	390	151	6	1	2					
Cherry Hill Dist 38	Total	931	498	53.49	389	92	4	2	5					
Cherry Hill Dist 39	Total	1240	590	47.58	425	150	6		2	1				
Cherry Hill Dist 40	Total	879	402	45.73	287	110	2		1					
Cherry Hill Dist 41	Total	1029	335	32.56	228	95	5	1						
Cherry Hill Dist 42	Total	766	373	48.69	242	123	6		2					
Cherry Hill Dist 43	Total	977	492	50.36	344	136	5	1	2					
Cherry Hill Dist 44	Total	1515	552	36.44	384	153	4		4					
Cherry Hill Dist 45	Total	2081	843	40.51	569	251	6	4	3	2				
Cherry Hill Dist 46	Total	1212	517	42.66	343	153	7	1						
Cherry Hill Dist 47	Total	1386	556	40.12	396	139	7			1				
Cherry Hill Dist 48	Total	796	232	29.15	158	67	3	1						
Cherry Hill Provisional	Total	0	1079	0.00	741	283	9	4	9	1				
Cherry Hill Emergency Ballots	Total	0	0	0.00										
Cherry Hill Twp	TC-Early Voting	60167	400	0.66	244	143	6		3	1				
Cherry Hill Twp	TC-Emergency	60167	0	0.00										
Cherry Hill Twp	TC-Machine	60167	11420	18.98	5994	5051	180	23	66	12				
Cherry Hill Twp	TC-Mail-In Ballot	60167	13940	23.17	10803	2591	120	24	81	12				
Cherry Hill Twp	TC-Provisional	60167	1079	1.79	741	283	9	4	9	1				
Cherry Hill Twp	Total	60167	26839	44.61	17782	8068	315	51	159	26				
Chesilhurst Dist 1	Total	1273	445	34.96	299	126	12							
Chesilhurst Provisional	Total	0	8	0.00	***	***	***	***	***	***	***	***	***	***
Chesilhurst Emergency Ballots	Total	0	0	0.00										
Chesilhurst Borough	TC-Early Voting	1273	6	0.47	***	***	***	***	***	***	***	***	***	***
Chesilhurst Borough	TC-Emergency	1273	0	0.00										
Chesilhurst Borough	TC-Machine	1273	242	19.01	134	99	6							
Chesilhurst Borough	TC-Mail-In Ballot	1273	197	15.48	162	24	6							
Chesilhurst Borough	TC-Provisional	1273	8	0.63	***	***	***	***	***	***	***	***	***	***
Chesilhurst Borough	Total	1273	453	35.59	304	129	12							

**House of Representatives 1st District**

		Registered	Ballots Cast	Turnout (%)	Donald W. NORCROSS	Claire GUSTAFSON	Patricia KLINE	Allen J. CANNON	Isaiah FLETCHER	Write-In				
Clementon Dist 1	Total	1245	386	31.00	237	120	8	4		1				
Clementon Dist 2	Total	1085	345	31.80	214	110	7	2	1					
Clementon Dist 3	Total	1422	446	31.36	275	136	7	1	7	2				
Clementon Provisional	Total	0	32	0.00	24	4	1		1					
Clementon Emergency Ballots	Total	0	0	0.00										
Clementon Borough	TC-Early Voting	3752	15	0.40	8	6								
Clementon Borough	TC-Emergency	3752	0	0.00										
Clementon Borough	TC-Machine	3752	624	16.63	322	269	15	3	5	1				
Clementon Borough	TC-Mail-In Ballot	3752	538	14.34	396	91	7	4	3	2				
Clementon Borough	TC-Provisional	3752	32	0.85	24	4	1		1					
Clementon Borough	Total	3752	1209	32.22	750	370	23	7	9	3				
Collingswood Dist 1	Total	773	432	55.89	336	71	6	4	2	1				
Collingswood Dist 2	Total	1083	608	56.14	487	100	6	4	3	3				
Collingswood Dist 3	Total	681	299	43.91	233	58	4			2				
Collingswood Dist 4	Total	1004	518	51.59	394	94	11	1	4	1				
Collingswood Dist 5	Total	1047	194	18.53	159	28	3		1					
Collingswood Dist 6	Total	767	413	53.85	306	94	4		5					
Collingswood Dist 7	Total	1032	563	54.55	423	111	11	3	6	2				
Collingswood Dist 8	Total	877	481	54.85	376	85	8		2	4				
Collingswood Dist 9	Total	1391	616	44.28	479	110	5	3	7	3				
Collingswood Dist 10	Total	876	416	47.49	311	81	6	3	4	2				
Collingswood Dist 11	Total	988	478	48.38	367	90	8	3	2	2				
Collingswood Dist 12	Total	639	353	55.24	286	58	2	1	1					
Collingswood Provisional	Total	0	143	0.00	111	18	5		2					
Collingswood Emergency Ballots	Total	0	0	0.00										
Collingswood Borough	TC-Early Voting	11158	220	1.97	160	53	2		2					
Collingswood Borough	TC-Emergency	11158	0	0.00										
Collingswood Borough	TC-Machine	11158	2728	24.45	1914	694	37	13	27	9				
Collingswood Borough	TC-Mail-In Ballot	11158	2423	21.72	2083	233	35	9	8	11				
Collingswood Borough	TC-Provisional	11158	143	1.28	111	18	5		2					
Collingswood Borough	Total	11158	5514	49.42	4268	998	79	22	39	20				
Gibbsboro Dist 1	Total	984	428	43.50	247	153	9	4	1					
Gibbsboro Dist 2	Total	861	353	41.00	199	139	5		3	1				
Gibbsboro Provisional	Total	0	22	0.00	12	8								
Gibbsboro Emergency Ballots	Total	0	0	0.00										
Gibbsboro Borough	TC-Early Voting	1845	5	0.27	***	***	***	***	***	***	***	***	***	***
Gibbsboro Borough	TC-Emergency	1845	0	0.00										
Gibbsboro Borough	TC-Machine	1845	410	22.22	170	228	7	2	3					
Gibbsboro Borough	TC-Mail-In Ballot	1845	366	19.84	275	60	7	2	1	1				
Gibbsboro Borough	TC-Provisional	1845	22	1.19	12	8								

House of Representatives 1st District

		Registered	Ballots Cast	Turnout (%)	Donald W. NORCROSS	Claire GUSTAFSON	Patricia KLINE	Allen J. CANNON	Isaiah FLETCHER	Write-In				
Gibbsboro Borough	Total	1845	803	43.52	458	300	14	4	4	1				
Gloucester City W1 D1	Total	1061	222	20.92	129	79	6	1	1					
Gloucester City W1 D2	Total	791	283	35.78	182	82	6		4					
Gloucester City W1 D3	Total	712	253	35.53	117	123	3		3					
Gloucester City Ward 1 Provisional	Total	0	23	0.00	15	5	1							
Gloucester City W1 Emergency Ballots	Total	0	0	0.00										
Gloucester City W2 D1	Total	807	200	24.78	133	57	5		3	1				
Gloucester City W2 D2	Total	917	364	39.69	214	119	10	1		2				
Gloucester City W2 D3	Total	1096	447	40.78	272	150	5		2	2				
Gloucester City Ward 2 Provisional	Total	0	22	0.00	12	8								
Gloucester City W2 Emergency Ballots	Total	0	0	0.00										
Gloucester City W3 D1	Total	1204	309	25.66	177	115	7	4		2				
Gloucester City W3 D2	Total	1160	399	34.40	195	176	7		1	1				
Gloucester City Ward 3 Provisional	Total	0	13	0.00	***	***	***	***	***	***	***	***	***	***
Gloucester City W3 Emergency Ballots	Total	0	0	0.00										
Gloucester City	TC-Early Voting	7748	25	0.32	18	6								
Gloucester City	TC-Emergency	7748	0	0.00										
Gloucester City	TC-Machine	7748	1510	19.49	714	718	29	4	11	6				
Gloucester City	TC-Mail-In Ballot	7748	942	12.16	687	177	20	2	3	2				
Gloucester City	TC-Provisional	7748	58	0.75	33	19	1							
Gloucester City	Total	7748	2535	32.72	1452	920	50	6	14	8				
Gloucester Twp Dist 1	Total	798	292	36.59	134	140	9		2					
Gloucester Twp Dist 2	Total	867	323	37.25	164	140	6	1	3					
Gloucester Twp Dist 3	Total	875	342	39.09	185	153			2					
Gloucester Twp Dist 4	Total	1223	449	36.71	225	206	9		5					
Gloucester Twp Dist 5	Total	1507	494	32.78	308	163	8		2					
Gloucester Twp Dist 6	Total	1652	521	31.54	291	199	16	1	2					
Gloucester Twp Dist 7	Total	1251	458	36.61	228	202	13	1	4	1				
Gloucester Twp Dist 8	Total	1262	465	36.85	329	113	11	2	1					
Gloucester Twp Dist 9	Total	1424	581	40.80	343	211	12	3	1	1				
Gloucester Twp Dist 10	Total	1068	354	33.15	174	172	2	1						
Gloucester Twp Dist 11	Total	1123	478	42.56	264	201	3	1	1					
Gloucester Twp Dist 12	Total	1240	581	46.85	328	234	8	1	1					
Gloucester Twp Dist 13	Total	1780	416	23.37	269	132	7	1	3					
Gloucester Twp Dist 14	Total	1402	406	28.96	301	87	5	2	1					
Gloucester Twp Dist 15	Total	1524	606	39.76	317	262	8	1	2	2				
Gloucester Twp Dist 16	Total	1210	537	44.38	300	217	8		4					
Gloucester Twp Dist 17	Total	2370	564	23.80	378	165	7		2					
Gloucester Twp Dist 18	Total	1691	480	28.39	322	134	10	2	3					

House of Representatives 1st District

		Registered	Ballots Cast	Turnout (%)	Donald W. NORCROSS	Claire GUSTAFSON	Patricia KLINE	Allen J. CANNON	Isaiah FLETCHER	Write-In			
Gloucester Twp Dist 19	Total	1552	554	35.70	337	195	9	1	4				
Gloucester Twp Dist 20	Total	1412	558	39.52	335	197	15	2	3	1			
Gloucester Twp Dist 21	Total	812	294	36.21	166	118	5		2	1			
Gloucester Twp Dist 22	Total	1010	395	39.11	218	156	2	3	1				
Gloucester Twp Dist 23	Total	1430	447	31.26	329	103	6						
Gloucester Twp Dist 24	Total	1346	598	44.43	363	224	3		2				
Gloucester Twp Dist 25	Total	1253	510	40.70	241	248	5	1	2				
Gloucester Twp Dist 26	Total	1002	408	40.72	214	183	2		1	1			
Gloucester Twp Dist 27	Total	1079	440	40.78	217	200	9		4				
Gloucester Twp Dist 28	Total	1273	292	22.94	206	77	2	1	2				
Gloucester Twp Dist 29	Total	1444	582	40.30	340	220	9	1	1	1			
Gloucester Twp Dist 30	Total	1610	551	34.22	293	237	9	3	1	1			
Gloucester Twp Dist 31	Total	1144	412	36.01	258	133	13	1	2	1			
Gloucester Twp Dist 32	Total	1355	588	43.39	337	226	10		3				
Gloucester Twp Dist 33	Total	1447	488	33.72	341	129	9		4	1			
Gloucester Twp Dist 34	Total	1067	477	44.70	322	142	4						
Gloucester Twp Dist 35	Total	1789	664	37.12	433	207	13	1	3	1			
Gloucester Twp Dist 36	Total	973	394	40.49	234	142	4	2					
Gloucester Twp Dist 37	Total	667	146	21.89	124	17	2						
Gloucester Twp Dist 38	Total	832	291	34.98	198	82	4			1			
Gloucester Twp Dist 39	Total	678	308	45.43	198	99	1	3	2				
Gloucester Twp Dist 40	Total	1246	414	33.23	247	152	7		1				
Gloucester Twp Provisional	Total	0	501	0.00	290	183	7	4	5				
Gloucester Twp Emergency Ballots	Total	0	0	0.00									
Gloucester Twp	TC-Early Voting	50688	322	0.64	186	130	3	1	1				
Gloucester Twp	TC-Emergency	50688	0	0.00									
Gloucester Twp	TC-Machine	50688	9417	18.58	4486	4632	154	17	43	5			
Gloucester Twp	TC-Mail-In Ballot	50688	8419	16.61	6139	1856	128	18	33	8			
Gloucester Twp	TC-Provisional	50688	501	0.99	290	183	7	4	5				
Gloucester Twp	Total	50688	18659	36.81	11101	6801	292	40	82	13			
Haddon Twp Dist 1	Total	1076	507	47.12	329	158	4	3	5	1			
Haddon Twp Dist 2	Total	712	352	49.44	241	95	4	1	3	1			
Haddon Twp Dist 3	Total	1223	682	55.76	436	215	13	1	5				
Haddon Twp Dist 4	Total	766	313	40.86	210	92	3	2	3				
Haddon Twp Dist 5	Total	579	235	40.59	161	65	3		4				
Haddon Twp Dist 6	Total	779	304	39.02	189	97	4	1	3	1			
Haddon Twp Dist 7	Total	754	423	56.10	302	106	1	6	2	3			
Haddon Twp Dist 8	Total	979	386	39.43	272	97	5	1	3				
Haddon Twp Dist 9	Total	628	352	56.05	253	88	6		1	2			
Haddon Twp Dist 10	Total	771	403	52.27	274	113	5	1	3	2			
Haddon Twp Dist 11	Total	957	498	52.04	346	133	4	1	4	2			
Haddon Twp Dist 12	Total	1477	778	52.67	527	215	9	3	9				
Haddon Twp Dist 13	Total	727	347	47.73	223	107	5		3	1			
Haddon Twp Dist 14	Total	757	378	49.93	255	109	3		1	1			

House of Representatives 1st District

		Registered	Ballots Cast	Turnout (%)	Donald W. NORCROSS	Claire GUSTAFSON	Patricia KLINE	Allen J. CANNON	Isaiah FLETCHER	Write-In			
Haddon Twp Dist 15	Total	757	377	49.80	282	83	6		2				
Haddon Twp Provisional	Total	0	190	0.00	142	43			1	1			
Haddon Twp Emergency Ballots	Total	0	0	0.00									
Haddon Twp	TC-Early Voting	12942	140	1.08	85	53	2						
Haddon Twp	TC-Emergency	12942	0	0.00									
Haddon Twp	TC-Machine	12942	3238	25.02	1862	1261	43	13	30	9			
Haddon Twp	TC-Mail-In Ballot	12942	2957	22.85	2353	459	30	7	21	5			
Haddon Twp	TC-Provisional	12942	190	1.47	142	43			1	1			
Haddon Twp	Total	12942	6525	50.42	4442	1816	75	20	52	15			
Haddonfield Dist 1	Total	1248	629	50.40	402	198	13	2	3	3			
Haddonfield Dist 2	Total	1449	698	48.17	475	186	11	1	4				
Haddonfield Dist 3	Total	1039	550	52.94	388	148	6	1					
Haddonfield Dist 4	Total	828	405	48.91	205	195	1		1	1			
Haddonfield Dist 5	Total	735	368	50.07	204	146	5	2	3				
Haddonfield Dist 6	Total	1015	593	58.42	383	185	4	1	7	1			
Haddonfield Dist 7	Total	979	552	56.38	389	138	6	1	6				
Haddonfield Dist 8	Total	1105	611	55.29	431	160	4	1	4	1			
Haddonfield Dist 9	Total	1240	708	57.10	463	216	6	1	7				
Haddonfield Dist 10	Total	883	477	54.02	303	157	5	1	3	1			
Haddonfield Provisional	Total	0	183	0.00	119	54	3		1				
Haddonfield Emergency Ballots	Total	0	0	0.00									
Haddonfield Borough	TC-Early Voting	10521	179	1.70	100	69	4		1	1			
Haddonfield Borough	TC-Emergency	10521	0	0.00									
Haddonfield Borough	TC-Machine	10521	2287	21.74	1182	1041	22	2	16	1			
Haddonfield Borough	TC-Mail-In Ballot	10521	3125	29.70	2361	619	35	9	21	5			
Haddonfield Borough	TC-Provisional	10521	183	1.74	119	54	3		1				
Haddonfield Borough	Total	10521	5774	54.88	3762	1783	64	11	39	7			
Haddon Heights Dist 1	Total	837	416	49.70	258	132	5		6	1			
Haddon Heights Dist 2	Total	716	356	49.72	238	101	7	1	6				
Haddon Heights Dist 3	Total	1116	601	53.85	390	185	9	1	10	1			
Haddon Heights Dist 4	Total	672	365	54.32	230	115	3	2	3				
Haddon Heights Dist 5	Total	1005	564	56.12	391	159	4	1	2	1			
Haddon Heights Dist 6	Total	1051	528	50.24	336	176	5	3	3				
Haddon Heights Dist 7	Total	1056	526	49.81	317	191	5	3	4				
Haddon Heights Provisional	Total	0	96	0.00	69	23	1						
Haddon Heights Emergency Ballots	Total	0	0	0.00									
Haddon Heights Borough	TC-Early Voting	6453	53	0.82	27	23	2		1				
Haddon Heights Borough	TC-Emergency	6453	0	0.00									
Haddon Heights Borough	TC-Machine	6453	1647	25.52	863	737	16	6	15	1			
Haddon Heights Borough	TC-Mail-In Ballot	6453	1656	25.66	1270	299	20	5	18	2			



House of Representatives 1st District

		Registered	Ballots Cast	Turnout (%)	Donald W. NORCROSS	Claire GUSTAFSON	Patricia KLINE	Allen J. CANNON	Isaiah FLETCHER	Write-In				
Haddon Heights Borough	TC-Provisional	6453	96	1.49	69	23	1							
Haddon Heights Borough	Total	6453	3452	53.49	2229	1082	39	11	34	3				
Hi-Nella Dist 1	Total	716	211	29.47	145	54	7	1		1				
Hi Nella Provisional	Total	0	7	0.00	***	***	***	***	***	***	***	***	***	***
Hi Nella Emergency Ballots	Total	0	0	0.00										
Hi-Nella Borough	TC-Early Voting	716	0	0.00										
Hi-Nella Borough	TC-Emergency	716	0	0.00										
Hi-Nella Borough	TC-Machine	716	119	16.62	74	39	4	1						
Hi-Nella Borough	TC-Mail-In Ballot	716	92	12.85	71	15	3			1				
Hi-Nella Borough	TC-Provisional	716	7	0.98	***	***	***	***	***	***	***	***	***	***
Hi-Nella Borough	Total	716	218	30.45	151	55	7	1		1				
Laurel Springs Dist 1	Total	891	285	31.99	191	78	7		1	1				
Laurel Springs Dist 2	Total	758	389	51.32	218	151	5		3					
Laurel Springs Provisional	Total	0	21	0.00	16	5								
Laurel Springs Emergency Ballots	Total	0	0	0.00										
Laurel Springs Borough	TC-Early Voting	1649	8	0.49	***	***	***	***	***	***	***	***	***	***
Laurel Springs Borough	TC-Emergency	1649	0	0.00										
Laurel Springs Borough	TC-Machine	1649	405	24.56	203	185	8		4	1				
Laurel Springs Borough	TC-Mail-In Ballot	1649	261	15.83	203	39	4							
Laurel Springs Borough	TC-Provisional	1649	21	1.27	16	5								
Laurel Springs Borough	Total	1649	695	42.15	425	234	12		4	1				
Lawnside Dist 1	Total	1249	506	40.51	462	19	6		1					
Lawnside Dist 2	Total	1292	482	37.31	418	28	15	2	2					
Lawnside Provisional	Total	0	32	0.00	27	2			1					
Lawnside Emergency Ballots	Total	0	0	0.00										
Lawnside Borough	TC-Early Voting	2541	12	0.47	***	***	***	***	***	***	***	***	***	***
Lawnside Borough	TC-Emergency	2541	0	0.00										
Lawnside Borough	TC-Machine	2541	502	19.76	442	30	16	1	2					
Lawnside Borough	TC-Mail-In Ballot	2541	474	18.65	426	17	5	1	1					
Lawnside Borough	TC-Provisional	2541	32	1.26	27	2			1					
Lawnside Borough	Total	2541	1020	40.14	907	49	21	2	4					
Lindenwold Dist 1	Total	1413	428	30.29	288	112	9	4	2	2				
Lindenwold Dist 2	Total	1377	416	30.21	281	108	15	3		2				
Lindenwold Dist 3	Total	1010	353	34.95	241	97	5	1	3					
Lindenwold Dist 4	Total	1804	547	30.32	396	116	9	3	4					
Lindenwold Dist 5	Total	1173	225	19.18	188	24	4	1						
Lindenwold Dist 6	Total	1407	423	30.06	343	57	7	2	2					
Lindenwold Dist 7	Total	922	163	17.68	127	24	2	2	2					

House of Representatives 1st District

		Registered	Ballots Cast	Turnout (%)	Donald W. NORCROSS	Claire GUSTAFSON	Patricia KLINE	Allen J. CANNON	Isaiah FLETCHER	Write-In				
Lindenwold Dist 8	Total	1558	385	24.71	297	67	9	1						
Lindenwold Dist 9	Total	875	277	31.66	205	56	7	1						
Lindenwold Provisional	Total	0	82	0.00	65	13		1	1					
Lindenwold Emergency Ballots	Total	0	0	0.00										
Lindenwold Borough	TC-Early Voting	11539	44	0.38	35	5	1		1					
Lindenwold Borough	TC-Emergency	11539	0	0.00										
Lindenwold Borough	TC-Machine	11539	1600	13.87	1075	454	35	10	9	3				
Lindenwold Borough	TC-Mail-In Ballot	11539	1573	13.63	1256	202	31	8	3	1				
Lindenwold Borough	TC-Provisional	11539	82	0.71	65	13		1	1					
Lindenwold Borough	Total	11539	3299	28.59	2431	674	67	19	14	4				
Magnolia Dist 1	Total	931	289	31.04	193	83	3		1	2				
Magnolia Dist 2	Total	745	266	35.70	170	90	2	1	2					
Magnolia Dist 3	Total	872	308	35.32	187	108	6	2	2					
Magnolia Dist 4	Total	914	361	39.50	226	114	5	3		1				
Magnolia Provisional	Total	0	46	0.00	31	11			2					
Magnolia Emergency Ballots	Total	0	0	0.00										
Magnolia Borough	TC-Early Voting	3462	14	0.40	***	***	***	***	***	***	***	***	***	***
Magnolia Borough	TC-Emergency	3462	0	0.00										
Magnolia Borough	TC-Machine	3462	762	22.01	415	322	12	3	4	3				
Magnolia Borough	TC-Mail-In Ballot	3462	448	12.94	355	67	4	3						
Magnolia Borough	TC-Provisional	3462	46	1.33	31	11			2					
Magnolia Borough	Total	3462	1270	36.68	807	406	16	6	7	3				
Merchantville Dist 1	Total	1263	555	43.94	372	151	11	2	6	2				
Merchantville Dist 2	Total	856	379	44.28	251	106	7	1	5					
Merchantville Dist 3	Total	871	279	32.03	179	80	5	2		2				
Merchantville Provisional	Total	0	39	0.00	31	4	1		1					
Merchantville Emergency Ballots	Total	0	0	0.00										
Merchantville Borough	TC-Early Voting	2990	72	2.41	49	18	3		2					
Merchantville Borough	TC-Emergency	2990	0	0.00										
Merchantville Borough	TC-Machine	2990	602	20.13	335	239	14	2	3	2				
Merchantville Borough	TC-Mail-In Ballot	2990	539	18.03	418	80	6	3	6	2				
Merchantville Borough	TC-Provisional	2990	39	1.30	31	4	1		1					
Merchantville Borough	Total	2990	1252	41.87	833	341	24	5	12	4				
Mt Ephraim Dist 1	Total	870	355	40.80	206	139	4		1					
Mt Ephraim Dist 2	Total	967	390	40.33	208	173	4		3					
Mt Ephraim Dist 3	Total	963	361	37.49	203	140	5	4	1	1				
Mt Ephraim Dist 4	Total	911	349	38.31	216	115	8		4					
Mt. Ephraim Provisional	Total	0	32	0.00	20	10			2					

House of Representatives 1st District

		Registered	Ballots Cast	Turnout (%)	Donald W. NORCROSS	Claire GUSTAFSON	Patricia KLINE	Allen J. CANNON	Isaiah FLETCHER	Write-In			
Mt. Ephraim Emergency Ballots	Total	0	0	0.00									
Mount Ephraim Borough	TC-Early Voting	3711	18	0.49	14	3			1				
Mount Ephraim Borough	TC-Emergency	3711	0	0.00									
Mount Ephraim Borough	TC-Machine	3711	863	23.26	381	451	18	2	5	1			
Mount Ephraim Borough	TC-Mail-In Ballot	3711	574	15.47	438	113	3	2	3				
Mount Ephraim Borough	TC-Provisional	3711	32	0.86	20	10			2				
Mount Ephraim Borough	Total	3711	1487	40.07	853	577	21	4	11	1			
Oaklyn Dist 1	Total	746	366	49.06	267	74	9	1	6				
Oaklyn Dist 2	Total	913	338	37.02	233	92	4	1	2	2			
Oaklyn Dist 3	Total	824	350	42.48	218	113	10		4				
Oaklyn Dist 4	Total	782	386	49.36	283	92	4	2	1				
Oaklyn Provisional	Total	0	28	0.00	21	3	1		2				
Oaklyn Emergency Ballots	Total	0	0	0.00									
Oaklyn Borough	TC-Early Voting	3265	24	0.74	21	3							
Oaklyn Borough	TC-Emergency	3265	0	0.00									
Oaklyn Borough	TC-Machine	3265	828	25.36	498	291	19	3	7	1			
Oaklyn Borough	TC-Mail-In Ballot	3265	588	18.01	482	77	8	1	6	1			
Oaklyn Borough	TC-Provisional	3265	28	0.86	21	3	1		2				
Oaklyn Borough	Total	3265	1468	44.96	1022	374	28	4	15	2			
Pennsauken Dist 1	Total	1199	311	25.94	237	54	4	4	2				
Pennsauken Dist 2	Total	1588	479	30.16	418	37	7	1	2				
Pennsauken Dist 3	Total	1115	433	38.83	288	135	1		3				
Pennsauken Dist 4	Total	1584	423	26.70	325	75	6		2				
Pennsauken Dist 5	Total	826	344	41.65	237	91	7	1	5				
Pennsauken Dist 6	Total	1426	564	39.55	377	159	8	1	5	2			
Pennsauken Dist 7	Total	1446	363	25.10	257	85	9	2	1				
Pennsauken Dist 8	Total	1071	352	32.87	261	78	8	2	2				
Pennsauken Dist 9	Total	986	258	26.17	174	72	3		1				
Pennsauken Dist 10	Total	967	365	37.75	246	100	8	1	2				
Pennsauken Dist 11	Total	1126	417	37.03	295	108	6	1	3	1			
Pennsauken Dist 12	Total	980	247	25.20	180	50	10	1	2				
Pennsauken Dist 13	Total	973	380	39.05	239	128	6	1					
Pennsauken Dist 14	Total	1155	363	31.43	302	46	6		3	2			
Pennsauken Dist 15	Total	1365	291	21.32	237	35	6	3	4				
Pennsauken Dist 16	Total	847	208	24.56	181	20	5						
Pennsauken Dist 17	Total	1501	487	32.45	356	112	7	1	3	1			
Pennsauken Dist 18	Total	1457	538	36.93	371	151	7	1	1				
Pennsauken Dist 19	Total	794	248	31.23	189	46	3						
Pennsauken Dist 20	Total	796	239	30.03	207	19	7	1	1				
Pennsauken Dist 21	Total	887	276	31.12	205	61	4		1				
Pennsauken Dist 22	Total	943	351	37.22	261	76	5		2				
Pennsauken Dist 23	Total	869	329	37.86	233	75	11	1	2				

**House of Representatives 1st District**

		Registered	Ballots Cast	Turnout (%)	Donald W. NORCROSS	Claire GUSTAFSON	Patricia KLINE	Allen J. CANNON	Isaiah FLETCHER	Write-In			
Pennsauken Dist 24	Total	727	126	17.33	105	12	3	1					
Pennsauken Provisional	Total	0	238	0.00	163	64	3		1				
Pennsauken Emergency Ballots	Total	0	0	0.00									
Pennsauken Twp	TC-Early Voting	26628	128	0.48	91	31	2	1	1				
Pennsauken Twp	TC-Emergency	26628	0	0.00									
Pennsauken Twp	TC-Machine	26628	4559	17.12	3038	1343	95	13	25	3			
Pennsauken Twp	TC-Mail-In Ballot	26628	3705	13.91	3052	451	50	9	21	3			
Pennsauken Twp	TC-Provisional	26628	238	0.89	163	64	3		1				
Pennsauken Twp	Total	26628	8630	32.41	6344	1889	150	23	48	6			
Pine Hill Dist 1	Total	1287	393	30.54	284	91	9	1	2				
Pine Hill Dist 2	Total	1321	431	32.63	253	153	9	1	6				
Pine Hill Dist 3	Total	1411	474	33.59	303	160	6		2	1			
Pine Hill Dist 4	Total	1404	375	26.71	286	59	10	1	1				
Pine Hill Dist 5	Total	1381	465	33.67	265	174	7	1	5				
Pine Hill Dist 6	Total	946	200	21.14	152	35	6						
Pine Hill Provisional	Total	0	93	0.00	66	20	2		1				
Pine Hill Emergency Ballots	Total	0	0	0.00									
Pine Hill Borough	TC-Early Voting	7750	34	0.44	21	9	3						
Pine Hill Borough	TC-Emergency	7750	0	0.00									
Pine Hill Borough	TC-Machine	7750	1218	15.72	693	473	27	2	7	1			
Pine Hill Borough	TC-Mail-In Ballot	7750	1086	14.01	829	190	17	2	9				
Pine Hill Borough	TC-Provisional	7750	93	1.20	66	20	2		1				
Pine Hill Borough	Total	7750	2431	31.37	1609	692	49	4	17	1			
Runnemede Dist 1	Total	808	286	35.40	167	105	4	1	1	1			
Runnemede Dist 2	Total	1155	432	37.40	284	133	6		3	1			
Runnemede Dist 3	Total	817	304	37.21	179	109	7		1				
Runnemede Dist 4	Total	962	376	39.09	219	138	10		1				
Runnemede Dist 5	Total	1445	517	35.78	291	198	5	1	5	1			
Runnemede Dist 6	Total	1164	424	36.43	218	188	5	2	5				
Runnemede Provisional	Total	0	60	0.00	30	28							
Runnemede Emergency Ballots	Total	0	0	0.00									
Runnemede Borough	TC-Early Voting	6351	80	1.26	37	42							
Runnemede Borough	TC-Emergency	6351	0	0.00									
Runnemede Borough	TC-Machine	6351	1163	18.31	526	597	17	2	9	2			
Runnemede Borough	TC-Mail-In Ballot	6351	1096	17.26	795	232	20	2	7	1			
Runnemede Borough	TC-Provisional	6351	60	0.94	30	28							
Runnemede Borough	Total	6351	2399	37.77	1388	899	37	4	16	3			
Somerdale Dist 1	Total	1599	562	35.15	391	146	7	5	2				
Somerdale Dist 2	Total	914	301	32.93	216	77	2						

House of Representatives 1st District

		Registered	Ballots Cast	Turnout (%)	Donald W. NORCROSS	Claire GUSTAFSON	Patricia KLINE	Allen J. CANNON	Isaiah FLETCHER	Write-In				
Somerdale Dist 3	Total	890	289	32.47	208	68	4		1					
Somerdale Dist 4	Total	908	344	37.89	233	103	3	1	2					
Somerdale Provisional	Total	0	47	0.00	25	16	1							
Somerdale Emergency Ballots	Total	0	0	0.00										
Somerdale Borough	TC-Early Voting	4311	15	0.35	14	1								
Somerdale Borough	TC-Emergency	4311	0	0.00										
Somerdale Borough	TC-Machine	4311	896	20.78	550	315	12	4	3					
Somerdale Borough	TC-Mail-In Ballot	4311	585	13.57	484	78	4	2	2					
Somerdale Borough	TC-Provisional	4311	47	1.09	25	16	1							
Somerdale Borough	Total	4311	1543	35.79	1073	410	17	6	5					
Stratford Dist 1	Total	671	260	38.75	171	80	3	1						
Stratford Dist 2	Total	935	416	44.49	241	156	4	3		1				
Stratford Dist 3	Total	967	370	38.26	234	116	5	1	4	1				
Stratford Dist 4	Total	1116	501	44.89	296	186	8		1					
Stratford Dist 5	Total	795	204	25.66	146	48	5	1						
Stratford Dist 6	Total	943	421	44.64	259	147	4		2					
Stratford Provisional	Total	0	52	0.00	33	16	1							
Stratford Emergency Ballots	Total	0	0	0.00										
Stratford Borough	TC-Early Voting	5427	18	0.33	9	8			1					
Stratford Borough	TC-Emergency	5427	0	0.00										
Stratford Borough	TC-Machine	5427	1123	20.69	544	550	14	2	2	1				
Stratford Borough	TC-Mail-In Ballot	5427	1031	19.00	794	175	15	4	4	1				
Stratford Borough	TC-Provisional	5427	52	0.96	33	16	1							
Stratford Borough	Total	5427	2224	40.98	1380	749	30	6	7	2				
Tavistock Dist 1	Total	11	8	72.73	***	***	***	***	***	***	***	***	***	***
Tavistock Provisional	Total	0	0	0.00										
Tavistock Emergency Ballots	Total	0	0	0.00										
Tavistock Borough	TC-Early Voting	11	0	0.00										
Tavistock Borough	TC-Emergency	11	0	0.00										
Tavistock Borough	TC-Machine	11	0	0.00										
Tavistock Borough	TC-Mail-In Ballot	11	8	72.73	***	***	***	***	***	***	***	***	***	***
Tavistock Borough	TC-Provisional	11	0	0.00										
Tavistock Borough	Total	11	8	72.73	***	***	***	***	***	***	***	***	***	***
Voorhees Dist 1	Total	1651	669	40.52	436	212	8	2	3					
Voorhees Dist 2	Total	1506	643	42.70	389	212	27		6					
Voorhees Dist 3	Total	1370	558	40.73	347	189	2	1	1					
Voorhees Dist 4	Total	1512	405	26.79	283	95	6	1	5					
Voorhees Dist 5	Total	1494	525	35.14	381	114	4	3	3	1				
Voorhees Dist 6	Total	1451	660	45.49	393	239	7	1	5	1				
Voorhees Dist 7	Total	785	385	49.04	254	118	4		3					

House of Representatives 1st District

		Registered	Ballots Cast	Turnout (%)	Donald W. NORCROSS	Claire GUSTAFSON	Patricia KLINE	Allen J. CANNON	Isaiah FLETCHER	Write-In			
Voorhees Dist 8	Total	1832	667	36.41	499	144	6	1	5				
Voorhees Dist 9	Total	1476	637	43.16	404	212	8	2	5				
Voorhees Dist 10	Total	1123	487	43.37	332	134	10		1				
Voorhees Dist 11	Total	1096	525	47.90	324	188	2		2				
Voorhees Dist 12	Total	1075	438	40.74	266	150	7	1	6				
Voorhees Dist 13	Total	1488	577	38.78	415	154	2		1				
Voorhees Dist 14	Total	981	424	43.22	296	107	8		7	1			
Voorhees Dist 15	Total	1289	591	45.85	424	143	5	2	1				
Voorhees Dist 16	Total	958	414	43.22	268	135	1	1	1				
Voorhees Dist 17	Total	727	453	62.31	324	115	3			1			
Voorhees Dist 18	Total	1265	284	22.45	216	56	1	2	2	1			
Voorhees Dist 19	Total	1070	501	46.82	370	121			2				
Voorhees Provisional	Total	0	321	0.00	225	80	7		5				
Voorhees Emergency Ballots	Total	0	0	0.00									
Voorhees Twp	TC-Early Voting	24149	385	1.59	258	110	4	1	1	1			
Voorhees Twp	TC-Emergency	24149	0	0.00									
Voorhees Twp	TC-Machine	24149	4063	16.82	2199	1751	46	8	29	2			
Voorhees Twp	TC-Mail-In Ballot	24149	5395	22.34	4164	977	61	8	29	2			
Voorhees Twp	TC-Provisional	24149	321	1.33	225	80	7		5				
Voorhees Twp	Total	24149	10164	42.09	6846	2918	118	17	64	5			
Waterford Dist 1	Total	1284	529	41.20	191	323	5	1	2				
Waterford Dist 2	Total	1374	549	39.96	266	259	8		4	1			
Waterford Dist 3	Total	1047	397	37.92	162	213	5	1	1	1			
Waterford Dist 4	Total	1009	465	46.09	159	290	2		2				
Waterford Dist 5	Total	1207	444	36.79	214	206	15	2	3				
Waterford Dist 6	Total	722	305	42.24	119	169	6		2				
Waterford Dist 7	Total	1249	576	46.12	230	318	10		4				
Waterford Dist 8	Total	726	337	46.42	133	190	8		1	1			
Waterford Provisional	Total	0	93	0.00	44	41	2		3				
Waterford Emergency Ballots	Total	0	0	0.00									
Waterford Twp	TC-Early Voting	8618	78	0.91	27	46	2			1			
Waterford Twp	TC-Emergency	8618	0	0.00									
Waterford Twp	TC-Machine	8618	2087	24.22	562	1461	32	3	9	1			
Waterford Twp	TC-Mail-In Ballot	8618	1437	16.67	885	461	25	1	10	1			
Waterford Twp	TC-Provisional	8618	93	1.08	44	41	2		3				
Waterford Twp	Total	8618	3695	42.88	1518	2009	61	4	22	3			
Winslow W1 D1	Total	1204	581	48.26	244	311	9	1	4				
Winslow W1 D2	Total	1392	507	36.42	188	295	5	2	5				
Winslow W1 D3	Total	874	364	41.65	157	193	1		1				
Winslow W1 D4	Total	1562	650	41.61	366	264	8	2	2	1			
Winslow W1 D5	Total	1428	573	40.13	274	280	7	1	1	1			
Winslow W1 D6	Total	995	376	37.79	223	130	7	1	4				
Winslow Ward 1 Provisional	Total	0	86	0.00	33	48	1						

House of Representatives 1st District

		Registered	Ballots Cast	Turnout (%)	Donald W. NORCROSS	Claire GUSTAFSON	Patricia KLINE	Allen J. CANNON	Isaiah FLETCHER	Write-In				
Winslow W1 Emergency Ballots	Total	0	0	0.00										
Winslow W2 D1	Total	2709	1007	37.17	686	287	18		2	2				
Winslow W2 D2	Total	1131	495	43.77	288	189	12		1					
Winslow W2 D3	Total	1868	634	33.94	457	156	9	1	3					
Winslow W2 D4	Total	1276	590	46.24	376	193	6		3	1				
Winslow W2 D5	Total	1241	493	39.73	317	156	12		2	1				
Winslow Ward 2 Provisional	Total	0	80	0.00	55	22	1							
Winslow W2 Emergency Ballots	Total	0	0	0.00										
Winslow W3 D1	Total	1627	582	35.77	498	50	8		3	1				
Winslow W3 D2	Total	1539	431	28.01	386	20	7	2	2					
Winslow W3 D3	Total	1484	367	24.73	299	43	8	1	2					
Winslow W3 D4	Total	1324	436	32.93	330	79	13		5					
Winslow W3 D5	Total	1506	574	38.11	503	52	1	1						
Winslow Ward 3 Provisional	Total	0	66	0.00	58	2	1							
Winslow W3 Emergency Ballots	Total	0	0	0.00										
Winslow W4 D1	Total	884	439	49.66	249	177	4	1	1					
Winslow W4 D2	Total	1914	596	31.14	468	110	4	1	3	1				
Winslow W4 D3	Total	2078	785	37.78	581	170	16	1	4					
Winslow W4 D4	Total	1406	538	38.26	359	150	14	4	4	2				
Winslow W4 D5	Total	1783	644	36.12	469	143	8	3	8					
Winslow Ward 4 Provisional	Total	0	115	0.00	73	35	1		2					
Winslow W4 Emergency Ballots	Total	0	0	0.00										
Winslow Twp	TC-Early Voting	31225	385	1.23	265	99	10	1		1				
Winslow Twp	TC-Emergency	31225	0	0.00										
Winslow Twp	TC-Machine	31225	6012	19.25	3406	2401	109	10	34	3				
Winslow Twp	TC-Mail-In Ballot	31225	5265	16.86	4047	948	58	11	26	6				
Winslow Twp	TC-Provisional	31225	347	1.11	219	107	4		2					
Winslow Twp	Total	31225	12009	38.46	7937	3555	181	22	62	10				
Woodlynne Dist 1	Total	995	181	18.19	130	39	5	1	1	1				
Woodlynne Dist 2	Total	817	178	21.79	142	30		3	1					
Woodlynne Provisional	Total	0	13	0.00	***	***	***	***	***	***	***	***	***	***
Woodlynne Emergency Ballots	Total	0	0	0.00										
Woodlynne Borough	TC-Early Voting	1812	4	0.22	***	***	***	***	***	***	***	***	***	***
Woodlynne Borough	TC-Emergency	1812	0	0.00										
Woodlynne Borough	TC-Machine	1812	221	12.20	162	49	3	3	1	1				
Woodlynne Borough	TC-Mail-In Ballot	1812	134	7.40	106	20	2	1	1					
Woodlynne Borough	TC-Provisional	1812	13	0.72	***	***	***	***	***	***	***	***	***	***
Woodlynne Borough	Total	1812	372	20.53	280	73	6	4	2	1				
Fed Overseas 1st Cong Dist	Total	0	76	0.00	69	2		1		3				

**House of Representatives 1st District**

		Registered	Ballots Cast	Turnout (%)	Donald W. NORCROSS	Claire GUSTAFSON	Patricia KLINE	Allen J. CANNON	Isaiah FLETCHER	Write-In			
Federal Overseas	TC-Early Voting	0	0	0.00									
Federal Overseas	TC-Emergency	0	0	0.00									
Federal Overseas	TC-Machine	0	0	0.00									
Federal Overseas	TC-Mail-In Ballot	0	76	0.00	69	2		1		3			
Federal Overseas	TC-Provisional	0	0	0.00									
Federal Overseas	Total	0	76	0.00	69	2		1		3			
Total - TC-Early Voting		392218	2985	0.76	1861	994	53	6	19	5			
Total - TC-Emergency		392218	0	0.00									
Total - TC-Machine		392218	72719	18.54	39654	30165	1295	219	480	81			
Total - TC-Mail-In Ballot		392218	68349	17.43	52559	11996	912	176	393	80			
Total - TC-Provisional		392218	4613	1.18	3061	1239	70	14	47	4			
Contest Total		392218	148666	37.90	97135	44394	2330	415	939	170			

\*\*\* Indicates vote data was suppressed due to voter privacy settings.



**Board of County Commissioners**

		Registered	Ballots Cast	Turnout (%)	Edward T. McDONNELL	Virginia RUIZ-BETTERIDGE	Ian GILL	Joe MILLER	Write-In					
Audubon Boro Dist 1	Total	892	371	41.59	221	212	133	139						
Audubon Boro Dist 2	Total	665	294	44.21	142	147	135	135						
Audubon Boro Dist 3	Total	1057	457	43.24	295	287	149	149						
Audubon Boro Dist 4	Total	688	326	47.38	176	181	127	130						
Audubon Boro Dist 5	Total	1034	409	39.56	233	234	154	160						
Audubon Boro Dist 6	Total	1161	511	44.01	305	293	190	199	1					
Audubon Boro Dist 7	Total	699	384	54.94	208	203	159	162						
Audubon Boro Dist 8	Total	930	440	47.31	273	265	145	147						
Audubon Boro Provisional	Total	0	78	0.00	50	52	25	22						
Audubon Boro Emergency Ballots	Total	0	0	0.00										
Audubon Borough	TC-Early Voting	7126	41	0.58	27	25	14	14	1					
Audubon Borough	TC-Emergency	7126	0	0.00										
Audubon Borough	TC-Machine	7126	1746	24.50	774	750	874	893						
Audubon Borough	TC-Mail-In Ballot	7126	1405	19.72	1052	1047	304	314						
Audubon Borough	TC-Provisional	7126	78	1.09	50	52	25	22						
Audubon Borough	Total	7126	3270	45.89	1903	1874	1217	1243	1					
Audubon Park Dist 1	Total	831	349	42.00	178	178	136	133						
Audubon Park Provisional	Total	0	11	0.00	***	***	***	***	***	***	***	***	***	***
Audubon Park Emergency Ballots	Total	0	0	0.00										
Audubon Park Borough	TC-Early Voting	831	4	0.48	***	***	***	***	***	***	***	***	***	***
Audubon Park Borough	TC-Emergency	831	0	0.00										
Audubon Park Borough	TC-Machine	831	212	25.51	80	80	112	107						
Audubon Park Borough	TC-Mail-In Ballot	831	133	16.00	96	96	23	24						
Audubon Park Borough	TC-Provisional	831	11	1.32	***	***	***	***	***	***	***	***	***	***
Audubon Park Borough	Total	831	360	43.32	183	185	141	138						
Barrington Dist 1	Total	1231	630	51.18	342	321	278	283						
Barrington Dist 2	Total	981	438	44.65	263	261	164	166						
Barrington Dist 3	Total	1151	516	44.83	297	298	204	206						
Barrington Dist 4	Total	1470	566	38.50	326	326	218	217						
Barrington Dist 5	Total	530	287	54.15	166	164	112	113						
Barrington Provisional	Total	0	85	0.00	56	53	30	31						
Barrington Emergency Ballots	Total	0	0	0.00										
Barrington Borough	TC-Early Voting	5363	43	0.80	18	19	25	24						
Barrington Borough	TC-Emergency	5363	0	0.00										
Barrington Borough	TC-Machine	5363	1325	24.71	585	564	696	701						
Barrington Borough	TC-Mail-In Ballot	5363	1069	19.93	791	787	255	260						
Barrington Borough	TC-Provisional	5363	85	1.58	56	53	30	31						
Barrington Borough	Total	5363	2522	47.03	1450	1423	1006	1016						

**Board of County Commissioners**

		Registered	Ballots Cast	Turnout (%)	Edward T. McDONNELL	Virginia RUIZ-BETTERIDGE	Ian GILL	Joe MILLER	Write-In				
Bellmawr Dist 1	Total	1517	673	44.36	345	332	236	236					
Bellmawr Dist 2	Total	1412	666	47.17	365	358	234	239	2				
Bellmawr Dist 3	Total	1273	446	35.04	231	232	157	155	2				
Bellmawr Dist 4	Total	1058	483	45.65	243	228	181	189	3				
Bellmawr Dist 5	Total	1038	376	36.22	199	195	133	133					
Bellmawr Dist 6	Total	1261	483	38.30	284	269	151	158	2				
Bellmawr Dist 7	Total	984	431	43.80	228	227	166	167					
Bellmawr Provisional	Total	0	83	0.00	44	43	29	28					
Bellmawr Emergency Ballots	Total	0	0	0.00									
Bellmawr Borough	TC-Early Voting	8543	53	0.62	23	21	27	28					
Bellmawr Borough	TC-Emergency	8543	0	0.00									
Bellmawr Borough	TC-Machine	8543	2109	24.69	855	820	966	975	3				
Bellmawr Borough	TC-Mail-In Ballot	8543	1396	16.34	1017	1000	265	274	6				
Bellmawr Borough	TC-Provisional	8543	83	0.97	44	43	29	28					
Bellmawr Borough	Total	8543	3641	42.62	1939	1884	1287	1305	9				
Berlin Boro Dist 1	Total	1333	518	38.86	257	249	238	231					
Berlin Boro Dist 2	Total	1433	682	47.59	283	278	358	367					
Berlin Boro Dist 3	Total	1483	687	46.33	317	315	340	348					
Berlin Boro Dist 4	Total	1360	582	42.79	259	248	285	296					
Berlin Boro Dist 5	Total	699	311	44.49	135	131	166	165					
Berlin Boro Provisional	Total	0	96	0.00	43	41	46	48	1				
Berlin Boro Emergency Ballots	Total	0	0	0.00									
Berlin Borough	TC-Early Voting	6308	52	0.82	22	23	27	27					
Berlin Borough	TC-Emergency	6308	0	0.00									
Berlin Borough	TC-Machine	6308	1611	25.54	542	527	968	979					
Berlin Borough	TC-Mail-In Ballot	6308	1117	17.71	687	671	392	401					
Berlin Borough	TC-Provisional	6308	96	1.52	43	41	46	48	1				
Berlin Borough	Total	6308	2876	45.59	1294	1262	1433	1455	1				
Berlin Twp Dist 1	Total	1841	866	47.04	484	470	358	363					
Berlin Twp Dist 2	Total	736	269	36.55	148	151	106	108	2				
Berlin Twp Dist 3	Total	694	236	34.01	132	129	98	99					
Berlin Twp Dist 4	Total	1313	465	35.42	251	256	189	188					
Berlin Twp Provisional	Total	0	52	0.00	25	24	28	27					
Berlin Twp Emergency Ballots	Total	0	0	0.00									
Berlin Township	TC-Early Voting	4584	29	0.63	8	8	20	20					
Berlin Township	TC-Emergency	4584	0	0.00									
Berlin Township	TC-Machine	4584	852	18.59	314	310	495	500	2				
Berlin Township	TC-Mail-In Ballot	4584	955	20.83	693	688	236	238					
Berlin Township	TC-Provisional	4584	52	1.13	25	24	28	27					
Berlin Township	Total	4584	1888	41.19	1040	1030	779	785	2				

**Board of County Commissioners**

		Registered	Ballots Cast	Turnout (%)	Edward T. McDONNELL	Virginia RUIZ-BETTERIDGE	Ian GILL	Joe MILLER	Write-In					
Brooklawn Dist 1	Total	1370	448	32.70	261	254	170	169	1					
Brooklawn Provisional	Total	0	13	0.00	***	***	***	***	***	***	***	***	***	***
Brooklawn Emergency Ballots	Total	0	0	0.00										
Brooklawn Borough	TC-Early Voting	1370	6	0.44	***	***	***	***	***	***	***	***	***	***
Brooklawn Borough	TC-Emergency	1370	0	0.00										
Brooklawn Borough	TC-Machine	1370	296	21.61	145	140	138	136						
Brooklawn Borough	TC-Mail-In Ballot	1370	146	10.66	112	110	30	31	1					
Brooklawn Borough	TC-Provisional	1370	13	0.95	***	***	***	***	***	***	***	***	***	***
Brooklawn Borough	Total	1370	461	33.65	271	264	172	171	1					
Camden City W1 D1	Total	598	86	14.38	75	74	4	4						
Camden City W1 D2	Total	1231	244	19.82	197	197	9	12	1					
Camden City W1 D3	Total	1118	211	18.87	168	174	14	13						
Camden City W1 D4	Total	961	130	13.53	112	103	2	5						
Camden City W1 D5	Total	1377	190	13.80	154	155	22	20	7					
Camden City W1 D6	Total	1337	216	16.16	175	175	21	19	2					
Camden City W1 D7	Total	889	91	10.24	74	74	5	5						
Camden City W1 D8	Total	926	232	25.05	190	180	16	18						
Camden City W1 D9	Total	1470	201	13.67	162	157	17	18						
Camden City W1 D10	Total	1224	170	13.89	136	128	18	19						
Camden City Ward 1 Provisional	Total	0	77	0.00	61	60	8	9						
Camden City W1 Emergency Ballots	Total	0	0	0.00										
Camden City W2 D1	Total	684	152	22.22	131	125	7	5						
Camden City W2 D2	Total	958	202	21.09	157	168	12	7	3					
Camden City W2 D3	Total	1044	275	26.34	240	228	3	3	1					
Camden City W2 D4	Total	749	126	16.82	105	100	10	14						
Camden City W2 D5	Total	857	133	15.52	105	104	9	8						
Camden City W2 D6	Total	1571	261	16.61	210	202	16	21						
Camden City W2 D7	Total	1065	220	20.66	191	178	8	11						
Camden City W2 D8	Total	1709	257	15.04	201	193	14	13						
Camden City W2 D9	Total	1788	264	14.77	216	208	18	21						
Camden City W2 D10	Total	831	106	12.76	87	83	8	7	1					
Camden City W2 D11	Total	781	105	13.44	84	77	10	9						
Camden City Ward 2 Provisional	Total	0	107	0.00	89	85	6	8						
Camden City W2 Emergency Ballots	Total	0	0	0.00										
Camden City W3 D1	Total	1102	138	12.52	104	110	17	15						
Camden City W3 D2	Total	1391	269	19.34	215	205	37	32						
Camden City W3 D3	Total	1075	161	14.98	120	112	14	14						
Camden City W3 D4	Total	1130	196	17.35	163	158	9	7						
Camden City W3 D5	Total	982	127	12.93	107	106	9	7						

**Board of County Commissioners**

		Registered	Ballots Cast	Turnout (%)	Edward T. McDONNELL	Virginia RUIZ-BETTERIDGE	Ian GILL	Joe MILLER	Write-In				
Camden City W3 D6	Total	1133	232	20.48	201	197	13	13	2				
Camden City W3 D7	Total	1203	158	13.13	116	108	22	23					
Camden City W3 D8	Total	1314	230	17.50	173	175	32	28	3				
Camden City W3 D9	Total	1525	223	14.62	174	178	21	20					
Camden City Ward 3 Provisional	Total	0	71	0.00	48	49	14	11					
Camden City W3 Emergency Ballots	Total	0	0	0.00									
Camden City W4 D1	Total	965	164	16.99	136	131	15	13					
Camden City W4 D2	Total	1119	92	8.22	64	66	14	17					
Camden City W4 D3	Total	1112	163	14.66	129	126	10	12					
Camden City W4 D4	Total	1201	170	14.15	133	131	15	20					
Camden City W4 D5	Total	993	132	13.29	104	105	11	13					
Camden City W4 D6	Total	1247	169	13.55	126	126	18	16					
Camden City W4 D7	Total	1110	153	13.78	123	127	19	13					
Camden City W4 D8	Total	1202	192	15.97	141	144	31	30					
Camden City W4 D9	Total	1225	218	17.80	160	161	30	34					
Camden City W4 D10	Total	1194	234	19.60	185	189	27	26	2				
Camden City Ward 4 Provisional	Total	0	77	0.00	59	60	9	7					
Camden City W4 Emergency Ballots	Total	0	0	0.00									
Camden City	TC-Early Voting	45391	73	0.16	57	59	8	7					
Camden City	TC-Emergency	45391	0	0.00									
Camden City	TC-Machine	45391	4022	8.86	3045	2924	385	390	17				
Camden City	TC-Mail-In Ballot	45391	3198	7.05	2742	2755	214	208	5				
Camden City	TC-Provisional	45391	332	0.73	257	254	37	35					
Camden City	Total	45391	7625	16.80	6101	5992	644	640	22				
Cherry Hill Dist 1	Total	1153	570	49.44	325	317	214	215					
Cherry Hill Dist 2	Total	1371	477	34.79	283	282	158	163	2				
Cherry Hill Dist 3	Total	1267	412	32.52	231	237	156	159					
Cherry Hill Dist 4	Total	1396	538	38.54	319	312	188	197	1				
Cherry Hill Dist 5	Total	1274	527	41.37	337	344	153	150	1				
Cherry Hill Dist 6	Total	974	393	40.35	250	247	127	121	2				
Cherry Hill Dist 7	Total	1172	533	45.48	328	335	158	161					
Cherry Hill Dist 8	Total	1131	349	30.86	217	209	117	115					
Cherry Hill Dist 9	Total	2185	846	38.72	537	524	261	261	3				
Cherry Hill Dist 10	Total	856	380	44.39	192	192	161	158					
Cherry Hill Dist 11	Total	1358	550	40.50	312	310	202	199					
Cherry Hill Dist 12	Total	1552	588	37.89	359	355	192	205					
Cherry Hill Dist 13	Total	1100	548	49.82	303	285	228	236					
Cherry Hill Dist 14	Total	957	504	52.66	297	292	185	180					
Cherry Hill Dist 15	Total	1310	572	43.66	357	359	180	181					
Cherry Hill Dist 16	Total	848	423	49.88	294	291	109	112					
Cherry Hill Dist 17	Total	1329	572	43.04	386	379	156	157					

**Board of County Commissioners**

		Registered	Ballots Cast	Turnout (%)	Edward T. McDONNELL	Virginia RUIZ-BETTERIDGE	Ian GILL	Joe MILLER	Write-In					
Cherry Hill Dist 18	Total	974	465	47.74	283	280	151	152	2					
Cherry Hill Dist 19	Total	1068	456	42.70	299	295	134	135						
Cherry Hill Dist 20	Total	2246	1071	47.68	636	628	363	378	1					
Cherry Hill Dist 21	Total	1444	544	37.67	314	319	191	190	2					
Cherry Hill Dist 22	Total	1167	583	49.96	347	344	212	209	2					
Cherry Hill Dist 23	Total	1600	522	32.63	289	290	197	185	4					
Cherry Hill Dist 24	Total	1309	566	43.24	326	321	203	201						
Cherry Hill Dist 25	Total	1110	466	41.98	266	262	163	165	1					
Cherry Hill Dist 26	Total	1649	793	48.09	506	491	242	245						
Cherry Hill Dist 27	Total	1202	606	50.42	400	413	176	169	2					
Cherry Hill Dist 28	Total	1378	624	45.28	418	414	168	171	2					
Cherry Hill Dist 29	Total	1506	678	45.02	442	435	211	206	1					
Cherry Hill Dist 30	Total	759	387	50.99	276	266	93	94						
Cherry Hill Dist 31	Total	1656	631	38.10	440	430	147	150						
Cherry Hill Dist 32	Total	619	194	31.34	125	125	49	49						
Cherry Hill Dist 33	Total	1390	678	48.78	410	406	233	236						
Cherry Hill Dist 34	Total	1270	581	45.75	357	356	197	201	1					
Cherry Hill Dist 35	Total	1271	621	48.86	343	335	243	243	6					
Cherry Hill Dist 36	Total	1414	566	40.03	337	334	200	196						
Cherry Hill Dist 37	Total	1090	556	51.01	379	369	156	158						
Cherry Hill Dist 38	Total	931	498	53.49	360	357	106	115	2					
Cherry Hill Dist 39	Total	1240	590	47.58	399	397	150	155	1					
Cherry Hill Dist 40	Total	879	402	45.73	277	277	111	107						
Cherry Hill Dist 41	Total	1029	335	32.56	215	210	103	102						
Cherry Hill Dist 42	Total	766	373	48.69	227	226	128	125						
Cherry Hill Dist 43	Total	977	492	50.36	319	319	144	139						
Cherry Hill Dist 44	Total	1515	552	36.44	357	360	159	152						
Cherry Hill Dist 45	Total	2081	843	40.51	551	544	246	258						
Cherry Hill Dist 46	Total	1212	517	42.66	326	322	160	158	1					
Cherry Hill Dist 47	Total	1386	556	40.12	379	374	148	145	3					
Cherry Hill Dist 48	Total	796	232	29.15	136	139	64	66	2					
Cherry Hill Provisional	Total	0	1078	0.00	691	684	316	326	1					
Cherry Hill Emergency Ballots	Total	0	0	0.00										
Cherry Hill Twp	TC-Early Voting	60167	400	0.66	234	239	138	139	2					
Cherry Hill Twp	TC-Emergency	60167	0	0.00										
Cherry Hill Twp	TC-Machine	60167	11420	18.98	5437	5363	5109	5080	26					
Cherry Hill Twp	TC-Mail-In Ballot	60167	13940	23.17	10395	10306	2946	3006	14					
Cherry Hill Twp	TC-Provisional	60167	1078	1.79	691	684	316	326	1					
Cherry Hill Twp	Total	60167	26838	44.61	16757	16592	8509	8551	43					
Chesilhurst Dist 1	Total	1273	445	34.96	291	279	129	130						
Chesilhurst Provisional	Total	0	8	0.00	***	***	***	***	***	***	***	***	***	***
Chesilhurst Emergency Ballots	Total	0	0	0.00										

**Board of County Commissioners**

		Registered	Ballots Cast	Turnout (%)	Edward T. McDONNELL	Virginia RUIZ-BETTERIDGE	Ian GILL	Joe MILLER	Write-In						
Chesilhurst Borough	TC-Early Voting	1273	6	0.47	***	***	***	***	***	***	***	***	***	***	***
Chesilhurst Borough	TC-Emergency	1273	0	0.00											
Chesilhurst Borough	TC-Machine	1273	242	19.01	133	124	98	96							
Chesilhurst Borough	TC-Mail-In Ballot	1273	197	15.48	154	152	29	31							
Chesilhurst Borough	TC-Provisional	1273	8	0.63	***	***	***	***	***	***	***	***	***	***	***
Chesilhurst Borough	Total	1273	453	35.59	296	282	132	133							
Clementon Dist 1	Total	1245	386	31.00	238	230	128	133							
Clementon Dist 2	Total	1085	345	31.80	210	211	124	126							
Clementon Dist 3	Total	1422	446	31.36	271	267	157	155	4						
Clementon Provisional	Total	0	32	0.00	23	23	8	8							
Clementon Emergency Ballots	Total	0	0	0.00											
Clementon Borough	TC-Early Voting	3752	15	0.40	8	7	8	7							
Clementon Borough	TC-Emergency	3752	0	0.00											
Clementon Borough	TC-Machine	3752	624	16.63	306	303	281	283							
Clementon Borough	TC-Mail-In Ballot	3752	538	14.34	405	398	120	124	4						
Clementon Borough	TC-Provisional	3752	32	0.85	23	23	8	8							
Clementon Borough	Total	3752	1209	32.22	742	731	417	422	4						
Collingswood Dist 1	Total	773	432	55.89	345	336	74	76	1						
Collingswood Dist 2	Total	1083	608	56.14	476	474	98	104	6						
Collingswood Dist 3	Total	681	299	43.91	226	224	62	62	2						
Collingswood Dist 4	Total	1004	518	51.59	393	388	96	106	2						
Collingswood Dist 5	Total	1047	194	18.53	151	151	29	31							
Collingswood Dist 6	Total	767	413	53.85	290	291	94	98							
Collingswood Dist 7	Total	1032	563	54.55	432	428	104	109	2						
Collingswood Dist 8	Total	877	481	54.85	378	368	92	90	4						
Collingswood Dist 9	Total	1391	616	44.28	475	464	116	117							
Collingswood Dist 10	Total	876	416	47.49	302	293	89	92	4						
Collingswood Dist 11	Total	988	478	48.38	351	355	93	95	3						
Collingswood Dist 12	Total	639	353	55.24	284	277	58	57	1						
Collingswood Provisional	Total	0	143	0.00	108	110	25	22	1						
Collingswood Emergency Ballots	Total	0	0	0.00											
Collingswood Borough	TC-Early Voting	11158	220	1.97	157	156	53	58							
Collingswood Borough	TC-Emergency	11158	0	0.00											
Collingswood Borough	TC-Machine	11158	2728	24.45	1860	1822	701	710	16						
Collingswood Borough	TC-Mail-In Ballot	11158	2423	21.72	2086	2071	251	269	9						
Collingswood Borough	TC-Provisional	11158	143	1.28	108	110	25	22	1						
Collingswood Borough	Total	11158	5514	49.42	4211	4159	1030	1059	26						
Gibbsboro Dist 1	Total	984	428	43.50	230	218	168	177							
Gibbsboro Dist 2	Total	861	353	41.00	183	176	160	157							

**Board of County Commissioners**

		Registered	Ballots Cast	Turnout (%)	Edward T. McDONNELL	Virginia RUIZ-BETTERIDGE	Ian GILL	Joe MILLER	Write-In					
Gibbsboro Provisional	Total	0	22	0.00	15	13	6	8						
Gibbsboro Emergency Ballots	Total	0	0	0.00										
Gibbsboro Borough	TC-Early Voting	1845	5	0.27	***	***	***	***	***	***	***	***	***	***
Gibbsboro Borough	TC-Emergency	1845	0	0.00										
Gibbsboro Borough	TC-Machine	1845	410	22.22	159	148	231	239						
Gibbsboro Borough	TC-Mail-In Ballot	1845	366	19.84	253	245	93	91						
Gibbsboro Borough	TC-Provisional	1845	22	1.19	15	13	6	8						
Gibbsboro Borough	Total	1845	803	43.52	428	407	334	342						
Gloucester City W1 D1	Total	1061	222	20.92	128	123	85	84						
Gloucester City W1 D2	Total	791	283	35.78	175	177	87	90						
Gloucester City W1 D3	Total	712	253	35.53	113	111	125	128						
Gloucester City Ward 1 Provisional	Total	0	23	0.00	14	12	7	8						
Gloucester City W1 Emergency Ballots	Total	0	0	0.00										
Gloucester City W2 D1	Total	807	200	24.78	124	119	67	67						
Gloucester City W2 D2	Total	917	364	39.69	207	203	131	129						
Gloucester City W2 D3	Total	1096	447	40.78	254	248	161	167						
Gloucester City Ward 2 Provisional	Total	0	22	0.00	13	12	9	9						
Gloucester City W2 Emergency Ballots	Total	0	0	0.00										
Gloucester City W3 D1	Total	1204	309	25.66	167	160	121	126						
Gloucester City W3 D2	Total	1160	399	34.40	183	183	190	192						
Gloucester City Ward 3 Provisional	Total	0	13	0.00	***	***	***	***	***	***	***	***	***	***
Gloucester City W3 Emergency Ballots	Total	0	0	0.00										
Gloucester City	TC-Early Voting	7748	25	0.32	18	17	8	7						
Gloucester City	TC-Emergency	7748	0	0.00										
Gloucester City	TC-Machine	7748	1510	19.49	665	650	738	749						
Gloucester City	TC-Mail-In Ballot	7748	942	12.16	668	657	221	227						
Gloucester City	TC-Provisional	7748	58	0.75	34	31	22	23						
Gloucester City	Total	7748	2535	32.72	1385	1355	989	1006						
Gloucester Twp Dist 1	Total	798	292	36.59	120	123	145	146						
Gloucester Twp Dist 2	Total	867	323	37.25	152	153	156	155						
Gloucester Twp Dist 3	Total	875	342	39.09	173	169	150	152						
Gloucester Twp Dist 4	Total	1223	449	36.71	223	218	195	200	1					
Gloucester Twp Dist 5	Total	1507	494	32.78	280	278	172	178						
Gloucester Twp Dist 6	Total	1652	521	31.54	274	270	202	206						
Gloucester Twp Dist 7	Total	1251	458	36.61	206	196	212	214	3					
Gloucester Twp Dist 8	Total	1262	465	36.85	316	317	121	120						
Gloucester Twp Dist 9	Total	1424	581	40.80	309	318	225	223	1					

**Board of County Commissioners**

		Registered	Ballots Cast	Turnout (%)	Edward T. McDONNELL	Virginia RUIZ-BETTERIDGE	Ian GILL	Joe MILLER	Write-In				
Gloucester Twp Dist 10	Total	1068	354	33.15	155	156	180	187	1				
Gloucester Twp Dist 11	Total	1123	478	42.56	238	236	217	220					
Gloucester Twp Dist 12	Total	1240	581	46.85	306	293	251	255					
Gloucester Twp Dist 13	Total	1780	416	23.37	251	248	133	140					
Gloucester Twp Dist 14	Total	1402	406	28.96	293	290	85	90					
Gloucester Twp Dist 15	Total	1524	606	39.76	295	288	283	283					
Gloucester Twp Dist 16	Total	1210	537	44.38	272	276	245	236					
Gloucester Twp Dist 17	Total	2370	564	23.80	360	353	173	166	2				
Gloucester Twp Dist 18	Total	1691	480	28.39	306	301	144	140					
Gloucester Twp Dist 19	Total	1552	554	35.70	320	328	196	201					
Gloucester Twp Dist 20	Total	1412	558	39.52	313	317	205	211	4				
Gloucester Twp Dist 21	Total	812	294	36.21	156	152	127	118	2				
Gloucester Twp Dist 22	Total	1010	395	39.11	219	213	155	167					
Gloucester Twp Dist 23	Total	1430	447	31.26	307	310	107	103					
Gloucester Twp Dist 24	Total	1346	598	44.43	336	335	233	227	1				
Gloucester Twp Dist 25	Total	1253	510	40.70	237	232	250	254					
Gloucester Twp Dist 26	Total	1002	408	40.72	197	189	185	191					
Gloucester Twp Dist 27	Total	1079	440	40.78	212	208	214	213					
Gloucester Twp Dist 28	Total	1273	292	22.94	200	196	76	79					
Gloucester Twp Dist 29	Total	1444	582	40.30	325	317	234	236					
Gloucester Twp Dist 30	Total	1610	551	34.22	264	261	253	251					
Gloucester Twp Dist 31	Total	1144	412	36.01	240	239	146	152	1				
Gloucester Twp Dist 32	Total	1355	588	43.39	326	310	251	245					
Gloucester Twp Dist 33	Total	1447	488	33.72	327	325	133	133					
Gloucester Twp Dist 34	Total	1067	477	44.70	309	303	139	144					
Gloucester Twp Dist 35	Total	1789	664	37.12	410	403	218	218					
Gloucester Twp Dist 36	Total	973	394	40.49	222	218	156	152					
Gloucester Twp Dist 37	Total	667	146	21.89	119	116	18	19					
Gloucester Twp Dist 38	Total	832	291	34.98	186	179	81	84					
Gloucester Twp Dist 39	Total	678	308	45.43	189	179	100	104					
Gloucester Twp Dist 40	Total	1246	414	33.23	238	235	156	161	2				
Gloucester Twp Provisional	Total	0	501	0.00	280	280	198	202	1				
Gloucester Twp Emergency Ballots	Total	0	0	0.00									
Gloucester Twp	TC-Early Voting	50688	322	0.64	171	168	133	134					
Gloucester Twp	TC-Emergency	50688	0	0.00									
Gloucester Twp	TC-Machine	50688	9417	18.58	4061	3994	4628	4655	10				
Gloucester Twp	TC-Mail-In Ballot	50688	8419	16.61	5949	5886	2161	2185	8				
Gloucester Twp	TC-Provisional	50688	501	0.99	280	280	198	202	1				
Gloucester Twp	Total	50688	18659	36.81	10461	10328	7120	7176	19				
Haddon Twp Dist 1	Total	1076	507	47.12	316	317	166	164	2				
Haddon Twp Dist 2	Total	712	352	49.44	231	228	104	108	2				
Haddon Twp Dist 3	Total	1223	682	55.76	424	411	224	231	1				
Haddon Twp Dist 4	Total	766	313	40.86	194	194	103	103					



**Board of County Commissioners**

		Registered	Ballots Cast	Turnout (%)	Edward T. McDONNELL	Virginia RUIZ-BETTERIDGE	Ian GILL	Joe MILLER	Write-In				
Haddon Twp Dist 5	Total	579	235	40.59	149	148	71	71					
Haddon Twp Dist 6	Total	779	304	39.02	186	182	104	102					
Haddon Twp Dist 7	Total	754	423	56.10	293	286	104	110	3				
Haddon Twp Dist 8	Total	979	386	39.43	262	258	103	106					
Haddon Twp Dist 9	Total	628	352	56.05	243	233	95	103					
Haddon Twp Dist 10	Total	771	403	52.27	255	247	125	125	2				
Haddon Twp Dist 11	Total	957	498	52.04	347	339	130	136					
Haddon Twp Dist 12	Total	1477	778	52.67	510	490	238	243					
Haddon Twp Dist 13	Total	727	347	47.73	216	218	114	114	2				
Haddon Twp Dist 14	Total	757	378	49.93	247	242	111	113					
Haddon Twp Dist 15	Total	757	377	49.80	260	263	90	89					
Haddon Twp Provisional	Total	0	190	0.00	142	138	43	38	2				
Haddon Twp Emergency Ballots	Total	0	0	0.00									
Haddon Twp	TC-Early Voting	12942	140	1.08	84	79	51	54					
Haddon Twp	TC-Emergency	12942	0	0.00									
Haddon Twp	TC-Machine	12942	3238	25.02	1743	1717	1286	1314	8				
Haddon Twp	TC-Mail-In Ballot	12942	2957	22.85	2306	2260	545	550	4				
Haddon Twp	TC-Provisional	12942	190	1.47	142	138	43	38	2				
Haddon Twp	Total	12942	6525	50.42	4275	4194	1925	1956	14				
Haddonfield Dist 1	Total	1248	629	50.40	377	384	224	217					
Haddonfield Dist 2	Total	1449	698	48.17	457	462	195	201	2				
Haddonfield Dist 3	Total	1039	550	52.94	375	377	139	143					
Haddonfield Dist 4	Total	828	405	48.91	180	182	200	200					
Haddonfield Dist 5	Total	735	368	50.07	193	192	146	149					
Haddonfield Dist 6	Total	1015	593	58.42	364	367	191	188	1				
Haddonfield Dist 7	Total	979	552	56.38	367	364	148	154					
Haddonfield Dist 8	Total	1105	611	55.29	410	405	164	163	1				
Haddonfield Dist 9	Total	1240	708	57.10	435	433	227	234					
Haddonfield Dist 10	Total	883	477	54.02	288	286	161	170	2				
Haddonfield Provisional	Total	0	183	0.00	105	108	61	62					
Haddonfield Emergency Ballots	Total	0	0	0.00									
Haddonfield Borough	TC-Early Voting	10521	179	1.70	94	95	71	72					
Haddonfield Borough	TC-Emergency	10521	0	0.00									
Haddonfield Borough	TC-Machine	10521	2287	21.74	1061	1065	1037	1044	4				
Haddonfield Borough	TC-Mail-In Ballot	10521	3125	29.70	2291	2292	687	703	2				
Haddonfield Borough	TC-Provisional	10521	183	1.74	105	108	61	62					
Haddonfield Borough	Total	10521	5774	54.88	3551	3560	1856	1881	6				
Haddon Heights Dist 1	Total	837	416	49.70	262	248	145	152					
Haddon Heights Dist 2	Total	716	356	49.72	225	227	116	119					
Haddon Heights Dist 3	Total	1116	601	53.85	380	380	201	198					

**Board of County Commissioners**

		Registered	Ballots Cast	Turnout (%)	Edward T. McDONNELL	Virginia RUIZ-BETTERIDGE	Ian GILL	Joe MILLER	Write-In					
Haddon Heights Dist 4	Total	672	365	54.32	231	226	125	125						
Haddon Heights Dist 5	Total	1005	564	56.12	380	372	172	180						
Haddon Heights Dist 6	Total	1051	528	50.24	320	319	191	197						
Haddon Heights Dist 7	Total	1056	526	49.81	312	308	196	211	1					
Haddon Heights Provisional	Total	0	96	0.00	70	67	25	26						
Haddon Heights Emergency Ballots	Total	0	0	0.00										
Haddon Heights Borough	TC-Early Voting	6453	53	0.82	27	27	24	26						
Haddon Heights Borough	TC-Emergency	6453	0	0.00										
Haddon Heights Borough	TC-Machine	6453	1647	25.52	834	812	768	784						
Haddon Heights Borough	TC-Mail-In Ballot	6453	1656	25.66	1249	1241	354	372	1					
Haddon Heights Borough	TC-Provisional	6453	96	1.49	70	67	25	26						
Haddon Heights Borough	Total	6453	3452	53.49	2180	2147	1171	1208	1					
Hi-Nella Dist 1	Total	716	211	29.47	135	136	65	68	2					
Hi Nella Provisional	Total	0	7	0.00	***	***	***	***	***	***	***	***	***	***
Hi Nella Emergency Ballots	Total	0	0	0.00										
Hi-Nella Borough	TC-Early Voting	716	0	0.00										
Hi-Nella Borough	TC-Emergency	716	0	0.00										
Hi-Nella Borough	TC-Machine	716	119	16.62	67	69	45	47						
Hi-Nella Borough	TC-Mail-In Ballot	716	92	12.85	68	67	20	21	2					
Hi-Nella Borough	TC-Provisional	716	7	0.98	***	***	***	***	***	***	***	***	***	***
Hi-Nella Borough	Total	716	218	30.45	140	141	66	69	2					
Laurel Springs Dist 1	Total	891	285	31.99	185	183	85	87	3					
Laurel Springs Dist 2	Total	758	389	51.32	209	203	160	160						
Laurel Springs Provisional	Total	0	21	0.00	16	15	5	5						
Laurel Springs Emergency Ballots	Total	0	0	0.00										
Laurel Springs Borough	TC-Early Voting	1649	8	0.49	***	***	***	***	***	***	***	***	***	***
Laurel Springs Borough	TC-Emergency	1649	0	0.00										
Laurel Springs Borough	TC-Machine	1649	405	24.56	194	193	190	186	3					
Laurel Springs Borough	TC-Mail-In Ballot	1649	261	15.83	197	190	50	56						
Laurel Springs Borough	TC-Provisional	1649	21	1.27	16	15	5	5						
Laurel Springs Borough	Total	1649	695	42.15	410	401	250	252	3					
Lawnside Dist 1	Total	1249	506	40.51	468	459	18	16						
Lawnside Dist 2	Total	1292	482	37.31	428	416	29	26						
Lawnside Provisional	Total	0	32	0.00	28	28								
Lawnside Emergency Ballots	Total	0	0	0.00										
Lawnside Borough	TC-Early Voting	2541	12	0.47	***	***	***	***	***	***	***	***	***	***
Lawnside Borough	TC-Emergency	2541	0	0.00										

**Board of County Commissioners**

		Registered	Ballots Cast	Turnout (%)	Edward T. McDONNELL	Virginia RUIZ-BETTERIDGE	Ian GILL	Joe MILLER	Write-In						
Lawnside Borough	TC-Machine	2541	502	19.76	450	430	30	25							
Lawnside Borough	TC-Mail-In Ballot	2541	474	18.65	434	433	17	17							
Lawnside Borough	TC-Provisional	2541	32	1.26	28	28									
Lawnside Borough	Total	2541	1020	40.14	924	903	47	42							
Lindenwold Dist 1	Total	1413	428	30.29	274	268	133	134							
Lindenwold Dist 2	Total	1377	416	30.21	276	269	116	126							
Lindenwold Dist 3	Total	1010	353	34.95	236	231	106	105							
Lindenwold Dist 4	Total	1804	547	30.32	391	384	127	125	1						
Lindenwold Dist 5	Total	1173	225	19.18	195	188	22	28							
Lindenwold Dist 6	Total	1407	423	30.06	347	346	61	63							
Lindenwold Dist 7	Total	922	163	17.68	121	116	30	28							
Lindenwold Dist 8	Total	1558	385	24.71	292	294	69	73							
Lindenwold Dist 9	Total	875	277	31.66	198	201	65	65	2						
Lindenwold Provisional	Total	0	82	0.00	65	65	13	13							
Lindenwold Emergency Ballots	Total	0	0	0.00											
Lindenwold Borough	TC-Early Voting	11539	44	0.38	36	37	6	7							
Lindenwold Borough	TC-Emergency	11539	0	0.00											
Lindenwold Borough	TC-Machine	11539	1600	13.87	1016	996	479	475	1						
Lindenwold Borough	TC-Mail-In Ballot	11539	1573	13.63	1278	1264	244	265	2						
Lindenwold Borough	TC-Provisional	11539	82	0.71	65	65	13	13							
Lindenwold Borough	Total	11539	3299	28.59	2395	2362	742	760	3						
Magnolia Dist 1	Total	931	289	31.04	194	189	88	86							
Magnolia Dist 2	Total	745	266	35.70	160	163	93	96							
Magnolia Dist 3	Total	872	308	35.32	185	182	111	111							
Magnolia Dist 4	Total	914	361	39.50	217	214	123	126							
Magnolia Provisional	Total	0	46	0.00	31	29	13	12							
Magnolia Emergency Ballots	Total	0	0	0.00											
Magnolia Borough	TC-Early Voting	3462	14	0.40	***	***	***	***	***	***	***	***	***	***	***
Magnolia Borough	TC-Emergency	3462	0	0.00											
Magnolia Borough	TC-Machine	3462	762	22.01	398	390	329	333							
Magnolia Borough	TC-Mail-In Ballot	3462	448	12.94	352	352	78	78							
Magnolia Borough	TC-Provisional	3462	46	1.33	31	29	13	12							
Magnolia Borough	Total	3462	1270	36.68	787	777	428	431							
Merchantville Dist 1	Total	1263	555	43.94	374	360	164	162	2						
Merchantville Dist 2	Total	856	379	44.28	266	257	105	106	2						
Merchantville Dist 3	Total	871	279	32.03	185	176	83	83	4						
Merchantville Provisional	Total	0	39	0.00	31	31	6	5							
Merchantville Emergency Ballots	Total	0	0	0.00											

**Board of County Commissioners**

		Registered	Ballots Cast	Turnout (%)	Edward T. McDONNELL	Virginia RUIZ-BETTERIDGE	Ian GILL	Joe MILLER	Write-In				
Merchantville Borough	TC-Early Voting	2990	72	2.41	50	49	19	20					
Merchantville Borough	TC-Emergency	2990	0	0.00									
Merchantville Borough	TC-Machine	2990	602	20.13	342	322	243	244	4				
Merchantville Borough	TC-Mail-In Ballot	2990	539	18.03	433	422	90	87	4				
Merchantville Borough	TC-Provisional	2990	39	1.30	31	31	6	5					
Merchantville Borough	Total	2990	1252	41.87	856	824	358	356	8				
Mt Ephraim Dist 1	Total	870	355	40.80	190	199	140	142					
Mt Ephraim Dist 2	Total	967	390	40.33	188	186	181	181					
Mt Ephraim Dist 3	Total	963	361	37.49	188	190	157	154					
Mt Ephraim Dist 4	Total	911	349	38.31	204	199	128	122	1				
Mt. Ephraim Provisional	Total	0	32	0.00	20	19	9	10					
Mt. Ephraim Emergency Ballots	Total	0	0	0.00									
Mount Ephraim Borough	TC-Early Voting	3711	18	0.49	15	13	3	3	1				
Mount Ephraim Borough	TC-Emergency	3711	0	0.00									
Mount Ephraim Borough	TC-Machine	3711	863	23.26	339	338	467	460					
Mount Ephraim Borough	TC-Mail-In Ballot	3711	574	15.47	416	423	136	136					
Mount Ephraim Borough	TC-Provisional	3711	32	0.86	20	19	9	10					
Mount Ephraim Borough	Total	3711	1487	40.07	790	793	615	609	1				
Oaklyn Dist 1	Total	746	366	49.06	270	273	83	87					
Oaklyn Dist 2	Total	913	338	37.02	223	226	100	97	2				
Oaklyn Dist 3	Total	824	350	42.48	223	209	121	128					
Oaklyn Dist 4	Total	782	386	49.36	268	265	104	112	1				
Oaklyn Provisional	Total	0	28	0.00	25	21	3	3					
Oaklyn Emergency Ballots	Total	0	0	0.00									
Oaklyn Borough	TC-Early Voting	3265	24	0.74	21	21	3	3					
Oaklyn Borough	TC-Emergency	3265	0	0.00									
Oaklyn Borough	TC-Machine	3265	828	25.36	482	474	311	324	2				
Oaklyn Borough	TC-Mail-In Ballot	3265	588	18.01	481	478	94	97	1				
Oaklyn Borough	TC-Provisional	3265	28	0.86	25	21	3	3					
Oaklyn Borough	Total	3265	1468	44.96	1009	994	411	427	3				
Pennsauken Dist 1	Total	1199	311	25.94	232	230	55	62					
Pennsauken Dist 2	Total	1588	479	30.16	418	404	40	42	1				
Pennsauken Dist 3	Total	1115	433	38.83	280	268	142	141					
Pennsauken Dist 4	Total	1584	423	26.70	316	310	86	86					
Pennsauken Dist 5	Total	826	344	41.65	236	220	98	101					
Pennsauken Dist 6	Total	1426	564	39.55	366	361	171	174	4				
Pennsauken Dist 7	Total	1446	363	25.10	252	248	95	96					
Pennsauken Dist 8	Total	1071	352	32.87	246	244	93	92					

**Board of County Commissioners**

		Registered	Ballots Cast	Turnout (%)	Edward T. McDONNELL	Virginia RUIZ-BETTERIDGE	Ian GILL	Joe MILLER	Write-In				
Pennsauken Dist 9	Total	986	258	26.17	168	160	80	81					
Pennsauken Dist 10	Total	967	365	37.75	239	239	106	110					
Pennsauken Dist 11	Total	1126	417	37.03	284	285	110	111	3				
Pennsauken Dist 12	Total	980	247	25.20	173	176	57	54	1				
Pennsauken Dist 13	Total	973	380	39.05	220	208	142	144	1				
Pennsauken Dist 14	Total	1155	363	31.43	298	288	45	48	3				
Pennsauken Dist 15	Total	1365	291	21.32	239	230	37	36	1				
Pennsauken Dist 16	Total	847	208	24.56	171	162	20	19					
Pennsauken Dist 17	Total	1501	487	32.45	337	330	127	123	2				
Pennsauken Dist 18	Total	1457	538	36.93	352	346	163	166					
Pennsauken Dist 19	Total	794	248	31.23	183	181	55	57					
Pennsauken Dist 20	Total	796	239	30.03	208	202	20	17					
Pennsauken Dist 21	Total	887	276	31.12	199	194	62	62					
Pennsauken Dist 22	Total	943	351	37.22	260	256	78	81					
Pennsauken Dist 23	Total	869	329	37.86	233	228	77	81	2				
Pennsauken Dist 24	Total	727	126	17.33	109	108	12	12					
Pennsauken Provisional	Total	0	238	0.00	159	155	66	74					
Pennsauken Emergency Ballots	Total	0	0	0.00									
Pennsauken Twp	TC-Early Voting	26628	128	0.48	92	95	33	32					
Pennsauken Twp	TC-Emergency	26628	0	0.00									
Pennsauken Twp	TC-Machine	26628	4559	17.12	2901	2798	1381	1389	11				
Pennsauken Twp	TC-Mail-In Ballot	26628	3705	13.91	3026	2985	557	575	7				
Pennsauken Twp	TC-Provisional	26628	238	0.89	159	155	66	74					
Pennsauken Twp	Total	26628	8630	32.41	6178	6033	2037	2070	18				
Pine Hill Dist 1	Total	1287	393	30.54	273	273	101	100					
Pine Hill Dist 2	Total	1321	431	32.63	249	248	162	171					
Pine Hill Dist 3	Total	1411	474	33.59	300	295	163	164					
Pine Hill Dist 4	Total	1404	375	26.71	288	292	69	72					
Pine Hill Dist 5	Total	1381	465	33.67	254	242	196	190					
Pine Hill Dist 6	Total	946	200	21.14	143	146	38	39					
Pine Hill Provisional	Total	0	93	0.00	64	63	24	25					
Pine Hill Emergency Ballots	Total	0	0	0.00									
Pine Hill Borough	TC-Early Voting	7750	34	0.44	23	24	10	9					
Pine Hill Borough	TC-Emergency	7750	0	0.00									
Pine Hill Borough	TC-Machine	7750	1218	15.72	653	647	495	491					
Pine Hill Borough	TC-Mail-In Ballot	7750	1086	14.01	831	825	224	236					
Pine Hill Borough	TC-Provisional	7750	93	1.20	64	63	24	25					
Pine Hill Borough	Total	7750	2431	31.37	1571	1559	753	761					
Runnemede Dist 1	Total	808	286	35.40	164	157	108	116					
Runnemede Dist 2	Total	1155	432	37.40	277	272	144	148					
Runnemede Dist 3	Total	817	304	37.21	162	167	120	121					

**Board of County Commissioners**

		Registered	Ballots Cast	Turnout (%)	Edward T. McDONNELL	Virginia RUIZ-BETTERIDGE	Ian GILL	Joe MILLER	Write-In					
Runnemede Dist 4	Total	962	376	39.09	208	211	149	139	2					
Runnemede Dist 5	Total	1445	517	35.78	285	295	205	201	4					
Runnemede Dist 6	Total	1164	424	36.43	206	216	198	193						
Runnemede Provisional	Total	0	60	0.00	31	30	29	29						
Runnemede Emergency Ballots	Total	0	0	0.00										
Runnemede Borough	TC-Early Voting	6351	80	1.26	39	39	40	40						
Runnemede Borough	TC-Emergency	6351	0	0.00										
Runnemede Borough	TC-Machine	6351	1163	18.31	485	493	610	607	1					
Runnemede Borough	TC-Mail-In Ballot	6351	1096	17.26	778	786	274	271	5					
Runnemede Borough	TC-Provisional	6351	60	0.94	31	30	29	29						
Runnemede Borough	Total	6351	2399	37.77	1333	1348	953	947	6					
Somerdale Dist 1	Total	1599	562	35.15	377	373	157	167						
Somerdale Dist 2	Total	914	301	32.93	211	208	81	82						
Somerdale Dist 3	Total	890	289	32.47	200	198	68	74						
Somerdale Dist 4	Total	908	344	37.89	223	220	103	106						
Somerdale Provisional	Total	0	47	0.00	28	29	17	15						
Somerdale Emergency Ballots	Total	0	0	0.00										
Somerdale Borough	TC-Early Voting	4311	15	0.35	14	14	1	1						
Somerdale Borough	TC-Emergency	4311	0	0.00										
Somerdale Borough	TC-Machine	4311	896	20.78	520	515	326	333						
Somerdale Borough	TC-Mail-In Ballot	4311	585	13.57	477	470	82	95						
Somerdale Borough	TC-Provisional	4311	47	1.09	28	29	17	15						
Somerdale Borough	Total	4311	1543	35.79	1039	1028	426	444						
Stratford Dist 1	Total	671	260	38.75	160	154	93	89						
Stratford Dist 2	Total	935	416	44.49	230	226	174	176						
Stratford Dist 3	Total	967	370	38.26	223	219	129	132						
Stratford Dist 4	Total	1116	501	44.89	282	277	205	206	1					
Stratford Dist 5	Total	795	204	25.66	139	136	56	57						
Stratford Dist 6	Total	943	421	44.64	240	236	159	161						
Stratford Provisional	Total	0	52	0.00	35	38	16	14						
Stratford Emergency Ballots	Total	0	0	0.00										
Stratford Borough	TC-Early Voting	5427	18	0.33	10	10	8	8						
Stratford Borough	TC-Emergency	5427	0	0.00										
Stratford Borough	TC-Machine	5427	1123	20.69	492	473	578	592	1					
Stratford Borough	TC-Mail-In Ballot	5427	1031	19.00	772	765	230	221						
Stratford Borough	TC-Provisional	5427	52	0.96	35	38	16	14						
Stratford Borough	Total	5427	2224	40.98	1309	1286	832	835	1					
Tavistock Dist 1	Total	11	8	72.73	***	***	***	***	***	***	***	***	***	***

**Board of County Commissioners**

		Registered	Ballots Cast	Turnout (%)	Edward T. McDONNELL	Virginia RUIZ-BETTERIDGE	Ian GILL	Joe MILLER	Write-In					
Tavistock Provisional	Total	0	0	0.00										
Tavistock Emergency Ballots	Total	0	0	0.00										
Tavistock Borough	TC-Early Voting	11	0	0.00										
Tavistock Borough	TC-Emergency	11	0	0.00										
Tavistock Borough	TC-Machine	11	0	0.00										
Tavistock Borough	TC-Mail-In Ballot	11	8	72.73	***	***	***	***	***	***	***	***	***	***
Tavistock Borough	TC-Provisional	11	0	0.00										
Tavistock Borough	Total	11	8	72.73	***	***	***	***	***	***	***	***	***	***
Voorhees Dist 1	Total	1651	669	40.52	417	424	231	222						
Voorhees Dist 2	Total	1506	643	42.70	362	353	257	259	2					
Voorhees Dist 3	Total	1370	558	40.73	333	336	195	195	1					
Voorhees Dist 4	Total	1512	405	26.79	283	273	102	104	1					
Voorhees Dist 5	Total	1494	525	35.14	374	374	124	126						
Voorhees Dist 6	Total	1451	660	45.49	373	368	268	271						
Voorhees Dist 7	Total	785	385	49.04	246	242	129	131	1					
Voorhees Dist 8	Total	1832	667	36.41	484	470	167	170						
Voorhees Dist 9	Total	1476	637	43.16	386	390	226	229						
Voorhees Dist 10	Total	1123	487	43.37	325	323	138	145						
Voorhees Dist 11	Total	1096	525	47.90	317	306	191	201						
Voorhees Dist 12	Total	1075	438	40.74	257	255	168	166						
Voorhees Dist 13	Total	1488	577	38.78	385	385	167	164						
Voorhees Dist 14	Total	981	424	43.22	284	280	126	125						
Voorhees Dist 15	Total	1289	591	45.85	408	404	152	158						
Voorhees Dist 16	Total	958	414	43.22	248	246	143	148	1					
Voorhees Dist 17	Total	727	453	62.31	314	305	123	121	2					
Voorhees Dist 18	Total	1265	284	22.45	205	205	66	66						
Voorhees Dist 19	Total	1070	501	46.82	344	344	131	132						
Voorhees Provisional	Total	0	321	0.00	218	217	90	89						
Voorhees Emergency Ballots	Total	0	0	0.00										
Voorhees Twp	TC-Early Voting	24149	385	1.59	252	247	124	128						
Voorhees Twp	TC-Emergency	24149	0	0.00										
Voorhees Twp	TC-Machine	24149	4063	16.82	2057	2031	1801	1826	1					
Voorhees Twp	TC-Mail-In Ballot	24149	5395	22.34	4036	4005	1179	1179	7					
Voorhees Twp	TC-Provisional	24149	321	1.33	218	217	90	89						
Voorhees Twp	Total	24149	10164	42.09	6563	6500	3194	3222	8					
Waterford Dist 1	Total	1284	529	41.20	179	172	336	335						
Waterford Dist 2	Total	1374	549	39.96	259	257	267	265	1					
Waterford Dist 3	Total	1047	397	37.92	155	160	225	223						
Waterford Dist 4	Total	1009	465	46.09	146	147	298	296	1					
Waterford Dist 5	Total	1207	444	36.79	211	208	221	223						
Waterford Dist 6	Total	722	305	42.24	108	108	176	181						

**Board of County Commissioners**

		Registered	Ballots Cast	Turnout (%)	Edward T. McDONNELL	Virginia RUIZ-BETTERIDGE	Ian GILL	Joe MILLER	Write-In				
Waterford Dist 7	Total	1249	576	46.12	211	206	344	345					
Waterford Dist 8	Total	726	337	46.42	122	125	201	208	1				
Waterford Provisional	Total	0	93	0.00	40	42	49	47					
Waterford Emergency Ballots	Total	0	0	0.00									
Waterford Twp	TC-Early Voting	8618	78	0.91	26	26	51	51					
Waterford Twp	TC-Emergency	8618	0	0.00									
Waterford Twp	TC-Machine	8618	2087	24.22	505	495	1485	1489	3				
Waterford Twp	TC-Mail-In Ballot	8618	1437	16.67	860	862	532	536					
Waterford Twp	TC-Provisional	8618	93	1.08	40	42	49	47					
Waterford Twp	Total	8618	3695	42.88	1431	1425	2117	2123	3				
Winslow W1 D1	Total	1204	581	48.26	232	229	314	321					
Winslow W1 D2	Total	1392	507	36.42	171	165	307	314					
Winslow W1 D3	Total	874	364	41.65	145	138	197	202					
Winslow W1 D4	Total	1562	650	41.61	339	325	282	288					
Winslow W1 D5	Total	1428	573	40.13	259	252	288	295	2				
Winslow W1 D6	Total	995	376	37.79	224	226	133	134					
Winslow Ward 1 Provisional	Total	0	86	0.00	29	31	54	53					
Winslow W1 Emergency Ballots	Total	0	0	0.00									
Winslow W2 D1	Total	2709	1007	37.17	673	662	303	314					
Winslow W2 D2	Total	1131	495	43.77	277	266	207	206					
Winslow W2 D3	Total	1868	634	33.94	434	423	166	168					
Winslow W2 D4	Total	1276	590	46.24	347	345	213	212	1				
Winslow W2 D5	Total	1241	493	39.73	301	295	170	166	2				
Winslow Ward 2 Provisional	Total	0	80	0.00	58	56	20	21					
Winslow W2 Emergency Ballots	Total	0	0	0.00									
Winslow W3 D1	Total	1627	582	35.77	486	473	59	63					
Winslow W3 D2	Total	1539	431	28.01	383	378	27	24					
Winslow W3 D3	Total	1484	367	24.73	301	296	50	49	1				
Winslow W3 D4	Total	1324	436	32.93	326	314	91	87					
Winslow W3 D5	Total	1506	574	38.11	486	472	53	56	2				
Winslow Ward 3 Provisional	Total	0	66	0.00	56	60	4	2					
Winslow W3 Emergency Ballots	Total	0	0	0.00									
Winslow W4 D1	Total	884	439	49.66	233	231	191	187					
Winslow W4 D2	Total	1914	596	31.14	446	437	117	126	1				
Winslow W4 D3	Total	2078	785	37.78	561	546	182	184					
Winslow W4 D4	Total	1406	538	38.26	342	338	168	171	1				
Winslow W4 D5	Total	1783	644	36.12	448	447	156	150					
Winslow Ward 4 Provisional	Total	0	115	0.00	71	69	38	41					
Winslow W4 Emergency Ballots	Total	0	0	0.00									
Winslow Twp	TC-Early Voting	31225	385	1.23	265	265	97	109	1				



**Board of County Commissioners**

		Registered	Ballots Cast	Turnout (%)	Edward T. McDONNELL	Virginia RUIZ-BETTERIDGE	Ian GILL	Joe MILLER	Write-In					
Winslow Twp	TC-Emergency	31225	0	0.00										
Winslow Twp	TC-Machine	31225	6012	19.25	3185	3071	2455	2472	5					
Winslow Twp	TC-Mail-In Ballot	31225	5265	16.86	3964	3922	1122	1136	4					
Winslow Twp	TC-Provisional	31225	347	1.11	214	216	116	117						
Winslow Twp	Total	31225	12009	38.46	7628	7474	3790	3834	10					
Woodlynne Dist 1	Total	995	181	18.19	127	125	42	41						
Woodlynne Dist 2	Total	817	178	21.79	137	133	28	31	1					
Woodlynne Provisional	Total	0	13	0.00	***	***	***	***	***	***	***	***	***	***
Woodlynne Emergency Ballots	Total	0	0	0.00										
Woodlynne Borough	TC-Early Voting	1812	4	0.22	***	***	***	***	***	***	***	***	***	***
Woodlynne Borough	TC-Emergency	1812	0	0.00										
Woodlynne Borough	TC-Machine	1812	221	12.20	157	148	47	48	1					
Woodlynne Borough	TC-Mail-In Ballot	1812	134	7.40	103	106	23	24						
Woodlynne Borough	TC-Provisional	1812	13	0.72	***	***	***	***	***	***	***	***	***	***
Woodlynne Borough	Total	1812	372	20.53	272	266	75	77	1					
Total - TC-Early Voting		392218	2985	0.76	1827	1818	1024	1052	5					
Total - TC-Emergency		392218	0	0.00										
Total - TC-Machine		392218	72719	18.54	36842	35996	30783	30976	119					
Total - TC-Mail-In Ballot		392218	68273	17.41	51454	51019	14084	14344	86					
Total - TC-Provisional		392218	4612	1.18	2981	2952	1371	1380	6					
Contest Total		392218	148589	37.88	93104	91785	47262	47752	216					

\*\*\* Indicates vote data was suppressed due to voter privacy settings.

**Audubon Park Mayor**

		Registered	Ballots Cast	Turnout (%)	Lawrence E. PENNOCK	Write-In								
Audubon Park Dist 1	Total	831	349	42.00	233	11								
Audubon Park Provisional	Total	0	11	0.00	***	***	***	***	***	***	***	***	***	***
Audubon Park Emergency Ballots	Total	0	0	0.00										
Audubon Park Borough	TC-Early Voting	831	4	0.48	***	***	***	***	***	***	***	***	***	***
Audubon Park Borough	TC-Emergency	831	0	0.00										
Audubon Park Borough	TC-Machine	831	212	25.51	155	6								
Audubon Park Borough	TC-Mail-In Ballot	831	133	16.00	76	4								
Audubon Park Borough	TC-Provisional	831	11	1.32	***	***	***	***	***	***	***	***	***	***
Audubon Park Borough	Total	831	360	43.32	240	12								
Total - TC-Early Voting		831	4	0.48	***	***	***	***	***	***	***	***	***	***
Total - TC-Emergency		831	0	0.00										
Total - TC-Machine		831	212	25.51	155	6								
Total - TC-Mail-In Ballot		831	133	16.00	76	4								
Total - TC-Provisional		831	11	1.32	***	***	***	***	***	***	***	***	***	***
Contest Total		831	360	43.32	240	12								

\*\*\* Indicates vote data was suppressed due to voter privacy settings.

**Audubon Park Council**

		Registered	Ballots Cast	Turnout (%)	Gloria A. JONES	Thomas GOEBEL	Write-In							
Audubon Park Dist 1	Total	831	349	42.00	208	216	7							
Audubon Park Provisional	Total	0	11	0.00	***	***	***	***	***	***	***	***	***	***
Audubon Park Emergency Ballots	Total	0	0	0.00										
Audubon Park Borough	TC-Early Voting	831	4	0.48	***	***	***	***	***	***	***	***	***	***
Audubon Park Borough	TC-Emergency	831	0	0.00										
Audubon Park Borough	TC-Machine	831	212	25.51	107	109	3							
Audubon Park Borough	TC-Mail-In Ballot	831	133	16.00	99	105	4							
Audubon Park Borough	TC-Provisional	831	11	1.32	***	***	***	***	***	***	***	***	***	***
Audubon Park Borough	Total	831	360	43.32	214	222	8							
Total - TC-Early Voting		831	4	0.48	***	***	***	***	***	***	***	***	***	***
Total - TC-Emergency		831	0	0.00										
Total - TC-Machine		831	212	25.51	107	109	3							
Total - TC-Mail-In Ballot		831	133	16.00	99	105	4							
Total - TC-Provisional		831	11	1.32	***	***	***	***	***	***	***	***	***	***
Contest Total		831	360	43.32	214	222	8							

\*\*\* Indicates vote data was suppressed due to voter privacy settings.

**Barrington Council**

		Registered	Ballots Cast	Turnout (%)	Wayne ROBENOLT	Michael L. BEACH	Robert J. DeIVECCHIO	Mark LAZZARO	Write-In					
Barrington Dist 1	Total	1231	630	51.18	328	333	278	277	5					
Barrington Dist 2	Total	981	438	44.65	253	258	172	165						
Barrington Dist 3	Total	1151	516	44.83	286	309	208	192	2					
Barrington Dist 4	Total	1470	566	38.50	322	328	222	220	2					
Barrington Dist 5	Total	530	287	54.15	166	171	113	107						
Barrington Provisional	Total	0	85	0.00	56	54	29	29	2					
Barrington Emergency Ballots	Total	0	0	0.00										
Barrington Borough	TC-Early Voting	5363	43	0.80	18	18	24	26						
Barrington Borough	TC-Emergency	5363	0	0.00										
Barrington Borough	TC-Machine	5363	1325	24.71	573	596	690	680	9					
Barrington Borough	TC-Mail-In Ballot	5363	1069	19.93	764	785	279	255						
Barrington Borough	TC-Provisional	5363	85	1.58	56	54	29	29	2					
Barrington Borough	Total	5363	2522	47.03	1411	1453	1022	990	11					
Total - TC-Early Voting		5363	43	0.80	18	18	24	26						
Total - TC-Emergency		5363	0	0.00										
Total - TC-Machine		5363	1325	24.71	573	596	690	680	9					
Total - TC-Mail-In Ballot		5363	1069	19.93	764	785	279	255						
Total - TC-Provisional		5363	85	1.58	56	54	29	29	2					
Contest Total		5363	2522	47.03	1411	1453	1022	990	11					

\*\*\* Indicates vote data was suppressed due to voter privacy settings.

**Bellmawr Mayor**

		Registered	Ballots Cast	Turnout (%)	Charles 'Chuck' J. SAUTER, III	BILL GROFF	Write-In							
Bellmawr Dist 1	Total	1517	673	44.36	377	231								
Bellmawr Dist 2	Total	1412	666	47.17	351	263	1							
Bellmawr Dist 3	Total	1273	446	35.04	230	182	1							
Bellmawr Dist 4	Total	1058	483	45.65	295	155								
Bellmawr Dist 5	Total	1038	376	36.22	184	152								
Bellmawr Dist 6	Total	1261	483	38.30	268	186	1							
Bellmawr Dist 7	Total	984	431	43.80	257	129	2							
Bellmawr Provisional	Total	0	83	0.00	43	32								
Bellmawr Emergency Ballots	Total	0	0	0.00										
Bellmawr Borough	TC-Early Voting	8543	53	0.62	23	23	1							
Bellmawr Borough	TC-Emergency	8543	0	0.00										
Bellmawr Borough	TC-Machine	8543	2109	24.69	969	915	3							
Bellmawr Borough	TC-Mail-In Ballot	8543	1396	16.34	970	360	1							
Bellmawr Borough	TC-Provisional	8543	83	0.97	43	32								
Bellmawr Borough	Total	8543	3641	42.62	2005	1330	5							
Total - TC-Early Voting		8543	53	0.62	23	23	1							
Total - TC-Emergency		8543	0	0.00										
Total - TC-Machine		8543	2109	24.69	969	915	3							
Total - TC-Mail-In Ballot		8543	1396	16.34	970	360	1							
Total - TC-Provisional		8543	83	0.97	43	32								
Contest Total		8543	3641	42.62	2005	1330	5							

\*\*\* Indicates vote data was suppressed due to voter privacy settings.

**Bellmawr Council UNEX**

		Registered	Ballots Cast	Turnout (%)	Bill EVANS	Doug MILLER	Write-In						
Bellmawr Dist 1	Total	1517	673	44.36	373	215	2						
Bellmawr Dist 2	Total	1412	666	47.17	357	241	1						
Bellmawr Dist 3	Total	1273	446	35.04	223	168	1						
Bellmawr Dist 4	Total	1058	483	45.65	283	153							
Bellmawr Dist 5	Total	1038	376	36.22	187	147							
Bellmawr Dist 6	Total	1261	483	38.30	269	169	1						
Bellmawr Dist 7	Total	984	431	43.80	243	121	1						
Bellmawr Provisional	Total	0	83	0.00	42	32							
Bellmawr Emergency Ballots	Total	0	0	0.00									
Bellmawr Borough	TC-Early Voting	8543	53	0.62	24	22							
Bellmawr Borough	TC-Emergency	8543	0	0.00									
Bellmawr Borough	TC-Machine	8543	2109	24.69	944	847	5						
Bellmawr Borough	TC-Mail-In Ballot	8543	1396	16.34	967	345	1						
Bellmawr Borough	TC-Provisional	8543	83	0.97	42	32							
Bellmawr Borough	Total	8543	3641	42.62	1977	1246	6						
Total - TC-Early Voting		8543	53	0.62	24	22							
Total - TC-Emergency		8543	0	0.00									
Total - TC-Machine		8543	2109	24.69	944	847	5						
Total - TC-Mail-In Ballot		8543	1396	16.34	967	345	1						
Total - TC-Provisional		8543	83	0.97	42	32							
Contest Total		8543	3641	42.62	1977	1246	6						

\*\*\* Indicates vote data was suppressed due to voter privacy settings.

**Bellmawr Council**

		Registered	Ballots Cast	Turnout (%)	Ray BIDER	James Jamie CASEY	Blake PRZYBYSZEWski	Sandy VALDEZ	Mark SHARP	Write-In				
Bellmawr Dist 1	Total	1517	673	44.36	358	359	115	194	198	2				
Bellmawr Dist 2	Total	1412	666	47.17	331	336	110	211	239	2				
Bellmawr Dist 3	Total	1273	446	35.04	219	205	88	150	143	1				
Bellmawr Dist 4	Total	1058	483	45.65	264	255	72	147	139	1				
Bellmawr Dist 5	Total	1038	376	36.22	173	179	72	122	134					
Bellmawr Dist 6	Total	1261	483	38.30	255	256	67	167	149	3				
Bellmawr Dist 7	Total	984	431	43.80	240	244	92	102	108	2				
Bellmawr Provisional	Total	0	83	0.00	41	40	8	29	32					
Bellmawr Emergency Ballots	Total	0	0	0.00										
Bellmawr Borough	TC-Early Voting	8543	53	0.62	21	20	10	19	24					
Bellmawr Borough	TC-Emergency	8543	0	0.00										
Bellmawr Borough	TC-Machine	8543	2109	24.69	888	886	494	751	747	8				
Bellmawr Borough	TC-Mail-In Ballot	8543	1396	16.34	931	928	112	323	339	3				
Bellmawr Borough	TC-Provisional	8543	83	0.97	41	40	8	29	32					
Bellmawr Borough	Total	8543	3641	42.62	1881	1874	624	1122	1142	11				
Total - TC-Early Voting		8543	53	0.62	21	20	10	19	24					
Total - TC-Emergency		8543	0	0.00										
Total - TC-Machine		8543	2109	24.69	888	886	494	751	747	8				
Total - TC-Mail-In Ballot		8543	1396	16.34	931	928	112	323	339	3				
Total - TC-Provisional		8543	83	0.97	41	40	8	29	32					
Contest Total		8543	3641	42.62	1881	1874	624	1122	1142	11				

\*\*\* Indicates vote data was suppressed due to voter privacy settings.

**Berlin Boro Council**

		Registered	Ballots Cast	Turnout (%)	Millard V. WILKINSON	Carlos MASCARENHAS	Andy SIMONE	Jim PEARCE	Write-In				
Berlin Boro Dist 1	Total	1333	518	38.86	240	202	170	147	2				
Berlin Boro Dist 2	Total	1433	682	47.59	400	344	209	171	6				
Berlin Boro Dist 3	Total	1483	687	46.33	324	275	182	155	3				
Berlin Boro Dist 4	Total	1360	582	42.79	330	271	175	143	2				
Berlin Boro Dist 5	Total	699	311	44.49	168	147	94	93					
Berlin Boro Provisional	Total	0	96	0.00	49	38	25	17	2				
Berlin Boro Emergency Ballots	Total	0	0	0.00									
Berlin Borough	TC-Early Voting	6308	52	0.82	25	23	19	15					
Berlin Borough	TC-Emergency	6308	0	0.00									
Berlin Borough	TC-Machine	6308	1611	25.54	929	801	432	368	8				
Berlin Borough	TC-Mail-In Ballot	6308	1117	17.71	508	415	379	326	5				
Berlin Borough	TC-Provisional	6308	96	1.52	49	38	25	17	2				
Berlin Borough	Total	6308	2876	45.59	1511	1277	855	726	15				
Total - TC-Early Voting		6308	52	0.82	25	23	19	15					
Total - TC-Emergency		6308	0	0.00									
Total - TC-Machine		6308	1611	25.54	929	801	432	368	8				
Total - TC-Mail-In Ballot		6308	1117	17.71	508	415	379	326	5				
Total - TC-Provisional		6308	96	1.52	49	38	25	17	2				
Contest Total		6308	2876	45.59	1511	1277	855	726	15				

\*\*\* Indicates vote data was suppressed due to voter privacy settings.



**Berlin Twp Council**

		Registered	Ballots Cast	Turnout (%)	Marion BODANZA	Francis A. McHENRY	Write-In							
Berlin Twp Dist 1	Total	1841	866	47.04	537	536	8							
Berlin Twp Dist 2	Total	736	269	36.55	172	168	7							
Berlin Twp Dist 3	Total	694	236	34.01	144	139	6							
Berlin Twp Dist 4	Total	1313	465	35.42	297	295	13							
Berlin Twp Provisional	Total	0	52	0.00	29	30	1							
Berlin Twp Emergency Ballots	Total	0	0	0.00										
Berlin Township	TC-Early Voting	4584	29	0.63	12	10								
Berlin Township	TC-Emergency	4584	0	0.00										
Berlin Township	TC-Machine	4584	852	18.59	423	418	21							
Berlin Township	TC-Mail-In Ballot	4584	955	20.83	715	710	13							
Berlin Township	TC-Provisional	4584	52	1.13	29	30	1							
Berlin Township	Total	4584	1888	41.19	1179	1168	35							
Total - TC-Early Voting		4584	29	0.63	12	10								
Total - TC-Emergency		4584	0	0.00										
Total - TC-Machine		4584	852	18.59	423	418	21							
Total - TC-Mail-In Ballot		4584	955	20.83	715	710	13							
Total - TC-Provisional		4584	52	1.13	29	30	1							
Contest Total		4584	1888	41.19	1179	1168	35							

\*\*\* Indicates vote data was suppressed due to voter privacy settings.

**Brooklawn Mayor**

		Registered	Ballots Cast	Turnout (%)	Julie McCLEARY	Write-In									
Brooklawn Dist 1	Total	1370	448	32.70	304	23									
Brooklawn Provisional	Total	0	13	0.00	***	***	***	***	***	***	***	***	***	***	***
Brooklawn Emergency Ballots	Total	0	0	0.00											
Brooklawn Borough	TC-Early Voting	1370	6	0.44	***	***	***	***	***	***	***	***	***	***	***
Brooklawn Borough	TC-Emergency	1370	0	0.00											
Brooklawn Borough	TC-Machine	1370	296	21.61	180	19									
Brooklawn Borough	TC-Mail-In Ballot	1370	146	10.66	120	3									
Brooklawn Borough	TC-Provisional	1370	13	0.95	***	***	***	***	***	***	***	***	***	***	***
Brooklawn Borough	Total	1370	461	33.65	314	24									
Total - TC-Early Voting		1370	6	0.44	***	***	***	***	***	***	***	***	***	***	***
Total - TC-Emergency		1370	0	0.00											
Total - TC-Machine		1370	296	21.61	180	19									
Total - TC-Mail-In Ballot		1370	146	10.66	120	3									
Total - TC-Provisional		1370	13	0.95	***	***	***	***	***	***	***	***	***	***	***
Contest Total		1370	461	33.65	314	24									

\*\*\* Indicates vote data was suppressed due to voter privacy settings.

**Brooklawn Council**

		Registered	Ballots Cast	Turnout (%)	Patrick MOSES	John CLOTWORTHY	Write-In								
Brooklawn Dist 1	Total	1370	448	32.70	319	311	11								
Brooklawn Provisional	Total	0	13	0.00	***	***	***	***	***	***	***	***	***	***	***
Brooklawn Emergency Ballots	Total	0	0	0.00											
Brooklawn Borough	TC-Early Voting	1370	6	0.44	***	***	***	***	***	***	***	***	***	***	***
Brooklawn Borough	TC-Emergency	1370	0	0.00											
Brooklawn Borough	TC-Machine	1370	296	21.61	196	188	7								
Brooklawn Borough	TC-Mail-In Ballot	1370	146	10.66	118	119	3								
Brooklawn Borough	TC-Provisional	1370	13	0.95	***	***	***	***	***	***	***	***	***	***	***
Brooklawn Borough	Total	1370	461	33.65	329	321	11								
Total - TC-Early Voting		1370	6	0.44	***	***	***	***	***	***	***	***	***	***	***
Total - TC-Emergency		1370	0	0.00											
Total - TC-Machine		1370	296	21.61	196	188	7								
Total - TC-Mail-In Ballot		1370	146	10.66	118	119	3								
Total - TC-Provisional		1370	13	0.95	***	***	***	***	***	***	***	***	***	***	***
Contest Total		1370	461	33.65	329	321	11								

\*\*\* Indicates vote data was suppressed due to voter privacy settings.

**Chesilhurst Council**

		Registered	Ballots Cast	Turnout (%)	Monica HOLMES	Russell HIRN, SR.	Mark SPRINGER	Keith R. WATERS	Write-In					
Chesilhurst Dist 1	Total	1273	445	34.96	284	290	128	64	2					
Chesilhurst Provisional	Total	0	8	0.00	***	***	***	***	***	***	***	***	***	***
Chesilhurst Emergency Ballots	Total	0	0	0.00										
Chesilhurst Borough	TC-Early Voting	1273	6	0.47	***	***	***	***	***	***	***	***	***	***
Chesilhurst Borough	TC-Emergency	1273	0	0.00										
Chesilhurst Borough	TC-Machine	1273	242	19.01	129	136	96	33						
Chesilhurst Borough	TC-Mail-In Ballot	1273	197	15.48	151	151	29	30	2					
Chesilhurst Borough	TC-Provisional	1273	8	0.63	***	***	***	***	***	***	***	***	***	***
Chesilhurst Borough	Total	1273	453	35.59	289	293	131	65	2					
Total - TC-Early Voting		1273	6	0.47	***	***	***	***	***	***	***	***	***	***
Total - TC-Emergency		1273	0	0.00										
Total - TC-Machine		1273	242	19.01	129	136	96	33						
Total - TC-Mail-In Ballot		1273	197	15.48	151	151	29	30	2					
Total - TC-Provisional		1273	8	0.63	***	***	***	***	***	***	***	***	***	***
Contest Total		1273	453	35.59	289	293	131	65	2					

\*\*\* Indicates vote data was suppressed due to voter privacy settings.

**Clementon Council UNEX**

		Registered	Ballots Cast	Turnout (%)	Christopher McKELVEY	Lynn LOFLAND	Write-In						
Clementon Dist 1	Total	1245	386	31.00	230	141	2						
Clementon Dist 2	Total	1085	345	31.80	211	125	1						
Clementon Dist 3	Total	1422	446	31.36	276	159	1						
Clementon Provisional	Total	0	32	0.00	23	8							
Clementon Emergency Ballots	Total	0	0	0.00									
Clementon Borough	TC-Early Voting	3752	15	0.40	7	8							
Clementon Borough	TC-Emergency	3752	0	0.00									
Clementon Borough	TC-Machine	3752	624	16.63	316	280	3						
Clementon Borough	TC-Mail-In Ballot	3752	538	14.34	394	137	1						
Clementon Borough	TC-Provisional	3752	32	0.85	23	8							
Clementon Borough	Total	3752	1209	32.22	740	433	4						
Total - TC-Early Voting		3752	15	0.40	7	8							
Total - TC-Emergency		3752	0	0.00									
Total - TC-Machine		3752	624	16.63	316	280	3						
Total - TC-Mail-In Ballot		3752	538	14.34	394	137	1						
Total - TC-Provisional		3752	32	0.85	23	8							
Contest Total		3752	1209	32.22	740	433	4						

\*\*\* Indicates vote data was suppressed due to voter privacy settings.

**Clementon Council**

		Registered	Ballots Cast	Turnout (%)	Gwendolyn CANTWELL	Thomas SHAW	Steven SILVESTRO	William WEYLAND	Write-In				
Clementon Dist 1	Total	1245	386	31.00	231	232	141	140					
Clementon Dist 2	Total	1085	345	31.80	215	216	117	116					
Clementon Dist 3	Total	1422	446	31.36	277	262	155	155	7				
Clementon Provisional	Total	0	32	0.00	24	23	7	8					
Clementon Emergency Ballots	Total	0	0	0.00									
Clementon Borough	TC-Early Voting	3752	15	0.40	9	8	7	6					
Clementon Borough	TC-Emergency	3752	0	0.00									
Clementon Borough	TC-Machine	3752	624	16.63	318	312	276	272					
Clementon Borough	TC-Mail-In Ballot	3752	538	14.34	396	390	130	133	7				
Clementon Borough	TC-Provisional	3752	32	0.85	24	23	7	8					
Clementon Borough	Total	3752	1209	32.22	747	733	420	419	7				
Total - TC-Early Voting		3752	15	0.40	9	8	7	6					
Total - TC-Emergency		3752	0	0.00									
Total - TC-Machine		3752	624	16.63	318	312	276	272					
Total - TC-Mail-In Ballot		3752	538	14.34	396	390	130	133	7				
Total - TC-Provisional		3752	32	0.85	24	23	7	8					
Contest Total		3752	1209	32.22	747	733	420	419	7				

\*\*\* Indicates vote data was suppressed due to voter privacy settings.

**Gibbsboro Council**

		Registered	Ballots Cast	Turnout (%)	Mich BROWN	Ronald RICKERT	Write-In							
Gibbsboro Dist 1	Total	984	428	43.50	279	257	4							
Gibbsboro Dist 2	Total	861	353	41.00	204	188	3							
Gibbsboro Provisional	Total	0	22	0.00	11	11	1							
Gibbsboro Emergency Ballots	Total	0	0	0.00										
Gibbsboro Borough	TC-Early Voting	1845	5	0.27	***	***	***	***	***	***	***	***	***	***
Gibbsboro Borough	TC-Emergency	1845	0	0.00										
Gibbsboro Borough	TC-Machine	1845	410	22.22	258	231	2							
Gibbsboro Borough	TC-Mail-In Ballot	1845	366	19.84	223	212	5							
Gibbsboro Borough	TC-Provisional	1845	22	1.19	11	11	1							
Gibbsboro Borough	Total	1845	803	43.52	494	456	8							
Total - TC-Early Voting		1845	5	0.27	***	***	***	***	***	***	***	***	***	***
Total - TC-Emergency		1845	0	0.00										
Total - TC-Machine		1845	410	22.22	258	231	2							
Total - TC-Mail-In Ballot		1845	366	19.84	223	212	5							
Total - TC-Provisional		1845	22	1.19	11	11	1							
Contest Total		1845	803	43.52	494	456	8							

\*\*\* Indicates vote data was suppressed due to voter privacy settings.

**Gloucester City Mayor**

		Registered	Ballots Cast	Turnout (%)	Day/ R: BAILE	Write-In								
Gloucester City W1 D1	Total	1061	222	20.92	151	5								
Gloucester City W1 D2	Total	791	283	35.78	202	5								
Gloucester City W1 D3	Total	712	253	35.53	161	10								
Gloucester City Ward 1 Provisional	Total	0	23	0.00	15									
Gloucester City W1 Emergency Ballots	Total	0	0	0.00										
Gloucester City W2 D1	Total	807	200	24.78	149	5								
Gloucester City W2 D2	Total	917	364	39.69	273	8								
Gloucester City W2 D3	Total	1096	447	40.78	321	11								
Gloucester City Ward 2 Provisional	Total	0	22	0.00	14									
Gloucester City W2 Emergency Ballots	Total	0	0	0.00										
Gloucester City W3 D1	Total	1204	309	25.66	207	5								
Gloucester City W3 D2	Total	1160	399	34.40	254	5								
Gloucester City Ward 3 Provisional	Total	0	13	0.00	***	***	***	***	***	***	***	***	***	***
Gloucester City W3 Emergency Ballots	Total	0	0	0.00										
Gloucester City	TC-Early Voting	7748	25	0.32	20									
Gloucester City	TC-Emergency	7748	0	0.00										
Gloucester City	TC-Machine	7748	1510	19.49	952	42								
Gloucester City	TC-Mail-In Ballot	7748	942	12.16	746	12								
Gloucester City	TC-Provisional	7748	58	0.75	36									
Gloucester City	Total	7748	2535	32.72	1754	54								
Total - TC-Early Voting		7748	25	0.32	20									
Total - TC-Emergency		7748	0	0.00										
Total - TC-Machine		7748	1510	19.49	952	42								
Total - TC-Mail-In Ballot		7748	942	12.16	746	12								
Total - TC-Provisional		7748	58	0.75	36									
Contest Total		7748	2535	32.72	1754	54								

\*\*\* Indicates vote data was suppressed due to voter privacy settings.



**Gloucester City Council At-Large**

		Registered	Ballots Cast	Turnout (%)	Robert J. PAGE	Derek TIMM	Samuel F. BUDESA, III	Jason D. FANNING	James D. MULLER	Anthony D. KATES	John HUTCHINSON	Write-In		
Gloucester City W1 D1	Total	1061	222	20.92	116	113	113	89	95	85	21			
Gloucester City W1 D2	Total	791	283	35.78	191	168	191	70	79	71	38			
Gloucester City W1 D3	Total	712	253	35.53	114	108	109	114	110	120	36	1		
Gloucester City Ward 1 Provisional	Total	0	23	0.00	12	13	13	7	8	7	4			
Gloucester City W1 Emergency Ballots	Total	0	0	0.00										
Gloucester City W2 D1	Total	807	200	24.78	121	116	114	67	69	71	10	2		
Gloucester City W2 D2	Total	917	364	39.69	213	197	205	125	116	122	46	1		
Gloucester City W2 D3	Total	1096	447	40.78	288	262	280	125	134	140	54			
Gloucester City Ward 2 Provisional	Total	0	22	0.00	12	14	12	9	7	9	1			
Gloucester City W2 Emergency Ballots	Total	0	0	0.00										
Gloucester City W3 D1	Total	1204	309	25.66	166	156	153	115	116	122	35			
Gloucester City W3 D2	Total	1160	399	34.40	206	189	210	166	171	171	40			
Gloucester City Ward 3 Provisional	Total	0	13	0.00	***	***	***	***	***	***	***	***	***	***
Gloucester City W3 Emergency Ballots	Total	0	0	0.00										
Gloucester City	TC-Early Voting	7748	25	0.32	16	17	17	5	7	7	4			
Gloucester City	TC-Emergency	7748	0	0.00										
Gloucester City	TC-Machine	7748	1510	19.49	748	661	734	652	667	665	168	2		
Gloucester City	TC-Mail-In Ballot	7748	942	12.16	651	631	624	214	216	230	108	2		
Gloucester City	TC-Provisional	7748	58	0.75	31	34	32	22	21	22	5			
Gloucester City	Total	7748	2535	32.72	1446	1343	1407	893	911	924	285	4		
Total - TC-Early Voting		7748	25	0.32	16	17	17	5	7	7	4			
Total - TC-Emergency		7748	0	0.00										
Total - TC-Machine		7748	1510	19.49	748	661	734	652	667	665	168	2		
Total - TC-Mail-In Ballot		7748	942	12.16	651	631	624	214	216	230	108	2		
Total - TC-Provisional		7748	58	0.75	31	34	32	22	21	22	5			
Contest Total		7748	2535	32.72	1446	1343	1407	893	911	924	285	4		

\*\*\* Indicates vote data was suppressed due to voter privacy settings.

**Haddon Heights Council**

		Registered	Ballots Cast	Turnout (%)	Tom OTTOSON	Matthew PAGAN	Write-In							
Haddon Heights Dist 1	Total	837	416	49.70	320	303	8							
Haddon Heights Dist 2	Total	716	356	49.72	266	262	12							
Haddon Heights Dist 3	Total	1116	601	53.85	426	417	24							
Haddon Heights Dist 4	Total	672	365	54.32	275	267	5							
Haddon Heights Dist 5	Total	1005	564	56.12	431	428	6							
Haddon Heights Dist 6	Total	1051	528	50.24	365	360	9							
Haddon Heights Dist 7	Total	1056	526	49.81	379	372	12							
Haddon Heights Provisional	Total	0	96	0.00	72	72	1							
Haddon Heights Emergency Ballots	Total	0	0	0.00										
Haddon Heights Borough	TC-Early Voting	6453	53	0.82	35	35	2							
Haddon Heights Borough	TC-Emergency	6453	0	0.00										
Haddon Heights Borough	TC-Machine	6453	1647	25.52	1062	1029	50							
Haddon Heights Borough	TC-Mail-In Ballot	6453	1656	25.66	1365	1345	24							
Haddon Heights Borough	TC-Provisional	6453	96	1.49	72	72	1							
Haddon Heights Borough	Total	6453	3452	53.49	2534	2481	77							
Total - TC-Early Voting		6453	53	0.82	35	35	2							
Total - TC-Emergency		6453	0	0.00										
Total - TC-Machine		6453	1647	25.52	1062	1029	50							
Total - TC-Mail-In Ballot		6453	1656	25.66	1365	1345	24							
Total - TC-Provisional		6453	96	1.49	72	72	1							
Contest Total		6453	3452	53.49	2534	2481	77							

\*\*\* Indicates vote data was suppressed due to voter privacy settings.

**Hi-Nella Council**

		Registered	Ballots Cast	Turnout (%)	Robert WISE	Write-In									
Hi-Nella Dist 1	Total	716	211	29.47	160	8									
Hi Nella Provisional	Total	0	7	0.00	***	***	***	***	***	***	***	***	***	***	***
Hi Nella Emergency Ballots	Total	0	0	0.00											
Hi-Nella Borough	TC-Early Voting	716	0	0.00											
Hi-Nella Borough	TC-Emergency	716	0	0.00											
Hi-Nella Borough	TC-Machine	716	119	16.62	82	6									
Hi-Nella Borough	TC-Mail-In Ballot	716	92	12.85	78	2									
Hi-Nella Borough	TC-Provisional	716	7	0.98	***	***	***	***	***	***	***	***	***	***	***
Hi-Nella Borough	Total	716	218	30.45	167	8									
Total - TC-Early Voting		716	0	0.00											
Total - TC-Emergency		716	0	0.00											
Total - TC-Machine		716	119	16.62	82	6									
Total - TC-Mail-In Ballot		716	92	12.85	78	2									
Total - TC-Provisional		716	7	0.98	***	***	***	***	***	***	***	***	***	***	***
Contest Total		716	218	30.45	167	8									

\*\*\* Indicates vote data was suppressed due to voter privacy settings.

**Laurel Springs Council**

		Registered	Ballots Cast	Turnout (%)	Sarah D. BOLAM-DIMARCO	Marc A. RIONDINO	Write-In							
Laurel Springs Dist 1	Total	891	285	31.99	214	204	14							
Laurel Springs Dist 2	Total	758	389	51.32	265	262	13							
Laurel Springs Provisional	Total	0	21	0.00	18	15	1							
Laurel Springs Emergency Ballots	Total	0	0	0.00										
Laurel Springs Borough	TC-Early Voting	1649	8	0.49	***	***	***	***	***	***	***	***	***	***
Laurel Springs Borough	TC-Emergency	1649	0	0.00										
Laurel Springs Borough	TC-Machine	1649	405	24.56	258	249	24							
Laurel Springs Borough	TC-Mail-In Ballot	1649	261	15.83	218	213	3							
Laurel Springs Borough	TC-Provisional	1649	21	1.27	18	15	1							
Laurel Springs Borough	Total	1649	695	42.15	497	481	28							
Total - TC-Early Voting		1649	8	0.49	***	***	***	***	***	***	***	***	***	***
Total - TC-Emergency		1649	0	0.00										
Total - TC-Machine		1649	405	24.56	258	249	24							
Total - TC-Mail-In Ballot		1649	261	15.83	218	213	3							
Total - TC-Provisional		1649	21	1.27	18	15	1							
Contest Total		1649	695	42.15	497	481	28							

\*\*\* Indicates vote data was suppressed due to voter privacy settings.

**Lawnside Mayor**

		Registered	Ballots Cast	Turnout (%)	Mary Ann WARDLOW	Write-In								
Lawnside Dist 1	Total	1249	506	40.51	431	13								
Lawnside Dist 2	Total	1292	482	37.31	376	11								
Lawnside Provisional	Total	0	32	0.00	27	1								
Lawnside Emergency Ballots	Total	0	0	0.00										
Lawnside Borough	TC-Early Voting	2541	12	0.47	***	***	***	***	***	***	***	***	***	***
Lawnside Borough	TC-Emergency	2541	0	0.00										
Lawnside Borough	TC-Machine	2541	502	19.76	415	11								
Lawnside Borough	TC-Mail-In Ballot	2541	474	18.65	382	13								
Lawnside Borough	TC-Provisional	2541	32	1.26	27	1								
Lawnside Borough	Total	2541	1020	40.14	834	25								
Total - TC-Early Voting		2541	12	0.47	***	***	***	***	***	***	***	***	***	***
Total - TC-Emergency		2541	0	0.00										
Total - TC-Machine		2541	502	19.76	415	11								
Total - TC-Mail-In Ballot		2541	474	18.65	382	13								
Total - TC-Provisional		2541	32	1.26	27	1								
Contest Total		2541	1020	40.14	834	25								

\*\*\* Indicates vote data was suppressed due to voter privacy settings.

**Lawnside Council**

		Registered	Ballots Cast	Turnout (%)	Robert LEE	Steven T. POLLARD	Write-In							
Lawnside Dist 1	Total	1249	506	40.51	453	447	7							
Lawnside Dist 2	Total	1292	482	37.31	407	406	1							
Lawnside Provisional	Total	0	32	0.00	28	27								
Lawnside Emergency Ballots	Total	0	0	0.00										
Lawnside Borough	TC-Early Voting	2541	12	0.47	***	***	***	***	***	***	***	***	***	***
Lawnside Borough	TC-Emergency	2541	0	0.00										
Lawnside Borough	TC-Machine	2541	502	19.76	432	429	2							
Lawnside Borough	TC-Mail-In Ballot	2541	474	18.65	417	413	6							
Lawnside Borough	TC-Provisional	2541	32	1.26	28	27								
Lawnside Borough	Total	2541	1020	40.14	888	880	8							
Total - TC-Early Voting		2541	12	0.47	***	***	***	***	***	***	***	***	***	***
Total - TC-Emergency		2541	0	0.00										
Total - TC-Machine		2541	502	19.76	432	429	2							
Total - TC-Mail-In Ballot		2541	474	18.65	417	413	6							
Total - TC-Provisional		2541	32	1.26	28	27								
Contest Total		2541	1020	40.14	888	880	8							

\*\*\* Indicates vote data was suppressed due to voter privacy settings.

**Lindenwold Council**

		Registered	Ballots Cast	Turnout (%)	Walter F. LENKOWSKI	Raymond D. MORRISEY	Write-In							
Lindenwold Dist 1	Total	1413	428	30.29	306	310	9							
Lindenwold Dist 2	Total	1377	416	30.21	306	300	7							
Lindenwold Dist 3	Total	1010	353	34.95	247	243	6							
Lindenwold Dist 4	Total	1804	547	30.32	417	417	5							
Lindenwold Dist 5	Total	1173	225	19.18	188	197								
Lindenwold Dist 6	Total	1407	423	30.06	360	361	2							
Lindenwold Dist 7	Total	922	163	17.68	118	121	4							
Lindenwold Dist 8	Total	1558	385	24.71	306	304	2							
Lindenwold Dist 9	Total	875	277	31.66	213	215	2							
Lindenwold Provisional	Total	0	82	0.00	67	66	1							
Lindenwold Emergency Ballots	Total	0	0	0.00										
Lindenwold Borough	TC-Early Voting	11539	44	0.38	37	36								
Lindenwold Borough	TC-Emergency	11539	0	0.00										
Lindenwold Borough	TC-Machine	11539	1600	13.87	1096	1105	31							
Lindenwold Borough	TC-Mail-In Ballot	11539	1573	13.63	1328	1327	6							
Lindenwold Borough	TC-Provisional	11539	82	0.71	67	66	1							
Lindenwold Borough	Total	11539	3299	28.59	2528	2534	38							
Total - TC-Early Voting		11539	44	0.38	37	36								
Total - TC-Emergency		11539	0	0.00										
Total - TC-Machine		11539	1600	13.87	1096	1105	31							
Total - TC-Mail-In Ballot		11539	1573	13.63	1328	1327	6							
Total - TC-Provisional		11539	82	0.71	67	66	1							
Contest Total		11539	3299	28.59	2528	2534	38							

\*\*\* Indicates vote data was suppressed due to voter privacy settings.

**Magnolia Council UNEX**

		Registered	Ballots Cast	Turnout (%)	Shelley G. WILSON	Write-In								
Magnolia Dist 1	Total	931	289	31.04	228									
Magnolia Dist 2	Total	745	266	35.70	192	1								
Magnolia Dist 3	Total	872	308	35.32	224	7								
Magnolia Dist 4	Total	914	361	39.50	245	6								
Magnolia Provisional	Total	0	46	0.00	34									
Magnolia Emergency Ballots	Total	0	0	0.00										
Magnolia Borough	TC-Early Voting	3462	14	0.40	***	***	***	***	***	***	***	***	***	***
Magnolia Borough	TC-Emergency	3462	0	0.00										
Magnolia Borough	TC-Machine	3462	762	22.01	516	9								
Magnolia Borough	TC-Mail-In Ballot	3462	448	12.94	364	5								
Magnolia Borough	TC-Provisional	3462	46	1.33	34									
Magnolia Borough	Total	3462	1270	36.68	923	14								
Total - TC-Early Voting		3462	14	0.40	***	***	***	***	***	***	***	***	***	***
Total - TC-Emergency		3462	0	0.00										
Total - TC-Machine		3462	762	22.01	516	9								
Total - TC-Mail-In Ballot		3462	448	12.94	364	5								
Total - TC-Provisional		3462	46	1.33	34									
Contest Total		3462	1270	36.68	923	14								

\*\*\* Indicates vote data was suppressed due to voter privacy settings.



**Magnolia Council**

		Registered	Ballots Cast	Turnout (%)	Paula BONAMASSA	Anthony DEPRINCE	Write-In							
Magnolia Dist 1	Total	931	289	31.04	226	223	3							
Magnolia Dist 2	Total	745	266	35.70	193	196	2							
Magnolia Dist 3	Total	872	308	35.32	219	224	10							
Magnolia Dist 4	Total	914	361	39.50	249	244	9							
Magnolia Provisional	Total	0	46	0.00	34	35								
Magnolia Emergency Ballots	Total	0	0	0.00										
Magnolia Borough	TC-Early Voting	3462	14	0.40	***	***	***	***	***	***	***	***	***	***
Magnolia Borough	TC-Emergency	3462	0	0.00										
Magnolia Borough	TC-Machine	3462	762	22.01	509	509	16							
Magnolia Borough	TC-Mail-In Ballot	3462	448	12.94	369	368	8							
Magnolia Borough	TC-Provisional	3462	46	1.33	34	35								
Magnolia Borough	Total	3462	1270	36.68	921	922	24							
Total - TC-Early Voting		3462	14	0.40	***	***	***	***	***	***	***	***	***	***
Total - TC-Emergency		3462	0	0.00										
Total - TC-Machine		3462	762	22.01	509	509	16							
Total - TC-Mail-In Ballot		3462	448	12.94	369	368	8							
Total - TC-Provisional		3462	46	1.33	34	35								
Contest Total		3462	1270	36.68	921	922	24							

\*\*\* Indicates vote data was suppressed due to voter privacy settings.

**Merchantville Mayor**

		Registered	Ballots Cast	Turnout (%)	Edward F. BRENNAN	Write-In							
Merchantville Dist 1	Total	1263	555	43.94	412	13							
Merchantville Dist 2	Total	856	379	44.28	298	4							
Merchantville Dist 3	Total	871	279	32.03	203	10							
Merchantville Provisional	Total	0	39	0.00	36								
Merchantville Emergency Ballots	Total	0	0	0.00									
Merchantville Borough	TC-Early Voting	2990	72	2.41	53	1							
Merchantville Borough	TC-Emergency	2990	0	0.00									
Merchantville Borough	TC-Machine	2990	602	20.13	409	18							
Merchantville Borough	TC-Mail-In Ballot	2990	539	18.03	451	8							
Merchantville Borough	TC-Provisional	2990	39	1.30	36								
Merchantville Borough	Total	2990	1252	41.87	949	27							
Total - TC-Early Voting		2990	72	2.41	53	1							
Total - TC-Emergency		2990	0	0.00									
Total - TC-Machine		2990	602	20.13	409	18							
Total - TC-Mail-In Ballot		2990	539	18.03	451	8							
Total - TC-Provisional		2990	39	1.30	36								
Contest Total		2990	1252	41.87	949	27							

\*\*\* Indicates vote data was suppressed due to voter privacy settings.

**Merchantville Council**

		Registered	Ballots Cast	Turnout (%)	Anthony J. PERNO, III	Raymond H. WOODS, III	Write-In						
Merchantville Dist 1	Total	1263	555	43.94	409	408	18						
Merchantville Dist 2	Total	856	379	44.28	286	285	9						
Merchantville Dist 3	Total	871	279	32.03	199	198	9						
Merchantville Provisional	Total	0	39	0.00	34	35							
Merchantville Emergency Ballots	Total	0	0	0.00									
Merchantville Borough	TC-Early Voting	2990	72	2.41	55	52	1						
Merchantville Borough	TC-Emergency	2990	0	0.00									
Merchantville Borough	TC-Machine	2990	602	20.13	404	402	21						
Merchantville Borough	TC-Mail-In Ballot	2990	539	18.03	435	437	14						
Merchantville Borough	TC-Provisional	2990	39	1.30	34	35							
Merchantville Borough	Total	2990	1252	41.87	928	926	36						
Total - TC-Early Voting		2990	72	2.41	55	52	1						
Total - TC-Emergency		2990	0	0.00									
Total - TC-Machine		2990	602	20.13	404	402	21						
Total - TC-Mail-In Ballot		2990	539	18.03	435	437	14						
Total - TC-Provisional		2990	39	1.30	34	35							
Contest Total		2990	1252	41.87	928	926	36						

\*\*\* Indicates vote data was suppressed due to voter privacy settings.

**Oaklyn Council**

		Registered	Ballots Cast	Turnout (%)	Vincenzo ANGELUCCI	Chad JORDAN	Write-In							
Oaklyn Dist 1	Total	746	366	49.06	306	300	5							
Oaklyn Dist 2	Total	913	338	37.02	262	249	6							
Oaklyn Dist 3	Total	824	350	42.48	252	249	10							
Oaklyn Dist 4	Total	782	386	49.36	304	295	9							
Oaklyn Provisional	Total	0	28	0.00	24	24								
Oaklyn Emergency Ballots	Total	0	0	0.00										
Oaklyn Borough	TC-Early Voting	3265	24	0.74	21	21								
Oaklyn Borough	TC-Emergency	3265	0	0.00										
Oaklyn Borough	TC-Machine	3265	828	25.36	581	556	30							
Oaklyn Borough	TC-Mail-In Ballot	3265	588	18.01	522	516								
Oaklyn Borough	TC-Provisional	3265	28	0.86	24	24								
Oaklyn Borough	Total	3265	1468	44.96	1148	1117	30							
Total - TC-Early Voting		3265	24	0.74	21	21								
Total - TC-Emergency		3265	0	0.00										
Total - TC-Machine		3265	828	25.36	581	556	30							
Total - TC-Mail-In Ballot		3265	588	18.01	522	516								
Total - TC-Provisional		3265	28	0.86	24	24								
Contest Total		3265	1468	44.96	1148	1117	30							

\*\*\* Indicates vote data was suppressed due to voter privacy settings.

**Pennsauken Twp. Committee**

		Registered	Ballots Cast	Turnout (%)	Nicole ROBERTS	Elizabeth A. LAVINE	Write-In						
Pennsauken Dist 1	Total	1199	311	25.94	239	36	1						
Pennsauken Dist 2	Total	1588	479	30.16	429	24	1						
Pennsauken Dist 3	Total	1115	433	38.83	292	71	1						
Pennsauken Dist 4	Total	1584	423	26.70	329	40	1						
Pennsauken Dist 5	Total	826	344	41.65	234	58							
Pennsauken Dist 6	Total	1426	564	39.55	368	84	7						
Pennsauken Dist 7	Total	1446	363	25.10	251	53							
Pennsauken Dist 8	Total	1071	352	32.87	263	46							
Pennsauken Dist 9	Total	986	258	26.17	173	32	1						
Pennsauken Dist 10	Total	967	365	37.75	256	58	3						
Pennsauken Dist 11	Total	1126	417	37.03	294	63	1						
Pennsauken Dist 12	Total	980	247	25.20	175	34							
Pennsauken Dist 13	Total	973	380	39.05	230	72	1						
Pennsauken Dist 14	Total	1155	363	31.43	309	20	3						
Pennsauken Dist 15	Total	1365	291	21.32	252	14	2						
Pennsauken Dist 16	Total	847	208	24.56	175	10							
Pennsauken Dist 17	Total	1501	487	32.45	346	60	2						
Pennsauken Dist 18	Total	1457	538	36.93	361	91	1						
Pennsauken Dist 19	Total	794	248	31.23	193	31	4						
Pennsauken Dist 20	Total	796	239	30.03	212	9							
Pennsauken Dist 21	Total	887	276	31.12	207	17							
Pennsauken Dist 22	Total	943	351	37.22	265	30	1						
Pennsauken Dist 23	Total	869	329	37.86	236	58	1						
Pennsauken Dist 24	Total	727	126	17.33	114	3	1						
Pennsauken Provisional	Total	0	238	0.00	163	24							
Pennsauken Emergency Ballots	Total	0	0	0.00									
Pennsauken Twp	TC-Early Voting	26628	128	0.48	95	9							
Pennsauken Twp	TC-Emergency	26628	0	0.00									
Pennsauken Twp	TC-Machine	26628	4559	17.12	3066	640	19						
Pennsauken Twp	TC-Mail-In Ballot	26628	3705	13.91	3042	365	13						
Pennsauken Twp	TC-Provisional	26628	238	0.89	163	24							
Pennsauken Twp	Total	26628	8630	32.41	6366	1038	32						
Total - TC-Early Voting		26628	128	0.48	95	9							
Total - TC-Emergency		26628	0	0.00									
Total - TC-Machine		26628	4559	17.12	3066	640	19						
Total - TC-Mail-In Ballot		26628	3705	13.91	3042	365	13						
Total - TC-Provisional		26628	238	0.89	163	24							
Contest Total		26628	8630	32.41	6366	1038	32						

\*\*\* Indicates vote data was suppressed due to voter privacy settings.

**Pine Hill Council UNEX**

		Registered	Ballots Cast	Turnout (%)	ERICA WAKELEY	Write-In							
Pine Hill Dist 1	Total	1287	393	30.54	310	3							
Pine Hill Dist 2	Total	1321	431	32.63	302	4							
Pine Hill Dist 3	Total	1411	474	33.59	339	5							
Pine Hill Dist 4	Total	1404	375	26.71	312	3							
Pine Hill Dist 5	Total	1381	465	33.67	315	6							
Pine Hill Dist 6	Total	946	200	21.14	154	4							
Pine Hill Provisional	Total	0	93	0.00	72								
Pine Hill Emergency Ballots	Total	0	0	0.00									
Pine Hill Borough	TC-Early Voting	7750	34	0.44	26								
Pine Hill Borough	TC-Emergency	7750	0	0.00									
Pine Hill Borough	TC-Machine	7750	1218	15.72	795	18							
Pine Hill Borough	TC-Mail-In Ballot	7750	1086	14.01	911	7							
Pine Hill Borough	TC-Provisional	7750	93	1.20	72								
Pine Hill Borough	Total	7750	2431	31.37	1804	25							
Total - TC-Early Voting		7750	34	0.44	26								
Total - TC-Emergency		7750	0	0.00									
Total - TC-Machine		7750	1218	15.72	795	18							
Total - TC-Mail-In Ballot		7750	1086	14.01	911	7							
Total - TC-Provisional		7750	93	1.20	72								
Contest Total		7750	2431	31.37	1804	25							

\*\*\* Indicates vote data was suppressed due to voter privacy settings.

**Pine Hill Council**

		Registered	Ballots Cast	Turnout (%)	Terence G. BURKE	Charles WARRINGTON	Write-In						
Pine Hill Dist 1	Total	1287	393	30.54	306	303	6						
Pine Hill Dist 2	Total	1321	431	32.63	294	293	5						
Pine Hill Dist 3	Total	1411	474	33.59	335	333	6						
Pine Hill Dist 4	Total	1404	375	26.71	306	302	6						
Pine Hill Dist 5	Total	1381	465	33.67	310	315	10						
Pine Hill Dist 6	Total	946	200	21.14	153	152	3						
Pine Hill Provisional	Total	0	93	0.00	73	72							
Pine Hill Emergency Ballots	Total	0	0	0.00									
Pine Hill Borough	TC-Early Voting	7750	34	0.44	27	26							
Pine Hill Borough	TC-Emergency	7750	0	0.00									
Pine Hill Borough	TC-Machine	7750	1218	15.72	779	774	29						
Pine Hill Borough	TC-Mail-In Ballot	7750	1086	14.01	898	898	7						
Pine Hill Borough	TC-Provisional	7750	93	1.20	73	72							
Pine Hill Borough	Total	7750	2431	31.37	1777	1770	36						
Total - TC-Early Voting		7750	34	0.44	27	26							
Total - TC-Emergency		7750	0	0.00									
Total - TC-Machine		7750	1218	15.72	779	774	29						
Total - TC-Mail-In Ballot		7750	1086	14.01	898	898	7						
Total - TC-Provisional		7750	93	1.20	73	72							
Contest Total		7750	2431	31.37	1777	1770	36						

\*\*\* Indicates vote data was suppressed due to voter privacy settings.

**Runnemedede Mayor**

		Registered	Ballots Cast	Turnout (%)	Nick KAPPATOS	Write-In								
Runnemedede Dist 1	Total	808	286	35.40	184	13								
Runnemedede Dist 2	Total	1155	432	37.40	298	9								
Runnemedede Dist 3	Total	817	304	37.21	202	9								
Runnemedede Dist 4	Total	962	376	39.09	238	16								
Runnemedede Dist 5	Total	1445	517	35.78	346	10								
Runnemedede Dist 6	Total	1164	424	36.43	272	17								
Runnemedede Provisional	Total	0	60	0.00	39	1								
Runnemedede Emergency Ballots	Total	0	0	0.00										
Runnemedede Borough	TC-Early Voting	6351	80	1.26	45	2								
Runnemedede Borough	TC-Emergency	6351	0	0.00										
Runnemedede Borough	TC-Machine	6351	1163	18.31	650	52								
Runnemedede Borough	TC-Mail-In Ballot	6351	1096	17.26	845	20								
Runnemedede Borough	TC-Provisional	6351	60	0.94	39	1								
Runnemedede Borough	Total	6351	2399	37.77	1579	75								
Total - TC-Early Voting		6351	80	1.26	45	2								
Total - TC-Emergency		6351	0	0.00										
Total - TC-Machine		6351	1163	18.31	650	52								
Total - TC-Mail-In Ballot		6351	1096	17.26	845	20								
Total - TC-Provisional		6351	60	0.94	39	1								
Contest Total		6351	2399	37.77	1579	75								

\*\*\* Indicates vote data was suppressed due to voter privacy settings.



**Runnemedede Council**

		Registered	Ballots Cast	Turnout (%)	Luis R. CEPERO	Robert D. FARRELL, SR.	Write-In							
Runnemedede Dist 1	Total	808	286	35.40	188	190	8							
Runnemedede Dist 2	Total	1155	432	37.40	295	294	9							
Runnemedede Dist 3	Total	817	304	37.21	207	207	5							
Runnemedede Dist 4	Total	962	376	39.09	244	241	11							
Runnemedede Dist 5	Total	1445	517	35.78	337	345	6							
Runnemedede Dist 6	Total	1164	424	36.43	271	269	19							
Runnemedede Provisional	Total	0	60	0.00	40	41								
Runnemedede Emergency Ballots	Total	0	0	0.00										
Runnemedede Borough	TC-Early Voting	6351	80	1.26	46	48	2							
Runnemedede Borough	TC-Emergency	6351	0	0.00										
Runnemedede Borough	TC-Machine	6351	1163	18.31	652	645	44							
Runnemedede Borough	TC-Mail-In Ballot	6351	1096	17.26	844	853	12							
Runnemedede Borough	TC-Provisional	6351	60	0.94	40	41								
Runnemedede Borough	Total	6351	2399	37.77	1582	1587	58							
Total - TC-Early Voting		6351	80	1.26	46	48	2							
Total - TC-Emergency		6351	0	0.00										
Total - TC-Machine		6351	1163	18.31	652	645	44							
Total - TC-Mail-In Ballot		6351	1096	17.26	844	853	12							
Total - TC-Provisional		6351	60	0.94	40	41								
Contest Total		6351	2399	37.77	1582	1587	58							

\*\*\* Indicates vote data was suppressed due to voter privacy settings.

**Somerdale Council**

		Registered	Ballots Cast	Turnout (%)	Barbara KANE	David ALEXANDER	Write-In						
Somerdale Dist 1	Total	1599	562	35.15	436	436	1						
Somerdale Dist 2	Total	914	301	32.93	242	233							
Somerdale Dist 3	Total	890	289	32.47	226	219	4						
Somerdale Dist 4	Total	908	344	37.89	259	252	7						
Somerdale Provisional	Total	0	47	0.00	31	33							
Somerdale Emergency Ballots	Total	0	0	0.00									
Somerdale Borough	TC-Early Voting	4311	15	0.35	14	14							
Somerdale Borough	TC-Emergency	4311	0	0.00									
Somerdale Borough	TC-Machine	4311	896	20.78	641	623	11						
Somerdale Borough	TC-Mail-In Ballot	4311	585	13.57	508	503	1						
Somerdale Borough	TC-Provisional	4311	47	1.09	31	33							
Somerdale Borough	Total	4311	1543	35.79	1194	1173	12						
Total - TC-Early Voting		4311	15	0.35	14	14							
Total - TC-Emergency		4311	0	0.00									
Total - TC-Machine		4311	896	20.78	641	623	11						
Total - TC-Mail-In Ballot		4311	585	13.57	508	503	1						
Total - TC-Provisional		4311	47	1.09	31	33							
Contest Total		4311	1543	35.79	1194	1173	12						

\*\*\* Indicates vote data was suppressed due to voter privacy settings.

**Stratford Council**

		Registered	Ballots Cast	Turnout (%)	Linda HALL	Tina LOMANNO	Adrienne MIRENDA	Robert STONE	Write-In					
Stratford Dist 1	Total	671	260	38.75	164	168	87	89						
Stratford Dist 2	Total	935	416	44.49	255	241	161	156						
Stratford Dist 3	Total	967	370	38.26	231	222	121	130	1					
Stratford Dist 4	Total	1116	501	44.89	292	279	204	201	2					
Stratford Dist 5	Total	795	204	25.66	140	128	61	61						
Stratford Dist 6	Total	943	421	44.64	251	240	161	163	4					
Stratford Provisional	Total	0	52	0.00	37	36	16	12						
Stratford Emergency Ballots	Total	0	0	0.00										
Stratford Borough	TC-Early Voting	5427	18	0.33	13	10	5	7	1					
Stratford Borough	TC-Emergency	5427	0	0.00										
Stratford Borough	TC-Machine	5427	1123	20.69	558	527	546	548	6					
Stratford Borough	TC-Mail-In Ballot	5427	1031	19.00	762	741	244	245						
Stratford Borough	TC-Provisional	5427	52	0.96	37	36	16	12						
Stratford Borough	Total	5427	2224	40.98	1370	1314	811	812	7					
Total - TC-Early Voting		5427	18	0.33	13	10	5	7	1					
Total - TC-Emergency		5427	0	0.00										
Total - TC-Machine		5427	1123	20.69	558	527	546	548	6					
Total - TC-Mail-In Ballot		5427	1031	19.00	762	741	244	245						
Total - TC-Provisional		5427	52	0.96	37	36	16	12						
Contest Total		5427	2224	40.98	1370	1314	811	812	7					

\*\*\* Indicates vote data was suppressed due to voter privacy settings.

**Voorhees Twp. Committee**

		Registered	Ballots Cast	Turnout (%)	Jacklyn FETBROYT	Write-In							
Voorhees Dist 1	Total	1651	669	40.52	491	6							
Voorhees Dist 2	Total	1506	643	42.70	420	8							
Voorhees Dist 3	Total	1370	558	40.73	381	11							
Voorhees Dist 4	Total	1512	405	26.79	309	2							
Voorhees Dist 5	Total	1494	525	35.14	408	3							
Voorhees Dist 6	Total	1451	660	45.49	423	16							
Voorhees Dist 7	Total	785	385	49.04	290	8							
Voorhees Dist 8	Total	1832	667	36.41	531	9							
Voorhees Dist 9	Total	1476	637	43.16	449	13							
Voorhees Dist 10	Total	1123	487	43.37	357	4							
Voorhees Dist 11	Total	1096	525	47.90	343	14							
Voorhees Dist 12	Total	1075	438	40.74	303	7							
Voorhees Dist 13	Total	1488	577	38.78	435	3							
Voorhees Dist 14	Total	981	424	43.22	308	6							
Voorhees Dist 15	Total	1289	591	45.85	438	3							
Voorhees Dist 16	Total	958	414	43.22	285	5							
Voorhees Dist 17	Total	727	453	62.31	325	3							
Voorhees Dist 18	Total	1265	284	22.45	224	2							
Voorhees Dist 19	Total	1070	501	46.82	368	5							
Voorhees Provisional	Total	0	320	0.00	238	4							
Voorhees Emergency Ballots	Total	0	0	0.00									
Voorhees Twp	TC-Early Voting	24149	385	1.59	273	5							
Voorhees Twp	TC-Emergency	24149	0	0.00									
Voorhees Twp	TC-Machine	24149	4063	16.82	2500	76							
Voorhees Twp	TC-Mail-In Ballot	24149	5395	22.34	4315	47							
Voorhees Twp	TC-Provisional	24149	320	1.33	238	4							
Voorhees Twp	Total	24149	10163	42.08	7326	132							
Total - TC-Early Voting		24149	385	1.59	273	5							
Total - TC-Emergency		24149	0	0.00									
Total - TC-Machine		24149	4063	16.82	2500	76							
Total - TC-Mail-In Ballot		24149	5395	22.34	4315	47							
Total - TC-Provisional		24149	320	1.33	238	4							
Contest Total		24149	10163	42.08	7326	132							

\*\*\* Indicates vote data was suppressed due to voter privacy settings.

**Waterford Twp. Committee**

		Registered	Ballots Cast	Turnout (%)	Howard WILSON	Eric ROMOLINI	Joel THOMPSON	Stephanie JONES-FREITAG	Write-In				
Waterford Dist 1	Total	1284	529	41.20	219	225	297	283					
Waterford Dist 2	Total	1374	549	39.96	291	305	238	236					
Waterford Dist 3	Total	1047	397	37.92	171	171	204	221	3				
Waterford Dist 4	Total	1009	465	46.09	197	198	249	258	1				
Waterford Dist 5	Total	1207	444	36.79	222	223	210	213					
Waterford Dist 6	Total	722	305	42.24	125	126	173	167	1				
Waterford Dist 7	Total	1249	576	46.12	246	269	307	297	1				
Waterford Dist 8	Total	726	337	46.42	141	155	187	179					
Waterford Provisional	Total	0	93	0.00	45	47	47	44					
Waterford Emergency Ballots	Total	0	0	0.00									
Waterford Twp	TC-Early Voting	8618	78	0.91	30	31	47	45					
Waterford Twp	TC-Emergency	8618	0	0.00									
Waterford Twp	TC-Machine	8618	2087	24.22	666	700	1335	1321	4				
Waterford Twp	TC-Mail-In Ballot	8618	1437	16.67	916	941	483	488	2				
Waterford Twp	TC-Provisional	8618	93	1.08	45	47	47	44					
Waterford Twp	Total	8618	3695	42.88	1657	1719	1912	1898	6				
Total - TC-Early Voting		8618	78	0.91	30	31	47	45					
Total - TC-Emergency		8618	0	0.00									
Total - TC-Machine		8618	2087	24.22	666	700	1335	1321	4				
Total - TC-Mail-In Ballot		8618	1437	16.67	916	941	483	488	2				
Total - TC-Provisional		8618	93	1.08	45	47	47	44					
Contest Total		8618	3695	42.88	1657	1719	1912	1898	6				

\*\*\* Indicates vote data was suppressed due to voter privacy settings.

**Winslow Mayor UNEX**

		Registered	Ballots Cast	Turnout (%)	Marie D. LAWRENCE	Write-In								
Winslow W1 D1	Total	1204	581	48.26	301	17								
Winslow W1 D2	Total	1392	507	36.42	225	32								
Winslow W1 D3	Total	874	364	41.65	190	26								
Winslow W1 D4	Total	1562	650	41.61	396	36								
Winslow W1 D5	Total	1428	573	40.13	319	47								
Winslow W1 D6	Total	995	376	37.79	255	8								
Winslow Ward 1 Provisional	Total	0	86	0.00	52	5								
Winslow W1 Emergency Ballots	Total	0	0	0.00										
Winslow W2 D1	Total	2709	1007	37.17	762	22								
Winslow W2 D2	Total	1131	495	43.77	314	29								
Winslow W2 D3	Total	1868	634	33.94	498	5								
Winslow W2 D4	Total	1276	590	46.24	406	24								
Winslow W2 D5	Total	1241	493	39.73	347	15								
Winslow Ward 2 Provisional	Total	0	80	0.00	67									
Winslow W2 Emergency Ballots	Total	0	0	0.00										
Winslow W3 D1	Total	1627	582	35.77	526	3								
Winslow W3 D2	Total	1539	431	28.01	404	2								
Winslow W3 D3	Total	1484	367	24.73	324	5								
Winslow W3 D4	Total	1324	436	32.93	352	7								
Winslow W3 D5	Total	1506	574	38.11	520	5								
Winslow Ward 3 Provisional	Total	0	66	0.00	62									
Winslow W3 Emergency Ballots	Total	0	0	0.00										
Winslow W4 D1	Total	884	439	49.66	282	15								
Winslow W4 D2	Total	1914	596	31.14	492	4								
Winslow W4 D3	Total	2078	785	37.78	637	7								
Winslow W4 D4	Total	1406	538	38.26	408	9								
Winslow W4 D5	Total	1783	644	36.12	511	10								
Winslow Ward 4 Provisional	Total	0	115	0.00	92									
Winslow W4 Emergency Ballots	Total	0	0	0.00										
Winslow Twp	TC-Early Voting	31225	385	1.23	285	6								
Winslow Twp	TC-Emergency	31225	0	0.00										
Winslow Twp	TC-Machine	31225	6012	19.25	3870	239								
Winslow Twp	TC-Mail-In Ballot	31225	5265	16.86	4314	83								
Winslow Twp	TC-Provisional	31225	347	1.11	273	5								
Winslow Twp	Total	31225	12009	38.46	8742	333								
Total - TC-Early Voting		31225	385	1.23	285	6								
Total - TC-Emergency		31225	0	0.00										
Total - TC-Machine		31225	6012	19.25	3870	239								
Total - TC-Mail-In Ballot		31225	5265	16.86	4314	83								
Total - TC-Provisional		31225	347	1.11	273	5								
Contest Total		31225	12009	38.46	8742	333								

\*\*\* Indicates vote data was suppressed due to voter privacy settings.

**Winslow Twp. Committee Ward 3 UNEX**

		Registered	Ballots Cast	Turnout (%)	Jacquelyn LEE	Write-In								
Winslow W3 D1	Total	1627	582	35.77	515	3								
Winslow W3 D2	Total	1539	431	28.01	400	1								
Winslow W3 D3	Total	1484	367	24.73	325	4								
Winslow W3 D4	Total	1324	436	32.93	353	3								
Winslow W3 D5	Total	1506	574	38.11	520	5								
Winslow Ward 3 Provisional	Total	0	66	0.00	61									
Winslow W3 Emergency Ballots	Total	0	0	0.00										
Winslow Twp	TC-Early Voting	7480	73	0.98	58									
Winslow Twp	TC-Emergency	7480	0	0.00										
Winslow Twp	TC-Machine	7480	1224	16.36	1059	10								
Winslow Twp	TC-Mail-In Ballot	7480	1093	14.61	996	6								
Winslow Twp	TC-Provisional	7480	66	0.88	61									
Winslow Twp	Total	7480	2456	32.83	2174	16								
Total - TC-Early Voting		7480	73	0.98	58									
Total - TC-Emergency		7480	0	0.00										
Total - TC-Machine		7480	1224	16.36	1059	10								
Total - TC-Mail-In Ballot		7480	1093	14.61	996	6								
Total - TC-Provisional		7480	66	0.88	61									
Contest Total		7480	2456	32.83	2174	16								

\*\*\* Indicates vote data was suppressed due to voter privacy settings.



**Woodlynne Council**

		Registered	Ballots Cast	Turnout (%)	Shana FELICIANO	Edwin FONTANEZ	Marysol BOWMAN	Dana M. SEAMON	Write-In					
Woodlynne Dist 1	Total	995	181	18.19	120	112	27	30	1					
Woodlynne Dist 2	Total	817	178	21.79	131	125	23	24	6					
Woodlynne Provisional	Total	0	13	0.00	***	***	***	***	***	***	***	***	***	***
Woodlynne Emergency Ballots	Total	0	0	0.00										
Woodlynne Borough	TC-Early Voting	1812	4	0.22	***	***	***	***	***	***	***	***	***	***
Woodlynne Borough	TC-Emergency	1812	0	0.00										
Woodlynne Borough	TC-Machine	1812	221	12.20	152	146	28	31	2					
Woodlynne Borough	TC-Mail-In Ballot	1812	134	7.40	95	87	22	23	5					
Woodlynne Borough	TC-Provisional	1812	13	0.72	***	***	***	***	***	***	***	***	***	***
Woodlynne Borough	Total	1812	372	20.53	260	242	54	57	7					
Total - TC-Early Voting		1812	4	0.22	***	***	***	***	***	***	***	***	***	***
Total - TC-Emergency		1812	0	0.00										
Total - TC-Machine		1812	221	12.20	152	146	28	31	2					
Total - TC-Mail-In Ballot		1812	134	7.40	95	87	22	23	5					
Total - TC-Provisional		1812	13	0.72	***	***	***	***	***	***	***	***	***	***
Contest Total		1812	372	20.53	260	242	54	57	7					

\*\*\* Indicates vote data was suppressed due to voter privacy settings.

**Local BOE Audubon Boro/Park UNEX**

		Registered	Ballots Cast	Turnout (%)	Loretta CASSIDY	Write-In								
Audubon Boro Dist 1	Total	892	371	41.59	261	5								
Audubon Boro Dist 2	Total	665	294	44.21	197	6								
Audubon Boro Dist 3	Total	1057	457	43.24	308	8								
Audubon Boro Dist 4	Total	688	326	47.38	220	1								
Audubon Boro Dist 5	Total	1034	409	39.56	291	3								
Audubon Boro Dist 6	Total	1161	511	44.01	331									
Audubon Boro Dist 7	Total	699	384	54.94	262	5								
Audubon Boro Dist 8	Total	930	440	47.31	304	9								
Audubon Boro Provisional	Total	0	78	0.00	63	1								
Audubon Boro Emergency Ballots	Total	0	0	0.00										
Audubon Borough	TC-Early Voting	7126	41	0.58	24	1								
Audubon Borough	TC-Emergency	7126	0	0.00										
Audubon Borough	TC-Machine	7126	1746	24.50	1155	22								
Audubon Borough	TC-Mail-In Ballot	7126	1405	19.72	995	14								
Audubon Borough	TC-Provisional	7126	78	1.09	63	1								
Audubon Borough	Total	7126	3270	45.89	2237	38								
Audubon Park Dist 1	Total	831	349	42.00	198	5								
Audubon Park Provisional	Total	0	11	0.00	***	***	***	***	***	***	***	***	***	***
Audubon Park Emergency Ballots	Total	0	0	0.00										
Audubon Park Borough	TC-Early Voting	831	4	0.48	***	***	***	***	***	***	***	***	***	***
Audubon Park Borough	TC-Emergency	831	0	0.00										
Audubon Park Borough	TC-Machine	831	212	25.51	112									
Audubon Park Borough	TC-Mail-In Ballot	831	133	16.00	83	5								
Audubon Park Borough	TC-Provisional	831	11	1.32	***	***	***	***	***	***	***	***	***	***
Audubon Park Borough	Total	831	360	43.32	205	5								
Total - TC-Early Voting		7957	45	0.57	27	1								
Total - TC-Emergency		7957	0	0.00										
Total - TC-Machine		7957	1958	24.61	1267	22								
Total - TC-Mail-In Ballot		7957	1538	19.33	1078	19								
Total - TC-Provisional		7957	89	1.12	70	1								
Contest Total		7957	3630	45.62	2442	43								

\*\*\* Indicates vote data was suppressed due to voter privacy settings.

**Local BOE-Audubon Boro/Park**

		Registered	Ballots Cast	Turnout (%)	Ammie L. DAVIS	Stephen A. WILSON	Tara SULLIVAN-BUTRICA	Mark GATTI	Write-In					
Audubon Boro Dist 1	Total	892	371	41.59	205	214	185	151	7					
Audubon Boro Dist 2	Total	665	294	44.21	172	157	161	139	5					
Audubon Boro Dist 3	Total	1057	457	43.24	253	261	241	207	2					
Audubon Boro Dist 4	Total	688	326	47.38	195	181	171	151	3					
Audubon Boro Dist 5	Total	1034	409	39.56	258	217	222	152	3					
Audubon Boro Dist 6	Total	1161	511	44.01	306	278	262	190	2					
Audubon Boro Dist 7	Total	699	384	54.94	214	208	197	161	5					
Audubon Boro Dist 8	Total	930	440	47.31	261	250	236	192	9					
Audubon Boro Provisional	Total	0	78	0.00	45	50	46	32	1					
Audubon Boro Emergency Ballots	Total	0	0	0.00										
Audubon Borough	TC-Early Voting	7126	41	0.58	21	18	20	9	1					
Audubon Borough	TC-Emergency	7126	0	0.00										
Audubon Borough	TC-Machine	7126	1746	24.50	940	920	856	733	24					
Audubon Borough	TC-Mail-In Ballot	7126	1405	19.72	903	828	799	601	11					
Audubon Borough	TC-Provisional	7126	78	1.09	45	50	46	32	1					
Audubon Borough	Total	7126	3270	45.89	1909	1816	1721	1375	37					
Audubon Park Dist 1	Total	831	349	42.00	152	150	131	118	13					
Audubon Park Provisional	Total	0	11	0.00	***	***	***	***	***	***	***	***	***	***
Audubon Park Emergency Ballots	Total	0	0	0.00										
Audubon Park Borough	TC-Early Voting	831	4	0.48	***	***	***	***	***	***	***	***	***	***
Audubon Park Borough	TC-Emergency	831	0	0.00										
Audubon Park Borough	TC-Machine	831	212	25.51	84	88	73	66	5					
Audubon Park Borough	TC-Mail-In Ballot	831	133	16.00	66	60	57	49	8					
Audubon Park Borough	TC-Provisional	831	11	1.32	***	***	***	***	***	***	***	***	***	***
Audubon Park Borough	Total	831	360	43.32	157	153	136	122	13					
Total - TC-Early Voting		7957	45	0.57	23	20	21	12	1					
Total - TC-Emergency		7957	0	0.00										
Total - TC-Machine		7957	1958	24.61	1024	1008	929	799	29					
Total - TC-Mail-In Ballot		7957	1538	19.33	969	888	856	650	19					
Total - TC-Provisional		7957	89	1.12	50	53	51	36	1					
Contest Total		7957	3630	45.62	2066	1969	1857	1497	50					

\*\*\* Indicates vote data was suppressed due to voter privacy settings.

**Local BOE- Barrington Boro**

		Registered	Ballots Cast	Turnout (%)	Noreen KINKLER	Write-In							
Barrington Dist 1	Total	1231	630	51.18	389	147							
Barrington Dist 2	Total	981	438	44.65	268	53							
Barrington Dist 3	Total	1151	516	44.83	304	93							
Barrington Dist 4	Total	1470	566	38.50	304	84							
Barrington Dist 5	Total	530	287	54.15	183	57							
Barrington Provisional	Total	0	85	0.00	50	20							
Barrington Emergency Ballots	Total	0	0	0.00									
Barrington Borough	TC-Early Voting	5363	43	0.80	22	16							
Barrington Borough	TC-Emergency	5363	0	0.00									
Barrington Borough	TC-Machine	5363	1325	24.71	730	282							
Barrington Borough	TC-Mail-In Ballot	5363	1069	19.93	696	136							
Barrington Borough	TC-Provisional	5363	85	1.58	50	20							
Barrington Borough	Total	5363	2522	47.03	1498	454							
Total - TC-Early Voting		5363	43	0.80	22	16							
Total - TC-Emergency		5363	0	0.00									
Total - TC-Machine		5363	1325	24.71	730	282							
Total - TC-Mail-In Ballot		5363	1069	19.93	696	136							
Total - TC-Provisional		5363	85	1.58	50	20							
Contest Total		5363	2522	47.03	1498	454							

\*\*\* Indicates vote data was suppressed due to voter privacy settings.

**Black Horse Pike Regional Member BOE-Bellmawr**

		Registered	Ballots Cast	Turnout (%)	Michael ECKMEYER	Write-In							
Bellmawr Dist 1	Total	1517	673	44.36	356	2							
Bellmawr Dist 2	Total	1412	666	47.17	441	11							
Bellmawr Dist 3	Total	1273	446	35.04	278	4							
Bellmawr Dist 4	Total	1058	483	45.65	300	2							
Bellmawr Dist 5	Total	1038	376	36.22	244	3							
Bellmawr Dist 6	Total	1261	483	38.30	284	12							
Bellmawr Dist 7	Total	984	431	43.80	263	2							
Bellmawr Provisional	Total	0	83	0.00	44	1							
Bellmawr Emergency Ballots	Total	0	0	0.00									
Bellmawr Borough	TC-Early Voting	8543	53	0.62	31								
Bellmawr Borough	TC-Emergency	8543	0	0.00									
Bellmawr Borough	TC-Machine	8543	2109	24.69	1184	25							
Bellmawr Borough	TC-Mail-In Ballot	8543	1396	16.34	951	11							
Bellmawr Borough	TC-Provisional	8543	83	0.97	44	1							
Bellmawr Borough	Total	8543	3641	42.62	2210	37							
Total - TC-Early Voting		8543	53	0.62	31								
Total - TC-Emergency		8543	0	0.00									
Total - TC-Machine		8543	2109	24.69	1184	25							
Total - TC-Mail-In Ballot		8543	1396	16.34	951	11							
Total - TC-Provisional		8543	83	0.97	44	1							
Contest Total		8543	3641	42.62	2210	37							

\*\*\* Indicates vote data was suppressed due to voter privacy settings.

**Local BOE- Bellmawr Boro**

		Registered	Ballots Cast	Turnout (%)	Bill MURRAY	Write-In								
Bellmawr Dist 1	Total	1517	673	44.36	335	24								
Bellmawr Dist 2	Total	1412	666	47.17	440	24								
Bellmawr Dist 3	Total	1273	446	35.04	270	20								
Bellmawr Dist 4	Total	1058	483	45.65	288	22								
Bellmawr Dist 5	Total	1038	376	36.22	245	15								
Bellmawr Dist 6	Total	1261	483	38.30	298	13								
Bellmawr Dist 7	Total	984	431	43.80	260	14								
Bellmawr Provisional	Total	0	83	0.00	48	2								
Bellmawr Emergency Ballots	Total	0	0	0.00										
Bellmawr Borough	TC-Early Voting	8543	53	0.62	36	1								
Bellmawr Borough	TC-Emergency	8543	0	0.00										
Bellmawr Borough	TC-Machine	8543	2109	24.69	1172	83								
Bellmawr Borough	TC-Mail-In Ballot	8543	1396	16.34	928	48								
Bellmawr Borough	TC-Provisional	8543	83	0.97	48	2								
Bellmawr Borough	Total	8543	3641	42.62	2184	134								
Total - TC-Early Voting		8543	53	0.62	36	1								
Total - TC-Emergency		8543	0	0.00										
Total - TC-Machine		8543	2109	24.69	1172	83								
Total - TC-Mail-In Ballot		8543	1396	16.34	928	48								
Total - TC-Provisional		8543	83	0.97	48	2								
Contest Total		8543	3641	42.62	2184	134								

\*\*\* Indicates vote data was suppressed due to voter privacy settings.

**Eastern Cam Co Regional Member BOE Berlin Boro**

		Registered	Ballots Cast	Turnout (%)	Jeremiah CONNER	Write-In							
Berlin Boro Dist 1	Total	1333	518	38.86	310	4							
Berlin Boro Dist 2	Total	1433	682	47.59	434	3							
Berlin Boro Dist 3	Total	1483	687	46.33	411								
Berlin Boro Dist 4	Total	1360	582	42.79	366	1							
Berlin Boro Dist 5	Total	699	311	44.49	209	3							
Berlin Boro Provisional	Total	0	96	0.00	60	1							
Berlin Boro Emergency Ballots	Total	0	0	0.00									
Berlin Borough	TC-Early Voting	6308	52	0.82	36								
Berlin Borough	TC-Emergency	6308	0	0.00									
Berlin Borough	TC-Machine	6308	1611	25.54	992	4							
Berlin Borough	TC-Mail-In Ballot	6308	1117	17.71	702	7							
Berlin Borough	TC-Provisional	6308	96	1.52	60	1							
Berlin Borough	Total	6308	2876	45.59	1790	12							
Total - TC-Early Voting		6308	52	0.82	36								
Total - TC-Emergency		6308	0	0.00									
Total - TC-Machine		6308	1611	25.54	992	4							
Total - TC-Mail-In Ballot		6308	1117	17.71	702	7							
Total - TC-Provisional		6308	96	1.52	60	1							
Contest Total		6308	2876	45.59	1790	12							

\*\*\* Indicates vote data was suppressed due to voter privacy settings.

**Local BOE- Berlin Boro**

		Registered	Ballots Cast	Turnout (%)	Rebecca HOLLAND	Lisa A. KEHOE	Jeff GREENBERG	Kristen SIMONE	Jeremy COHEN	Write-In			
Berlin Boro Dist 1	Total	1333	518	38.86	245	220	176	191	181	6			
Berlin Boro Dist 2	Total	1433	682	47.59	333	317	223	246	259	8			
Berlin Boro Dist 3	Total	1483	687	46.33	314	299	217	234	301	1			
Berlin Boro Dist 4	Total	1360	582	42.79	329	295	198	226	205	4			
Berlin Boro Dist 5	Total	699	311	44.49	158	144	121	137	124				
Berlin Boro Provisional	Total	0	96	0.00	39	45	36	39	41	2			
Berlin Boro Emergency Ballots	Total	0	0	0.00									
Berlin Borough	TC-Early Voting	6308	52	0.82	25	28	17	22	23				
Berlin Borough	TC-Emergency	6308	0	0.00									
Berlin Borough	TC-Machine	6308	1611	25.54	766	707	556	553	594	10			
Berlin Borough	TC-Mail-In Ballot	6308	1117	17.71	588	540	362	459	453	9			
Berlin Borough	TC-Provisional	6308	96	1.52	39	45	36	39	41	2			
Berlin Borough	Total	6308	2876	45.59	1418	1320	971	1073	1111	21			
Total - TC-Early Voting		6308	52	0.82	25	28	17	22	23				
Total - TC-Emergency		6308	0	0.00									
Total - TC-Machine		6308	1611	25.54	766	707	556	553	594	10			
Total - TC-Mail-In Ballot		6308	1117	17.71	588	540	362	459	453	9			
Total - TC-Provisional		6308	96	1.52	39	45	36	39	41	2			
Contest Total		6308	2876	45.59	1418	1320	971	1073	1111	21			

\*\*\* Indicates vote data was suppressed due to voter privacy settings.



**Local BOE- Berlin Twp UNEX 1YR**

		Registered	Ballots Cast	Turnout (%)	Kayla HANNA	Write-In							
Berlin Twp Dist 1	Total	1841	866	47.04	551	8							
Berlin Twp Dist 2	Total	736	269	36.55	189	4							
Berlin Twp Dist 3	Total	694	236	34.01	147	1							
Berlin Twp Dist 4	Total	1313	465	35.42	319	5							
Berlin Twp Provisional	Total	0	52	0.00	29								
Berlin Twp Emergency Ballots	Total	0	0	0.00									
Berlin Township	TC-Early Voting	4584	29	0.63	19								
Berlin Township	TC-Emergency	4584	0	0.00									
Berlin Township	TC-Machine	4584	852	18.59	510	11							
Berlin Township	TC-Mail-In Ballot	4584	955	20.83	677	7							
Berlin Township	TC-Provisional	4584	52	1.13	29								
Berlin Township	Total	4584	1888	41.19	1235	18							
Total - TC-Early Voting		4584	29	0.63	19								
Total - TC-Emergency		4584	0	0.00									
Total - TC-Machine		4584	852	18.59	510	11							
Total - TC-Mail-In Ballot		4584	955	20.83	677	7							
Total - TC-Provisional		4584	52	1.13	29								
Contest Total		4584	1888	41.19	1235	18							

\*\*\* Indicates vote data was suppressed due to voter privacy settings.

**Local BOE- Berlin Township**

		Registered	Ballots Cast	Turnout (%)	Michele ORIENTE	Scott GOLDEN	Write-In							
Berlin Twp Dist 1	Total	1841	866	47.04	539	532	18							
Berlin Twp Dist 2	Total	736	269	36.55	185	179	18							
Berlin Twp Dist 3	Total	694	236	34.01	145	145	1							
Berlin Twp Dist 4	Total	1313	465	35.42	315	300	17							
Berlin Twp Provisional	Total	0	52	0.00	31	31	1							
Berlin Twp Emergency Ballots	Total	0	0	0.00										
Berlin Township	TC-Early Voting	4584	29	0.63	16	15	2							
Berlin Township	TC-Emergency	4584	0	0.00										
Berlin Township	TC-Machine	4584	852	18.59	494	482	29							
Berlin Township	TC-Mail-In Ballot	4584	955	20.83	674	659	23							
Berlin Township	TC-Provisional	4584	52	1.13	31	31	1							
Berlin Township	Total	4584	1888	41.19	1215	1187	55							
Total - TC-Early Voting		4584	29	0.63	16	15	2							
Total - TC-Emergency		4584	0	0.00										
Total - TC-Machine		4584	852	18.59	494	482	29							
Total - TC-Mail-In Ballot		4584	955	20.83	674	659	23							
Total - TC-Provisional		4584	52	1.13	31	31	1							
Contest Total		4584	1888	41.19	1215	1187	55							

\*\*\* Indicates vote data was suppressed due to voter privacy settings.

**Local BOE-Brooklawn UNEX**

		Registered	Ballots Cast	Turnout (%)	Kyrstin MacADAMS	Write-In								
Brooklawn Dist 1	Total	1370	448	32.70	308	5								
Brooklawn Provisional	Total	0	13	0.00	***	***	***	***	***	***	***	***	***	***
Brooklawn Emergency Ballots	Total	0	0	0.00										
Brooklawn Borough	TC-Early Voting	1370	6	0.44	***	***	***	***	***	***	***	***	***	***
Brooklawn Borough	TC-Emergency	1370	0	0.00										
Brooklawn Borough	TC-Machine	1370	296	21.61	198	4								
Brooklawn Borough	TC-Mail-In Ballot	1370	146	10.66	107	1								
Brooklawn Borough	TC-Provisional	1370	13	0.95	***	***	***	***	***	***	***	***	***	***
Brooklawn Borough	Total	1370	461	33.65	314	5								
Total - TC-Early Voting		1370	6	0.44	***	***	***	***	***	***	***	***	***	***
Total - TC-Emergency		1370	0	0.00										
Total - TC-Machine		1370	296	21.61	198	4								
Total - TC-Mail-In Ballot		1370	146	10.66	107	1								
Total - TC-Provisional		1370	13	0.95	***	***	***	***	***	***	***	***	***	***
Contest Total		1370	461	33.65	314	5								

\*\*\* Indicates vote data was suppressed due to voter privacy settings.

**Local BOE- Brooklawn Boro**

		Registered	Ballots Cast	Turnout (%)	Iwona KUJZEK	Kathleen Kass MAASS	Write-In							
Brooklawn Dist 1	Total	1370	448	32.70	283	310	3							
Brooklawn Provisional	Total	0	13	0.00	***	***	***	***	***	***	***	***	***	***
Brooklawn Emergency Ballots	Total	0	0	0.00										
Brooklawn Borough	TC-Early Voting	1370	6	0.44	***	***	***	***	***	***	***	***	***	***
Brooklawn Borough	TC-Emergency	1370	0	0.00										
Brooklawn Borough	TC-Machine	1370	296	21.61	172	192	2							
Brooklawn Borough	TC-Mail-In Ballot	1370	146	10.66	108	114								
Brooklawn Borough	TC-Provisional	1370	13	0.95	***	***	***	***	***	***	***	***	***	***
Brooklawn Borough	Total	1370	461	33.65	289	317	4							
Total - TC-Early Voting		1370	6	0.44	***	***	***	***	***	***	***	***	***	***
Total - TC-Emergency		1370	0	0.00										
Total - TC-Machine		1370	296	21.61	172	192	2							
Total - TC-Mail-In Ballot		1370	146	10.66	108	114								
Total - TC-Provisional		1370	13	0.95	***	***	***	***	***	***	***	***	***	***
Contest Total		1370	461	33.65	289	317	4							

\*\*\* Indicates vote data was suppressed due to voter privacy settings.

**Local BOE Member-Camden City**

		Registered	Ballots Cast	Turnout (%)	Elion CUSTIS	Sharde 'Ahava' TAYLOR	Aaron COOPER	Nyemah GILLESPIE	Falio LEYBA-MARTINEZ	Danielle JACKSON	Write-In			
Camden City W1 D1	Total	598	86	14.38	31	17	33	46	24	40				
Camden City W1 D2	Total	1231	244	19.82	68	48	70	117	98	116				
Camden City W1 D3	Total	1118	211	18.87	63	46	63	99	88	91				
Camden City W1 D4	Total	961	130	13.53	49	31	37	48	38	57				
Camden City W1 D5	Total	1377	190	13.80	61	53	57	78	78	79	2			
Camden City W1 D6	Total	1337	216	16.16	71	41	56	96	83	92	2			
Camden City W1 D7	Total	889	91	10.24	24	17	28	40	35	34				
Camden City W1 D8	Total	926	232	25.05	68	48	61	129	86	122				
Camden City W1 D9	Total	1470	201	13.67	62	40	60	84	62	85	2			
Camden City W1 D10	Total	1224	170	13.89	53	47	48	76	70	71				
Camden City Ward 1 Provisional	Total	0	77	0.00	15	13	14	34	28	36	3			
Camden City W1 Emergency Ballots	Total	0	0	0.00										
Camden City W2 D1	Total	684	152	22.22	53	32	41	83	53	83	1			
Camden City W2 D2	Total	958	202	21.09	87	50	73	99	62	100	1			
Camden City W2 D3	Total	1044	275	26.34	118	58	79	150	94	132	1			
Camden City W2 D4	Total	749	126	16.82	43	30	42	61	51	63	1			
Camden City W2 D5	Total	857	133	15.52	49	37	40	71	50	58				
Camden City W2 D6	Total	1571	261	16.61	69	43	77	112	77	101				
Camden City W2 D7	Total	1065	220	20.66	74	52	56	103	77	91	1			
Camden City W2 D8	Total	1709	257	15.04	80	59	72	109	90	107				
Camden City W2 D9	Total	1788	264	14.77	63	48	55	126	109	109	3			
Camden City W2 D10	Total	831	106	12.76	30	16	32	47	42	49				
Camden City W2 D11	Total	781	105	13.44	47	38	38	41	25	42				
Camden City Ward 2 Provisional	Total	0	107	0.00	28	17	34	44	36	44				
Camden City W2 Emergency Ballots	Total	0	0	0.00										
Camden City W3 D1	Total	1102	138	12.52	42	34	31	49	56	46				
Camden City W3 D2	Total	1391	269	19.34	74	60	78	116	113	105				
Camden City W3 D3	Total	1075	161	14.98	28	30	36	62	76	71				
Camden City W3 D4	Total	1130	196	17.35	47	33	45	81	75	80				
Camden City W3 D5	Total	982	127	12.93	24	24	23	63	66	60				
Camden City W3 D6	Total	1133	232	20.48	68	33	59	113	94	110				
Camden City W3 D7	Total	1203	158	13.13	42	33	37	72	73	65	1			
Camden City W3 D8	Total	1314	230	17.50	74	54	64	87	105	99				
Camden City W3 D9	Total	1525	223	14.62	54	42	45	91	105	97				
Camden City Ward 3 Provisional	Total	0	71	0.00	17	13	25	27	35	26				
Camden City W3 Emergency Ballots	Total	0	0	0.00										
Camden City W4 D1	Total	965	164	16.99	36	28	43	78	74	82	1			
Camden City W4 D2	Total	1119	92	8.22	28	25	30	29	42	32				
Camden City W4 D3	Total	1112	163	14.66	39	31	46	41	64	61				
Camden City W4 D4	Total	1201	170	14.15	35	41	45	82	78	79				
Camden City W4 D5	Total	993	132	13.29	23	19	23	49	58	47	1			
Camden City W4 D6	Total	1247	169	13.55	35	35	31	63	79	62	1			
Camden City W4 D7	Total	1110	153	13.78	38	28	28	68	71	60	2			

**Local BOE Member-Camden City**

		Registered	Ballots Cast	Turnout (%)	Elion CUSTIS	Sharde 'Ahava' TAYLOR	Aaron COOPER	Nyemah GILLESPIE	Falio LEYBA-MARTINEZ	Danielle JACKSON	Write-In			
Camden City W4 D8	Total	1202	192	15.97	43	40	43	83	88	91				
Camden City W4 D9	Total	1225	218	17.80	55	40	49	80	104	85	1			
Camden City W4 D10	Total	1194	234	19.60	58	50	62	123	111	118				
Camden City Ward 4 Provisional	Total	0	77	0.00	9	11	12	31	36	27				
Camden City W4 Emergency Ballots	Total	0	0	0.00										
Camden City	TC-Early Voting	45391	73	0.16	24	18	22	30	28	35	2			
Camden City	TC-Emergency	45391	0	0.00										
Camden City	TC-Machine	45391	4022	8.86	1168	855	1050	1676	1433	1479	11			
Camden City	TC-Mail-In Ballot	45391	3198	7.05	914	658	864	1539	1463	1658	8			
Camden City	TC-Provisional	45391	332	0.73	69	54	85	136	135	133	3			
Camden City	Total	45391	7625	16.80	2175	1585	2021	3381	3059	3305	24			
Total - TC-Early Voting		45391	73	0.16	24	18	22	30	28	35	2			
Total - TC-Emergency		45391	0	0.00										
Total - TC-Machine		45391	4022	8.86	1168	855	1050	1676	1433	1479	11			
Total - TC-Mail-In Ballot		45391	3198	7.05	914	658	864	1539	1463	1658	8			
Total - TC-Provisional		45391	332	0.73	69	54	85	136	135	133	3			
Contest Total		45391	7625	16.80	2175	1585	2021	3381	3059	3305	24			

\*\*\* Indicates vote data was suppressed due to voter privacy settings.

**Cherry Hill Twp. Question**

		Registered	Ballots Cast	Turnout (%)	Yes	No							
Cherry Hill Dist 1	Total	1153	570	49.44	307	150							
Cherry Hill Dist 2	Total	1371	477	34.79	241	122							
Cherry Hill Dist 3	Total	1267	412	32.52	226	72							
Cherry Hill Dist 4	Total	1396	538	38.54	290	118							
Cherry Hill Dist 5	Total	1274	527	41.37	256	101							
Cherry Hill Dist 6	Total	974	393	40.35	192	94							
Cherry Hill Dist 7	Total	1172	533	45.48	271	109							
Cherry Hill Dist 8	Total	1131	349	30.86	178	75							
Cherry Hill Dist 9	Total	2185	846	38.72	447	147							
Cherry Hill Dist 10	Total	856	380	44.39	194	97							
Cherry Hill Dist 11	Total	1358	550	40.50	273	124							
Cherry Hill Dist 12	Total	1552	588	37.89	302	104							
Cherry Hill Dist 13	Total	1100	548	49.82	279	130							
Cherry Hill Dist 14	Total	957	504	52.66	253	118							
Cherry Hill Dist 15	Total	1310	572	43.66	264	135							
Cherry Hill Dist 16	Total	848	423	49.88	242	73							
Cherry Hill Dist 17	Total	1329	572	43.04	315	108							
Cherry Hill Dist 18	Total	974	465	47.74	244	112							
Cherry Hill Dist 19	Total	1068	456	42.70	263	84							
Cherry Hill Dist 20	Total	2246	1071	47.68	551	237							
Cherry Hill Dist 21	Total	1444	544	37.67	297	118							
Cherry Hill Dist 22	Total	1167	583	49.96	322	122							
Cherry Hill Dist 23	Total	1600	522	32.63	249	130							
Cherry Hill Dist 24	Total	1309	566	43.24	287	123							
Cherry Hill Dist 25	Total	1110	466	41.98	223	108							
Cherry Hill Dist 26	Total	1649	793	48.09	398	192							
Cherry Hill Dist 27	Total	1202	606	50.42	334	118							
Cherry Hill Dist 28	Total	1378	624	45.28	299	110							
Cherry Hill Dist 29	Total	1506	678	45.02	365	134							
Cherry Hill Dist 30	Total	759	387	50.99	227	68							
Cherry Hill Dist 31	Total	1656	631	38.10	341	89							
Cherry Hill Dist 32	Total	619	194	31.34	94	26							
Cherry Hill Dist 33	Total	1390	678	48.78	322	163							
Cherry Hill Dist 34	Total	1270	581	45.75	315	132							
Cherry Hill Dist 35	Total	1271	621	48.86	328	160							
Cherry Hill Dist 36	Total	1414	566	40.03	288	127							
Cherry Hill Dist 37	Total	1090	556	51.01	300	105							
Cherry Hill Dist 38	Total	931	498	53.49	304	75							
Cherry Hill Dist 39	Total	1240	590	47.58	325	106							
Cherry Hill Dist 40	Total	879	401	45.62	224	88							
Cherry Hill Dist 41	Total	1029	335	32.56	163	82							
Cherry Hill Dist 42	Total	766	373	48.69	197	94							
Cherry Hill Dist 43	Total	977	492	50.36	287	90							
Cherry Hill Dist 44	Total	1515	552	36.44	295	83							
Cherry Hill Dist 45	Total	2081	843	40.51	459	159							
Cherry Hill Dist 46	Total	1212	517	42.66	255	86							
Cherry Hill Dist 47	Total	1386	556	40.12	325	95							
Cherry Hill Dist 48	Total	796	232	29.15	131	32							
Cherry Hill Provisional	Total	0	1079	0.00	528	134							
Cherry Hill Emergency Ballots	Total	0	0	0.00									

**Cherry Hill Twp. Question**

		Registered	Ballots Cast	Turnout (%)	Yes	No								
Cherry Hill Twp	TC-Early Voting	60167	400	0.66	259	118								
Cherry Hill Twp	TC-Emergency	60167	0	0.00										
Cherry Hill Twp	TC-Machine	60167	11420	18.98	5740	3234								
Cherry Hill Twp	TC-Mail-In Ballot	60167	13939	23.17	7543	1973								
Cherry Hill Twp	TC-Provisional	60167	1079	1.79	528	134								
Cherry Hill Twp	Total	60167	26838	44.61	14070	5459								
Total - TC-Early Voting		60167	400	0.66	259	118								
Total - TC-Emergency		60167	0	0.00										
Total - TC-Machine		60167	11420	18.98	5740	3234								
Total - TC-Mail-In Ballot		60167	13939	23.17	7543	1973								
Total - TC-Provisional		60167	1079	1.79	528	134								
Contest Total		60167	26838	44.61	14070	5459								

\*\*\* Indicates vote data was suppressed due to voter privacy settings.



**Local BOE-Cherry Hill UNEX**

		Registered	Ballots Cast	Turnout (%)	Kimberly GALLAGHER	Benjamin A. OVADIA	Write-In							
Cherry Hill Dist 1	Total	1153	570	49.44	260	171	4							
Cherry Hill Dist 2	Total	1371	477	34.79	245	103	2							
Cherry Hill Dist 3	Total	1267	412	32.52	204	112								
Cherry Hill Dist 4	Total	1396	538	38.54	279	147	3							
Cherry Hill Dist 5	Total	1274	527	41.37	254	130	2							
Cherry Hill Dist 6	Total	974	393	40.35	187	97	1							
Cherry Hill Dist 7	Total	1172	533	45.48	248	158	5							
Cherry Hill Dist 8	Total	1131	349	30.86	183	82	4							
Cherry Hill Dist 9	Total	2185	846	38.72	385	225	1							
Cherry Hill Dist 10	Total	856	380	44.39	186	85								
Cherry Hill Dist 11	Total	1358	550	40.50	256	155								
Cherry Hill Dist 12	Total	1552	588	37.89	287	155								
Cherry Hill Dist 13	Total	1100	548	49.82	213	203	5							
Cherry Hill Dist 14	Total	957	504	52.66	205	163	1							
Cherry Hill Dist 15	Total	1310	572	43.66	244	178	3							
Cherry Hill Dist 16	Total	848	423	49.88	181	145	2							
Cherry Hill Dist 17	Total	1329	572	43.04	261	174	3							
Cherry Hill Dist 18	Total	974	465	47.74	204	132								
Cherry Hill Dist 19	Total	1068	456	42.70	196	148	1							
Cherry Hill Dist 20	Total	2246	1071	47.68	481	285	3							
Cherry Hill Dist 21	Total	1444	544	37.67	260	165	1							
Cherry Hill Dist 22	Total	1167	583	49.96	265	189	1							
Cherry Hill Dist 23	Total	1600	522	32.63	238	150	1							
Cherry Hill Dist 24	Total	1309	566	43.24	249	191	1							
Cherry Hill Dist 25	Total	1110	466	41.98	221	129								
Cherry Hill Dist 26	Total	1649	793	48.09	330	307	1							
Cherry Hill Dist 27	Total	1202	606	50.42	246	199	3							
Cherry Hill Dist 28	Total	1378	624	45.28	262	218	2							
Cherry Hill Dist 29	Total	1506	678	45.02	303	196	3							
Cherry Hill Dist 30	Total	759	387	50.99	155	152								
Cherry Hill Dist 31	Total	1656	631	38.10	281	160	2							
Cherry Hill Dist 32	Total	619	194	31.34	87	33								
Cherry Hill Dist 33	Total	1390	678	48.78	281	247	3							
Cherry Hill Dist 34	Total	1270	581	45.75	246	202	4							
Cherry Hill Dist 35	Total	1271	621	48.86	246	228	2							
Cherry Hill Dist 36	Total	1414	566	40.03	240	165	2							
Cherry Hill Dist 37	Total	1090	556	51.01	224	205	1							
Cherry Hill Dist 38	Total	931	498	53.49	193	206	1							
Cherry Hill Dist 39	Total	1240	590	47.58	221	243								
Cherry Hill Dist 40	Total	879	401	45.62	153	153								
Cherry Hill Dist 41	Total	1029	335	32.56	158	102								
Cherry Hill Dist 42	Total	766	373	48.69	174	109	2							
Cherry Hill Dist 43	Total	977	492	50.36	195	170								
Cherry Hill Dist 44	Total	1515	552	36.44	230	185	4							
Cherry Hill Dist 45	Total	2081	843	40.51	387	266								
Cherry Hill Dist 46	Total	1212	517	42.66	214	153	1							
Cherry Hill Dist 47	Total	1386	556	40.12	243	158	3							
Cherry Hill Dist 48	Total	796	232	29.15	103	50								

**Local BOE-Cherry Hill UNEX**

		Registered	Ballots Cast	Turnout (%)	Kimberly GALLAGHER	Benjamin A. OVADIA	Write-In						
Cherry Hill Provisional	Total	0	1079	0.00	483	278	2						
Cherry Hill Emergency Ballots	Total	0	0	0.00									
Cherry Hill Twp	TC-Early Voting	60167	400	0.66	169	121	3						
Cherry Hill Twp	TC-Emergency	60167	0	0.00									
Cherry Hill Twp	TC-Machine	60167	11420	18.98	5176	3002	42						
Cherry Hill Twp	TC-Mail-In Ballot	60167	13939	23.17	6019	4856	33						
Cherry Hill Twp	TC-Provisional	60167	1079	1.79	483	278	2						
Cherry Hill Twp	Total	60167	26838	44.61	11847	8257	80						
Total - TC-Early Voting		60167	400	0.66	169	121	3						
Total - TC-Emergency		60167	0	0.00									
Total - TC-Machine		60167	11420	18.98	5176	3002	42						
Total - TC-Mail-In Ballot		60167	13939	23.17	6019	4856	33						
Total - TC-Provisional		60167	1079	1.79	483	278	2						
Contest Total		60167	26838	44.61	11847	8257	80						

\*\*\* Indicates vote data was suppressed due to voter privacy settings.

**Local BOE- Cherry Hill Township**

		Registered	Ballots Cast	Turnout (%)	Adam GREENBAUM	Gina WINTERS	Suni (Sunny) REED	Renee CHERFANE	Nicholas J. GAUDIO, JR.	Jennifer L. SHARMAN	Cathy DeCAMPPLI	Joel MAYER	Write-In
Cherry Hill Dist 1	Total	1153	570	49.44	196	178	118	192	143	139	138	156	5
Cherry Hill Dist 2	Total	1371	477	34.79	164	144	119	156	119	119	91	100	
Cherry Hill Dist 3	Total	1267	412	32.52	134	104	109	143	114	110	76	107	1
Cherry Hill Dist 4	Total	1396	538	38.54	178	182	112	190	157	157	138	136	5
Cherry Hill Dist 5	Total	1274	527	41.37	173	171	155	158	128	120	104	121	6
Cherry Hill Dist 6	Total	974	393	40.35	137	130	99	110	116	100	96	84	
Cherry Hill Dist 7	Total	1172	533	45.48	225	169	118	151	147	139	116	142	2
Cherry Hill Dist 8	Total	1131	349	30.86	120	111	92	112	101	99	58	82	
Cherry Hill Dist 9	Total	2185	846	38.72	307	242	211	258	218	214	160	222	1
Cherry Hill Dist 10	Total	856	380	44.39	126	120	78	104	112	111	71	95	
Cherry Hill Dist 11	Total	1358	550	40.50	188	187	120	165	171	170	100	129	
Cherry Hill Dist 12	Total	1552	588	37.89	244	184	133	187	134	159	110	161	1
Cherry Hill Dist 13	Total	1100	548	49.82	200	250	84	168	177	141	92	222	11
Cherry Hill Dist 14	Total	957	504	52.66	181	220	83	143	123	108	119	162	2
Cherry Hill Dist 15	Total	1310	572	43.66	231	170	128	171	143	129	127	164	2
Cherry Hill Dist 16	Total	848	423	49.88	215	158	78	110	84	103	73	150	3
Cherry Hill Dist 17	Total	1329	572	43.04	218	213	154	181	135	123	95	165	3
Cherry Hill Dist 18	Total	974	465	47.74	160	160	94	139	120	109	98	121	
Cherry Hill Dist 19	Total	1068	456	42.70	199	166	101	119	93	111	94	155	1
Cherry Hill Dist 20	Total	2246	1071	47.68	378	352	216	336	278	248	208	309	4
Cherry Hill Dist 21	Total	1444	544	37.67	202	203	127	184	135	142	95	150	1
Cherry Hill Dist 22	Total	1167	583	49.96	211	256	102	189	158	141	141	195	3
Cherry Hill Dist 23	Total	1600	522	32.63	203	160	132	141	138	131	96	137	2
Cherry Hill Dist 24	Total	1309	566	43.24	230	174	125	172	154	147	114	184	2
Cherry Hill Dist 25	Total	1110	466	41.98	164	149	93	161	126	110	92	131	
Cherry Hill Dist 26	Total	1649	793	48.09	334	310	145	219	184	194	169	285	1
Cherry Hill Dist 27	Total	1202	606	50.42	272	202	130	191	132	117	131	188	
Cherry Hill Dist 28	Total	1378	624	45.28	317	219	147	159	120	140	133	182	5
Cherry Hill Dist 29	Total	1506	678	45.02	267	221	169	196	170	151	141	185	6
Cherry Hill Dist 30	Total	759	387	50.99	229	145	67	109	74	68	63	159	
Cherry Hill Dist 31	Total	1656	631	38.10	269	197	149	189	139	147	108	183	
Cherry Hill Dist 32	Total	619	194	31.34	81	57	43	51	40	43	21	34	
Cherry Hill Dist 33	Total	1390	678	48.78	274	252	138	205	188	178	138	220	2
Cherry Hill Dist 34	Total	1270	581	45.75	263	216	119	170	163	155	97	183	4
Cherry Hill Dist 35	Total	1271	621	48.86	244	267	97	176	177	156	111	260	
Cherry Hill Dist 36	Total	1414	566	40.03	243	178	103	137	141	150	83	185	3
Cherry Hill Dist 37	Total	1090	556	51.01	277	204	107	150	103	134	107	207	1
Cherry Hill Dist 38	Total	931	498	53.49	273	183	99	140	87	86	103	217	3
Cherry Hill Dist 39	Total	1240	590	47.58	311	228	121	179	118	111	97	250	1
Cherry Hill Dist 40	Total	879	402	45.73	192	149	71	98	74	91	65	165	1
Cherry Hill Dist 41	Total	1029	335	32.56	126	126	78	118	92	86	76	87	
Cherry Hill Dist 42	Total	766	373	48.69	137	138	82	129	99	96	78	110	
Cherry Hill Dist 43	Total	977	492	50.36	240	167	73	114	121	111	80	194	
Cherry Hill Dist 44	Total	1515	552	36.44	264	189	119	165	117	129	79	185	2
Cherry Hill Dist 45	Total	2081	843	40.51	374	270	208	245	185	206	158	272	1
Cherry Hill Dist 46	Total	1212	517	42.66	205	159	102	137	127	122	97	146	
Cherry Hill Dist 47	Total	1386	556	40.12	248	171	122	145	111	118	104	171	4

**Local BOE- Cherry Hill Township**

		Registered	Ballots Cast	Turnout (%)	Adam GREENBAUM	Gina WINTERS	Suni (Sunny) REED	Renee CHERFANE	Nicholas J. GAUDIO, JR.	Jennifer L. SHARMAN	Cathy DeCAMPPLI	Joel MAYER	Write-In
Cherry Hill Dist 48	Total	796	232	29.15	66	53	68	68	53	43	49	36	
Cherry Hill Provisional	Total	0	1079	0.00	445	312	266	327	227	229	155	281	1
Cherry Hill Emergency Ballots	Total	0	0	0.00									
Cherry Hill Twp	TC-Early Voting	60167	400	0.66	137	119	100	129	91	106	83	106	2
Cherry Hill Twp	TC-Emergency	60167	0	0.00									
Cherry Hill Twp	TC-Machine	60167	11420	18.98	3808	3535	2379	3191	3405	3185	1682	2724	42
Cherry Hill Twp	TC-Mail-In Ballot	60167	13940	23.17	6545	5200	3059	4310	2843	2921	3225	5054	45
Cherry Hill Twp	TC-Provisional	60167	1079	1.79	445	312	266	327	227	229	155	281	1
Cherry Hill Twp	Total	60167	26839	44.61	10935	9166	5804	7957	6566	6441	5145	8165	90
Total - TC-Early Voting		60167	400	0.66	137	119	100	129	91	106	83	106	2
Total - TC-Emergency		60167	0	0.00									
Total - TC-Machine		60167	11420	18.98	3808	3535	2379	3191	3405	3185	1682	2724	42
Total - TC-Mail-In Ballot		60167	13940	23.17	6545	5200	3059	4310	2843	2921	3225	5054	45
Total - TC-Provisional		60167	1079	1.79	445	312	266	327	227	229	155	281	1
Contest Total		60167	26839	44.61	10935	9166	5804	7957	6566	6441	5145	8165	90

\*\*\* Indicates vote data was suppressed due to voter privacy settings.

**Local BOE- Chesilhurst Boro**

		Registered	Ballots Cast	Turnout (%)	Pearl SAYLOR	Jordan J. LYLES	Write-In							
Chesilhurst Dist 1	Total	1273	445	34.96	266	257	7							
Chesilhurst Provisional	Total	0	8	0.00	***	***	***	***	***	***	***	***	***	***
Chesilhurst Emergency Ballots	Total	0	0	0.00										
Chesilhurst Borough	TC-Early Voting	1273	6	0.47	***	***	***	***	***	***	***	***	***	***
Chesilhurst Borough	TC-Emergency	1273	0	0.00										
Chesilhurst Borough	TC-Machine	1273	242	19.01	114	113	2							
Chesilhurst Borough	TC-Mail-In Ballot	1273	197	15.48	148	140	5							
Chesilhurst Borough	TC-Provisional	1273	8	0.63	***	***	***	***	***	***	***	***	***	***
Chesilhurst Borough	Total	1273	453	35.59	272	258	7							
Total - TC-Early Voting		1273	6	0.47	***	***	***	***	***	***	***	***	***	***
Total - TC-Emergency		1273	0	0.00										
Total - TC-Machine		1273	242	19.01	114	113	2							
Total - TC-Mail-In Ballot		1273	197	15.48	148	140	5							
Total - TC-Provisional		1273	8	0.63	***	***	***	***	***	***	***	***	***	***
Contest Total		1273	453	35.59	272	258	7							

\*\*\* Indicates vote data was suppressed due to voter privacy settings.

**Local BOE Clementon Boro UNEX**

		Registered	Ballots Cast	Turnout (%)	Write-In								
Clementon Dist 1	Total	1245	386	31.00	6								
Clementon Dist 2	Total	1085	345	31.80	11								
Clementon Dist 3	Total	1422	446	31.36	19								
Clementon Provisional	Total	0	32	0.00									
Clementon Emergency Ballots	Total	0	0	0.00									
Clementon Borough	TC-Early Voting	3752	15	0.40									
Clementon Borough	TC-Emergency	3752	0	0.00									
Clementon Borough	TC-Machine	3752	624	16.63	22								
Clementon Borough	TC-Mail-In Ballot	3752	538	14.34	14								
Clementon Borough	TC-Provisional	3752	32	0.85									
Clementon Borough	Total	3752	1209	32.22	36								
Total - TC-Early Voting		3752	15	0.40									
Total - TC-Emergency		3752	0	0.00									
Total - TC-Machine		3752	624	16.63	22								
Total - TC-Mail-In Ballot		3752	538	14.34	14								
Total - TC-Provisional		3752	32	0.85									
Contest Total		3752	1209	32.22	36								

\*\*\* Indicates vote data was suppressed due to voter privacy settings.

**Local BOE- Clementon Boro**

		Registered	Ballots Cast	Turnout (%)	Jordan BUSCH	Danielle AUBRY	Write-In						
Clementon Dist 1	Total	1245	386	31.00	208	202	12						
Clementon Dist 2	Total	1085	345	31.80	186	189	9						
Clementon Dist 3	Total	1422	446	31.36	259	257	22						
Clementon Provisional	Total	0	32	0.00	18	17							
Clementon Emergency Ballots	Total	0	0	0.00									
Clementon Borough	TC-Early Voting	3752	15	0.40	8	6							
Clementon Borough	TC-Emergency	3752	0	0.00									
Clementon Borough	TC-Machine	3752	624	16.63	336	336	24						
Clementon Borough	TC-Mail-In Ballot	3752	538	14.34	309	306	19						
Clementon Borough	TC-Provisional	3752	32	0.85	18	17							
Clementon Borough	Total	3752	1209	32.22	671	665	43						
Total - TC-Early Voting		3752	15	0.40	8	6							
Total - TC-Emergency		3752	0	0.00									
Total - TC-Machine		3752	624	16.63	336	336	24						
Total - TC-Mail-In Ballot		3752	538	14.34	309	306	19						
Total - TC-Provisional		3752	32	0.85	18	17							
Contest Total		3752	1209	32.22	671	665	43						

\*\*\* Indicates vote data was suppressed due to voter privacy settings.

**Local BOE- Collingswood Boro**

		Registered	Ballots Cast	Turnout (%)	Kelly MAIA	Kevin CAREY	Meghan MIKULSKI	Kate SELTZER	Write-In					
Collingswood Dist 1	Total	773	432	55.89	271	213	288	237	15					
Collingswood Dist 2	Total	1083	608	56.14	368	275	362	339	11					
Collingswood Dist 3	Total	681	299	43.91	184	141	172	138	10					
Collingswood Dist 4	Total	1004	518	51.59	324	255	325	260	9					
Collingswood Dist 5	Total	1047	194	18.53	101	91	88	60	4					
Collingswood Dist 6	Total	767	413	53.85	244	211	278	210	8					
Collingswood Dist 7	Total	1032	563	54.55	324	268	356	297	12					
Collingswood Dist 8	Total	877	481	54.85	297	235	319	258	2					
Collingswood Dist 9	Total	1391	616	44.28	386	342	406	300	7					
Collingswood Dist 10	Total	876	416	47.49	252	230	267	209	4					
Collingswood Dist 11	Total	988	478	48.38	301	260	311	191	10					
Collingswood Dist 12	Total	639	353	55.24	195	170	220	186	9					
Collingswood Provisional	Total	0	143	0.00	80	61	75	86	4					
Collingswood Emergency Ballots	Total	0	0	0.00										
Collingswood Borough	TC-Early Voting	11158	220	1.97	135	91	140	126						
Collingswood Borough	TC-Emergency	11158	0	0.00										
Collingswood Borough	TC-Machine	11158	2728	24.45	1597	1371	1646	1379	67					
Collingswood Borough	TC-Mail-In Ballot	11158	2423	21.72	1515	1229	1606	1180	34					
Collingswood Borough	TC-Provisional	11158	143	1.28	80	61	75	86	4					
Collingswood Borough	Total	11158	5514	49.42	3327	2752	3467	2771	105					
Total - TC-Early Voting		11158	220	1.97	135	91	140	126						
Total - TC-Emergency		11158	0	0.00										
Total - TC-Machine		11158	2728	24.45	1597	1371	1646	1379	67					
Total - TC-Mail-In Ballot		11158	2423	21.72	1515	1229	1606	1180	34					
Total - TC-Provisional		11158	143	1.28	80	61	75	86	4					
Contest Total		11158	5514	49.42	3327	2752	3467	2771	105					

\*\*\* Indicates vote data was suppressed due to voter privacy settings.



**Eastern Cam Co Reg BOE-Gibbsboro**

		Registered	Ballots Cast	Turnout (%)	Dennis F. DEICHERT	Write-In								
Gibbsboro Dist 1	Total	984	428	43.50	326	3								
Gibbsboro Dist 2	Total	861	353	41.00	267	1								
Gibbsboro Provisional	Total	0	22	0.00	15									
Gibbsboro Emergency Ballots	Total	0	0	0.00										
Gibbsboro Borough	TC-Early Voting	1845	5	0.27	***	***	***	***	***	***	***	***	***	***
Gibbsboro Borough	TC-Emergency	1845	0	0.00										
Gibbsboro Borough	TC-Machine	1845	410	22.22	303	2								
Gibbsboro Borough	TC-Mail-In Ballot	1845	366	19.84	288	2								
Gibbsboro Borough	TC-Provisional	1845	22	1.19	15									
Gibbsboro Borough	Total	1845	803	43.52	608	4								
Total - TC-Early Voting		1845	5	0.27	***	***	***	***	***	***	***	***	***	***
Total - TC-Emergency		1845	0	0.00										
Total - TC-Machine		1845	410	22.22	303	2								
Total - TC-Mail-In Ballot		1845	366	19.84	288	2								
Total - TC-Provisional		1845	22	1.19	15									
Contest Total		1845	803	43.52	608	4								

\*\*\* Indicates vote data was suppressed due to voter privacy settings.

**Local BOE- Gibbsboro Boro**

		Registered	Ballots Cast	Turnout (%)	Kristi WHITE	Joyce A. MILLER	Michael MacFERREN	Write-In						
Gibbsboro Dist 1	Total	984	428	43.50	298	312	324	5						
Gibbsboro Dist 2	Total	861	353	41.00	247	245	262	5						
Gibbsboro Provisional	Total	0	22	0.00	14	14	15							
Gibbsboro Emergency Ballots	Total	0	0	0.00										
Gibbsboro Borough	TC-Early Voting	1845	5	0.27	***	***	***	***	***	***	***	***	***	***
Gibbsboro Borough	TC-Emergency	1845	0	0.00										
Gibbsboro Borough	TC-Machine	1845	410	22.22	265	280	298	5						
Gibbsboro Borough	TC-Mail-In Ballot	1845	366	19.84	277	274	285	5						
Gibbsboro Borough	TC-Provisional	1845	22	1.19	14	14	15							
Gibbsboro Borough	Total	1845	803	43.52	559	571	601	10						
Total - TC-Early Voting		1845	5	0.27	***	***	***	***	***	***	***	***	***	***
Total - TC-Emergency		1845	0	0.00										
Total - TC-Machine		1845	410	22.22	265	280	298	5						
Total - TC-Mail-In Ballot		1845	366	19.84	277	274	285	5						
Total - TC-Provisional		1845	22	1.19	14	14	15							
Contest Total		1845	803	43.52	559	571	601	10						

\*\*\* Indicates vote data was suppressed due to voter privacy settings.

**Local BOE-Gloucester City**

		Registered	Ballots Cast	Turnout (%)	Keith O'DONNELL	Leon HARRIS	Write-In							
Gloucester City W1 D1	Total	1061	222	20.92	133	132	15							
Gloucester City W1 D2	Total	791	283	35.78	199	200	34							
Gloucester City W1 D3	Total	712	253	35.53	162	182	29							
Gloucester City Ward 1 Provisional	Total	0	23	0.00	18	15	3							
Gloucester City W1 Emergency Ballots	Total	0	0	0.00										
Gloucester City W2 D1	Total	807	200	24.78	138	143	16							
Gloucester City W2 D2	Total	917	364	39.69	256	268	40							
Gloucester City W2 D3	Total	1096	447	40.78	291	298	52							
Gloucester City Ward 2 Provisional	Total	0	22	0.00	15	15	3							
Gloucester City W2 Emergency Ballots	Total	0	0	0.00										
Gloucester City W3 D1	Total	1204	309	25.66	207	213	22							
Gloucester City W3 D2	Total	1160	399	34.40	254	259	26							
Gloucester City Ward 3 Provisional	Total	0	13	0.00	***	***	***	***	***	***	***	***	***	***
Gloucester City W3 Emergency Ballots	Total	0	0	0.00										
Gloucester City	TC-Early Voting	7748	25	0.32	18	21	1							
Gloucester City	TC-Emergency	7748	0	0.00										
Gloucester City	TC-Machine	7748	1510	19.49	922	946	193							
Gloucester City	TC-Mail-In Ballot	7748	942	12.16	700	728	40							
Gloucester City	TC-Provisional	7748	58	0.75	41	38	6							
Gloucester City	Total	7748	2535	32.72	1681	1733	240							
Total - TC-Early Voting		7748	25	0.32	18	21	1							
Total - TC-Emergency		7748	0	0.00										
Total - TC-Machine		7748	1510	19.49	922	946	193							
Total - TC-Mail-In Ballot		7748	942	12.16	700	728	40							
Total - TC-Provisional		7748	58	0.75	41	38	6							
Contest Total		7748	2535	32.72	1681	1733	240							

\*\*\* Indicates vote data was suppressed due to voter privacy settings.

**Black Horse Pike Regional Member BOE Glouc Twp**

		Registered	Ballots Cast	Turnout (%)	Robert DIMAULO	Write-In							
Gloucester Twp Dist 1	Total	798	292	36.59	171	5							
Gloucester Twp Dist 2	Total	867	323	37.25	208	2							
Gloucester Twp Dist 3	Total	875	342	39.09	179	3							
Gloucester Twp Dist 4	Total	1223	449	36.71	258	3							
Gloucester Twp Dist 5	Total	1507	494	32.78	323	4							
Gloucester Twp Dist 6	Total	1652	521	31.54	337	3							
Gloucester Twp Dist 7	Total	1251	458	36.61	265	5							
Gloucester Twp Dist 8	Total	1262	465	36.85	285	4							
Gloucester Twp Dist 9	Total	1424	581	40.80	383	3							
Gloucester Twp Dist 10	Total	1068	354	33.15	208	8							
Gloucester Twp Dist 11	Total	1123	478	42.56	295								
Gloucester Twp Dist 12	Total	1240	581	46.85	372	4							
Gloucester Twp Dist 13	Total	1780	416	23.37	274	3							
Gloucester Twp Dist 14	Total	1402	406	28.96	266	2							
Gloucester Twp Dist 15	Total	1524	606	39.76	389	11							
Gloucester Twp Dist 16	Total	1210	537	44.38	321	3							
Gloucester Twp Dist 17	Total	2370	564	23.80	356	3							
Gloucester Twp Dist 18	Total	1691	480	28.39	314	4							
Gloucester Twp Dist 19	Total	1552	554	35.70	368	4							
Gloucester Twp Dist 20	Total	1412	558	39.52	340	8							
Gloucester Twp Dist 21	Total	812	294	36.21	159	2							
Gloucester Twp Dist 22	Total	1010	395	39.11	265	6							
Gloucester Twp Dist 23	Total	1430	447	31.26	289	4							
Gloucester Twp Dist 24	Total	1346	598	44.43	386	2							
Gloucester Twp Dist 25	Total	1253	510	40.70	325	4							
Gloucester Twp Dist 26	Total	1002	408	40.72	258	3							
Gloucester Twp Dist 27	Total	1079	440	40.78	269	5							
Gloucester Twp Dist 28	Total	1273	292	22.94	192	4							
Gloucester Twp Dist 29	Total	1444	582	40.30	365	8							
Gloucester Twp Dist 30	Total	1610	551	34.22	349	2							
Gloucester Twp Dist 31	Total	1144	412	36.01	234	5							
Gloucester Twp Dist 32	Total	1355	588	43.39	360	5							
Gloucester Twp Dist 33	Total	1447	488	33.72	318	6							
Gloucester Twp Dist 34	Total	1067	477	44.70	308	5							
Gloucester Twp Dist 35	Total	1789	664	37.12	431	6							
Gloucester Twp Dist 36	Total	973	394	40.49	226	1							
Gloucester Twp Dist 37	Total	667	146	21.89	84	1							
Gloucester Twp Dist 38	Total	832	291	34.98	203	2							
Gloucester Twp Dist 39	Total	678	308	45.43	195	2							
Gloucester Twp Dist 40	Total	1246	414	33.23	250	7							
Gloucester Twp Provisional	Total	0	499	0.00	297	11							
Gloucester Twp Emergency Ballots	Total	0	0	0.00									
Gloucester Twp	TC-Early Voting	50688	322	0.64	175	2							
Gloucester Twp	TC-Emergency	50688	0	0.00									
Gloucester Twp	TC-Machine	50688	9417	18.58	5412	87							
Gloucester Twp	TC-Mail-In Ballot	50688	8419	16.61	5791	73							
Gloucester Twp	TC-Provisional	50688	499	0.98	297	11							
Gloucester Twp	Total	50688	18657	36.81	11675	173							

**Black Horse Pike Regional Member BOE Glouc Twp**

	Registered	Ballots Cast	Turnout (%)	Robert DIMAULO	Write-In								
Total - TC-Early Voting	50688	322	0.64	175	2								
Total - TC-Emergency	50688	0	0.00										
Total - TC-Machine	50688	9417	18.58	5412	87								
Total - TC-Mail-In Ballot	50688	8419	16.61	5791	73								
Total - TC-Provisional	50688	499	0.98	297	11								
Contest Total	50688	18657	36.81	11675	173								

\*\*\* Indicates vote data was suppressed due to voter privacy settings.

**Local BOE- Gloucester Township**

		Registered	Ballots Cast	Turnout (%)	Keith GIBBONS	John AUSTIN	Nancy B. FRITZ	Phillip DESIEN	Jennifer O'DONNELL	Dena HENDRY	James W. WINTRODE, JR.	Gabrielle MEJUS	Melissa TREGGER	Jared THOMAS
Gloucester Twp Dist 1	Total	798	292	36.59	58	68	96	32	86	33	16	63	38	25
Gloucester Twp Dist 2	Total	867	323	37.25	98	56	81	30	108	65	8	68	46	30
Gloucester Twp Dist 3	Total	875	342	39.09	110	61	97	31	123	92	18	58	38	25
Gloucester Twp Dist 4	Total	1223	449	36.71	153	70	119	32	173	96	17	92	51	19
Gloucester Twp Dist 5	Total	1507	494	32.78	140	102	150	45	181	69	28	110	67	49
Gloucester Twp Dist 6	Total	1652	521	31.54	167	90	161	45	192	110	34	115	66	50
Gloucester Twp Dist 7	Total	1251	458	36.61	202	67	114	31	166	126	19	89	46	46
Gloucester Twp Dist 8	Total	1262	465	36.85	136	93	137	50	143	76	9	100	40	45
Gloucester Twp Dist 9	Total	1424	581	40.80	178	104	168	40	191	121	32	128	70	56
Gloucester Twp Dist 10	Total	1068	354	33.15	95	62	99	33	111	73	18	86	38	31
Gloucester Twp Dist 11	Total	1123	478	42.56	151	71	122	46	211	134	14	93	61	44
Gloucester Twp Dist 12	Total	1240	581	46.85	194	104	171	65	239	156	22	122	66	47
Gloucester Twp Dist 13	Total	1780	416	23.37	140	67	111	29	161	96	37	102	49	31
Gloucester Twp Dist 14	Total	1402	406	28.96	130	88	124	51	148	101	23	80	41	37
Gloucester Twp Dist 15	Total	1524	606	39.76	209	117	184	66	232	149	29	123	69	52
Gloucester Twp Dist 16	Total	1210	537	44.38	202	51	125	33	255	179	21	85	60	44
Gloucester Twp Dist 17	Total	2370	564	23.80	188	133	176	108	172	94	26	107	63	47
Gloucester Twp Dist 18	Total	1691	480	28.39	124	77	128	58	171	87	16	125	67	37
Gloucester Twp Dist 19	Total	1552	554	35.70	167	105	154	44	221	111	23	134	69	60
Gloucester Twp Dist 20	Total	1412	558	39.52	163	77	123	55	199	119	17	127	64	57
Gloucester Twp Dist 21	Total	812	294	36.21	76	48	74	23	103	60	12	66	39	16
Gloucester Twp Dist 22	Total	1010	395	39.11	114	87	125	38	136	63	26	107	40	37
Gloucester Twp Dist 23	Total	1430	447	31.26	154	89	144	57	160	108	18	92	49	39
Gloucester Twp Dist 24	Total	1346	598	44.43	192	105	173	43	210	131	17	139	78	54
Gloucester Twp Dist 25	Total	1253	510	40.70	185	93	144	46	227	141	18	98	57	28
Gloucester Twp Dist 26	Total	1002	408	40.72	152	68	100	34	182	108	18	67	55	21
Gloucester Twp Dist 27	Total	1079	440	40.78	167	79	114	46	186	131	11	80	49	25
Gloucester Twp Dist 28	Total	1273	292	22.94	92	53	78	31	109	79	12	65	15	32
Gloucester Twp Dist 29	Total	1444	582	40.30	148	114	143	59	190	102	18	125	66	57
Gloucester Twp Dist 30	Total	1610	551	34.22	205	88	147	46	223	113	27	124	62	57
Gloucester Twp Dist 31	Total	1144	412	36.01	148	65	94	21	191	129	12	80	41	36
Gloucester Twp Dist 32	Total	1355	588	43.39	191	120	158	54	211	105	26	122	90	50
Gloucester Twp Dist 33	Total	1447	488	33.72	153	95	132	51	159	107	25	102	52	47
Gloucester Twp Dist 34	Total	1067	477	44.70	122	95	133	45	155	57	20	111	59	40
Gloucester Twp Dist 35	Total	1789	664	37.12	192	123	180	62	190	130	28	142	71	73
Gloucester Twp Dist 36	Total	973	394	40.49	157	51	70	29	196	138	11	70	37	33
Gloucester Twp Dist 37	Total	667	146	21.89	32	28	40	11	36	19	5	45	13	11
Gloucester Twp Dist 38	Total	832	291	34.98	91	70	99	92	93	48	12	59	38	29
Gloucester Twp Dist 39	Total	678	308	45.43	113	45	61	16	120	74	15	93	22	37
Gloucester Twp Dist 40	Total	1246	414	33.23	111	80	118	43	123	75	19	84	43	34
Gloucester Twp Provisional	Total	0	501	0.00	174	77	117	49	195	130	19	118	58	53
Gloucester Twp Emergency Ballots	Total	0	0	0.00										
Gloucester Twp	TC-Early Voting	50688	322	0.64	98	45	64	24	105	73	15	71	29	31
Gloucester Twp	TC-Emergency	50688	0	0.00										
Gloucester Twp	TC-Machine	50688	9417	18.58	3684	1558	2289	847	3603	2347	397	1672	853	714

**Local BOE- Gloucester Township**

		Registered	Ballots Cast	Turnout (%)	Keith GIBBONS	John AUSTIN	Nancy B. FRITZ	Phillip DESIEN	Jennifer O'DONNELL	Dena HENDRY	James W. WINTRODE, JR.	Gabrielle MEIJS	Melissa TREGGER	Jarod THOMAS
Gloucester Twp	TC-Mail-In Ballot	50688	8419	16.61	2018	1656	2614	900	2975	1585	365	2135	1203	843
Gloucester Twp	TC-Provisional	50688	501	0.99	174	77	117	49	195	130	19	118	58	53
Gloucester Twp	Total	50688	18659	36.81	5974	3336	5084	1820	6878	4135	796	3996	2143	1641
Total - TC-Early Voting		50688	322	0.64	98	45	64	24	105	73	15	71	29	31
Total - TC-Emergency		50688	0	0.00										
Total - TC-Machine		50688	9417	18.58	3684	1558	2289	847	3603	2347	397	1672	853	714
Total - TC-Mail-In Ballot		50688	8419	16.61	2018	1656	2614	900	2975	1585	365	2135	1203	843
Total - TC-Provisional		50688	501	0.99	174	77	117	49	195	130	19	118	58	53
Contest Total		50688	18659	36.81	5974	3336	5084	1820	6878	4135	796	3996	2143	1641

\*\*\* Indicates vote data was suppressed due to voter privacy settings.

**Local BOE- Gloucester Township**

		Registered	Ballots Cast	Turnout (%)	Matthew Elliott WILSON	Write-In								
Gloucester Twp Dist 1	Total	798	292	36.59	49	4								
Gloucester Twp Dist 2	Total	867	323	37.25	74	3								
Gloucester Twp Dist 3	Total	875	342	39.09	63									
Gloucester Twp Dist 4	Total	1223	449	36.71	76	1								
Gloucester Twp Dist 5	Total	1507	494	32.78	113									
Gloucester Twp Dist 6	Total	1652	521	31.54	118	5								
Gloucester Twp Dist 7	Total	1251	458	36.61	114	4								
Gloucester Twp Dist 8	Total	1262	465	36.85	93									
Gloucester Twp Dist 9	Total	1424	581	40.80	142	5								
Gloucester Twp Dist 10	Total	1068	354	33.15	76	9								
Gloucester Twp Dist 11	Total	1123	478	42.56	102	1								
Gloucester Twp Dist 12	Total	1240	581	46.85	123	1								
Gloucester Twp Dist 13	Total	1780	416	23.37	89	7								
Gloucester Twp Dist 14	Total	1402	406	28.96	77									
Gloucester Twp Dist 15	Total	1524	606	39.76	116	3								
Gloucester Twp Dist 16	Total	1210	537	44.38	117	1								
Gloucester Twp Dist 17	Total	2370	564	23.80	104									
Gloucester Twp Dist 18	Total	1691	480	28.39	110	3								
Gloucester Twp Dist 19	Total	1552	554	35.70	146									
Gloucester Twp Dist 20	Total	1412	558	39.52	156									
Gloucester Twp Dist 21	Total	812	294	36.21	48	1								
Gloucester Twp Dist 22	Total	1010	395	39.11	96	3								
Gloucester Twp Dist 23	Total	1430	447	31.26	72	2								
Gloucester Twp Dist 24	Total	1346	598	44.43	115	1								
Gloucester Twp Dist 25	Total	1253	510	40.70	88	1								
Gloucester Twp Dist 26	Total	1002	408	40.72	90	1								
Gloucester Twp Dist 27	Total	1079	440	40.78	70	3								
Gloucester Twp Dist 28	Total	1273	292	22.94	61	3								
Gloucester Twp Dist 29	Total	1444	582	40.30	158	4								
Gloucester Twp Dist 30	Total	1610	551	34.22	149	1								
Gloucester Twp Dist 31	Total	1144	412	36.01	74	1								
Gloucester Twp Dist 32	Total	1355	588	43.39	110	2								
Gloucester Twp Dist 33	Total	1447	488	33.72	112									
Gloucester Twp Dist 34	Total	1067	477	44.70	114	2								
Gloucester Twp Dist 35	Total	1789	664	37.12	145	1								
Gloucester Twp Dist 36	Total	973	394	40.49	88									
Gloucester Twp Dist 37	Total	667	146	21.89	37									
Gloucester Twp Dist 38	Total	832	291	34.98	63	3								
Gloucester Twp Dist 39	Total	678	308	45.43	74	1								
Gloucester Twp Dist 40	Total	1246	414	33.23	87	7								
Gloucester Twp Provisional	Total	0	501	0.00	101	4								
Gloucester Twp Emergency Ballots	Total	0	0	0.00										
Gloucester Twp	TC-Early Voting	50688	322	0.64	80									
Gloucester Twp	TC-Emergency	50688	0	0.00										
Gloucester Twp	TC-Machine	50688	9417	18.58	1539	46								
Gloucester Twp	TC-Mail-In Ballot	50688	8419	16.61	2290	38								



**Local BOE- Gloucester Township**

		Registered	Ballots Cast	Turnout (%)	Matthew Elliott WILSON	Write-In							
Gloucester Twp	TC-Provisional	50688	501	0.99	101	4							
Gloucester Twp	Total	50688	18659	36.81	4010	88							
Total - TC-Early Voting		50688	322	0.64	80								
Total - TC-Emergency		50688	0	0.00									
Total - TC-Machine		50688	9417	18.58	1539	46							
Total - TC-Mail-In Ballot		50688	8419	16.61	2290	38							
Total - TC-Provisional		50688	501	0.99	101	4							
Contest Total		50688	18659	36.81	4010	88							

\*\*\* Indicates vote data was suppressed due to voter privacy settings.

**Local BOE-Haddonfield Boro UNEX**

		Registered	Ballots Cast	Turnout (%)	Mark CARTELLA	Michael NUCKOLS	Write-In						
Haddonfield Dist 1	Total	1248	629	50.40	215	372							
Haddonfield Dist 2	Total	1449	698	48.17	238	368	4						
Haddonfield Dist 3	Total	1039	550	52.94	181	326	1						
Haddonfield Dist 4	Total	828	405	48.91	181	168							
Haddonfield Dist 5	Total	735	368	50.07	127	215							
Haddonfield Dist 6	Total	1015	593	58.42	193	351	2						
Haddonfield Dist 7	Total	979	552	56.38	182	321	3						
Haddonfield Dist 8	Total	1105	611	55.29	213	343	1						
Haddonfield Dist 9	Total	1240	708	57.10	246	394							
Haddonfield Dist 10	Total	883	477	54.02	157	277							
Haddonfield Provisional	Total	0	183	0.00	69	102							
Haddonfield Emergency Ballots	Total	0	0	0.00									
Haddonfield Borough	TC-Early Voting	10521	179	1.70	84	87							
Haddonfield Borough	TC-Emergency	10521	0	0.00									
Haddonfield Borough	TC-Machine	10521	2287	21.74	1045	1105	4						
Haddonfield Borough	TC-Mail-In Ballot	10521	3125	29.70	804	1943	7						
Haddonfield Borough	TC-Provisional	10521	183	1.74	69	102							
Haddonfield Borough	Total	10521	5774	54.88	2002	3237	11						
Total - TC-Early Voting		10521	179	1.70	84	87							
Total - TC-Emergency		10521	0	0.00									
Total - TC-Machine		10521	2287	21.74	1045	1105	4						
Total - TC-Mail-In Ballot		10521	3125	29.70	804	1943	7						
Total - TC-Provisional		10521	183	1.74	69	102							
Contest Total		10521	5774	54.88	2002	3237	11						

\*\*\* Indicates vote data was suppressed due to voter privacy settings.

**Local BOE- Haddonfield Boro**

		Registered	Ballots Cast	Turnout (%)	Linda HOCHGERTEL	Jaine GROCKETT	Gregory EEMPLARE	Write-In						
Haddonfield Dist 1	Total	1248	629	50.40	442	448	432	27						
Haddonfield Dist 2	Total	1449	698	48.17	450	446	430	51						
Haddonfield Dist 3	Total	1039	550	52.94	389	386	379	24						
Haddonfield Dist 4	Total	828	405	48.91	240	253	240	32						
Haddonfield Dist 5	Total	735	368	50.07	243	236	243	11						
Haddonfield Dist 6	Total	1015	593	58.42	415	418	398	33						
Haddonfield Dist 7	Total	979	552	56.38	369	365	354	31						
Haddonfield Dist 8	Total	1105	611	55.29	401	403	382	30						
Haddonfield Dist 9	Total	1240	708	57.10	472	478	463	19						
Haddonfield Dist 10	Total	883	477	54.02	322	326	310	13						
Haddonfield Provisional	Total	0	183	0.00	119	120	119	11						
Haddonfield Emergency Ballots	Total	0	0	0.00										
Haddonfield Borough	TC-Early Voting	10521	179	1.70	110	113	118	30						
Haddonfield Borough	TC-Emergency	10521	0	0.00										
Haddonfield Borough	TC-Machine	10521	2287	21.74	1439	1431	1430	163						
Haddonfield Borough	TC-Mail-In Ballot	10521	3125	29.70	2194	2215	2083	78						
Haddonfield Borough	TC-Provisional	10521	183	1.74	119	120	119	11						
Haddonfield Borough	Total	10521	5774	54.88	3862	3879	3750	282						
Total - TC-Early Voting		10521	179	1.70	110	113	118	30						
Total - TC-Emergency		10521	0	0.00										
Total - TC-Machine		10521	2287	21.74	1439	1431	1430	163						
Total - TC-Mail-In Ballot		10521	3125	29.70	2194	2215	2083	78						
Total - TC-Provisional		10521	183	1.74	119	120	119	11						
Contest Total		10521	5774	54.88	3862	3879	3750	282						

\*\*\* Indicates vote data was suppressed due to voter privacy settings.

**Local BOE- Haddon Heights Boro**

		Registered	Ballots Cast	Turnout (%)	Monica SCHRANK	Lisa LONG	Raymond CLARK	Stacey AUGUSTINE	Write-In				
Haddon Heights Dist 1	Total	837	416	49.70	213	258	162	258	8				
Haddon Heights Dist 2	Total	716	356	49.72	181	209	137	201	3				
Haddon Heights Dist 3	Total	1116	601	53.85	292	366	238	334	12				
Haddon Heights Dist 4	Total	672	365	54.32	186	219	135	198	4				
Haddon Heights Dist 5	Total	1005	564	56.12	317	352	184	328	5				
Haddon Heights Dist 6	Total	1051	528	50.24	278	337	181	309	7				
Haddon Heights Dist 7	Total	1056	526	49.81	249	312	207	267	9				
Haddon Heights Provisional	Total	0	96	0.00	56	60	41	51	1				
Haddon Heights Emergency Ballots	Total	0	0	0.00									
Haddon Heights Borough	TC-Early Voting	6453	53	0.82	28	36	28	27	1				
Haddon Heights Borough	TC-Emergency	6453	0	0.00									
Haddon Heights Borough	TC-Machine	6453	1647	25.52	760	973	659	829	19				
Haddon Heights Borough	TC-Mail-In Ballot	6453	1656	25.66	928	1044	557	1039	28				
Haddon Heights Borough	TC-Provisional	6453	96	1.49	56	60	41	51	1				
Haddon Heights Borough	Total	6453	3452	53.49	1772	2113	1285	1946	49				
Total - TC-Early Voting		6453	53	0.82	28	36	28	27	1				
Total - TC-Emergency		6453	0	0.00									
Total - TC-Machine		6453	1647	25.52	760	973	659	829	19				
Total - TC-Mail-In Ballot		6453	1656	25.66	928	1044	557	1039	28				
Total - TC-Provisional		6453	96	1.49	56	60	41	51	1				
Contest Total		6453	3452	53.49	1772	2113	1285	1946	49				

\*\*\* Indicates vote data was suppressed due to voter privacy settings.

**Local BOE- Haddon Township**

		Registered	Ballots Cast	Turnout (%)	Andrew J. O'MALLEY	Renee BILLINGSLEY	Kristyn SOUDER	Marie E. DEZIL	Christopher COOK	Write-In				
Haddon Twp Dist 1	Total	1076	507	47.12	259	226	263	214	208	4				
Haddon Twp Dist 2	Total	712	352	49.44	158	187	203	158	133	1				
Haddon Twp Dist 3	Total	1223	682	55.76	312	342	320	329	284	6				
Haddon Twp Dist 4	Total	766	313	40.86	115	184	139	153	124	3				
Haddon Twp Dist 5	Total	579	235	40.59	115	106	131	101	92					
Haddon Twp Dist 6	Total	779	304	39.02	120	151	136	142	124					
Haddon Twp Dist 7	Total	754	423	56.10	177	228	225	183	190	4				
Haddon Twp Dist 8	Total	979	386	39.43	173	204	160	200	161					
Haddon Twp Dist 9	Total	628	352	56.05	148	199	120	206	166	6				
Haddon Twp Dist 10	Total	771	403	52.27	161	212	169	192	171	5				
Haddon Twp Dist 11	Total	957	498	52.04	238	275	220	252	220	6				
Haddon Twp Dist 12	Total	1477	778	52.67	313	449	278	412	350	4				
Haddon Twp Dist 13	Total	727	347	47.73	145	192	144	158	142	6				
Haddon Twp Dist 14	Total	757	378	49.93	188	189	163	171	141	6				
Haddon Twp Dist 15	Total	757	377	49.80	150	170	155	132	114	3				
Haddon Twp Provisional	Total	0	190	0.00	77	94	83	98	73	4				
Haddon Twp Emergency Ballots	Total	0	0	0.00										
Haddon Twp	TC-Early Voting	12942	140	1.08	47	65	59	72	55	3				
Haddon Twp	TC-Emergency	12942	0	0.00										
Haddon Twp	TC-Machine	12942	3238	25.02	1527	1646	1400	1454	1272	26				
Haddon Twp	TC-Mail-In Ballot	12942	2957	22.85	1198	1603	1367	1477	1293	25				
Haddon Twp	TC-Provisional	12942	190	1.47	77	94	83	98	73	4				
Haddon Twp	Total	12942	6525	50.42	2849	3408	2909	3101	2693	58				
Total - TC-Early Voting		12942	140	1.08	47	65	59	72	55	3				
Total - TC-Emergency		12942	0	0.00										
Total - TC-Machine		12942	3238	25.02	1527	1646	1400	1454	1272	26				
Total - TC-Mail-In Ballot		12942	2957	22.85	1198	1603	1367	1477	1293	25				
Total - TC-Provisional		12942	190	1.47	77	94	83	98	73	4				
Contest Total		12942	6525	50.42	2849	3408	2909	3101	2693	58				

\*\*\* Indicates vote data was suppressed due to voter privacy settings.

**Local BOE- Laurel Springs Boro**

		Registered	Ballots Cast	Turnout (%)	Matthew MINDER	Kimberley BRISBIN	Write-In							
Laurel Springs Dist 1	Total	891	285	31.99	178	193	34							
Laurel Springs Dist 2	Total	758	389	51.32	272	289	92							
Laurel Springs Provisional	Total	0	21	0.00	12	13	3							
Laurel Springs Emergency Ballots	Total	0	0	0.00										
Laurel Springs Borough	TC-Early Voting	1649	8	0.49	***	***	***	***	***	***	***	***	***	***
Laurel Springs Borough	TC-Emergency	1649	0	0.00										
Laurel Springs Borough	TC-Machine	1649	405	24.56	250	279	107							
Laurel Springs Borough	TC-Mail-In Ballot	1649	261	15.83	195	199	19							
Laurel Springs Borough	TC-Provisional	1649	21	1.27	12	13	3							
Laurel Springs Borough	Total	1649	695	42.15	462	495	129							
Total - TC-Early Voting		1649	8	0.49	***	***	***	***	***	***	***	***	***	***
Total - TC-Emergency		1649	0	0.00										
Total - TC-Machine		1649	405	24.56	250	279	107							
Total - TC-Mail-In Ballot		1649	261	15.83	195	199	19							
Total - TC-Provisional		1649	21	1.27	12	13	3							
Contest Total		1649	695	42.15	462	495	129							

\*\*\* Indicates vote data was suppressed due to voter privacy settings.

**Local BOE-Lawnside UNEX**

		Registered	Ballots Cast	Turnout (%)	Write-In									
Lawnside Dist 1	Total	1249	506	40.51	7									
Lawnside Dist 2	Total	1292	482	37.31	18									
Lawnside Provisional	Total	0	32	0.00	2									
Lawnside Emergency Ballots	Total	0	0	0.00										
Lawnside Borough	TC-Early Voting	2541	12	0.47	***	***	***	***	***	***	***	***	***	***
Lawnside Borough	TC-Emergency	2541	0	0.00										
Lawnside Borough	TC-Machine	2541	502	19.76	15									
Lawnside Borough	TC-Mail-In Ballot	2541	474	18.65	10									
Lawnside Borough	TC-Provisional	2541	32	1.26	2									
Lawnside Borough	Total	2541	1020	40.14	27									
Total - TC-Early Voting		2541	12	0.47	***	***	***	***	***	***	***	***	***	***
Total - TC-Emergency		2541	0	0.00										
Total - TC-Machine		2541	502	19.76	15									
Total - TC-Mail-In Ballot		2541	474	18.65	10									
Total - TC-Provisional		2541	32	1.26	2									
Contest Total		2541	1020	40.14	27									

\*\*\* Indicates vote data was suppressed due to voter privacy settings.

**Local BOE- Lawnside Boro**

		Registered	Ballots Cast	Turnout (%)	Fairman HAYES	Write-In								
Lawnside Dist 1	Total	1249	506	40.51	254	10								
Lawnside Dist 2	Total	1292	482	37.31	253	18								
Lawnside Provisional	Total	0	32	0.00	15	1								
Lawnside Emergency Ballots	Total	0	0	0.00										
Lawnside Borough	TC-Early Voting	2541	12	0.47	***	***	***	***	***	***	***	***	***	***
Lawnside Borough	TC-Emergency	2541	0	0.00										
Lawnside Borough	TC-Machine	2541	502	19.76	220	15								
Lawnside Borough	TC-Mail-In Ballot	2541	474	18.65	278	13								
Lawnside Borough	TC-Provisional	2541	32	1.26	15	1								
Lawnside Borough	Total	2541	1020	40.14	522	29								
Total - TC-Early Voting		2541	12	0.47	***	***	***	***	***	***	***	***	***	***
Total - TC-Emergency		2541	0	0.00										
Total - TC-Machine		2541	502	19.76	220	15								
Total - TC-Mail-In Ballot		2541	474	18.65	278	13								
Total - TC-Provisional		2541	32	1.26	15	1								
Contest Total		2541	1020	40.14	522	29								

\*\*\* Indicates vote data was suppressed due to voter privacy settings.



**Local BOE- Lindenwold Boro**

		Registered	Ballots Cast	Turnout (%)	Cathy MONCRIEF	Kevin McGAHEY	Courtney RICHARDSON	Write-In					
Lindenwold Dist 1	Total	1413	428	30.29	275	265	269	6					
Lindenwold Dist 2	Total	1377	416	30.21	268	261	261	7					
Lindenwold Dist 3	Total	1010	353	34.95	226	221	226						
Lindenwold Dist 4	Total	1804	547	30.32	346	342	354	6					
Lindenwold Dist 5	Total	1173	225	19.18	139	131	134	2					
Lindenwold Dist 6	Total	1407	423	30.06	262	256	265						
Lindenwold Dist 7	Total	922	163	17.68	96	93	87	3					
Lindenwold Dist 8	Total	1558	385	24.71	247	239	244	5					
Lindenwold Dist 9	Total	875	277	31.66	175	175	178	2					
Lindenwold Provisional	Total	0	82	0.00	54	55	52	1					
Lindenwold Emergency Ballots	Total	0	0	0.00									
Lindenwold Borough	TC-Early Voting	11539	44	0.38	31	30	31						
Lindenwold Borough	TC-Emergency	11539	0	0.00									
Lindenwold Borough	TC-Machine	11539	1600	13.87	890	844	870	23					
Lindenwold Borough	TC-Mail-In Ballot	11539	1573	13.63	1113	1109	1117	8					
Lindenwold Borough	TC-Provisional	11539	82	0.71	54	55	52	1					
Lindenwold Borough	Total	11539	3299	28.59	2088	2038	2070	32					
Total - TC-Early Voting		11539	44	0.38	31	30	31						
Total - TC-Emergency		11539	0	0.00									
Total - TC-Machine		11539	1600	13.87	890	844	870	23					
Total - TC-Mail-In Ballot		11539	1573	13.63	1113	1109	1117	8					
Total - TC-Provisional		11539	82	0.71	54	55	52	1					
Contest Total		11539	3299	28.59	2088	2038	2070	32					

\*\*\* Indicates vote data was suppressed due to voter privacy settings.

**Local BOE-Magnolia Boro**

		Registered	Ballots Cast	Turnout (%)	Rebecca Lang STAFFIERI	Mark W. GODFREY	Alyssa VAZQUEZ-COLON	Write-In						
Magnolia Dist 1	Total	931	289	31.04	191	187	192	1						
Magnolia Dist 2	Total	745	266	35.70	163	162	156	6						
Magnolia Dist 3	Total	872	308	35.32	199	201	201	6						
Magnolia Dist 4	Total	914	361	39.50	214	201	205	2						
Magnolia Provisional	Total	0	46	0.00	27	26	28							
Magnolia Emergency Ballots	Total	0	0	0.00										
Magnolia Borough	TC-Early Voting	3462	14	0.40	***	***	***	***	***	***	***	***	***	***
Magnolia Borough	TC-Emergency	3462	0	0.00										
Magnolia Borough	TC-Machine	3462	762	22.01	442	426	429	9						
Magnolia Borough	TC-Mail-In Ballot	3462	448	12.94	317	318	316	6						
Magnolia Borough	TC-Provisional	3462	46	1.33	27	26	28							
Magnolia Borough	Total	3462	1270	36.68	794	777	782	15						
Total - TC-Early Voting		3462	14	0.40	***	***	***	***	***	***	***	***	***	***
Total - TC-Emergency		3462	0	0.00										
Total - TC-Machine		3462	762	22.01	442	426	429	9						
Total - TC-Mail-In Ballot		3462	448	12.94	317	318	316	6						
Total - TC-Provisional		3462	46	1.33	27	26	28							
Contest Total		3462	1270	36.68	794	777	782	15						

\*\*\* Indicates vote data was suppressed due to voter privacy settings.

**Local BOE- Merchantville Boro**

		Registered	Ballots Cast	Turnout (%)	Amanda AARON	Write-In							
Merchantville Dist 1	Total	1263	555	43.94	318	129							
Merchantville Dist 2	Total	856	379	44.28	246	88							
Merchantville Dist 3	Total	871	279	32.03	157	44							
Merchantville Provisional	Total	0	39	0.00	23	1							
Merchantville Emergency Ballots	Total	0	0	0.00									
Merchantville Borough	TC-Early Voting	2990	72	2.41	49	6							
Merchantville Borough	TC-Emergency	2990	0	0.00									
Merchantville Borough	TC-Machine	2990	602	20.13	327	108							
Merchantville Borough	TC-Mail-In Ballot	2990	539	18.03	345	147							
Merchantville Borough	TC-Provisional	2990	39	1.30	23	1							
Merchantville Borough	Total	2990	1252	41.87	744	262							
Total - TC-Early Voting		2990	72	2.41	49	6							
Total - TC-Emergency		2990	0	0.00									
Total - TC-Machine		2990	602	20.13	327	108							
Total - TC-Mail-In Ballot		2990	539	18.03	345	147							
Total - TC-Provisional		2990	39	1.30	23	1							
Contest Total		2990	1252	41.87	744	262							

\*\*\* Indicates vote data was suppressed due to voter privacy settings.

**Local BOE- Mt Ephraim Boro**

		Registered	Ballots Cast	Turnout (%)	Michelle V. CANNADAY	Johnathan MAXSON	Lewis GREENWOOD, JR.	Patricia BLAYLOCK	Write-In					
Mt Ephraim Dist 1	Total	870	355	40.80	180	214	146	159	14					
Mt Ephraim Dist 2	Total	967	390	40.33	211	239	192	186	3					
Mt Ephraim Dist 3	Total	963	361	37.49	189	192	178	194	3					
Mt Ephraim Dist 4	Total	911	349	38.31	182	191	170	166	1					
Mt. Ephraim Provisional	Total	0	32	0.00	14	14	12	13						
Mt. Ephraim Emergency Ballots	Total	0	0	0.00										
Mount Ephraim Borough	TC-Early Voting	3711	18	0.49	11	13	10	7						
Mount Ephraim Borough	TC-Emergency	3711	0	0.00										
Mount Ephraim Borough	TC-Machine	3711	863	23.26	419	484	408	349	15					
Mount Ephraim Borough	TC-Mail-In Ballot	3711	574	15.47	332	339	268	349	6					
Mount Ephraim Borough	TC-Provisional	3711	32	0.86	14	14	12	13						
Mount Ephraim Borough	Total	3711	1487	40.07	776	850	698	718	21					
Total - TC-Early Voting		3711	18	0.49	11	13	10	7						
Total - TC-Emergency		3711	0	0.00										
Total - TC-Machine		3711	863	23.26	419	484	408	349	15					
Total - TC-Mail-In Ballot		3711	574	15.47	332	339	268	349	6					
Total - TC-Provisional		3711	32	0.86	14	14	12	13						
Contest Total		3711	1487	40.07	776	850	698	718	21					

\*\*\* Indicates vote data was suppressed due to voter privacy settings.

**Local BOE- Oaklyn Boro**

		Registered	Ballots Cast	Turnout (%)	Todd SCHAFFER	William T. STAUTS	Write-In							
Oaklyn Dist 1	Total	746	366	49.06	241	240	47							
Oaklyn Dist 2	Total	913	338	37.02	224	214	38							
Oaklyn Dist 3	Total	824	350	42.48	233	220	44							
Oaklyn Dist 4	Total	782	386	49.36	258	246	31							
Oaklyn Provisional	Total	0	28	0.00	13	11	2							
Oaklyn Emergency Ballots	Total	0	0	0.00										
Oaklyn Borough	TC-Early Voting	3265	24	0.74	18	21	2							
Oaklyn Borough	TC-Emergency	3265	0	0.00										
Oaklyn Borough	TC-Machine	3265	828	25.36	527	500	103							
Oaklyn Borough	TC-Mail-In Ballot	3265	588	18.01	411	399	55							
Oaklyn Borough	TC-Provisional	3265	28	0.86	13	11	2							
Oaklyn Borough	Total	3265	1468	44.96	969	931	162							
Total - TC-Early Voting		3265	24	0.74	18	21	2							
Total - TC-Emergency		3265	0	0.00										
Total - TC-Machine		3265	828	25.36	527	500	103							
Total - TC-Mail-In Ballot		3265	588	18.01	411	399	55							
Total - TC-Provisional		3265	28	0.86	13	11	2							
Contest Total		3265	1468	44.96	969	931	162							

\*\*\* Indicates vote data was suppressed due to voter privacy settings.

**Local BOE- Pennsauken Township**

		Registered	Ballots Cast	Turnout (%)	Nicholas PERRY	Oswaldo ALVES, III	Jo Ann YOUNG	Write-In						
Pennsauken Dist 1	Total	1199	311	25.94	189	194	193	4						
Pennsauken Dist 2	Total	1588	479	30.16	306	291	305	10						
Pennsauken Dist 3	Total	1115	433	38.83	237	224	228	13						
Pennsauken Dist 4	Total	1584	423	26.70	259	254	259	5						
Pennsauken Dist 5	Total	826	344	41.65	209	208	212	5						
Pennsauken Dist 6	Total	1426	564	39.55	319	306	319	26						
Pennsauken Dist 7	Total	1446	363	25.10	204	189	202	1						
Pennsauken Dist 8	Total	1071	352	32.87	225	216	219	3						
Pennsauken Dist 9	Total	986	258	26.17	144	134	146	6						
Pennsauken Dist 10	Total	967	365	37.75	222	213	227	8						
Pennsauken Dist 11	Total	1126	417	37.03	256	242	255	10						
Pennsauken Dist 12	Total	980	247	25.20	134	130	136							
Pennsauken Dist 13	Total	973	380	39.05	227	221	231	10						
Pennsauken Dist 14	Total	1155	363	31.43	205	201	213	12						
Pennsauken Dist 15	Total	1365	291	21.32	172	174	174	17						
Pennsauken Dist 16	Total	847	208	24.56	90	91	98	3						
Pennsauken Dist 17	Total	1501	487	32.45	283	271	280	8						
Pennsauken Dist 18	Total	1457	538	36.93	328	317	327	19						
Pennsauken Dist 19	Total	794	248	31.23	151	153	157	11						
Pennsauken Dist 20	Total	796	239	30.03	135	128	130	1						
Pennsauken Dist 21	Total	887	276	31.12	148	137	138	3						
Pennsauken Dist 22	Total	943	351	37.22	205	201	207	3						
Pennsauken Dist 23	Total	869	329	37.86	210	201	210	14						
Pennsauken Dist 24	Total	727	126	17.33	68	67	68							
Pennsauken Provisional	Total	0	238	0.00	139	140	143	1						
Pennsauken Emergency Ballots	Total	0	0	0.00										
Pennsauken Twp	TC-Early Voting	26628	128	0.48	82	77	79	2						
Pennsauken Twp	TC-Emergency	26628	0	0.00										
Pennsauken Twp	TC-Machine	26628	4559	17.12	2291	2190	2297	74						
Pennsauken Twp	TC-Mail-In Ballot	26628	3705	13.91	2553	2496	2558	116						
Pennsauken Twp	TC-Provisional	26628	238	0.89	139	140	143	1						
Pennsauken Twp	Total	26628	8630	32.41	5065	4903	5077	193						
Total - TC-Early Voting		26628	128	0.48	82	77	79	2						
Total - TC-Emergency		26628	0	0.00										
Total - TC-Machine		26628	4559	17.12	2291	2190	2297	74						
Total - TC-Mail-In Ballot		26628	3705	13.91	2553	2496	2558	116						
Total - TC-Provisional		26628	238	0.89	139	140	143	1						
Contest Total		26628	8630	32.41	5065	4903	5077	193						

\*\*\* Indicates vote data was suppressed due to voter privacy settings.

**Local BOE- Pine Hill Boro**

		Registered	Ballots Cast	Turnout (%)	Robert ROZZELLE	Christine BOYD	Write-In							
Pine Hill Dist 1	Total	1287	393	30.54	239	255	8							
Pine Hill Dist 2	Total	1321	431	32.63	267	270	11							
Pine Hill Dist 3	Total	1411	474	33.59	298	318	17							
Pine Hill Dist 4	Total	1404	375	26.71	234	242	6							
Pine Hill Dist 5	Total	1381	465	33.67	316	309	18							
Pine Hill Dist 6	Total	946	200	21.14	112	119	9							
Pine Hill Provisional	Total	0	93	0.00	58	65	1							
Pine Hill Emergency Ballots	Total	0	0	0.00										
Pine Hill Borough	TC-Early Voting	7750	34	0.44	22	19								
Pine Hill Borough	TC-Emergency	7750	0	0.00										
Pine Hill Borough	TC-Machine	7750	1218	15.72	640	682	44							
Pine Hill Borough	TC-Mail-In Ballot	7750	1086	14.01	804	812	25							
Pine Hill Borough	TC-Provisional	7750	93	1.20	58	65	1							
Pine Hill Borough	Total	7750	2431	31.37	1524	1578	70							
Total - TC-Early Voting		7750	34	0.44	22	19								
Total - TC-Emergency		7750	0	0.00										
Total - TC-Machine		7750	1218	15.72	640	682	44							
Total - TC-Mail-In Ballot		7750	1086	14.01	804	812	25							
Total - TC-Provisional		7750	93	1.20	58	65	1							
Contest Total		7750	2431	31.37	1524	1578	70							

\*\*\* Indicates vote data was suppressed due to voter privacy settings.

**Black Horse Pike Regional Member BOE Runnemedede**

		Registered	Ballots Cast	Turnout (%)	Patricia WILSON	Write-In							
Runnemedede Dist 1	Total	808	286	35.40	176	4							
Runnemedede Dist 2	Total	1155	432	37.40	303	2							
Runnemedede Dist 3	Total	817	304	37.21	195	1							
Runnemedede Dist 4	Total	962	376	39.09	249	2							
Runnemedede Dist 5	Total	1445	517	35.78	334	2							
Runnemedede Dist 6	Total	1164	424	36.43	274	5							
Runnemedede Provisional	Total	0	60	0.00	40								
Runnemedede Emergency Ballots	Total	0	0	0.00									
Runnemedede Borough	TC-Early Voting	6351	80	1.26	46	1							
Runnemedede Borough	TC-Emergency	6351	0	0.00									
Runnemedede Borough	TC-Machine	6351	1163	18.31	703	11							
Runnemedede Borough	TC-Mail-In Ballot	6351	1096	17.26	782	4							
Runnemedede Borough	TC-Provisional	6351	60	0.94	40								
Runnemedede Borough	Total	6351	2399	37.77	1571	16							
Total - TC-Early Voting		6351	80	1.26	46	1							
Total - TC-Emergency		6351	0	0.00									
Total - TC-Machine		6351	1163	18.31	703	11							
Total - TC-Mail-In Ballot		6351	1096	17.26	782	4							
Total - TC-Provisional		6351	60	0.94	40								
Contest Total		6351	2399	37.77	1571	16							

\*\*\* Indicates vote data was suppressed due to voter privacy settings.



**Local BOE-Runnemedede Boro UNEX**

		Registered	Ballots Cast	Turnout (%)	Samantha SPAULDING	Write-In							
Runnemedede Dist 1	Total	808	286	35.40	182	2							
Runnemedede Dist 2	Total	1155	432	37.40	289	2							
Runnemedede Dist 3	Total	817	304	37.21	191	1							
Runnemedede Dist 4	Total	962	376	39.09	258	2							
Runnemedede Dist 5	Total	1445	517	35.78	332	2							
Runnemedede Dist 6	Total	1164	424	36.43	268	4							
Runnemedede Provisional	Total	0	60	0.00	38								
Runnemedede Emergency Ballots	Total	0	0	0.00									
Runnemedede Borough	TC-Early Voting	6351	80	1.26	45								
Runnemedede Borough	TC-Emergency	6351	0	0.00									
Runnemedede Borough	TC-Machine	6351	1163	18.31	711	11							
Runnemedede Borough	TC-Mail-In Ballot	6351	1096	17.26	764	2							
Runnemedede Borough	TC-Provisional	6351	60	0.94	38								
Runnemedede Borough	Total	6351	2399	37.77	1558	13							
Total - TC-Early Voting		6351	80	1.26	45								
Total - TC-Emergency		6351	0	0.00									
Total - TC-Machine		6351	1163	18.31	711	11							
Total - TC-Mail-In Ballot		6351	1096	17.26	764	2							
Total - TC-Provisional		6351	60	0.94	38								
Contest Total		6351	2399	37.77	1558	13							

\*\*\* Indicates vote data was suppressed due to voter privacy settings.

**Local BOE- Runnemede Boro**

		Registered	Ballots Cast	Turnout (%)	Barbara SAMS	Maria PANZARELLA	Naomi L. DAVIDSON	Write-In						
Runnemede Dist 1	Total	808	286	35.40	160	169	160	9						
Runnemede Dist 2	Total	1155	432	37.40	278	277	272							
Runnemede Dist 3	Total	817	304	37.21	182	177	175	6						
Runnemede Dist 4	Total	962	376	39.09	237	232	233	6						
Runnemede Dist 5	Total	1445	517	35.78	327	323	322	6						
Runnemede Dist 6	Total	1164	424	36.43	252	255	249	9						
Runnemede Provisional	Total	0	60	0.00	37	38	37							
Runnemede Emergency Ballots	Total	0	0	0.00										
Runnemede Borough	TC-Early Voting	6351	80	1.26	46	42	44							
Runnemede Borough	TC-Emergency	6351	0	0.00										
Runnemede Borough	TC-Machine	6351	1163	18.31	641	643	626	28						
Runnemede Borough	TC-Mail-In Ballot	6351	1096	17.26	749	748	741	8						
Runnemede Borough	TC-Provisional	6351	60	0.94	37	38	37							
Runnemede Borough	Total	6351	2399	37.77	1473	1471	1448	36						
Total - TC-Early Voting		6351	80	1.26	46	42	44							
Total - TC-Emergency		6351	0	0.00										
Total - TC-Machine		6351	1163	18.31	641	643	626	28						
Total - TC-Mail-In Ballot		6351	1096	17.26	749	748	741	8						
Total - TC-Provisional		6351	60	0.94	37	38	37							
Contest Total		6351	2399	37.77	1473	1471	1448	36						

\*\*\* Indicates vote data was suppressed due to voter privacy settings.

**Sterling Regional Member BOE Somerdale**

		Registered	Ballots Cast	Turnout (%)	Victoria BURCKLEY	Write-In							
Somerdale Dist 1	Total	1599	562	35.15	363	2							
Somerdale Dist 2	Total	914	301	32.93	218								
Somerdale Dist 3	Total	890	289	32.47	161	1							
Somerdale Dist 4	Total	908	344	37.89	228	7							
Somerdale Provisional	Total	0	47	0.00	28								
Somerdale Emergency Ballots	Total	0	0	0.00									
Somerdale Borough	TC-Early Voting	4311	15	0.35	13								
Somerdale Borough	TC-Emergency	4311	0	0.00									
Somerdale Borough	TC-Machine	4311	896	20.78	545	4							
Somerdale Borough	TC-Mail-In Ballot	4311	585	13.57	412	6							
Somerdale Borough	TC-Provisional	4311	47	1.09	28								
Somerdale Borough	Total	4311	1543	35.79	998	10							
Total - TC-Early Voting		4311	15	0.35	13								
Total - TC-Emergency		4311	0	0.00									
Total - TC-Machine		4311	896	20.78	545	4							
Total - TC-Mail-In Ballot		4311	585	13.57	412	6							
Total - TC-Provisional		4311	47	1.09	28								
Contest Total		4311	1543	35.79	998	10							

\*\*\* Indicates vote data was suppressed due to voter privacy settings.

**Local BOE Somerdale Boro UNEX**

		Registered	Ballots Cast	Turnout (%)	Write-In								
Somerdale Dist 1	Total	1599	562	35.15	12								
Somerdale Dist 2	Total	914	301	32.93	5								
Somerdale Dist 3	Total	890	289	32.47	9								
Somerdale Dist 4	Total	908	344	37.89	15								
Somerdale Provisional	Total	0	47	0.00									
Somerdale Emergency Ballots	Total	0	0	0.00									
Somerdale Borough	TC-Early Voting	4311	15	0.35	1								
Somerdale Borough	TC-Emergency	4311	0	0.00									
Somerdale Borough	TC-Machine	4311	896	20.78	30								
Somerdale Borough	TC-Mail-In Ballot	4311	585	13.57	10								
Somerdale Borough	TC-Provisional	4311	47	1.09									
Somerdale Borough	Total	4311	1543	35.79	41								
Total - TC-Early Voting		4311	15	0.35	1								
Total - TC-Emergency		4311	0	0.00									
Total - TC-Machine		4311	896	20.78	30								
Total - TC-Mail-In Ballot		4311	585	13.57	10								
Total - TC-Provisional		4311	47	1.09									
Contest Total		4311	1543	35.79	41								

\*\*\* Indicates vote data was suppressed due to voter privacy settings.

**Local BOE- Somerdale Boro**

		Registered	Ballots Cast	Turnout (%)	James N. ANDERSON	Barbara BOYLE	Tara L. VOIGT	Write-In						
Somerdale Dist 1	Total	1599	562	35.15	342	347	338	1						
Somerdale Dist 2	Total	914	301	32.93	215	212	215							
Somerdale Dist 3	Total	890	289	32.47	153	155	156	3						
Somerdale Dist 4	Total	908	344	37.89	228	222	222	2						
Somerdale Provisional	Total	0	47	0.00	27	27	26							
Somerdale Emergency Ballots	Total	0	0	0.00										
Somerdale Borough	TC-Early Voting	4311	15	0.35	13	14	13							
Somerdale Borough	TC-Emergency	4311	0	0.00										
Somerdale Borough	TC-Machine	4311	896	20.78	506	505	499	5						
Somerdale Borough	TC-Mail-In Ballot	4311	585	13.57	419	417	419	1						
Somerdale Borough	TC-Provisional	4311	47	1.09	27	27	26							
Somerdale Borough	Total	4311	1543	35.79	965	963	957	6						
Total - TC-Early Voting		4311	15	0.35	13	14	13							
Total - TC-Emergency		4311	0	0.00										
Total - TC-Machine		4311	896	20.78	506	505	499	5						
Total - TC-Mail-In Ballot		4311	585	13.57	419	417	419	1						
Total - TC-Provisional		4311	47	1.09	27	27	26							
Contest Total		4311	1543	35.79	965	963	957	6						

\*\*\* Indicates vote data was suppressed due to voter privacy settings.

**Sterling Regional Member BOE Stratford**

		Registered	Ballots Cast	Turnout (%)	William Bill HILLNER	Jason CLARK	Write-In							
Stratford Dist 1	Total	671	260	38.75	170	174	2							
Stratford Dist 2	Total	935	416	44.49	300	294	5							
Stratford Dist 3	Total	967	370	38.26	248	256	2							
Stratford Dist 4	Total	1116	501	44.89	357	347	3							
Stratford Dist 5	Total	795	204	25.66	129	131	1							
Stratford Dist 6	Total	943	421	44.64	288	290	15							
Stratford Provisional	Total	0	52	0.00	33	34	1							
Stratford Emergency Ballots	Total	0	0	0.00										
Stratford Borough	TC-Early Voting	5427	18	0.33	14	15								
Stratford Borough	TC-Emergency	5427	0	0.00										
Stratford Borough	TC-Machine	5427	1123	20.69	730	731	20							
Stratford Borough	TC-Mail-In Ballot	5427	1031	19.00	748	746	8							
Stratford Borough	TC-Provisional	5427	52	0.96	33	34	1							
Stratford Borough	Total	5427	2224	40.98	1525	1526	29							
Total - TC-Early Voting		5427	18	0.33	14	15								
Total - TC-Emergency		5427	0	0.00										
Total - TC-Machine		5427	1123	20.69	730	731	20							
Total - TC-Mail-In Ballot		5427	1031	19.00	748	746	8							
Total - TC-Provisional		5427	52	0.96	33	34	1							
Contest Total		5427	2224	40.98	1525	1526	29							

\*\*\* Indicates vote data was suppressed due to voter privacy settings.

**Local BOE- Stratford Boro**

		Registered	Ballots Cast	Turnout (%)	Sue BOVE	Stephanie NELSON	Dawn MARTIN	Write-In					
Stratford Dist 1	Total	671	260	38.75	169	173	172						
Stratford Dist 2	Total	935	416	44.49	289	290	289	4					
Stratford Dist 3	Total	967	370	38.26	249	248	239	4					
Stratford Dist 4	Total	1116	501	44.89	347	343	352	4					
Stratford Dist 5	Total	795	204	25.66	128	125	126						
Stratford Dist 6	Total	943	421	44.64	275	283	282	14					
Stratford Provisional	Total	0	52	0.00	30	34	33	2					
Stratford Emergency Ballots	Total	0	0	0.00									
Stratford Borough	TC-Early Voting	5427	18	0.33	15	14	14						
Stratford Borough	TC-Emergency	5427	0	0.00									
Stratford Borough	TC-Machine	5427	1123	20.69	711	708	706	15					
Stratford Borough	TC-Mail-In Ballot	5427	1031	19.00	731	740	740	11					
Stratford Borough	TC-Provisional	5427	52	0.96	30	34	33	2					
Stratford Borough	Total	5427	2224	40.98	1487	1496	1493	28					
Total - TC-Early Voting		5427	18	0.33	15	14	14						
Total - TC-Emergency		5427	0	0.00									
Total - TC-Machine		5427	1123	20.69	711	708	706	15					
Total - TC-Mail-In Ballot		5427	1031	19.00	731	740	740	11					
Total - TC-Provisional		5427	52	0.96	30	34	33	2					
Contest Total		5427	2224	40.98	1487	1496	1493	28					

\*\*\* Indicates vote data was suppressed due to voter privacy settings.

**Eastern Cam Co Regional Member BOE Voorhees**

		Registered	Ballots Cast	Turnout (%)	Hillary J. GARR	Jude BROWN	Write-In						
Voorhees Dist 1	Total	1651	669	40.52	455	445	2						
Voorhees Dist 2	Total	1506	643	42.70	402	413	2						
Voorhees Dist 3	Total	1370	558	40.73	364	354	8						
Voorhees Dist 4	Total	1512	405	26.79	241	244	2						
Voorhees Dist 5	Total	1494	525	35.14	341	328	3						
Voorhees Dist 6	Total	1451	660	45.49	401	409	3						
Voorhees Dist 7	Total	785	385	49.04	247	251	3						
Voorhees Dist 8	Total	1832	667	36.41	450	426	12						
Voorhees Dist 9	Total	1476	637	43.16	408	404	8						
Voorhees Dist 10	Total	1123	487	43.37	313	302	7						
Voorhees Dist 11	Total	1096	525	47.90	289	292	8						
Voorhees Dist 12	Total	1075	438	40.74	291	296	5						
Voorhees Dist 13	Total	1488	577	38.78	370	352	4						
Voorhees Dist 14	Total	981	424	43.22	279	277	4						
Voorhees Dist 15	Total	1289	591	45.85	383	361	6						
Voorhees Dist 16	Total	958	414	43.22	259	256	5						
Voorhees Dist 17	Total	727	453	62.31	239	238	3						
Voorhees Dist 18	Total	1265	284	22.45	176	172							
Voorhees Dist 19	Total	1070	501	46.82	298	295	3						
Voorhees Provisional	Total	0	321	0.00	205	202	3						
Voorhees Emergency Ballots	Total	0	0	0.00									
Voorhees Twp	TC-Early Voting	24149	385	1.59	255	251	4						
Voorhees Twp	TC-Emergency	24149	0	0.00									
Voorhees Twp	TC-Machine	24149	4063	16.82	2310	2265	46						
Voorhees Twp	TC-Mail-In Ballot	24149	5395	22.34	3641	3599	38						
Voorhees Twp	TC-Provisional	24149	321	1.33	205	202	3						
Voorhees Twp	Total	24149	10164	42.09	6411	6317	91						
Total - TC-Early Voting		24149	385	1.59	255	251	4						
Total - TC-Emergency		24149	0	0.00									
Total - TC-Machine		24149	4063	16.82	2310	2265	46						
Total - TC-Mail-In Ballot		24149	5395	22.34	3641	3599	38						
Total - TC-Provisional		24149	321	1.33	205	202	3						
Contest Total		24149	10164	42.09	6411	6317	91						

\*\*\* Indicates vote data was suppressed due to voter privacy settings.



**Local BOE-Voorhees UNEX**

		Registered	Ballots Cast	Turnout (%)	Julie KETOVER	Kelli BARSONY	Write-In						
Voorhees Dist 1	Total	1651	669	40.52	319	192							
Voorhees Dist 2	Total	1506	643	42.70	244	233							
Voorhees Dist 3	Total	1370	558	40.73	286	147							
Voorhees Dist 4	Total	1512	405	26.79	138	123	1						
Voorhees Dist 5	Total	1494	525	35.14	251	122	1						
Voorhees Dist 6	Total	1451	660	45.49	317	180	2						
Voorhees Dist 7	Total	785	385	49.04	182	125	1						
Voorhees Dist 8	Total	1832	667	36.41	344	160	2						
Voorhees Dist 9	Total	1476	637	43.16	290	174	2						
Voorhees Dist 10	Total	1123	487	43.37	260	121	1						
Voorhees Dist 11	Total	1096	525	47.90	245	166	3						
Voorhees Dist 12	Total	1075	438	40.74	188	139	4						
Voorhees Dist 13	Total	1488	577	38.78	289	135	3						
Voorhees Dist 14	Total	981	424	43.22	213	119	1						
Voorhees Dist 15	Total	1289	591	45.85	342	127							
Voorhees Dist 16	Total	958	414	43.22	227	107	1						
Voorhees Dist 17	Total	727	453	62.31	213	91	2						
Voorhees Dist 18	Total	1265	284	22.45	121	68							
Voorhees Dist 19	Total	1070	500	46.73	214	97							
Voorhees Provisional	Total	0	321	0.00	142	72	1						
Voorhees Emergency Ballots	Total	0	0	0.00									
Voorhees Twp	TC-Early Voting	24149	385	1.59	191	125							
Voorhees Twp	TC-Emergency	24149	0	0.00									
Voorhees Twp	TC-Machine	24149	4063	16.82	1737	1280	9						
Voorhees Twp	TC-Mail-In Ballot	24149	5394	22.34	2755	1221	15						
Voorhees Twp	TC-Provisional	24149	321	1.33	142	72	1						
Voorhees Twp	Total	24149	10163	42.08	4825	2698	25						
Total - TC-Early Voting		24149	385	1.59	191	125							
Total - TC-Emergency		24149	0	0.00									
Total - TC-Machine		24149	4063	16.82	1737	1280	9						
Total - TC-Mail-In Ballot		24149	5394	22.34	2755	1221	15						
Total - TC-Provisional		24149	321	1.33	142	72	1						
Contest Total		24149	10163	42.08	4825	2698	25						

\*\*\* Indicates vote data was suppressed due to voter privacy settings.

**Local BOE- Voorhees**

		Registered	Ballots Cast	Turnout (%)	Scott FALK	Julienne VERDI	Maureen RUTTER	Jacob ROSNER	Eric SIMKIN	Tara EDEL	Deborah WELLINGS	Jennifer Branch STEWART	Write-In
Voorhees Dist 1	Total	1651	669	40.52	117	300	290	259	163	169	174	84	2
Voorhees Dist 2	Total	1506	643	42.70	121	243	247	199	188	210	191	88	5
Voorhees Dist 3	Total	1370	558	40.73	97	251	253	233	123	153	126	70	1
Voorhees Dist 4	Total	1512	405	26.79	78	132	125	100	93	88	94	67	2
Voorhees Dist 5	Total	1494	525	35.14	115	216	195	168	119	122	106	117	
Voorhees Dist 6	Total	1451	660	45.49	112	293	279	262	163	154	146	91	4
Voorhees Dist 7	Total	785	385	49.04	56	170	145	171	112	121	104	51	1
Voorhees Dist 8	Total	1832	667	36.41	129	323	286	281	121	139	120	114	7
Voorhees Dist 9	Total	1476	637	43.16	105	261	265	235	176	172	163	80	3
Voorhees Dist 10	Total	1123	487	43.37	78	247	226	215	102	107	97	64	2
Voorhees Dist 11	Total	1096	525	47.90	63	244	228	232	146	153	135	68	
Voorhees Dist 12	Total	1075	438	40.74	92	185	167	156	111	121	112	80	4
Voorhees Dist 13	Total	1488	577	38.78	94	270	253	235	123	123	126	61	1
Voorhees Dist 14	Total	981	424	43.22	60	210	201	189	102	115	96	51	3
Voorhees Dist 15	Total	1289	591	45.85	68	310	306	321	130	121	119	48	
Voorhees Dist 16	Total	958	414	43.22	56	211	216	199	99	101	93	53	1
Voorhees Dist 17	Total	727	453	62.31	44	199	202	217	100	104	76	33	2
Voorhees Dist 18	Total	1265	284	22.45	65	106	98	84	59	63	56	45	
Voorhees Dist 19	Total	1070	501	46.82	76	195	176	218	112	95	85	57	
Voorhees Provisional	Total	0	321	0.00	53	130	130	124	64	65	63	40	1
Voorhees Emergency Ballots	Total	0	0	0.00									
Voorhees Twp	TC-Early Voting	24149	385	1.59	56	176	167	171	104	112	105	63	
Voorhees Twp	TC-Emergency	24149	0	0.00									
Voorhees Twp	TC-Machine	24149	4063	16.82	726	1532	1422	1307	1132	1205	1089	540	20
Voorhees Twp	TC-Mail-In Ballot	24149	5395	22.34	844	2658	2569	2496	1106	1114	1025	719	18
Voorhees Twp	TC-Provisional	24149	321	1.33	53	130	130	124	64	65	63	40	1
Voorhees Twp	Total	24149	10164	42.09	1679	4496	4288	4098	2406	2496	2282	1362	39
Total - TC-Early Voting		24149	385	1.59	56	176	167	171	104	112	105	63	
Total - TC-Emergency		24149	0	0.00									
Total - TC-Machine		24149	4063	16.82	726	1532	1422	1307	1132	1205	1089	540	20
Total - TC-Mail-In Ballot		24149	5395	22.34	844	2658	2569	2496	1106	1114	1025	719	18
Total - TC-Provisional		24149	321	1.33	53	130	130	124	64	65	63	40	1
Contest Total		24149	10164	42.09	1679	4496	4288	4098	2406	2496	2282	1362	39

\*\*\* Indicates vote data was suppressed due to voter privacy settings.

**Local BOE- Waterford Township**

		Registered	Ballots Cast	Turnout (%)	Thomas A. LEACH	Daniel HOOVER	Write-In						
Waterford Dist 1	Total	1284	529	41.20	276	272	49						
Waterford Dist 2	Total	1374	549	39.96	298	301	56						
Waterford Dist 3	Total	1047	397	37.92	230	231	45						
Waterford Dist 4	Total	1009	465	46.09	251	251	49						
Waterford Dist 5	Total	1207	444	36.79	261	261	40						
Waterford Dist 6	Total	722	305	42.24	169	180	27						
Waterford Dist 7	Total	1249	576	46.12	336	317	65						
Waterford Dist 8	Total	726	337	46.42	204	184	48						
Waterford Provisional	Total	0	93	0.00	56	53	13						
Waterford Emergency Ballots	Total	0	0	0.00									
Waterford Twp	TC-Early Voting	8618	78	0.91	50	48	12						
Waterford Twp	TC-Emergency	8618	0	0.00									
Waterford Twp	TC-Machine	8618	2087	24.22	1126	1110	247						
Waterford Twp	TC-Mail-In Ballot	8618	1437	16.67	849	839	120						
Waterford Twp	TC-Provisional	8618	93	1.08	56	53	13						
Waterford Twp	Total	8618	3695	42.88	2081	2050	392						
Total - TC-Early Voting		8618	78	0.91	50	48	12						
Total - TC-Emergency		8618	0	0.00									
Total - TC-Machine		8618	2087	24.22	1126	1110	247						
Total - TC-Mail-In Ballot		8618	1437	16.67	849	839	120						
Total - TC-Provisional		8618	93	1.08	56	53	13						
Contest Total		8618	3695	42.88	2081	2050	392						

\*\*\* Indicates vote data was suppressed due to voter privacy settings.

**Local BOE- Winslow Township**

		Registered	Ballots Cast	Turnout (%)	Julie A. PETERSON	John M. SHAW, JR.	Deborah/Debbie ESPOSITO	Larry BLAKE	Abena McCLENDON	Joe THOMAS	Write-In			
Winslow W1 D1	Total	1204	581	48.26	218	192	266	133	135	226				
Winslow W1 D2	Total	1392	507	36.42	182	191	259	125	124	183	1			
Winslow W1 D3	Total	874	364	41.65	129	135	179	79	74	120	6			
Winslow W1 D4	Total	1562	650	41.61	252	211	288	176	189	257	8			
Winslow W1 D5	Total	1428	573	40.13	211	198	287	150	155	236	7			
Winslow W1 D6	Total	995	376	37.79	147	118	155	115	101	143	1			
Winslow Ward 1 Provisional	Total	0	86	0.00	30	28	41	23	21	39	1			
Winslow W1 Emergency Ballots	Total	0	0	0.00										
Winslow W2 D1	Total	2709	1007	37.17	380	310	426	330	331	349	17			
Winslow W2 D2	Total	1131	495	43.77	183	163	239	132	139	192	4			
Winslow W2 D3	Total	1868	634	33.94	267	173	266	177	212	226	6			
Winslow W2 D4	Total	1276	590	46.24	220	202	278	164	187	235	6			
Winslow W2 D5	Total	1241	493	39.73	166	124	202	124	156	169	7			
Winslow Ward 2 Provisional	Total	0	80	0.00	37	20	46	23	26	34				
Winslow W2 Emergency Ballots	Total	0	0	0.00										
Winslow W3 D1	Total	1627	582	35.77	274	130	221	204	239	282	3			
Winslow W3 D2	Total	1539	431	28.01	226	100	174	141	152	205				
Winslow W3 D3	Total	1484	367	24.73	163	80	147	113	114	164				
Winslow W3 D4	Total	1324	436	32.93	190	102	190	137	139	193				
Winslow W3 D5	Total	1506	574	38.11	239	125	262	173	219	287	4			
Winslow Ward 3 Provisional	Total	0	66	0.00	29	7	26	25	22	27				
Winslow W3 Emergency Ballots	Total	0	0	0.00										
Winslow W4 D1	Total	884	439	49.66	187	143	194	133	113	148				
Winslow W4 D2	Total	1914	596	31.14	259	182	279	188	197	262	2			
Winslow W4 D3	Total	2078	785	37.78	340	243	375	231	256	302				
Winslow W4 D4	Total	1406	538	38.26	181	171	251	159	165	255	4			
Winslow W4 D5	Total	1783	644	36.12	258	180	339	174	219	223	3			
Winslow Ward 4 Provisional	Total	0	115	0.00	41	34	43	31	30	36				
Winslow W4 Emergency Ballots	Total	0	0	0.00										
Winslow Twp	TC-Early Voting	31225	385	1.23	162	124	182	110	125	140	1			
Winslow Twp	TC-Emergency	31225	0	0.00										
Winslow Twp	TC-Machine	31225	6012	19.25	2183	1677	2435	1564	1572	2326	58			
Winslow Twp	TC-Mail-In Ballot	31225	5265	16.86	2327	1672	2660	1684	1919	2191	20			
Winslow Twp	TC-Provisional	31225	347	1.11	137	89	156	102	99	136	1			
Winslow Twp	Total	31225	12009	38.46	4809	3562	5433	3460	3715	4793	80			
Total - TC-Early Voting		31225	385	1.23	162	124	182	110	125	140	1			
Total - TC-Emergency		31225	0	0.00										
Total - TC-Machine		31225	6012	19.25	2183	1677	2435	1564	1572	2326	58			
Total - TC-Mail-In Ballot		31225	5265	16.86	2327	1672	2660	1684	1919	2191	20			
Total - TC-Provisional		31225	347	1.11	137	89	156	102	99	136	1			

**Local BOE- Winslow Township**

				Turnout (%)	Julie A. PETERSON	John M. SHAW, JR.	Debora 'Debbie' ESPOSITO	Larry BLAKE	Abena McCLENDON	Joe THOMAS	Write-In				
Contest Total		Registered	Ballots Cast	38.46	4809	3562	5433	3460	3715	4793	80				

\*\*\* Indicates vote data was suppressed due to voter privacy settings.

**Local BOE Woodlynne UNEX 1Yr**

		Registered	Ballots Cast	Turnout (%)	Write-In										
Woodlynne Dist 1	Total	995	181	18.19	7										
Woodlynne Dist 2	Total	817	178	21.79	15										
Woodlynne Provisional	Total	0	13	0.00	***	***	***	***	***	***	***	***	***	***	***
Woodlynne Emergency Ballots	Total	0	0	0.00											
Woodlynne Borough	TC-Early Voting	1812	4	0.22	***	***	***	***	***	***	***	***	***	***	***
Woodlynne Borough	TC-Emergency	1812	0	0.00											
Woodlynne Borough	TC-Machine	1812	221	12.20	11										
Woodlynne Borough	TC-Mail-In Ballot	1812	134	7.40	10										
Woodlynne Borough	TC-Provisional	1812	13	0.72	***	***	***	***	***	***	***	***	***	***	***
Woodlynne Borough	Total	1812	372	20.53	22										
Total - TC-Early Voting		1812	4	0.22	***	***	***	***	***	***	***	***	***	***	***
Total - TC-Emergency		1812	0	0.00											
Total - TC-Machine		1812	221	12.20	11										
Total - TC-Mail-In Ballot		1812	134	7.40	10										
Total - TC-Provisional		1812	13	0.72	***	***	***	***	***	***	***	***	***	***	***
Contest Total		1812	372	20.53	22										

\*\*\* Indicates vote data was suppressed due to voter privacy settings.

**Local BOE- Woodlynne Boro**

		Registered	Ballots Cast	Turnout (%)	Xiomara RIVERA	Heidemarie WOOD	Write-In							
Woodlynne Dist 1	Total	995	181	18.19	92	94	3							
Woodlynne Dist 2	Total	817	178	21.79	94	91	9							
Woodlynne Provisional	Total	0	13	0.00	***	***	***	***	***	***	***	***	***	***
Woodlynne Emergency Ballots	Total	0	0	0.00										
Woodlynne Borough	TC-Early Voting	1812	4	0.22	***	***	***	***	***	***	***	***	***	***
Woodlynne Borough	TC-Emergency	1812	0	0.00										
Woodlynne Borough	TC-Machine	1812	221	12.20	105	103	8							
Woodlynne Borough	TC-Mail-In Ballot	1812	134	7.40	77	78	4							
Woodlynne Borough	TC-Provisional	1812	13	0.72	***	***	***	***	***	***	***	***	***	***
Woodlynne Borough	Total	1812	372	20.53	197	195	12							
Total - TC-Early Voting		1812	4	0.22	***	***	***	***	***	***	***	***	***	***
Total - TC-Emergency		1812	0	0.00										
Total - TC-Machine		1812	221	12.20	105	103	8							
Total - TC-Mail-In Ballot		1812	134	7.40	77	78	4							
Total - TC-Provisional		1812	13	0.72	***	***	***	***	***	***	***	***	***	***
Contest Total		1812	372	20.53	197	195	12							

\*\*\* Indicates vote data was suppressed due to voter privacy settings.

**Member Board of Fire Comm- Berlin Twp FD1**

		Registered	Ballots Cast	Turnout (%)	Kevin R. JOHNSON	J. Michael McGEE	Write-In						
Berlin Twp Dist 1	Total	1841	866	47.04	582	582	2						
Berlin Twp Dist 2	Total	736	269	36.55	185	184							
Berlin Twp Dist 3	Total	694	236	34.01	149	162							
Berlin Twp Dist 4	Total	1313	465	35.42	330	331	6						
Berlin Twp Provisional	Total	0	52	0.00	31	32							
Berlin Twp Emergency Ballots	Total	0	0	0.00									
Berlin Township	TC-Early Voting	4584	29	0.63	20	17							
Berlin Township	TC-Emergency	4584	0	0.00									
Berlin Township	TC-Machine	4584	852	18.59	512	516	3						
Berlin Township	TC-Mail-In Ballot	4584	955	20.83	714	726	5						
Berlin Township	TC-Provisional	4584	52	1.13	31	32							
Berlin Township	Total	4584	1888	41.19	1277	1291	8						
Total - TC-Early Voting		4584	29	0.63	20	17							
Total - TC-Emergency		4584	0	0.00									
Total - TC-Machine		4584	852	18.59	512	516	3						
Total - TC-Mail-In Ballot		4584	955	20.83	714	726	5						
Total - TC-Provisional		4584	52	1.13	31	32							
Contest Total		4584	1888	41.19	1277	1291	8						

\*\*\* Indicates vote data was suppressed due to voter privacy settings.



**Member Board of Fire Comm FD13-Cherry Hill**

		Registered	Ballots Cast	Turnout (%)	Ryan M. DORAN	David GORENBERG	Sara LIPSETT	Write-In						
Cherry Hill Dist 1	Total	1153	570	49.44	293	247	236	9						
Cherry Hill Dist 2	Total	1371	477	34.79	257	175	204	1						
Cherry Hill Dist 3	Total	1267	412	32.52	216	158	188	2						
Cherry Hill Dist 4	Total	1396	538	38.54	286	213	273	4						
Cherry Hill Dist 5	Total	1274	527	41.37	253	210	241	5						
Cherry Hill Dist 6	Total	974	393	40.35	183	163	192	1						
Cherry Hill Dist 7	Total	1172	533	45.48	227	308	216	2						
Cherry Hill Dist 8	Total	1131	349	30.86	194	131	169	1						
Cherry Hill Dist 9	Total	2185	846	38.72	390	363	388	1						
Cherry Hill Dist 10	Total	856	380	44.39	179	141	160							
Cherry Hill Dist 11	Total	1358	550	40.50	258	250	227							
Cherry Hill Dist 12	Total	1552	588	37.89	259	258	262	3						
Cherry Hill Dist 13	Total	1100	548	49.82	263	222	263							
Cherry Hill Dist 14	Total	957	504	52.66	236	195	224	1						
Cherry Hill Dist 15	Total	1310	572	43.66	263	263	264	1						
Cherry Hill Dist 16	Total	848	423	49.88	176	219	201	1						
Cherry Hill Dist 17	Total	1329	572	43.04	291	245	263	3						
Cherry Hill Dist 18	Total	974	465	47.74	193	201	210	1						
Cherry Hill Dist 19	Total	1068	456	42.70	203	198	229							
Cherry Hill Dist 20	Total	2246	1071	47.68	521	460	484	3						
Cherry Hill Dist 21	Total	1444	544	37.67	269	254	243	7						
Cherry Hill Dist 22	Total	1167	583	49.96	296	218	262							
Cherry Hill Dist 23	Total	1600	522	32.63	209	249	208	1						
Cherry Hill Dist 24	Total	1309	566	43.24	274	233	282	1						
Cherry Hill Dist 25	Total	1110	465	41.89	223	223	179							
Cherry Hill Dist 26	Total	1649	793	48.09	347	422	339	3						
Cherry Hill Dist 27	Total	1202	606	50.42	251	276	303							
Cherry Hill Dist 28	Total	1378	624	45.28	271	282	311	3						
Cherry Hill Dist 29	Total	1506	678	45.02	319	273	351	2						
Cherry Hill Dist 30	Total	759	387	50.99	156	212	194	1						
Cherry Hill Dist 31	Total	1656	631	38.10	265	302	291	1						
Cherry Hill Dist 32	Total	619	194	31.34	84	81	73							
Cherry Hill Dist 33	Total	1390	678	48.78	288	357	292	2						
Cherry Hill Dist 34	Total	1270	581	45.75	258	310	254	5						
Cherry Hill Dist 35	Total	1271	621	48.86	272	242	283	1						
Cherry Hill Dist 36	Total	1414	566	40.03	221	278	229	3						
Cherry Hill Dist 37	Total	1090	556	51.01	244	281	264	1						
Cherry Hill Dist 38	Total	931	498	53.49	231	234	268	1						
Cherry Hill Dist 39	Total	1240	590	47.58	244	302	295							
Cherry Hill Dist 40	Total	879	402	45.73	170	179	184	1						
Cherry Hill Dist 41	Total	1029	335	32.56	159	158	158	1						
Cherry Hill Dist 42	Total	766	373	48.69	177	182	174							
Cherry Hill Dist 43	Total	977	492	50.36	187	244	221							
Cherry Hill Dist 44	Total	1515	552	36.44	230	257	292	5						
Cherry Hill Dist 45	Total	2081	843	40.51	365	433	415	1						
Cherry Hill Dist 46	Total	1212	517	42.66	222	241	209	4						
Cherry Hill Dist 47	Total	1386	556	40.12	224	261	257	3						
Cherry Hill Dist 48	Total	796	232	29.15	102	70	101							

**Member Board of Fire Comm FD13-Cherry Hill**

		Registered	Ballots Cast	Turnout (%)	Ryan M. DORAN	David GORENBERG	Sara LIPSETT	Write-In					
Cherry Hill Provisional	Total	0	1079	0.00	458	478	463	2					
Cherry Hill Emergency Ballots	Total	0	0	0.00									
Cherry Hill Twp	TC-Early Voting	60167	400	0.66	174	177	163	4					
Cherry Hill Twp	TC-Emergency	60167	0	0.00									
Cherry Hill Twp	TC-Machine	60167	11420	18.98	4731	4990	4143	45					
Cherry Hill Twp	TC-Mail-In Ballot	60167	13939	23.17	6794	6507	7520	37					
Cherry Hill Twp	TC-Provisional	60167	1079	1.79	458	478	463	2					
Cherry Hill Twp	Total	60167	26838	44.61	12157	12152	12289	88					
Total - TC-Early Voting		60167	400	0.66	174	177	163	4					
Total - TC-Emergency		60167	0	0.00									
Total - TC-Machine		60167	11420	18.98	4731	4990	4143	45					
Total - TC-Mail-In Ballot		60167	13939	23.17	6794	6507	7520	37					
Total - TC-Provisional		60167	1079	1.79	458	478	463	2					
Contest Total		60167	26838	44.61	12157	12152	12289	88					

\*\*\* Indicates vote data was suppressed due to voter privacy settings.

**Member Board of Fire Comm.-Pine Hill FD1**

		Registered	Ballots Cast	Turnout (%)	Michael HAGARTY	Write-In								
Pine Hill Dist 1	Total	1287	393	30.54	286									
Pine Hill Dist 2	Total	1321	431	32.63	311	2								
Pine Hill Dist 3	Total	1411	474	33.59	339	2								
Pine Hill Dist 4	Total	1404	375	26.71	268	1								
Pine Hill Dist 5	Total	1381	465	33.67	354	4								
Pine Hill Dist 6	Total	946	200	21.14	136	3								
Pine Hill Provisional	Total	0	93	0.00	71									
Pine Hill Emergency Ballots	Total	0	0	0.00										
Pine Hill Borough	TC-Early Voting	7750	34	0.44	22									
Pine Hill Borough	TC-Emergency	7750	0	0.00										
Pine Hill Borough	TC-Machine	7750	1218	15.72	786	7								
Pine Hill Borough	TC-Mail-In Ballot	7750	1086	14.01	886	5								
Pine Hill Borough	TC-Provisional	7750	93	1.20	71									
Pine Hill Borough	Total	7750	2431	31.37	1765	12								
Total - TC-Early Voting		7750	34	0.44	22									
Total - TC-Emergency		7750	0	0.00										
Total - TC-Machine		7750	1218	15.72	786	7								
Total - TC-Mail-In Ballot		7750	1086	14.01	886	5								
Total - TC-Provisional		7750	93	1.20	71									
Contest Total		7750	2431	31.37	1765	12								

\*\*\* Indicates vote data was suppressed due to voter privacy settings.

**Member Board of Fire CommFD1-Winslow**

		Registered	Ballots Cast	Turnout (%)	Richard T. IANNACO	Write-In							
Winslow W1 D1	Total	1204	581	48.26	412	7							
Winslow W1 D2	Total	1392	507	36.42	396	4							
Winslow W1 D3	Total	874	364	41.65	299	3							
Winslow W1 D4	Total	1562	650	41.61	523	2							
Winslow W1 D5	Total	1428	573	40.13	444	5							
Winslow W1 D6	Total	995	376	37.79	279	1							
Winslow Ward 1 Provisional	Total	0	86	0.00	67	1							
Winslow W1 Emergency Ballots	Total	0	0	0.00									
Winslow W2 D1	Total	2709	1007	37.17	765	1							
Winslow W2 D2	Total	1131	495	43.77	369	2							
Winslow W2 D3	Total	1868	634	33.94	483	3							
Winslow W2 D4	Total	1276	590	46.24	437	2							
Winslow W2 D5	Total	1241	493	39.73	354	4							
Winslow Ward 2 Provisional	Total	0	80	0.00	63								
Winslow W2 Emergency Ballots	Total	0	0	0.00									
Winslow W3 D1	Total	1627	582	35.77	454	1							
Winslow W3 D2	Total	1539	431	28.01	338	2							
Winslow W3 D3	Total	1484	367	24.73	276								
Winslow W3 D4	Total	1324	436	32.93	343	3							
Winslow W3 D5	Total	1506	574	38.11	436	2							
Winslow Ward 3 Provisional	Total	0	66	0.00	52								
Winslow W3 Emergency Ballots	Total	0	0	0.00									
Winslow W4 D1	Total	884	439	49.66	330	3							
Winslow W4 D2	Total	1914	596	31.14	471								
Winslow W4 D3	Total	2078	785	37.78	599	1							
Winslow W4 D4	Total	1406	538	38.26	415								
Winslow W4 D5	Total	1783	644	36.12	484	4							
Winslow Ward 4 Provisional	Total	0	115	0.00	86	1							
Winslow W4 Emergency Ballots	Total	0	0	0.00									
Winslow Twp	TC-Early Voting	31225	385	1.23	301								
Winslow Twp	TC-Emergency	31225	0	0.00									
Winslow Twp	TC-Machine	31225	6012	19.25	4237	28							
Winslow Twp	TC-Mail-In Ballot	31225	5265	16.86	4369	22							
Winslow Twp	TC-Provisional	31225	347	1.11	268	2							
Winslow Twp	Total	31225	12009	38.46	9175	52							
Total - TC-Early Voting		31225	385	1.23	301								
Total - TC-Emergency		31225	0	0.00									
Total - TC-Machine		31225	6012	19.25	4237	28							
Total - TC-Mail-In Ballot		31225	5265	16.86	4369	22							
Total - TC-Provisional		31225	347	1.11	268	2							
Contest Total		31225	12009	38.46	9175	52							

\*\*\* Indicates vote data was suppressed due to voter privacy settings.

# Contested Races with Write-In Candidates

## Hi-Nella Council – Vote for Two

Candidate	Candidate Type	Machine	Early Voting/ Mail-In/ Provisionals	Total	Winner
Robert Wise	On Ballot	82	85	167	X
Janet Williams	Write-in	2	0	2	X

## Barrington Board of Education – Vote for Three

Candidate	Candidate Type	Machine	Early Voting/ Mail-In/ Provisionals	Total	Winner
Noreen Kinkler	On Ballot	730	768	1,498	X
David Moore	Write-in	64	37	101	X
Kenneth Krupinski	Write-in	61	34	95	X
Jennifer Sands	Write-in	38	20	58	

## Bellmawr Board of Education – Vote for Two

Candidate	Candidate Type	Machine	Early Voting/ Mail-In/ Provisionals	Total	Winner
Bill Murraray	On Ballot	1,172	1,010	2,182	X
Timothy Joyce	Write-in	30	12	42	X
Brandon Roderick	Write-in	1	2	3	

## Berlin Township Board of Education – Vote for Three

Candidate	Candidate Type	Machine	Early Voting/ Mail-In/ Provisionals	Total	Winner
Michele Oriente	On Ballot	494	720	1,214	X
Scott Golden	On Ballot	482	704	1,186	X
Keith Jones	Write-in	0	4	4	X
Lindsey Shellenberger	Write-in	0	3	3	

**Clementon Board of Education Unexpired Term – Vote for One**

<b>Candidate</b>	<b>Candidate Type</b>	<b>Machine</b>	<b>Early Voting/ Mail-In/ Provisionals</b>	<b>Total</b>	<b>Winner</b>
David Gorgos	Write-in	2	0	2	
Alyssa Hunt	Write-in	2	0	2	
Christopher Oechsle	Write-in	2	0	2	
Lynn Lofland	Write-in	0	2	2	
Robert DelCamp	Write-in	0	2	2	

*\*Per statute, ties result in a vacant seat.*

**Clementon Board of Education – Vote for Three**

<b>Candidate</b>	<b>Candidate Type</b>	<b>Machine</b>	<b>Early Voting/ Mail-In/ Provisionals</b>	<b>Total</b>	<b>Winner</b>
Jordan Busch	On Ballot	336	335	671	X
Danielle Aubry	On Ballot	336	329	665	X
William Weyland	Write-in	2	0	2	
Juanita London	Write-in	0	2	2	
Rebecca Holloway	Write-in	0	2	2	

*\*Per statute, ties result in a vacant seat.*

**Gloucester City Board of Education – Vote for Three**

<b>Candidate</b>	<b>Candidate Type</b>	<b>Machine</b>	<b>Early Voting/ Mail-In/ Provisionals</b>	<b>Total</b>	<b>Winner</b>
Keith O'Donnell	On Ballot	922	759	1,681	X
Leon Harris	On Ballot	946	787	1,733	X
Harry Ulmer	Write-in	79	1	80	X
Kristin Kellogg	Write-in	20	2	22	

**Laurel Springs Board of Education – Vote for Three**

<b>Candidate</b>	<b>Candidate Type</b>	<b>Machine</b>	<b>Early Voting/ Mail-In/ Provisionals</b>	<b>Total</b>	<b>Winner</b>
Matthew Minder	On Ballot	250	212	462	X
Kimberley Brisbin	On Ballot	279	216	495	X
Carolyn Redstreak	Write-in	57	14	71	X
Victoria Owens	Write-in	16	1	17	

**Lawnside Board of Education Unexpired Term – Vote for One**

<b>Candidate</b>	<b>Candidate Type</b>	<b>Machine</b>	<b>Early Voting/ Mail-In/ Provisionals</b>	<b>Total</b>	<b>Winner</b>
Dajshia Gibson	Write-in	2	0	2	
William Jordan	Write-in	0	2	2	
John Chemello	Write-in	0	2	2	
India Criss	Write-in	1	1	2	

*\*Per statute, ties result in a vacant seat.*

**Lawnside Board of Education – Vote for Three**

<b>Candidate</b>	<b>Candidate Type</b>	<b>Machine</b>	<b>Early Voting/ Mail-In/ Provisionals</b>	<b>Total</b>	<b>Winner</b>
Fatimah Hayes	On Ballot	220	302	522	X
India Criss	Write-in	2	0	2	
Chanelle Arterbridge	Write-in	0	2	2	
Muneerah Higgs	Write-in	0	2	2	
William Jordan	Write-in	0	2	2	

*\*Per statute, ties result in a vacant seat.*



**Merchantville Board of Education – Vote for Three**

<b>Candidate</b>	<b>Candidate Type</b>	<b>Machine</b>	<b>Early Voting/ Mail-In/ Provisionals</b>	<b>Total</b>	<b>Winner</b>
Amanda Aaron	On Ballot	327	417	744	X
Anne Marchessault	Write-in	49	39	88	X
Ryan Plotcher	Write-in	41	23	64	
Ruby DelaRosa	Write-in	40	58	98	X

**Oaklyn Board of Education – Vote for Three**

<b>Candidate</b>	<b>Candidate Type</b>	<b>Machine</b>	<b>Early Voting/ Mail-In/ Provisionals</b>	<b>Total</b>	<b>Winner</b>
Todd Schaefer	On Ballot	527	440	967	X
William T. Status	On Ballot	500	429	929	X
David Wright	Write-in	28	22	50	X
Robert Fink	Write-in	6	7	13	
Jennifer Ritondo	Write-in	8	1	9	

**Pine Hill Board of Education – Vote for Three**

<b>Candidate</b>	<b>Candidate Type</b>	<b>Machine</b>	<b>Early Voting/ Mail-In/ Provisionals</b>	<b>Total</b>	<b>Winner</b>
Robert Rozzelle	On Ballot	803	720	1,523	X
Christine Boyd	On Ballot	811	766	1,577	X
Robert Stroup	Write-in	7	0	7	X


**Somerdale Board of Education Unexpired Term – Vote for One**

<b>Candidate</b>	<b>Candidate Type</b>	<b>Machine</b>	<b>Early Voting/ Mail-In/ Provisionals</b>	<b>Total</b>	<b>Winner</b>
Jessie Klenk	Write-in	1	2	3	X

**Waterford Board of Education – Vote for Three**

<b>Candidate</b>	<b>Candidate Type</b>	<b>Machine</b>	<b>Early Voting/ Mail-In/ Provisionals</b>	<b>Total</b>	<b>Winner</b>
Thomas A. Leach	On Ballot	1,126	955	2,081	X
Daniel Hoover	On Ballot	1,110	940	2,050	X
Jason Galante	Write-in	130	38	168	X
Abigail Hull	Write-in	0	7	7	
Lauren Kirk	Write-in	0	7	7	
Kristen Casey	Write-in	4	0	4	

CAM\_20221108\_E  
November 8, 2022  
Write-in Detail by Political Subdivision  
Camden County




Political Subdivision: Congressional Dist 1

Write-in Name	Machine	Vote Tag
MARODESANTIS	25004	XNCMN
BRANDON	25004	XNNRX
TROY JURIMAS	25009	XNCCT
JENNIFER ARASIM	25012	XNCTR
STEVEN MATHIEW BRODZIK	25022	XNCJT
JOHN SHERIDAN	25043	XNJTT
MARIO DESANTIS	25072	XNJTH
CLAIRE GUSTAFSON	25076	XNNHR
WILLIAM THOMASHERSKY III	25081	XNCRN
DAVID SMITH	25084	XNNCR
ANDY KIM	25090	XNCHF
VIKTOR LAWSON	25090	XNRFX
SEAN T CONWAY	25120	XNCFE
MIKE TAXATION IS THEFT W	25129	XNCMJ
MARIO DESANTIS	25133	XNHFT
TAWANDA JONES	25133	XNJFR
MICHAEL DOUGHERTY	25143	XNCMT
CHRISREICHRDT	25144	XNCCX
RICK	25164	XNRM
SEAN STIELOW	25177	XNCMZ
DONALD NORCROSS	25185	XNRM
JOE BURKE	25194	XNJZF
NJ PAROLE SUX	25197	XNRFV
SAGE LOBIANCO	25198	XNTR
MATTHEW SCHMITT	25207	XNCMX
MICHAEL MERCER	25218	XNJZH
BEN PERLOFF	25222	XNJZC
JASON KAISER	25231	XNNHZ
WILLIAM JEZIOR	25234	XNCMC
MARTIN J FARRELL	25243	XNNRM
BRIAN LAWRENCE	25259	XNCCR
STACEY ABRAMS	25262	XNJZE
JACKALYN	25305	XNCMC
RAY DALIO	25312	XNCRZ
YASHUA CHRIST	25323	XNHFV
VOID	25333	XNCCT
JAMIE CASEY	25342	XNJHH
DONALD TRUMP	25343	XNCJC
CHUCK PARK	25351	XNCFN

November 09, 2022 5:15 PM

Page 1 of 101

CAM\_20221108\_E  
November 8, 2022  
Write-in Detail by Political Subdivision  
Camden County



Political Subdivision: Congressional Dist 1

Write-in Name	Machine	Vote Tag
JOHN	25352	XNNRN
TAMIA-INGALLS	25387	XNHXT
BRYANT ALBERT	25396	XNJZZ
KURT SPORER	25398	XNNRN
ALYSSA	25406	XNHF
SOCIALIST PARTY	25430	XNCRH
SPENCER CHORNEY	25431	XNNRC
KATE MUHL	25448	XNRFH
JIM MALEY	25455	XNHFN
MARIO DESANTIS	25455	XNNHX
MARODESANTIS	25456	XNNRR
MICHAEL MULLER	25457	XNCCX
JOHN SHERIDAN	25457	XNCRZ
ME	25476	XNCMT
JUAN-ESTRADA	25498	XNHFJ
FLAMUR RAMA	25504	XNCCZ
KATE BURNS	25511	XNJZT
ALEX LAW	25516	XNJFF
ROBERT A WOLFE, JR	25520	XNNRN
ANYONE BUT NORCROSS	25537	XNCHT
CHRISTINA PERLOFF	25547	XNCMH
TAMIKA	25556	XNCCN
BINDI	25562	XNNRM
AJ BROWN	25562	XNNRR
FRANK ZAPPA	25576	XNNRM
DEAN YEATER	25597	XNJFU
MARK JONES	25602	XNNHX
SANDERS	25612	XNNRC
JULIE KETOSER	25621	XNCCF
WILLIAM UPHAM JR	25647	XNCRH
ANGELA M BROWN	25651	XNCJJ
NORCROSS	25683	XNNHC
JOE MCMAHON	25695	XNJTH
JACOB FLORICH	25710	XNCH
GARY BOBO	25710	XNCH
VOID	25715	XNRFH
MICKEY MOUSE	25730	XNCMZ
JUWANNA BLOWMEE	25743	XNCRH
JAMES R DILORETO	25744	XNNMT

November 09, 2022 5:15 PM

Page 2 of 101

**CAM\_20221108\_E**  
November 8, 2022  
**Write-in Detail by Political Subdivision**  
Camden County

**Board of County Commissioners**  
Vote for Two

Political Subdivision: Write-in Name	County	Machine	Vote for Two	Machine	Vote for Two	Vote Tag
WIM SCHRIEKS		25133		25133		XNHFT
REBECCA HOLLOWAY		25133		25133		XNHFT
BECKY FLETCHER HOLLOWAY		25134		25134		XNRM
MCDONNELL		25185		25185		XNRM
JAMES-CA TRAMBONE		25194		25194		XNHR
ILISE FEITSHANS		25201		25201		XNRFH
ILISE FEITSHANS		25201		25201		XNRFH
MATTHEW WILLIAMS		25207		25207		XNCMX
WINKY		25209		25209		XNCT
MICHAEL MERCER		25218		25218		XNJZH
MICHAEL MERCER		25218		25218		XNJZH
ANYONE-NEW		25237		25237		XNJZH
OPRAH		25237		25237		XNJZH
PETER GALLAGHER		25243		25243		XNRM
PAUL AUDINO		25243		25243		XNRM
GOD		25256		25256		XNRR
GOD		25256		25256		XNRR
BRIAN LAWRENCE		25259		25259		XNCR
OCTAVIA BUTLER		25262		25262		XNJRZ
SERENA WILLIAMS		25262		25262		XNJRZ
BELLA FRANCESCONI		25268		25268		XNCH
GIOLINA FRANCESCONI		25268		25268		XNCH
WHITE-REPLACEMENT-DENIER		25289		25289		XNJRH
SUSAN LORE		25295		25295		XNJZH
RAY DALIO		25312		25312		XNCRZ
YASHUA CHRIST		25323		25323		XNHF
YASHUA CHRIST		25323		25323		XNHF
IAN SCHULTZ		25342		25342		XNJHH
NILDA COTRINA		25344		25344		XNCCJ
NILDA COTRINA		25344		25344		XNCCJ
JOHN		25352		25352		XNRRN
JAY		25352		25352		XNRRN
VEDRA CHANDLER		25360		25360		XNCRM
ERIN JOHNSON		25360		25360		XNCRM
VICTOR RIVERA		25360		25360		XNHTM
CUSTIS ELTON		25367		25367		XNRM
ELTON CUSTIS		25367		25367		XNRM
ORLANDO CHANDLER		25384		25384		XNHF
MARK KLEINER		25399		25399		XNMMR

November 09, 2022 5:15 PM  
Page 4 of 101

**CAM\_20221108\_E**  
November 8, 2022  
**Write-in Detail by Political Subdivision**  
Camden County

**House of Representatives 1st District**  
Vote for One

Political Subdivision: Write-in Name	Congressional Dist 1	Machine	Vote for One	Machine	Vote for One	Vote Tag
HOMER SIMPSON		25756		25756		XNCJC
MIKE BORZILLO ADVOCARE		25775		25775		XNRM

**Board of County Commissioners**  
Vote for Two

Political Subdivision: Write-in Name	County	Machine	Vote for Two	Machine	Vote for Two	Vote Tag
VEDRA CHANDLER		25035		25035		XNRR
ERIN JOHNSON		25035		25035		XNRR
DELVIN WILLIAMS		25036		25036		XNJZH
TERRI WILLIAMS		25036		25036		XNJZH
ANDREW		25042		25042		XNHF
LEWIS KATZ		25043		25043		XNJTT
LUIS GONZALEZ		25050		25050		XNHF
BRO. ZAWDIE ABDUL-MALIK		25057		25057		XNCMT
BRO. ZAWDIE ABDUL-MALIK		25057		25057		XNCMT
ANTHONEY OBASI		25059		25059		XNCMM
MICHELLE OBASI		25059		25059		XNCMM
SEAN MCGOWAN		25075		25075		XNRMF
JOE MILLER		25076		25076		XNHR
IAN GILL		25090		25090		XNJHU
NELSON G NEGRONI		25091		25091		XNCTR
CARMEN-G-RODRIGUEZ		25093		25093		XNJZF
NICHOLAS GAUDIO		25093		25093		XNJZF
ASHLEY-CAMERON-GLEEZEN		25097		25097		XNCMX
CARA PEARSALL		25105		25105		XNCJC
IAN		25105		25105		XNCJC
IAN		25105		25105		XNCJC
GREG LEHMKUHL		25105		25105		XNHF
JAY LASSITER		25105		25105		XNHF
KIM-KALITN		25116		25116		XNHTH
GRITTY		25129		25129		XNCMJ
ME		25129		25129		XNCMJ
WIM SHRIEKS		25130		25130		XNJHC
KATE DELANY		25130		25130		XNJHC
TRACY MCHUGH		25132		25132		XNRM
JASON LASSITER		25132		25132		XNRM
JOHN MADDEN		25133		25133		XNCCX

November 09, 2022 5:15 PM  
Page 3 of 101

**CAM\_20221108\_E**  
**November 8, 2022**  
**Write-in Detail by Political Subdivision**  
**Camden County**

**Board of County Commissioners**  
**Vote for Two**

Political Subdivision: Write-in Name	County	Machine	Voter Tag
SUZANNE PAUL		25696	XNNHZ
ALEX LAW		25713	XNCOR
APRIL CORNEJO		25713	XNCOR
BRYCE HARPER		25750	XNHFM
NICHOLAS GUADIO JR.		25775	XNNHZ
ASHLEY CAMERON-GLEEZEN		25775	XNNHZ
TODD MALON ADVOCARE		25775	XNRM

**Local BOE Audubon BororPark UNEX**  
**Vote for One**

Political Subdivision: Write-in Name	Audubon School District	Machine	Voter Tag
PAUL-GEORGES		25000	XNRMF
PHIL KEAGGY		25001	XNCMX
ERIC ANDERSEN		25001	XNJTX
CHRISTINE-CARTER		25001	XNJZZ
DEREK DINALLI		25002	XNCMZ
KELLY TOMEO		25002	XNCRR
KELLY TOMEO		25004	XNRCN
LETSGO		25004	XNRRX
BRIAN KIRK		25006	XNCMH
FELIX-BOCCHICCHIO		25007	XNCCX
AMMIE L DAVIS		25007	XNCJH
KANYE WEST		25007	XNJTN
HAN SOLO		25325	XNNHH
CHRISTINE CARTER		25326	XNCHT
AMANDA-DOONE		25327	XNHFM
KELLY TOMEO		25327	XNCH
MARGIE TOMASELLI		25327	XNNRH
JAMES MCCARVILL		25327	XNRFN
JOE KAISER		25328	XNNRN
JOE BLOW		25331	XNJFM
ME		25332	XNCMH
ALICIA ST JOHN		25332	XNRRF

**CAM\_20221108\_E**  
**November 8, 2022**  
**Write-in Detail by Political Subdivision**  
**Camden County**

**Board of County Commissioners**  
**Vote for Two**

Political Subdivision: Write-in Name	County	Machine	Voter Tag
CHRISTAL NAHUI		25404	XNJMR
REBECCA HOLLOWAY		25416	XNRMF
MICHAEL HOLLAND		25417	XNJTX
MICHAEL HOLLAND		25417	XNJTX
NICHOLAS GAUDIO, JR.		25418	XNRMZ
ASHLEY CAMERON-GLEEZEN		25418	XNRMZ
JOSEPH PELLEGRINO		25429	XNCJC
BRENDA SYMER		25449	XNCCZ
MAGGIE SYMER		25449	XNCCZ
SARAH TATE		25451	XNRFX
NICHOLAS CAPEZZA		25451	XNRFX
WIM		25457	XNCCX
KATE DELANEY		25457	XNCCX
KEITH KALBACH		25473	XNJFZ
ME		25476	XNMT
ME		25476	XNMT
MICHAELARGAROLI		25476	XNJCZ
MIKE EHRIE		25479	XNCRM
MAYER EATS COCK		25489	XNRCF
DONNY CAN SUCK IT		25489	XNRCF
HOWARD WILSON		25489	XNRRR
DAN AARON		25511	XNJZT
KEN HILDEBRANDT		25516	XNCCC
CHRIS LINA		25519	XNCJM
CHARLIE DEKKER		25522	XNJTT
DAVE CEPAS		25522	XNJTT
MICHAEL MERCER		25543	XNCCT
TONY-PIZZO		25550	XNCCX
NICOLE		25562	XNRFX
AJ BROWN		25562	XNRRR
MICKEY MOUSE		25576	XNRRM
DONALD DUCK		25576	XNRRM
JAY GALANTE		25639	XNJFC
ZACHARY BEACH		25643	XNHFZ
BOB		25666	XNJRT
DAVID ZARAZUA		25670	XNNMJ
ALVIN ZARAZUA		25670	XNNMJ
JERALDO FUENTES		25685	XNRRX
CARMEN G. RODRIGUEZ		25686	XNCRC

CAM\_20221108\_E  
November 8, 2022  
Write-in Detail by Political Subdivision  
Camden County

Audubon Park Mayor  
Vote for One

Political Subdivision: Write-in Name	Audubon Park	Machine	Vote for One	Machine	Vote for One	Machine	Vote for One
NOT LARRY		25333		25333		25333	XNHTT
ROB THOMSON		25333		25333		25333	XNRRJ

Audubon Park Council  
Vote for Two

Political Subdivision: Write-in Name	Audubon Park	Machine	Vote for Two	Machine	Vote for Two	Machine	Vote for Two
LISA GALLIANO		25008		25008		25008	XNHTX
DYMITR GALLIANO		25008		25008		25008	XNHTX
THOMAS-LEONARD		25333		25333		25333	XNVRT

Barrington Council  
Vote for Two

Political Subdivision: Write-in Name	Barrington	Machine	Vote for Two	Machine	Vote for Two	Machine	Vote for Two
KENNETH KRUPINSKI		25009		25009		25009	XNHTJ
CHARLIE-PUKH		25009		25009		25009	XNJJN
TRUMP		25009		25009		25009	XNJJN
JOHN ROMANO JR		25011		25011		25011	XNCCT
BOB KLAUS JR		25011		25011		25011	XNRFN
KEN-KRUPINSKI		25337		25337		25337	XNCRM
RICH KING		25337		25337		25337	XNHTN
FRANK STAMATO		25732		25732		25732	XNJFH
KENNETH KRUPINSKI		25732		25732		25732	XNRMX

Local BOE - Barrington Boro  
Vote for Three

Political Subdivision: Write-in Name	Barrington	Machine	Vote for Three	Machine	Vote for Three	Machine	Vote for Three
TROY JURIMAS		25009		25009		25009	XNCCT
DAVID MOORE		25009		25009		25009	XNCFE
KENNETH KRUPINSKI		25009		25009		25009	XNCFE
JENNIFER SANOS		25009		25009		25009	XNCFN
MARKLAZZARO		25009		25009		25009	XNCHU
JOE-INVERSO		25009		25009		25009	XNCJT
JENNIFER-SANDS		25009		25009		25009	XNCJT

CAM\_20221108\_E  
November 8, 2022  
Write-in Detail by Political Subdivision  
Camden County

Local BOE-Audubon Boro/Park  
Vote for Three

Political Subdivision: Write-in Name	Audubon School District	Machine	Vote for Three	Machine	Vote for Three	Machine	Vote for Three
PAUL-GEORGES		25000		25000		25000	XNRMF
DAVE KRAJEWSKI		25001		25001		25001	XNJTJ
TOM KILVINGTON		25001		25001		25001	XNJTJ
AMANDA CLETTI		25001		25001		25001	XNHHH
BRIAN KIRK		25006		25006		25006	XNCMH
LISA GALLIANO		25008		25008		25008	XNHTX
DYMITR GALLIANO		25008		25008		25008	XNHTX
MICHAEL MYLES		25325		25325		25325	XNCCC
GEORGES PAUL		25325		25325		25325	XNCMZ
JOHN CILETTI		25326		25326		25326	XNHTT
MARGIE TOMASELLI		25327		25327		25327	XNRRH
KELLY-TOMEIO		25328		25328		25328	XNJRR
VANESSA-WHALEN		25328		25328		25328	XNJRR
LILLIAN CLEARY		25328		25328		25328	XNJTN
Q		25329		25329		25329	XNHTF
LINDA		25329		25329		25329	XNHTF
S		25329		25329		25329	XNHTF
BILL ANDERSON		25330		25330		25330	XNCMZ
KARRI ANTHONY		25331		25331		25331	XNMIN
JESUS		25332		25332		25332	XNCZG
ME		25332		25332		25332	XNCMH
ME		25332		25332		25332	XNCMH
NANCY COLLETTI		25332		25332		25332	XNCMT
ALICIA ST JOHN		25332		25332		25332	XNRRF
STEVE RADIE		25332		25332		25332	XNRRF
ALICIA ST JOHN		25332		25332		25332	XNRRF
BAILEY HEINEY		25333		25333		25333	XNCJR
CHARIS LEWIS		25333		25333		25333	XNCJR
KATE SULLIVAN		25333		25333		25333	XNCJR

Audubon Park Mayor  
Vote for One

Political Subdivision: Write-in Name	Audubon Park	Machine	Vote for One	Machine	Vote for One	Machine	Vote for One
CHRIS STOKES		25008		25008		25008	XNCRN
ED ABELE		25008		25008		25008	XNCRZ
BETH MOONEY		25008		25008		25008	XNHTT
NOT LARRY		25008		25008		25008	XNRRX

CAM\_20221108\_E  
November 8, 2022  
Write-in Detail by Political Subdivision  
Camden County

Local BOE- Barrington Boro  
Vote for Three

Political Subdivision: Write-in Name	Machine	Machine	Write-in Name	Machine	Write-in Name	Machine
DAVID MOORE	25009	XNRF	DAVID MOORE	25010	XNRF	
KEN KRUPINSKI	25009	XNRF	KEN KRUPINSKI	25010	XNRF	
KENNETH KRUPINSKI	25009	XNRF	KENNETH KRUPINSKI	25010	XNRF	
DON BALDI	25009	XNRF	DAVID MOORE	25010	XNRF	
JEN BALDI	25009	XNRF	KEN R	25010	XNRF	
DAVID MOORE	25009	XNRF	MOORE	25010	XNRF	
KENNETH KRUPINSKI	25009	XNRF	DAVID MOORE	25010	XNRF	
DAVID MOORE	25009	XNRF	KENNETH KRUPINSKI	25010	XNRF	
KENNETH KRUPINSKI	25009	XNRF	PETE GEHRING	25010	XNRF	
ERIN HENNESSY	25009	XNRF	JENNIFERSANDS	25010	XNRF	
KEN KRUPINSKI	25009	XNRF	JENNIFER LAFINSKI SANDS	25010	XNRF	
JOE INVERSO	25009	XNRF	KENNETH KRUPINSKI	25010	XNRF	
FREDDIE MERCURY	25009	XNRF	JENNIFER LAFINSKI SANDS	25010	XNRF	
CHRIS LINA	25009	XNRF	ERIN HENNESSY	25010	XNRF	
ERIN HEINE	25009	XNRF	DAWN-STOLTE	25010	XNRF	
DAVID MOORE	25009	XNRF	DAVID MOORE	25010	XNRF	
KENNETH W KRUPINSKI	25009	XNRF	KENNETH KRUPINSKI	25010	XNRF	
MOORE	25009	XNRF	DAVID MOORE	25010	XNRF	
HEATHER KLARMANN	25009	XNRF	KENNETH KRUPINSKI	25010	XNRF	
KENNETH KRUPINSKI	25009	XNRF	DAVID MOORE	25010	XNRF	
MOORE	25009	XNRF	ROBERT KLOPP	25010	XNRF	
KARPINSKI	25009	XNRF	JENNIFER SANDS	25010	XNRF	
DAVID MOORE	25009	XNRF	MIKE DRUMM	25010	XNRF	
KENNETH KRUPINSKI	25009	XNRF	MIKE DRUMM	25010	XNRF	
JEN SANDS	25009	XNRF	MIKE DRUMM	25010	XNRF	
JENNIFER SANDS	25009	XNRF	LARA FARROKH	25010	XNRF	
KELLY MCHUGH	25009	XNRF	PATRICK KNOX	25010	XNRF	
DAVID MOORE	25009	XNRF	JENNIFER SANDS	25010	XNRF	
KENNETH KRUPINSKI	25009	XNRF	NATEKBELL	25010	XNRF	
KENNETH KRUPINSKI	25009	XNRF	JEN SANDS	25010	XNRF	
DAVID MOORE	25009	XNRF	ERIN HENNESSY	25010	XNRF	
JENNIFER SANDS	25009	XNRF	JENNIFER SANDS	25010	XNRF	
MOORE	25009	XNRF	NOREEN KINKLER	25010	XNRF	
DAVE MOORE	25009	XNRF	JOHN ROMANO JR	25010	XNRF	
JENNIFER LAFINSKI SANDS	25009	XNRF	JOHN	25010	XNRF	
DAVID MOORE	25009	XNRF	DAVID MOORE	25010	XNRF	
KENNETH KRUPINSKI	25009	XNRF	KENNETH KRUPINSKI	25010	XNRF	
BETSY MCCORMAC	25009	XNRF	DAVID MOORE	25010	XNRF	
KENNETH KRUPINSKI	25009	XNRF	KENNETH KRUPINSKI	25010	XNRF	

CAM\_20221108\_E  
November 8, 2022  
Write-in Detail by Political Subdivision  
Camden County

Local BOE- Barrington Boro  
Vote for Three

Political Subdivision: Write-in Name	Machine	Machine	Write-in Name	Machine	Write-in Name	Machine
DAVID MOORE	25009	XNCJZ	DAVID MOORE	25009	XNCJZ	
KENNETH KRUPINSKI	25009	XNCJZ	KENNETH KRUPINSKI	25009	XNCJZ	
KEN KRUPINSKI	25009	XNCMH	KEN KRUPINSKI	25009	XNCMH	
DON BALDI	25009	XNCMT	DON BALDI	25009	XNCMT	
JEN BALDI	25009	XNCRF	JEN BALDI	25009	XNCRF	
DAVID MOORE	25009	XNCRF	DAVID MOORE	25009	XNCRF	
KENNETH KRUPINSKI	25009	XNCRN	KENNETH KRUPINSKI	25009	XNCRN	
DAVID MOORE	25009	XNCRN	DAVID MOORE	25009	XNCRN	
KENNETH KRUPINSKI	25009	XNCRN	KENNETH KRUPINSKI	25009	XNCRN	
ERIN HENNESSY	25009	XNCRN	ERIN HENNESSY	25009	XNCRN	
KEN KRUPINSKI	25009	XNCRN	KEN KRUPINSKI	25009	XNCRN	
JOE INVERSO	25009	XNCRN	JOE INVERSO	25009	XNCRN	
FREDDIE MERCURY	25009	XNCRN	FREDDIE MERCURY	25009	XNCRN	
CHRIS LINA	25009	XNCRN	CHRIS LINA	25009	XNCRN	
ERIN HEINE	25009	XNCRN	ERIN HEINE	25009	XNCRN	
DAVID MOORE	25009	XNCRN	DAVID MOORE	25009	XNCRN	
KENNETH W KRUPINSKI	25009	XNCRN	KENNETH W KRUPINSKI	25009	XNCRN	
MOORE	25009	XNCRN	MOORE	25009	XNCRN	
HEATHER KLARMANN	25009	XNCRN	HEATHER KLARMANN	25009	XNCRN	
KENNETH KRUPINSKI	25009	XNCRN	KENNETH KRUPINSKI	25009	XNCRN	
MOORE	25009	XNCRN	MOORE	25009	XNCRN	
KARPINSKI	25009	XNCRN	KARPINSKI	25009	XNCRN	
DAVID MOORE	25009	XNCRN	DAVID MOORE	25009	XNCRN	
KENNETH KRUPINSKI	25009	XNCRN	KENNETH KRUPINSKI	25009	XNCRN	
JEN SANDS	25009	XNCRN	JEN SANDS	25009	XNCRN	
JENNIFER SANDS	25009	XNCRN	JENNIFER SANDS	25009	XNCRN	
KELLY MCHUGH	25009	XNCRN	KELLY MCHUGH	25009	XNCRN	
DAVID MOORE	25009	XNCRN	DAVID MOORE	25009	XNCRN	
KENNETH KRUPINSKI	25009	XNCRN	KENNETH KRUPINSKI	25009	XNCRN	
KENNETH KRUPINSKI	25009	XNCRN	KENNETH KRUPINSKI	25009	XNCRN	
DAVID MOORE	25009	XNCRN	DAVID MOORE	25009	XNCRN	
JENNIFER SANDS	25009	XNCRN	JENNIFER SANDS	25009	XNCRN	
MOORE	25009	XNCRN	MOORE	25009	XNCRN	
DAVE MOORE	25009	XNCRN	DAVE MOORE	25009	XNCRN	
JENNIFER LAFINSKI SANDS	25009	XNCRN	JENNIFER LAFINSKI SANDS	25009	XNCRN	
DAVID MOORE	25009	XNCRN	DAVID MOORE	25009	XNCRN	
KENNETH KRUPINSKI	25009	XNCRN	KENNETH KRUPINSKI	25009	XNCRN	
BETSY MCCORMAC	25009	XNCRN	BETSY MCCORMAC	25009	XNCRN	
KENNETH KRUPINSKI	25009	XNCRN	KENNETH KRUPINSKI	25009	XNCRN	





CAM_20221108_E November 8, 2022 Write-in Detail by Political Subdivision Camden County				
Local BOE- Barrington Boro				
Political Subdivision:	Write-in Name	Machine	Vote for Three	Vote for Tag
Barrington	JENNIFER SANDS	25338		XNCJH
	DAVID MOORE	25338		XNCJR
	KENNETH KRUPINSKI	25338		XNCJR
	JENN SANDS	25338		XNCMT
	TIFFANY ESTRADA	25338		XNCMX
	TIFFANY ESTRADA	25338		XNCMX
	JENNIFER SANDS	25338		XNCRR
	JENNIFER SANDS	25338		XNCRT
	KENNETH KRUPINSKI	25338		XNHFF
	DAVID C MOORE	25338		XNHFT
	DAVID MOORE	25338		XNHHT
	KEVIN KRUPINSKI	25338		XNHHT
	ADAM ELGART	25338		XNHNT
	ADAM ELGART	25338		XNHNT
	ADAM ELGART	25338		XNHNT
	MARK-PENNISI	25338		XNJTF
	ERIN HENNESSY	25338		XNJZC
	JENNIFER SANDS	25338		XNJZC
	JEN SANDS	25338		XNJZC
	JEN SANDS	25338		XNJZC
	JEN WAXMAN	25338		XNNHC
	JEN WAXMAN	25338		XNNHC
	DAVID C MOORE	25338		XNNHF
	KENNETH KRUPINSKI	25338		XNNHM
	DAVID MOORE	25338		XNNHM
	SUSAN ELEY	25338		XNNMX
	BENJAMIN ELEY	25338		XNNMX
	BRETT HOFFMAN	25338		XNNRT
	KIM KELLOG	25338		XNRFJ
	JENNIFER SANDS	25338		XNRFN
	ALEXANDRIA MCCORMICK	25338		XNRFX
	PATRICK WHALEN	25338		XNRFX
	STEPHEN TETT	25338		XNRFX
	DAVID MOORE	25338		XNCF
	STEVE DOLINSKI	25732		XNCHM
	IANMUENZENBERGER	25732		XNCHM
	DAVID-MOORE	25732		XNCHN
	KENNETH-KRUPINSKI	25732		XNCHN
	JEN SANDS	25732		XNCHT
	KENNETH KRUPINSKI	25732		XNCFM

CAM_20221108_E November 8, 2022 Write-in Detail by Political Subdivision Camden County				
Local BOE- Barrington Boro				
Political Subdivision:	Write-in Name	Machine	Vote for Three	Vote for Tag
Barrington	JEN SANDS	25336		XNCC
	KENNETH-KRUPINSKI	25336		XNNHC
	DAVID-MOORE	25336		XNNHC
	KENNETH-KRUPINSKI	25336		XNNMJ
	DAVID MOORE	25336		XNNMJ
	JOE INVERSO	25336		XNNRX
	BRETTON WEBSTER	25336		XNNRX
	MICHELLE WEBSTER	25336		XNNRX
	KENKRUPINSKI	25336		XNRFH
	DAVID MOORE	25336		XNRMX
	KENNETH KRUPINSKI	25336		XNRMX
	DAVID MOORE	25336		XNRMZ
	DAVID MOORE	25337		XNCCZ
	KENNETH KRUPINSKI	25337		XNCCZ
	JEN-SANDS	25337		XNCJR
	DAVID MOORE	25337		XNCJR
	KEN KRUPINSKI	25337		XNCRJ
	DAVID-MOORE	25337		XNCRM
	KEN-KRUPINSKI	25337		XNCRM
	DOMINIC CLINE	25337		XNCRX
	STEVE	25337		XNHNT
	DAVID MOORE	25337		XNHNT
	DAVID MOORE	25337		XNJZZ
	KENNETH KRUPINSKI	25337		XNJZZ
	DAVID MOORE	25337		XNNHF
	KENNETH KRUPINSKI	25337		XNNHF
	KENNETH KRUPINSKI	25337		XNNHJ
	DAVID MOORE	25337		XNNHU
	DAVID MORE	25337		XNNHR
	KELLY MCHUGH	25337		XNNHR
	JENNIFER SANDS	25337		XNNMC
	KENNETH KRUPINSKI	25337		XNNMZ
	DAVID MOORE	25337		XNRFX
	DAVID MOORE	25337		XNRFX
	KENNETH KRUPINSKI	25337		XNRFX
	PEGGY BARR	25338		XNCCH
	JENNIFER-SANDS	25338		XNCC
	JENN SANDS	25338		XNCFM
	LATE NATE	25338		XNCFM

**CAM\_20221108\_E**  
November 8, 2022  
Write-in Detail by Political Subdivision  
Camden County

Local BOE- Barrington Boro  
Vote for Three

Political Subdivision: Write-in Name	Barrington	Machine	Vote for Three	Machine	Vote for Three
DAVID MOORE		25732	XNRMX		
DAVID MOORE		25732	XNRRM		

Belmawr Mayor  
Vote for One

Political Subdivision: Write-in Name	Belmawr	Machine	Vote for One	Machine	Vote for One
JOE CAPIZZI		25344	XNHTR		
CHARLES DEVLIN		25345	XNCCF		
DUMBO		25345	XNCJC		

Belmawr Council  
Vote for Two

Political Subdivision: Write-in Name	Belmawr	Machine	Vote for Two	Machine	Vote for Two
MIKE HACKETT		25014	XNCRZ		
JASON HIGGINS		25017	XNHTH		
JAMES CARTY		25019	XNNHJ		
JAMES CARTY		25344	XNUTR		
NILDA COTRINA		25344	XNNCJ		
K		25345	XNCJC		
MICHAEL DRAHAM		25345	XNNRC		
BERNIE SANDERS		25769	XNHFH		

Belmawr Council UNEX  
Vote For One

Political Subdivision: Write-in Name	Belmawr	Machine	Vote For One	Machine	Vote For One
MICHAEL ALVORD		25014	XNJTN		
JAMES CARTY		25341	XNRFJ		
JOE CAPIZZI		25344	XNHTR		
ANYONEELSE		25345	XNCJC		
MICHAEL ALVORD		25769	XNNHM		

November 09, 2022 5:15 PM Page 16 of 101

**CAM\_20221108\_E**  
November 8, 2022  
Write-in Detail by Political Subdivision  
Camden County

Local BOE- Barrington Boro  
Vote for Three

Political Subdivision: Write-in Name	Barrington	Machine	Vote for Three	Machine	Vote for Three
DAVID MOORE		25732	XNCMH		
KEN KRUPINSKI		25732	XNCMX		
KELLY MCHUGH		25732	XNCMX		
KELLY MCHUGH		25732	XNCRM		
KEN KURPINSKI		25732	XNCRN		
JOE TURSI		25732	XNCRN		
JOHN JOE		25732	XNCRN		
KELLY MCHUGH		25732	XNCRR		
ERIN HENNESSY		25732	XNHFH		
KEN KRUPINSKI		25732	XNHFN		
DAVID MOORE		25732	XNHFN		
ERIN HENNESSY		25732	XNHTH		
KELLY MCHUGH		25732	XNHHT		
KELLY MCHUGH		25732	XNHHT		
JENNIFER SANDS		25732	XNJFC		
JOE INVERSO		25732	XNJFC		
HEATHER KLARMANN		25732	XNJRC		
KRUPINSKI		25732	XNJTM		
MOORE		25732	XNJTM		
JOE		25732	XNJTM		
KELLY MCHUGH		25732	XNNHJ		
JENNIFER SANDS		25732	XNNHH		
KENNETH KRUPINSKI		25732	XNNHH		
DAVID MOORE		25732	XNNHR		
DAVID		25732	XNNHR		
DAVID MOORE		25732	XNNMH		
KENNETH KRUPINSKI		25732	XNNMH		
ERIN HENNESSY		25732	XNNMR		
JENNIFER LAPINSKI SANDS		25732	XNNMR		
NA		25732	XNNMT		
NA		25732	XNNMT		
JEN SANDR		25732	XNNRF		
JOE RIGLER		25732	XNNRJ		
MIKE SEELEY		25732	XNNRJ		
DAVID MOORE		25732	XNRFN		
KENNETH KRUPINSKI		25732	XNRFN		
MICHAEL DIEDRICH		25732	XNRFN		
KATHY DIEDICH		25732	XNRFN		
KENNETH KRUPINSKI		25732	XNRFN		

November 09, 2022 5:15 PM Page 15 of 101

**CAM\_20221108\_E**  
**November 8, 2022**  
**Write-in Detail by Political Subdivision**  
**Camden County**

Local BOE- Bellmawr Boro  
 Vote for Two

Political Subdivision: Write-in Name	Machine	Ballmawr	Vote for Two	Ballmawr	Vote for Two
ERIC HOBAN	25014		XNJZT		
RON HENRY	25014		XNNHJ		
TIMOTHY JOYCE	25014		XNNHN		
BRANDON-RODERICK	25014		XNNRR		
BRIAN BESWICK	25015		XNCCH		
COURTNEY CIFUNI	25015		XNCCJ		
TJ JOYCE	25015		XNHFF		
TIMOTHY JOYCE	25015		XNHTX		
TIMOTHY JOYCE	25015		XNJFC		
BILL GROFF	25015		XNRFC		
DAFFY DUCK	25015		XNRFC		
TIMOTHY JOYCE	25016		XNCRN		
BRADLEY REHN	25016		XNHTC		
THOMAS MTOHELL	25016		XNHTZ		
RON HENRY	25016		XNNRC		
JASON HIGGINS	25016		XNRMX		
JOHN KOCIUBA	25017		XNHFFZ		
TJ JOYCE	25017		XNHTH		
PAUL SANDROCK	25017		XNJFX		
DONALD DUCK	25017		XNJMC		
KELLY DRAHAM	25017		XNJTC		
KELLY DRAHAM	25017		XNJTC		
TIMOTHY JOYCE	25017		XNRFC		
TOHY JOYCE	25017		XNRFX		
DONALD J TRUMP	25018		XNCCM		
TIMOTHY JOYCE	25018		XNCHH		
TIMOTHY JOYCE	25018		XNHTH		
ANDREW ROCK	25018		XNNHN		
BILLEVANS	25018		XNNRF		
MICKEY	25018		XNRFX		
DAVE MAGPIONG	25019		XNCCF		
ROXY	25019		XNCCZ		
WILLIAM ROSANIO	25019		XNNMC		
TIMOTHY JOYCE	25019		XNNRR		
MEGHANIFFORD	25020		XNJFJ		
ERIKA VENAFRA	25020		XNJTX		
STAMATINA FRANGOS	25020		XNRMZ		
SYLVIO DICRISTO	25340		XNCCT		
SYLVIO DICRISTO	25340		XNCCT		

**CAM\_20221108\_E**  
**November 8, 2022**  
**Write-in Detail by Political Subdivision**  
**Camden County**

Black Horse Pike Regional Member BOE-Bellmawr  
 Vote For One

Political Subdivision: Write-in Name	Machine	Ballmawr	Vote For One	Ballmawr	Vote For One
TIMOTHY JOYCE	25014		XNCCR		
MICKEY MOUSE	25015		XNJMN		
ECKMEYER	25015		XNNCN		
ERIC HEDRICH	25015		XNRFC		
KELLY DRAHAM	25017		XNJTC		
DONALO J TRUMP	25018		XNCCM		
MINNIE	25018		XNRFX		
TIMOTHY JOYCE	25019		XNJFF		
LEE	25019		XNNMH		
ERIKA VENAFRA	25020		XNJTX		
SYLVIO DICRISTO	25340		XNCCT		
TIMOTHY JOYCE	25340		XNHFT		
COURTNEY CIFUNI	25340		XNHTR		
JASON	25340		XNJFR		
TIMOTHY JOYCE	25340		XNJMT		
THOMAS JOYCE	25340		XNNMJ		
TIMOTHY JOYCE	25341		XNCRH		
TIMOTHY JOYCE	25341		XNHFM		
TIMOTHY JOYCE	25344		XNCRG		
GEORGE ARBOCUS	25344		XNHFC		
JOD CAPIZZI	25344		XNHTR		
NILDA COTRINA	25344		XNNCJ		
ROXY DAVIS	25344		XNNMT		
TIMOTHY JOYCE	25345		XNJTX		
ERIC TECH	25769		XNHFJ		

Local BOE- Bellmawr Boro  
 Vote for Two

Political Subdivision: Write-in Name	Machine	Ballmawr	Vote for Two	Ballmawr	Vote for Two
TIMOTHY JOYCE	25014		XNCCR		
TIMOTHY JOYCE	25014		XNCJR		
MARLENE DILWORTH	25014		XNCMH		
ERIC HOBAN	25014		XNCMZ		
KIMMY SAUTER	25014		XNCRJ		
GARY CHEATS	25014		XNCRJ		
TIMOTHY JOYCE	25014		XNHFJ		
MIKE HACKETT	25014		XNJNN		

CAM\_20221108\_E  
November 8, 2022  
Write-in Detail by Political Subdivision  
Camden County

Local BOE- Bellmawr Boro  
Vote for Two

Political Subdivision: Write-in Name	Machine	Ballmawr	Voter Tag
TIMOTHY JOYCE	25340		XNCFX
TIMOTHY JOYCE	25340		XNCRC
TIMOTHY JOYCE	25340		XNCRZ
COURTNEY CIFUNI	25340		XNHTR
NONE	25340		XNJFC
JASON	25340		XNJFR
TIMOTHY JOYCE	25340		XNJMT
TIMOTHY JOYCE	25340		XNNCR
DANIEL DEEVEY	25340		XNRFY
ALBERT SANTOS	25341		XNCOR
RON HENRY	25341		XNHTF
TIMOTHY JOYCE	25341		XNJRN
JENNIFER KENGETER	25342		XNHTF
TIMOTHY JOYCE	25342		XNHTX
JOE CARNY	25342		XNJHH
JASON HIGGINS	25342		XNNHR
STEPHEN FERNANDEZ	25343		XNCJH
TIMOTHY JOYCE	25343		XNHFN
TIMOTHY JOYCE	25343		XNHFZ
GEOFFREY CLARK	25343		XNRFH
NONE	25343		XNCRZ
TIMOTHY JOYCE	25344		XNHFH
NILDA COTRINA	25344		XNCCJ
JOE ROGAN	25344		XNNMT
TIMOTHY JOYCE	25345		XNCMX
HUNTER TAYLOR	25345		XNHFM
ERIKA VENAFRA	25345		XNHTR
TIMOTHY JOYCE	25345		XNNRC
BILL MURRAY	25769		XNCCC
TIMOTHY JOYCE	25769		XNCFM
CHRISTOPHER CYBULSKI	25769		XNHFC
TIMOTHY JOYCE	25769		XNJMN
TIMOTHY JOYCE	25769		XNJTT
MICHAEL ALVORD	25769		XNNHM
LISA YOUNG	25769		XNNMX

CAM\_20221108\_E  
November 8, 2022  
Write-in Detail by Political Subdivision  
Camden County

Berlin Boro Council  
Vote for Two

Political Subdivision: Write-in Name	Machine	Berlin Boro	Voter Tag
GARY BEHNKE	25022		XNJMC
WILLIAM BEHNKE	25022		XNJMC
STEVEN OMALLEY	25346		XNRFJ
WILLIAM BEHNKE	25346		XNRFJ
GARY BEHNKE	25347		XNCFC
KAREN MARINER	25347		XNCFC
KAREN COSTANZO	25347		XNJHN
	25347		XNJHN

Eastern Cam Co Regional Member BOE Berlin Boro  
Vote for One

Political Subdivision: Write-in Name	Machine	Berlin Boro	Voter Tag
WILLIAM BEASLEY	25022		XNJHM
ED SECRET	25025		XNHFX
JOCELYN LEWIS	25346		XNRRX
STEVEN OMALLEY	25346		XNRFJ

Local BOE- Berlin Boro  
Vote for Three

Political Subdivision: Write-in Name	Machine	Berlin Boro	Voter Tag
CHRISTOPHER JOHNSON	25021		XNHFM
MICHELLE SAMALONIS	25022		XNJMC
OWEN SHROYER	25346		XNRFJ
STEVEN OMALLEY	25346		XNRFJ
ALEX JONES	25346		XNRFJ
LAUREN GRAY	25347		XNCCX
LINDSEY KERNAN	25347		XNCFC
KAREN MARINER	25347		XNJHN
VERONICA HARDY	25348		XNCCN
ANTHONY LELIONIS	25734		XNJFT

**CAM\_20221108\_E**  
November 8, 2022  
Write-in Detail by Political Subdivision  
Camden County

**Local BOE- Berlin Township**  
Vote for Three

Political Subdivision: Write-in Name	Berlin Twp	Machine	Vote for Three	Write-in Name	Berlin Twp	Machine	Vote for Three
UR MOMS PUSSY		25026	XNCMR	UR MOMS PUSSY		25026	XNCMR
JEFFREY SOUZA		25026	XNCMZ	JEFFREY SOUZA		25026	XNCMZ
JOHN LIGMA		25026	XNHFN	JOHN LIGMA		25026	XNHFN
CANDACE HULSE		25026	XNHHT	CANDACE HULSE		25026	XNHHT
DAVID HULSE		25026	XNHHT	DAVID HULSE		25026	XNHHT
NO CLUE		25026	XNNHT	NO CLUE		25026	XNNHT
NO-CLUE		25026	XNNMH	NO-CLUE		25026	XNNMH
STEPHANE BANIAN		25027	XNCJR	STEPHANE BANIAN		25027	XNCJR
PORESCRITO		25027	XNJTX	PORESCRITO		25027	XNJTX
STEPHANE BANIAN		25027	XNRFK	STEPHANE BANIAN		25027	XNRFK
JOHN R JACOBS JR		25029	XNCJM	JOHN R JACOBS JR		25029	XNCJM
JOHN R JACOBS JR		25029	XNCJM	JOHN R JACOBS JR		25029	XNCJM
JAMES-MAGITZ		25029	XNJTH	JAMES-MAGITZ		25029	XNJTH
PAUL MAGGI		25029	XNNMN	PAUL MAGGI		25029	XNNMN
LISA KAISER		25351	XNCFF	LISA KAISER		25351	XNCFF
SOLCOHEN		25351	XNCFZ	SOLCOHEN		25351	XNCFZ
OID		25351	XNNRJ	OID		25351	XNNRJ
DAFFY DUCK		25351	XNRFN	DAFFY DUCK		25351	XNRFN
JOSEPH F STARR		25352	XNJZZ	JOSEPH F STARR		25352	XNJZZ
JOHN		25352	XNNRN	JOHN		25352	XNNRN
JIM L'ATIMER		25352	XNNRX	JIM L'ATIMER		25352	XNNRX
NOONE		25352	XNRFK	NOONE		25352	XNRFK
ME		25352	XNRFK	ME		25352	XNRFK
SCOTT GOLDEN		25353	XNNCC	SCOTT GOLDEN		25353	XNNCC
DOMONIC BALDUCCI JR		25354	XNCHM	DOMONIC BALDUCCI JR		25354	XNCHM
PAULMAGGI		25354	XNNHF	PAULMAGGI		25354	XNNHF
JOSEPH FAZAKERLEY		25354	XNNHZ	JOSEPH FAZAKERLEY		25354	XNNHZ
JOSEPH FAZAKERLEY		25354	XNNHZ	JOSEPH FAZAKERLEY		25354	XNNHZ
GERALD PETERSON		25354	XNRFN	GERALD PETERSON		25354	XNRFN

**Member Board of Fire Comm- Berlin Twp FD1**  
Vote For Two

Political Subdivision: Write-in Name	Berlin Twp	Machine	Vote For Two	Write-in Name	Berlin Twp	Machine	Vote For Two
STEVEN FOSTER		25026	XNHHT	STEVEN FOSTER		25026	XNHHT
JOSEPH CORNFORTH		25026	XNHHT	JOSEPH CORNFORTH		25026	XNHHT
MICHAEL SCHAFER JR		25354	XNRFN	MICHAEL SCHAFER JR		25354	XNRFN

November 09, 2022 5:15 PM  
Page 22 of 101

**CAM\_20221108\_E**  
November 8, 2022  
Write-in Detail by Political Subdivision  
Camden County

**Berlin Twp Council**  
Vote for Two

Political Subdivision: Write-in Name	Berlin Twp	Machine	Vote for Two	Write-in Name	Berlin Twp	Machine	Vote for Two
CANDACE HULSE		25026	XNHHT	CANDACE HULSE		25026	XNHHT
CANDACE HULSE		25026	XNHHT	CANDACE HULSE		25026	XNHHT
NO MAGAZZU THIEVES		25026	XNJTH	NO MAGAZZU THIEVES		25026	XNJTH
NEW PEOPLE		25026	XNHHT	NEW PEOPLE		25026	XNHHT
TODD BANNON		25027	XNJZZ	TODD BANNON		25027	XNJZZ
PUCK PHYLISS		25028	XNCMJ	PUCK PHYLISS		25028	XNCMJ
JOHN R JACOBS JR		25029	XNCJM	JOHN R JACOBS JR		25029	XNCJM
JOHN R JACOBS JR		25029	XNCJM	JOHN R JACOBS JR		25029	XNCJM
NEED A CHANGE		25029	XNNHX	NEED A CHANGE		25029	XNNHX
NEED A CHANGE		25029	XNNHX	NEED A CHANGE		25029	XNNHX
NONE		25351	XNJMF	NONE		25351	XNJMF
NONE		25351	XNJMF	NONE		25351	XNJMF
DAN DECRISTOFER		25352	XNCCT	DAN DECRISTOFER		25352	XNCCT
RONALD C KAISER		25352	XNNRH	RONALD C KAISER		25352	XNNRH
JOHN		25352	XNNRN	JOHN		25352	XNNRN
JAY		25352	XNNRN	JAY		25352	XNNRN
MICKEY-MOUSE		25353	XNHFJ	MICKEY-MOUSE		25353	XNHFJ
LISA-PATTI		25353	XNHFJ	LISA-PATTI		25353	XNHFJ
GERRAD PETERSON		25353	XNNCM	GERRAD PETERSON		25353	XNNCM
GERRAD PETERSON		25354	XNCHM	GERRAD PETERSON		25354	XNCHM
JOSEPH-FAZAKERLEY		25354	XNNHZ	JOSEPH-FAZAKERLEY		25354	XNNHZ

**Local BOE- Berlin Twp UNEX-1YR**  
Vote for One

Political Subdivision: Write-in Name	Berlin Twp	Machine	Vote for One	Write-in Name	Berlin Twp	Machine	Vote for One
ANYONE BUT THE FAT GUY		25026	XNCMR	ANYONE BUT THE FAT GUY		25026	XNCMR
SOLCOHEN		25026	XNHFM	SOLCOHEN		25026	XNHFM
CANDACE HULSE		25026	XNHHT	CANDACE HULSE		25026	XNHHT
PATRICK-ROONEY		25026	XNNRX	PATRICK-ROONEY		25026	XNNRX
VANILLA ICE		25027	XNRFK	VANILLA ICE		25027	XNRFK
KAYLAHANNA		25028	XNNMF	KAYLAHANNA		25028	XNNMF
JOHN R JACOBS JR		25029	XNCJM	JOHN R JACOBS JR		25029	XNCJM
HULSE		25351	XNNHX	HULSE		25351	XNNHX
STEPHANE-BANNAN		25352	XNHTR	STEPHANE-BANNAN		25352	XNHTR
CHRIS BRADFIELD		25352	XNNMZ	CHRIS BRADFIELD		25352	XNNMZ
JOSEPH FAZAKERLEY		25354	XNNHZ	JOSEPH FAZAKERLEY		25354	XNNHZ

November 09, 2022 5:15 PM  
Page 21 of 101

CAM\_20221108\_E  
November 8, 2022  
Write-in Detail by Political Subdivision  
Camden County

Brooklawn Mayor  
Vote for One

Political Subdivision: Brooklawn  
Write-in Name Machine Voter Tag

Write-in Name	Machine	Voter Tag
JEFF HALLER	25030	XNCCF
KATHLEEN MAASS	25030	XNCCN
MATTHEW MINIX	25030	XNCJH
JEFFREY HALLER	25030	XNCMT
JENNIFER-MOORE	25030	XNHTR
MATTHEW WENTZELL	25030	XNJFZ
KATHLEEN MAASS	25030	XNHHC
JEFFREY HALLER	25030	XNNRJ
JOHN-KRAUZOWICZ	25030	XNRRR
JEFFREY HALLER	25365	XNCCH
MATT MINIX	25365	XNCJR
KATHLEEN MAASS	25365	XNCMR
JOE MIKOLATIS II	25365	XNJFJ
JEFFREY HALLER	25365	XNJFN
MICHAEL MEVOLLI	25365	XNNHF
TIMFLETCHER	25365	XNNHH
JACK STREWISKI	25365	XNNHJ
TIM FLETCHER	25365	XNNMZ
JEFFREY-HALLER	25365	XNRMX

Brooklawn Council  
Vote for Two

Political Subdivision: Brooklawn  
Write-in Name Machine Voter Tag

Write-in Name	Machine	Voter Tag
CHRIS DRUMMONDS	25030	XNHTR
JOHN-KRAUZOWICZ	25030	XNRRR
JOHN-KRAUZOWICZ	25030	XNRRR
MATT MINIX	25365	XNCJR
MATT MINIX	25365	XNCJR
PEDRO	25365	XNCRN
CLIFFORD BARNES	25365	XNCRR

Local BOE-Brooklawn UNEX  
Vote for One

Political Subdivision: Brooklawn  
Write-in Name Machine Voter Tag

Write-in Name	Machine	Voter Tag
RAHAM-BACHA	25030	XNJFN

CAM\_20221108\_E  
November 8, 2022  
Write-in Detail by Political Subdivision  
Camden County

Local BOE-Brooklawn UNEX  
Vote for One

Political Subdivision: Brooklawn  
Write-in Name Machine Voter Tag

Write-in Name	Machine	Voter Tag
NO UNEXPIRED TERMS	25030	XNJZT
JOHN-KRAUZOWICZ	25030	XNRRR
JOSEPH MIKOLATIS II	25365	XNJFJ

Local BOE-Brooklawn Boro  
Vote for Two

Political Subdivision: Brooklawn  
Write-in Name Machine Voter Tag

Write-in Name	Machine	Voter Tag
LISA LOPEZ	25030	XNHTR
TRACEY A MILTANSKI	25365	XNNMJ

Local BOE Member-Camden City  
Vote for Three

Political Subdivision: Camden City  
Write-in Name Machine Voter Tag

Write-in Name	Machine	Voter Tag
BOB MARLEY	25035	XNHFM
AARONCOOPER	25039	XNCMN
CUSTIS	25044	XNCRR
KEASHA BROCKINGTON	25049	XNCMH
NYEMAH-GILLESPIE	25049	XNCRJ
TAYLDR	25061	XNNHZ
MICHAELRALPH	25364	XNRFN
TAYLOR-SHARDE-AHAYA	25366	XNNRT
TAYLOR	25383	XNNHF
USTIS	25390	XNRMF
RAMON CRISPIN	25687	XNCMC

Local BOE-Cherry Hill UNEX  
Vote for One

Political Subdivision: Cherry Hill  
Write-in Name Machine Voter Tag

Write-in Name	Machine	Voter Tag
ALEXANDER MCCARTNEY	25071	XNNHX
SPECIAL EDUCATION	25074	XNNCH
MATTHEW BRIGGS	25075	XNJZH
KYLE BEAUCHEMIN	25077	XNHFX
THOMAS LOPERFIDO	25077	XNJHH

CAM\_20221108\_E  
November 8, 2022  
Write-in Detail by Political Subdivision  
Camden County

Local BOE-Cherry Hill Township  
Vote for Three

Political Subdivision: Write-in Name	Machine	Write-in Name	Machine	Write-in Name	Machine	Write-in Name	Machine	Write-in Name	Machine
Cherry Hill	MCCARTNEY	25071	XNHHX						
Cherry Hill	YOUR-MOM	25073	XNCCJ						
Cherry Hill	SPECIAL EDUCATION	25074	XNICH						
Cherry Hill	ROBERT DECUZZI	25075	XNJZH						
Cherry Hill	NO GENDER BS	25075	XNRRN						
Cherry Hill	JUST LEARNING	25075	XNNRN						
Cherry Hill	NO WOKE	25075	XNRRN						
Cherry Hill	THOMAS LOPERFIDO	25077	XNJHH						
Cherry Hill	DAVID SMITH	25084	XNCCR						
Cherry Hill	ELIZABETH SMITH	25084	XNCCR						
Cherry Hill	DANA RODGERS	25089	XNRRN						
Cherry Hill	STEVEN MAX	25093	XNHRH						
Cherry Hill	MY BALLZ	25096	XNJHM						
Cherry Hill	MATTHEW RUSSELL	25099	XNRRH						
Cherry Hill	JOHN DOE	25396	XNJCZ						
Cherry Hill	JOHN DOE	25396	XNJCZ						
Cherry Hill	JOHN DOE	25396	XNJCZ						
Cherry Hill	JOEL	25396	XNJFM						
Cherry Hill	MICKEY MOUSE	25399	XNCCC						
Cherry Hill	ANTHONY DECUZZI	25400	XNCHT						
Cherry Hill	ROBERT DECUZZI	25400	XNCHT						
Cherry Hill	JENNIFER FLEISHER	25410	XNJZI						
Cherry Hill	MOLLY LYONS	25415	XNCFI						
Cherry Hill	ADAMGREENBAUM	25415	XNJFT						
Cherry Hill	MICHAEL HOLLAND	25417	XNJUJ						
Cherry Hill	MICHAEL HOLLAND	25417	XNJUJ						
Cherry Hill	MAUREEN CHORNEY	25431	XNRRC						
Cherry Hill	MAUREEN CHORNEY	25431	XNRRC						
Cherry Hill	MAUREEN CHORNEY	25431	XNRRC						
Cherry Hill	SHANIN GROSS	25435	XNJTR						
Cherry Hill	PETER BERLIN	25440	XNNMZ						
Cherry Hill	JESUS CHRIST	25729	XNCCX						
Cherry Hill	NONE	25729	XNHFC						
Cherry Hill	NONE	25729	XNHFC						
Cherry Hill	NONE	25729	XNHFC						
Cherry Hill	BILL NYE	25729	XNJZI						
Cherry Hill	ELON MUSK	25729	XNNMJ						
Cherry Hill	JEFF PERRY	25729	XNRRX						
Cherry Hill	ED BAKER	25729	XNRRX						

CAM\_20221108\_E  
November 8, 2022  
Write-in Detail by Political Subdivision  
Camden County

Local BOE-Cherry Hill UNEX  
Vote for One

Political Subdivision: Write-in Name	Machine	Write-in Name	Machine	Write-in Name	Machine	Write-in Name	Machine	Write-in Name	Machine
Cherry Hill	KIMBERLY-GALLAGHER BENJA	25077	XNJZT						
Cherry Hill	MICKEY	25078	XNHFM						
Cherry Hill	ANAND TAMHANKAR	25085	XNHFC						
Cherry Hill	DARIN-MORGAN	25086	XNCHF						
Cherry Hill	NO BOARD	25087	XNCJM						
Cherry Hill	ANDREW RODGERS	25089	XNRRN						
Cherry Hill	JOHN DOE	25090	XNJCF						
Cherry Hill	LANCE NICHOLS	25097	XNHHT						
Cherry Hill	NELSON LO	25098	XNJZT						
Cherry Hill	MATTHEW RUSSELL	25099	XNRRH						
Cherry Hill	DOMINIQUE MARINELLI	25101	XNJRM						
Cherry Hill	IAN	25105	XNCJC						
Cherry Hill	STEPHEN A KATZ	25112	XNRRR						
Cherry Hill	LUCAS	25116	XNNMH						
Cherry Hill	JOHN DOE	25396	XNJCZ						
Cherry Hill	KIMBERLY	25396	XNJFM						
Cherry Hill	ESTHER-F-KAMARA	25397	XNJIF						
Cherry Hill	JON PARKER	25397	XNJTM						
Cherry Hill	LESKO BRANDON	25399	XNCCC						
Cherry Hill	MICKEY MOUSE	25400	XNCHT						
Cherry Hill	BRENT JOHNSON	25403	XNHFC						
Cherry Hill	MARK-ZIOLKOWSKI	25409	XNRRM						
Cherry Hill	ROBERT DECUZZI	25410	XNCMZ						
Cherry Hill	MATTHEW ROSE	25411	XNRRH						
Cherry Hill	BOB	25415	XNHFN						
Cherry Hill	KAREN OLIVER	25416	XNCHT						
Cherry Hill	MICHAEL HOLLAND	25417	XNJUJ						
Cherry Hill	RUPAUL	25422	XNHFR						
Cherry Hill	KARL MARX	25430	XNCRH						
Cherry Hill	MAUREEN CHORNEY	25431	XNRRC						
Cherry Hill	SHPIRO	25728	XNHIZ						
Cherry Hill	JESUS CHRIST	25729	XNCCX						
Cherry Hill	NONE	25729	XNHFC						
Cherry Hill	JENNIFER ANISTON	25729	XNJZI						
Cherry Hill	ELON MUSK	25729	XNNMJ						
Cherry Hill	DONALD TRUMP	25775	XNHHX						

**CAM\_20221108\_E**  
November 8, 2022  
Write-in Detail by Political Subdivision  
Camden County

Member Board of Fire Comm FD13-Cherry Hill			
Vote For Two			
Political Subdivision:	Cherry Hill		
Write-in Name	Machine	Machine	Voter Tag
DAVID GORENBERG	25416	XNRMZ	
JOSHUA ROSENBLUM	25421	XNJTT	
BILL-KELLY	25421	XNNRC	
DONAHUE	25424	XNJZZ	
JOSEPH PELLEGRINO	25429	XNCJC	
SPENCER CHORNEY	25431	XNNRC	
SPENCER CHORNEY	25431	XNNRC	
KATHERINE NOLAN	25433	XNNHZ	
DORAN	25435	XNNMF	
YAKOVLEV	25439	XNHTN	
CARLTON ADAMS	25440	XNHTN	
JOE GILSON	25441	XNHFJ	
STEVE REINIS	25772	XNNRX	
DONALDJTRUMP	25775	XNNHX	
KAYLABOCK	25775	XNNHZ	

Winslow Twp. Committee Ward 3 UNEX			
Vote For One			
Political Subdivision:	Winslow W3		
Write-in Name	Machine	Machine	Voter Tag
TAHIR SMITH	25660	XNHHT	
JOE	25663	XNCRC	
BOB	25664	XNCJC	
MILLER	25666	XNJMX	
MICHAEL MARTIN	25669	XNHHT	
ALYSSA GRANATO	25670	XNNMJ	
BIGWOOD	25670	XNNRM	
BRANDON GLIKAS	25671	XNHTR	
EDITH PAGAN	25701	XNNHN	
STUART FIELD	25701	XNNMF	

Local BOE- Chesilhurst Boro			
Vote for Two			
Political Subdivision:	Chesilhurst		
Write-in Name	Machine	Machine	Voter Tag
MICKEY MOUSE	25119	XNCCT	

**CAM\_20221108\_E**  
November 8, 2022  
Write-in Detail by Political Subdivision  
Camden County

Local BOE- Cherry Hill Township			
Vote for Three			
Political Subdivision:	Cherry Hill		
Write-in Name	Machine	Machine	Voter Tag
DONALDJTRUMP	25775	XNNHX	
DONALDJTRUMP	25775	XNNHX	
DONALDJTRUMP	25775	XNNHX	

Member Board of Fire Comm FD13-Cherry Hill			
Vote For Two			
Political Subdivision:	Cherry Hill		
Write-in Name	Machine	Machine	Voter Tag
ANDREW STUART	25071	XNHTC	
ESCRITO	25071	XNJMT	
SUSAN DRUCKENBROD	25072	XNJTH	
FIRE-MARSHALL-BILL	25073	XNCCJ	
YOU ALL SUCK	25077	XNJFM	
BERNADETTE ROSTENKOWSKI	25082	XNCRM	
JENNIFER ROMINE	25082	XNCRM	
ROBIE THE CAT	25082	XNHFJ	
BRYCE HARPER	25084	XNCHJ	
ARY-G-HORGANN	25090	XNJRF	
RICHARD-GILL	25091	XNNMJ	
PATRYK WILSON	25101	XNJRM	
EMMA GUGGENHEIM	25106	XNNHM	
MARSHAL	25111	XNHTN	
PORESCRITO	25114	XNJFR	
THEROCK	25116	XNNHC	
DABO	25116	XNNHC	
JOE GILSON	25116	XNNHZ	
JON DOE	25396	XNJCZ	
JOHN DOE	25396	XNJCZ	
DAVID	25396	XNJFM	
SARA	25396	XNJFM	
MARK-HEBLER	25398	XNCMT	
ROBERT	25400	XNCCX	
GORERBERG-DAVID	25404	XNCTC	
NA	25415	XNCFI	
NA	25415	XNCFI	
GENE SHEPARD	25416	XNCHT	
TONY DANDREGE	25416	XNCHT	
GORENBERG	25416	XNJZC	



**CAM\_20221108\_E**  
November 8, 2022  
Write-in Detail by Political Subdivision  
Camden County

Local BOE- Chesilhurst Boro  
Vote for Two

Political Subdivision: Write-in Name	Machine	Vote for Two	Machine	Vote for Two
JOHN SMITH	25119	XNCC		

Chesilhurst

Local BOE- Chesilhurst Boro  
Vote for Two

Political Subdivision: Write-in Name	Machine	Vote for Two	Machine	Vote for Two
SEAN T CONWAY	25120	XNCF		
GRITTY	25120	XNFC		
NOT-CHRIS	25446	XNNX		

Clementon

Local BOE- Clementon Boro  
Vote for One

Political Subdivision: Write-in Name	Machine	Vote for One	Machine	Vote for One
JOSHUA LARENZO	25120	XNCC		
SEAN T CONWAY	25120	XNCF		
JARRET CRITTENDON	25120	XNCR		
HELENE-WEYLAND	25120	XNMC		
DONNARIMBY	25121	XNHFJ		
Y DOG DUG	25121	XNJZN		
DAVID GORGOS	25121	XNNHH		
ALYSSA HUNT	25121	XNRMX		
CHRISTOPHER OECHSLE	25122	XNCH		
JEFFREY HARTLEY	25122	XNCR		
JAMILLAH JACOB	25122	XNCZX		
JOEL PATTERSON	25122	XNRMF		
AUSTIN JOHNSON	25122	XNRRM		
ALYSSA HUNT	25446	XNFTJ		
TOM WILLIAMS	25446	XNHTN		
DAVID GORGOS	25446	XNCCN		
JAMES HENDRY, JR.	25446	XNVRT		
JOSEPH WATSON	25447	XNCMN		
JOHN	25447	XNHFH		
PAM NAVROT	25447	XNNHX		

Clementon

Local BOE Clementon Boro UNEX  
Vote for One

Political Subdivision: Write-in Name	Machine	Vote for One	Machine	Vote for One
JOSHUA LARENZO	25120	XNCC		
SEAN T CONWAY	25120	XNCF		
JARRET CRITTENDON	25120	XNCR		
HELENE-WEYLAND	25120	XNMC		
DONNARIMBY	25121	XNHFJ		
Y DOG DUG	25121	XNJZN		
DAVID GORGOS	25121	XNNHH		
ALYSSA HUNT	25121	XNRMX		
CHRISTOPHER OECHSLE	25122	XNCH		
JEFFREY HARTLEY	25122	XNCR		
JAMILLAH JACOB	25122	XNCZX		
JOEL PATTERSON	25122	XNRMF		
AUSTIN JOHNSON	25122	XNRRM		
ALYSSA HUNT	25446	XNFTJ		
TOM WILLIAMS	25446	XNHTN		
DAVID GORGOS	25446	XNCCN		
JAMES HENDRY, JR.	25446	XNVRT		
JOSEPH WATSON	25447	XNCMN		
JOHN	25447	XNHFH		
PAM NAVROT	25447	XNNHX		

Clementon

**CAM\_20221108\_E**  
November 8, 2022  
Write-in Detail by Political Subdivision  
Camden County

Local BOE- Clementon Boro  
Vote for Three

Political Subdivision: Write-in Name	Machine	Vote for Three	Machine	Vote for Three
JOSHUA LAURENZO	25120	XNCCC		
SEAN T CONWAY	25120	XNCF		
SCOTT POULTON JR	25120	XNCHM		
ALYSSA HUNT	25120	XNCHX		
WILLIAM-WEYLAND	25120	XNCRX		
DONNARIMBY	25121	XNHFJ		
ME	25121	XNJZN		
MY SSER	25121	XNJZN		
A ROCK	25121	XNJZN		
ERIN SULLIVAN	25121	XNNHH		
DAVID GORGOS	25121	XNNHH		
JOHN DOE	25121	XNNRR		
JEFFREY HARTLEY	25122	XNCHM		
	25122	XNCHX		
CHRISTOPHER OECHSLE	25122	XNCR		
JAMILLAH JACOB	25122	XNCZX		
ROBERT FREILING	25122	XNJRC		
MICHAEL GILDERSLEEVE	25122	XNRMF		
FRANCIS LITTLE	25122	XNRMF		
AUSTIN JOHNSON	25122	XNRRM		
TOM WILLIAMS	25446	XNHTN		
JOHN	25447	XNHFH		
PAM NAVROT	25447	XNNHX		
WILLIAM WEYLAND	25756	XNRRM		

Clementon

Local BOE- Collingswood Boro  
Vote for Three

Political Subdivision: Write-in Name	Machine	Vote for Three	Machine	Vote for Three
TOM LIPSKI	23717	XNHF		
TOM LIPSKI	23717	XNHF		
TOM LIPSKI	23717	XNHF		
THE HON K M LANDIS	23724	XNCF		
TODD MASON	23724	XNHF		
ALICE CHANG	23724	XNHF		
KENNETH ALLENDOERFER	25123	XNRRM		
ERIC ROBINSON	25123	XNRRM		
ANYONE ELSE	25124	XNCHT		

Collingswood

**CAM\_20221108\_E**  
November 8, 2022  
Write-in Detail by Political Subdivision  
Camden County

Local BOE - Collingswood Boro  
Vote for Three

Political Subdivision: Write-in Name	Collingswood	Machine	Voter Tag
DAN RUDJO		25454	XNNCM
PAT-WULK		25455	XNRMZ
PAUL LINDINGER		25456	XNCCN
DEVIN HUNTER		25456	XNCCN
ASHLEY ELDRIDGE		25457	XNCRF
LESGO BRANDON		25457	XNHTC
MAE KRAMER		25457	XNHTJ
KIM WHALEN		25458	XNCRM
ME		25459	XNHTJ
NO SRO		25459	XNCCM
NO SRO		25459	XNCCM
NO-SRO		25459	XNNMJ
NO-SRO		25459	XNNMJ
BAND-CAMP		25459	XNNMZ
BRUSSEL-SPROUTS		25459	XNNMZ
CLINTON-DO-NOTHINCONN		25718	XNJHM
NA		25718	XNNMR
NA		25718	XNNMR

Gibbsboro Council  
Vote for Two

Political Subdivision: Write-in Name	Gibbsboro	Machine	Voter Tag
FRANK-MARCHEWKA		25135	XNJRC
DAVID KLAPPROTH		25461	XNCHT

Eastern Cam Co Reg BOE-Gibbsboro  
Vote For One

Political Subdivision: Write-in Name	Gibbsboro	Machine	Voter Tag
X		25135	XNJZT
JUSTIN SMITH		25731	XNHTH

November 09, 2022 5:15 PM Page 32 of 101

**CAM\_20221108\_E**  
November 8, 2022  
Write-in Detail by Political Subdivision  
Camden County

Local BOE - Collingswood Boro  
Vote for Three

Political Subdivision: Write-in Name	Collingswood	Machine	Voter Tag
NATE LINK		25124	XNHTH
NATE LINK		25124	XNRMZ
SARAH MELLO		25125	XNHFC
PA		25125	XNHFR
STEFANIA GRODZKA		25125	XNCCN
JOZEF RADECKI		25125	XNCCN
WINCENTY DEMBOWSKI		25125	XNCCN
JEFFREY PATTERSON		25126	XNCCR
JACKLESKO		25126	XNCRH
TRICIA-MCGINLEY		25126	XNHFX
LINDA BINDER		25126	XNHFM
CHRIS-BINDER		25126	XNHTM
MY-HAMSTER		25127	XNRRR
MY-HAMSTER		25127	XNRRR
MY-HAMSTER		25127	XNRRR
MEGAN MIGIOIA		25129	XNCCN
KENNETH JONES		25129	XNCCN
SEAN GAULT		25129	XNCCN
NO SRO		25129	XNJTM
NO COPS		25129	XNJTM
LYALL DANA		25129	XNNMF
CISLO ALJSON		25129	XNNMF
JOHN MADDEN		25133	XNCCX
JEANNETTE SCANLON		25133	XNRFY
ALAN BREAKSTONE		25133	XNRFY
NONE OF THE ABOVE		25134	XNHTR
KENNETH ALLENDOERFER		25448	XNRFH
KATE WUHL		25448	XNRFH
NATHANIEL SYMER		25449	XNCCZ
LILY SYMER		25449	XNCCZ
EDIE SYMER		25449	XNCCZ
OMINIC-COTUGNO		25449	XNCHF
WILLIAM DEITZ		25449	XNHFM
PATRICIA WULK		25460	XNRFY
IRWIN		25451	XNNMN
SARAH TATE		25451	XNRFY
NICHOLAS CAPEZZA		25451	XNRFY
GEORGE-PLOTTS		25454	XNCCM
TIM CASALE		25454	XNCCM

November 09, 2022 5:15 PM Page 31 of 101

**CAM\_20221108\_E**  
November 8, 2022  
Write-in Detail by Political Subdivision  
Camden County

Political Subdivision:	Write-in Name	Machine	Vote for One	Machine	Vote for One
Gloucester City	CHRISTOPHER W HUGHES	25467	XNJRU		
	ANYONE ELSE	25467	XNJZN		
	BRIDGETE WELLS	25467	XNNCH		
	ROBERT RAO JR	25467	XNNRH		
	NICOLEMAIESE	25468	XNHFF		
	SCOTT SCHNEIDER	25469	XNHFN		
	WILLIAM-E-CLEARY	25469	XNJZH		
	BRUCE WAYNE	25469	XNNHF		
	JESSE ESTERLY	25743	XNCCX		
	JEFFERY GRANT JR	25743	XNCRM		
	JESSE ESTERLY	25743	XNJTX		
	JESSE ESTERLY	25743	XNJZF		
	JESSE ESTERLY	25744	XNJTX		
	JOHN CEINA	25744	XNRRR		

Political Subdivision:	Write-in Name	Machine	Vote For Three	Machine	Vote For Three
Gloucester City	CHRISTIE HALL	25464	XNNHN		
	BRUCE PARRY	25744	XNCJC		

Political Subdivision:	Write-in Name	Machine	Vote For Three	Machine	Vote For Three
Gloucester City	HARRY ULMER	25137	XNHFC		
	DANIEL SEARS	25137	XNHFX		
	HARRY ULMER	25137	XNNHC		
	BOB-KAY	25137	XNNHH		
	HARRY ULMER	25137	XNMF		
	KRISTEN KELOG	25137	XNRMX		
	ULMER	25138	XNCJM		
	HARRY ULMER	25138	XNCMM		
	NO	25138	XNCRH		
	SHAKIL-ASLAM	25138	XNHFR		
	KRISTEN-KELOG	25138	XNHFT		

November 09, 2022 5:15 PM  
Page 34 of 101

**CAM\_20221108\_E**  
November 8, 2022  
Write-in Detail by Political Subdivision  
Camden County

Political Subdivision:	Write-in Name	Machine	Vote for Three	Machine	Vote for Three
Gibbsboro	BARBARA SHELTON-GERACE	25136	XNCCJ		
	BARBARA SHELTON-GERACE	25136	XNNHJ		
	DAVID KLAPPROTH	25136	XNNMJ		
	BARBARA SHELTON-GERACE	25461	XNNMN		
	JUSTIN SMITH	25731	XNHTH		

Political Subdivision:	Write-in Name	Machine	Vote for One	Machine	Vote for One
Gloucester City	DANIEL SEARS	25137	XNHFX		
	NOT-A-DAMN-DEMOCRAT	25137	XNRRM		
	MORGAN REICHNER	25138	XNHTR		
	RICHARD DOLSON	25139	XNHFX		
	JOSEPH FELDMAN	25139	XNCC		
	CONNOR	25139	XNNMH		
	END NEFOTISM	25139	XNRF		
	ROBERT P GUNDLE	25140	XNCF		
	WILLIAM-LEE	25143	XNJTH		
	GERALD-WALKER	25143	XNNHZ		
	JO YOURISON	25144	XNCF		
	SANTA	25144	XNJZN		
	RICK SWEENEY	25462	XNNHN		
	BUGS-BUNNY	25463	XNCMZ		
	DONALD TRUMP	25463	XNNMN		
	ME	25463	XNRRR		
	ERIN GORMAN	25464	XNCJH		
	JESSE	25464	XNCMZ		
	SCOTT JEFFRES	25464	XNHTC		
	JOE FELDMAN	25464	XNJZC		
	JOHN VAVRA	25464	XNNRJ		
	JOHN RAUBE	25464	XNNRX		
	ANYONE	25465	XNRF		
	JOHNWRHT	25465	XNCFN		
	MATT CAMP	25467	XNCHC		
	PEDOPHILE BERGLUND	25467	XNCRH		
	COLTON GARECHT	25467	XNCRH		
	MEHMET OZ	25467	XNHFF		

November 09, 2022 5:15 PM  
Page 33 of 101

**CAM\_20221108\_E**  
November 8, 2022  
Write-in Detail by Political Subdivision  
Camden County

Local BOE-Gloucester City  
Vote For Three

Political Subdivision: Write-in Name	Gloucester City	Machine	Vote For Three	Machine	Vote For Three
GOLA		25144	XNJMN		
SCOTT SCHNEIDER		25144	XNJTC		
NOONE		25144	XNJZN		
LEON		25144	XNJZN		
RUDOLPH		25144	XNJZN		
HARRYUMER		25144	XNNHX		
LEON-SUCKS		25144	XNRMZ		
HARRY ULMER		25462	XNCMM		
HARRY ULMER		25462	XNHHF		
BIGDADDY		25462	XNNHC		
MATT WILSON		25462	XNNHH		
DAN SEARS		25462	XNRMZ		
HARRY ULMER		25463	XNCMH		
ULMER		25463	XNCMT		
HARRY-ULMER		25463	XNCMX		
UK		25463	XNCMZ		
KRISTEN KELLOGG		25463	XNHFF		
HARRY ULMER		25463	XNHFJ		
HARRY ULMER		25463	XNHN		
HARRY ULMER		25463	XNHHF		
KRISTEN KELLOGG		25463	XNHTC		
HARRY ULMER		25463	XNJZC		
LINDA-BAILE		25463	XNJZF		
TIM SIMONS		25463	XNNHU		
KRISTIN KELLOGG		25463	XNNMF		
HARRY ULMER		25463	XNNRM		
HARRY ULMER		25463	XNRFH		
HARRY ULMER		25464	XNCJC		
HARRY-ULMER		25464	XNCMF		
HARRY ULMER		25464	XNCMN		
NICK BRANDT		25464	XNCMT		
NICK BRANDT		25464	XNCMT		
NICK BRANDT		25464	XNCMT		
STEVE BANGLESTIEN		25464	XNCMZ		
HARRY-ULMER		25464	XNCRM		
HARRY ULMER		25464	XNHFF		
HARRY-ULMER		25464	XNJZN		
KRISTIN KELLOGG		25464	XNNRH		
LEIGHANNE HUBBS		25464	XNNRJ		

November 09, 2022 5:15 PM  
Page 36 of 101

**CAM\_20221108\_E**  
November 8, 2022  
Write-in Detail by Political Subdivision  
Camden County

Local BOE-Gloucester City  
Vote For Three

Political Subdivision: Write-in Name	Gloucester City	Machine	Vote For Three	Machine	Vote For Three
ULMER,HARRY		25138	XNHFX		
CHIPS KELLOG		25138	XNHTH		
SEAN GORMAN		25138	XNJFT		
GREGG-WOODHOUSE		25138	XNJZH		
HARRY ULMER		25138	XNHCJ		
HARRY ULMER		25138	XNNHX		
HARRY-ULMER		25138	XNNMJ		
HARRY ULMER		25138	XNNMR		
HARRY ULMER		25138	XNNRH		
KRISTIN KELLOGG		25138	XNRMZ		
NEL DOAKLEY		25139	XNHFC		
HARRY ULMER		25139	XNHFX		
DANIEL-CLIFTON		25139	XNHTT		
HARRY ULMER		25139	XNCC		
ROBERT GRZIB		25139	XNNHX		
HARRY ULMER		25139	XNNH		
HARRY ULMER		25139	XNNMN		
HARRY-ULMER		25139	XNRT		
END NEPOTISM		25139	XNRFX		
JOHN WRIGHT		25140	XNHFF		
KEVIN KAIN		25140	XNNHF		
DAVID NEWCOMB		25140	XNNHR		
LUCIAN KILROY		25140	XNRFX		
MICHAEL DOUGHERTY II		25143	XNCMT		
MARK STAROCHER		25143	XNCRM		
HARRY ULMER		25143	XNHFF		
DOMINICKUSMANICK		25143	XNHTC		
HARRY ULMER		25143	XNHTT		
JOSEPH AYRES		25143	XNJTH		
KATHLEEN PRATT		25143	XNNHR		
BART-SIMPSON		25143	XNNMF		
HARRY-ULMER		25144	XNCCH		
KELLOG		25144	XNCCR		
HARRY ULMER		25144	XNCFH		
HARRY ULMER		25144	XNCHC		
FRANCIS-CANUSO		25144	XNCMX		
BARB RAFFERTY		25144	XNHTN		
JOANNA		25144	XNJCC		
MIKE O'DONNELL		25144	XNJZF		

November 09, 2022 5:15 PM  
Page 35 of 101

CAM\_20221108\_E  
November 8, 2022  
Write-in Detail by Political Subdivision  
Camden County

Local BOE-Gloucester City  
Vote For Three

Political Subdivision: Write-in Name	Machine	Machine	Vote For Three
GERALD CONWAY	25467	XNRRM	
HARRY ULMER	25468	XNCMZ	
HARRY ULMER	25468	XNJZF	
HARRY ULMER	25468	XNJZX	
MICHAEL SMITH	25468	XNCR	
LEON HARRIS	25468	XNNHX	
SELINA COLEMAN	25468	XNRRJ	
DOMINIC KUSMANICK	25468	XNRRM	
TIMOTHY SIMONS	25468	XNRMF	
KRISTEN KELLOG	25469	XNCMX	
SCOTT SCHNEIDER	25469	XNHFN	
GOLA	25469	XNHFR	
HARRY ULMER	25469	XNHFF	
JACOB CHAPMAN	25469	XNJZC	
JOHN-LADO	25469	XNJZH	
NICK	25710	XNCZ	
KRISTIN KELLOGG	25710	XNHFF	
KRISTIN KELLOGG	25710	XNHFT	
TIM SIMONS	25710	XNHTT	
HARRY ULMER	25710	XNJTJ	
JACOB FLORICH	25710	XNJZH	
HARRY ULMER	25710	XNJZT	
KRISTEN KELLOG	25710	XNCC	
KASEY GORMAN BOBO	25710	XNCH	
GARY BOBO	25710	XNCH	
HARRY ULMER	25710	XNHJ	
HARRY ULMER	25710	XNNHM	
HARRY ULMER	25710	XNNRC	
KRISTEN KELLOG	25710	XNRFH	
HARRY ULMER	25710	XNRFH	
HARRY ULMER	25710	XNRM	
HARRY ULMER	25710	XNRM	
HARRY ULMER	25710	XNRM	
TIM SIMMONS	25743	XNCCM	
HARRY ULMER	25743	XNCCX	
HARRY ULMAR	25743	XNCCX	
KRISTEN	25743	XNCHF	
HARRY ULMER	25743	XNCH	
HARRY ULMER	25743	XNCH	
HARRY ULMER	25743	XNCH	
HARRY ULMER	25743	XNCH	
JOE PEEKE	25743	XNCRH	

November 09, 2022 5:15 PM  
Page 38 of 101

CAM\_20221108\_E  
November 8, 2022  
Write-in Detail by Political Subdivision  
Camden County

Local BOE-Gloucester City  
Vote For Three

Political Subdivision: Write-in Name	Machine	Machine	Vote For Three
KATE KEARNEY	25464	XNRRJ	
JACQUELINE WILSEY	25464	XNRRJ	
WENDY WILKINS VALDEZ	25464	XNRT	
PATRICK-HAGAN	25464	XNRF	
HARRY ULMER	25464	XNRMZ	
HARRY ULMER	25464	XNRR	
MARY CASSEL	25465	XNCR	
WESTLY MANDOSKE	25465	XNRFH	
ELIJAHJONES	25465	XNRFN	
KEVIN KAIN	25465	XNRMF	
HARRY ULMER	25465	XNRMF	
MARY MICK	25465	XNRM	
HARRY ULMER	25467	XNCH	
TIMOTHY SIMONS	25467	XNCJ	
KRISTIN KELLOGG	25467	XNCR	
HARRY ULMER	25467	XNCFN	
TIMOTHY SIMONS	25467	XNCFZ	
KRISTIN KELLOG	25467	XNCFZ	
HARRY ULMER	25467	XNCHC	
TIM SIMMONS	25467	XNCHH	
KRISTEN KELLOG	25467	XNCHM	
HARRY ULMER	25467	XNCHX	
HARRY ULMER	25467	XNCR	
HARRY ULMER	25467	XNHFN	
TIM-SIMONS	25467	XNHHT	
HARRY ULMER	25467	XNJFH	
KRISTEN KELLOG	25467	XNJFN	
HARRY ULMER	25467	XNJFN	
KRISTIN KELLOGG	25467	XNJHR	
HARRY ULMER	25467	XNJTF	
SARAH FERRY	25467	XNJZF	
MARYBETH RETTIG	25467	XNJZF	
ANYONE ELSE	25467	XNJZN	
HARRY ULMER	25467	XNHF	
HARRY ULMER	25467	XNHF	
KRISTEN KELLOG	25467	XNHH	
HARRY ULMER	25467	XNMMH	
KRISIN KELLOG	25467	XNMMH	
ROBERT RAO JR	25467	XNMMX	
	25467	XNRRH	

November 09, 2022 5:15 PM  
Page 37 of 101

CAM\_20221108\_E  
November 8, 2022  
Write-in Detail by Political Subdivision  
Camden County

Black Horse Pike Regional Member BOE Glouc Twp  
Vote for One

Political Subdivision: Write-in Name	Machine	Vote for One	Machine	Vote for One
HARRY SWEETEN JR	25152	XNCRU		
KATHRINE VANDERPOEL	25153	XNHFFJ		
VACANT	25153	XNRRU		
MOLLY MCGOVERN	25154	XNRRM		
ELAINE LEVINS	25156	XNRCM		
SANTINO RITUCCI	25157	XNCMF		
PATRICIA WILSON	25159	XNCF		
VOTERWALEDOUTDIDNOTCASTV	25159	XNCJM		
MARTIN J OWENS	25159	XNJRF		
ANY-ONE-ELSE	25159	XNJXT		
SEAN HENGST	25159	XNNCN		
VOID	25159	XNNHZ		
PAUL KRUG	25160	XNCCR		
DAVE COVLEY	25160	XNNMF		
DIMAULO	25165	XNCMM		
BRUCE MARTIN	25166	XNHFFJ		
NORCOSS	25167	XNHFC		
ANDREW GARTNER	25168	XNNHT		
CHARLES PILDIS	25169	XNJZH		
JUDY JONES	25170	XNNCN		
JOSHUA ANTHONY DAVISON	25173	XNNHF		
JENSTORER	25174	XNNMM		
KEIH-VAVGHN	25174	XNNRR		
SAMUEL SWEET	25175	XNNMR		
DAVID NORCUTT SR	25175	XNRMF		
AUSTIN	25177	XNHTN		
LATOYA MYERS	25179	XNCMZ		
JEN-ODONELL	25183	XNCJC		
GEORGE HUDSON	25184	XNCCR		
DONALD BRUCE COWIN	25184	XNCC		
NICHOLAS WILSON	25184	XNRFH		
CHRIS SENECA	25470	XNCCN		
NA	25471	XNCMN		
SUZANNE-VANGRONIGEN	25471	XNHTC		
DONALD-DUCK	25472	XNHFM		
SOMEBODY ELSE	25473	XNJRH		
RON DUZENSKI JR.	25475	XNRM		
EDWARD MCGLINN	25476	XNCHC		
BRAD MCNEAL	25476	XNCHH		

CAM\_20221108\_E  
November 8, 2022  
Write-in Detail by Political Subdivision  
Camden County

Local BOE-Gloucester Cty  
Vote For Three

Political Subdivision: Write-in Name	Machine	Vote For Three	Machine	Vote For Three
JEFFERY GRANT JR	25743	XNCRM		
HARRY ULMER	25743	XNCR		
TIM SIMONS	25743	XNHTR		
JOSHUA PHILLIPS	25743	XNJFX		
HARRY ULMER	25743	XNJTC		
HARRY ULMER	25743	XNJTJ		
HARRY ULMER	25743	XNJTR		
JASON CHIODI	25743	XNNHH		
HARRY ULMER	25743	XNNHJ		
HARRY ULMER	25743	XNNMX		
HARRY ULMER	25743	XNNRX		
KRISTIN KELLOGG	25744	XNCJC		
KRISTIN KELLOGG	25744	XNCJC		
HARRY ULMER	25744	XNCJH		
HARRY THOMAS	25744	XNCMR		
HARRY ULMER	25744	XNCRC		
JUSTINCOFFIN	25744	XNHFF		
TIM SIMONINS	25744	XNJTX		
HARRY ULMER	25744	XNJTX		
HARRY ULMER	25744	XNJZN		
MIKE FAGER	25744	XNJZT		
HARRY ULMER	25744	XNJZX		
JAMES R DIORETO	25744	XNNMT		
HARRY ULMER	25744	XNRF		
JARED WALTON	25744	XNRRM		
HARRY ULMER	25744	XNRRM		

Black Horse Pike Regional Member BOE Glouc Twp  
Vote for One

Political Subdivision: Write-in Name	Machine	Vote for One	Machine	Vote for One
JENNIFER GARGIULO	25145	XNJZH		
JENNIFER GARGIULO	25145	XNJZX		
EDWARD JANKOWSKI	25147	XNJZH		
JOSH	25149	XNHFF		
MELANIE MINGUELA	25149	XNNHC		
TOBY	25149	XNRF		
DAVID WARD	25150	XNJRN		

**CAM\_20221108\_E**  
**November 8, 2022**  
**Write-in Detail by Political Subdivision**  
**Camden County**

Black Horse Pike Regional Member BOE Glouc Twp  
Vote for One

Political Subdivision: Write-in Name	Gloucester Twp	Machine	Vote for One	Machine	Vote for One	Machine	Vote for One
PETERGLOWACKI		25752		25752		XNRR	
BILL FRY		25771		25771		XNMX	

Local BOE - Gloucester Township  
Vote for Three

Political Subdivision: Write-in Name	Gloucester Twp	Machine	Vote for Three	Machine	Vote for Three	Machine	Vote for Three
JENNIFER GARGULO		25145		25145		XNJZ	
JENNIFER GARGULO		25145		25145		XNJZ	
JENNIFER GARGULO		25145		25145		XNJZ	
SCOTT CHINAPPI		25150		25150		XNJRN	
VALERIE WARD		25150		25150		XNJRN	
JOSHUA WARD		25150		25150		XNJRN	
KATHRINE VANDERPOEL		25153		25153		XNRFJ	
VACANT		25153		25153		XNRFJ	
MALACHIM MANNING		25159		25159		XNJRF	
SARAH MANNING		25159		25159		XNJRF	
MARTIN J OWENS		25159		25159		XNJRF	
KEITH GIBBONS		25170		25170		XNNCN	
CHRISTOPHER M GILBERT		25176		25176		XNNMC	
GEORGE HUDSON		25184		25184		XNCCR	
GEORGE HUDSON		25184		25184		XNCCR	
GEORGE HUDSON		25184		25184		XNCCR	
WALTER HECK		25184		25184		XNHTH	
KEITHGIBBONS		25473		25473		XNJHR	
EILEEN DUZENSKI		25475		25475		XNRMT	
RON DUZENSKI JR.		25475		25475		XNRMT	
ME		25476		25476		XNMT	
ME		25476		25476		XNMT	
ME		25476		25476		XNMT	
VICKY		25476		25476		XNMT	
DONALD HAVEN JR		25479		25479		XNRFH	
DONALD HAVEN JR		25479		25479		XNRFH	
DONALD HAVEN JR		25479		25479		XNRFH	
JENNIFER ODONNELL		25480		25480		XNHTF	
KEITHGIBBONS-		25481		25481		XNHTF	
LANNTKIEU		25482		25482		XNHTN	
TODD-GREDESKY		25482		25482		XNNMN	

November 09, 2022 5:15 PM Page 42 of 101

**CAM\_20221108\_E**  
**November 8, 2022**  
**Write-in Detail by Political Subdivision**  
**Camden County**

Black Horse Pike Regional Member BOE Glouc Twp  
Vote for One

Political Subdivision: Write-in Name	Gloucester Twp	Machine	Vote for One	Machine	Vote for One	Machine	Vote for One
NONE OF THE ABOVE		25476		25476		XNCJM	
ME		25476		25476		XNMT	
VICKY JENSEN		25476		25476		XNMT	
MIKE EHRIE		25479		25479		XNCRM	
DONALD HAVEN JR		25479		25479		XNRFH	
CHARLES-PILDIS		25481		25481		XNJZJ	
SEAN HENGST		25488		25488		XNCMZ	
CHASE VEACOCK		25488		25488		XNHTN	
ROLAND GOTHARD		25488		25488		XNRT	
JOHN SMITH		25489		25489		XNJFX	
WILSON		25489		25489		XNJTR	
JOSEPH ALLEN		25489		25489		XNHHH	
MERCADO BLOWS MAYER		25489		25489		XNRFJ	
BBB		25491		25491		XNCMM	
MICKEY MOUSE		25491		25491		XNCMN	
BRUCE MARTIN		25491		25491		XNJZT	
JESUS		25491		25491		XNHHZ	
MICHAEL SEMPLE JR		25491		25491		XNRFH	
JONES		25492		25492		XNJRH	
BRANDON		25494		25494		XNCF	
SAW SWEET		25496		25496		XNCCM	
EDWARD RAINAS		25496		25496		XNNMH	
DIMALULO		25497		25497		XNCJH	
RONALO DUZENSKI		25497		25497		XNCMZ	
DANI-PARIS		25497		25497		XNNHM	
PAUL-KRUG		25498		25498		XNCHM	
TODD LESTER		25498		25498		XNCJR	
JUAN-ESTRADA		25498		25498		XNHFJ	
DONALD TRUMP		25501		25501		XNHTH	
PAUL KRUG		25502		25502		XNHTN	
JOHN BARRETT		25502		25502		XNCMN	
SAW SWEET		25502		25502		XNRC	
CHRISTINA SAMPSON		25502		25502		XNRR	
DAVID JOHNSON		25504		25504		XNCCX	
MARCUS BABA OYE		25504		25504		XNCR	
MATTHEW-WLOUCIECHOWSKI		25508		25508		XNRMZ	
JOHN		25509		25509		XNRT	
TOBY		25711		25711		XNRR	
ERIC STROUSE		25751		25751		XNCCZ	

November 09, 2022 5:15 PM Page 41 of 101

**CAM\_20221108\_E**  
**November 8, 2022**  
**Write-in Detail by Political Subdivision**  
**Camden County**

Local BOE- Gloucester Township  
Vote for Three

Political Subdivision:	Write-in Name	Machine	Vote for Three	Write-in Name	Machine	Vote for Three
Gloucester Twp	JONATHAN-CRISMOND	25482	XNNMN			
	DEFUND-SCHOOLS	25482	XNNMN			
	MUSA WILLIAMS	25487	XNRFJ			
	MICKEY MOUSE	25491	XNRFH			
	NICHOLAS KIM CAPPOLA	25491	XNRFH			
	HARVEY WINSTEIN	25491	XNRFH			
	ELAINE LEVINS	25494	XNRRM			
	MELVIN	25496	XNRCM			
	WILSON	25497	XNCJH			
	THOMAS	25497	XNCJH			
	ODONNELL	25497	XNCJH			
	JASON EVANS	25498	XNHFH			
	FRANK GARRIEL	25498	XNHFH			
	MARCUS-BABAJOYE	25504	XNCRG			
	MATTHEW-WOJCIECHOWSKI	25508	XNRMZ			

Local BOE- Haddon Township  
Vote for Three

Political Subdivision:	Write-in Name	Machine	Vote for Three	Write-in Name	Machine	Vote for Three
Haddon Twp	DONALD TRUMP	25188	XNNCC			
	KEN HILDEBRANDT	25194	XNNCM			
	JOSEPH FAZAKERLEY	25195	XNCCH			
	NJ PAROLE SUX	25197	XNRFJ			
	NJ PAROLESSUX	25197	XNRFJ			
	NJ PAROLE SUX	25197	XNRFJ			
	JOSEPH TALAROWSKI	25512	XNCJH			
	KEN HILDEBRANDT	25516	XNCCC			
	MOLLY HULING	25516	XNJFF			
	KEN LINEMAN	25519	XNHFT			
	ROBERT SUMMERHAYES	25522	XNRFJ			
	NO ONE	25523	XNNCH			
	NO ONE	25523	XNNCH			
	DECRISTOFARO.SCOT	25523	XNNRR			
	SANITY	25524	XNCJH			
	JUHAS.BILL	25524	XNHTM			
	MISS-PIGGY	25524	XNUTH			
	SCOTT SORRENTINO	25717	XNNRN			

November 09, 2022 5:15 PM Page 43 of 101

**CAM\_20221108\_E**  
**November 8, 2022**  
**Write-in Detail by Political Subdivision**  
**Camden County**

Local BOE- Haddon Township  
Vote for Three

Political Subdivision:	Write-in Name	Machine	Vote for Three	Write-in Name	Machine	Vote for Three
Haddon Twp	MARTHA CASEY	25730	XNCHU			
	LAWRENCE RICHIO	25730	XNCHU			
	SEAN MCGRATH	25730	XNCRG			
	IAN SCHULTZ	25730	XNCRG			
	MARGARET-MAINES	25766	XNHFR			
	MARK ROWAND	25766	XNHTR			

Local BOE- Haddonfield Boro UNEX  
Vote for One

Political Subdivision:	Write-in Name	Machine	Vote for One	Write-in Name	Machine	Vote for One
Haddonfield	ILISE FEITSHANS	25201	XNRFH			
	BRIAN MCGORRY	25207	XNCMX			
	DANIEL RILEY	25707	XNCXC			
	JESUS	25768	XNCMN			

Local BOE- Haddonfield Boro  
Vote for Three

Political Subdivision:	Write-in Name	Machine	Vote for Three	Write-in Name	Machine	Vote for Three
Haddonfield	MARK RUSC	25200	XNCCN			
	DEVORA LAPIDOT	25200	XNCCN			
	CHARLES SMEDLEY	25200	XNCCN			
	MARK RUSC	25200	XNCRG			
	DEVORA LAPIDOT	25200	XNCRG			
	DEVORA LAPIDOT	25200	XNHTH			
	MARK RUSC	25200	XNHTH			
	MARC-RUSC	25200	XNHFT			
	MARK RUSC	25200	XNIZN			
	MARK RUSC	25200	XNRFJ			
	DEVORA LAPIDOT	25200	XNRFJ			
	MARK RUSC	25201	XNCCJ			
	DEVORA LAPIDOT	25201	XNCCJ			
	MARK RUSC	25201	XNCRX			
	DEVORA LAPIDOT	25201	XNCRX			
	MARK RUSC	25201	XNHTR			
	DEVORA LAPIDOT	25201	XNHTR			

November 09, 2022 5:15 PM Page 44 of 101



**CAM\_20221108\_E**  
**November 8, 2022**  
**Write-in Detail by Political Subdivision**  
**Camden County**

Local BOE - Haddonfield Boro  
 Vote for Three

Political Subdivision: Write-in Name	Haddonfield	Machine	Voter Tag
DEVORA		25205	XNHHH
MARC RUSC		25205	XNNMT
DEVORA LAPIDOT		25205	XNNMT
MARC RUSC		25206	XNCCZ
DEVORA LAPIDOT		25206	XNCCZ
MARK RUSC		25206	XNCJC
MARY BURKE		25206	XNCJC
DEVORA LAPIDOT		25206	XNCJC
MARC RUSC		25206	XNJFX
DEVORA LAPIDOT		25206	XNJFX
MARK RUSC		25206	XNJFZ
DEVORA LAPIDOT		25206	XNJFZ
MARK RUSC		25206	XNJTZ
DEVORA LAPIDOT		25206	XNJTZ
MARK RUSC		25206	XNNMF
DEVORA LAPIDOT		25206	XNNMF
DEVORA LAPIDOT		25206	XNNMN
MICKEY		25207	XNCJR
RUSC.MARK		25207	XNCMJ
LAPIDOT,DEVORA		25207	XNCMJ
WESTON WILLIAMS		25207	XNCMX
NICK DIPADOVA		25207	XNCMX
JACK MALADY		25207	XNCMX
DEVORA LAPIDOT		25207	XNJMU
MARK RUSC		25207	XNJRM
DEVORA LAPIDOT		25207	XNJRM
LOPIDOT		25207	XNNHZ
MARC-RUSC		25207	XNNHZ
BRIAN CORBETT		25207	XNNRC
BRETT MOWER		25207	XNNRC
BRETT MOWER		25207	XNNRC
MARK RUSC		25208	XNHTC
DEVORA LAPIDOT		25208	XNHTC
KEVIN TASSINI		25208	XNHTT
NICOLE FLYNN		25208	XNHTT
KATIE COYLE		25208	XNHTT
DEVORA LAPIDOT		25208	XNNRJ
MARK-RUSC		25208	XNNRJ
MATT MAZZA		25209	XNCCF

November 09, 2022 5:15 PM  
 Page 46 of 101

**CAM\_20221108\_E**  
**November 8, 2022**  
**Write-in Detail by Political Subdivision**  
**Camden County**

Local BOE - Haddonfield Boro  
 Vote for Three

Political Subdivision: Write-in Name	Haddonfield	Machine	Voter Tag
CHRIS MAYNES		25201	XNHTR
MARC RUSC		25201	XNNRC
DEVORA LAPIDOT		25201	XNNRC
MARC RUSC		25201	XNNRX
DEVORA LAPIDOT		25201	XNNRX
ILISE FEITSHANS		25201	XNRFH
ILISE FEITSHANS		25201	XNRFH
ILISE FEITSHANS		25201	XNRFH
MARK-RUSC		25201	XNRRM
DEVORA LAPIDOT		25201	XNRRM
MARK RUSC		25202	XNCCX
DEVORALAPIDOT		25202	XNCCX
MARK RUSC		25202	XNHFF
NOT LINDA		25202	XNHFF
CHRIS MAYNES		25202	XNJFT
MARK RUSC		25202	XNJFT
MARK RUSC		25202	XNJHC
DEVORA LAPIDOT		25202	XNNHM
STEVEN SPRINGER		25203	XNNHM
MARK RUSC		25203	XNHFF
DEVORA LAPIDOT		25203	XNHFF
MARK RUSC		25203	XNHTJ
DEVORA LAPIDOT		25203	XNHTJ
MARK RUSC		25203	XNHTX
DEVORALAPIDOT		25203	XNHTX
MARK RUSC		25203	XNHTZ
DEVORALAPIDOT		25203	XNHTZ
JENNIFER FULLER		25203	XNCCN
MARC RUSC		25203	XNCCN
DEVORA LAPIDOT		25203	XNCCN
DEVORA LAPIDOT		25203	XNCCN
MARK RUSC		25203	XNNHT
DEVORA LAPIDOT		25203	XNNHT
MARK RUSC		25205	XNNRT
MARK-RUSC		25205	XNCCN
DEVORA LAPIDOT		25205	XNCCN
MARK RUSC		25205	XNHFN
DEVORA LAPIDOT		25205	XNHFN
MARK RUSC		25205	XNHFF
DEVORA LAPIDOT		25205	XNHFF
JASON MILLER		25205	XNHFZ
MARK RUSC		25205	XNHFZ
MARK RUSC		25205	XNHHH
MARK RUSC		25205	XNHHH

November 09, 2022 5:15 PM  
 Page 45 of 101

**CAM\_20221108\_E**  
**November 8, 2022**  
**Write-in Detail by Political Subdivision**  
**Camden County**

Local BOE - Haddonfield Boro  
 Vote for Three

Political Subdivision: Write-in Name	Haddonfield	Machine	Vote for Three	Machine	Vote for Three	Machine	Vote for Three
MAUREN EYLES		25533		25533		XNJFN	
HEATHER PAOLI		25533		25533		XNJFN	
AMY GOODWORTH		25533		25533		XNNHR	
DANIEL RILEY		25707		25707		XNCHC	
DANIEL RILEY		25707		25707		XNCHC	
MARK RVSC		25707		25707		XNCJH	
DEVORA LAPIDOT		25707		25707		XNCJH	
MARK RUSC		25707		25707		XNCMR	
DEVORA LAPIDOT		25707		25707		XNCMR	
MARK RUSC		25707		25707		XNCRX	
DEVORA LAPIDOT		25707		25707		XNCRX	
MARK RUSC		25707		25707		XNHFF	
DEVORA LAPIDOT		25707		25707		XNHFF	
MARK RUSC		25707		25707		XNHFF	
DEVORA LAPIDOT		25707		25707		XNHFF	
MARK RUSC		25707		25707		XNHFF	
DEVORA LAPIDOT		25707		25707		XNHFF	
MARK RUSC		25707		25707		XNHFF	
DEVORA LAPIDOT		25707		25707		XNHFF	
MARK RUSC		25707		25707		XNHFF	
DEVORA LAPIDOT		25707		25707		XNHFF	
WALTER WIEDENBACHER		25707		25707		XNRMZ	
MARK RUSC		25707		25707		XNRMZ	
DEVORA LAPIDOT		25707		25707		XNRMZ	
MARK RUSC		25707		25707		XNRMZ	
DEVORA LAPIDOT		25707		25707		XNRMZ	
MARK RUSC		25707		25707		XNRMZ	
DEVORA LAPIDOT		25707		25707		XNRMZ	
WALTER WIEDENBACHER		25707		25707		XNRRR	
MARK RUSC		25707		25707		XNRRR	
DEVORA LAPIDOT		25707		25707		XNRRR	
MARK RUSC		25707		25707		XNRRR	
DEVORA LAPIDOT		25707		25707		XNRRR	
PAUL REIS		25726		25726		XNRMX	
NAYHADIXIT		25726		25726		XNRMX	
GORDON MOORE		25726		25726		XNRMX	
VICKI CUMMINS		25768		25768		XNRCM	
MARK RUSC		25768		25768		XNRCM	
DEVORA LAPIDOT		25768		25768		XNRCM	

Haddon Heights Council  
 Vote for Two

Political Subdivision: Write-in Name	Haddon Heights	Machine	Vote for Two	Machine	Vote for Two	Machine	Vote for Two
JOHN SMITH		25212		25212		XNCRJ	
ERIC OSTOCK		25212		25212		XNCRJ	
CARMELLA FANNELI		25213		25213		XNHFF	
MICKEY		25214		25214		XNHFF	

**CAM\_20221108\_E**  
**November 8, 2022**  
**Write-in Detail by Political Subdivision**  
**Camden County**

Local BOE - Haddonfield Boro  
 Vote for Three

Political Subdivision: Write-in Name	Haddonfield	Machine	Vote for Three	Machine	Vote for Three	Machine	Vote for Three
DEVORALAPIDOT		25209		25209		XNCCZ	
GREGG MILLS		25209		25209		XNJZJ	
DEVORA LAPIDOT		25525		25525		XNHTX	
MARC RUSC		25525		25525		XNHC	
DEVORALAPIDOT		25525		25525		XNHC	
DEREK LEBEAU		25525		25525		XNMAX	
PETER BARNES		25525		25525		XNMAX	
DAVID LOETHER		25525		25525		XNMAX	
MARK RUSC		25525		25525		XNMT	
DEVORA LAPIDOT		25525		25525		XNMT	
LINDSAY TURNER		25525		25525		XNMT	
JOSEPH DELDUCA		25528		25528		XNHTT	
BRETT MOWER		25528		25528		XNHTT	
LINDSAY TURNER		25528		25528		XNHTT	
MARK RUSC		25530		25530		XNCC	
DEVORA LAPIDOT		25530		25530		XNCC	
IMPEACH COLEEN BEZICH		25530		25530		XNCHJ	
MARK RUSC		25530		25530		XNCHJ	
DEVORAH LAPIDOT		25530		25530		XNHTJ	
MARK RUSC		25530		25530		XNHTJ	
JASON MILLER		25530		25530		XNMF	
DEVORA LAPIDOT		25530		25530		XNMF	
MARK RUSC		25530		25530		XNMF	
DEVORA LAPIDOT		25530		25530		XNMF	
MARK RUSC		25530		25530		XNRR	
DEVORA LAPIDOT		25530		25530		XNRR	
MARK RUSC		25531		25531		XNRCM	
DEVORA LAPIDOT		25531		25531		XNRCM	
MARK RUSC		25531		25531		XNRCM	
DEVORA LAPIDOT		25531		25531		XNRCM	
MARK RUSC		25531		25531		XNRCM	
DEVORA LAPIDOT		25531		25531		XNRCM	
RICHARD A SUPER		25532		25532		XNRR	
MARK RUSC		25532		25532		XNRR	
LAPIDOT		25532		25532		XNRR	
JOHN-UTAH		25533		25533		XNCCX	
MARK RUSC		25533		25533		XNCCX	
DEVORA LAPIDOT		25533		25533		XNCCM	
MARK RUSC		25533		25533		XNCCM	
DEVORA LAPIDOT		25533		25533		XNCRM	
DEVORA LAPIDOT		25533		25533		XNCRM	

CAM_20221108_E November 8, 2022 Write-in Detail by Political Subdivision Camden County Haddon Heights Council Vote for Two					
Political Subdivision:	Write-in Name	Machine	Vote for Two	Machine	Vote for Two
Haddon Heights	GOOPY	25214	XNHF		
	FJB	25214	XNRM		
	DENNIS CINALLI	25215	XNJMT		
	DENNIS CINALLI	25215	XNJMT		
	MICKY MOUSE	25215	XNNMR		
	DENNIS-CINALLI	25216	XNCCF		
	DENNIS-CINALLI	25216	XNCCF		
	MARIA-FISCHER	25216	XNHC		
	VALVARDI	25535	XNCCJ		
	ROBIN GOTILLA	25535	XNCF		
	DENNIS MANNING	25535	XNRFH		
	DENNIS MANNING	25535	XNRFH		
	INCOMPETET	25535	XNRM		
	JOSEPH KAPENSTEIN	25536	XNCMJ		
	JOSEPH KAPENSTEIN	25536	XNHTH		
	KEVIN-EHRET	25536	XNHTH		
	JEN-MOORE	25536	XNHTH		
	MIKE BASSETT	25536	XNNHN		
	CHRISTI CLARK	25537	XNCHF		
	CHARLES LACEY	25537	XNCHF		
	ALBERT OLIZI	25537	XNJFJ		
	MICKY MOUSE	25537	XNJFJ		
	SEANS CAT	25537	XNJMJ		
	ASH KETCHUM	25537	XNJMJ		
	BARB VARELA	25537	XNJZC		
	JEFF JOES	25537	XNJZC		
	HROLD LEE GRIFFITH	25537	XNCC		
	PAUL SWANHOLM	25537	XNCC		
	TRUMP	25537	XNHC		
	TRUMP	25537	XNHC		
THOMAS DALY	25537	XNNRH			
DAVID COSKY	25537	XNNRH			
MICHAEL-FROBERG	25537	XNNRX			
MICHAEL-FROBERG	25537	XNNRX			
BATMAN	25538	XNNCH			
ANYONF-ELSE	25538	XNNCH			
STEPHEN LARAMIE	25540	XNJTF			
RYLEIGH FREUND	25540	XNJTF			
WILLIAM-SMITH	25540	XNNRT			
JENNIFER-MENTZER	25540	XNNRT			
PATRICK STAR	25541	XNHTX			
SPONGEBOB	25541	XNHTX			

CAM_20221108_E November 8, 2022 Write-in Detail by Political Subdivision Camden County Haddon Heights Council Vote for Two						
Political Subdivision:	Write-in Name	Machine	Vote for Two	Machine	Vote for Two	
Haddon Heights	SOMEONE ELSE	25541	XNHR			
	KATHY-LANGE	25541	XNNHR			
	KEVIN EHRET	25541	XNNRR			
	JENNIFER MOORE	25541	XNNRR			
	JEN MOORE	25723	XNMC			
	KEVIN EHRET	25723	XNMC			
	LETS GO BRANDON	25723	XNCCJ			
	LETS GO BRANDON	25723	XNCCJ			
	Local BOE- Haddon Heights Boro					
	Local BOE- Haddon Heights Boro					
Haddon Heights	DENNIS CINALLI	25215	XNJMT			
	DENNIS CINALLI	25215	XNJMT			
	DENNIS CINALLI	25215	XNJMT			
	DENNIS-CINALLI	25216	XNCCF			
	DENNIS-CINALLI	25216	XNCCF			
	DENNIS-CINALLI	25216	XNCCF			
	MYSELF	25216	XNCHF			
	ME	25216	XNCHF			
	I	25216	XNCHF			
	DANNIELE MC TETI	25535	XNHFC			
	CHRIS ORLANDO	25535	XNHFC			
	GINA ROGERS	25537	XNCHF			
	BILL WATSON	25537	XNCHF			
	SCHRANK	25537	XNHF			
	MICKY MOUSE	25537	XNJMJ			
	IDC	25537	XNJMJ			
	DONALD DUCK	25537	XNJMJ			
	GRILLO	25541	XNJTT			
	VALERIE FRANECKI	25723	XNHTM			
	Hi-Nelia Council					
	Hi-Nelia	ROBERT RICHES	25217	XNRM		
		ROBERT RICHES	25217	XNRM		

CAM\_20221108\_E

November 8, 2022

Write-in Detail by Political Subdivision  
Camden County

Local BOE - Laurel Springs Boro  
Vote for Three

Political Subdivision: Write-in Name	Laurel Springs	Machine	Vote for Three	Machine	Vote for Three
TONY CAROZZA		25218	XNCCZ		
MICHAEL CANNON		25218	XNHFM		
CAROLYN REDSTREAKE		25218	XNHFR		
CAROLYN REDSTREAKE		25218	XNHFN		
CAROLYN REDSTREAK		25218	XNHFX		
MICHAEL MERCER		25218	XNJZH		
MICHAEL MERCER		25218	XNJZH		
MICHAEL MERCER		25218	XNJZH		
DORIS WALSH		25218	XNIMZ		
CAROLYN REDSTREAKE		25218	XNNRR		
KUTYLA JAN		25218	XNRFJ		
GEORGE LECAKES		25219	XNCRJ		
VICTORIA OWENS		25219	XNHFC		
CAROLYN REDSTREAKE		25219	XNHFH		
CAROLYN REDSTREAKE		25219	XNHFM		
VICTORIA OWENS		25219	XNHFR		
CAROLYN REDSTREAKE		25219	XNHFX		
VICTORIA OWENS		25219	XNHFC		
CAROLYN REDSTREAK		25219	XNHFN		
CAROLYN REDSTREAKE		25219	XNHFT		
CAROLYN REDSTREAKE		25219	XNHCJ		
VOID		25219	XNCRJ		
VICTORIA OWENS		25219	XNHFM		
CAROLYN REDSTREAKE		25219	XNHFR		
CAROLYN REDSTREAKA		25219	XNIMF		
CAROLYN REDSTREAKE		25219	XNIMX		
CAROLYN REDSTREAKE		25219	XNNRT		
VICTORIA OWENS		25219	XNRFJ		
VICTORIA OWENS		25219	XNRFN		
CAROLYN REDSTREAKE		25219	XNRMJ		
CAROLYN REDSTREAKE		25219	XNRRR		
CAROLYN REDSTREAKE		25543	XNCCC		
MICHAEL MERCER		25543	XNCCJ		
MICHAEL MERCER		25543	XNCCJ		
MICHAEL MERCER		25543	XNCCJ		
CAROLYN REDSTREAKE		25543	XNCCJ		
CAROLYN REDSTREAKE		25543	XNCCJ		
DICK CANNON		25543	XNCCJ		

CAM\_20221108\_E

November 8, 2022

Write-in Detail by Political Subdivision  
Camden County

Hi-Nella Council  
Vote for Two

Political Subdivision: Write-in Name	Hi-Nella Council	Machine	Vote for Two	Machine	Vote for Two
CHRISTOPHER SOLANO		25542	XNCJM		
JOHN LEX		25542	XNHTJ		
ED MUSKA		25542	XNJZC		
JANET WILLIAMS		25542	XNJZH		
JANET WILLIAMS		25542	XNRRR		

Political Subdivision: Write-in Name	Laurel Springs	Machine	Vote for Two	Machine	Vote for Two
ANTHONY CAROZZA		25218	XNCCZ		
MICHAEL MERCER		25218	XNJZH		
MICHAEL MERCER		25218	XNJZH		
BARRY CARLSON		25218	XNJZJ		
BARRY CARLSON		25218	XNJZJ		
DOMINIC SCHIAVO		25218	XNHHH		
DONALD DUCK		25218	XNHHH		
MICHAEL MERCER		25543	XNCCJ		
ANTHONY MIGNONE		25543	XNCJH		
LARRY WINTERS		25543	XNCJH		
ANTHONY DIGEROLAMO		25543	XNHTE		
ANTHONY DIGEROLAMO		25543	XNHTE		
CHUMPY		25543	XNNRR		
CAROLYN REDSTREAKE		25544	XNHFT		
ERICK FORD		25544	XNHFE		
DOUG DELPIDIO		25544	XNHFE		
ELIZABETH FORD		25544	XNJFF		
DANIEL LANG		25544	XNJFX		
ERIN DOHERTY		25544	XNJFX		
CAROLYN		25544	XNJMR		
CAROLYN REDSTREAKB		25544	XNJMR		
CHRIS		25544	XNJMZ		
KEANE		25544	XNJMZ		
CAROLYN REDSTREAK		25544	XNNMM		

CAM\_20221108\_E

November 8, 2022

Write-in Detail by Political Subdivision  
Camden County

Local BOE- Laurel Springs Boro  
Vote for Three

Political Subdivision: Write-in Name	Laurel Springs	Machine	Vote for Three	Machine	Vote for Three	Machine	Vote for Three
VICTORIA OWENS		25543	XNHZ				
ANTHONY DIGEROLAMO		25543	XNHTF				
ANTHONY DIGEROLAMO		25543	XNHTF				
ANTHONY DIGEROLAMO		25543	XNHTF				
CAROLYN REDSTREAKE		25543	XNJFX				
CAROLYN REDSTREAKE		25543	XNJZH				
CAROLYN REDSTREAKE		25543	XNCH				
REDSTRICK		25543	XNHC				
CAROLYN REREK		25543	XNHX				
CAROLYN REDSTREAKE		25543	XNMU				
CAROLYN REDSTREAK		25543	XNRR				
CAROLYN REDSTREAK		25543	XNRT				
CAROLYN REDSTREAK		25543	XNRMZ				
DANA OBST		25544	XNCCM				
JAKE-FALANA		25544	XNCC				
ANTHONY CAROZZA		25544	XNCFH				
CAROLYN REDSTREAKE		25544	XNCHR				
VICTORIA OWENS		25544	XNCHZ				
CAROLYN REDSTREAK		25544	XNCHZ				
CAROL REDSTREAKE		25544	XNCHZ				
VICTORIA OWENS		25544	XNCRJ				
CAROLYN REDSTREAKE		25544	XNCRZ				
VICTORIA OWENS		25544	XNCTC				
VICTORIA OWENS		25544	XNCTZ				
CAROLYN REDSTREAKE		25544	XNFF				
ROY FREDERICK KANE		25544	XNHFJ				
CAROLYN REDSTREAKE		25544	XNHFM				
CAROLYN REDSTREAKE		25544	XNHFR				
CAROLYN REDSTREAKE		25544	XNHFFZ				
CAROLYN REDSTREAKE		25544	XNHTC				
CAROLYN REDSTREAKE		25544	XNHTT				
KEN CHEESEMAN		25544	XNJCH				
CAROLYN REDSTREAKE		25544	XNJFC				
ELIZABETH FORD		25544	XNJFF				
CAROLINE REDSTREAK		25544	XNJFH				
DANIEL LANG		25544	XNJFR				
CAROLYN REDSTREAK		25544	XNJFT				
CAROLYN REDSTREAKE		25544	XNJFX				
CAROLINE REDSTREAKE		25544	XNJFZ				
CAROLYN REDSTREAKE		25544	XNJHC				

CAM\_20221108\_E

November 8, 2022

Write-in Detail by Political Subdivision  
Camden County

Local BOE- Laurel Springs Boro  
Vote for Three

Political Subdivision: Write-in Name	Laurel Springs	Machine	Vote for Three	Machine	Vote for Three	Machine	Vote for Three
CAROLYN REDSTREAKE		25544	XNJHH				
CAROLYN REDSTREAKE		25544	XNJHM				
CAROLYN REDSTREAKE		25544	XNJHR				
NA		25544	XNJMU				
CAROLYN REDSTREAKE		25544	XNJMR				
CAROLYN REDSTREAK		25544	XNJRJ				
CAROLYN REDSTREAKE		25544	XNJRN				
MICHAEL BROWN		25544	XNJRR				
DOLLIE GALLAGHER		25544	XNJRR				
VICTORIA OWENS		25544	XNJRT				
CAROLYN REDSTREAKE		25544	XNJRT				
CAROL REDSTREET		25544	XNJTM				
VICTORIA OWENS		25544	XNJTN				
CAROLYN REDSTREAKE		25544	XNJZT				
HOWARD-MILLER		25544	XNCC				
CAROLYN REDSTREAK		25544	XNCCN				
VICTORIA OWENS		25544	XNCR				
CAROLYN REDSTREAKE		25544	XNCHR				
CAROLYN REDSTREAKE		25544	XNMMH				
VICTORIA OWENS		25544	XNMM				
CAROLYN REDSTREAKE		25544	XNMMR				
VICTORIA OWENS		25544	XNMT				
ELIZABETH FORD		25544	XNNRC				
DANIELLE DICKINSON		25544	XNNRN				
HOWARD-MILLER		25544	XNNRT				
CAROLYN REDSTREAKE		25544	XNRFJ				
CAROLYN REDSTREAKE		25544	XNRFX				
VICTORIA OWENS		25544	XNRM				
CAROLYN REDSTREAKE		25544	XNRRM				

Laurel Springs Mayor  
Vote for One

Political Subdivision: Write-in Name	Laurel Springs	Machine	Vote for One	Machine	Vote for One	Machine	Vote for One
ROBERT LEE		25220	XNNHF				
NICHOLAS BLACKSHEAR		25220	XNNRX				
REPAVE EAST CHARLESTON A		25221	XNCMM				
IVRIN		25221	XNHTX				

CAM\_20221108\_E  
November 8, 2022  
Write-in Detail by Political Subdivision  
Camden County

Lawnside Mayor  
Vote for One

Political Subdivision: Write-in Name	Lawnside	Machine	Write-in Name	Machine	Write-in Name	Machine	Write-in Name	Machine	Write-in Name	Machine	Write-in Name	Machine	Write-in Name	Machine	Write-in Name	Machine	Write-in Name	Machine
CLIFFORD STILL		25221	XNHT															
RICHARD FOX		25545	XNCFM															
ERVIN MEARS		25545	XNCMJ															
CLIFFORD STILL		25545	XNCMM															
NICHOLAS-BLACKSHEAR		25545	XNJFZ															
LINDA SHOCKLEY		25545	XNJMZ															
ERVIN MEARS		25546	XNCTT															

Lawnside Council  
Vote for Two

Political Subdivision: Write-in Name	Lawnside	Machine	Write-in Name	Machine	Write-in Name	Machine	Write-in Name	Machine	Write-in Name	Machine	Write-in Name	Machine	Write-in Name	Machine	Write-in Name	Machine	Write-in Name	Machine
RUSSELL MENOKEN		25220	XNRRX															
RUSSELL MENOKEN		25545	XNJFZ															

Local BOE-Lawnside UNEX  
Vote For One

Political Subdivision: Write-in Name	Lawnside	Machine	Write-in Name	Machine	Write-in Name	Machine	Write-in Name	Machine	Write-in Name	Machine	Write-in Name	Machine	Write-in Name	Machine	Write-in Name	Machine	Write-in Name	Machine
INDIACRIS		25220	XNMR															
WILLIAM JORDAN		25220	XNRT															
LESLIE MINATEE		25220	XNRRX															
SAM HYDE		25221	XNCHR															
AUTTERBRIDGE		25221	XNCHT															
CHARLES MCNEIL		25221	XNHFZ															
MILKE WINTHERS		25221	XNJFJ															
ERVIN MEARS		25221	XNJFM															
JAMES MOTON		25221	XNJFZ															
BOB-T		25221	XNCH															
ANAIAH EL		25221	XNHC															
DAJAISA GIBSON		25221	XNHJ															
NA		25546	XNCFM															
DAJASHIA GIBSON		25546	XNHT															
SYDNEY HURLEY		25546	XNJZJ															

CAM\_20221108\_E  
November 8, 2022  
Write-in Detail by Political Subdivision  
Camden County

Local BOE- Lawnside Boro  
Vote for Three

Political Subdivision: Write-in Name	Lawnside	Machine	Write-in Name	Machine	Write-in Name	Machine	Write-in Name	Machine	Write-in Name	Machine	Write-in Name	Machine	Write-in Name	Machine	Write-in Name	Machine	Write-in Name	Machine
FATIMAH HAYES		25220	XNCMN															
FATIMAH HAYES		25220	XNNMJ															
DAEJHADEYONNIA		25220	XNNMN															
MUNEERAH HIGGS		25221	XNJZT															
ALEXIS WILSON		25221	XNHJ															
NONE		25545	XNCFM															
DONNA		25545	XNCFH															
INDIA CRISS		25545	XNJRF															
HAYES		25545	XNJRJ															
MICHAEL HARPER		25546	XNCJR															
FATIMAH HAYES		25546	XNCMJ															
NOONE		25546	XNHTJ															
MARSHAREE WRIGHT		25546	XNJZJ															
INDIA CRISS		25546	XNJZJ															
FATHAMHAYES		25546	XNNMF															

Lindenwold Council  
Vote for Two

Political Subdivision: Write-in Name	Lindenwold	Machine	Write-in Name	Machine	Write-in Name	Machine	Write-in Name	Machine	Write-in Name	Machine	Write-in Name	Machine	Write-in Name	Machine	Write-in Name	Machine	Write-in Name	Machine
JUSTIN N JACKSON JR		25222	XNJZT															
MATTHEW-ASTOR		25222	XNNMN															
KENNETH SMITH		25222	XNNMN															
CRAIG GECKLE		25223	XNCHZ															
NANCY LISO		25223	XNCJH															
CHRIS LINSO		25223	XNCJH															
AMANDA VERHOORN		25224	XNCJH															
SCOTT ABBATE		25224	XNHTX															
FRED STOPPER		25224	XNHTX															
DONALD J TRUMP		25224	XNJFN															
DONALD J TRUMP		25224	XNJFN															
NOT-A-DEMOCRAT		25224	XNRFN															
BB KING		25227	XNJZJ															
ANDRE MCKOY		25228	XNHFT															
WILLIAM SANDERS JR		25229	XNNRJ															
ANYONE ELSE		25229	XNNRJ															
MATTHEW ASTOR		25547	XNCCZ															
KENNETH SMITH		25547	XNCCZ															

**CAM\_20221108\_E**  
November 8, 2022  
Write-in Detail by Political Subdivision  
Camden County

Local BOE- Lindenwold Boro Vote for Three			
Political Subdivision: Write-in Name	Machine	Machine	Voter Tag
Lindenwold			
PERLA PARALTA	25761		XNHTM
CARLITA BAKER	25761		XNHTM
ANGELA RODRIGUEZ	25761		XNHTM
Magnolia Council UNEX Vote For One			
Political Subdivision: Write-in Name	Machine	Machine	Voter Tag
Magnolia			
AUDREY SYKES	25233		XNCMH
ANDREW MARTINS	25233		XNHTU
RICHARD CRUZ	25234		XNCMF
RAND PAUL	25234		XNFFN
DOUG JIH	25557		XNRFJ
BUGS BUNNY	25558		XNNMC
KIMBERLY-MCLAUGHLIN	25558		XNNMJ
HERRMAN-MUNTER	25559		XNCRC
KANYE WEST	25559		XNJRN
Magnolia Council Vote for Two			
Political Subdivision: Write-in Name	Machine	Machine	Voter Tag
Magnolia			
RENEE NUSBAUMER	25233		XNCMH
PAUL NUSBAUMER	25233		XNCMH
RICHARD L CRUZ	25234		XNCMF
ALFRED HUSTON	25234		XNCMF
JEFFREY BROWNLOW	25556		XNHTC
DOUG JIH	25557		XNRFJ
DOUG JIH	25557		XNRFJ
COUNT CHOCULA	25558		XNJFF
SYLVESTER T CAT	25558		XNNMC
PORKY PIG	25558		XNNMC
KIMBERLY-MCLAUGHLIN	25558		XNNMJ
KIMBERLY-MCLAUGHLIN	25558		XNNMJ
KANYE	25559		XNCRC
ALF	25559		XNCRC
ALEX STEIN	25559		XNJRN

**CAM\_20221108\_E**  
November 8, 2022  
Write-in Detail by Political Subdivision  
Camden County

Lindenwold Council Vote for Two			
Political Subdivision: Write-in Name	Machine	Machine	Voter Tag
Lindenwold			
JOEFRANKS	25547		XNCHF
JOHN DOE	25547		XNCMJ
JANE DOE	25547		XNCMJ
JM	25550		XNNMC
JM	25550		XNNMC
RHYS HOSKINS	25550		XNNMR
THOMAS TANN	25550		XNRRF
IAN HASSELBERGER	25552		XNJZJ
MICKEY	25555		XNHRF
KELLY	25715		XNCMN
KELLY	25715		XNCMN
PEDRO CALIE	25761		XNHTM
BETHANEY CAMBELL	25761		XNHTM
Local BOE- Lindenwold Boro Vote for Three			
Political Subdivision: Write-in Name	Machine	Machine	Voter Tag
Lindenwold			
IAN MOSLEY	25222		XNJTX
RON BURROWS	25223		XNCHZ
NIAMHICKING	25223		XNCJM
MARISA ROBINSON	25225		XNNCM
MARISA ROBINSON	25225		XNNCM
MARISA ROBINSON	25225		XNNCM
FREEDOM	25229		XNNRJ
NO ONE	25229		XNNRJ
LIBERTY	25229		XNNRJ
KIM RILEY	25229		XNRRR
RICH HURTS	25547		XNCMJ
MICKEY MOUSE	25547		XNCMJ
DONALD DUCK	25547		XNHTT
-	25547		XNHTT
MOE	25550		XNNMR
SHEMP	25550		XNNMR
LARRY	25550		XNNMR
MYESHA	25551		XNRRR
FRANK DELUCCA	25555		XNRRR
NIAMAH KING	25715		XNHTN

**CAM\_20221108\_E**  
**November 8, 2022**  
**Write-in Detail by Political Subdivision**  
**Camden County**

MERCHANTVILLE MAYOR  
 Vote for One

Political Subdivision: Write-in Name	Machine	Vote for One	Machine	Vote for One
AJ BROWN	25562		25562	XNRRR

MERCHANTVILLE COUNCIL  
 Vote for Two

Political Subdivision: Write-in Name	Machine	Vote for Two	Machine	Vote for Two
DGETETHQHSVSU	25235		25235	XNCJM
OSPEGOTRIEFHCHUURURU	25235		25235	XNCJM
MARK THELMAN	25235		25235	XNCRH
TIM BRYERLY	25235		25235	XNCRH
NEVER-A-PERNO	25235		25235	XNMT
LOWER-TAXES	25236		25236	XNHTN
BRETT LOVELIDGE	25237		25237	XNCMF
HARRY DAVIS	25237		25237	XNCMM
HARRY DAVIS	25237		25237	XNCMM
ANY-WOMAN	25237		25237	XNIZN
NO-CHOICE	25237		25237	XNIZN
MATT MULHERN	25560		25560	XNCCT
MATT MULHERN	25560		25560	XNCCT
N E ONE	25560		25560	XNCJC
N E	25560		25560	XNCJC
DONALD DUCK	25560		25560	XNUIFF
PORKY PIG	25560		25560	XNUIFF
NONE	25560		25560	XNNMJ
NONE	25560		25560	XNNMJ
NICOLE NANCE	25562		25562	XNRFY
RON SULLIVAN	25562		25562	XNRRR

LOCAL BOE- MERCHANTVILLE BORO  
 Vote for Three

Political Subdivision: Write-in Name	Machine	Vote for Three	Machine	Vote for Three
RUBY-DELARUSA	25235		25235	XNCCC
ANNE-MARGHESSAULT	25235		25235	XNCCC
CATHERINE HAWN	25235		25235	XNCCX
RUBY-DELAROSA	25235		25235	XNCHF
RUBY-DELAROSA	25235		25235	XNCJH

**CAM\_20221108\_E**  
**November 8, 2022**  
**Write-in Detail by Political Subdivision**  
**Camden County**

MAGNOLIA COUNCIL  
 Vote for Two

Political Subdivision: Write-in Name	Machine	Vote for Two	Machine	Vote for Two
ALEX JONES	25569		25569	XNJRN

LOCAL BOE-MAGNOLIA BORO  
 Vote for Three

Political Subdivision: Write-in Name	Machine	Vote for Three	Machine	Vote for Three
CANNON	25231		25231	XNCRH
ROBERT F KENNEDY JR	25234		25234	XNFFN
DELBIGTREE	25234		25234	XNFFN
PETER DAWSON	25557		25557	XNCRM
DAN CORRIGAN	25557		25557	XNHTX
DOUG JIH	25557		25557	XNRFJ
DOUG JIH	25557		25557	XNRFJ
DOUG JIH	25557		25557	XNRFJ
GODFREY	25557		25557	XNMT

MERCHANTVILLE MAYOR  
 Vote for One

Political Subdivision: Write-in Name	Machine	Vote for One	Machine	Vote for One
OHEURTRTONNUW	25235		25235	XNCJM
JOSEPH MELCHIORRE	25235		25235	XNCRH
ZACH MOORE	25235		25235	XNJRU
PETER-RODRIGUEZ	25235		25235	XNRMZ
FIX-DOWNTOWN	25236		25236	XNHTN
HARRY DAVIS	25237		25237	XNCMM
YANNI	25237		25237	XNIZN
KEVIN PATTI	25237		25237	XNCCC
MATT MULHERN	25560		25560	XNCCT
N E ONE	25560		25560	XNCJC
WILEY COYTE	25560		25560	XNUIFF
ANYONE	25560		25560	XNNMJ
KIM BRADY	25560		25560	XNRFN
JOSEPH BOUVIER	25561		25561	XNCCN
ALL LIVES MATTER	25562		25562	XNCHF
ED REGAN	25562		25562	XNNHH
NICOLE	25562		25562	XNRFY



CAM\_20221108\_E

November 8, 2022

Write-in Detail by Political Subdivision  
Camden County

Local BOE- Merchantville Boro  
Vote for Three

Political Subdivision: Write-in Name	Machine	Vote for Three	Machine	Vote for Three
RYAN PLOTCHER	25236	XNMM	25236	XNMM
GRIFFIN KIOO	25236	XNRR	25236	XNRR
BRIAN BARNHART	25236	XNRR	25236	XNRR
STEVE-VOLKERT	25236	XNRFH	25236	XNRFH
RUBYDELAROSA	25236	XNRFH	25236	XNRFH
RUBY-DELROSA	25237	XNCJC	25237	XNCJC
RUBY-DELAROSA	25237	XNCJM	25237	XNCJM
RUBY-DELAROSA	25237	XNMC	25237	XNMC
RUBY DELAROSA	25237	XNCMF	25237	XNCMF
ANNE MARCHESSAULT	25237	XNCMF	25237	XNCMF
HARRY DAVIS	25237	XNCMM	25237	XNCMM
HARRY DAVIS	25237	XNCMM	25237	XNCMM
HARRY DAVIS	25237	XNCMM	25237	XNCMM
RUBY DELAROSA	25237	XNHF	25237	XNHF
KRISTEN FITZGERALD	25237	XNHF	25237	XNHF
RUBY DELAROSA	25237	XNHTJ	25237	XNHTJ
RUBY DELAROSA	25237	XNHTM	25237	XNHTM
LEBRON	25237	XNHTZ	25237	XNHTZ
RYAN PLOTCHER	25237	XNRC	25237	XNRC
RONALD SULLIVAN	25237	XNRC	25237	XNRC
DINATURAN	25237	XNRRM	25237	XNRRM
MATT MULHERN	25560	XNCT	25560	XNCT
MATT MULHERN	25560	XNCT	25560	XNCT
MATT MULHERN	25560	XNCT	25560	XNCT
RYAN PLOTCHER	25560	XNCJM	25560	XNCJM
ASHLEY BRENNAN	25560	XNCJM	25560	XNCJM
JENNIFER-PERNO	25560	XNRC	25560	XNRC
RUBY-DELAROSA	25560	XNRFN	25560	XNRFN
RYAN PLOTCHER	25560	XNHF	25560	XNHF
RUBY DELAROSA	25560	XNHF	25560	XNHF
RUBY DELAROSA	25560	XNHT	25560	XNHT
ANNE MARCHESSAULT	25560	XNHT	25560	XNHT
RUBY DELAROSA	25560	XNCH	25560	XNCH
ADAM WALLACE	25560	XNCH	25560	XNCH
RUBY DELAROSA	25560	XNHH	25560	XNHH
RUBY DELAROSA	25560	XNRF	25560	XNRF
ANNE MARCHESSAULT	25560	XNRF	25560	XNRF
RYAN PLOTCHER	25560	XNRFN	25560	XNRFN
RUBY DELAROSA	25560	XNRFN	25560	XNRFN
RYAN-PLOTCHER	25560	XNRFN	25560	XNRFN

CAM\_20221108\_E

November 8, 2022

Write-in Detail by Political Subdivision  
Camden County

Local BOE- Merchantville Boro  
Vote for Three

Political Subdivision: Write-in Name	Machine	Vote for Three	Machine	Vote for Three
RUBY-LAROSA	25235	XNCMF	25235	XNCMF
RYAN PLOTCHER	25235	XNCRF	25235	XNCRF
RUBY DELAROSA	25235	XNCRF	25235	XNCRF
JOSEPH MELCHIORRE	25235	XNCRH	25235	XNCRH
RUBY DELAROSA	25235	XNCRZ	25235	XNCRZ
JENNIFER PERNO	25235	XNHFH	25235	XNHFH
RUBY DELAROSA	25235	XNHFH	25235	XNHFH
RYAN FLOCHTER	25235	XNHHT	25235	XNHHT
RUBY DELAROSA	25235	XNHHT	25235	XNHHT
RYAN PLOTCHER	25235	XNJFC	25235	XNJFC
RYAN PLOTCHER	25235	XNJFC	25235	XNJFC
RYAN PLOTCHER	25235	XNJFJ	25235	XNJFJ
RUBY DELAROSA	25235	XNJFJ	25235	XNJFJ
RUBY GONZALEZ	25235	XNJMH	25235	XNJMH
RUBY DELAROSA	25235	XNJRC	25235	XNJRC
RYAN PLOTCHER	25235	XNJRC	25235	XNJRC
ANNE MARCHESSAULT	25235	XNJRM	25235	XNJRM
RUBY DELAROSA	25235	XNJRM	25235	XNJRM
LUCIEN OSBORN	25235	XNJTC	25235	XNJTC
RUBY DELAROSA	25235	XNJTM	25235	XNJTM
RYAN PLOTCHER	25235	XNJTX	25235	XNJTX
RUBY DELAROSA	25235	XNJTX	25235	XNJTX
EMILY WOOD	25235	XNJTX	25235	XNJTX
ANNE MARCHESSAULT	25235	XNJZF	25235	XNJZF
AMI MEACHUM	25235	XNJZN	25235	XNJZN
RYBY-DELAROSA	25235	XNNMC	25235	XNNMC
AMANDA AARON	25235	XNNMU	25235	XNNMU
AMANDA AARON	25235	XNNMU	25235	XNNMU
RYAN PLOTCHER	25235	XNNMX	25235	XNNMX
RYAN PLOTCHER	25235	XNNRX	25235	XNNRX
RUBY DELAROSA	25235	XNNRX	25235	XNNRX
RYAN PLOTCHER	25235	XNRM	25235	XNRM
RUBY DELAROSA	25235	XNRM	25235	XNRM
ALPHA-THREE	25235	XNRMZ	25235	XNRMZ
RUBYDELAROSA	25236	XNCMM	25236	XNCMM
RYAN PLATCHER	25236	XNCRM	25236	XNCRM
RYAN DELAROSA	25236	XNCRM	25236	XNCRM
JOE MOFFETT	25236	XNHTN	25236	XNHTN
RUBY DELAROSA	25236	XNJZN	25236	XNJZN

**CAM\_20221108\_E**  
November 8, 2022  
Write-in Detail by Political Subdivision  
Camden County

Local BOE- Mt. Ephraim Boro  
Vote for Three

Political Subdivision: Write-in Name	Mt. Ephraim	Machine	Vote for Three	Machine	Vote for Three
-JOE STEVENS		25563		25563	XNXC
FRANK FRANKOWSKI		25563		25563	XNRC
MIKE DELUCCA		25564		25564	XNRC
FRAVK		25566		25566	XNHT
FRANK FRANKOWSKI		25695		25695	XNCF
NICK DIP		25695		25695	XNCF
FRANK FRANKOWSKI		25695		25695	XNCF

Oaklyn Council  
Vote for Two

Political Subdivision: Write-in Name	Oaklyn	Machine	Vote for Two	Machine	Vote for Two
JEFF KASTEN		25242		25242	XNJH
JENNIFER ROTINDO		25242		25242	XNRC
BILL SUPER		25242		25242	XNRC
FRED BARTLING		25243		25243	XNCJ
RICHARD LAMB		25243		25243	XNHF
PAT EAGAN		25243		25243	XNJR
HALLEE		25243		25243	XNJZ
MICHAEL JOHNSON		25244		25244	XNCH
ALEX BILICKI		25244		25244	XNMX
MIKE JHONSON		25244		25244	XNJZ
JASON BATALONI		25245		25245	XNCH
BRETT BATALONI		25245		25245	XNCH
JASON BATALONI		25245		25245	XNCC
BRETT BATALONI		25245		25245	XNCC
TITO		25245		25245	XNCJ
ADAM SHERR		25245		25245	XNHT
ADAM SHERR		25245		25245	XNHN
JASON BATALONI		25245		25245	XNMM
JASON BATALONI		25245		25245	XNMM
RICHARD PSOLKA		25568		25568	XNMM
DEBBIE PSOLKA		25568		25568	XNMM
FARALDI		25569		25569	XNHF
ALEX BELIKI		25569		25569	XNMM
THOMAS		25569		25569	XNHN
JASON BATALONI		25569		25569	XNHT
BRET BATALONI		25569		25569	XNHT

November 09, 2022 5:15 PM Page 64 of 101

**CAM\_20221108\_E**  
November 8, 2022  
Write-in Detail by Political Subdivision  
Camden County

Local BOE- Merchantville Boro  
Vote for Three

Political Subdivision: Write-in Name	Merchantville	Machine	Vote for Three	Machine	Vote for Three
RUBY DELAROSA		25560		25560	XNRF
STEVE-VOLKERT		25561		25561	XNCF
RUBY DELAROSA		25561		25561	XNHF
RUBY DELAROSA		25561		25561	XNHT
RUBY DELAROSA		25561		25561	XNHT
ANINE MARCHESSAULT		25561		25561	XNHN
RUBY DELAROSA		25561		25561	XNHN
ANINE MARCHESSAULT		25561		25561	XNHN
RYAN PLATCHER		25561		25561	XNMX
RUBY DELAROSA		25561		25561	XNMX
RUBY DELAROSA		25561		25561	XNMX
NOAH TENNANT		25561		25561	XNRC
GRIFFIN KIDD		25561		25561	XNRC
RUBY DELAROSA		25561		25561	XNRC
RYAN PLOTCHER		25561		25561	XNRC
RUBY DELAROSA		25561		25561	XNRC
ANINE MARCHESSAULT		25562		25562	XNCH
RYAN PLOTCHER		25562		25562	XNCH
RUBY DELAROSA		25562		25562	XNCF
AMANDA AAREN		25562		25562	XNCF
ALPHONSUS		25562		25562	XNHT
RUBY DELAROSA		25562		25562	XNMX
ANINE MARCHESSAULT		25562		25562	XNMX
RUBY DELAROSA		25562		25562	XNMX
RON SULLIVAN		25562		25562	XNRR

Local BOE- Mt. Ephraim Boro  
Vote for Three

Political Subdivision: Write-in Name	Mt. Ephraim	Machine	Vote for Three	Machine	Vote for Three
PAUL NUSBAUMER		25238		25238	XNJN
PAUL NUSBAUMER		25238		25238	XNJY
JAMES AQUILINO		25238		25238	XNJZ
MARY FRINA		25238		25238	XNMX
PAUL NUSBAUMER		25238		25238	XNMX
JIM MCSHANE		25239		25239	XNMX
JANICE MCSHANE		25239		25239	XNMX
EDWIN PHILLIPS		25563		25563	XNCC

November 09, 2022 5:15 PM Page 63 of 101

CAM\_20221108\_E  
November 8, 2022  
Write-in Detail by Political Subdivision  
Camden County

Local BOE- Oaklyn Boro  
Vote for Three

Political Subdivision: Write-in Name	Machine	Vote for Three	Machine	Vote for Three
HELLO JIM	25243	XNRRM		
DAVID WRIGHT	25244	XNCCT		
TODD SCHAEFER	25244	XNCHZ		
IAN	25244	XNCMC		
DAVID WRIGHT	25244	XNCMH		
ROBERT FINK	25244	XNCMR		
DAVID WRIGHT	25244	XNCMT		
KRYSTAL CARR	25244	XNCRM		
SCHAEFER	25244	XNCRX		
LAURIE MAXWELL	25244	XNHFN		
DAVID WRIGHT	25244	XNHTJ		
DAVID WRIGHT	25244	XNJZT		
JENNIFER RITONDO	25244	XNNRC		
GEORGE BRANDON GORDON	25244	XNNRH		
BRETT BATALONI	25245	XNCCH		
JASON BATALONI	25245	XNCCX		
BRETT BATALONI	25245	XNCCX		
DAVID WRIGHT	25245	XNHTC		
DAVID WRIGHT	25245	XNHTR		
JILLOLLINS	25245	XNHTZ		
DEREK-KELLY	25245	XNJTU		
ADAM SHERR	25245	XNNHM		
DONALD HART SR	25245	XNNMH		
JASON BATALONI	25245	XNNMR		
NOONE	25245	XNRRR		
DAVID WRIGHT	25245	XNRRR		
JENNIFER-RITONDO	25568	XNCCJ		
JENNIFER RITONDO	25568	XNCCN		
ADAM SHERR	25568	XNCCX		
SHAQUIEL	25568	XNHFZ		
ADAM SHERR	25568	XNJTC		
JENNIFER RITONDO	25568	XNJTZ		
BUSHKINS	25568	XNCHZ		
FRED BARTLING	25568	XNNCH		
BOB STATUO	25568	XNCCJ		
JUSTIN	25568	XNNHH		
RICHARD PSOLKA	25568	XNNMU		
DEBBIE PSOLKA	25568	XNNMU		

CAM\_20221108\_E  
November 8, 2022  
Write-in Detail by Political Subdivision  
Camden County

Oaklyn Council  
Vote for Two

Political Subdivision: Write-in Name	Machine	Vote for Two	Machine	Vote for Two
JASON BATALONI	25569	XNNRH		
JASON-BATALONI	25569	XNRFQ		

Political Subdivision: Write-in Name	Machine	Vote for Three	Machine	Vote for Three
ROBERT FINK	25242	XNCCM		
DAVID WRIGHT	25242	XNCFM		
JENNIFER RITONDO	25242	XNCRF		
DAVID WRIGHT	25242	XNCRF		
DAVID O'NEILL	25242	XNHFX		
DAVID WRIGHT	25242	XNHFZ		
DAVID WRIGHT	25242	XNHTF		
BOB FINK	25242	XNHTM		
JEFF KASTEN	25242	XNJTH		
RYAN-DEASY	25242	XNNHZ		
LIDO-GIOVACCHINI	25242	XNNMJ		
ME	25242	XNNMT		
KYLE TIGGETT	25242	XNNRC		
JENNIFER ROTANDO	25242	XNRFQ		
DAVID WRIGHT	25243	XNCCX		
BUSHKINS	25243	XNCHT		
FRED BARTLING	25243	XNCJC		
DAVID WRIGHT	25243	XNCMN		
JILL	25243	XNCMZ		
LINDSEY MCSWEENEY	25243	XNCRQ		
BOB FINK	25243	XNCRQ		
J	25243	XNCRN		
LINGSAY MCSWEENEY	25243	XNHTR		
BOB FINK	25243	XNHTC		
LINDSEY MCSWEENEY	25243	XNHTC		
BOB FINK	25243	XNHTC		
JENNIFER-RITONDO	25243	XNHTC		
PENN-REAGAN	25243	XNNMN		
CAITLIN PORTER	25243	XNNMX		
ERIN MCNEIL	25243	XNRRM		
MAUD T. CAT	25243	XNRRM		

**CAM\_20221108\_E**  
November 8, 2022  
Write-in Detail by Political Subdivision  
Camden County

Political Subdivision: Pennsauken		Vote for One	
Write-in Name	Machine	Machine	Voter Tag
ANTHONY SCHIAVO	25262		XNHFH
MONICA FRANCESCONI	25268		XNNCH
DUKE MARTZ	25269		XNHFC
TRUMP	25574		XNJTH
ME	25576		XNNMN
MINNIE MOUSE	25576		XNNRM
ROALD KAPLAN	25592		XNRFV

Political Subdivision: Pennsauken		Vote for Three	
Write-in Name	Machine	Machine	Voter Tag
NICHOLAS PERRY	25247		XNCRV
NICHOLAS PERRY	25248		XNCCM
PERRY	25248		XNHFC
NICK RAFIOS	25248		XNNMT
TIFFANI ROBINSON	25248		XNNMZ
JOHN MELONE	25248		XNRFN
BLANK	25249		XNCCZ
MICKEY	25250		XNCMF
BPCBQQQQQ	25251		XNNHF
TOM MCHULGH	25251		XNNHM
LEO MITCHELL	25251		XNRFV
LEEANN MITCHELL	25251		XNRFV
LEO MITCHELL	25251		XNJZC
NICHOLAS PERRY	25253		XNHTR
ROBERT ANZIDEI	25255		XNHTR
TAYLOR ANZIDEI	25255		XNHTR
TAYLOR ANZIDEI	25255		XNHTR
WILLIAM SKORKO	25255		XNRFV
MICHAEL OSOWIECKI	25255		XNRFV
KATHRYN OSOWIECKI	25255		XNRFV
DEBORAH GOEBIG-GASKINS	25258		XNCMR
BRIAN LAWRENCE	25259		XNCCR
JO-ANN-YOUNG	25259		XNJTH
JO ANN YOUNG	25261		XNHFN
HOLLY MCWILLIAMS	25262		XNHFH
ANTHONY MCWILLIAMS	25262		XNHFH

November 09, 2022 5:15 PM Page 68 of 101

**CAM\_20221108\_E**  
November 8, 2022  
Write-in Detail by Political Subdivision  
Camden County

Political Subdivision: Oaklyn		Vote for Three	
Write-in Name	Machine	Machine	Voter Tag
BRET BALONIE	25568		XNNMJ
MAUREEN LEARY	25569		XNCCF
DAVID WRIGHT	25569		XNCCR
DAVID WRIGHT	25569		XNCJH
JENNA VOLOSIN	25569		XNCMF
JASON VOLOSIN	25569		XNCCF
DAVID WRIGHT	25569		XNHFX
JOHN STEIGER	25569		XNJZF
DAVID WRIGHT	25569		XNJZK
DAVID WRIGHT	25569		XNCCV
BRET BATTALONI	25569		XNNHT
JASON BATTALONI	25569		XNNRH
JENNIFER RITONDO	25569		XNNRM
DAVID WRIGHT	25569		XNNRR
BRET-BATTALONI	25569		XNRFV
CHRISTOPHER-BOGIOLE	25570		XNCRJ
DAVID WRIGHT	25570		XNHHT
DAVID WRIGHT	25570		XNJTZ
DAVID WRIGHT	25570		XNNHJ
JILL CHESTNUT	25570		XNNRF
DONNA GRIBOK	25570		XNRFV
DAVID WRIGHT	25570		XNRFV
DAVID WRIGHT	25570		XNRFV

Political Subdivision: Pennsauken		Vote for One	
Write-in Name	Machine	Machine	Voter Tag
DAVID-CANTERA	25246		XNCCC
DANIEL ROBINSON	25247		XNCCC
BRANDON GREENING	25251		XNNRM
LEEANN MITCHELL	25251		XNRFV
JEFF CAREY	25251		XNRFV
STEVE KANE	25256		XNRFV
RICHARD TAMBURO	25258		XNRFV
BRIAN LAWRENCE	25259		XNCCR
ANNETTE MELENDEZ-FREEMAN	25259		XNHJF
WILLIAM CATON	25262		XNCRH

November 09, 2022 5:15 PM Page 67 of 101

**CAM\_20221108\_E**  
November 8, 2022  
Write-in Detail by Political Subdivision  
Camden County

Local BOE- Pennsauken Township  
Vote for Three

Political Subdivision: Write-in Name	Pennsauken	Machine	Vote for Three	Machine	Vote for Three	Machine	Vote for Three
SHAKIRA-WYCHE		25265	XNCR				
GUSTAFSON		25268	XNCJ				
LENNY REBILAS JR		25268	XNMM				
DONALD TRUMP		25268	XNMM				
CONNOR		25268	XNMM				
DANIEL ROBINSON		25572	XNHT				
DANIEL ROBINSON		25572	XNHF				
NHANVAN		25574	XNHJ				
ROBERT CHESTER		25575	XNMX				
ZAPPA		25576	XNRM				
MICKEY		25576	XNRM				
HITLER		25576	XNRM				
GUY PEOPLE		25576	XNXX				
QOTORUVU		25576	XNRR				
NA		25581	XNCF				
NICHOLAS PERRY		25581	XNHT				
RUBY DELAROSA		25581	XNJC				
BUDDY KATZ		25581	XNJZ				
FRANK WINKLER		25581	XNHU				
YOUNG-IS OLD		25581	XNMF				
NOT-THIS-CLOWN		25581	XNMF				
NOT-ALVES		25581	XNMF				
DANIEL ZWICK		25583	XNCC				
ANTHONY SCHIAVO		25583	XNCC				
ANTHONY MCWILLIAMS		25583	XNCC				
ANTHONY MCWILLIAMS		25583	XNCH				
ANTHONY MCWILLIAMS		25584	XNCF				
TFL		25584	XNCF				
TFL		25584	XNCF				
TFL		25584	XNCF				
JESSICA		25584	XNCF				
JOE MILLER		25584	XNCF				
LEWIS-WARNER		25585	XNMM				
HOMER		25586	XNHT				
NARCCROS		25586	XNRR				
OSVALDO		25588	XNJR				
NICK		25588	XNJR				
RAMON		25588	XNHR				

November 09, 2022 5:15 PM  
Page 69 of 101

**CAM\_20221108\_E**  
November 8, 2022  
Write-in Detail by Political Subdivision  
Camden County

Local BOE- Pennsauken Township  
Vote for Three

Political Subdivision: Write-in Name	Pennsauken	Machine	Vote for Three	Machine	Vote for Three	Machine	Vote for Three
LYN-HUNTER		25588	XNRF				
BILL-CHESTER		25588	XNRF				
DONALD-NOCROSS		25589	XNHT				
EFFRAIN-MUNOZ		25591	XNHU				
CHARLES CAREY		25727	XNHT				
YOUNG		25727	XNMM				
MARTHA V MORENO		25735	XNHN				

Pine Hill Council UNEX  
Vote For One

Political Subdivision: Write-in Name	Pine Hill	Machine	Vote For One	Machine	Vote For One	Machine	Vote For One
KIM MURPHY		25270	XNHF				
CRAIG T. NELSON		25270	XNCC				
BRIAN DORFLINGER		25270	XNXX				
LITTLE CHASE		25272	XNCC				
CARL FISHER		25272	XNHF				
BILL ROSCIOLI		25272	XNMM				
PETER SYKES		25273	XNRR				
HEATHER PUGLIA		25274	XNJR				
TOM TANN		25274	XNJT				
DONALD TRUMP		25274	XNHR				
CHRISFOREMAN		25597	XNCH				
DAVID-PRITSKY		25597	XNHF				
STEPHEN		25598	XNHT				
CHAD-BLA THERWICK		25599	XNCF				
KATIE GIACOBBE		25599	XNFF				
BRIAN QUALE		25600	XNHT				
NA		25706	XNHN				
NONE		25739	XNMR				

Pine Hill Council  
Vote for Two

Political Subdivision: Write-in Name	Pine Hill	Machine	Vote for Two	Machine	Vote for Two	Machine	Vote for Two
LOGAN MURPHY		25270	XNHF				
JIM READ		25270	XNHF				

November 09, 2022 5:15 PM  
Page 70 of 101

CAM\_20221108\_E  
November 8, 2022  
Write-in Detail by Political Subdivision  
Camden County

Local BOE - Pine Hill Boro  
Vote for Three

Political Subdivision: Write-in Name	Pine Hill	Machine	Vote for Three	Machine	Vote for Three
JAMES INGLES		25270	XNCC	25272	XNJFF
CHRISTINE-BOYD		25270	XNCC	25273	XNCCN
REBECCA JENTSCH		25270	XNHH	25273	XNRFJ
ROBERT STROUP SR		25270	XNHH	25274	XNCHH
ROBERT STROUP		25272	XNCCN	25274	XNCRN
HEATHER PUGLIA		25272	XNCCN	25274	XNJRC
HEATHER PUGLIA		25272	XNHFJ	25274	XNJRC
FRANK J GONDOLF JR		25274	XNJRC	25274	XNJRC
ROBERT STROUP		25274	XNJRC	25274	XNJZC
MIKE MOULDER		25274	XNJTH	25274	XNRRJ
LES GALLAGHER		25274	XNJTH	25275	XNCRR
CHRISTOPHER		25597	XNHR	25275	XNHFM
GLENDIA BATTLE		25597	XNHFH	25595	XNCMZ
DR. DARREL A. MARSH		25597	XNHFH	25595	XNCCN
ERIC TAYAR		25598	XNHTH	25597	XNHTC
KRISTINA YEATER		25598	XNHTJ	25597	XNJFJ
BOB STROUP		25598	XNHTJ	25597	XNRC
STEVEN DAMBROSIO		25598	XNNUJ	25597	XNRMX
KEVIN DEKARSKI		25599	XNNUJ	25598	XNHFT
CHAD-BLATHERWICK		25599	XNCHF	25599	XNCHF
NIK PUGLIA		25599	XNCHF	25599	XNCRF
KATIE GIACOBBE		25599	XNJFF	25599	XNJFF
KAREN WILLIAMS		25599	XNJFF	25599	XNJFF
JOHN GIACOBBE III		25706	XNHN	25599	XNCCN
NONO		25706	XNHN	25599	XNCCN
BOB STROUP		25739	XNCR	25599	XNCCN
GREGORY CARBONARO		25739	XNCR	25599	XNCCN
JEFFREY-MAZZOLA		25739	XNCR	25600	XNCH
CARLOTTA O'CONNELL		25270	XNHFH	25706	XNCCN
VINCENT LEAVEY		25272	XNHFJ	25706	XNHFH
CRYSTAL LEAVEY		25272	XNHFJ	25706	XNHFH
ROBERT STROUP		25272	XNHFJ	25706	XNJZF
DORIS GUZMAN		25272	XNHFJ	25739	XNCC
STROUP		25272	XNHFJ	25739	XNCHF
SHARON MCCULLEY		25270	XNHFH	25739	XNHFH
STROUP-BOB		25270	XNHFH	25739	XNHFH
VINCENT LEAVEY		25272	XNHFJ	25739	XNHFH
SARA NICOLL		25272	XNHFJ	25739	XNRMX

CAM\_20221108\_E  
November 8, 2022  
Write-in Detail by Political Subdivision  
Camden County

Pine Hill Council  
Vote for Two

Political Subdivision: Write-in Name	Pine Hill	Machine	Vote for Two	Machine	Vote for Two
NORM MACDONALD		25270	XNCC	25270	XNCC
CHUCK NORRIS		25270	XNCC	25270	XNCC
RON TOMASELLO		25270	XNHH	25270	XNHH
CHRISTINE DOBERSTEIN		25270	XNHH	25270	XNHH
TINY D		25272	XNCCN	25272	XNCCN
LITTLE SHERLOCK		25272	XNCCN	25272	XNCCN
CARL FISHER		25272	XNHFJ	25272	XNHFJ
CARL FISHER		25272	XNHFJ	25274	XNJRC
HEATHER PUGLIA		25274	XNJRC	25274	XNJRC
TOM TANN		25274	XNJTH	25274	XNJTH
TOM TANN		25274	XNJTH	25274	XNHR
ORANGE CASSIDY		25274	XNHR	25274	XNHR
FRIEND		25597	XNHFH	25597	XNHFH
FRIEND		25597	XNHFH	25597	XNHFH
NATE		25598	XNHTH	25598	XNHTH
DONALD TRUMP JR		25598	XNHTJ	25598	XNHTJ
DONALD TRUMP JR		25598	XNHTJ	25598	XNHTJ
LINDA J EVANS		25598	XNNUJ	25598	XNNUJ
LINDA J EVANS		25598	XNNUJ	25599	XNNUJ
MELISSA-BLATHERWICK		25599	XNCHF	25599	XNCHF
CHAD-BLATHERWICK		25599	XNCHF	25599	XNCHF
WENDY WARD		25599	XNJFF	25599	XNJFF
LISA CORRY		25599	XNJFF	25599	XNJFF
NA		25706	XNHN	25706	XNHN
NA		25706	XNHN	25706	XNHN
NONE		25739	XNCR	25739	XNCR
NONE		25739	XNCR	25739	XNCR

Local BOE - Pine Hill Boro  
Vote for Three

Political Subdivision: Write-in Name	Pine Hill	Machine	Vote for Three	Machine	Vote for Three
STACY MURPHY		25270	XNHFH	25270	XNHFH
BRIAN MURPHY JR		25270	XNHFH	25270	XNHFH
TOVA SAMUELS		25270	XNNUJ	25270	XNNUJ
ADRIENNE-MORGAN		25272	XNCHX	25272	XNCHX
CARL FISHER		25272	XNHFJ	25272	XNHFJ
CARL FISHER		25272	XNHFJ	25272	XNHFJ

**CAM\_20221108\_E**  
November 8, 2022  
Write-in Detail by Political Subdivision  
Camden County

Runnemedede Mayor  
Vote for One

Political Subdivision: Write-in Name	Runnemedede	Machine	Vote for One	Machine	Vote for One	Political Subdivision: Write-in Name	Runnemedede	Machine	Vote for Two	Machine	Vote for Two
BOB HENRY		25606		25606	XNCMX						
JACC-SHAW		25606		25606	XNCRH						
DANIEL MURRAY		25606		25606	XNJFX						
CHRIS TABAKO		25606		25606	XNJTM						
ED WHITE		25606		25606	XNNMF						
ANY-REPUBLICAN		25606		25606	XNNMM						
DANIEL-MURRAY		25606		25606	XNNMR						
SANTA-CLAYSE		25606		25606	XNNRZ						
ROBERT HENRY		25686		25686	XNCHR						
STEVEN FRANCOLINO		25686		25686	XNCJR						
WALT STUCKERT		25686		25686	XNCRX						
JASON GOSEWICH		25686		25686	XNHHT						
ED WHITE		25686		25686	XNJZC						
JASON GOSEWICH		25686		25686	XNNMN						
JASON GOSEWICH		25686		25686	XNNMX						
SANTA		25686		25686	XNRMZ						
DONALD-DUCK		25700		25700	XNCMJ						
NONEOF THE ABOVE		25700		25700	XNHFR						
ED WHITE		25700		25700	XNCC						
ONALD-TRUMP		25700		25700	XNNCH						
AE EBEDENE		25700		25700	XNNHN						
CHRIS		25700		25700	XNNMT						
LMB		25700		25700	XNNRM						
MATTHEW HARRIS		25700		25700	XNNRT						
BILL MARKER		25758		25758	XNCMX						
MICKEY		25758		25758	XNNRN						

Runnemedede Council  
Vote for Two

Political Subdivision: Write-in Name	Runnemedede	Machine	Vote for Two	Machine	Vote for Two
MICKEY MOUSE		25277		25277	XNHFR
I P DAILY		25277		25277	XNHFR
ANY REPUBLICAN		25280		25280	XNNRC
HARRIET ALBERTSON		25281		25281	XNCJC
ALEX SHAW		25281		25281	XNCJC
TIMOTHY PETERS		25281		25281	XNCMC
JACK SHAW		25281		25281	XNCMC

November 09, 2022 5:15 PM  
Page 74 of 101

**CAM\_20221108\_E**  
November 8, 2022  
Write-in Detail by Political Subdivision  
Camden County

Member Board of Fire Comm.-Pine Hill FD1  
Vote For One

Political Subdivision: Write-in Name	Pine Hill	Machine	Vote For One	Machine	Vote For One
CARL FISHER		25272		25272	XNHFJ
WILLIAM BOYD		25274		25274	XNNHF
JAMES-YOUNG		25275		25275	XNNMT
COREY DOUGLASS		25599		25599	XNJFF
GREGORY CARBONARO		25599		25599	XNNMJ
OTHER THAN		25706		25706	XNNRM
DORIS		25739		25739	XNCCC

Runnemedede Mayor  
Vote for One

Political Subdivision: Write-in Name	Runnemedede	Machine	Vote for One	Machine	Vote for One
BOB DABUILDER		25277		25277	XNHFR
ED WHITE		25280		25280	XNNHF
ED WHITE		25280		25280	XNNHF
ANY REPUBLICAN		25280		25280	XNNRC
JACK SHAW		25281		25281	XNCJC
MELONIE SHAW		25281		25281	XNCMC
ED WHITE		25281		25281	XNHFF
TRUMP		25281		25281	XNHHT
JOSEPH-LIPOMI-IV		25602		25602	XNHFF
NICHOLAS MILLER		25602		25602	XNHFX
ROCHELL MAGLIOCO		25602		25602	XNNHM
JOSEPH F LIPOMI IV		25602		25602	XNNRX
ED WHITE		25603		25603	XNHFJ
HEATHER-FARREL		25603		25603	XNJZT
BOB HENRY		25603		25603	XNCCC
JASON GOSEWICH		25604		25604	XNCMZ
JAMES SHARP		25604		25604	XNHTC
JASON LENDER		25604		25604	XNJZH
ANYONE ELSE		25604		25604	XNNRN
JASON GOSEWICH		25604		25604	XNNRR
ED WHITE		25604		25604	XNNRT
ED WHITE		25605		25605	XNHFC
ANDREA BURNS		25605		25605	XNHTR
JACK SHAW		25606		25606	XNCCR
DANIEL MURRAY		25606		25606	XNCCZ
CHRIS-TABAKO		25606		25606	XNCMN

November 09, 2022 5:15 PM  
Page 73 of 101

**CAM\_20221108\_E**  
November 8, 2022  
Write-in Detail by Political Subdivision  
Camden County

Black Horse Pike Regional Member BOE Runnemeede  
Vote for One

Political Subdivision: Write-in Name	Runnemeede	Machine	Vote for One	Machine	Vote for One	Machine	Vote for One
ME		25280		25280		XNRMZ	
MELONIE SHAW		25281		25281		XNCJC	
X		25281		25281		XNCMR	
SEAN HARKINS		25602		25602		XNCCR	
MARK BETTERIDGE		25602		25602		XNRRJ	
DENISE BUZZ		25603		25603		XNHFJ	
MARY SHARP		25604		25604		XNHFC	
TRUMP		25605		25605		XNCRT	
QQ		25606		25606		XNRRZ	
LMB		25700		25700		XNHFR	
DONALD TRUMP		25758		25758		XNRFV	

Local BOE-Runnemeede Boro UNEX  
Vote for One

Political Subdivision: Write-in Name	Runnemeede	Machine	Vote for One	Machine	Vote for One	Machine	Vote for One
ME		25280		25280		XNRMZ	
MICHAEL FOX		25281		25281		XNCJC	
X		25281		25281		XNCMR	
MARK BETTERIDGE		25602		25602		XNRRJ	
DENISE BUZZ		25603		25603		XNHFJ	
WILLIAM SHARP		25604		25604		XNHFC	
TRUMP		25605		25605		XNCRT	
NOTHERE		25606		25606		XNCJR	
P		25606		25606		XNRRZ	
RYAN PAUL		25700		25700		XNHFR	
PAT MCROIN		25758		25758		XNRFV	

Local BOE- Runnemeede Boro  
Vote for Three

Political Subdivision: Write-in Name	Runnemeede	Machine	Vote for Three	Machine	Vote for Three	Machine	Vote for Three
ME		25280		25280		XNRMZ	
ME		25280		25280		XNRMZ	
ELEANOR FOX		25281		25281		XNCJC	
CAROL PETERS		25281		25281		XNCJC	

November 09, 2022 5:15 PM  
Page 76 of 101

**CAM\_20221108\_E**  
November 8, 2022  
Write-in Detail by Political Subdivision  
Camden County

Runnemeede Council  
Vote for Two

Political Subdivision: Write-in Name	Runnemeede	Machine	Vote for Two	Machine	Vote for Two	Machine	Vote for Two
TRUMP		25281		25281		XNHHT	
TRUMP		25281		25281		XNHHT	
NICHOLAS MILLER		25602		25602		XNHFX	
NICHOLAS MILLER		25602		25602		XNHFX	
ROCHELL MAGLIOCCO		25602		25602		XNHHM	
ROCHELL MAGLIOCCO		25602		25602		XNHHM	
ED WHITE		25603		25603		XNHFJ	
ED WHITE		25603		25603		XNHFJ	
HEATHER FARREL		25603		25603		XNJZT	
DONALD TRUMP		25603		25603		XNNHU	
WILLIAM SHARP		25604		25604		XNHFC	
MARY SHARP		25604		25604		XNHFC	
ED WHITE		25604		25604		XNVRT	
ED WHITE		25604		25604		XNVRT	
MELONIE SHAW		25606		25606		XNCCR	
JACK SHAW		25606		25606		XNCCR	
ALFRED LOVERDI		25606		25606		XNCCZ	
MELONIE-SHAW		25606		25606		XNCRH	
ALEX-SHAW		25606		25606		XNCRH	
LAWRENCE WASHART		25606		25606		XNHFF	
DONALD TRUMP		25606		25606		XNJTM	
DONALD TRUMP		25606		25606		XNJTM	
REPUBLICAN		25606		25606		XNNMM	
LOU		25606		25606		XNRRZ	
BOB ROSS		25606		25606		XNRRZ	
SAMANTHA		25686		25686		XNCHR	
SAWANTHA SPAULDING		25686		25686		XNCHR	
JOSEPH WELSH		25686		25686		XNHHT	
ERIC RUJ		25686		25686		XNHHT	
RUDOLPH		25700		25700		XNRMZ	
NONE		25700		25700		XNHFR	
NONE		25700		25700		XNHFR	
DONALD-TRUMP		25700		25700		XNCH	
DONALD-TRUMP		25700		25700		XNCH	
SEAN MCGOWAN		25700		25700		XNVRT	
GOOBY		25758		25758		XNRRN	
DONALD		25758		25758		XNRRN	

November 09, 2022 5:15 PM  
Page 75 of 101



CAM\_20221108\_E  
November 8, 2022  
Write-in Detail by Political Subdivision  
Camden County

Political Subdivision: Write-in Name	Somerdale	Machine	Vote for Two	Vote for Three	Vote for One	Vote for Two	Vote for Three	Vote for One
CHRIS-KLENK		25610				XNNHR		

Somerdale Council  
Vote for Two

Political Subdivision: Write-in Name	Somerdale	Machine	Vote for Two	Vote for Three	Vote for One	Vote for Two	Vote for Three	Vote for One
MICHELLE-SHOCKLEY		25285				XNHTZ		
GARY PASSANANTE		25607				XNJCT		
JOHN LANG		25609				XNRFH		
CHRIS KLENK		25610				XNNHR		

Sterling Regional Member BOE Somerdale  
Vote for One

Political Subdivision: Write-in Name	Somerdale	Machine	Vote for Two	Vote for Three	Vote for One	Vote for Two	Vote for Three	Vote for One
HANKERSON BARBARA		25282				XNCRT		
SHAWN KLENK		25282				XNHTC		
ALONSO		25282				XNJFZ		
CHARLES LOGHLIN		25282				XNNHM		
MARK GETSINGER		25283				XNJCH		
BRIAN ALEXANDER		25283				XNNHF		
DAN AXROD		25283				XNNHH		
DOUGLAS WEBER		25284				XNJFT		
ABI		25284				XNJZH		
MONIQUE HOWARD		25284				XNCR		
ARTHUR		25284				XNMT		
HARAMBE		25285				XNCT		
TARAMAISCH		25285				XNNHM		
ERIC SHOOK		25285				XNNMX		
TYLER-MATTESON		25285				XNRMF		
JESSICA WATSON		25607				XNJCF		
CHARLES REITANO		25607				XNJHC		
JAMES ANDERSON		25607				XNJMR		
BRITTANY DERRICO		25607				XNJRM		
THOMAS IRVING		25607				XNJRR		
MICHELLE-WHITMORE		25607				XNJZX		
JOE KEATS		25607				XNNHU		

Local BOE Somerdale Boro UNEX  
Vote for One

CAM\_20221108\_E  
November 8, 2022  
Write-in Detail by Political Subdivision  
Camden County

Political Subdivision: Write-in Name	Runnemede	Machine	Vote for Three	Vote for Two	Vote for One	Vote for Two	Vote for Three	Vote for One
X		25281				XNCMR		
X		25281				XNCMR		
X		25281				XNCMR		
DENSE BUZZ		25603				XNHFJ		
DENSE BUZZ		25603				XNHFC		
JAMES SHARP		25604				XNHTC		
WILLIAM SHARP		25604				XNHTC		
MARY SHARP		25605				XNCRT		
TRUMP		25605				XNCRT		
TRUMP		25605				XNCRT		
TRUMP		25605				XNCRT		
Q		25606				XNNRZ		
NNN		25606				XNNRZ		
N		25606				XNNRZ		
NO DEMS		25700				XNHFR		
LMB		25700				XNHFR		
LEGALIZA		25700				XNHFR		
DONALD-TRUMP		25700				XNNCH		
DONALD-TRUMP		25700				XNNCH		
DONALD-TRUMP		25700				XNNCH		
DONALD TRUMP		25758				XNRF		
DICK HERTZ		25758				XNRF		
BILL SAMPOLSKI		25758				XNRF		

Somerdale Council  
Vote for Two

Political Subdivision: Write-in Name	Somerdale	Machine	Vote for Two	Vote for Three	Vote for One	Vote for Two	Vote for Three	Vote for One
PHANITIC		25284				XNHTF		
GRITY		25284				XNHTF		
HARAMBE		25285				XNCT		
JESUS		25285				XNCT		
VAUGHN WILLIAMS		25285				XNNCH		
AZIZ		25285				XNNCH		
JOHN BLAKE		25609				XNRFH		
MIKE SCARDINO		25609				XNRFH		
MICKEY MOUSE		25610				XNHTM		
JACK SPARO		25610				XNHTM		

**CAM\_20221108\_E**  
**November 8, 2022**  
**Write-in Detail by Political Subdivision**  
**Camden County**

**Local BOE Somerdale Boro UNEX**  
 Vote for One

Political Subdivision: Write-in Name	Machine	Machine	Voter Tag
Somerdale			
TRICIA GRAEFF	25607		XNNMX
KAYLA HILLER	25608		XNHFR
GOOPY	25609		XNHFM
RHONOA RAY	25609		XNHZF
PATRICIA SAVIO	25609		XNRFH
DESI MULLEN	25610		XNCMC
MICKEY MOUSE	25610		XNHFM
JESSIE KLENK	25610		XNNHR

**Local BOE- Somerdale Boro**  
 Vote for Three

Political Subdivision: Write-in Name	Machine	Machine	Voter Tag
Somerdale			
KIONA FORTUNE	25283		XNJTH
TRICIA BONAGORA	25609		XNRFH
STEPHEN SHAFFER	25609		XNRFH
CAROL HARTKA	25609		XNRFH
MAXWELL KLENK	25610		XNNHR

**Stratford Council**  
 Vote for Two

Political Subdivision: Write-in Name	Machine	Machine	Voter Tag
Stratford			
MARVIN-SOUDER-HERRING	25289		XNJRH
DONALD P GIBSON	25291		XNCCX
CATHY D GIBSON	25291		XNCCX
TERRANCE JOHNSON	25613		XNCMX
HANNAH MCLAUGHLIN	25616		XNCMF
DONALD GIBSON	25616		XNCMF

**Sterling Regional Member BOE Stratford**  
 Vote for Two

Political Subdivision: Write-in Name	Machine	Machine	Voter Tag
Stratford			
RACHEL MCDOWELL	25286		XNCJH
PAUL-SIMMONS	25286		XNCJH

November 09, 2022 5:15 PM Page 79 of 101

**CAM\_20221108\_E**  
**November 8, 2022**  
**Write-in Detail by Political Subdivision**  
**Camden County**

**Sterling Regional Member BOE Stratford**  
 Vote for Two

Political Subdivision: Write-in Name	Machine	Machine	Voter Tag
Stratford			
DINA PEIS	25287		XNNHU
JEFF-ABBOTT	25289		XNCZX
SAMUEL	25289		XNHFC
MICHAEL-BIRIKIAN	25291		XNCMM
GEORGE COSTANZA	25291		XNNMU
JOSEPH TULLY	25291		XNNMZ
ROGER CUTITTA	25291		XNRFH
RACHEL HAMPLE	25291		XNRFH
ROGER CUTITTA	25291		XNRFH
RACHEL-HAMPLE	25291		XNRMZ
CHERYL	25291		XNRRR
RACHEL HAMPLE	25612		XNNHU
RACHEL HAMPLE	25613		XNNCJ
NO CRT	25614		XNHFC
JIM KAY	25615		XNHFC
JASON CLARK	25615		XNHFC
MIKE MANGINA	25616		XNHTR
DEEZ NUTZ	25616		XNHTR

**Local BOE- Stratford Boro**  
 Vote for Three

Political Subdivision: Write-in Name	Machine	Machine	Voter Tag
Stratford			
ANTHONY-MAGAZZENI	25288		XNNCC
VINCENT RISPO	25288		XNRMF
RACHEL HAMPLE	25289		XNJMX
MATTHEW-LUCKHURST	25289		XNJRH
MIKE HUNT	25291		XNNMZ
ROGER CUTITTA	25291		XNRFH
RACHEL HAMPLE	25291		XNRFH
ROGER-CUTITTA	25291		XNRMZ
RACHEL-HAMPLE	25612		XNJTM
PETE MARLYS	25612		XNNMR
NOLAN	25613		XNNCJ
NO CRT	25614		XNJZX
EUGENE	25616		XNHFH
JASON SHAFFER	25616		XNHFH

November 09, 2022 5:15 PM Page 80 of 101

CAM_20221108_E November 8, 2022 Write-in Detail by Political Subdivision Camden County		Voorhees Twp. Committee Vote for One	
Political Subdivision: Write-in Name	Machine	Machine	Voter Tag
ASHTON POHLIG	25303		XNJTM
MICHAEL FREIDMAN	25303		XNRFN
KIRON KOWSHIK	25304		XNJFN
MARIA GOMES	25305		XNHFX
JEFF WRONA	25306		XNHTM
MARIO	25306		XNNHR
DEBORAH WELLINGS	25310		XNHYZ
PETER J POWELL	25310		XNJZX
EDWARD HALE	25617		XNCRX
ED HALE SR	25617		XNRRM
PETER	25619		XNCCJ
ALEXANDRA FORMOSA	25619		XNNRM
KEN-KEEFE	25621		XNCHZ
DAEMON-TARGARYEN	25622		XNCCN
GUSTAFRON	25622		XNCJR
GALLO	25622		XNCMZ
LAWRENCE SIMONS	25622		XNCMZ
STEVE DOWLING	25622		XNJMC
MIMI-PAYTON	25622		XNJRZ
DOMINIQUE RAROHA	25622		XNRFZ
MIKEFREIDMAN	25623		XNRFX
MICKEY	25624		XNHTX
DARIO HUNTER	25624		XNJZH
JAMES-CORBETT	25625		XNCFY
ME	25625		XNCHM
ERIC LUFT JR	25625		XNCJM
MARIA WALLACE	25626		XNCMC
NOONE	25626		XNNGH
MARK ROMA	25626		XNNRJ
ERIC SIMKIN	25627		XNNHU
WILLIAM COWAN	25627		XNNMX
KEVIN BAKER	25630		XNCMX
MICKEY MOUSE	25631		XNRMF
KANYE WEST	25632		XNCJC
MICHAEL FRIEDMAN	25633		XNHTM
NA	25634		XNNRC
RICHARD	25635		XNHTJ
NATHAN DADI	25689		XNNHZ

CAM_20221108_E November 8, 2022 Write-in Detail by Political Subdivision Camden County		Local BOE- Stratford Boro Vote for Three	
Political Subdivision: Write-in Name	Machine	Machine	Voter Tag
DAVID ACKLEY	25616		XNXCJ

Political Subdivision: Voorhees		Machine	Voter Tag
MICHAEL-TIEDGE	25292		XNCZH
DANIEL-	25292		XNCZJ
JAMES TIEDGE	25292		XNHFJ
NEAL HILEMAN	25292		XNJRN
RHODORA-BURKE	25294		XNJZC
REPUBLICAN	25294		XNNCM
REPUBLICAN	25294		XNNMJ
ISABELLA FORMOSA	25294		XNNRC
KENNETHDEANGELO	25295		XNHFF
MATTHEW NAYLOR	25295		XNJZH
LIGMA-BAHLZ	25296		XNNHJ
EDWARD FERRUCCIA	25297		XNCCF
MIMI PAYTON	25297		XNCRN
ANDRZEJ BRZOZOWSKI	25297		XNCRZ
MUSK	25297		XNHTN
SILASI	25297		XNNHM
RAVITZSUX	25298		XNHFH
MICHAL FREEDMAN	25298		XNHFX
DAROHUTER	25299		XNCCC
ALAN BECKER	25299		XNCMJ
NANCY-SURALIK	25299		XNCRH
DONALDTRUMP	25299		XNNMR
HARRY JOHN ROSE III	25300		XNCCR
DONALD TRUMP	25300		XNCCZ
JAMES BOND	25300		XNHTC
JOANNE-SAVIO	25302		XNJTR
CRAIG BELLO	25302		XNNCR
TENBERG MATT	25302		XNNHH
ANYONE BUTDEM	25302		XNNRM
JUSTIN	25303		XNCCX
STEVE-CHAMBERS	25303		XNCCY
MARIA E CHAMBERS	25303		XNCCM

**CAM\_20221108\_E**  
November 8, 2022  
Write-in Detail by Political Subdivision  
Camden County

Eastern Cam Co Regional Member BOE Voorhees  
Vote for Two

Political Subdivision: Write-in Name	Voorhees	Machine	Voter Tag
LAWRENCE SIMONS		25622	XNCMZ
MINNIE MOUSE		25624	XNJZH
MICKEY MOUSE		25624	XNJZH
SAM		25624	XNNMF
JOE		25624	XNNMF
DAVID CHILDS		25625	XNRRM
MARIA WALLACE		25626	XNCMC
JUSTIN WALLACE		25626	XNCMC
MARK ROMA		25626	XNNRJ
ANTHONY SMEGLIN		25630	XNNHR
NATHAN DADI		25689	XNNHZ
JOSEPH ONUSKANYCH		25759	XNNMN

Local BOE Voorhees  
Vote for Three

Political Subdivision: Write-in Name	Voorhees	Machine	Voter Tag
MARIA TIEDGE		25292	XNHFX
FRANK MARCHEVKA		25292	XNJTU
ZAC GALLEN		25297	XNCRN
STEVE-CHAMBERS		25303	XNCCT
STEVE-CHAMBERS		25303	XNCCT
STEVE-CHAMBERS		25303	XNCCT
MARIA GOMES		25305	XNHFX
STEPHANIE GOMES		25305	XNHFX
CHARLOTTE TENARO-REILLY		25305	XNHFX
MAURENRUTTER		25620	XNNRT
LAWRENCE SIMONS		25622	XNCMZ
XXX		25624	XNNMF
VVVVV		25624	XNNMF
DAVID QOWIN		25624	XNNMF
ERIC LUFT JR		25625	XNCJM
MIKE FRIEDMAN		25625	XNRRM
MARK ROMA		25626	XNNRJ
KETOVER		25629	XNCMJ
POR-ESCRITO		25689	XNCCX

November 09, 2022 5:15 PM Page 84 of 101

**CAM\_20221108\_E**  
November 8, 2022  
Write-in Detail by Political Subdivision  
Camden County

Voorhees Twp. Committee  
Vote for One

Political Subdivision: Write-in Name	Voorhees	Machine	Voter Tag
JOSEPH ONUSKANYCH		25759	XNNMN

Eastern Cam Co Regional Member BOE Voorhees  
Vote for Two

Political Subdivision: Write-in Name	Voorhees	Machine	Voter Tag
THOMPSON		25292	XNCCH
REPUBLICAN		25294	XNNMJ
ISABELLA FORMOSA		25294	XNNRC
ISABELLA FORMOSA		25294	XNNRC
THOMAS NAYLOR		25295	XNJZH
MICHAEL NAYLOR		25295	XNJZH
MICKEYMOUSE		25299	XNCCC
JACOB PLATT		25299	XNJZH
MATTHEW SHANE ZAUM		25300	XNCCR
KERRY LEE ROSE		25300	XNCCR
CRAIG BELLO		25302	XNNCR
CRAIG BELLO		25302	XNNCR
TENBERG PAVEL		25302	XNNHH
TENBERG LARISA		25302	XNNHH
GABE-DELCAMPO		25303	XNCCT
GABE-DELCAMPO		25303	XNCCT
ASHTON POHLIG		25303	XNJTM
ASHTON POHLIG		25303	XNJTM
AURELLE ABATE		25304	XNHFR
MARIA GOMES		25305	XNHFX
STEPHANIE GOMES		25305	XNHFX
JEFF WRONA		25306	XNHTM
JEFF WRONA		25306	XNHTM
LORI SINGLEY		25306	XNNMH
CINDY TEDESCO		25306	XNNMH
TARA EDEL		25310	XNHTZ
ERIC SIMPKIN		25310	XNHTZ
APURVA FAUJFAR		25310	XNRMZ
MARK FORMOSA		25619	XNNRN
KEEFE		25619	XNRMX
KEEFE		25619	XNRMX
NHU NGUYEN		25621	XNNHH

November 09, 2022 5:15 PM Page 83 of 101

**CAM\_20221108\_E**  
November 8, 2022  
Write-in Detail by Political Subdivision  
Camden County

Local BOE- Waterford Township  
Vote for Three

Political Subdivision: Write-in Name	Waterford	Machine	Vote for Three	Machine	Vote for Three
JAY GALANTE		25311	XNRF	25311	XNRF
JAY GALANTE		25312	XNCMC	25312	XNCMC
JAY GALANTE		25312	XNHFR	25312	XNHFR
GALANTE		25312	XNJFT	25312	XNJFT
JAY-GALANTE		25312	XNJRM	25312	XNJRM
JAY-GALANTE		25312	XNJZH	25312	XNJZH
MATTHEW PALMERCHUCK		25312	XNJZN	25312	XNJZN
KATHRYN PALMERCHUCK		25312	XNJZN	25312	XNJZN
DANIELLE BONGIORNO		25312	XNJZN	25312	XNJZN
COLIN HENNESSEY		25312	XNJZT	25312	XNJZT
COLIN HENNESSEY		25312	XNJZ	25312	XNJZ
DARYL ECKERT		25312	XNNHR	25312	XNNHR
JAY GALANTE		25312	XNNMJ	25312	XNNMJ
TOM TAYLOR		25312	XNNRT	25312	XNNRT
DONALD TRUMP		25312	XNNRT	25312	XNNRT
THOMAS TAYLOR SR		25312	XNNRT	25312	XNNRT
KRISTIN CASEY		25312	XNRF	25312	XNRF
JAY GALANTE		25312	XNRF	25312	XNRF
ALBERTPANGIA		25312	XNRFN	25312	XNRFN
JAY-GALANTE		25312	XNRMX	25312	XNRMX
STEPH-BELCHER		25313	XNCCF	25313	XNCCF
JAY GALANTE		25313	XNCCM	25313	XNCCM
KRISTEN STECK		25313	XNCCR	25313	XNCCR
JAY GALANTE		25313	XNCCR	25313	XNCCR
JAY GALANTE		25313	XNCHT	25313	XNCHT
JAY GALANTE		25313	XNCJH	25313	XNCJH
STEPHANE-WAY		25313	XNCMF	25313	XNCMF
JASON-GALANTE		25313	XNCMH	25313	XNCMH
GALANTE		25313	XNCR	25313	XNCR
LUKEMATHES		25313	XNHFF	25313	XNHFF
JAY GALATI		25313	XNHTJ	25313	XNHTJ
JAY GALANTE		25313	XNHTT	25313	XNHTT
JAY GALANTE		25313	XNJFJ	25313	XNJFJ
JASON GALLANTE		25313	XNJZF	25313	XNJZF
MATTHEW GARDOCKI		25313	XNNHT	25313	XNNHT
MATT GARDOCKI		25313	XNNMT	25313	XNNMT
JOHN KVALIUS		25313	XNNRF	25313	XNNRF
RITAHANNA		25314	XNCCX	25314	XNCCX
JOHN CENA		25314	XNCHM	25314	XNCHM

November 09, 2022 5:15 PM  
Page 86 of 101

**CAM\_20221108\_E**  
November 8, 2022  
Write-in Detail by Political Subdivision  
Camden County

Local BOE-Voorhees UNEX  
Vote For One

Political Subdivision: Write-in Name	Voorhees	Machine	Vote For One	Machine	Vote For One
MICHAEL NAYLOR		25295	XNJZH	25295	XNJZH
TAQUITO PAYTON		25297	XNCRN	25297	XNCRN
ASHTON POHLIG		25303	XNJTM	25303	XNJTM
JULIE KETOVER		25303	XNMX	25303	XNMX
CHARLOTE TENARO-REILLY		25305	XNHFX	25305	XNHFX
JOHN DOW		25624	XNNMF	25624	XNNMF
MARK ROMA		25626	XNNRJ	25626	XNNRJ
JULIEKETOVER		25629	XNCMJ	25629	XNCMJ
CONNOR MULDOON		25633	XNNRM	25633	XNNRM

Waterford Twp. Committee  
Vote for Two

Political Subdivision: Write-in Name	Waterford	Machine	Vote for Two	Machine	Vote for Two
KRISTEN STECK		25313	XNCCR	25313	XNCCR
JAY GALANTAE		25314	XNJTJ	25314	XNJTJ
GALANTE		25316	XNNCC	25316	XNNCC
GALANTE		25638	XNNRJ	25638	XNNRJ

Local BOE- Waterford Township  
Vote for Three

Political Subdivision: Write-in Name	Waterford	Machine	Vote for Three	Machine	Vote for Three
MATTHEW GARDOCKI		25311	XNCHN	25311	XNCHN
JAY-GALANTE		25311	XNCR	25311	XNCR
JAY-GALANTE		25311	XNHFF	25311	XNHFF
J.GALLANTE		25311	XNHFN	25311	XNHFN
JAY GALANTE		25311	XNJFH	25311	XNJFH
JAY-GALANTE		25311	XNJMZ	25311	XNJMZ
JAY GALANTE		25311	XNJRM	25311	XNJRM
LARRY GRAY		25311	XNJTM	25311	XNJTM
AMANDA-MINER		25311	XNJZJ	25311	XNJZJ
JAY GALANTE		25311	XNNHM	25311	XNNHM
JAY GLANTIE		25311	XNNHR	25311	XNNHR
ANYONE		25311	XNNHR	25311	XNNHR
JAY GALANTE		25311	XNNRX	25311	XNNRX

November 09, 2022 5:15 PM  
Page 85 of 101

CAM\_20221108\_E  
November 8, 2022  
Write-in Detail by Political Subdivision  
Camden County

Local BOE - Waterford Township  
Vote for Three

Political Subdivision: Write-in Name	Waterford	Machine	Vote for Three	Machine	Vote for Three	Vote Tag
JAY GALANTE				25316		XNHHT
MATT GARDOCKI				25316		XNHHT
JAY GALANTE				25316		XNHHT
JASON GALANTE				25316		XNNRM
ALFRED BIGGIO				25316		XNNRM
JOE GALANTE				25317		XNCCN
JAY GALANTE				25317		XNCFX
JAY				25317		XNCJC
JAY GALANTE				25317		XNCJN
SUPERMAN				25317		XNCMJ
JAY GALANTE				25317		XNCNH
DYLAN RIESS				25317		XNCRH
JAY GALANTE				25317		XNCRZ
GALENA				25317		XNCTT
LORI O'DONNELL				25317		XNCTX
JAY GALANTE				25317		XNCTX
JAY GALANTE				25317		XNCZJ
TRAVIS SIMMONS				25317		XNHTX
THOMPSON				25317		XNHJT
JAY GALANTE				25317		XNJMC
JAY GALANTE				25317		XNJNN
MICHAEL JOAS				25317		XNJTM
TED HAINES				25317		XNJXH
JAY GALANTE				25317		XNJXT
JAY GALANTE				25317		XNJZC
JAY GALANTE				25317		XNJZJ
JAY GALANTE				25317		XNNCR
JAY GALANTE				25317		XNNMR
JAY GALANTE				25317		XNNRH
JAY GALANTE				25317		XNNRN
JAY GALANTE				25317		XNRMX
VINCENT-DIORIO				25636		XNCFX
JAY GALANTE				25636		XNCHU
JAY GALANTE				25636		XNHFF
JOSE				25636		XNHFR
ARLETTA DERR				25636		XNHFR
JAY GALANTE				25636		XNHTC
JAY GALANTE				25636		XNHTR
JAY GALANTE				25636		XNJFU
GRAY LARRY				25636		XNJMH

CAM\_20221108\_E  
November 8, 2022  
Write-in Detail by Political Subdivision  
Camden County

Local BOE - Waterford Township  
Vote for Three

Political Subdivision: Write-in Name	Waterford	Machine	Vote for Three	Machine	Vote for Three	Vote Tag
JAY GALANTE				25314		XNCMR
MICHELE-ZARRELLA				25314		XNCRT
STEPHEN VANNA IV				25314		XNHFR
DALIE KILPATRICK				25314		XNJFF
RALPH CONDO				25314		XNJFT
ANTHONY-ZARRELLA				25314		XNJFZ
JAY GALENTI				25314		XNJHM
JAY GALANTE				25314		XNJTM
MICHAEL DEBIAK				25314		XNCC
JAY GALANTE				25314		XNCCM
JAY GALANTE				25314		XNMMH
COLLIN VOLK				25314		XNMMR
ANTHONY ZARRELLA				25314		XNNMR
JAY GALANTE				25314		XNNRT
JASON GALANTE				25314		XNNRX
GABRIEL CORTI				25315		XNCCC
JASON				25315		XNCCF
SARA VICE				25315		XNCJH
SEAN BRENNAN				25315		XNCJH
MICHAEL CRUTOCHLEY JR.				25315		XNCJR
DONNIE GAMBLE				25315		XNCMJ
JAY GALANTE				25315		XNHFM
JOEGALANTE				25315		XNHTC
JASON GALANTE				25315		XNHTT
KRISTIN CASEY				25315		XNJTH
JAY GALANTE				25315		XNNCN
ANTHONY ROTELLA				25315		XNNHJ
JAY GALANTE				25315		XNNHX
JASON GALANTB				25315		XNNHZ
JAY GALANTE				25315		XNNMJ
JAY GALANTE				25315		XNNMM
JAY GALANTE				25315		XNNMX
KRISTIN-CASEY				25315		XNNRT
SANDS				25315		XNNRT
HUNG-CHOU				25316		XNRFJ
JAY GALANTE				25316		XNCCC
RYAN HOLBROOK				25316		XNCCM
JAY GALANTE				25316		XNHFF
				25316		XNHTE

CAM\_20221108\_E  
November 8, 2022  
Write-in Detail by Political Subdivision  
Camden County

Local BOE - Waterford Township  
Vote for Three

Political Subdivision: Write-in Name	Waterford	Machine	Ballot Tag
ERIN ODONELLE		25636	XNJMN
JAY GALANTE		25636	XNJRN
KRISTEN STECK RISHEL		25636	XNJTJ
JAY GALANTE		25636	XNJTJ
JAY GALANTE		25636	XNJTR
JAY GALANTE		25636	XNJZH
GALANTE		25636	XNNHM
JAY GALANTE		25636	XNNMR
MATTHEW-GARDOCKI		25636	XNRRR
STEPHANIE WILLIAMS		25637	XNCCM
MICKEY		25637	XNCHF
MATT GARDOCKI		25637	XNCHU
JAY-GALANTE		25637	XNHTH
THOMASALEACH		25637	XNJTH
SEAN SKACEL		25637	XNJZH
JAY GALANTE		25637	XNJZH
PAULETTE LITLES		25637	XNJZN
JAY GALANTE		25637	XNNHC
VICKIE		25637	XNNMF
BRITTANY LEDGER		25637	XNNRJ
JAY GALENT		25637	XNNRM
JAY GALANTE		25637	XNNRZ
JAY GALANTE		25638	XNCJR
STEPHEN KERR		25638	XNCRM
JAY GALANTE		25638	XNHFZ
JAY GALANTE		25638	XNHHT
REGN		25638	XNHTN
CHAD REGN		25638	XNJZC
JAY-GALANTI		25638	XNJZN
GILL		25638	XNJZZ
JASON-GALANTE		25638	XNNHZ
MATTHEW GARDOCKI		25638	XNNMH
GALANTE		25638	XNRFJ
GALANTE		25638	XNRFX
JAY GALLANTE		25638	XNRMX
REG-PATTERSON		25638	XNRMV
JOHN CEVA		25639	XNRRR
KYLE SANTOS		25639	XNCHC
		25639	XNCHU

CAM\_20221108\_E  
November 8, 2022  
Write-in Detail by Political Subdivision  
Camden County

Local BOE - Waterford Township  
Vote for Three

Political Subdivision: Write-in Name	Waterford	Machine	Ballot Tag
N-A		25639	XNCHX
JACQUELYN JOAS		25639	XNCMH
JAY-GALANTE		25639	XNHFT
JAY GALANTE		25639	XNHTR
MICKEY		25639	XNHYZ
GALENTE		25639	XNJFJ
STEVE UMOSELLA		25639	XNJFZ
JAY GALANTE		25639	XNJFZ
JAY-GALANTE		25639	XNJMM
JASON-GALANTE		25639	XNNHC
JAY-GALANTE		25639	XNNHZ
NOBOOKBANS		25639	XNNMZ
NOBOOKBANS		25639	XNNMZ
NOBOOKBANS		25639	XNNMZ
JAY GALANTE		25639	XNNRJ
JAY GALANTE		25639	XNRFJ
JAY-GALENTE		25640	XNCCF
JAY GALANTE		25640	XNCRC
JAY GALANTE		25640	XNCRH
LOL		25640	XNRFJ
JAY GALANTE		25640	XNHFT
JAY GALANTE		25640	XNHHT
JAY GALANTE		25640	XNJTF
GALANTE		25640	XNJTM
JAY GALANTE		25640	XNJTZ
JAY GALANTE		25640	XNNHH
JAY GALANTE		25640	XNNHT
RYAN COLLINS		25640	XNNRX
JAY GALANTE		25640	XNRRR
JAY GALANTE		25641	XNCCX
JAY-GALENTE		25641	XNCCX
JAY-GALENTE		25641	XNCJR
JAY GALANTE		25641	XNCRM
JAY GALANTE		25641	XNHTM
THOMASALEACH		25641	XNNHC
DANIELHOOVER		25641	XNNHC
JAY GALANTE		25641	XNNMF
GALANTE		25641	XNRFX
JAY GALANTE		25643	XNCCN

**CAM\_20221108\_E**  
**November 8, 2022**  
**Write-in Detail by Political Subdivision**  
**Camden County**

**Local BOE- Waterford Township**  
**Vote for Three**

Political Subdivision: Write-in Name	Waterford	Machine	Voter Tag
ANYONE	25643	XNCCN	
JAY GALANTE	25643	XNCHF	
JAY GALANTE	25643	XNCJH	
JAY GALANTE	25643	XNCJM	
JAY-GALENTE	25643	XNHFF	
JAY GALANTE	25643	XNHFJ	
TABATHA-LUPINETTI	25643	XNHFN	
JAY GALANTE	25643	XNHRH	
JAY GALANTE	25643	XNHFX	
DAWN SAYERS	25643	XNHTR	
JAY GALANTE	25643	XNHTX	
JAY GALANTE	25643	XNJZN	
JAY GALANTE	25643	XNCCC	
JAY GALANTE	25643	XNNRH	
JAY GALANTE	25643	XNRMZ	
JAY GALANTE	25702	XNMCZ	
NORCROSS	25702	XNCMH	
RON WOOD	25702	XNCRM	
JAY GALANTE	25702	XNCRN	
JAY GALANTE	25702	XNHFT	
JAY GALENTE	25702	XNHTC	
JAY GALANTE	25702	XNHTZ	
KRISTEN CASEY	25702	XNJTM	
JAY GALANTE	25702	XNJTZ	
GALANTE	25702	XNNCJ	
JAY GALANTE	25702	XNNCR	
JAY GALANTE	25702	XNHHH	
MARTY BENDORF	25702	XNNMC	
JAY-GALLANTE	25702	XNNMM	
JOSEPH RACO JR	25702	XNNRN	
BEN-WHITE	25725	XNRMX	
JAY GALANTE	25725	XNHTE	
JAY GALANTE	25725	XNHTX	
GALANTE	25725	XNNHC	
JASON-GALANTE	25725	XNNHR	
JAY GALANTE	25725	XNNMJ	
JAY GALANTE	25725	XNNMX	

November 09, 2022 5:15 PM Page 91 of 101

**CAM\_20221108\_E**  
**November 8, 2022**  
**Write-in Detail by Political Subdivision**  
**Camden County**

**Winslow Mayor UNEX**  
**Vote For One**

Political Subdivision: Write-in Name	Winslow	Machine	Voter Tag
JENNIFER BIGWOOD	25319	XNCMH	
JENNIFER BIGWOOD	25319	XNCRM	
JENNIFER BIGWOOD	25319	XNHFT	
JENN BIGWOOD	25319	XNHTZ	
BIGWOOD	25319	XNNRN	
JENNIEF BIGWOOD	25320	XNCCZ	
JENNIFER BIGWOOD	25320	XNCJM	
JENNIFER BIGWOOD	25320	XNCRH	
JENNIFERBIGWOOD	25320	XNHFF	
JENNIFER BIGWOOD	25320	XNHTT	
JENNIFER BIGWOOD	25320	XNCCC	
JENNIFER BIGWOOD	25320	XNNCR	
JAMES JULIANO	25320	XNNMN	
JENNIFER-BIGWOOD	25320	XNNMZ	
JENNIFER BIGWOOD	25320	XNRFZ	
ROBERT ACQUAVIVA	25320	XNRMZ	
LAWRENCE SALAMONE SR	25322	XNCFR	
REPUBLICAN	25322	XNCFT	
JENNIFERBIGWOOD	25322	XNCHM	
MADISON ANDERSON	25322	XNCTE	
VINCENT RICE	25322	XNHFF	
BRANDON/GLUKAS	25322	XNJFJ	
MICKEY MOUSE	25322	XNJHC	
JEN BIGWOOD	25322	XNJRN	
JEN BIGWOOD	25322	XNJTH	
JENNIFER BIGWOOD	25322	XNJZJ	
GERARD MCMANUS	25322	XNNMC	
LUIS R. ISAAC	25322	XNNRR	
JENNIFER BIGWOOD	25322	XNRFZ	
JEN-BIGWOOD	25322	XNRRR	
DONALD J TRUMP	25323	XNCHF	
JENNIFER BIGWOOD	25323	XNCHH	
JENNIFER BIGWOOD	25323	XNCHT	
GATTI	25323	XNCHX	
MARK TESTA	25323	XNCRN	
YARHUA CHRIST	25323	XNHFX	
JENNIFER-BIGWOOD	25323	XNHFM	
LAROSA	25323	XNHTR	
JENNIFER-BIGWOOD	25323	XNJFH	

November 09, 2022 5:15 PM Page 92 of 101



**CAM\_20221108\_E**  
November 8, 2022  
Write-in Detail by Political Subdivision  
Camden County

Winslow Mayor UNEX  
Vote For One

Political Subdivision: Write-in Name	Winslow	Machine	Vote For One	Machine	Vote Tag
JENNIFER BIGWOOD		25646		25646	XNRRX
JENNIFER BIGWOOD		25647		25647	XNCCM
BIGWOOD		25647		25647	XNCCT
SOMEONEELSE		25647		25647	XNCHR
BIGWOOD		25647		25647	XNCRH
JILL BIGWOOD		25647		25647	XNCRT
JENNIFER-BIGWOOD		25647		25647	XNHFF
DIANA HARRIS		25647		25647	XNHHT
JENNIFER BIGWOOD		25647		25647	XNIFF
FRED		25647		25647	XNJFX
BRANDON GLIKAS		25647		25647	XNJTN
JENNIFER BIGWOOD		25647		25647	XNJZN
JENNIFER BIGWOOD		25647		25647	XNCC
JENNIFER BIGWOOD		25647		25647	XNHU
JENNIFER-BIGWOOD		25647		25647	XNRC
KARL AUWARTER		25647		25647	XNRRJ
JENNIFER BIGWOOD		25647		25647	XNRFX
JENNIFER BIGWOOD		25647		25647	XNRMZ
BRANDON GLIKAS		25648		25648	XNCCR
MIKEBRITTN		25648		25648	XNCF
ALVOR BASS		25648		25648	XNCHR
MARK PASARELLA		25648		25648	XNCRT
VITO DARCANGELO		25648		25648	XNCTN
JENNIFER BIGWOOD		25648		25648	XNFJ
BRANDON GLIKAS		25648		25648	XNHFR
JENNIFER		25648		25648	XNHTC
DONALD TRUMP JR		25648		25648	XNHTR
JOHN HARRIMAN		25648		25648	XNIFF
BAREFOOT BRENNAN		25648		25648	XNJRN
MIKEBRITTN		25648		25648	XNJRZ
TAMARA KEITH		25648		25648	XNNHZ
JENNIFER BIGWOOD		25648		25648	XNNMN
JENNIFER WHITE		25648		25648	XNRM
JEN BIGWOOD		25648		25648	XNRMZ
DAVEDEMARCO		25649		25649	XNHFF
LARRY-DANIEL		25649		25649	XNHTF
JENNIFER BIGWOOD		25649		25649	XNHTR
JOE		25650		25650	XNCHF
JOHN J RIGOLIZZO		25650		25650	XNHXT

November 09, 2022 5:15 PM Page 94 of 101

**CAM\_20221108\_E**  
November 8, 2022  
Write-in Detail by Political Subdivision  
Camden County

Winslow Mayor UNEX  
Vote For One

Political Subdivision: Write-in Name	Winslow	Machine	Vote For One	Machine	Vote Tag
TRUMP IS REAL POTUS		25323		25323	XNJTZ
DONALD TRUMP		25323		25323	XNJZT
FRANK WESTFALL		25323		25323	XNJZ
JOHN DAUNORAS		25323		25323	XNNHT
JENNIFER BIGWOOD		25323		25323	XNNMH
BRIAN VALERIO		25323		25323	XNNMJ
VINCENT RICE		25323		25323	XNNMX
RYAN FRESOLONE		25323		25323	XNNRH
JOHN DOE		25324		25324	XNJZZ
JENNIFER-BIGWOOD		25644		25644	XNHNT
JOHN RHODAS		25644		25644	XNNHR
BIGWOOD		25644		25644	XNRMF
JEN BIGWOOD		25645		25645	XNCCM
JENNIFER BIGWOOD		25645		25645	XNCFX
MARK PASSARELLA		25645		25645	XNCHZ
JENNIFER BIGWOOD		25645		25645	XNCHC
JENNIFER-BIGWOOD		25645		25645	XNCHZ
JENNIFER BIGWOOD		25645		25645	XNCMJ
JENNIFER BIGWOOD		25645		25645	XNJZT
JENNIFER BIGWOOD		25645		25645	XNNHN
DONALD TRUMP		25645		25645	XNNHT
BRANDON GLIKAS		25645		25645	XNRM
JENNIFER BIGWOOD		25646		25646	XNCCR
JENNIFER-BIGWOOD		25646		25646	XNCFM
JENNIFER BIGWOOD		25646		25646	XNCFR
JENNIFER BIGWOOD		25646		25646	XNCHC
JENNIFER BIGWOOD		25646		25646	XNCHT
JENNIFER BIGWOOD		25646		25646	XNCJH
SELF		25646		25646	XNCJN
JENNIFER BENDIG		25646		25646	XNHFN
JENNIFER BIGWOOD		25646		25646	XNJFC
JENNIFER BIGWOOD		25646		25646	XNJFN
NONE		25646		25646	XNJFX
JENNIFER BIGWOOD		25646		25646	XNJRN
JENNIFER BIGWOOD		25646		25646	XNJZM
RICHARD THORNE		25646		25646	XNNCN
LEPS		25646		25646	XNNHN
TYLER REILLY		25646		25646	XNNHR
JENNIFER BIGWOOD		25646		25646	XNNMC
JENNIFER-BIGWOOD		25646		25646	XNNRM

November 09, 2022 5:15 PM Page 93 of 101

**CAM\_20221108\_E**  
November 8, 2022  
Write-in Detail by Political Subdivision  
Camden County

Winslow Mayor UNEX  
Vote For One

Political Subdivision: Write-in Name	Winslow Machine	Machine	Write-in Name	Vote For One	Write-in Name	Machine	Write-in Name	Vote For One
DAVID SCHLESSINGER		25653	DAVID SCHLESSINGER	XNRFN		25653	DAVID SCHLESSINGER	XNRFN
DONALD J TRUMP		25655	DONALD J TRUMP	XNCMJ		25655	DONALD J TRUMP	XNCMJ
JENNIFER BIGWOOD		25656	JENNIFER BIGWOOD	XNCRC		25656	JENNIFER BIGWOOD	XNCRC
JENNIFER BIGWOOD		25656	JENNIFER BIGWOOD	XNCRH		25656	JENNIFER BIGWOOD	XNCRH
JENNIFER BIGWOOD		25656	JENNIFER BIGWOOD	XNCRM		25656	JENNIFER BIGWOOD	XNCRM
JOE-HAIGH		25656	JOE-HAIGH	XNHTE		25656	JOE-HAIGH	XNHTE
JEN-BIGWOOD		25656	JEN-BIGWOOD	XNJHH		25656	JEN-BIGWOOD	XNJHH
DONALD TRUMP		25656	DONALD TRUMP	XNJTN		25656	DONALD TRUMP	XNJTN
JEN-BIGWOOD		25656	JEN-BIGWOOD	XNJTR		25656	JEN-BIGWOOD	XNJTR
BIGWOOD		25656	BIGWOOD	XNNHM		25656	BIGWOOD	XNNHM
WILLIAM POGUE		25656	WILLIAM POGUE	XNNMM		25656	WILLIAM POGUE	XNNMM
BRANDON GLIKAS		25656	BRANDON GLIKAS	XNNRT		25656	BRANDON GLIKAS	XNNRT
JENNIFER BIGWOOD		25656	JENNIFER BIGWOOD	XNRRM		25656	JENNIFER BIGWOOD	XNRRM
EDDY MYERS		25656	EDDY MYERS	XNRRR		25656	EDDY MYERS	XNRRR
JENNIFER BIGWOOD		25657	JENNIFER BIGWOOD	XNCCC		25657	JENNIFER BIGWOOD	XNCCC
JENNIFER BIGWOOD		25657	JENNIFER BIGWOOD	XNCCF		25657	JENNIFER BIGWOOD	XNCCF
JENNIFER BIGWOOD		25657	JENNIFER BIGWOOD	XNCRS		25657	JENNIFER BIGWOOD	XNCRS
JENNIFER BIGWOOD		25657	JENNIFER BIGWOOD	XNJFR		25657	JENNIFER BIGWOOD	XNJFR
JUSTIN SCHUBERT		25657	JUSTIN SCHUBERT	XNJFZ		25657	JUSTIN SCHUBERT	XNJFZ
JENNIFER-BIGWOOD		25657	JENNIFER-BIGWOOD	XNJZN		25657	JENNIFER-BIGWOOD	XNJZN
GINO ESPOSITO		25657	GINO ESPOSITO	XNNCN		25657	GINO ESPOSITO	XNNCN
STOP FRAUD		25658	STOP FRAUD	XNCCZ		25658	STOP FRAUD	XNCCZ
RIK EBERHARD		25658	RIK EBERHARD	XNCHT		25658	RIK EBERHARD	XNCHT
JENNIFER BIGWOOD		25658	JENNIFER BIGWOOD	XNCMF		25658	JENNIFER BIGWOOD	XNCMF
JENNIFER BIGWOOD		25658	JENNIFER BIGWOOD	XNHFN		25658	JENNIFER BIGWOOD	XNHFN
JENNIFER BIGWOOD		25658	JENNIFER BIGWOOD	XNZZ		25658	JENNIFER BIGWOOD	XNZZ
LUISITA-VEGA		25659	LUISITA-VEGA	XNRRZ		25659	LUISITA-VEGA	XNRRZ
JESUS		25659	JESUS	XNCJM		25659	JESUS	XNCJM
JENNIFER BIGWOOD		25659	JENNIFER BIGWOOD	XNCRZ		25659	JENNIFER BIGWOOD	XNCRZ
JENNIFER BIGWOOD		25659	JENNIFER BIGWOOD	XNJRT		25659	JENNIFER BIGWOOD	XNJRT
JENNIFER BIGWOOD		25659	JENNIFER BIGWOOD	XNJTC		25659	JENNIFER BIGWOOD	XNJTC
RUDOLPH VALENTINO		25659	RUDOLPH VALENTINO	XNJTM		25659	RUDOLPH VALENTINO	XNJTM
JENNIFER BIGWOOD		25659	JENNIFER BIGWOOD	XNNCM		25659	JENNIFER BIGWOOD	XNNCM
JENNIFER BIGWOOD		25659	JENNIFER BIGWOOD	XNRRF		25659	JENNIFER BIGWOOD	XNRRF
NATHANIEL SMITH		25660	NATHANIEL SMITH	XNHIT		25660	NATHANIEL SMITH	XNHIT
JOE		25663	JOE	XNCRC		25663	JOE	XNCRC
BOB		25664	BOB	XNCJC		25664	BOB	XNCJC
JENIFER BIGWOOD		25686	JENIFER BIGWOOD	XNCCN		25686	JENIFER BIGWOOD	XNCCN
JENNIFER BIGWOOD		25686	JENNIFER BIGWOOD	XNCHX		25686	JENNIFER BIGWOOD	XNCHX

November 09, 2022 5:15 PM  
Page 96 of 101

**CAM\_20221108\_E**  
November 8, 2022  
Write-in Detail by Political Subdivision  
Camden County

Winslow Mayor UNEX  
Vote For One

Political Subdivision: Write-in Name	Winslow Machine	Machine	Write-in Name	Vote For One	Write-in Name	Machine	Write-in Name	Vote For One
GIOVANNY ORTIZ		25650	GIOVANNY ORTIZ	XNJCF		25650	GIOVANNY ORTIZ	XNJCF
MARKUS EHRLICH		25650	MARKUS EHRLICH	XNJFC		25650	MARKUS EHRLICH	XNJFC
J-BIGWOOD		25650	J-BIGWOOD	XNJRR		25650	J-BIGWOOD	XNJRR
BRANDON GLIKAS		25650	BRANDON GLIKAS	XNJZM		25650	BRANDON GLIKAS	XNJZM
DAN LAFONTAINE		25650	DAN LAFONTAINE	XNHJ		25650	DAN LAFONTAINE	XNHJ
MATT ROBERTS		25650	MATT ROBERTS	XNRRF		25650	MATT ROBERTS	XNRRF
LESCO BRANDON		25650	LESCO BRANDON	XNRRM		25650	LESCO BRANDON	XNRRM
BRANDON GLIKAS		25651	BRANDON GLIKAS	MMNMZ		25651	BRANDON GLIKAS	MMNMZ
DAN LAFONTAINE		25651	DAN LAFONTAINE	XNCHH		25651	DAN LAFONTAINE	XNCHH
RED		25651	RED	XNCCH		25651	RED	XNCCH
CHARLIE CLARK		25651	CHARLIE CLARK	XNCMH		25651	CHARLIE CLARK	XNCMH
MATTHEW ROBERTS		25651	MATTHEW ROBERTS	XNCRJ		25651	MATTHEW ROBERTS	XNCRJ
LAWRENCE SALAMONE		25652	LAWRENCE SALAMONE	XNCHN		25652	LAWRENCE SALAMONE	XNCHN
MARK PASSERELLA		25652	MARK PASSERELLA	XNCJM		25652	MARK PASSERELLA	XNCJM
JENNIFER BIGWOOD		25652	JENNIFER BIGWOOD	XNCMT		25652	JENNIFER BIGWOOD	XNCMT
DONALD-DUCK		25652	DONALD-DUCK	XNCRX		25652	DONALD-DUCK	XNCRX
LARRY SALIMON		25652	LARRY SALIMON	XNJFM		25652	LARRY SALIMON	XNJFM
RICHARD R ROUNDS		25652	RICHARD R ROUNDS	XNJMX		25652	RICHARD R ROUNDS	XNJMX
RYAN ZIEGLER		25652	RYAN ZIEGLER	XNJRN		25652	RYAN ZIEGLER	XNJRN
DAVID SCHLESSINGER		25652	DAVID SCHLESSINGER	XNJRX		25652	DAVID SCHLESSINGER	XNJRX
JEFFREY-HEGGAN		25652	JEFFREY-HEGGAN	XNJRZ		25652	JEFFREY-HEGGAN	XNJRZ
RONALD HENRY		25652	RONALD HENRY	XNJZH		25652	RONALD HENRY	XNJZH
JENNIFER BIGWOOD		25652	JENNIFER BIGWOOD	XNNCJ		25652	JENNIFER BIGWOOD	XNNCJ
RON HENRY		25652	RON HENRY	XNNMM		25652	RON HENRY	XNNMM
CASEY-HARPER		25652	CASEY-HARPER	XNNRJ		25652	CASEY-HARPER	XNNRJ
JENNIFER BIGWOOD		25652	JENNIFER BIGWOOD	XNRRR		25652	JENNIFER BIGWOOD	XNRRR
DAVID SCHLESSINGER		25653	DAVID SCHLESSINGER	XNCCO		25653	DAVID SCHLESSINGER	XNCCO
DAVE SCHLESSINGER		25653	DAVE SCHLESSINGER	XNCCX		25653	DAVE SCHLESSINGER	XNCCX
LAWRENCE-SALAMONE		25653	LAWRENCE-SALAMONE	XNCJC		25653	LAWRENCE-SALAMONE	XNCJC
JENNIFER BIGWOOD		25653	JENNIFER BIGWOOD	XNCMC		25653	JENNIFER BIGWOOD	XNCMC
MARK PASSARELLA		25653	MARK PASSARELLA	XNHFJ		25653	MARK PASSARELLA	XNHFJ
JEN-BIGWOOD		25653	JEN-BIGWOOD	XNHFM		25653	JEN-BIGWOOD	XNHFM
DAVID SCHLESSINGER		25653	DAVID SCHLESSINGER	XNJFX		25653	DAVID SCHLESSINGER	XNJFX
JENNIFER BIGWOOD		25653	JENNIFER BIGWOOD	XNNMN		25653	JENNIFER BIGWOOD	XNNMN
JASON VOCI		25653	JASON VOCI	XNNMZ		25653	JASON VOCI	XNNMZ
JEFFREY CLOUSER JR		25653	JEFFREY CLOUSER JR	XNRRF		25653	JEFFREY CLOUSER JR	XNRRF
JEN-BIGWOOD		25653	JEN-BIGWOOD	XNRRJ		25653	JEN-BIGWOOD	XNRRJ
RONALD HENRY		25653	RONALD HENRY	XNRRM		25653	RONALD HENRY	XNRRM
PAMELAROUNDS		25653	PAMELAROUNDS	XNRRX		25653	PAMELAROUNDS	XNRRX

November 09, 2022 5:15 PM  
Page 95 of 101

CAML\_20221108\_E  
November 8, 2022  
Write-in Detail by Political Subdivision  
Camden County

Winslow Mayor UNEX  
Vote For One

Political Subdivision:	Winslow	Machine	Vote For One	Machine	Vote For One	Machine	Vote For One	Machine	Vote For One	Machine	Vote For One
Write-in Name	Write-in Name	Write-in Name	Write-in Name	Write-in Name	Write-in Name	Write-in Name	Write-in Name	Write-in Name	Write-in Name	Write-in Name	Write-in Name
JENNIFER BIGWOOD		25681									XNNMH
GARY P MOSS		25701									XNCMN
JAMES CUMBERLAND		25701									XNJTZ
RICHARDO PAGAN		25701									XNNHN
STUART FIELD		25701									XNNMF

Local BOE- Winslow Township  
Vote for Three

Political Subdivision:	Winslow	Machine	Vote For Three	Machine	Vote For Three	Machine	Vote For Three	Machine	Vote For Three	Machine	Vote For Three
Write-in Name	Write-in Name	Write-in Name	Write-in Name	Write-in Name	Write-in Name	Write-in Name	Write-in Name	Write-in Name	Write-in Name	Write-in Name	Write-in Name
TERM LIMITS		25322									XNJHC
PITTS RETIRE		25322									XNJHC
SHAW		25322									XNNHH
KEYDY L QUISE		25322									XNNRR
INES SZENDI		25322									XNNRR
BRIGITH QUISE		25322									XNNRR
ANDREA G COFFEY		25323									XNJZT
ANDREA G COFFEY		25323									XNNRJ
SIMMONS		25645									XNJTM
BARRETT GARY		25646									XNCRX
CHRISTOPHER RINKER		25647									XNRFK
PORESCRITO		25648									XNHFH
ANDREA COFFEY		25648									XNHFH
JOHN HARRIMAN		25648									XNJFF
ED MEYERS		25648									XNNMH
RYAN GIRLUSKY		25650									XNHTX
JAKE FAYETTE		25650									XNHTX
ALEX JONES		25650									XNHTX
MIKE C CLARK		25650									XNJCF
GIOVANNY ORTIZ		25650									XNJCF
NA		25650									XNNHF
NA		25650									XNNHH
NA		25650									XNNHH
STACIE RICH		25650									XNNRF
MATT ROBERTS		25650									XNNRF
LESCO BRANDON		25650									XNRMV
LESCO BRANDON		25650									XNRMV
DAN LAFONTAINE		25651									XNCRH

CAML\_20221108\_E  
November 8, 2022  
Write-in Detail by Political Subdivision  
Camden County

Winslow Mayor UNEX  
Vote For One

Political Subdivision:	Winslow	Machine	Vote For One	Machine	Vote For One	Machine	Vote For One	Machine	Vote For One	Machine	Vote For One
Write-in Name	Write-in Name	Write-in Name	Write-in Name	Write-in Name	Write-in Name	Write-in Name	Write-in Name	Write-in Name	Write-in Name	Write-in Name	Write-in Name
MICHAEL MARTIN		25669									XNHTT
JENNIFER BIGWOOD		25669									XNNMJ
MICHAELMARTINUR		25669									XNRMF
BRANDON GLIKAS		25670									XNHFZ
JOSE ZARAZUA		25670									XNNMJ
BRANDON GLIKAS		25671									XNHTR
MICHAEL KELLER		25672									XNCCM
JENNIFER BIGWOOD		25672									XNCCN
JENNIFER BIGWOOD		25672									XNCJH
MICKY		25672									XNHFH
MIKE MCCRAE		25672									XNHTN
JENNIFER BIGWOOD		25672									XNNHJ
XXXX		25672									XNNMC
JOSEPH SHANNON		25672									XNNMH
ED FOLEY		25673									XNCCX
JENNIFER BIGWOOD		25673									XNHFH
RON-BROSIOUS		25673									XNHFH
JENNIFER BIGWOOD		25673									XNHTN
MRS TAMMY LYNCH		25673									XNJZX
JENNIFER BIGWOOD		25673									XNRFN
JENNIFER BIGWOOD		25674									XNCHH
JENNIFER BIGWOOD		25676									XNCHN
COLIN HESS		25676									XNNRH
MICKEY MOUSE		25677									XNJFR
BIGWOOD		25677									XNJRT
ALEC WEISENSEE		25677									XNNMJ
JOSEPH PAGANO		25678									XNRFJ
BRANDON GLICKUS		25679									XNCMN
JOE PAGANO		25679									XNCRN
JEFFREY JOHNSON		25679									XNHFH
HARRY		25679									XNCC
ANY OTHER		25679									XNRFK
BRANDON GLIKAS		25680									XNCJR
ALBERT BAZZEL		25680									XNCCN
VERNA INGRAM		25680									XNJCN
-----		25680									XNJCT
JENNIFER BIGWOOD		25680									XNJRC
WILLIAM PETZSCH		25680									XNJRJ
PATRICK NELSON		25681									XNJHH
THOMAS MCNEILL		25681									XNJTM

**CAML\_20221108\_E**  
November 8, 2022  
Write-in Detail by Political Subdivision  
Camden County

**Member Board of Fire CommFD1-Winslow**  
Vote For One

Political Subdivision: Write-in Name	Winslow	Machine	Write-in Name	Machine	Vote For One	Write-in Name	Machine	Vote For One
FRANK ELLIS		25644	FRANK ELLIS	25644	XNJTZ			
GLENN GREGG		25645	GLENN GREGG	25645	XNHTJ			
RICHARD THORNE		25646	RICHARD THORNE	25646	XNCON			
PORESCRITO		25647	PORESCRITO	25647	XNRFN			
JEFF DEPREE		25648	JEFF DEPREE	25648	XNCTN			
MARK TESTA		25648	MARK TESTA	25648	XNJMH			
FRANK ELLIS		25648	FRANK ELLIS	25648	XNJZJ			
MATTHEW ROBERTS		25651	MATTHEW ROBERTS	25651	XNCRJ			
JOE BIGWOOD		25653	JOE BIGWOOD	25653	XNHFH			
DONALD J TRUMP		25655	DONALD J TRUMP	25655	XNCMJ			
JULIE PETERSON		25655	JULIE PETERSON	25655	XNHTC			
KAYLA		25655	KAYLA	25655	XNHTT			
JOANIE PAGE		25656	JOANIE PAGE	25656	XNJRC			
STOP FRAUD		25658	STOP FRAUD	25658	XNCCZ			
MIKE OXLONG		25659	MIKE OXLONG	25659	XNCMZ			
ROLAND EBERHARD		25659	ROLAND EBERHARD	25659	XNJTM			
NATHANIEL SMITH		25660	NATHANIEL SMITH	25660	XNHTT			
ADAM LANSDOWNE		25669	ADAM LANSDOWNE	25669	XNNMU			
RICHARD IANNACO		25670	RICHARD IANNACO	25670	XNNRZ			
RICHARD IANNACO		25671	RICHARD IANNACO	25671	XNJHC			
MARKA MANGARO		25672	MARKA MANGARO	25672	XNCJH			
ADAM LANSDOWNE		25673	ADAM LANSDOWNE	25673	XNHTN			
ALBERT BAZZEL		25680	ALBERT BAZZEL	25680	XNCJR			
HOLLY HORTON		25701	HOLLY HORTON	25701	XNCCN			
RICHARD		25701	RICHARD	25701	XNRMF			

**Woodlyme Council**  
Vote For Two

Political Subdivision: Write-in Name	Woodlyme	Machine	Write-in Name	Machine	Vote For Two
THOMAS CROWLEY		25683	THOMAS CROWLEY	25683	XNHFH
SERGIO CUMBA		25684	SERGIO CUMBA	25684	XNNHR

November 09, 2022 5:15 PM Page 100 of 101

**CAML\_20221108\_E**  
November 8, 2022  
Write-in Detail by Political Subdivision  
Camden County

**Local BOE- Winslow Township**  
Vote For Three

Political Subdivision: Write-in Name	Winslow	Machine	Write-in Name	Machine	Vote For Three
WABBIT		25651	WABBIT	25651	XNCHZ
DONALD DUCK		25651	DONALD DUCK	25651	XNCHZ
DAFFY DUCK		25651	DAFFY DUCK	25651	XNCHZ
RON HENRY		25652	RON HENRY	25652	XNNMM
CHRIS HENRY		25652	CHRIS HENRY	25652	XNNMM
RONALD HENRY		25653	RONALD HENRY	25653	XNNRM
CHRISTINE HENRY		25653	CHRISTINE HENRY	25653	XNNRM
KIMWALSH		25664	KIMWALSH	25664	XNCHF
KENNETH		25654	KENNETH	25654	XNNMF
DONALD J TRUMP		25655	DONALD J TRUMP	25655	XNCMJ
DONALD J TRUMP		25655	DONALD J TRUMP	25655	XNCMJ
DONALD J TRUMP		25655	DONALD J TRUMP	25655	XNCMJ
CHLOE		25655	CHLOE	25655	XNHTT
JOANIE PAGE		25656	JOANIE PAGE	25656	XNJRC
BURRUEZO		25656	BURRUEZO	25656	XNNHM
PERTERSOM		25657	PERTERSOM	25657	XNCRX
STOP FRAUD		25658	STOP FRAUD	25658	XNCCZ
LUISITA-VEGA		25659	LUISITA-VEGA	25659	XNCJM
GOD		25659	GOD	25659	XNCRZ
BRIAN DORFLINGER		25659	BRIAN DORFLINGER	25659	XNJTC
DONALD TRUMP		25659	DONALD TRUMP	25659	XNNHR
TAHIR SMITH		25660	TAHIR SMITH	25660	XNHTT
RAY-WATKINS		25660	RAY-WATKINS	25660	XNRFN
TAHIRSMITH		25663	TAHIRSMITH	25663	XNNMF
JOE		25674	JOE	25674	XNCRJ
GORDEN SUNKETT		25674	GORDEN SUNKETT	25674	XNNRM
MOE		25679	MOE	25679	XNCMM
LARRY		25679	LARRY	25679	XNCMM
CURLEY JOE		25679	CURLEY JOE	25679	XNCMM
DERRICK JOHNSON		25681	DERRICK JOHNSON	25681	XNCRX

**Member Board of Fire CommFD1-Winslow**  
Vote For One

Political Subdivision: Write-in Name	Winslow	Machine	Write-in Name	Machine	Vote For One
JENNIFERBIGWOOD		25322	JENNIFERBIGWOOD	25322	XNJRU
TTTTTTTTTTT		25324	TTTTTTTTTTT	25324	XNRMZ
FRANK ELLIS		25644	FRANK ELLIS	25644	XNHTN

November 09, 2022 5:15 PM Page 99 of 101

CAM_20221108_E November 8, 2022 Write-in Detail by Political Subdivision Camden County		
Local BOE Woodlyme UNEX 1Yr Vote for One		
Political Subdivision: Write-in Name	Machine	Voter Tag
CHRISTOPHER DILKUS	25682	XNHF
LINDSEY AVERY	25682	XNRM
JOSE	25683	XNHTC
TOM WALKER	25683	XNHTF
CHRISTOPHER DILKUS	25683	XNHTJ
LINDSEY AVERY	25683	XNHTM
SANDRA KHALIL	25684	XNCMX
TISHARA LANDI	25684	XNHF
SERGIO CUMBA	25684	XNHR
DANIEL MULLARKEY	25684	XNMF
DANA M. SEAMON	25685	XNHF

Local BOE - Woodlyme Boro Vote for Two		
Political Subdivision: Write-in Name	Machine	Voter Tag
NYCUNG	25682	XNRMX
RIVERA	25683	XNHCC
ERIC L SALAAM SR	25683	XNRMX
ALTAGRACIA	25684	XNHTM
MIGUEL	25684	XNCCJ
LUIS JACSON	25685	XNCMN
EDDIE JORDAN	25685	XNCMN
SANTA	25685	XNRF

Camden County NJ 2022 General VBM, Early Voting & Provisional Write-Ins		
House Of Representatives 1st District		
Accepted As Is		0
Resolved		90
Bill Garvin		1
Ken Mchugh		1
Alex Law		1
Allan Kan		1
Anthony Mira		1
Brian Cunningham		1
Charles J E Wolfe		1
Chih Chin Kuo		1
Chris Deslivies		1
Christopher Better		1
D M Sheehan		1
Darel Eddings		1
David Isshak		1
David Wright		1
Dominick Melchiorre		1
Donald Jones		1
Ed McBride		1
Ed White		1
Gabriela Mosquera		1
Gideon Oron		1
Gregory Pignatelli		2
Gwendolyn Faison		1
Harry M. Reichenberg		1
Helen Hart-Magobet		1
Hogan Makely		1
Holger Baeuerle		1
James T Cook		1
Jennifer Apell		1
John Kofbet Sr		1
Joseph Campbell		1
Joseph Gredesky		1
Lan Gill		1
Lauren Bell		0
Lee Macminn		1
Mario Desantis		25
Mario Desantis		1
Marissa P Levy		1
Mark Greenberg		1
Martin Nolan		1
Matt Cahill		1
Matthew Foote		1

Meghan Watson		1
Michelle Farley		1
Michelle Cassin		1
Nicholas Sandone		1
Nick Pittman		1
Pamela Bozarth		1
Patrick Reidy		1
Paul W. Burger		1
Rachel Dale		1
Rachel Wilson		1
Rakim Stevens		1
Rex Russom		1
Richard Hess		2
Rob Thompson		1
Robert Super		1
Romsha Dickerson		1
Samuel Donsky		1
Scot T Urquhart		1
Theodore Liddell		2
Timothy Gallagher		1
Timothy Joyce		1
Tracy Mcardle Mcoosker		0
Tristan Shorter		1
Wende Nachman		1
William R Woodworth		1
Wyatt Sklar		1
Rejected		64
Fictional Character		5
Incorrect Spelling		0
No Name Written		31
Not Qualified/Declared		14
Other		6
Phrase		8
Profanity		0
<b>Board Of County Commissioners</b>		
Accepted As Is		1
Resolved		101
Kenny Stevens		1
Kubilay Uluacan		0
Mario Dinatale		1
Alex Law		1
Allan Kan		1
Amos Pace		1
Ashley Cameron-Gleezen		1
Bill Jenkins		1
Bill Stopper		1

Joseph Lutz	1	Rejected	2
Revised		Fictional Character	0
Fictional Character	2	Incorrect Spelling	0
Incorrect Spelling	0	No Name Written	0
No Name Written	0	Not Qualified/Declared	1
Not Qualified/Declared	1	Other	0
Other	1	Phrase	0
Phrase	1	Profanity	0
Profanity	0		
		<b>Belmawr Council</b>	
		Accepted As Is	0
		Resolved	5
		Bob Fisher	1
		Christopher Stokes	1
		Joanne Everman	1
		Patricia Ward	1
		Keann Reeves	1
		Rejected	3
		Fictional Character	0
		Incorrect Spelling	0
		No Name Written	1
		Not Qualified/Declared	0
		Other	0
		Phrase	2
		Profanity	0
		<b>Belmawr Council Unex</b>	
		Accepted As Is	0
		Resolved	1
		Dominick Melchioro	1
		Rejected	2
		Fictional Character	0
		Incorrect Spelling	0
		No Name Written	0
		Not Qualified/Declared	0
		Other	1
		Phrase	0
		Profanity	0
		<b>Berlin Boro Council</b>	
		Accepted As Is	0
		Resolved	7
		Alfred E Neuman	1
		Bamey Rubble	1
		Donald Miller	1

Brett DiCrescenzo	1	Nicholas Gaudio	1
Brian Cunningham	1	Olivia Burke	1
Carmen G Rodriguez	1	Omentus Korlison	1
Carole Pettigrew	1	Pamela Bozarth	1
Charles Goushian	1	Peter Prete Jr.	1
Chih Chin Kuo	1	Rajan Vasisht	1
Daniel Wagner	1	Rebecca Holloway	3
Daniela Tavaréz	1	Rebecca Holloway	3
David C Morgan	1	Richard Kan	1
Diane Galeone	1	Robert Davis	1
Dominick Melchioro	1	Robert Evans	1
Donald Jones	1	Robert Randall	1
Donald Pietro	1	Ryan McNamee	1
Doug Howie	1	Sam Kates	1
Ed White	0	Scot T Urquhart	1
Ed White	2	Shelby Jensen	1
Edward Woods	1	Stacy Lewis	1
Eldridge Cleaver	1	Sue Altman	1
Erica Wakeley	1	Theresa Kugmanick	1
Frank Troy	1	Todd Weber	1
Gregory Barry	1	Tracy Sharp	1
Helen Hart-Magobet	1	Tristian Shorter	1
Howard Long	1	Villate Mckitrick	1
Hugh Newton	1	Wende Nachman	1
Ian Gill	1	Wilhelmus Schrieks	5
Ian Schultz	1	Wilhelmus Sulhricks	2
Jacob Bolen	1	William Hall	1
James Coyle	1	Winston Petito	1
Jay Lassiter	1	Wyatt Sklar	1
Jim Coyle	1	Yean Ling Kuo	1
Joe Miller	1	Rejected	122
John Beckett	1	Fictional Character	5
John Vozzelli	1	Incorrect Spelling	0
Jon Corzine	1	No Name Written	62
Jonathan Rose	1	Not Qualified/Declared	28
Jonathon Latko	1	Other	8
Judy Cruz Murphy	1	Phrase	16
Karen Valdez	1	Profanity	5
Karl Mcconnell	1		
Kate Bogan	1	<b>Audubon Park Mayor</b>	
Kate Delany	3	Accepted As Is	0
Keann Reeves	3		
Kim Degallier	2	Resolved	6
Kristin Schrum	1	Christopher Stokes	1
Kubilay Ulucan	2	Jack Allen	1
Lore Dana G Rubini	1	Patricia Ward	1
Marla Rosenthal	1	Paul Fraitutz	1
Martin Rosenthal	1	Peter Tait	1
Matthew Kaliss	1	Regina Foti	1
Mike Parker	1		

Resolved	12
Carla Herbert	0
Carla Herbert	3
Greg Conklin	1
Joel Italian	1
John Hutchinson	1
Leon Harris	1
Patrick J Keating	2
Paul Kain	1
Samantha Everett	1
Sean Gorman	1
Rejected	6
Fictional Character	1
Incorrect Spelling	0
No Name Written	2
Not Qualified/Declared	1
Other	1
Phrase	1
Profanity	0
<b>Clementon Council</b>	
Accepted As Is	0
Resolved	7
Christopher Hammond	1
Jacquiline Quicksill	1
Nickoles	0
Nickoles Stanowski	2
Rebecca Holloway	2
Stanowski	0
William Quicksill	1
Rejected	0
Fictional Character	0
Incorrect Spelling	0
No Name Written	0
Not Qualified/Declared	0
Other	0
Phrase	0
Profanity	0
<b>Gloucester City Council At-Large</b>	
Accepted As Is	0
Resolved	2
Cheryl Sheets	1
Lenny Testa	1
Rejected	0
Fictional Character	0
Incorrect Spelling	0
No Name Written	0
Not Qualified/Declared	0
Other	0
Phrase	0
Profanity	0
<b>Haddon Heights Council</b>	
Accepted As Is	0
Resolved	25
Chris Ebr	1
Chris Soriano	1
David Buechle	1
David Moscow	1
Erin Doyle	1
Hudson Lewer	1
Jack Merryfield	1
Joe Smith	1
Incorrect Spelling	0
No Name Written	0
Not Qualified/Declared	0
Other	0
Phrase	0
Profanity	0
<b>Clementon Council</b>	
Accepted As Is	0
Resolved	7
Christopher Hammond	1
Jacquiline Quicksill	1
Nickoles	0
Nickoles Stanowski	2
Rebecca Holloway	2
Stanowski	0
William Quicksill	1
Rejected	0
Fictional Character	0
Incorrect Spelling	0
No Name Written	0
Not Qualified/Declared	0
Other	0
Phrase	0
Profanity	0
<b>Gibbstown Council</b>	
Accepted As Is	0
Resolved	6
Ann Braddock	2
Bonnie Evans	1
Harry M. Reichenberg	1
Mike Maley	2
Rejected	4
Fictional Character	0
Incorrect Spelling	0
No Name Written	4
Not Qualified/Declared	0
Other	0
Phrase	0
Profanity	0
<b>Gloucester City Mayor</b>	
Accepted As Is	0
Fictional Character	0
Incorrect Spelling	0
No Name Written	0
Not Qualified/Declared	0
Other	0
Phrase	0
Profanity	0
<b>Brooklawn Council</b>	
Accepted As Is	0
Resolved	4
Anthony Ceraso	1
Jennifer Moore	1
Pat Majedski	1
Peter Cipolone	1
Rejected	2
Fictional Character	0
Incorrect Spelling	0
No Name Written	0
Not Qualified/Declared	1
Other	0
Phrase	1
Profanity	0
<b>Cheshilhurst Council</b>	
Accepted As Is	0
Resolved	2
Dennis J Zorzi Jr	1
Bob Blazer	1
Rejected	0
Fictional Character	0
Incorrect Spelling	0
No Name Written	0
Not Qualified/Declared	0
Other	0
Phrase	0
Profanity	0
<b>Clementon Council Unex</b>	
Accepted As Is	0
Resolved	1
Christopher Drummonds	1
Cliff Barnes	1
Kass Moss	1
Michele Kugmanick	1
Mike Powell	1
Rejected	0
Fictional Character	0
Incorrect Spelling	0
No Name Written	0
Not Qualified/Declared	0
Other	0
Phrase	0
Profanity	0
<b>Brooklawn Mayor</b>	
Accepted As Is	0
Resolved	5
Christopher Drummonds	1
Cliff Barnes	1
Kass Moss	1
Michele Kugmanick	1
Mike Powell	1
Rejected	0
Fictional Character	0
Incorrect Spelling	0
No Name Written	0
Not Qualified/Declared	0
Other	0
Phrase	0
Profanity	0
<b>Brooklawn Council</b>	
Accepted As Is	0
Resolved	14
Adam Adrian	1
Carl Lozi	1
Diane Lozi	1
Eric Rushen	1
Eric Rushon	1
Gerald Peterson	2
Gerard Petersen	2
Jason Crispin	1
Joshua Payne	1
Quinn Murrenburke	1
Scott Manley	1
Todd Bannen	1
Rejected	5
Fictional Character	0
Incorrect Spelling	0
No Name Written	0
Not Qualified/Declared	0
Other	0
Phrase	2
Profanity	0
<b>Brooklawn Mayor</b>	
Accepted As Is	0
Resolved	5
Christopher Drummonds	1
Cliff Barnes	1
Kass Moss	1
Michele Kugmanick	1
Mike Powell	1
Rejected	0
Fictional Character	0

John Schmidt	1	Monica Korn	1
John Sherven	1	Sam Del Pidlo	1
Johnny Dennes	1	Rejected	0
Kathy Lange	1	Fictional Character	0
Kyle Hauske	1	Incorrect Spelling	0
Lauren Pfeiffer	1	No Name Written	0
Matthew Mcdermott	1	Not Qualified/Declared	0
Matthew O'connor	1	Other	0
Michael Durkin	1	Profanity	0
Mike Valvardi	2		0
Molly Muha	2		0
Patrick Durkin	1		0
Paul Simon	1	<b>Lawnside Mayor</b>	0
Rachel Starn	1	Accepted As Is	0
Richard Kinkler	1		0
Tom Lewis	1	Resolved	14
Warren Danenza	1	E. Mears	2
Rejected	5	Invin Mears	3
Fictional Character	2	John Chemello	2
Incorrect Spelling	0	Linda Shockley	3
No Name Written	2	Lloyd Henderson	1
Not Qualified/Declared	0	Rhonda Gibson	1
Other	0	Shyra Bland	1
Phrase	0	Rejected	1
Profanity	1	Fictional Character	1
		Incorrect Spelling	0
		No Name Written	0
		Not Qualified/Declared	0
		Other	1
		Phrase	0
		Profanity	0
			0
			0
<b>Hi-Nella Council</b>	0		0
Accepted As Is	0		0
Resolved	2		0
Brian Cunningham	1		0
Peter Pete Jr	1		0
Rejected	0	<b>Lawnside Council</b>	0
Fictional Character	0	Accepted As Is	0
Incorrect Spelling	0		0
No Name Written	0		0
Not Qualified/Declared	0	Resolved	6
Other	0	John Chemello	2
Phrase	0	Anthony Bland	1
Profanity	0	Stephen Moore	3
		Rejected	0
		Fictional Character	0
		Incorrect Spelling	0
		No Name Written	0
		Not Qualified/Declared	0
		Other	0
		Phrase	0
		Profanity	0
			0
<b>Laurel Springs Council</b>	0		0
Accepted As Is	0		0
Resolved	4		0
Brian Mai	1		0
Jay Doskis	0		0
Joseph Korn	1		0

		<b>Lindenwold Council</b>	0
		Accepted As Is	0
		Resolved	7
		Andrew Thompson	1
		Charles Riley	1
		Frank Cavaliaro	2
		Norman Rebel	1
		Patricia Kline	1
		Warren Wayward	1
		Rejected	10
		Fictional Character	0
		Incorrect Spelling	0
		No Name Written	4
		Not Qualified/Declared	0
		Other	0
		Phrase	6
		Profanity	0
			0
		<b>Magnolia Council Unex</b>	0
		Accepted As Is	0
		Resolved	5
		Andrew Martins	1
		Darleen Campbell	1
		Michael McLaughlin	1
		Ryan Winstel	2
		Rejected	5
		Fictional Character	3
		Incorrect Spelling	0
		No Name Written	1
		Not Qualified/Declared	0
		Other	1
		Phrase	0
		Profanity	0
			0
		<b>Magnolia Council</b>	0
		Accepted As Is	0
		Resolved	8
		Alfred Huston	1
		George Harrum	2
		Grace Richmond	1
		Michael McLaughlin	1
		Richard Cruz	1
		Richard Krause	1
		Stephen Richmond	1

		Rejected	15
		Fictional Character	8
		Incorrect Spelling	0
		No Name Written	2
		Not Qualified/Declared	1
		Other	4
		Phrase	0
		Profanity	0
			0
		<b>Merchantville Mayor</b>	0
		Accepted As Is	0
		Resolved	9
		Adam Wallace	2
		Chod Clifford	1
		Dung-Kim Brady	1
		Ed White	0
		Elizabeth Stefanacci	2
		Jessica McHenry	1
		Ronald V Smith	2
		Rejected	2
		Fictional Character	0
		Incorrect Spelling	0
		No Name Written	0
		Not Qualified/Declared	0
		Other	0
		Phrase	2
		Profanity	0
			0
		<b>Merchantville Council</b>	0
		Accepted As Is	0
		Resolved	15
		Adam Wallace	2
		Dennis J Merrigan	1
		Dorothy Foley	1
		Helena Hubbard	2
		James Moore	2
		Joseph Balvier	1
		Lisa D Smith	1
		Maria Nina Scarpa	4
		Ronald V. Smith	0
		William Walker	1
		Rejected	2
		Fictional Character	0
		Incorrect Spelling	0
		No Name Written	0
		Not Qualified/Declared	0





Pauline Williams	1	Al Brown	5	Thomas Linardo	1	<b>Local Boe Audubon Boro /Park Unex</b>	0
Primo Maestrado	1	Alan Tanoz	1	Timothy Dougherty	1	Accepted As Is	
Rajan Vasisht	1	Allan Kan	1	Tristan Shorter	3	Resolved	21
Raymond Doney	1	Brandon Glickas	1	William Barber	1	Christopher Squazzo	1
Sally A. Lytle	2	Brian Tomlin	2	Rejected	15	Lawrence Pennock	1
Scott Healey	2	Carol Demattia	1	Fictional Character	3	Mark Gatti	1
Sean Burns	1	Caroline Saunders	1	Incorrect Spelling	0	Brian Johnson	1
Seth Gross	1	Catrina Surrent	1	No Name Written	2	Connie Buttl	1
Sheba King	1	Clifton Coleman	1	Not Qualified/Declared	6	Derba Stasulli	2
Stacy Randall	1	Daniel Digeralamo	1	Other	0	Dolores Davis	1
Tara Edel	2	Daniel Flore	1	Phrase	4	Kate Sullivan	2
Thomas Bonfiglio	1	Darren Smith	1	Profanity	0	Lois Ulirich	1
Timothy Koontz	1	David Bacon	1			Mark Johnson	1
Todd Weber	1	Dennis Helmer	1			Mark Johnson	2
Wade Cohen	1	Erik M Kolb	1	<b>Winslow Twp. Committee Ward 3 Unex</b>	0	Matt Kalliss	1
Walter Kiektoka	1	Eugene Embert	1	Accepted As Is		Nick Raurd	1
Y. Jae Kim	1	Gerard Lemola	1			Paul Georges	1
Rejected	22	Gino Esposito	2			Richard Henderson	1
Fictional Character	2	Helen Hart-Magobet	1			Trevor O'dawl	2
Incorrect Spelling	0	Jack Ciatarelli	1			Veronica Yankamie	1
No Name Written	6	Jake Leahey	1			Rejected	5
Not Qualified/Declared	5	James Mandis	1			Fictional Character	0
Other	3	James Smith	1			Incorrect Spelling	0
Phrase	6	Jeffrey Liano	1			No Name Written	2
Profanity	0	Jennifer Bigwood	24			Not Qualified/Declared	1
		Jerry Mcmanus	1			Other	2
<b>Waterford Twp. Committee</b>		Joe Gould	1			Phrase	0
Accepted As Is	0	Joe Miller	1			Profanity	0
Resolved	2	Joe Smott Cannon	0				
Chris Better	1	Joel Italian	1			<b>Woodlyne Council</b>	
Gina Shaffer	1	John Daunoro	1			Accepted As Is	0
Rejected	0	John Doe	4			Resolved	23
Fictional Character	0	John Smith	1			Christopher Squazzo	1
Incorrect Spelling	0	John Street	1			Ellen Zehler	1
No Name Written	0	Joy Bigwood	1			Bailey Henry	2
Not Qualified/Declared	0	Karen Gibson	1			Brett Macmminn	1
Other	0	Kevin Agnew	1			Brian Johnson	1
Phrase	0	Linda Anderson	1			Charis Lewis	2
Profanity	0	Marcus Ehrlich	1			Dandy Don Borden	1
		Margret Formato	4			Dolores Davis	1
		Mark Dodimead	1			Jaime Defrancis	1
		Markus Ehrlich	2			Joanne Everman	1
		Martin Idler	1			John Bok	1
		Patrick J Rooney	1			Kate Sullivan	2
		Paula Paretti	1			Kevin Walsh	1
		Raymond Maffei	1				
		Richard Collins	1				
		Robbie Coltrane	1				
	94	Robert Douglas	1				
Resolved	1	Russell Bates	2				
Wil Bosh	1		1				
Aaron G Smith	1		1				



Darel Eddings	1	Dominic Balducci	2	Madison Alfrei	1
Frank Angeline	1	Doug Cutajar	1	Maria Delgado-Pontani	1
George Baker	1	Eric Rushen	1	Mike Lopenz	1
James Pearce	0	Eric Rushon	1	Mindy Tuff	3
Jessica Stowell	1	Hallee Lograsso	1	Rose Wilkins	1
Michael A Johnson	1	Keith Jones	4	Ruby Delrosa	1
Michael F Johnson	1	Lindsey Shellenberger	3	Tanya Ascalon	1
Michael Murphy	1	Quinn Murrenburke	1	Thomas Szymraski	1
Patricia Cummings	1	Rick Stevenson	1	Wyatt Sklar	1
Shannon Rohr	1	S. Kenneth Thurman	0	Yisroel Serebrowski	1
Wende Nachman	1	S. Kenneth Thurman	2	Rejected	23
William Westerby	1	Scott Manley	1	Fictional Character	3
Rejected	6	Stephen A Sturtz	1	Incorrect Spelling	0
Fictional Character	1	Stephen Sturtz	0	No Name Written	12
Incorrect Spelling	0	Tom Garrity	1	Not Qualified/Declared	1
No Name Written	1	Vaughn C. Vandergrift	2	Other	5
Not Qualified/Declared	2	Vicki Balducci	1	Phrase	1
Other	1	Rejected	10	Profanity	1
Phrase	1	Fictional Character	0		
Profanity	0	Incorrect Spelling	0		
		No Name Written	4		
		Not Qualified/Declared	0		
		Other	2		
		Phrase	4		
		Profanity	0		
		Accepted As Is	0		
<b>Local Boe- Berlin Twp Unex 1yr</b>				<b>Local Boe- Cherry Hill Unex</b>	
Accepted As Is	0			Accepted As Is	0
Resolved	7			Resolved	54
Roy Gimes	1			Andrew Cardill	1
Charles Caruso	1			Bailey Tuff	1
Eric Rushen	1	<b>Local Boe-Brooklawn Unex</b>		James T Dempster	2
Holly Murrenberk	1	Accepted As Is	0	John Lee	1
Sol Cohen	1	Resolved	1	Martin Gaynor Jr.	2
Stephanie Bannan	1	Andrew Cipolone	1	Shuey Rhon Rhon	1
Stephen Sturtz	1	Matthew Domanski	0	Abe Karetay	1
Rejected	3	Rejected	0	Allison Szymraski	1
Fictional Character	0	Fictional Character	0	Andrew Sloan	1
Incorrect Spelling	0	Incorrect Spelling	0	Ann Madden Tufano	1
No Name Written	2	No Name Written	0	Benny Lo	1
Not Qualified/Declared	0	Other	0	Beth Plemn	1
Phrase	1	Phrase	0	Bharat Patel	1
Profanity	0	Profanity	0	Bing Dwen Dwen	1
				Blaise Difedele	1
				Brad Koch	1
				Carlo Banaag	1
				Carolina Bevad	1
				Chris Folgia	1
				Claire Gustafson	1
				Dana Lotter	1
				Daniel First	1
<b>Local Boe- Berlin Township</b>				Deb Schutter	1
Accepted As Is	0	<b>Local Boe Member-Camden City</b>		Debbie First	1
Resolved	26	Accepted As Is	0	Emil Ivanov	1
Adish Jain	2	Resolved	16		
Adam Adrian	1	Barbara Coscarello	1		
Charles Caruso	0	Lindh Delengueski	1		
		Aaron Cooper	1		

Shu E Ryan	1	Ronald Harmon	3	Mario Desantis	1
George McCalla	0	Wendy Cheeseman	1	Mary Allin	1
George Stein	1	Rejected	3	Nancy Lyons	1
Ian Gill	1	Fictional Character	0	Nate Link	1
Iana Yares	2	Incorrect Spelling	0	Patricia Wuik	1
Jamell Rosario	1	No Name Written	3	Patrick Haney	1
James Maher	1	Not Qualified/Declared	0	Patrick Snoke	1
James Phan	0	Other	0	Roger Cito	1
James Theisen	0	Profanity	0	Terry Moody	1
Janine Lenguadoro	0		0	Tom Cisle	1
Jen Naddeo	1			Rejected	10
Jennifer L. Charman	0			Fictional Character	2
Jessica Fingerman	1	<b>Local Boe Clementon Boro</b>		Incorrect Spelling	0
Joe Miller	1	<b>Unex</b>		No Name Written	0
John Vozzelli	1	Accepted As Is	0	Not Qualified/Declared	4
Katelyn Flaherty	2	Resolved	14	Other	1
Kubilay Ulucan	2	Alecia Cunningham	1	Phrase	2
Kubilay Ulucan	0	Gregory Fields	1	Profanity	2
Lee Plenn	0	Jackie Santillon	1		1
Madison Alfred	1	Jenna Ryasuv	1		
Maria Delgado-Pontani	0	Joseph Lyons	1	<b>Eastern Cam Co Reg Boe- Gibbstoro</b>	
Michael Barr	1	Kenneth Gutowski	1	Accepted As Is	0
Mike Lopenz	1	Kevin Murfi	1	Resolved	2
Mindy Tuff	1	Luke Weaver	1	Brandon Lasco	1
Patricia Kline	0	Lynn Lofland	2	Geoff Alexander	1
Rachel Dale	1	Olivia Carter	1	Rejected	3
Renee Cherfone	0	Rebecca Holloway	2	Fictional Character	0
Ross Gigliotti	1	Robert Delcamp	2	Incorrect Spelling	0
Sally Tong	1	Rejected	5	No Name Written	1
Sam First	1	Fictional Character	1	Not Qualified/Declared	1
Samuel Donsky	1	Incorrect Spelling	0	Other	1
Sara Lipsett	0	No Name Written	4	Phrase	0
Thomas Smith	1	Not Qualified/Declared	0	Profanity	0
Thomas Szymraski	1	Other	0		
Zia Ascalon	1	Phrase	0		
Rejected	32	Profanity	0		
Fictional Character	4		0		
Incorrect Spelling	0		0	<b>Local Boe- Gibbstoro Boro</b>	
No Name Written	12		0	Accepted As Is	0
Not Qualified/Declared	7	<b>Local Boe- Clementon Boro</b>		Resolved	6
Other	5	Accepted As Is	0	Ellen Eagan	1
Phrase	1	Resolved	19	Geoff Alexander	0
Profanity	3	Alecia Cunningham	1	J. Harkins	1
		Dana Merritt Yost	1	John S. Ritz	1
		David Prella	1	Michael Jeckers	1
		Donna Barker	1	Phoebe Coolatlian	1
		Fritzi Schweizer	1	Rachel Lewis	1
		Howard Morgan	1	Rejected	6
		Joan Haefle	1	Fictional Character	0
<b>Local Boe- Chesilhurst Boro</b>					
Accepted As Is	0				
Resolved	5				
Dennis J Zorzi Jr	1				

Joann Goodfellow	1	Alexander Zola	1	Mario Desantis	1
Joseph Lyons	1	Alissa Beckett	1	Mary Allin	1
Juanita London	2	Andrew Park	1	Nancy Lyons	1
Karl Volb	1	Bill Johnson	2	Nate Link	1
Kenneth Gutowski	1	Brain Waldron	1	Patricia Wuik	1
Luke Weaver	1	Brett Wittsey	1	Patrick Haney	1
Lynn Lofland	1	Brian Rivell	1	Patrick Snoke	1
Olivia Carter	1	Casey Johns	1	Roger Cito	1
Pamela Navrot	1	Charles Mcfadden	1	Terry Moody	1
Rebecca Holloway	2	D M Sheehan	1	Tom Cisle	1
Rejected	21	George Hirnbussel	1	Rejected	10
Fictional Character	3	George Plotts	1	Fictional Character	2
Incorrect Spelling	0	Gibson Reynolds Iii	1	Incorrect Spelling	0
No Name Written	15	Jen Elte	1	No Name Written	0
Not Qualified/Declared	3	Jennifer Holly	1	Not Qualified/Declared	4
Other	0	Jennifer Malenza	1	Other	1
Phrase	0	Jennifer Schwehn	1	Phrase	2
Profanity	0	Jesse Teer	1	Profanity	2
	0	Jessie Horoschak	1		1
		Joe Rigler	1		
<b>Local Boe- Collingswood Boro</b>		John Pavelko	1	<b>Local Boe- Gibbstoro Boro</b>	
Accepted As Is	0	Jon Corzine	1	Accepted As Is	0
Resolved	40	Kenneth Allendoerfer	1	Resolved	6
Alexander Zola	1	Kyle Irwin	3	Ellen Eagan	1
Alissa Beckett	1	Leah Allian	1	Geoff Alexander	0
Andrew Park	1	Mario Desantis	2	J. Harkins	1
Bill Johnson	2			John S. Ritz	1
Brain Waldron	1			Michael Jeckers	1
Brett Wittsey	1			Phoebe Coolatlian	1
Brian Rivell	1			Rachel Lewis	1
Casey Johns	1			Rejected	6
Charles Mcfadden	1			Fictional Character	0
D M Sheehan	1				
George Hirnbussel	1				
George Plotts	1				
Gibson Reynolds Iii	1				
Jen Elte	1				
Jennifer Holly	1				
Jennifer Malenza	1				
Jennifer Schwehn	1				
Jesse Teer	1				
Jessie Horoschak	1				
Joe Rigler	1				
John Pavelko	1				
Jon Corzine	1				
Kenneth Allendoerfer	1				
Kyle Irwin	3				
Leah Allian	1				
Mario Desantis	2				



Jack Tarditi	1	Jaime Grouckett	1	Resolved	30	Craig Roncace	3
Jaime Grouckett	1	Jason Miller	1	Aimee Suseammanian	0	Dana Zipkin	2
Joe Rocco	1	Jenn Necio	1	Chris Ebr	0	David Richter	1
Michael Alberico	0	Jennifer Maria	1	Colleen Certels	1	Edward Bray	1
Nicole Izanec	1	Jeremy Campbell	1	Daniel Flamini	1	James Ellison	1
Nicole Izanec	1	Jim Maroney	1	Elizabeth Maddon	1	John Sandone	1
Scott Goldberg	1	John Bachman	1	Erika Fasanella	2	Jon Kolbe	1
Rejected	7	John Jack Tarditi	1	Jacqueline Schroeder	1	Josh Brown	1
Fictional Character	0	Karen Mcguinness	1	James Demartini	1	Judy Groeling	1
Incorrect Spelling	0	Kevin Malcarney	4	Jane Shisler	3	Karen Cheney	2
No Name Written	3	Kevin Mcaleer	0	Janet Richards	1	Kevin Mcaleer	1
Not Qualified/Declared	1	Lauren Bell	2	Jennifer Bailey	2	Kristen Jandoli	1
Other	1	Lindsay Turner	1	Jennifer Maria	0	Lori Namerow	1
Phrase	1	Maria Maguire	1	John Mcbeath	1	Marie Prettyman	1
Profanity	0	Mark Cartella	3	John Sherwen	1	Mark Zipkin	1
		Mark Rusk	11	Keith Clark	1	Martin Walsh	1
		Mark Ruso	6	Kim Bonner	1	Regina Chew	3
		Marueen Eyles	1	Laurie Flamini	2	Ryan Kuptis	1
		Mary Fagan	1	Mary Stewart Vena	2	Sean Mcgrath	1
		Mary Mcguinness	1	Menlee Rutolo	1	Thomas Fowler	1
		Matt Ritter	1	Rachel Starn	0	Rejected	23
	122	Michael Hendricks	1	Regina Mango	1	Fictional Character	
Michael Alberico	1	Michael Nuckols	4	Regina Myers	1	Incorrect Spelling	0
Tom Woodcock	1	Mike Moyer	3	Rick Quinn	1	No Name Written	12
Adam Sancillo	1	Nayha Dixit	2	Robert Enders	1	Not Qualified/Declared	3
Aimee Suseammanian	1	Neil Cummins	2	Steve Barbera	1	Other	1
Andrew Vernon	0	Pamela Bozarth	1	Tim Osman	1	Phrase	3
Anna Klimeyer	1	Peter Barnes	2	Tom Lewis	1	Profanity	0
Aparna Sarin	1	Sam Jones	1	Trish Shields	1		
Ashley Zabel	1	Satwik Sashasai	2	Warren Danenza	1		
Brett Mower	4	Scott Goldberg	1	Rejected	14		
Brian Corbett	3	Scott Hartnell	1	Fictional Character	4	<b>Local Boe- Laurel Springs Boro</b>	
Brian Kirwan	1	Sharon Goldberg	1	Incorrect Spelling	0	Accepted As Is	0
Callie Fed	1	Steve Boc Jr	1	No Name Written	3	Resolved	22
Carrie Lacy	1	Unda Hochgertel	1	Not Qualified/Declared	4	Carolyn Redstreak	15
Carrill Stoner	1	William Mcguinness	1	Other	0	Cindi Long	1
Chris Maynes	2	Rejected	41	Phrase	3	Jeanne Pajjauins	1
Dave Sinnes	1	Fictional Character	5	Profanity	0	Molly Callahan	1
David Lowther	2	Incorrect Spelling	0			Monica Korn	1
Davora Lavopor	1	No Name Written	18			Sean Keane	1
Devora Lapidot	23	Not Qualified/Declared	9	<b>Local Boe- Haddon Township</b>		Victoria Owens	1
Ellen Woodcock	1	Other	4	Accepted As Is	0	Rejected	2
Ethan Vielehr	1	Phrase	4			Fictional Character	0
Frank Troy	1	Profanity	1	Resolved	36	Incorrect Spelling	0
Gary Cela	1			Elizabeth Curran	1	No Name Written	7
Glenn Moramark	1			Maggie Downham	1	Not Qualified/Declared	2
Graham Luther	1			Alex Madseska	1	Other	0
Greg Goodnorth	1			Andrew Vernon	1	Phrase	0
Heather Kumar	1			Bonnie Richards	5	Profanity	0
Jack Devita	1	<b>Local Boe- Haddon Heights Boro</b>		Brian Marsh	1		
Jack O'malley	1	Accepted As Is	0				

<b>Local Boe-Lawnside Unex</b>									
Accepted As Is	0								
Resolved	12								
Anthony Bland	1								
Charles L Mcneil	1								
Craig Scott	1								
Dajshia Gibson	1								
Eddie Collins	1								
India Criss	1								
John Chermello	2								
Ketchal Johnew	1								
Susan Harper	1								
William Jordan	2								
Rejected	1								
Fictional Character	0								
Incorrect Spelling	0								
No Name Written	0								
Not Qualified/Declared	1								
Other	0								
Phrase	0								
Profanity	0								
<b>Local Boe-Lawnside Boro</b>									
Accepted As Is	0								
Resolved	14								
Anthony Bland	1								
Bettie Dinks	1								
Chanelle Arterbridge	0								
Dajshia Gibson	2								
Dushin Jordan	1								
Iris Martin	1								
Linda Shockley	1								
Maliek Brown	1								
Mark Bass	1								
Muneerah Higgs	2								
William Jordan	2								
Rejected	9								
Fictional Character	0								
Incorrect Spelling	0								
No Name Written	8								
Not Qualified/Declared	1								
Other	0								
Phrase	0								
Profanity	0								
<b>Local Boe-Lindenwold Boro</b>									
Accepted As Is	0								
Resolved	9								
Nick Timpanelli	1								
Frank Cavallaro	1								
Fred Hampton	1								
Gene Taylor	1								
Joshua Robinson	1								
Kimberly Riley	1								
Kimberly Shea	1								
Raymond Miller	1								
Richard Franckle	1								
Rejected	26								
Fictional Character	8								
Incorrect Spelling	0								
No Name Written	14								
Not Qualified/Declared	1								
Other	0								
Phrase	3								
Profanity	0								
<b>Local Boe-Magnolia Boro</b>									
Accepted As Is	0								
Resolved	6								
Cheryl Wolf	1								
Darleen Campbell	1								
Grace Richmond	1								
Paul Wolf Jr	1								
Stephen Richmond	2								
Rejected	7								
Fictional Character	3								
Incorrect Spelling	0								
No Name Written	3								
Not Qualified/Declared	0								
Other	1								
Phrase	0								
Profanity	0								
<b>Local Boe-Merchantville Boro</b>									
Accepted As Is	0								
Resolved	160								
Adam Wallace	1								
Anne Marchessault	39								
Annie Marchessault	1								
<b>Local Boe-Oaklyn Boro</b>									
Accepted As Is	0								
Resolved	61								
Amy Ezekiel	1								
Anthony Miro	1								
Beth Mcmillan	1								
Bethany Moore	1								
Brian Cole	1								
Brooke Derue	1								
Chelsea Gittle	1								
Christine Reily	2								
Christopher Walters	1								
Colleen Faupel	1								
David Wright	22								
Ellen Marzullo	1								
Erin Obrien	1								
Fred Bartling	1								
James Mcmillan	2								
Janet Holak	1								
Jennifer Ritondo	1								
Jill Collins	1								
Kate Selzter	1								
Katherine Jordan	1								
Kayla Adiletta	1								
Kayla Adiletto	1								
Mark Becker	1								
Michelle Loughlin	1								
Patricia Kline	2								
Robert Fink	5								
Robert H Fink	2								
Robert Kirsten	1								
Ryan Deasy	1								
Sue Penman	1								
Theresa Marmion	1								
William Gardiner	1								
Rejected	8								
Fictional Character	0								
Incorrect Spelling	0								
No Name Written	6								
Not Qualified/Declared	0								
Other	2								
Phrase	0								
Profanity	0								
<b>Local Boe-Mt Ephraim Boro</b>									
Accepted As Is	0								
Resolved	6								
Dave Costello	0								
John Griscom	2								
June Griscom	2								
Mark Celavito	1								
Owen Strang	1								
Rejected	9								
Fictional Character	0								
Incorrect Spelling	0								
No Name Written	9								
Not Qualified/Declared	0								
<b>Local Boe-Mt Ephraim Boro</b>									
Accepted As Is	0								
Resolved	6								
Dave Costello	0								
John Griscom	2								
June Griscom	2								
Mark Celavito	1								
Owen Strang	1								
Rejected	9								
Fictional Character	0								
Incorrect Spelling	0								
No Name Written	9								
Not Qualified/Declared	0								









Yean Ling Kuo	0
Rejected	11
Fictional Character	0
Incorrect Spelling	0
No Name Written	10
Not Qualified/Declared	0
Other	0
Phrase	1
Profanity	0
<b>Local Boe - Brooklawn Boro</b>	
Accepted As Is	0
Resolved	2
Jim Everett	1
Lisa Lopez	1
Rejected	1
Fictional Character	0
Incorrect Spelling	0
No Name Written	0
Not Qualified/Declared	0
Other	0
Phrase	1
Profanity	0
11/18/2022 10:28 Am	

John A. Russo	1	Resolved	24
John Vozzelli	1	Glenn Chamesy	1
Jon Walka	1	Aaron Beniston	3
Jordana Walka	1	Allan Kan	1
Kevin Patti	1	Clifton Coleman	1
Marlin Kalitan	1	Cynthia Hillocks	1
Michael F Rubino	2	Dennis Helmer	1
Mike Lopenz	1	Eric Kurtz	1
Nicholas Dancona	2	Francis Pallante	1
Nicholas Gaudio	1	Frank Ellis	5
Nicolas Maduro	1	Helen Hart-Magobet	1
Paul Campana	1	Jeff Paretti	1
Rich Martino	1	Jimmy Haines Jr.	1
Robert Little	1	John Dewitte	1
Ryan Doran	1	Leo Bellamy	1
Sam First	1	Mark Dodimead	1
Sassy Robbins	1	Sharon Duble	1
Thom Harmand	1	Tom Ricevuto	1
Rejected	40	Vito D'arangelo	1
Fictional Character	3	Rejected	21
Incorrect Spelling	0	Fictional Character	3
No Name Written	24	Incorrect Spelling	0
Not Qualified/Declared	5	No Name Written	9
Other	6	Not Qualified/Declared	4
Phrase	1	Other	0
Profanity	1	Phrase	4
		Profanity	1
<b>Member Board Of Fire Commi- Pine Hill Fd1</b>			
Accepted As Is	0	<b>Local Boe-Voorhees Unex</b>	
		Accepted As Is	0
Resolved	5		
Charles Mixner	1	Resolved	17
Courtney King	1	Chih Chin Kuo	1
James R Jones Jr	1	April Jlor	1
Lois Parker	1	Bruce Karpf	3
Roxanne Evans	1	Consuelo Maestrado	1
Rejected	2	Howard Dubrow	1
Fictional Character	0	Jillian Baxter	1
Incorrect Spelling	0	Joan Austan	1
No Name Written	1	Julianne Ferdi	1
Not Qualified/Declared	1	Lisa Asgre	1
Other	0	Lynne Antal	1
Phrase	0	Primo Maestrado	0
Profanity	0	Rajan Vasisht	1
		Stella Naeyely	1
		Timothy Weers	1
		Todd Semon	1
		Todd Weber	1
<b>Member Board Of Fire Commfd1-Winslow</b>			
Accepted As Is	1		



### **Cherry Hill Municipal Question**

Shall the Ordinance submitted by initiative petition and amending the Code of Cherry Hill Township be adopted so that Cherry Hill Township will create a community energy aggregation program under which Township will purchase renewable electricity at discounted bulk rates and provide customers within its jurisdiction an opportunity to select a 100% renewable electricity alternative by 2030, preferably from regional sources?

#### **Interpretive Statement**

This Ordinance establishes a Government Energy Aggregation Program, the "Community Energy Aggregation" program ("CEA"), in accordance with state law. Under the ordinance, the CEA will solicit requests for proposals for electric generation services and energy aggregation services on behalf of Township's residents and businesses. Public notice will allow nonresidential energy consumers to opt into the program and residential customers to opt out. In addition to taking advantage of discounted rates through bulk purchasing, the program will help improve New Jersey's air quality and public health, while reducing harmful climate pollution and decreasing its reliance on fossil fuels, as no contract will be awarded unless it contains an option for customers to opt up to 100% renewable electricity and a minimum percentage of renewable electricity for all program participants meeting the following milestones: 50% from program inception through December 31, 2021; 60% from January 1, 2022 through December 31, 2023; 70% from January 1, 2024 through December 31, 2025; 80% from January 1, 2026 through December 31, 2027; 90% from January 1, 2028 through December 31, 2029; and 100% after December 31, 2029. The renewable electricity will be NJ PJM Renewable Energy Credits from the current calendar year, unless the municipality opts to enter into a power purchase agreement with a solar or wind energy provider to provide both energy and attributes together to meet some or all of the requirements of § 11B-3(c) within the area serviced by the current regional transmission organization to the maximum extent possible. Under state law, prices for electric generation services shall not exceed the cost of providing the service to each rate class and the pro rata value of the cost of compliance with the state's renewable energy portfolio standards, except where the electricity provided contains a greater percentage of renewable energy, as may be the case herein, and customers are provided notice and opportunity to opt out. A "Yes" vote is a vote to approve the Ordinance. A "No" vote is a vote against the Ordinance.



WE DO HEREBY CERTIFY that the foregoing is a true, full and correct statement of the results of the election herein mentioned, as the same is exhibited by the statements produced and laid before the board of county canvassers according to law, and that the same exhibits the number of the names in the signature copy registers and the registers of voters, the number of names of the voters in the poll-books of the election districts, respectively, and of the ballots rejected, the whole number of names in the signature copy registers and the registers of voters, the whole number of names of the voters in the poll-books of the several election districts, the name of each person for whom any vote or votes were cast, the number of votes cast for each person in each election district, and the whole number of votes cast for each person for each office designated, the whole number of districts in each election district and the whole number of votes cast thereupon in the several election districts as they appear by the statements so produced and laid before the said Board.

IN WITNESS WHEREOF, we have hereunto set our hands, this Twenty-first day of November, in the year of our Lord, Two Thousand Twenty-two.


Attest:

  
JOSEPH RIPA  
Clerk, Board of County Canvassers

  
DONNA M. ROBINSON TAYLOR  
Chairperson, Board of County Canvassers

  
RICHARD A. AMBROSINO, JR.  
Secretary, Board of County Canvassers

  
NOVELLA STARKS HINSON  
Member, Board of County Canvassers

  
R. JOHN CUSTODIO  
Member, Board of County Canvassers

A STATEMENT of the determination of the BOARD OF COUNTY CANVASSERS, relative to an election held in the County of Camden, on the Eighth day of November, in the year of our Lord, Two Thousand Twenty-two, for the election of:

- MEMBER OF THE US HOUSE OF REPRESENTIVES – 1<sup>ST</sup> CONGRESSIONAL DISTRICT,
- TWO MEMBERS OF THE BOARD OF COUNTY COMMISSIONERS,
- ALL MUNICIPAL OFFICES IN CAMDEN COUNTY,
- ONE MUNICIPAL QUESTION,
- ALL MEMBERS OF REGIONAL & LOCAL SCHOOL BOARDS OF EDUCATION,
- ALL MEMBERS OF THE BOARDS OF FIRE COMMISSIONERS

I DO HEREBY CERTIFY that the foregoing is a true, full, and correct statement of the determination of the Board of Canvassers therein mentioned.

IN WITNESS WHEREOF, I have hereunto set my hand, this Twenty-first day of November, in the year of our Lord, Two Thousand Twenty-two.

Attest:

  
JOSEPH RIPA  
Clerk, Board of County Canvassers

  
DONNA M. ROBINSON TAYLOR  
Chairperson, Board of County Canvassers