

COUNTY OF CAMDEN

OFFICIAL
ELECTION
RESULTS

2019 Primary Election

June 4, 2019



Making It Better, Together.

CAM_20190604_E

June 4, 2019

**Summary Report
Camden County**

Official Results

Democratic Registration & Turnout	168,047	Voters	DEM - General Assembly 6th District	(152)	152/152	100.00%
Election Day Turnout	17,115	10.18%	Under Votes:	1814		
Mail-In Ballot Turnout	16,301	9.70%	Over Votes:	234		
Provisional Turnout	554	0.33%	Louis D. GREENWALD		12,283	38.32%
Rejected Ballots Turnout	0	0.00%	Pamela R. LAMPITT		12,167	37.96%
Emergency Turnout	0	0.00%	Danie MOSS-VELASCO		3,977	12.41%
Total ...	33,970	20.21%	E. Julian JORDAN, III		3,587	11.19%
			Write-In		38	0.12%
Republican Registration & Turnout	53,737	Voters	Total ...		32,052	100.00%
Election Day Turnout	3,174	5.91%	DEM - General Assembly 8th District	(19)	19/19	100.00%
Mail-In Ballot Turnout	4,860	9.04%	Under Votes:	307		
Provisional Turnout	57	0.11%	Over Votes:	14		
Rejected Ballots Turnout	0	0.00%	Gina LA PLACA		939	46.88%
Emergency Turnout	0	0.00%	Mark NATALE		893	44.58%
Total ...	8,091	15.06%	Johnny BRAVO		166	8.29%
			Write-In		5	0.25%
Non-Partisan Registration & Turnout	0	Voters	Total ...		2,003	100.00%
Election Day Turnout	0	0.00%	DEM - County Clerk	(343)	343/343	100.00%
Mail-In Ballot Turnout	0	0.00%	Under Votes:	1993		
Provisional Turnout	0	0.00%	Over Votes:	792		
Rejected Ballots Turnout	0	0.00%	Joseph RIPA		24,701	79.21%
Emergency Turnout	0	0.00%	Mohammad KABIR		2,563	8.22%
Total ...	0	0.00%	Rena MARGULIS		3,897	12.50%
			Write-In		24	0.08%
Registration & Turnout	360,666	Voters	Total ...		31,185	100.00%
Election Day Turnout	20,289	5.63%	DEM - Board of Chosen Freeholders UNE	(343)	343/343	100.00%
Mail-In Ballot Turnout	21,161	5.87%	Under Votes:	2742		
Provisional Turnout	611	0.17%	Over Votes:	269		
Rejected Ballots Turnout	0	0.00%	Melinda KANE		24,412	78.85%
Emergency Turnout	0	0.00%	Kyle NASH		6,502	21.00%
Total ...	42,061	11.66%	Write-In		45	0.15%
			Total ...		30,959	100.00%
DEM - General Assembly 4th District	(77)	77/77	100.00%			
Under Votes:	2310					
Over Votes:	6					
Paul D. MORIARTY	5,989	50.32%				
Gabriela M. MOSQUERA	5,843	49.09%				
Write-In	70	0.59%				
Total ...	11,902	100.00%				
DEM - General Assembly 5th District	(95)	95/95	100.00%			
Under Votes:	3590					
Over Votes:	10					
William W. SPEARMAN	7,005	51.14%				
William F. MOEN, JR.	6,626	48.37%				
Write-In	67	0.49%				
Total ...	13,698	100.00%				
			Total ...		57,207	100.00%

CAM_20190604_E

June 4, 2019

Summary Report

Camden County

Official Results

DEM - Audubon Boro County Committee (8)	8/8 100.00%	DEM - Barrington Mayor (cont'd...) (5)	5/5 100.00%
Under Votes: 345		Write-In	6 1.80%
Over Votes: 0		Total ...	333 100.00%
Robert JAKUBOWSKI	456 26.16%	DEM - Barrington Council (5)	5/5 100.00%
David ALEMI	429 24.61%	Under Votes: 106	
Dominic CERRITO	422 24.21%	Over Votes: 2	
Jamie DI FRANCESCO	427 24.50%	Michael BEACH	338 50.60%
Write-In	9 0.52%	Wayne ROBENOLT	326 48.80%
Total ...	1,743 100.00%	Write-In	4 0.60%
DEM - Audubon Boro County Committee (8)	8/8 100.00%	Total ...	668 100.00%
Under Votes: 308		DEM - Barrington County Committee Mar (5)	5/5 100.00%
Over Votes: 0		Under Votes: 185	
Patricia WHALEN	449 25.22%	Over Votes: 3	
Sonia GRYZEWSKI	437 24.55%	Robert W. HARRIS	334 34.22%
Lauren SCHIAVO	446 25.06%	Shawn LUDWIG	320 32.79%
Joanne PRINCE	441 24.78%	George JONES	320 32.79%
Write-In	7 0.39%	Write-In	2 0.20%
Total ...	1,780 100.00%	Total ...	976 100.00%
DEM - Audubon Park Council (1)	1/1 100.00%	DEM - Barrington County Committee Wo (5)	5/5 100.00%
Under Votes: 34		Under Votes: 165	
Over Votes: 0		Over Votes: 3	
Gloria A. JONES	64 50.79%	Felicia R. ROBENOLT	327 32.83%
Thomas GOEBEL	61 48.41%	Patricia A. FARINELLA	335 33.63%
Write-In	1 0.79%	Maureen BERGERON	334 33.53%
Total ...	126 100.00%	Write-In	0 0.00%
DEM - Audubon Park County Committee (1)	1/1 100.00%	Total ...	996 100.00%
Under Votes: 8		DEM - Bellmawr Council (7)	7/7 100.00%
Over Votes: 0		Under Votes: 204	
Mitchell SIEGEL	50 69.44%	Over Votes: 0	
Edwin H. JONES, SR.	22 30.56%	Raymond 'Ray' BIDER	494 50.10%
Write-In	0 0.00%	James 'Jamie' P. CASEY	486 49.29%
Total ...	72 100.00%	Write-In	6 0.61%
DEM - Audubon Park County Committee (1)	1/1 100.00%	Total ...	986 100.00%
Under Votes: 6		DEM - Bellmawr County Committee Man (7)	7/7 100.00%
Over Votes: 0		Under Votes: 746	
Sandra HOOK	49 66.22%	Over Votes: 0	
Judith DI PASQUALE	25 33.78%	Robert MESSICK	478 16.93%
Write-In	0 0.00%	Raymond STASZAK	468 16.57%
Total ...	74 100.00%	Frank FILIPEK, JR.	460 16.29%
DEM - Barrington Mayor (5)	5/5 100.00%	Louis DI ANGELO	488 17.28%
Under Votes: 54		John STRAUB	464 16.43%
Over Votes: 1		Ryan DORAN	459 16.25%
Patti HARRIS	327 98.20%	Write-In	7 0.25%
		Total ...	2,824 100.00%

CAM_20190604_E

June 4, 2019

Summary Report

Camden County

Official Results

DEM - Bellmawr County Committee Wom	(7)	7/7	100.00%	DEM - Berlin Twp County Committee Mar	(4)	4/4	100.00%
Under Votes:	713			Under Votes:	152		
Over Votes:	0			Over Votes:	0		
Annamarie STOLFO		476	16.66%	Dante MAGAZZU		318	32.09%
Denise SAUTER		480	16.80%	Samuel SYKES		329	33.20%
Lisa YOUNG		477	16.70%	Jack TURNER		335	33.80%
Jamie GIAMBANIS		471	16.49%	Write-In		9	0.91%
Anna MOORE		481	16.84%				
Lauren DORAN		461	16.14%	Total ...		991	100.00%
Write-In		11	0.39%				
Total ...		2,857	100.00%	DEM - Berlin Twp County Committee Woi	(4)	4/4	100.00%
				Under Votes:	140		
				Over Votes:	0		
DEM - Berlin Boro Mayor	(5)	5/5	100.00%	Phyllis JEFFRIES MAGAZZU		336	33.50%
Under Votes:	300			Lindsey SHELLENBERGER		328	32.70%
Over Votes:	0			Marion BODANZA		329	32.80%
Write-In		2	100.00%	Write-In		10	1.00%
Total ...		2	100.00%	Total ...		1,003	100.00%
DEM - Berlin Boro Council	(5)	5/5	100.00%	DEM - Brooklawn Council	(1)	1/1	100.00%
Under Votes:	600			Under Votes:	21		
Over Votes:	0			Over Votes:	0		
Write-In		4	100.00%	Patrick MOSES		82	49.10%
Total ...		4	100.00%	John CLOTWORTHY		83	49.70%
				Write-In		2	1.20%
DEM - Berlin Boro County Committee Ma	(5)	5/5	100.00%	Total ...		167	100.00%
Under Votes:	161						
Over Votes:	0			DEM - Brooklawn County Committee Mar	(1)	1/1	100.00%
Donald CRAIG		249	33.42%	Under Votes:	11		
David MC PEAK		244	32.75%	Over Votes:	0		
Bill CARUSO		249	33.42%	Kevin EVERHART		81	97.59%
Write-In		3	0.40%	Write-In		2	2.41%
Total ...		745	100.00%	Total ...		83	100.00%
DEM - Berlin Boro County Committee Wc	(5)	5/5	100.00%	DEM - Brooklawn County Committee Woi	(1)	1/1	100.00%
Under Votes:	135			Under Votes:	8		
Over Votes:	0			Over Votes:	0		
Eileen CRAIG		259	33.59%	Mary MEVOLI		83	96.51%
Mary PAGE		259	33.59%	Write-In		3	3.49%
Chris EARLE		253	32.81%	Total ...		86	100.00%
Write-In		0	0.00%				
Total ...		771	100.00%	DEM - Camden City Ward 1 Council	(10)	10/10	100.00%
				Under Votes:	64		
DEM - Berlin Twp Council	(4)	4/4	100.00%	Over Votes:	36		
Under Votes:	90			Shaneka BOUCHER		577	64.76%
Over Votes:	0			Vance BOWMAN		245	27.50%
Christopher T. MORRIS		337	50.15%	Tina ISRAEL		28	3.14%
Marion BODANZA		328	48.81%	Gloria G. MARSHALL		39	4.38%
Write-In		7	1.04%	Write-In		2	0.22%
Total ...		672	100.00%	Total ...		891	100.00%

CAM_20190604_E

June 4, 2019

Summary Report

Camden County

Official Results

DEM - Camden City Ward 2 Council (11) 11/11 100.00%			
Under Votes: 88			
Over Votes: 24			
Victor CARSTARPHEN	832	72.98%	
Theo SPENCER	308	27.02%	
Write-In	0	0.00%	
Total ...	1,140	100.00%	

DEM - Camden City Ward 3 Council (9) 9/9 100.00%			
Under Votes: 60			
Over Votes: 20			
Marilyn TORRES	656	78.66%	
Matthew GOODWIN	112	13.43%	
Vida NEIL ROSIJI	65	7.79%	
Write-In	1	0.12%	
Total ...	834	100.00%	

DEM - Camden City Ward 4 Council (10) 10/10 100.00%			
Under Votes: 74			
Over Votes: 10			
Felisha REYES-MORTON	646	88.25%	
Tirson LAMBERTY	84	11.48%	
Write-In	2	0.27%	
Total ...	732	100.00%	

DEM - Camden City Ward 1 County Comr (10) 10/10 100.00%			
Under Votes: 267			
Over Votes: 33			
Cam Co Dem Com	512	74.10%	
Dems of Cam Co	156	22.58%	
This Is The Time Lets Go	23	3.33%	
Total ...	691	100.00%	

DEM - Camden City Ward 2 County Comr (11) 11/11 100.00%			
Under Votes: 400			
Over Votes: 16			
Cam Co Dem Com	669	80.02%	
Dems of Cam Co	167	19.98%	
Total ...	836	100.00%	

DEM - Camden City Ward 3 County Comr (9) 9/9 100.00%			
Under Votes: 256			
Over Votes: 12			
Cam Co Dem Com	536	82.97%	
Dems of Cam Co	110	17.03%	
Total ...	646	100.00%	

DEM - Camden City Ward 4 County Comr (10) 10/10 100.00%			
Under Votes: 228			
Over Votes: 15			
Cam Co Dem Com	506	88.31%	
Dems of Cam Co	67	11.69%	
Total ...	573	100.00%	

DEM - Cherry Hill Mayor (48) 48/48 100.00%			
Under Votes: 395			
Over Votes: 28			
Susan SHIN ANGULO	4,947	80.60%	
Susan DRUCKENBROD	1,184	19.29%	
Write-In	7	0.11%	
Total ...	6,138	100.00%	

DEM - Cherry Hill Council (48) 48/48 100.00%			
Under Votes: 1094			
Over Votes: 90			
Michele GOLKOW	4,910	26.54%	
Brian BAUERLE	4,651	25.14%	
Jennifer APELL	4,959	26.81%	
Chiyoung 'Ji Young' MIN	1,348	7.29%	
Nathaniel DE MARINO	1,293	6.99%	
Scott SOFFEN	1,320	7.14%	
Write-In	18	0.10%	
Total ...	18,499	100.00%	

DEM - Cherry Hill County Committee (48) 48/48 100.00%			
Under Votes: 946			
Over Votes: 28			
Cam Co Dem Co	4,246	76.00%	
Dems of Cam Co	1,341	24.00%	
Total ...	5,587	100.00%	

DEM - Chesilhurst Mayor (1) 1/1 100.00%			
Under Votes: 19			
Over Votes: 0			
Jamila A. ODOM-GARNETT	120	52.17%	
Karen CHEW	82	35.65%	
Herbert LITTLES	27	11.74%	
Write-In	1	0.43%	
Total ...	230	100.00%	

DEM - Chesilhurst Council (1) 1/1 100.00%			
Under Votes: 226			
Over Votes: 0			
Russell S. HIRN	147	54.04%	
Monica HOLMES	113	41.54%	

CAM_20190604_E

June 4, 2019

**Summary Report
Camden County**

Official Results

DEM - Chesilhurst Council (cont'd...) (1) 1/1 100.00%	DEM - Collingswood County Committee (12) 12/12 100.00%
Write-In 12 4.41%	Under Votes: 168
Total ... 272 100.00%	Over Votes: 10
DEM - Chesilhurst County Committee Ma (1) 1/1 100.00%	Cam Co Dem Com 871 47.96%
Under Votes: 86	Dems of Cam Co 945 52.04%
Over Votes: 0	Total ... 1,816 100.00%
Matthew MARRONE 163 100.00%	DEM - Gibbsboro Mayor (2) 2/2 100.00%
Write-In 0 0.00%	Under Votes: 127
Total ... 163 100.00%	Over Votes: 0
DEM - Chesilhurst County Committee Wc (1) 1/1 100.00%	Write-In 2 100.00%
Under Votes: 85	Total ... 2 100.00%
Over Votes: 0	DEM - Gibbsboro Council (2) 2/2 100.00%
Marie C. LITTLES 164 100.00%	Under Votes: 256
Write-In 0 0.00%	Over Votes: 0
Total ... 164 100.00%	Write-In 2 100.00%
DEM - Clementon Mayor (3) 3/3 100.00%	Total ... 2 100.00%
Under Votes: 23	DEM - Gibbsboro County Committee Mar (2) 2/2 100.00%
Over Votes: 0	Under Votes: 23
Thomas J. WEAVER 170 99.42%	Over Votes: 0
Write-In 1 0.58%	Dan KEASHEN 106 100.00%
Total ... 171 100.00%	Write-In 0 0.00%
DEM - Clementon Council (3) 3/3 100.00%	Total ... 106 100.00%
Under Votes: 51	DEM - Gibbsboro County Committee Woi (2) 2/2 100.00%
Over Votes: 0	Under Votes: 119
Thomas SHAW 166 49.26%	Over Votes: 0
Christopher HAMMOND 171 50.74%	Write-In 10 100.00%
Write-In 0 0.00%	Total ... 10 100.00%
Total ... 337 100.00%	DEM - Gloucester City Council At Large (8) 8/8 100.00%
DEM - Clementon County Committee Mar (3) 3/3 100.00%	Under Votes: 187
Under Votes: 62	Over Votes: 0
Over Votes: 0	Dayl BAILE 400 33.44%
Thomas SHAW 169 51.84%	John HUTCHINSON 389 32.53%
Mark ARMBRUSTER 155 47.55%	Patrick J. KEATING 402 33.61%
Write-In 2 0.61%	Write-In 5 0.42%
Total ... 326 100.00%	Total ... 1,196 100.00%
DEM - Clementon County Committee Woi (3) 3/3 100.00%	DEM - Gloucester City Ward 1 County Co (3) 3/3 100.00%
Under Votes: 45	Under Votes: 37
Over Votes: 0	Over Votes: 0
Meghan MILANO 171 49.85%	Patrick HAGAN 138 50.18%
Holly STROBL 171 49.85%	Robert C. BOOTH 137 49.82%
Write-In 1 0.29%	Write-In 0 0.00%
Total ... 343 100.00%	Total ... 275 100.00%

CAM_20190604_E

June 4, 2019

Summary Report

Camden County

Official Results

DEM - Gloucester City Ward 1 County Co	(3)	3/3	100.00%	DEM - Gloucester Twp Council (cont'd...	(40)	40/40	100.00%
Under Votes:		37		Write-In		44	0.32%
Over Votes:		0		Total ...		13,876	100.00%
Lisa DEBUS		136	49.45%	DEM - Gloucester Twp County Committe	(40)	40/40	100.00%
Roseann MICHEL		138	50.18%	Under Votes:		1206	
Write-In		1	0.36%	Over Votes:		0	
Total ...		275	100.00%	Cam Co Dem Com		2,669	100.00%
DEM - Gloucester City Ward 2 County Co	(3)	3/3	100.00%	Total ...		2,669	100.00%
Under Votes:		42		DEM - Haddon Heights Mayor	(7)	7/7	100.00%
Over Votes:		0		Under Votes:		61	
William LEVINS		154	50.33%	Over Votes:		0	
Theodore HOWARTH, JR		151	49.35%	Chris LINARIS		473	100.00%
Write-In		1	0.33%	Write-In		0	0.00%
Total ...		306	100.00%	Total ...		473	100.00%
DEM - Gloucester City Ward 2 County Co	(3)	3/3	100.00%	DEM - Haddon Heights Council	(7)	7/7	100.00%
Under Votes:		40		Under Votes:		96	
Over Votes:		0		Over Votes:		0	
Jenai JOHNSON		145	47.08%	Asiyah KURTZ		487	50.10%
Bernadette FLINN		162	52.60%	Tom OTTOSON		483	49.69%
Write-In		1	0.32%	Write-In		2	0.21%
Total ...		308	100.00%	Total ...		972	100.00%
DEM - Gloucester City Ward 3 County Co	(2)	2/2	100.00%	DEM - Haddon Heights County Committe	(7)	7/7	100.00%
Under Votes:		32		Under Votes:		230	
Over Votes:		0		Over Votes:		0	
Jay F. BROPHY		115	50.00%	Chris LINARIS		479	25.13%
Daniel COSNER		114	49.57%	Scott SCHREIBER		478	25.08%
Write-In		1	0.43%	Michael MADDEN		475	24.92%
Total ...		230	100.00%	Tom OTTOSON		471	24.71%
DEM - Gloucester City Ward 3 County Co	(2)	2/2	100.00%	Write-In		3	0.16%
Under Votes:		36		Total ...		1,906	100.00%
Over Votes:		0		DEM - Haddon Heights County Committe	(7)	7/7	100.00%
Mary S. DE FONEY		112	49.56%	Under Votes:		207	
Carol Lynn CAREY-LEE		113	50.00%	Over Votes:		0	
Write-In		1	0.44%	Casey ORLANDO		484	25.09%
Total ...		226	100.00%	Coleen CLEARY COPPER		484	25.09%
DEM - Gloucester Twp Council	(40)	40/40	100.00%	Maggie MC CANN		483	25.04%
Under Votes:		1524		Holly CASS		478	24.78%
Over Votes:		100		Write-In		0	0.00%
Orlando MERCADO		2,606	18.78%	Total ...		1,929	100.00%
Tracey L. TROTTO		2,648	19.08%	DEM - Haddon Twp County Committee	(15)	15/15	100.00%
Michael D. MIGNONE		2,548	18.36%	Under Votes:		157	
Andrea L. STUBBS		2,799	20.17%	Over Votes:		9	
Ellen F. REESE		1,139	8.21%	Cam Co Dem Com		939	59.73%
Linda K. GILCH		1,114	8.03%				
Sam E. SWEET		978	7.05%				

CAM_20190604_E

June 4, 2019

Summary Report

Camden County

Official Results

DEM - Haddon Twp County Committee (15) 15/15 100.00%	DEM - Hi-Nella County Committee Woma (1) 1/1 100.00%
Dems of Cam Co 633 40.27%	Write-In 1 2.22%
Total ... 1,572 100.00%	Total ... 45 100.00%
DEM - Haddonfield County Committee M: (10) 10/10 100.00%	DEM - Laurel Springs Mayor (2) 2/2 100.00%
Under Votes: 1092	Under Votes: 8
Over Votes: 12	Over Votes: 0
Francis GRAMKOWSKI 629 13.74%	Thomas A. BARBERA 82 98.80%
Jack TARDITI 687 15.01%	Write-In 1 1.20%
Salvatore SICILIANO 679 14.83%	Total ... 83 100.00%
Scott TRAYNOR 681 14.88%	DEM - Laurel Springs Council (2) 2/2 100.00%
David SCHUMACHER 682 14.90%	Under Votes: 30
Eugene LEPORE, III 656 14.33%	Over Votes: 0
Theodore BECKER 273 5.96%	Sarah BOLAM DI MARCO 80 52.63%
Samuel SILVER 285 6.23%	Marc A. RIONDINO 72 47.37%
Write-In 6 0.13%	Write-In 0 0.00%
Total ... 4,578 100.00%	Total ... 152 100.00%
DEM - Haddonfield County Committee W: (10) 10/10 100.00%	DEM - Laurel Springs County Committee (2) 2/2 100.00%
Under Votes: 1138	Under Votes: 8
Over Votes: 6	Over Votes: 0
Saba AFTAB 655 14.43%	Thomas A. BARBERA 83 100.00%
Susan BALTAKE 707 15.58%	Write-In 0 0.00%
Colleen BIANCO BEZICH 733 16.15%	Total ... 83 100.00%
Gladis ZAMBRANA 713 15.71%	DEM - Laurel Springs County Committee (2) 2/2 100.00%
Kerry RICHARDS 715 15.76%	Under Votes: 7
Mishael AZAM 695 15.32%	Over Votes: 0
Susan HOCH 315 6.94%	June E. DZIERZYNSKI 84 100.00%
Write-In 5 0.11%	Write-In 0 0.00%
Total ... 4,538 100.00%	Total ... 84 100.00%
DEM - Hi-Nella Mayor (1) 1/1 100.00%	DEM - Lawnside Council (2) 2/2 100.00%
Under Votes: 7	Under Votes: 100
Over Votes: 0	Over Votes: 0
Michael J. SEGEREN 46 100.00%	Robert LEE 291 49.16%
Write-In 0 0.00%	Steven T. POLLARD 296 50.00%
Total ... 46 100.00%	Write-In 5 0.84%
DEM - Hi-Nella County Committee Man (1) 1/1 100.00%	Total ... 592 100.00%
Under Votes: 6	DEM - Lawnside County Committee Man (2) 2/2 100.00%
Over Votes: 0	Under Votes: 169
Gary TOMAR 47 100.00%	Over Votes: 0
Write-In 0 0.00%	Eric J. WILCOX, SR. 288 33.14%
Total ... 47 100.00%	Robert LEE 287 33.03%
DEM - Hi-Nella County Committee Woma (1) 1/1 100.00%	Anthony ALI, JR. 292 33.60%
Under Votes: 8	Write-In 2 0.23%
Over Votes: 0	Total ... 869 100.00%
Irene WOLICK 44 97.78%	

CAM_20190604_E

June 4, 2019

**Summary Report
Camden County**

Official Results

DEM - Lawnside County Committee Wom	(2)	2/2	100.00%	DEM - Magnolia County Committee Man	(4)	4/4	100.00%
Under Votes:	218			Write-In		2	0.50%
Over Votes:	0						
				Total ...		399	100.00%
Rhonda WARDLOW-HURLEY		279	34.02%	DEM - Magnolia County Committee Wom	(4)	4/4	100.00%
Bridgett KITTLES		280	34.15%	Under Votes:	46		
Sydney A. HURLEY		256	31.22%	Over Votes:	0		
Write-In		5	0.61%	Mary F. MARTZ		200	49.50%
				Terri SAXTON		200	49.50%
Total ...		820	100.00%	Write-In		4	0.99%
DEM - Lindenwold Mayor	(9)	9/9	100.00%				
Under Votes:	86			Total ...		404	100.00%
Over Votes:	1			DEM - Merchantville Council	(3)	3/3	100.00%
Richard E. ROACH, JR.		600	98.36%	Under Votes:	66		
Write-In		10	1.64%	Over Votes:	0		
				Anthony J. PERNO, III		227	50.22%
Total ...		610	100.00%	Raymond H. WOODS, III		225	49.78%
DEM - Lindenwold Council	(9)	9/9	100.00%	Write-In		0	0.00%
Under Votes:	170						
Over Votes:	2			Total ...		452	100.00%
Joseph C. STRIPPOLI		604	49.43%	DEM - Merchantville County Committee M	(3)	3/3	100.00%
Joseph DI DOMENICO		610	49.92%	Under Votes:	72		
Write-In		8	0.65%	Over Votes:	0		
				Daniel J. SPERRAZZA		227	50.90%
Total ...		1,222	100.00%	Louis J. FIUME, III		218	48.88%
DEM - Lindenwold County Committee	(9)	9/9	100.00%	Write-In		1	0.22%
Under Votes:	144						
Over Votes:	0			Total ...		446	100.00%
Cam Co Dem Com		553	100.00%	DEM - Merchantville County Committee V	(3)	3/3	100.00%
				Under Votes:	47		
Total ...		553	100.00%	Over Votes:	0		
DEM - Magnolia Mayor	(4)	4/4	100.00%	Maureen G. HIGGINS		237	50.32%
Under Votes:	18			Angela C. WALDRON		233	49.47%
Over Votes:	0			Write-In		1	0.21%
BettyAnn COWLING-CARSON		203	98.07%				
Write-In		4	1.93%	Total ...		471	100.00%
				DEM - Mt Ephraim County Committee M:	(4)	4/4	100.00%
Total ...		207	100.00%	Under Votes:	98		
DEM - Magnolia Council	(4)	4/4	100.00%	Over Votes:	0		
Under Votes:	56			John SABAN		237	33.86%
Over Votes:	0			Samuel KEATING		234	33.43%
Paula BONAMASSA		196	49.75%	Gary PRINSKI		228	32.57%
Anthony DE PRINCE, III		193	48.98%	Write-In		1	0.14%
Write-In		5	1.27%				
				Total ...		700	100.00%
Total ...		394	100.00%	DEM - Mt Ephraim County Committee W:	(4)	4/4	100.00%
DEM - Magnolia County Committee Man	(4)	4/4	100.00%	Under Votes:	92		
Under Votes:	49			Over Votes:	0		
Over Votes:	2			Barbara SCOTT		240	33.99%
Robert CARSON		201	50.38%	Kristina CAREY		231	32.72%
Steven WHALEN		196	49.12%				

CAM_20190604_E

June 4, 2019

Summary Report

Camden County

Official Results

DEM - Mt Ephraim County Committee W	(4)	4/4	100.00%	DEM - Pennsauken County Committee	(24)	24/24	100.00%
Deborah WOLK		234	33.14%	Under Votes: 444			
Write-In		1	0.14%	Over Votes: 0			
Total ...		706	100.00%	Cam Co Dem Com		1,582	100.00%
DEM - Oaklyn Mayor	(4)	4/4	100.00%	Total ...		1,582	100.00%
Under Votes: 72				DEM - Pine Hill Mayor	(6)	6/6	100.00%
Over Votes: 0				Under Votes: 53			
Greg BRANDLEY		297	97.06%	Over Votes: 0			
Write-In		9	2.94%	Christopher GREEN		412	99.04%
Total ...		306	100.00%	Write-In		4	0.96%
DEM - Oaklyn Council	(4)	4/4	100.00%	Total ...		416	100.00%
Under Votes: 178				DEM - Pine Hill Council	(6)	6/6	100.00%
Over Votes: 0				Under Votes: 90			
Sarah MC CLEERY-CAIRNS		281	48.62%	Over Votes: 0			
Vincenzo 'Vince' ANGELUCCI		293	50.69%	Charles WARRINGTON		422	49.76%
Write-In		4	0.69%	Terence G. BURKE		424	50.00%
Total ...		578	100.00%	Write-In		2	0.24%
DEM - Oaklyn County Committee Man	(4)	4/4	100.00%	Total ...		848	100.00%
Under Votes: 49				DEM - Pine Hill County Committee Man	(6)	6/6	100.00%
Over Votes: 2				Under Votes: 306			
Michael VALIANTI		206	29.22%	Over Votes: 0			
Matthew GROCHOWSKI		190	26.95%	James T. WAKELEY		413	20.26%
Robert BENNETT		156	22.13%	Michael HAGARTY		410	20.11%
Daniel GORDON		153	21.70%	John ROBB		407	19.96%
Write-In		0	0.00%	Robert HAGY		399	19.57%
Total ...		705	100.00%	Terence G. BURKE		407	19.96%
DEM - Oaklyn County Committee Woman	(4)	4/4	100.00%	Write-In		3	0.15%
Under Votes: 54				Total ...		2,039	100.00%
Over Votes: 0				DEM - Pine Hill County Committee Woma	(6)	6/6	100.00%
Sarah MC CLEERY-CAIRNS		201	28.63%	Under Votes: 235			
April Sandra MARINO		197	28.06%	Over Votes: 0			
Lora GORDON		149	21.23%	Sharon M. YOUNG		426	20.19%
Courtney KNIGHT		153	21.79%	Joanne JONES		416	19.72%
Write-In		2	0.28%	Linda SZCZESNIEWSKI		404	19.15%
Total ...		702	100.00%	Patricia KNOTT		422	20.00%
DEM - Pennsauken Twp. Committee	(24)	24/24	100.00%	Ruth MC CULLEN		424	20.09%
Under Votes: 281				Write-In		18	0.85%
Over Votes: 0				Total ...		2,110	100.00%
Almar DYER		1,737	99.54%	DEM - Pine Valley County Committee Ma	(0)		
Write-In		8	0.46%	Under Votes: 2			
Total ...		1,745	100.00%	Over Votes: 0			
				Write-In		0	0.00%
				Total ...		0	0.00%

CAM_20190604_E

June 4, 2019

**Summary Report
Camden County
Official Results**

DEM - Pine Valley County Committee Wo (0)

Under Votes: 2
Over Votes: 0

Write-In 0 0.00%

Total ... 0 0.00%

DEM - Runnemede Council (6) 6/6 100.00%

Under Votes: 253
Over Votes: 12

Robert FARRELL 589 37.54%
Luis 'Rich' CEPERO 560 35.69%
Ed WHITE 415 26.45%
Write-In 5 0.32%

Total ... 1,569 100.00%

DEM - Runnemede County Committee Ma (6) 6/6 100.00%

Under Votes: 999
Over Votes: 0

Joseph AUPPERLE 683 25.59%
George BUTRICA 658 24.65%
Bernard MOORE 665 24.92%
Daniel WHITE 654 24.50%
Write-In 9 0.34%

Total ... 2,669 100.00%

DEM - Runnemede County Committee W (6) 6/6 100.00%

Under Votes: 1005
Over Votes: 0

Virginia 'Ginny' BETTERIDGE 690 25.91%
Gladys BRITTON 662 24.86%
Mary DODDS 652 24.48%
Margaret ZAPPALA 653 24.52%
Write-In 6 0.23%

Total ... 2,663 100.00%

DEM - Somerdale Mayor (4) 4/4 100.00%

Under Votes: 37
Over Votes: 0

Gary J. PASSANANTE 355 98.89%
Write-In 4 1.11%

Total ... 359 100.00%

DEM - Somerdale Council (4) 4/4 100.00%

Under Votes: 90
Over Votes: 0

David ALEXANDER 356 50.71%
Edward J. KAIN 346 49.29%
Write-In 0 0.00%

Total ... 702 100.00%

DEM - Somerdale County Committee Mar (4) 4/4 100.00%

Under Votes: 167
Over Votes: 0

George C. EHRMANN 344 33.69%
Charles W. POPE 340 33.30%
Christian ANNESE 335 32.81%
Write-In 2 0.20%

Total ... 1,021 100.00%

DEM - Somerdale County Committee Wo (4) 4/4 100.00%

Under Votes: 156
Over Votes: 0

Catherine BROOKS 344 33.33%
Nancy PERRY 346 33.53%
Karen ALEXANDER 342 33.14%
Write-In 0 0.00%

Total ... 1,032 100.00%

DEM - Stratford Mayor (6) 6/6 100.00%

Under Votes: 51
Over Votes: 0

Josh KEENAN 318 100.00%
Write-In 0 0.00%

Total ... 318 100.00%

DEM - Stratford Council (6) 6/6 100.00%

Under Votes: 93
Over Votes: 0

Tina LOMANNO 317 49.15%
Linda HALL 318 49.30%
Write-In 10 1.55%

Total ... 645 100.00%

DEM - Stratford County Committee Man (6) 6/6 100.00%

Under Votes: 158
Over Votes: 0

Robert BOVE 317 33.40%
Stephen V. GAGLIARDI 326 34.35%
John D. KEENAN, JR. 305 32.14%
Write-In 1 0.11%

Total ... 949 100.00%

DEM - Stratford County Committee Wom (6) 6/6 100.00%

Under Votes: 155
Over Votes: 0

Terry ARMBRUSTER 328 34.45%
Linda HALL 313 32.88%
Tina LOMANNO 309 32.46%

CAM_20190604_E

June 4, 2019

**Summary Report
Camden County**

Official Results

DEM - Stratford County Committee Wom: (6) 6/6 100.00%
 Write-In 2 0.21%
Total ... 952 100.00%

DEM - Tavistock County Committee Man (0)
 Under Votes: 0
 Over Votes: 0
 Write-In 0 0.00%
Total ... 0 0.00%

DEM - Tavistock County Committee Worr (0)
 Under Votes: 0
 Over Votes: 0
 Write-In 0 0.00%
Total ... 0 0.00%

DEM - Voorhees Twp. Committee (19) 19/19 100.00%
 Under Votes: 230
 Over Votes: 2
Jacklyn FETBROYT 1,576 99.31%
 Write-In 11 0.69%
Total ... 1,587 100.00%

DEM - Voorhees County Committee (19) 19/19 100.00%
 Under Votes: 327
 Over Votes: 0
Cam Co Dem Com 1,492 100.00%
Total ... 1,492 100.00%

DEM - Waterford Twp. Committee (8) 8/8 100.00%
 Under Votes: 100
 Over Votes: 0
Howard S. WILSON 339 50.00%
Eric ROMOLINI 336 49.56%
 Write-In 3 0.44%
Total ... 678 100.00%

DEM - Waterford County Committee Man (8) 8/8 100.00%
 Under Votes: 209
 Over Votes: 0
Howard S. WILSON 337 25.02%
Richard T. YEATMAN, SR. 330 24.50%
Brian KRAUS 336 24.94%
Michael WARD 336 24.94%
 Write-In 8 0.59%
Total ... 1,347 100.00%

DEM - Waterford County Committee Won (8) 8/8 100.00%
 Under Votes: 191
 Over Votes: 0

Cynthia KLINE 347 25.42%
Maryann MERLINO 336 24.62%
Roseanna ILES 333 24.40%
Linda WILSON 338 24.76%
 Write-In 11 0.81%
Total ... 1,365 100.00%

DEM - Winslow Mayor (22) 22/22 100.00%
 Under Votes: 147
 Over Votes: 0
Barry M. WRIGHT 1,840 99.14%
 Write-In 16 0.86%
Total ... 1,856 100.00%

DEM - Winslow County Committee Ward (6) 6/6 100.00%
 Under Votes: 114
 Over Votes: 0
Cam Co Dem Co 305 100.00%
Total ... 305 100.00%

DEM - Winslow County Committee Ward (6) 6/6 100.00%
 Under Votes: 104
 Over Votes: 0
Cam Co Dem Co 390 100.00%
Total ... 390 100.00%

DEM - Winslow County Committee Ward (5) 5/5 100.00%
 Under Votes: 93
 Over Votes: 0
Cam Co Dem Co 524 100.00%
Total ... 524 100.00%

DEM - Winslow County Committee Ward (5) 5/5 100.00%
 Under Votes: 90
 Over Votes: 0
Cam Co Dem Co 383 100.00%
Total ... 383 100.00%

DEM - Woodlynne Mayor (2) 2/2 100.00%
 Under Votes: 50
 Over Votes: 0
Joseph CHUKWUEKE 142 71.72%
 Write-In 56 28.28%
Total ... 198 100.00%

CAM_20190604_E

June 4, 2019

**Summary Report
Camden County
Official Results**

DEM - Woodlynne Council (2) 2/2 100.00%

Under Votes: 133
Over Votes: 0

Edwin FONTANEZ 155 42.70%
Shana FELICANO 140 38.57%
Write-In 68 18.73%
Total ... 363 100.00%

DEM - Woodlynne County Committee Ma (2) 2/2 100.00%

Under Votes: 120
Over Votes: 0

Pablo FUENTES 138 36.70%
Ricardo HERNANDEZ 145 38.56%
Jeffrey GOODWIN 86 22.87%
Write-In 7 1.86%
Total ... 376 100.00%

DEM - Woodlynne County Committee Wc (2) 2/2 100.00%

Under Votes: 70
Over Votes: 4

Sharon EARLEY 130 30.81%
Gwendolyn TORRES 137 32.46%
Veronica TUCKER 75 17.77%
Lakeisha FONTANEZ 77 18.25%
Write-In 3 0.71%
Total ... 422 100.00%

REP - General Assembly 4th District (77) 77/77 100.00%

Under Votes: 325
Over Votes: 8

Paul E. DILKS 1,980 51.31%
Stephen H. PAKRADOONI, JR. 1,868 48.41%
Write-In 11 0.29%
Total ... 3,859 100.00%

REP - General Assembly 5th District (95) 95/95 100.00%

Under Votes: 223
Over Votes: 0

Nicholas KUSH 1,163 51.03%
Kevin EHRET 1,108 48.62%
Write-In 8 0.35%
Total ... 2,279 100.00%

REP - General Assembly 6th District (152) 152/152 100.00%

Under Votes: 621
Over Votes: 4

John PAPEIKA 3,722 50.09%
Cynthia PLUCINSKI 3,670 49.39%

REP - General Assembly 6th District (cc) (152) 152/152 100.00%

Write-In 39 0.52%

Total ... 7,431 100.00%

REP - General Assembly 8th District (19) 19/19 100.00%

Under Votes: 71
Over Votes: 22

Ryan PETERS 442 33.01%
Jean STANFIELD 386 28.83%
R. Jason HUF 199 14.86%
Joe HOWARTH 307 22.93%
Write-In 5 0.37%
Total ... 1,339 100.00%

REP - County Clerk (343) 343/343 100.00%

Under Votes: 551
Over Votes: 8

Roy GUSTAFSON 7,496 99.52%
Write-In 36 0.48%
Total ... 7,532 100.00%

REP - Board of Chosen Freeholders UNE (343) 343/343 100.00%

Under Votes: 396
Over Votes: 3

Keith CYBULSKI 7,668 99.69%
Write-In 24 0.31%
Total ... 7,692 100.00%

REP - Board of Chosen Freeholders (343) 343/343 100.00%

Under Votes: 1302
Over Votes: 10

Claire GUSTAFSON 7,423 49.92%
Nicole NANCE 7,410 49.83%
Write-In 37 0.25%
Total ... 14,870 100.00%

REP - Audubon Park Council (1) 1/1 100.00%

Under Votes: 66
Over Votes: 0

Write-In 0 0.00%
Total ... 0 0.00%

REP - Barrington Mayor (5) 5/5 100.00%

Under Votes: 122
Over Votes: 0

Write-In 9 100.00%
Total ... 9 100.00%

CAM_20190604_E

June 4, 2019

**Summary Report
Camden County**

Official Results

REP - Barrington Council	(5)	5/5 100.00%	REP - Camden City Ward 3 Council	(9)	9/9 100.00%
Under Votes: 253			Under Votes: 27		
Over Votes: 0			Over Votes: 0		
Write-In		9 100.00%	Write-In		0 0.00%
Total ...		9 100.00%	Total ...		0 0.00%
REP - Bellmawr Council	(7)	7/7 100.00%	REP - Camden City Ward 4 Council	(10)	10/10 100.00%
Under Votes: 258			Under Votes: 25		
Over Votes: 0			Over Votes: 0		
Write-In		2 100.00%	Write-In		0 0.00%
Total ...		2 100.00%	Total ...		0 0.00%
REP - Berlin Boro Mayor	(5)	5/5 100.00%	REP - Cherry Hill Mayor	(48)	48/48 100.00%
Under Votes: 228			Under Votes: 93		
Over Votes: 0			Over Votes: 0		
Write-In		12 100.00%	Nancy FELLER O'DOWD		1,503 99.40%
Total ...		12 100.00%	Write-In		9 0.60%
REP - Berlin Boro Council	(5)	5/5 100.00%	Total ...		1,512 100.00%
Under Votes: 467			REP - Cherry Hill Council	(48)	48/48 100.00%
Over Votes: 0			Under Votes: 320		
Write-In		13 100.00%	Over Votes: 0		
Total ...		13 100.00%	Joshua D. DUVAL		1,517 33.75%
REP - Berlin Twp Council	(4)	4/4 100.00%	Steven J. LEVER		1,483 32.99%
Under Votes: 205			Mary Ellen LITTON		1,480 32.93%
Over Votes: 0			Write-In		15 0.33%
Write-In		5 100.00%	Total ...		4,495 100.00%
Total ...		5 100.00%	REP - Chesilhurst Mayor	(1)	1/1 100.00%
REP - Brooklawn Council	(1)	1/1 100.00%	Under Votes: 25		
Under Votes: 51			Over Votes: 0		
Over Votes: 0			Write-In		6 100.00%
Write-In		1 100.00%	Total ...		6 100.00%
Total ...		1 100.00%	REP - Chesilhurst Council	(1)	1/1 100.00%
REP - Camden City Ward 1 Council	(10)	10/10 100.00%	Under Votes: 61		
Under Votes: 35			Over Votes: 0		
Over Votes: 0			Write-In		1 100.00%
Write-In		2 100.00%	Total ...		1 100.00%
Total ...		2 100.00%	REP - Clementon Mayor	(3)	3/3 100.00%
REP - Camden City Ward 2 Council	(11)	11/11 100.00%	Under Votes: 73		
Under Votes: 30			Over Votes: 0		
Over Votes: 0			Write-In		3 100.00%
Write-In		1 100.00%	Total ...		3 100.00%
Total ...		1 100.00%			

CAM_20190604_E

June 4, 2019

**Summary Report
Camden County**

Official Results

REP - Clementon Council (3) 3/3 100.00%			REP - Hi-Nella Mayor (1) 1/1 100.00%		
Under Votes: 151			Under Votes: 7		
Over Votes: 0			Over Votes: 0		
Write-In			Write-In		
1 100.00%			1 100.00%		
Total ...			Total ...		
1 100.00%			1 100.00%		
REP - Gibbsboro Mayor (2) 2/2 100.00%			REP - Laurel Springs Mayor (2) 2/2 100.00%		
Under Votes: 51			Under Votes: 39		
Over Votes: 0			Over Votes: 0		
Write-In			Write-In		
0 0.00%			6 100.00%		
Total ...			Total ...		
0 0.00%			6 100.00%		
REP - Gibbsboro Council (2) 2/2 100.00%			REP - Laurel Springs Council (2) 2/2 100.00%		
Under Votes: 102			Under Votes: 85		
Over Votes: 0			Over Votes: 0		
Write-In			Write-In		
0 0.00%			5 100.00%		
Total ...			Total ...		
0 0.00%			5 100.00%		
REP - Gloucester City Council At Large (8) 8/8 100.00%			REP - Lawnside Council (2) 2/2 100.00%		
Under Votes: 277			Under Votes: 12		
Over Votes: 0			Over Votes: 0		
Write-In			Write-In		
8 100.00%			0 0.00%		
Total ...			Total ...		
8 100.00%			0 0.00%		
REP - Gloucester Twp Council (40) 40/40 100.00%			REP - Lindenwold Mayor (9) 9/9 100.00%		
Under Votes: 2620			Under Votes: 113		
Over Votes: 0			Over Votes: 0		
Joseph F. DAMICO, III 1,160 49.32%			Write-In		
Edward L. SMALL 1,144 48.64%			12 100.00%		
Write-In 48 2.04%			Total ...		
Total ...			12 100.00%		
2,352 100.00%			REP - Lindenwold Council (9) 9/9 100.00%		
REP - Haddon Heights Mayor (7) 7/7 100.00%			Under Votes: 242		
Under Votes: 12			Over Votes: 0		
Over Votes: 0			Write-In		
Michael VALVARDI 245 100.00%			8 100.00%		
Write-In 0 0.00%			Total ...		
Total ...			8 100.00%		
245 100.00%			REP - Magnolia Mayor (4) 4/4 100.00%		
REP - Haddon Heights Council (7) 7/7 100.00%			Under Votes: 62		
Under Votes: 28			Over Votes: 0		
Over Votes: 0			Write-In		
Kathy LANGE 245 50.41%			0 0.00%		
Jennifer MOORE 241 49.59%			Total ...		
Write-In 0 0.00%			0 0.00%		
Total ...			REP - Magnolia Council (4) 4/4 100.00%		
486 100.00%			Under Votes: 124		
			Over Votes: 0		
			Write-In		
			0 0.00%		
			Total ...		
			0 0.00%		

CAM_20190604_E

June 4, 2019

Summary Report

Camden County

Official Results

REP - Merchantville Council	(3)	3/3 100.00%	REP - Somerdale Council	(4)	4/4 100.00%
Under Votes: 121			Under Votes: 124		
Over Votes: 0			Over Votes: 0		
Write-In		5 100.00%	Write-In		0 0.00%
Total ...		5 100.00%	Total ...		0 0.00%
REP - Oaklyn Mayor	(4)	4/4 100.00%	REP - Stratford Mayor	(6)	6/6 100.00%
Under Votes: 58			Under Votes: 12		
Over Votes: 0			Over Votes: 3		
Write-In		1 100.00%	David GRAY		170 74.24%
Total ...		1 100.00%	Alan COHEN		58 25.33%
REP - Oaklyn Council	(4)	4/4 100.00%	Write-In		1 0.44%
Under Votes: 116			Total ...		229 100.00%
Over Votes: 0			REP - Stratford Council	(6)	6/6 100.00%
Write-In		2 100.00%	Under Votes: 23		
Total ...		2 100.00%	Over Votes: 4		
REP - Pennsauken Twp. Committee	(24)	24/24 100.00%	Gregory MIRENDA		162 35.14%
Under Votes: 164			John D. DUDLEY		160 34.71%
Over Votes: 2			Rob STONE		74 16.05%
Nhuan VAN		199 95.67%	Paul SCHUKAY		65 14.10%
Write-In		9 4.33%	Write-In		0 0.00%
Total ...		208 100.00%	Total ...		461 100.00%
REP - Pine Hill Mayor	(6)	6/6 100.00%	REP - Voorhees Twp. Committee	(19)	19/19 100.00%
Under Votes: 145			Under Votes: 16		
Over Votes: 0			Over Votes: 0		
Write-In		4 100.00%	Erick FORD		572 99.48%
Total ...		4 100.00%	Write-In		3 0.52%
REP - Pine Hill Council	(6)	6/6 100.00%	Total ...		575 100.00%
Under Votes: 294			REP - Waterford Twp. Committee	(8)	8/8 100.00%
Over Votes: 0			Under Votes: 87		
Write-In		4 100.00%	Over Votes: 0		
Total ...		4 100.00%	William A. RICHARDSON, JR.		271 48.83%
REP - Runnemede Council	(6)	6/6 100.00%	Mary SURA		276 49.73%
Under Votes: 289			Write-In		8 1.44%
Over Votes: 0			Total ...		555 100.00%
Write-In		11 100.00%	REP - Winslow Mayor	(22)	22/22 100.00%
Total ...		11 100.00%	Under Votes: 553		
REP - Somerdale Mayor	(4)	4/4 100.00%	Over Votes: 0		
Under Votes: 62			Write-In		23 100.00%
Over Votes: 0			Total ...		23 100.00%
Write-In		0 0.00%			
Total ...		0 0.00%			

CAM_20190604_E

June 4, 2019

Summary Report

Camden County

Official Results

REP - Woodlynne Mayor (2) 2/2 100.00%

Under Votes: 11

Over Votes: 0

Write-In 2 100.00%

Total ... 2 100.00%

REP - Woodlynne Council (2) 2/2 100.00%

Under Votes: 24

Over Votes: 0

Write-In 2 100.00%

Total ... 2 100.00%

Camden County - 2019
Rejected Vote by Mail and Provisional Ballots

MUNICIPALITY	Democrat			Republican			Unaffiliated	Total
	VBM	Prov	Total Dem	VBM	Prov	Total Rep	VBM	
AUDUBON	2	1	3	4	0	4	2	9
AUDUBON PARK	0	0	0	1	0	1	0	1
BARRINGTON	2	1	3	0	0	0	1	4
BELLMAWR	8	1	9	1	0	1	4	14
BERLIN BOROUGH	4	0	4	3	0	3	6	13
BERLIN TOWNSHIP	5	0	5	1	0	1	2	8
BROOKLAWN	0	0	0	0	0	0	0	0
CAMDEN WARD 1	12	14	26	0	0	0	5	31
CAMDEN WARD 2	13	10	23	0	0	0	12	35
CAMDEN WARD 3	7	2	9	0	1	1	5	15
CAMDEN WARD 4	6	8	14	2	0	2	4	20
CHERRY HILL	76	6	82	44	6	50	25	157
CHESILHURST	3	2	5	0	0	0	0	5
CLEMENTON	2	0	2	0	3	3	1	6
COLLINGSWOOD	6	7	13	0	2	2	4	19
GIBBSBORO	1	0	1	0	0	0	0	1
GLOUCESTER CITY WARD 1	1	0	1	0	0	0	0	1
GLOUCESTER CITY WARD 2	4	1	5	0	0	0	4	9
GLOUCESTER CITY WARD 3	1	1	2	10	0	10	2	14
GLOUCESTER TOWNSHIP	34	5	39	12	5	17	26	82
HADDON TOWNSHIP	9	9	18	5	1	6	3	27
HADDONFIELD	12	0	12	6	0	6	9	27
HADDON HEIGHTS	4	1	5	3	0	3	0	8
HI-NELLA	0	0	0	0	0	0	2	2
LAUREL SPRINGS	0	1	1	1	0	1	1	3
LAWNSIDE	1	2	3	0	0	0	1	4
LINDENWOLD	9	0	9	2	3	5	8	22
MAGNOLIA	7	1	8	2	0	2	1	11
MERCHANTVILLE	0	1	1	1	1	2	2	5
MT. EPHRAIM	8	0	8	4	0	4	0	12
OAKLYN	2	1	3	1	0	1	0	4
PENNSAUKEN	22	6	28	8	1	9	9	46
PINE HILL	3	3	6	0	0	0	2	8
PINE VALLEY	0	0	0	0	0	0	0	0
RUNNEMEDE	5	1	6	0	0	0	2	8
SOMERDALE	0	0	0	0	0	0	2	2
STRATFORD	3	0	3	1	0	1	1	5
TAVISTOCK	0	0	0	0	0	0	0	0
VOORHEES	19	2	21	9	0	9	9	39
WATERFORD	6	0	6	1	0	1	3	10
WINSLOW WARD 1	1	0	1	2	0	2	4	7
WINSLOW WARD 2	5	0	5	1	0	1	2	8
WINSLOW WARD 3	5	4	9	0	0	0	3	12
WINSLOW WARD 4	4	3	7	2	0	2	0	9
WOODLYNNE	0	5	5	0	0	0	1	6
Total	312	99	411	127	23	150	168	729

General Assembly 4th District - DEM

		Registered	Ballots Cast	Turnout (%)	Paul D. MORIARTY	Gabriela M. MOSQUERA	Write-In							
Chesilhurst Dist 1	Total	633	170	26.86	99	97								
Chesilhurst Mail-In Ballot	Total	0	77	0.00	57	53								
Chesilhurst Provisional	Total	0	2	0.00		1								
Chesilhurst Emergency Ballots	Total	0	0	0.00										
Chesilhurst Borough	Total	633	249	39.34	156	151								
Clementon Dist 1	Total	385	22	5.71	19	18	1							
Clementon Dist 2	Total	427	24	5.62	21	17								
Clementon Dist 3	Total	577	34	5.89	30	27								
Clementon Mail-In Ballot	Total	0	110	0.00	99	98	1							
Clementon Provisional	Total	0	4	0.00	3	3								
Clementon Emergency Ballots	Total	0	0	0.00										
Clementon Borough	Total	1389	194	13.97	172	163	2							
Gloucester Twp Dist 1	Total	281	31	11.03	20	23								
Gloucester Twp Dist 2	Total	316	38	12.03	28	27								
Gloucester Twp Dist 3	Total	315	20	6.35	14	11								
Gloucester Twp Dist 4	Total	443	79	17.83	50	50								
Gloucester Twp Dist 5	Total	556	52	9.35	41	39								
Gloucester Twp Dist 6	Total	611	35	5.73	21	18	1							
Gloucester Twp Dist 7	Total	430	59	13.72	36	35	2							
Gloucester Twp Dist 8	Total	582	43	7.39	37	36								
Gloucester Twp Dist 9	Total	529	43	8.13	37	33								
Gloucester Twp Dist 10	Total	402	38	9.45	26	25	2							
Gloucester Twp Dist 11	Total	417	32	7.67	23	22								
Gloucester Twp Dist 12	Total	539	73	13.54	50	49								
Gloucester Twp Dist 13	Total	737	38	5.16	30	26								
Gloucester Twp Dist 14	Total	683	64	9.37	54	50	1							
Gloucester Twp Dist 15	Total	534	83	15.54	60	59	4							
Gloucester Twp Dist 16	Total	445	46	10.34	30	29	2							
Gloucester Twp Dist 17	Total	982	53	5.40	37	31								
Gloucester Twp Dist 18	Total	673	41	6.09	35	35								
Gloucester Twp Dist 19	Total	634	47	7.41	38	38								
Gloucester Twp Dist 20	Total	581	55	9.47	42	36								
Gloucester Twp Dist 21	Total	288	18	6.25	13	13	4							
Gloucester Twp Dist 22	Total	428	38	8.88	29	30								
Gloucester Twp Dist 23	Total	657	60	9.13	49	49								
Gloucester Twp Dist 24	Total	506	45	8.89	37	37								
Gloucester Twp Dist 25	Total	496	59	11.90	37	41								
Gloucester Twp Dist 26	Total	384	30	7.81	23	21								
Gloucester Twp Dist 27	Total	397	39	9.82	31	32								
Gloucester Twp Dist 28	Total	597	26	4.36	18	19								
Gloucester Twp Dist 29	Total	589	47	7.98	39	38								

General Assembly 4th District - DEM

		Registered	Ballots Cast	Turnout (%)	Paul D. MORIARTY	Gabriela M. MOSQUERA	Write-In							
Gloucester Twp Dist 30	Total	534	50	9.36	38	39								
Gloucester Twp Dist 31	Total	383	34	8.88	20	19	2							
Gloucester Twp Dist 32	Total	596	48	8.05	39	36	2							
Gloucester Twp Dist 33	Total	660	55	8.33	48	50	1							
Gloucester Twp Dist 34	Total	459	30	6.54	26	26								
Gloucester Twp Dist 35	Total	729	55	7.54	44	37								
Gloucester Twp Dist 36	Total	432	63	14.58	45	44								
Gloucester Twp Dist 37	Total	275	24	8.73	19	23								
Gloucester Twp Dist 38	Total	278	30	10.79	28	25								
Gloucester Twp Dist 39	Total	247	7	2.83	7	6								
Gloucester Twp Dist 40	Total	535	51	9.53	38	36								
Gloucester Twp Mail-In Ballot	Total	0	2047	0.00	1826	1795	15							
Gloucester Twp Provisional	Total	0	49	0.00	35	36								
Gloucester Twp Emergency Ballots	Total	0	0	0.00										
Gloucester Twp	Total	20160	3875	19.22	3198	3124	36							
Laurel Springs Dist 1	Total	337	23	6.82	15	14								
Laurel Springs Dist 2	Total	263	20	7.60	18	19								
Laurel Springs Mail-In Ballot	Total	0	48	0.00	42	45								
Laurel Springs Provisional	Total	0	0	0.00										
Laurel Springs Emergency Ballots	Total	0	0	0.00										
Laurel Springs Borough	Total	600	91	15.17	75	78								
Lindenwold Dist 1	Total	547	44	8.04	34	36	1							
Lindenwold Dist 2	Total	585	41	7.01	33	29	1							
Lindenwold Dist 3	Total	498	54	10.84	47	44								
Lindenwold Dist 4	Total	827	81	9.79	69	72	2							
Lindenwold Dist 5	Total	647	25	3.86	20	21								
Lindenwold Dist 6	Total	813	52	6.40	47	46								
Lindenwold Dist 7	Total	411	17	4.14	16	13								
Lindenwold Dist 8	Total	763	48	6.29	40	41								
Lindenwold Dist 9	Total	485	48	9.90	46	44								
Lindenwold Mail-In Ballot	Total	0	274	0.00	253	249	2							
Lindenwold Provisional	Total	0	13	0.00	9	10								
Lindenwold Emergency Ballots	Total	0	0	0.00										
Lindenwold Borough	Total	5576	697	12.50	614	605	6							
Winslow W1 D1	Total	371	16	4.31	12	10	1							
Winslow W1 D2	Total	397	20	5.04	15	13	2							
Winslow W1 D3	Total	293	10	3.41	6	7								
Winslow W1 D4	Total	581	35	6.02	28	24								

General Assembly 4th District - DEM

		Registered	Ballots Cast	Turnout (%)	Paul D. MORIARTY	Gabriela M. MOSQUERA	Write-In							
Winslow W1 D5	Total	468	33	7.05	29	26	1							
Winslow W1 D6	Total	384	20	5.21	18	16								
Winslow Ward 1 Mail-In Ballot	Total	0	280	0.00	236	235	4							
Winslow Ward 1 Provisional	Total	0	5	0.00	3	3								
Winslow W1 Emergency Ballots	Total	0	0	0.00										
Winslow W2 D1	Total	921	66	7.17	53	55	5							
Winslow W2 D2	Total	453	33	7.28	26	26	2							
Winslow W2 D3	Total	737	64	8.68	56	51								
Winslow W2 D4	Total	585	29	4.96	24	24								
Winslow W2 D5	Total	331	19	5.74	14	14								
Winslow W2 D6	Total	614	37	6.03	32	33								
Winslow Ward 2 Mail-In Ballot	Total	0	235	0.00	219	212	2							
Winslow Ward 2 Provisional	Total	0	11	0.00	8	9								
Winslow W2 Mail-In Ballot Rejected	Total	0	0	0.00										
Winslow W2 Provisional Rejected	Total	0	0	0.00										
Winslow W2 Emergency Ballots	Total	0	0	0.00										
Winslow W3 D1	Total	875	76	8.69	75	67								
Winslow W3 D2	Total	921	47	5.10	43	39	1							
Winslow W3 D3	Total	722	38	5.26	34	31								
Winslow W3 D4	Total	712	41	5.76	37	36								
Winslow W3 D5	Total	868	75	8.64	68	64								
Winslow Ward 3 Mail-In Ballot	Total	0	334	0.00	314	307								
Winslow Ward 3 Provisional	Total	0	6	0.00	5	5								
Winslow W3 Mail-In Ballot Rejected	Total	0	0	0.00										
Winslow W3 Provisional Rejected	Total	0	0	0.00										
Winslow W3 Emergency Ballots	Total	0	0	0.00										
Winslow W4 D1	Total	376	24	6.38	21	20								
Winslow W4 D2	Total	861	63	7.32	57	55	4							
Winslow W4 D3	Total	924	38	4.11	28	30	1							
Winslow W4 D4	Total	641	32	4.99	29	29								
Winslow W4 D5	Total	805	55	6.83	49	48								
Winslow Ward 4 Mail-In Ballot	Total	0	256	0.00	231	228	3							
Winslow Ward 4 Provisional	Total	0	5	0.00	4	5								
Winslow W4 Mail-In Ballot Rejected	Total	0	0	0.00										
Winslow W4 Provisional Rejected	Total	0	0	0.00										
Winslow W4 Emergency Ballots	Total	0	0	0.00										
Winslow Twp	Total	13840	2003	14.47	1774	1722	26							
Total - TC-Election Day		42198	3353	7.95	2645	2549	43							

General Assembly 4th District - DEM

	Registered	Ballots Cast	Turnout (%)	Paul D. MORIARTY	Gabriela M. MOSQUERA	Write-In							
Total - TC-Emergency	42198	0	0.00										
Total - TC-Mail-In Ballot	42198	3661	8.68	3277	3222	27							
Total - TC-Provisional	42198	95	0.23	67	72								
Total - TC-Rejected Ballots	42198	0	0.00										
Contest Total	42198	7109	16.85	5989	5843	70							

General Assembly 5th District - DEM

		Registered	Ballots Cast	Turnout (%)	William W. SPEARMAN	William F. MOEN, JR.	Write-In							
Audubon Boro Dist 1	Total	345	45	13.04	38	39								
Audubon Boro Dist 2	Total	241	20	8.30	13	14	1							
Audubon Boro Dist 3	Total	462	35	7.58	30	29								
Audubon Boro Dist 4	Total	261	28	10.73	22	21								
Audubon Boro Dist 5	Total	398	24	6.03	19	18	1							
Audubon Boro Dist 6	Total	475	25	5.26	20	21								
Audubon Boro Dist 7	Total	301	17	5.65	12	11								
Audubon Boro Dist 8	Total	384	28	7.29	25	26								
Audubon Boro Mail-In Ballot	Total	0	295	0.00	264	262								
Audubon Boro Provisional	Total	0	5	0.00	2	2								
Audubon Boro Emergency Ballots	Total	0	0	0.00										
Audubon Borough	Total	2867	522	18.21	445	443	2							
Audubon Park Dist 1	Total	437	52	11.90	36	40								
Audubon Park Mail-In Ballot	Total	0	28	0.00	27	27								
Audubon Park Provisional	Total	0	0	0.00										
Audubon Park Emergency Ballots	Total	0	0	0.00										
Audubon Park Borough	Total	437	80	18.31	63	67								
Barrington Dist 1	Total	471	38	8.07	30	28								
Barrington Dist 2	Total	367	23	6.27	20	19								
Barrington Dist 3	Total	429	32	7.46	26	26								
Barrington Dist 4	Total	622	46	7.40	36	34	1							
Barrington Dist 5	Total	240	25	10.42	19	17	2							
Barrington Mail-In Ballot	Total	0	219	0.00	204	194								
Barrington Provisional	Total	0	5	0.00	3	3								
Barrington Emergency Ballots	Total	0	0	0.00										
Barrington Borough	Total	2129	388	18.22	338	321	3							
Bellmawr Dist 1	Total	674	32	4.75	25	26								
Bellmawr Dist 2	Total	638	39	6.11	23	22								
Bellmawr Dist 3	Total	525	23	4.38	18	17	2							
Bellmawr Dist 4	Total	573	60	10.47	38	49								
Bellmawr Dist 5	Total	470	13	2.77	12	11								
Bellmawr Dist 6	Total	546	17	3.11	11	12								
Bellmawr Dist 7	Total	454	19	4.19	9	13	2							
Bellmawr Mail-In Ballot	Total	0	388	0.00	333	346	2							
Bellmawr Provisional	Total	0	4	0.00	3	3								
Bellmawr Emergency Ballots	Total	0	0	0.00										
Bellmawr Borough	Total	3880	595	15.34	472	499	6							

General Assembly 5th District - DEM

		Registered	Ballots Cast	Turnout (%)	William W. SPEARMAN	William F. MOEN, JR.	Write-In							
Brooklawn Dist 1	Total	548	41	7.48	34	32	2							
Brooklawn Mail-In Ballot	Total	0	53	0.00	46	48								
Brooklawn Provisional	Total	0	0	0.00										
Brooklawn Emergency Ballots	Total	0	0	0.00										
Brooklawn Borough	Total	548	94	17.15	80	80	2							
Camden City W1 D1	Total	358	39	10.89	26	21								
Camden City W1 D2	Total	760	117	15.39	90	72	1							
Camden City W1 D3	Total	566	58	10.25	46	33								
Camden City W1 D4	Total	454	46	10.13	34	25								
Camden City W1 D5	Total	645	72	11.16	43	39	5							
Camden City W1 D6	Total	675	52	7.70	33	31								
Camden City W1 D7	Total	407	29	7.13	20	17								
Camden City W1 D8	Total	568	94	16.55	67	58								
Camden City W1 D9	Total	796	70	8.79	48	38								
Camden City W1 D10	Total	481	50	10.40	24	21								
Camden City Ward 1 Mail-In Ballot	Total	0	349	0.00	303	287	5							
Camden City Ward 1 Provisional	Total	0	15	0.00	12	8								
Camden City W1 Emergency Ballots	Total	0	0	0.00										
Camden City W2 D1	Total	422	55	13.03	43	26	3							
Camden City W2 D2	Total	557	64	11.49	43	41	5							
Camden City W2 D3	Total	660	130	19.70	99	82								
Camden City W2 D4	Total	383	55	14.36	41	34	2							
Camden City W2 D5	Total	467	54	11.56	39	30								
Camden City W2 D6	Total	825	121	14.67	90	76								
Camden City W2 D7	Total	641	92	14.35	77	60								
Camden City W2 D8	Total	872	89	10.21	75	59								
Camden City W2 D9	Total	843	74	8.78	62	49								
Camden City W2 D10	Total	405	40	9.88	29	22								
Camden City W2 D11	Total	396	48	12.12	38	27								
Camden City Ward 2 Mail-In Ballot	Total	0	400	0.00	363	332	5							
Camden City Ward 2 Provisional	Total	0	30	0.00	23	15	1							
Camden City W2 Emergency Ballots	Total	0	0	0.00										
Camden City W3 D1	Total	441	36	8.16	35	30								
Camden City W3 D2	Total	715	80	11.19	57	52	4							
Camden City W3 D3	Total	515	74	14.37	66	64								
Camden City W3 D4	Total	575	34	5.91	30	22								
Camden City W3 D5	Total	451	43	9.53	31	29								
Camden City W3 D6	Total	639	70	10.95	48	43								
Camden City W3 D7	Total	594	65	10.94	45	39								
Camden City W3 D8	Total	630	61	9.68	49	47								

General Assembly 5th District - DEM

		Registered	Ballots Cast	Turnout (%)	William W. SPEARMAN	William F. MOEN, JR.	Write-In							
Camden City W3 D9	Total	744	95	12.77	80	68								
Camden City Ward 3 Mail-In Ballot	Total	0	341	0.00	309	303	2							
Camden City Ward 3 Provisional	Total	0	15	0.00	12	11								
Camden City W3 Emergency Ballots	Total	0	0	0.00										
Camden City W4 D1	Total	476	57	11.97	49	44								
Camden City W4 D2	Total	498	38	7.63	31	27								
Camden City W4 D3	Total	590	96	16.27	81	76								
Camden City W4 D4	Total	618	74	11.97	58	52								
Camden City W4 D5	Total	494	47	9.51	44	35								
Camden City W4 D6	Total	569	37	6.50	33	30								
Camden City W4 D7	Total	544	42	7.72	36	35								
Camden City W4 D8	Total	573	42	7.33	34	30								
Camden City W4 D9	Total	560	55	9.82	43	37								
Camden City W4 D10	Total	562	49	8.72	39	35	1							
Camden City Ward 4 Mail-In Ballot	Total	0	268	0.00	210	213	2							
Camden City Ward 4 Provisional	Total	0	11	0.00	9	8								
Camden City W4 Emergency Ballots	Total	0	0	0.00										
Camden City	Total	22969	3973	17.30	3197	2833	36							
Gloucester City W1 D1	Total	356	24	6.74	18	15								
Gloucester City W1 D2	Total	364	27	7.42	23	23	1							
Gloucester City W1 D3	Total	323	32	9.91	25	26	1							
Gloucester City Ward 1 Mail-In Ballot	Total	0	70	0.00	66	67								
Gloucester City Ward 1 Provisional	Total	0	3	0.00	2	3								
Gloucester City W1 Emergency Ballots	Total	0	0	0.00										
Gloucester City W2 D1	Total	324	16	4.94	13	13								
Gloucester City W2 D2	Total	426	34	7.98	30	31	1							
Gloucester City W2 D3	Total	458	20	4.37	15	16								
Gloucester City Ward 2 Mail-In Ballot	Total	0	103	0.00	87	89								
Gloucester City Ward 2 Provisional	Total	0	1	0.00										
Gloucester City W2 Emergency Ballots	Total	0	0	0.00										
Gloucester City W3 D1	Total	480	17	3.54	12	14	1							
Gloucester City W3 D2	Total	496	23	4.64	16	18	2							
Gloucester City Ward 3 Mail-In Ballot	Total	0	88	0.00	69	71								
Gloucester City Ward 3 Provisional	Total	0	3	0.00	2	3								
Gloucester City W3 Emergency Ballots	Total	0	0	0.00										

General Assembly 5th District - DEM

		Registered	Ballots Cast	Turnout (%)	William W. SPEARMAN	William F. MOEN, JR.	Write-In							
Gloucester City	Total	3227	461	14.29	378	389	6							
Haddon Heights Dist 1	Total	318	28	8.81	23	23								
Haddon Heights Dist 2	Total	333	34	10.21	30	29								
Haddon Heights Dist 3	Total	420	38	9.05	33	29								
Haddon Heights Dist 4	Total	285	18	6.32	16	16								
Haddon Heights Dist 5	Total	419	39	9.31	34	34								
Haddon Heights Dist 6	Total	398	46	11.56	41	41								
Haddon Heights Dist 7	Total	384	38	9.90	34	35								
Haddon Heights Mail-In Ballot	Total	0	283	0.00	260	256								
Haddon Heights Provisional	Total	0	10	0.00	6	5								
Haddon Heights Emergency Ballots	Total	0	0	0.00										
Haddon Heights Borough	Total	2557	534	20.88	477	468								
Lawnside Dist 1	Total	813	95	11.69	81	70								
Lawnside Dist 2	Total	858	115	13.40	99	84	1							
Lawnside Mail-In Ballot	Total	0	133	0.00	116	112	1							
Lawnside Provisional	Total	0	3	0.00	3	2								
Lawnside Emergency Ballots	Total	0	0	0.00										
Lawnside Borough	Total	1671	346	20.71	299	268	2							
Magnolia Dist 1	Total	420	22	5.24	22	21								
Magnolia Dist 2	Total	295	24	8.14	21	19								
Magnolia Dist 3	Total	345	21	6.09	19	19								
Magnolia Dist 4	Total	385	35	9.09	31	26								
Magnolia Mail-In Ballot	Total	0	121	0.00	110	110								
Magnolia Provisional	Total	0	2	0.00	2	2								
Magnolia Emergency Ballots	Total	0	0	0.00										
Magnolia Borough	Total	1445	225	15.57	205	197								
Mt Ephraim Dist 1	Total	349	34	9.74	30	27								
Mt Ephraim Dist 2	Total	425	34	8.00	32	30								
Mt Ephraim Dist 3	Total	372	28	7.53	24	26								
Mt Ephraim Dist 4	Total	384	26	6.77	24	22	1							
Mt. Ephraim Mail-In Ballot	Total	0	142	0.00	130	130								
Mt. Ephraim Provisional	Total	0	2	0.00	2	2								
Mt. Ephraim Emergency Ballots	Total	0	0	0.00										
Mount Ephraim Borough	Total	1530	266	17.39	242	237	1							

General Assembly 5th District - DEM

		Registered	Ballots Cast	Turnout (%)	William W. SPEARMAN	William F. MOEN, JR.	Write-In						
Runnemedede Dist 1	Total	357	53	14.85	29	30							
Runnemedede Dist 2	Total	518	84	16.22	62	62	1						
Runnemedede Dist 3	Total	342	53	15.50	34	38							
Runnemedede Dist 4	Total	497	116	23.34	68	74	2						
Runnemedede Dist 5	Total	702	120	17.09	82	82							
Runnemedede Dist 6	Total	581	136	23.41	83	95	3						
Runnemedede Mail-In Ballot	Total	0	340	0.00	281	284	1						
Runnemedede Provisional	Total	0	15	0.00	11	12							
Runnemedede Emergency Ballots	Total	0	0	0.00									
Runnemedede Borough	Total	2997	917	30.60	650	677	7						
Woodlynne Dist 1	Total	506	108	21.34	73	69	2						
Woodlynne Dist 2	Total	406	99	24.38	55	49							
Woodlynne Mail-In Ballot	Total	0	34	0.00	27	26							
Woodlynne Provisional	Total	0	7	0.00	4	3							
Woodlynne Emergency Ballots	Total	0	0	0.00									
Woodlynne Borough	Total	912	248	27.19	159	147	2						
Total - TC-Election Day		47169	4863	10.31	3704	3387	48						
Total - TC-Emergency		47169	0	0.00									
Total - TC-Mail-In Ballot		47169	3655	7.75	3205	3157	18						
Total - TC-Provisional		47169	131	0.28	96	82	1						
Total - TC-Rejected Ballots		47169	0	0.00									
Contest Total		47169	8649	18.34	7005	6626	67						

General Assembly 6th District - DEM

		Registered	Ballots Cast	Turnout (%)	Louis D. GREENWALD	Pamela R. LAMPERTT	Danie MOSS-VELASCO	E. Julian JORDAN, III	Write-In					
Berlin Twp Dist 1	Total	652	53	8.13	46	45	6	4						
Berlin Twp Dist 2	Total	292	30	10.27	21	24	5	4						
Berlin Twp Dist 3	Total	245	27	11.02	21	19	3	3						
Berlin Twp Dist 4	Total	545	26	4.77	20	20	2	2						
Berlin Twp Mail-In Ballot	Total	0	239	0.00	187	196	36	24	2					
Berlin Twp Provisional	Total	0	6	0.00	5	5	1	1						
Berlin Twp Emergency Ballots	Total	0	0	0.00										
Berlin Township	Total	1734	381	21.97	300	309	53	38	2					
Cherry Hill Dist 1	Total	457	77	16.85	54	53	20	18						
Cherry Hill Dist 2	Total	520	56	10.77	37	36	17	14	2					
Cherry Hill Dist 3	Total	451	32	7.10	25	24	6	6						
Cherry Hill Dist 4	Total	517	35	6.77	24	25	8	9						
Cherry Hill Dist 5	Total	538	67	12.45	48	45	20	15						
Cherry Hill Dist 6	Total	381	38	9.97	28	27	7	7						
Cherry Hill Dist 7	Total	475	40	8.42	28	28	10	9						
Cherry Hill Dist 8	Total	434	49	11.29	34	29	14	13						
Cherry Hill Dist 9	Total	792	70	8.84	50	48	18	15	1					
Cherry Hill Dist 10	Total	321	45	14.02	37	33	8	6						
Cherry Hill Dist 11	Total	528	88	16.67	61	58	25	23						
Cherry Hill Dist 12	Total	513	59	11.50	44	38	16	13						
Cherry Hill Dist 13	Total	386	47	12.18	29	34	14	15	1					
Cherry Hill Dist 14	Total	344	46	13.37	33	33	9	8						
Cherry Hill Dist 15	Total	600	56	9.33	38	38	15	15						
Cherry Hill Dist 16	Total	386	41	10.62	31	28	10	8						
Cherry Hill Dist 17	Total	565	67	11.86	40	41	24	21						
Cherry Hill Dist 18	Total	401	35	8.73	30	27	4	5						
Cherry Hill Dist 19	Total	501	85	16.97	64	60	18	18						
Cherry Hill Dist 20	Total	921	123	13.36	92	85	28	27						
Cherry Hill Dist 21	Total	546	72	13.19	40	39	26	27						
Cherry Hill Dist 22	Total	432	60	13.89	43	44	12	12						
Cherry Hill Dist 23	Total	618	61	9.87	50	48	10	8						
Cherry Hill Dist 24	Total	540	62	11.48	51	49	10	9	1					
Cherry Hill Dist 25	Total	434	62	14.29	43	40	17	18						
Cherry Hill Dist 26	Total	670	88	13.13	60	59	26	26						
Cherry Hill Dist 27	Total	486	76	15.64	61	62	11	9						
Cherry Hill Dist 28	Total	633	73	11.53	53	55	16	14						
Cherry Hill Dist 29	Total	630	72	11.43	47	44	19	19	1					
Cherry Hill Dist 30	Total	397	81	20.40	70	72	4	4	1					
Cherry Hill Dist 31	Total	761	77	10.12	60	62	13	10	1					
Cherry Hill Dist 32	Total	427	38	8.90	25	21	9	8						
Cherry Hill Dist 33	Total	586	63	10.75	47	46	16	14						
Cherry Hill Dist 34	Total	506	53	10.47	42	47	6	5						
Cherry Hill Dist 35	Total	430	46	10.70	25	23	21	21						
Cherry Hill Dist 36	Total	555	63	11.35	49	49	6	5						
Cherry Hill Dist 37	Total	528	79	14.96	57	55	14	19						

General Assembly 6th District - DEM

		Registered	Ballots Cast	Turnout (%)	Louis D. GREENWALD	Pamela R. LAMPITT	Danie MOSS-VELASCO	E. Julian JORDAN, III	Write-In					
Cherry Hill Dist 38	Total	472	74	15.68	59	61	12	10						
Cherry Hill Dist 39	Total	616	75	12.18	56	54	16	16						
Cherry Hill Dist 40	Total	413	55	13.32	41	40	13	14						
Cherry Hill Dist 41	Total	374	39	10.43	30	29	8	8						
Cherry Hill Dist 42	Total	279	24	8.60	13	13	10	10						
Cherry Hill Dist 43	Total	416	52	12.50	44	41	9	9						
Cherry Hill Dist 44	Total	640	72	11.25	56	53	14	12						
Cherry Hill Dist 45	Total	812	87	10.71	68	66	17	19						
Cherry Hill Dist 46	Total	438	45	10.27	36	31	6	6						
Cherry Hill Dist 47	Total	580	78	13.45	66	63	7	7	1					
Cherry Hill Dist 48	Total	290	25	8.62	15	16	9	8						
Cherry Hill Mail-In Ballot	Total	0	3542	0.00	2860	2845	541	465	9					
Cherry Hill Provisional	Total	0	111	0.00	81	85	18	17						
Cherry Hill Emergency Ballots	Total	0	0	0.00										
Cherry Hill Twp	Total	24540	6561	26.74	5075	5002	1207	1094	18					
Collingswood Dist 1	Total	381	108	28.35	42	48	62	57	1					
Collingswood Dist 2	Total	634	187	29.50	87	87	94	82						
Collingswood Dist 3	Total	347	69	19.88	29	31	38	35						
Collingswood Dist 4	Total	499	110	22.04	42	41	66	59						
Collingswood Dist 5	Total	588	71	12.07	48	46	17	16						
Collingswood Dist 6	Total	365	107	29.32	37	43	63	60						
Collingswood Dist 7	Total	525	119	22.67	43	47	75	68						
Collingswood Dist 8	Total	445	109	24.49	30	38	69	68						
Collingswood Dist 9	Total	713	172	24.12	85	82	83	80	1					
Collingswood Dist 10	Total	436	80	18.35	35	34	42	43						
Collingswood Dist 11	Total	484	110	22.73	43	48	63	63						
Collingswood Dist 12	Total	358	97	27.09	43	40	54	50						
Collingswood Mail-In Ballot	Total	0	614	0.00	394	399	203	192	1					
Collingswood Provisional	Total	0	41	0.00	12	14	24	23						
Collingswood Emergency Ballots	Total	0	0	0.00										
Collingswood Borough	Total	5775	1994	34.53	970	998	953	896	3					
Gibbsboro Dist 1	Total	368	27	7.34	20	22	4	3						
Gibbsboro Dist 2	Total	310	26	8.39	19	19	3	2						
Gibbsboro Mail-In Ballot	Total	0	76	0.00	63	59	10	10						
Gibbsboro Provisional	Total	0	0	0.00										
Gibbsboro Emergency Ballots	Total	0	0	0.00										
Gibbsboro Borough	Total	678	129	19.03	102	100	17	15						
Haddon Twp Dist 1	Total	394	65	16.50	20	24	43	40						
Haddon Twp Dist 2	Total	325	70	21.54	35	33	36	32	1					

General Assembly 6th District - DEM

		Registered	Ballots Cast	Turnout (%)	Louis D. GREENWALD	Pamela R. LAMPIITT	Danie MOSS-VELASCO	E. Julian JORDAN, III	Write-In					
Haddon Twp Dist 3	Total	538	132	24.54	76	77	51	51						
Haddon Twp Dist 4	Total	329	46	13.98	19	19	27	23						
Haddon Twp Dist 5	Total	257	44	17.12	25	25	19	16						
Haddon Twp Dist 6	Total	293	64	21.84	53	44	11	9						
Haddon Twp Dist 7	Total	331	85	25.68	38	42	45	40						
Haddon Twp Dist 8	Total	423	62	14.66	33	34	22	20						
Haddon Twp Dist 9	Total	290	61	21.03	25	24	32	34						
Haddon Twp Dist 10	Total	316	61	19.30	37	37	21	20						
Haddon Twp Dist 11	Total	410	101	24.63	59	53	40	39	1					
Haddon Twp Dist 12	Total	554	110	19.86	62	61	47	46						
Haddon Twp Dist 13	Total	295	61	20.68	32	35	29	23						
Haddon Twp Dist 14	Total	338	85	25.15	42	40	38	38						
Haddon Twp Dist 15	Total	341	61	17.89	55	51	7	6						
Haddon Twp Mail-In Ballot	Total	0	586	0.00	423	429	147	127						
Haddon Twp Provisional	Total	0	44	0.00	22	22	22	20						
Haddon Twp Emergency Ballots	Total	0	0	0.00										
Haddon Twp	Total	5434	1738	31.98	1056	1050	637	584	2					
Haddonfield Dist 1	Total	474	39	8.23	32	28	6	8						
Haddonfield Dist 2	Total	629	69	10.97	44	47	20	19						
Haddonfield Dist 3	Total	412	45	10.92	34	36	8	6						
Haddonfield Dist 4	Total	244	19	7.79	14	15	3	4						
Haddonfield Dist 5	Total	212	12	5.66	6	5	6	6						
Haddonfield Dist 6	Total	394	37	9.39	24	23	12	9						
Haddonfield Dist 7	Total	433	28	6.47	21	23	6	5						
Haddonfield Dist 8	Total	446	59	13.23	31	32	26	20						
Haddonfield Dist 9	Total	495	53	10.71	36	34	16	19						
Haddonfield Dist 10	Total	299	39	13.04	23	23	14	11	1					
Haddonfield Mail-In Ballot	Total	0	523	0.00	379	390	127	102						
Haddonfield Provisional	Total	0	24	0.00	11	13	12	11						
Haddonfield Emergency Ballots	Total	0	0	0.00										
Haddonfield Borough	Total	4038	947	23.45	655	669	256	220	1					
Hi-Nella Dist 1	Total	288	31	10.76	25	21	3	6						
Hi Nella Mail-In Ballot	Total	0	22	0.00	12	8	6	7						
Hi Nella Provisional	Total	0	0	0.00										
Hi Nella Emergency Ballots	Total	0	0	0.00										
Hi-Nella Borough	Total	288	53	18.40	37	29	9	13						
Merchantville Dist 1	Total	581	54	9.29	33	37	16	16						
Merchantville Dist 2	Total	373	43	11.53	30	30	10	11						

General Assembly 6th District - DEM

		Registered	Ballots Cast	Turnout (%)	Louis D. GREENWALD	Pamela R. LAMPITT	Danie MOSS-VELASCO	E. Julian JORDAN, III	Write-In				
Merchantville Dist 3	Total	346	38	10.98	27	28	9	8					
Merchantville Mail-In Ballot	Total	0	118	0.00	93	92	18	14					
Merchantville Provisional	Total	0	6	0.00	3	4	2	2					
Merchantville Emergency Ballots	Total	0	0	0.00									
Merchantville Borough	Total	1300	259	19.92	186	191	55	51					
Oaklyn Dist 1	Total	363	59	16.25	25	28	31	31					
Oaklyn Dist 2	Total	394	65	16.50	36	32	27	24	2				
Oaklyn Dist 3	Total	349	59	16.91	35	36	18	17					
Oaklyn Dist 4	Total	321	68	21.18	41	44	24	21					
Oaklyn Mail-In Ballot	Total	0	104	0.00	72	71	26	25					
Oaklyn Provisional	Total	0	23	0.00	13	13	9	9					
Oaklyn Emergency Ballots	Total	0	0	0.00									
Oaklyn Borough	Total	1427	378	26.49	222	224	135	127	2				
Pennsauken Dist 1	Total	571	49	8.58	39	35	7	8					
Pennsauken Dist 2	Total	881	83	9.42	63	65	12	12					
Pennsauken Dist 3	Total	516	49	9.50	45	39	4	2					
Pennsauken Dist 4	Total	799	51	6.38	44	39	6	6					
Pennsauken Dist 5	Total	369	31	8.40	25	23	4	4					
Pennsauken Dist 6	Total	534	72	13.48	54	51	15	12					
Pennsauken Dist 7	Total	624	41	6.57	32	30	6	7					
Pennsauken Dist 8	Total	485	28	5.77	21	18	4	6					
Pennsauken Dist 9	Total	439	23	5.24	18	13	5	3					
Pennsauken Dist 10	Total	464	38	8.19	31	28	5	6					
Pennsauken Dist 11	Total	471	46	9.77	37	40	7	5					
Pennsauken Dist 12	Total	460	35	7.61	25	24	5	6					
Pennsauken Dist 13	Total	380	31	8.16	22	23	5	4	2				
Pennsauken Dist 14	Total	607	70	11.53	58	58	8	4					
Pennsauken Dist 15	Total	676	55	8.14	35	39	13	13					
Pennsauken Dist 16	Total	434	40	9.22	30	27	7	7					
Pennsauken Dist 17	Total	664	57	8.58	46	42	9	7					
Pennsauken Dist 18	Total	667	55	8.25	43	41	12	9					
Pennsauken Dist 19	Total	315	23	7.30	18	15	5	6					
Pennsauken Dist 20	Total	474	63	13.29	53	51	6	5					
Pennsauken Dist 21	Total	390	53	13.59	41	45	8	3					
Pennsauken Dist 22	Total	456	72	15.79	54	52	12	8	2				
Pennsauken Dist 23	Total	430	33	7.67	28	29	3	1					
Pennsauken Dist 24	Total	316	16	5.06	15	14	2						
Pennsauken Mail-In Ballot	Total	0	896	0.00	696	704	122	100	1				
Pennsauken Provisional	Total	0	16	0.00	14	11	2	1					
Pennsauken Emergency Ballots	Total	0	0	0.00									

General Assembly 6th District - DEM

		Registered	Ballots Cast	Turnout (%)	Louis D. GREENWALD	Pamela R. LAMPITT	Danie MOSS-VELASCO	E. Julian JORDAN, III	Write-In					
Pennsauken Twp	Total	12422	2026	16.31	1587	1556	294	245	5					
Somerdale Dist 1	Total	740	61	8.24	49	42	11	8						
Somerdale Dist 2	Total	396	30	7.58	18	19	11	10						
Somerdale Dist 3	Total	462	65	14.07	56	51	5	7						
Somerdale Dist 4	Total	454	42	9.25	37	34	2	3						
Somerdale Mail-In Ballot	Total	0	193	0.00	153	149	30	26						
Somerdale Provisional	Total	0	5	0.00	1	3	4	2						
Somerdale Emergency Ballots	Total	0	0	0.00										
Somerdale Borough	Total	2052	396	19.30	314	298	63	56						
Stratford Dist 1	Total	211	28	13.27	19	18	5	5						
Stratford Dist 2	Total	344	28	8.14	18	18	6	5	1					
Stratford Dist 3	Total	368	26	7.07	20	18	4	4						
Stratford Dist 4	Total	390	33	8.46	29	26	1	3						
Stratford Dist 5	Total	305	13	4.26	9	12								
Stratford Dist 6	Total	344	31	9.01	24	24	4	1						
Stratford Mail-In Ballot	Total	0	209	0.00	176	178	16	14						
Stratford Provisional	Total	0	1	0.00		1	1							
Stratford Emergency Ballots	Total	0	0	0.00										
Stratford Borough	Total	1962	369	18.81	295	295	37	32	1					
Tavistock Dist 1	Total	3	0	0.00										
Tavistock Mail-In Ballot	Total	0	0	0.00										
Tavistock Provisional	Total	0	0	0.00										
Tavistock Emergency Ballots	Total	0	0	0.00										
Tavistock Borough	Total	3	0	0.00										
Voorhees Dist 1	Total	658	34	5.17	28	22	5	8						
Voorhees Dist 2	Total	551	45	8.17	37	34	6	6	3					
Voorhees Dist 3	Total	506	33	6.52	27	27	5	5						
Voorhees Dist 4	Total	578	43	7.44	33	33	5	3						
Voorhees Dist 5	Total	616	43	6.98	31	31	8	11	1					
Voorhees Dist 6	Total	485	20	4.12	11	13	9	7						
Voorhees Dist 7	Total	304	22	7.24	17	19	4	2						
Voorhees Dist 8	Total	710	45	6.34	34	32	11	8						
Voorhees Dist 9	Total	563	37	6.57	29	28	8	6						
Voorhees Dist 10	Total	453	47	10.38	35	33	10	10						
Voorhees Dist 11	Total	370	23	6.22	21	20	2	1						
Voorhees Dist 12	Total	416	22	5.29	15	14	8	7						
Voorhees Dist 13	Total	622	42	6.75	37	34	4	6						
Voorhees Dist 14	Total	387	20	5.17	19	18		1						

General Assembly 6th District - DEM

		Registered	Ballots Cast	Turnout (%)	Louis D. GREENWALD	Pamela R. LAMPITT	Danie MOSS-VELASCO	E. Julian JORDAN, III	Write-In					
Voorhees Dist 15	Total	453	26	5.74	22	19	4	5						
Voorhees Dist 16	Total	315	20	6.35	14	14	5	3						
Voorhees Dist 17	Total	357	69	19.33	59	58	4	3						
Voorhees Dist 18	Total	429	18	4.20	14	16		1						
Voorhees Dist 19	Total	470	31	6.60	30	28								
Voorhees Mail-In Ballot	Total	0	1140	0.00	942	927	156	115						
Voorhees Provisional	Total	0	39	0.00	29	26	7	8						
Voorhees Emergency Ballots	Total	0	0	0.00										
Voorhees Twp	Total	9243	1819	19.68	1484	1446	261	216	4					
Total - TC-Election Day		70896	8472	11.95	5642	5523	2437	2272	25					
Total - TC-Emergency		70896	0	0.00										
Total - TC-Mail-In Ballot		70896	8262	11.65	6450	6447	1438	1221	13					
Total - TC-Provisional		70896	316	0.45	191	197	102	94						
Total - TC-Rejected Ballots		70896	0	0.00										
Contest Total		70896	17050	24.05	12283	12167	3977	3587	38					

General Assembly 8th District - DEM

		Registered	Ballots Cast	Turnout (%)	Gina LA PLACA	Mark NATALE	Johnny BRAVO	Write-In						
Berlin Boro Dist 1	Total	294	12	4.08	5	5	4	1						
Berlin Boro Dist 2	Total	397	17	4.28	17	14								
Berlin Boro Dist 3	Total	464	29	6.25	25	24	5							
Berlin Boro Dist 4	Total	390	10	2.56	6	6	2							
Berlin Boro Dist 5	Total	219	15	6.85	12	12	1							
Berlin Boro Mail-In Ballot	Total	0	217	0.00	181	168	29	1						
Berlin Boro Provisional	Total	0	2	0.00	1	1	1							
Berlin Boro Emergency Ballots	Total	0	0	0.00										
Berlin Borough	Total	1764	302	17.12	247	230	42	2						
Pine Hill Dist 1	Total	519	42	8.09	37	32	4							
Pine Hill Dist 2	Total	489	37	7.57	30	30	3							
Pine Hill Dist 3	Total	539	39	7.24	31	30	5							
Pine Hill Dist 4	Total	696	30	4.31	28	26	2							
Pine Hill Dist 5	Total	567	57	10.05	48	41	4							
Pine Hill Dist 6	Total	500	19	3.80	17	17								
Pine Hill Mail-In Ballot	Total	0	237	0.00	196	196	31							
Pine Hill Provisional	Total	0	8	0.00	7	5	1							
Pine Hill Emergency Ballots	Total	0	0	0.00										
Pine Hill Borough	Total	3310	469	14.17	394	377	50							
Pine Valley Dist 1	Total	3	0	0.00										
Pine Valley Mail-In Ballot	Total	0	2	0.00	1	2	1							
Pine Valley Provisional	Total	0	0	0.00										
Pine Valley Emergency Ballots	Total	0	0	0.00										
Pine Valley Borough	Total	3	2	66.67	1	2	1							
Waterford Dist 1	Total	363	18	4.96	12	12	4	1						
Waterford Dist 2	Total	495	19	3.84	14	12	4							
Waterford Dist 3	Total	333	16	4.80	11	11	2							
Waterford Dist 4	Total	317	8	2.52	5	6	3							
Waterford Dist 5	Total	377	19	5.04	14	15	3							
Waterford Dist 6	Total	202	9	4.46	4	5	5							
Waterford Dist 7	Total	372	16	4.30	15	12	2							
Waterford Dist 8	Total	248	15	6.05	10	10	2	1						
Waterford Mail-In Ballot	Total	0	267	0.00	211	200	47	1						
Waterford Provisional	Total	0	2	0.00	1	1	1							
Waterford Emergency Ballots	Total	0	0	0.00										
Waterford Twp	Total	2707	389	14.37	297	284	73	3						
Total - TC-Election Day		7784	427	5.49	341	320	55	3						
Total - TC-Emergency		7784	0	0.00										
Total - TC-Mail-In Ballot		7784	723	9.29	589	566	108	2						

General Assembly 8th District - DEM

	Registered	Ballots Cast	Turnout (%)	Gina LA PLACA	Mark NATALE	Johnny BRAVO	Write-In						
Total - TC-Provisional	7784	12	0.15	9	7	3							
Total - TC-Rejected Ballots	7784	0	0.00										
Contest Total	7784	1162	14.93	939	893	166	5						

County Clerk - DEM

		Registered	Ballots Cast	Turnout (%)	Joseph RIPA	Mohammad KABIR	Rena MARGULIS	Write-In					
Audubon Boro Dist 1	Total	345	45	13.04	28	1	14						
Audubon Boro Dist 2	Total	241	20	8.30	9	3	5						
Audubon Boro Dist 3	Total	462	35	7.58	25	5	5						
Audubon Boro Dist 4	Total	261	28	10.73	18	2	7						
Audubon Boro Dist 5	Total	398	24	6.03	18	2	2						
Audubon Boro Dist 6	Total	475	25	5.26	13	4	7						
Audubon Boro Dist 7	Total	301	17	5.65	10	2	4						
Audubon Boro Dist 8	Total	384	28	7.29	19	4	5						
Audubon Boro Mail-In Ballot	Total	0	295	0.00	247	11	26						
Audubon Boro Provisional	Total	0	5	0.00	1		1						
Audubon Boro Emergency Ballots	Total	0	0	0.00									
Audubon Borough	Total	2867	522	18.21	388	34	76						
Audubon Park Dist 1	Total	437	52	11.90	39	3	8						
Audubon Park Mail-In Ballot	Total	0	28	0.00	25	2	1						
Audubon Park Provisional	Total	0	0	0.00									
Audubon Park Emergency Ballots	Total	0	0	0.00									
Audubon Park Borough	Total	437	80	18.31	64	5	9						
Barrington Dist 1	Total	471	38	8.07	23	2	9						
Barrington Dist 2	Total	367	23	6.27	17	2	4						
Barrington Dist 3	Total	429	32	7.46	21	2	8						
Barrington Dist 4	Total	622	46	7.40	34	4	3						
Barrington Dist 5	Total	240	25	10.42	20	1	3	1					
Barrington Mail-In Ballot	Total	0	219	0.00	183	11	17						
Barrington Provisional	Total	0	5	0.00	4								
Barrington Emergency Ballots	Total	0	0	0.00									
Barrington Borough	Total	2129	388	18.22	302	22	44	1					
Bellmawr Dist 1	Total	674	32	4.75	26		2						
Bellmawr Dist 2	Total	638	39	6.11	18	6	7						
Bellmawr Dist 3	Total	525	23	4.38	14	1	5						
Bellmawr Dist 4	Total	573	60	10.47	45		4						
Bellmawr Dist 5	Total	470	13	2.77	11	1	1						
Bellmawr Dist 6	Total	546	17	3.11	12		2						
Bellmawr Dist 7	Total	454	19	4.19	11	1	4	1					
Bellmawr Mail-In Ballot	Total	0	388	0.00	343	7	12	1					
Bellmawr Provisional	Total	0	4	0.00	1		1						
Bellmawr Emergency Ballots	Total	0	0	0.00									
Bellmawr Borough	Total	3880	595	15.34	481	16	38	2					

County Clerk - DEM

		Registered	Ballots Cast	Turnout (%)	Joseph RIPA	Mohammad KABIR	Rena MARGULIS	Write-In					
Berlin Boro Dist 1	Total	294	12	4.08	5	1	5						
Berlin Boro Dist 2	Total	397	17	4.28	13	1	2						
Berlin Boro Dist 3	Total	464	29	6.25	21	4	3						
Berlin Boro Dist 4	Total	390	10	2.56	7		1						
Berlin Boro Dist 5	Total	219	15	6.85	12	1	2						
Berlin Boro Mail-In Ballot	Total	0	217	0.00	185	8	13						
Berlin Boro Provisional	Total	0	2	0.00	1		1						
Berlin Boro Emergency Ballots	Total	0	0	0.00									
Berlin Borough	Total	1764	302	17.12	244	15	27						
Berlin Twp Dist 1	Total	652	53	8.13	45	4	4						
Berlin Twp Dist 2	Total	292	30	10.27	23	2	2						
Berlin Twp Dist 3	Total	245	27	11.02	20	1	4						
Berlin Twp Dist 4	Total	545	26	4.77	17	2	5						
Berlin Twp Mail-In Ballot	Total	0	239	0.00	202	3	16	1					
Berlin Twp Provisional	Total	0	6	0.00	5	1							
Berlin Twp Emergency Ballots	Total	0	0	0.00									
Berlin Township	Total	1734	381	21.97	312	13	31	1					
Brooklawn Dist 1	Total	548	41	7.48	31	2	4						
Brooklawn Mail-In Ballot	Total	0	53	0.00	46	3	1						
Brooklawn Provisional	Total	0	0	0.00									
Brooklawn Emergency Ballots	Total	0	0	0.00									
Brooklawn Borough	Total	548	94	17.15	77	5	5						
Camden City W1 D1	Total	358	39	10.89	23	6	1						
Camden City W1 D2	Total	760	117	15.39	81	18	6						
Camden City W1 D3	Total	566	58	10.25	35	11	5						
Camden City W1 D4	Total	454	46	10.13	24	10	4						
Camden City W1 D5	Total	645	72	11.16	34	15	14						
Camden City W1 D6	Total	675	52	7.70	27	16	3						
Camden City W1 D7	Total	407	29	7.13	14	9							
Camden City W1 D8	Total	568	94	16.55	60	22	5						
Camden City W1 D9	Total	796	70	8.79	32	20	6						
Camden City W1 D10	Total	481	50	10.40	20	20							
Camden City Ward 1 Mail-In Ballot	Total	0	349	0.00	264	20	12	1					
Camden City Ward 1 Provisional	Total	0	15	0.00	9								
Camden City W1 Emergency Ballots	Total	0	0	0.00									
Camden City W2 D1	Total	422	55	13.03	28	15	3						
Camden City W2 D2	Total	557	64	11.49	44	12	3						
Camden City W2 D3	Total	660	130	19.70	74	27	15						
Camden City W2 D4	Total	383	55	14.36	31	10	3						

County Clerk - DEM

		Registered	Ballots Cast	Turnout (%)	Joseph RIPA	Mohammad KABIR	Rena MARGULIS	Write-In					
Camden City W2 D5	Total	467	54	11.56	30	15	3						
Camden City W2 D6	Total	825	121	14.67	77	21	7						
Camden City W2 D7	Total	641	92	14.35	64	11	4						
Camden City W2 D8	Total	872	89	10.21	65	11	2						
Camden City W2 D9	Total	843	74	8.78	50	7	5						
Camden City W2 D10	Total	405	40	9.88	19	9	4						
Camden City W2 D11	Total	396	48	12.12	32	9	2						
Camden City Ward 2 Mail-In Ballot	Total	0	400	0.00	315	24	4						
Camden City Ward 2 Provisional	Total	0	30	0.00	14	6	1						
Camden City W2 Emergency Ballots	Total	0	0	0.00									
Camden City W3 D1	Total	441	36	8.16	30	4	1						
Camden City W3 D2	Total	715	80	11.19	54	13	5						
Camden City W3 D3	Total	515	74	14.37	64	5							
Camden City W3 D4	Total	575	34	5.91	27	5	1						
Camden City W3 D5	Total	451	43	9.53	34	4	3						
Camden City W3 D6	Total	639	70	10.95	42	21	2						
Camden City W3 D7	Total	594	65	10.94	40	18	2						
Camden City W3 D8	Total	630	61	9.68	45	8	3						
Camden City W3 D9	Total	744	95	12.77	67	12	2						
Camden City Ward 3 Mail-In Ballot	Total	0	341	0.00	266	29	16						
Camden City Ward 3 Provisional	Total	0	15	0.00	11	1							
Camden City W3 Emergency Ballots	Total	0	0	0.00									
Camden City W4 D1	Total	476	57	11.97	45	4	2						
Camden City W4 D2	Total	498	38	7.63	30	1	1						
Camden City W4 D3	Total	590	96	16.27	72	4	3						
Camden City W4 D4	Total	618	74	11.97	51	14	2						
Camden City W4 D5	Total	494	47	9.51	37	3	3						
Camden City W4 D6	Total	569	37	6.50	31	1	2						
Camden City W4 D7	Total	544	42	7.72	34	3	2						
Camden City W4 D8	Total	573	42	7.33	31	6	1						
Camden City W4 D9	Total	560	55	9.82	36	6	5						
Camden City W4 D10	Total	562	49	8.72	31	5	13						
Camden City Ward 4 Mail-In Ballot	Total	0	268	0.00	200	12	9						
Camden City Ward 4 Provisional	Total	0	11	0.00	8		1						
Camden City W4 Emergency Ballots	Total	0	0	0.00									
Camden City	Total	22969	3973	17.30	2752	523	191	1					
Cherry Hill Dist 1	Total	457	77	16.85	48	7	15						
Cherry Hill Dist 2	Total	520	56	10.77	33	6	12	1					
Cherry Hill Dist 3	Total	451	32	7.10	23	2	5						
Cherry Hill Dist 4	Total	517	35	6.77	25	3	5						

County Clerk - DEM

		Registered	Ballots Cast	Turnout (%)	Joseph RIPA	Mohammad KABIR	Rena MARGULIS	Write-In					
Cherry Hill Dist 5	Total	538	67	12.45	45	6	14						
Cherry Hill Dist 6	Total	381	38	9.97	24	5	6						
Cherry Hill Dist 7	Total	475	40	8.42	27	4	8						
Cherry Hill Dist 8	Total	434	49	11.29	31	4	7						
Cherry Hill Dist 9	Total	792	70	8.84	46	5	18						
Cherry Hill Dist 10	Total	321	45	14.02	32	3	3						
Cherry Hill Dist 11	Total	528	88	16.67	57	11	18						
Cherry Hill Dist 12	Total	513	59	11.50	41	5	11						
Cherry Hill Dist 13	Total	386	47	12.18	30	7	10						
Cherry Hill Dist 14	Total	344	46	13.37	32	3	6						
Cherry Hill Dist 15	Total	600	56	9.33	34	5	15						
Cherry Hill Dist 16	Total	386	41	10.62	28	1	7						
Cherry Hill Dist 17	Total	565	67	11.86	39	5	21						
Cherry Hill Dist 18	Total	401	35	8.73	27	2	4						
Cherry Hill Dist 19	Total	501	85	16.97	59	6	14						
Cherry Hill Dist 20	Total	921	123	13.36	85	14	17						
Cherry Hill Dist 21	Total	546	72	13.19	39	8	21						
Cherry Hill Dist 22	Total	432	60	13.89	40	7	10						
Cherry Hill Dist 23	Total	618	61	9.87	45	3	11						
Cherry Hill Dist 24	Total	540	62	11.48	48	6	5						
Cherry Hill Dist 25	Total	434	62	14.29	40	5	14						
Cherry Hill Dist 26	Total	670	88	13.13	60	12	15						
Cherry Hill Dist 27	Total	486	76	15.64	56	5	11						
Cherry Hill Dist 28	Total	633	73	11.53	51	6	10						
Cherry Hill Dist 29	Total	630	72	11.43	38	11	14						
Cherry Hill Dist 30	Total	397	81	20.40	67	4	4						
Cherry Hill Dist 31	Total	761	77	10.12	59	11	4						
Cherry Hill Dist 32	Total	427	38	8.90	23	4	7						
Cherry Hill Dist 33	Total	586	63	10.75	40	9	12						
Cherry Hill Dist 34	Total	506	53	10.47	41	7	2						
Cherry Hill Dist 35	Total	430	46	10.70	18	8	19						
Cherry Hill Dist 36	Total	555	63	11.35	47	2	6						
Cherry Hill Dist 37	Total	528	79	14.96	55	7	13						
Cherry Hill Dist 38	Total	472	74	15.68	56	3	10						
Cherry Hill Dist 39	Total	616	75	12.18	51	8	12						
Cherry Hill Dist 40	Total	413	55	13.32	40	6	8						
Cherry Hill Dist 41	Total	374	39	10.43	31	4	3						
Cherry Hill Dist 42	Total	279	24	8.60	12	5	5						
Cherry Hill Dist 43	Total	416	52	12.50	38	3	10						
Cherry Hill Dist 44	Total	640	72	11.25	52	4	10						
Cherry Hill Dist 45	Total	812	87	10.71	62	7	16						
Cherry Hill Dist 46	Total	438	45	10.27	30	5	4						
Cherry Hill Dist 47	Total	580	78	13.45	63	5	4						
Cherry Hill Dist 48	Total	290	25	8.62	15	3	6						
Cherry Hill Mail-In Ballot	Total	0	3542	0.00	2774	131	347	3					
Cherry Hill Provisional	Total	0	111	0.00	79	6	11						
Cherry Hill Emergency Ballots	Total	0	0	0.00									
Cherry Hill Twp	Total	24540	6561	26.74	4836	409	840	4					

County Clerk - DEM

		Registered	Ballots Cast	Turnout (%)	Joseph RIPA	Mohammad KABIR	Rena MARGULIS	Write-In						
Chesilhurst Dist 1	Total	633	170	26.86	94	12	19							
Chesilhurst Mail-In Ballot	Total	0	77	0.00	59		3							
Chesilhurst Provisional	Total	0	2	0.00										
Chesilhurst Emergency Ballots	Total	0	0	0.00										
Chesilhurst Borough	Total	633	249	39.34	153	12	22							
Clementon Dist 1	Total	385	22	5.71	16	3	2							
Clementon Dist 2	Total	427	24	5.62	18	2	2							
Clementon Dist 3	Total	577	34	5.89	27	2	1							
Clementon Mail-In Ballot	Total	0	110	0.00	95	2	8							
Clementon Provisional	Total	0	4	0.00	3		1							
Clementon Emergency Ballots	Total	0	0	0.00										
Clementon Borough	Total	1389	194	13.97	159	9	14							
Collingswood Dist 1	Total	381	108	28.35	38	17	48							
Collingswood Dist 2	Total	634	187	29.50	87	31	63							
Collingswood Dist 3	Total	347	69	19.88	25	13	28							
Collingswood Dist 4	Total	499	110	22.04	35	22	46							
Collingswood Dist 5	Total	588	71	12.07	41	13	10							
Collingswood Dist 6	Total	365	107	29.32	38	16	49							
Collingswood Dist 7	Total	525	119	22.67	37	28	52							
Collingswood Dist 8	Total	445	109	24.49	30	24	49							
Collingswood Dist 9	Total	713	172	24.12	88	33	46							
Collingswood Dist 10	Total	436	80	18.35	31	16	32							
Collingswood Dist 11	Total	484	110	22.73	39	16	54							
Collingswood Dist 12	Total	358	97	27.09	41	23	29							
Collingswood Mail-In Ballot	Total	0	614	0.00	395	26	121							
Collingswood Provisional	Total	0	41	0.00	10	7	14							
Collingswood Emergency Ballots	Total	0	0	0.00										
Collingswood Borough	Total	5775	1994	34.53	935	285	641							
Gibbsboro Dist 1	Total	368	27	7.34	21	1	4							
Gibbsboro Dist 2	Total	310	26	8.39	20	1	2							
Gibbsboro Mail-In Ballot	Total	0	76	0.00	60	4	4							
Gibbsboro Provisional	Total	0	0	0.00										
Gibbsboro Emergency Ballots	Total	0	0	0.00										
Gibbsboro Borough	Total	678	129	19.03	101	6	10							
Gloucester City W1 D1	Total	356	24	6.74	16	3	1							
Gloucester City W1 D2	Total	364	27	7.42	19	4	2							

County Clerk - DEM

		Registered	Ballots Cast	Turnout (%)	Joseph RIPA	Mohammad KABIR	Rena MARGULIS	Write-In					
Gloucester City W1 D3	Total	323	32	9.91	22		4						
Gloucester City Ward 1 Mail-In Ballot	Total	0	70	0.00	61		4						
Gloucester City Ward 1 Provisional	Total	0	3	0.00	2								
Gloucester City W1 Emergency Ballots	Total	0	0	0.00									
Gloucester City W2 D1	Total	324	16	4.94	12	1	1						
Gloucester City W2 D2	Total	426	34	7.98	28	3	1						
Gloucester City W2 D3	Total	458	20	4.37	14	1	3						
Gloucester City Ward 2 Mail-In Ballot	Total	0	103	0.00	86	3	6						
Gloucester City Ward 2 Provisional	Total	0	1	0.00		1							
Gloucester City W2 Emergency Ballots	Total	0	0	0.00									
Gloucester City W3 D1	Total	480	17	3.54	13	2	1						
Gloucester City W3 D2	Total	496	23	4.64	18		4						
Gloucester City Ward 3 Mail-In Ballot	Total	0	88	0.00	79		3						
Gloucester City Ward 3 Provisional	Total	0	3	0.00	1		2						
Gloucester City W3 Emergency Ballots	Total	0	0	0.00									
Gloucester City	Total	3227	461	14.29	371	18	32						
Gloucester Twp Dist 1	Total	281	31	11.03	18	6	6						
Gloucester Twp Dist 2	Total	316	38	12.03	23	4	8						
Gloucester Twp Dist 3	Total	315	20	6.35	11	3	4						
Gloucester Twp Dist 4	Total	443	79	17.83	44	9	21						
Gloucester Twp Dist 5	Total	556	52	9.35	36	2	8						
Gloucester Twp Dist 6	Total	611	35	5.73	18	2	9						
Gloucester Twp Dist 7	Total	430	59	13.72	29	5	20						
Gloucester Twp Dist 8	Total	582	43	7.39	32	5	5						
Gloucester Twp Dist 9	Total	529	43	8.13	33	3	6						
Gloucester Twp Dist 10	Total	402	38	9.45	24	2	8						
Gloucester Twp Dist 11	Total	417	32	7.67	21	4	3	1					
Gloucester Twp Dist 12	Total	539	73	13.54	48	3	19						
Gloucester Twp Dist 13	Total	737	38	5.16	26	2	7						
Gloucester Twp Dist 14	Total	683	64	9.37	50	3	8						
Gloucester Twp Dist 15	Total	534	83	15.54	48	11	18						
Gloucester Twp Dist 16	Total	445	46	10.34	26	4	13						
Gloucester Twp Dist 17	Total	982	53	5.40	31	7	8						
Gloucester Twp Dist 18	Total	673	41	6.09	34	2	4						
Gloucester Twp Dist 19	Total	634	47	7.41	35	4	6						
Gloucester Twp Dist 20	Total	581	55	9.47	31	8	10						
Gloucester Twp Dist 21	Total	288	18	6.25	11	1	1	1					
Gloucester Twp Dist 22	Total	428	38	8.88	23	4	6						
Gloucester Twp Dist 23	Total	657	60	9.13	39	10	9						
Gloucester Twp Dist 24	Total	506	45	8.89	31	2	11						

County Clerk - DEM

		Registered	Ballots Cast	Turnout (%)	Joseph RIPA	Mohammad KABIR	Rena MARGULIS	Write-In					
Gloucester Twp Dist 25	Total	496	59	11.90	39	2	9						
Gloucester Twp Dist 26	Total	384	30	7.81	19	3	6						
Gloucester Twp Dist 27	Total	397	39	9.82	29	2	5						
Gloucester Twp Dist 28	Total	597	26	4.36	18	3	4						
Gloucester Twp Dist 29	Total	589	47	7.98	36	5	4						
Gloucester Twp Dist 30	Total	534	50	9.36	32	6	8						
Gloucester Twp Dist 31	Total	383	34	8.88	15	6	8						
Gloucester Twp Dist 32	Total	596	48	8.05	35	1	9						
Gloucester Twp Dist 33	Total	660	55	8.33	33	10	6	1					
Gloucester Twp Dist 34	Total	459	30	6.54	23	4	2						
Gloucester Twp Dist 35	Total	729	55	7.54	39	3	8						
Gloucester Twp Dist 36	Total	432	63	14.58	41	11	10						
Gloucester Twp Dist 37	Total	275	24	8.73	18		5						
Gloucester Twp Dist 38	Total	278	30	10.79	23	2	4						
Gloucester Twp Dist 39	Total	247	7	2.83	5		1						
Gloucester Twp Dist 40	Total	535	51	9.53	31	6	10						
Gloucester Twp Mail-In Ballot	Total	0	2047	0.00	1708	59	152						
Gloucester Twp Provisional	Total	0	49	0.00	31	6	8						
Gloucester Twp Emergency Ballots	Total	0	0	0.00									
Gloucester Twp	Total	20160	3875	19.22	2897	235	477	3					
Haddon Twp Dist 1	Total	394	65	16.50	23	17	22						
Haddon Twp Dist 2	Total	325	70	21.54	31	14	22						
Haddon Twp Dist 3	Total	538	132	24.54	66	22	37						
Haddon Twp Dist 4	Total	329	46	13.98	23	6	17						
Haddon Twp Dist 5	Total	257	44	17.12	23	5	14						
Haddon Twp Dist 6	Total	293	64	21.84	49	5	6						
Haddon Twp Dist 7	Total	331	85	25.68	38	18	26	1					
Haddon Twp Dist 8	Total	423	62	14.66	34	14	7						
Haddon Twp Dist 9	Total	290	61	21.03	26	11	22						
Haddon Twp Dist 10	Total	316	61	19.30	37	11	11						
Haddon Twp Dist 11	Total	410	101	24.63	53	9	35						
Haddon Twp Dist 12	Total	554	110	19.86	54	25	27						
Haddon Twp Dist 13	Total	295	61	20.68	32	12	16						
Haddon Twp Dist 14	Total	338	85	25.15	45	15	18						
Haddon Twp Dist 15	Total	341	61	17.89	52	2	5						
Haddon Twp Mail-In Ballot	Total	0	586	0.00	424	20	73						
Haddon Twp Provisional	Total	0	44	0.00	22	5	9						
Haddon Twp Emergency Ballots	Total	0	0	0.00									
Haddon Twp	Total	5434	1738	31.98	1032	211	367	1					
Haddonfield Dist 1	Total	474	39	8.23	26	5	4						
Haddonfield Dist 2	Total	629	69	10.97	36	12	17						
Haddonfield Dist 3	Total	412	45	10.92	32		11						

County Clerk - DEM

		Registered	Ballots Cast	Turnout (%)	Joseph RIPA	Mohammad KABIR	Rena MARGULIS	Write-In					
Haddonfield Dist 4	Total	244	19	7.79	11	1	4						
Haddonfield Dist 5	Total	212	12	5.66	4		6						
Haddonfield Dist 6	Total	394	37	9.39	22	8	5						
Haddonfield Dist 7	Total	433	28	6.47	19		9						
Haddonfield Dist 8	Total	446	59	13.23	27	11	16						
Haddonfield Dist 9	Total	495	53	10.71	31	8	14						
Haddonfield Dist 10	Total	299	39	13.04	23	6	7						
Haddonfield Mail-In Ballot	Total	0	523	0.00	385	30	69						
Haddonfield Provisional	Total	0	24	0.00	10	2	6						
Haddonfield Emergency Ballots	Total	0	0	0.00									
Haddonfield Borough	Total	4038	947	23.45	626	83	168						
Haddon Heights Dist 1	Total	318	28	8.81	17		9						
Haddon Heights Dist 2	Total	333	34	10.21	28		5						
Haddon Heights Dist 3	Total	420	38	9.05	22	3	9	1					
Haddon Heights Dist 4	Total	285	18	6.32	14		4						
Haddon Heights Dist 5	Total	419	39	9.31	25	1	12						
Haddon Heights Dist 6	Total	398	46	11.56	33	4	7						
Haddon Heights Dist 7	Total	384	38	9.90	34	1	3						
Haddon Heights Mail-In Ballot	Total	0	283	0.00	242	6	24						
Haddon Heights Provisional	Total	0	10	0.00	6	1	2						
Haddon Heights Emergency Ballots	Total	0	0	0.00									
Haddon Heights Borough	Total	2557	534	20.88	421	16	75	1					
Hi-Nella Dist 1	Total	288	31	10.76	21	4	1						
Hi Nella Mail-In Ballot	Total	0	22	0.00	15		2						
Hi Nella Provisional	Total	0	0	0.00									
Hi Nella Emergency Ballots	Total	0	0	0.00									
Hi-Nella Borough	Total	288	53	18.40	36	4	3						
Laurel Springs Dist 1	Total	337	23	6.82	16	2	2						
Laurel Springs Dist 2	Total	263	20	7.60	16	1	2						
Laurel Springs Mail-In Ballot	Total	0	48	0.00	41	2	4						
Laurel Springs Provisional	Total	0	0	0.00									
Laurel Springs Emergency Ballots	Total	0	0	0.00									
Laurel Springs Borough	Total	600	91	15.17	73	5	8						
Lawnside Dist 1	Total	813	95	11.69	82	4							
Lawnside Dist 2	Total	858	115	13.40	97	5	1						
Lawnside Mail-In Ballot	Total	0	133	0.00	102	8	6						
Lawnside Provisional	Total	0	3	0.00	3								

County Clerk - DEM

		Registered	Ballots Cast	Turnout (%)	Joseph RIPA	Mohammad KABIR	Rena MARGULIS	Write-In						
Lawnside Emergency Ballots	Total	0	0	0.00										
Lawnside Borough	Total	1671	346	20.71	284	17	7							
Lindenwold Dist 1	Total	547	44	8.04	29	2	6	2						
Lindenwold Dist 2	Total	585	41	7.01	26	2	8							
Lindenwold Dist 3	Total	498	54	10.84	37	5	8							
Lindenwold Dist 4	Total	827	81	9.79	70	6								
Lindenwold Dist 5	Total	647	25	3.86	19	3	2							
Lindenwold Dist 6	Total	813	52	6.40	48	2								
Lindenwold Dist 7	Total	411	17	4.14	14		1							
Lindenwold Dist 8	Total	763	48	6.29	32	5	5							
Lindenwold Dist 9	Total	485	48	9.90	44	3								
Lindenwold Mail-In Ballot	Total	0	274	0.00	223	13	12	1						
Lindenwold Provisional	Total	0	13	0.00	8		1							
Lindenwold Emergency Ballots	Total	0	0	0.00										
Lindenwold Borough	Total	5576	697	12.50	550	41	43	3						
Magnolia Dist 1	Total	420	22	5.24	19	2	1							
Magnolia Dist 2	Total	295	24	8.14	23									
Magnolia Dist 3	Total	345	21	6.09	18	1	1							
Magnolia Dist 4	Total	385	35	9.09	30	3								
Magnolia Mail-In Ballot	Total	0	121	0.00	103	3	7							
Magnolia Provisional	Total	0	2	0.00	2									
Magnolia Emergency Ballots	Total	0	0	0.00										
Magnolia Borough	Total	1445	225	15.57	195	9	9							
Merchantville Dist 1	Total	581	54	9.29	32	5	15							
Merchantville Dist 2	Total	373	43	11.53	27	7	9							
Merchantville Dist 3	Total	346	38	10.98	28	3	6							
Merchantville Mail-In Ballot	Total	0	118	0.00	95	6	9							
Merchantville Provisional	Total	0	6	0.00	4	1								
Merchantville Emergency Ballots	Total	0	0	0.00										
Merchantville Borough	Total	1300	259	19.92	186	22	39							
Mt Ephraim Dist 1	Total	349	34	9.74	28	1	3							
Mt Ephraim Dist 2	Total	425	34	8.00	29	3								
Mt Ephraim Dist 3	Total	372	28	7.53	23		4							
Mt Ephraim Dist 4	Total	384	26	6.77	23	1	1							
Mt. Ephraim Mail-In Ballot	Total	0	142	0.00	126	2	6							
Mt. Ephraim Provisional	Total	0	2	0.00	2									
Mt. Ephraim Emergency Ballots	Total	0	0	0.00										

County Clerk - DEM

		Registered	Ballots Cast	Turnout (%)	Joseph RIPA	Mohammad KABIR	Rena MARGULIS	Write-In						
Mount Ephraim Borough	Total	1530	266	17.39	231	7	14							
Oaklyn Dist 1	Total	363	59	16.25	26	12	20							
Oaklyn Dist 2	Total	394	65	16.50	34	7	19							
Oaklyn Dist 3	Total	349	59	16.91	32	6	15							
Oaklyn Dist 4	Total	321	68	21.18	37	5	24							
Oaklyn Mail-In Ballot	Total	0	104	0.00	73	5	14							
Oaklyn Provisional	Total	0	23	0.00	14	1	6							
Oaklyn Emergency Ballots	Total	0	0	0.00										
Oaklyn Borough	Total	1427	378	26.49	216	36	98							
Pennsauken Dist 1	Total	571	49	8.58	41	5								
Pennsauken Dist 2	Total	881	83	9.42	65	9	4							
Pennsauken Dist 3	Total	516	49	9.50	42	3	2							
Pennsauken Dist 4	Total	799	51	6.38	46	3	1							
Pennsauken Dist 5	Total	369	31	8.40	22	2	5							
Pennsauken Dist 6	Total	534	72	13.48	55	8	6							
Pennsauken Dist 7	Total	624	41	6.57	27	5	6							
Pennsauken Dist 8	Total	485	28	5.77	20	2	5							
Pennsauken Dist 9	Total	439	23	5.24	18	2	2							
Pennsauken Dist 10	Total	464	38	8.19	30	3	4							
Pennsauken Dist 11	Total	471	46	9.77	36	4	6							
Pennsauken Dist 12	Total	460	35	7.61	25	4	3							
Pennsauken Dist 13	Total	380	31	8.16	23	4	1							
Pennsauken Dist 14	Total	607	70	11.53	56	5	2							
Pennsauken Dist 15	Total	676	55	8.14	40	5	7							
Pennsauken Dist 16	Total	434	40	9.22	30	7								
Pennsauken Dist 17	Total	664	57	8.58	47	4	2							
Pennsauken Dist 18	Total	667	55	8.25	39	6	7							
Pennsauken Dist 19	Total	315	23	7.30	16	3	4							
Pennsauken Dist 20	Total	474	63	13.29	50	4	6							
Pennsauken Dist 21	Total	390	53	13.59	40	4	4							
Pennsauken Dist 22	Total	456	72	15.79	52	9	7	1						
Pennsauken Dist 23	Total	430	33	7.67	29		1							
Pennsauken Dist 24	Total	316	16	5.06	15		1							
Pennsauken Mail-In Ballot	Total	0	896	0.00	715	38	44							
Pennsauken Provisional	Total	0	16	0.00	12	2	1							
Pennsauken Emergency Ballots	Total	0	0	0.00										
Pennsauken Twp	Total	12422	2026	16.31	1591	141	131	1						
Pine Hill Dist 1	Total	519	42	8.09	33	3	5							
Pine Hill Dist 2	Total	489	37	7.57	34		1							
Pine Hill Dist 3	Total	539	39	7.24	30	4	2							
Pine Hill Dist 4	Total	696	30	4.31	25	3	1							

County Clerk - DEM

		Registered	Ballots Cast	Turnout (%)	Joseph RIPA	Mohammad KABIR	Rena MARGULIS	Write-In					
Pine Hill Dist 5	Total	567	57	10.05	49	2	2						
Pine Hill Dist 6	Total	500	19	3.80	17		1						
Pine Hill Mail-In Ballot	Total	0	237	0.00	193	12	14						
Pine Hill Provisional	Total	0	8	0.00	7								
Pine Hill Emergency Ballots	Total	0	0	0.00									
Pine Hill Borough	Total	3310	469	14.17	388	24	26						
Pine Valley Dist 1	Total	3	0	0.00									
Pine Valley Mail-In Ballot	Total	0	2	0.00	1		1						
Pine Valley Provisional	Total	0	0	0.00									
Pine Valley Emergency Ballots	Total	0	0	0.00									
Pine Valley Borough	Total	3	2	66.67	1		1						
Runnemedede Dist 1	Total	357	53	14.85	24	7	10						
Runnemedede Dist 2	Total	518	84	16.22	54	5	9						
Runnemedede Dist 3	Total	342	53	15.50	34	2	6						
Runnemedede Dist 4	Total	497	116	23.34	61	11	14						
Runnemedede Dist 5	Total	702	120	17.09	84	6	4						
Runnemedede Dist 6	Total	581	136	23.41	91	4	8						
Runnemedede Mail-In Ballot	Total	0	340	0.00	276	10	25	1					
Runnemedede Provisional	Total	0	15	0.00	10		1						
Runnemedede Emergency Ballots	Total	0	0	0.00									
Runnemedede Borough	Total	2997	917	30.60	634	45	77	1					
Somerdale Dist 1	Total	740	61	8.24	44	5	4						
Somerdale Dist 2	Total	396	30	7.58	21	6	3						
Somerdale Dist 3	Total	462	65	14.07	55	1	3						
Somerdale Dist 4	Total	454	42	9.25	32	3	2						
Somerdale Mail-In Ballot	Total	0	193	0.00	155	9	9						
Somerdale Provisional	Total	0	5	0.00	1	1	1						
Somerdale Emergency Ballots	Total	0	0	0.00									
Somerdale Borough	Total	2052	396	19.30	308	25	22						
Stratford Dist 1	Total	211	28	13.27	19	2	6						
Stratford Dist 2	Total	344	28	8.14	20	3	3						
Stratford Dist 3	Total	368	26	7.07	20		4						
Stratford Dist 4	Total	390	33	8.46	28	1							
Stratford Dist 5	Total	305	13	4.26	12	1							
Stratford Dist 6	Total	344	31	9.01	24		3						
Stratford Mail-In Ballot	Total	0	209	0.00	185	8	7						
Stratford Provisional	Total	0	1	0.00	1								

County Clerk - DEM

		Registered	Ballots Cast	Turnout (%)	Joseph RIPA	Mohammad KABIR	Rena MARGULIS	Write-In						
Stratford Emergency Ballots	Total	0	0	0.00										
Stratford Borough	Total	1962	369	18.81	309	15	23							
Tavistock Dist 1	Total	3	0	0.00										
Tavistock Mail-In Ballot	Total	0	0	0.00										
Tavistock Provisional	Total	0	0	0.00										
Tavistock Emergency Ballots	Total	0	0	0.00										
Tavistock Borough	Total	3	0	0.00										
Voorhees Dist 1	Total	658	34	5.17	22	7	5							
Voorhees Dist 2	Total	551	45	8.17	34	5	4	1						
Voorhees Dist 3	Total	506	33	6.52	26		5							
Voorhees Dist 4	Total	578	43	7.44	32	3	3							
Voorhees Dist 5	Total	616	43	6.98	32	4	5							
Voorhees Dist 6	Total	485	20	4.12	12	4	4							
Voorhees Dist 7	Total	304	22	7.24	19	2	1							
Voorhees Dist 8	Total	710	45	6.34	35	4	6							
Voorhees Dist 9	Total	563	37	6.57	24	5	6							
Voorhees Dist 10	Total	453	47	10.38	37	1	6							
Voorhees Dist 11	Total	370	23	6.22	18	1	2							
Voorhees Dist 12	Total	416	22	5.29	15	3	4							
Voorhees Dist 13	Total	622	42	6.75	34	1	5							
Voorhees Dist 14	Total	387	20	5.17	15		4							
Voorhees Dist 15	Total	453	26	5.74	20	1	3							
Voorhees Dist 16	Total	315	20	6.35	14	2	2							
Voorhees Dist 17	Total	357	69	19.33	57	3	2							
Voorhees Dist 18	Total	429	18	4.20	18									
Voorhees Dist 19	Total	470	31	6.60	29		1							
Voorhees Mail-In Ballot	Total	0	1140	0.00	942	50	71							
Voorhees Provisional	Total	0	39	0.00	30	1	6							
Voorhees Emergency Ballots	Total	0	0	0.00										
Voorhees Twp	Total	9243	1819	19.68	1465	97	145	1						
Waterford Dist 1	Total	363	18	4.96	12	2	2							
Waterford Dist 2	Total	495	19	3.84	12	1	5							
Waterford Dist 3	Total	333	16	4.80	13	1	2							
Waterford Dist 4	Total	317	8	2.52	6		2							
Waterford Dist 5	Total	377	19	5.04	12	2	3							
Waterford Dist 6	Total	202	9	4.46	7		2							
Waterford Dist 7	Total	372	16	4.30	11	3	1							
Waterford Dist 8	Total	248	15	6.05	10	1	1							
Waterford Mail-In Ballot	Total	0	267	0.00	208	15	26							
Waterford Provisional	Total	0	2	0.00	1	1								
Waterford Emergency Ballots	Total	0	0	0.00										

County Clerk - DEM

		Registered	Ballots Cast	Turnout (%)	Joseph RIPA	Mohammad KABIR	Rena MARGULIS	Write-In						
Waterford Twp	Total	2707	389	14.37	292	26	44							
Winslow W1 D1	Total	371	16	4.31	12	2	1							
Winslow W1 D2	Total	397	20	5.04	13	1	5							
Winslow W1 D3	Total	293	10	3.41	6		2							
Winslow W1 D4	Total	581	35	6.02	27	2	1							
Winslow W1 D5	Total	468	33	7.05	28		1							
Winslow W1 D6	Total	384	20	5.21	17		2							
Winslow Ward 1 Mail-In Ballot	Total	0	280	0.00	219	13	26							
Winslow Ward 1 Provisional	Total	0	5	0.00	4									
Winslow W1 Emergency Ballots	Total	0	0	0.00										
Winslow W2 D1	Total	921	66	7.17	55	7	2							
Winslow W2 D2	Total	453	33	7.28	27		3							
Winslow W2 D3	Total	737	64	8.68	48	3	6							
Winslow W2 D4	Total	585	29	4.96	23		2							
Winslow W2 D5	Total	331	19	5.74	14	1	1							
Winslow W2 D6	Total	614	37	6.03	31	4	1							
Winslow Ward 2 Mail-In Ballot	Total	0	235	0.00	204	10	9	1						
Winslow Ward 2 Provisional	Total	0	11	0.00	5	2	3							
Winslow W2 Mail-In Ballot Rejected	Total	0	0	0.00										
Winslow W2 Provisional Rejected	Total	0	0	0.00										
Winslow W2 Emergency Ballots	Total	0	0	0.00										
Winslow W3 D1	Total	875	76	8.69	69	2	1							
Winslow W3 D2	Total	921	47	5.10	41	1	1							
Winslow W3 D3	Total	722	38	5.26	34	2	2							
Winslow W3 D4	Total	712	41	5.76	33	3	3							
Winslow W3 D5	Total	868	75	8.64	60	5	4	1						
Winslow Ward 3 Mail-In Ballot	Total	0	334	0.00	293	14	8							
Winslow Ward 3 Provisional	Total	0	6	0.00	5	1								
Winslow W3 Mail-In Ballot Rejected	Total	0	0	0.00										
Winslow W3 Provisional Rejected	Total	0	0	0.00										
Winslow W3 Emergency Ballots	Total	0	0	0.00										
Winslow W4 D1	Total	376	24	6.38	21	1	2							
Winslow W4 D2	Total	861	63	7.32	47	6	6	2						
Winslow W4 D3	Total	924	38	4.11	27	6	3							
Winslow W4 D4	Total	641	32	4.99	24	5	2							
Winslow W4 D5	Total	805	55	6.83	46	1	2							
Winslow Ward 4 Mail-In Ballot	Total	0	256	0.00	209	5	22							
Winslow Ward 4 Provisional	Total	0	5	0.00	4									
Winslow W4 Mail-In Ballot Rejected	Total	0	0	0.00										
Winslow W4 Provisional Rejected	Total	0	0	0.00										

County Clerk - DEM

		Registered	Ballots Cast	Turnout (%)	Joseph RIPA	Mohammad KABIR	Rena MARGULIS	Write-In						
Winslow W4 Emergency Ballots	Total	0	0	0.00										
Winslow Twp	Total	13840	2003	14.47	1646	97	121	4						
Woodlynne Dist 1	Total	506	108	21.34	69	14	8							
Woodlynne Dist 2	Total	406	99	24.38	49	18	9							
Woodlynne Mail-In Ballot	Total	0	34	0.00	24	3	2							
Woodlynne Provisional	Total	0	7	0.00	3									
Woodlynne Emergency Ballots	Total	0	0	0.00										
Woodlynne Borough	Total	912	248	27.19	145	35	19							
Total - TC-Election Day		168047	17115	10.18	11321	1880	2555	15						
Total - TC-Emergency		168047	0	0.00										
Total - TC-Mail-In Ballot		168047	16301	9.70	13046	637	1265	9						
Total - TC-Provisional		168047	554	0.33	334	46	77							
Total - TC-Rejected Ballots		168047	0	0.00										
Contest Total		168047	33970	20.21	24701	2563	3897	24						

Board of Chosen Freeholders UNEX - DEM

		Registered	Ballots Cast	Turnout (%)	Melinda KANE	Kyle NASH	Write-In							
Audubon Boro Dist 1	Total	345	45	13.04	31	13								
Audubon Boro Dist 2	Total	241	20	8.30	10	8								
Audubon Boro Dist 3	Total	462	35	7.58	25	8								
Audubon Boro Dist 4	Total	261	28	10.73	18	8	1							
Audubon Boro Dist 5	Total	398	24	6.03	18	2								
Audubon Boro Dist 6	Total	475	25	5.26	13	11								
Audubon Boro Dist 7	Total	301	17	5.65	10	6								
Audubon Boro Dist 8	Total	384	28	7.29	20	8								
Audubon Boro Mail-In Ballot	Total	0	295	0.00	238	37								
Audubon Boro Provisional	Total	0	5	0.00	1	2								
Audubon Boro Emergency Ballots	Total	0	0	0.00										
Audubon Borough	Total	2867	522	18.21	384	103	1							
Audubon Park Dist 1	Total	437	52	11.90	35	10								
Audubon Park Mail-In Ballot	Total	0	28	0.00	22	5								
Audubon Park Provisional	Total	0	0	0.00										
Audubon Park Emergency Ballots	Total	0	0	0.00										
Audubon Park Borough	Total	437	80	18.31	57	15								
Barrington Dist 1	Total	471	38	8.07	22	9								
Barrington Dist 2	Total	367	23	6.27	18	5								
Barrington Dist 3	Total	429	32	7.46	23	8								
Barrington Dist 4	Total	622	46	7.40	30	9								
Barrington Dist 5	Total	240	25	10.42	19	5								
Barrington Mail-In Ballot	Total	0	219	0.00	175	31								
Barrington Provisional	Total	0	5	0.00	3	1								
Barrington Emergency Ballots	Total	0	0	0.00										
Barrington Borough	Total	2129	388	18.22	290	68								
Bellmawr Dist 1	Total	674	32	4.75	26	2								
Bellmawr Dist 2	Total	638	39	6.11	18	6								
Bellmawr Dist 3	Total	525	23	4.38	15	6								
Bellmawr Dist 4	Total	573	60	10.47	35	6								
Bellmawr Dist 5	Total	470	13	2.77	12	1								
Bellmawr Dist 6	Total	546	17	3.11	13									
Bellmawr Dist 7	Total	454	19	4.19	10	4	1							
Bellmawr Mail-In Ballot	Total	0	388	0.00	310	29	1							
Bellmawr Provisional	Total	0	4	0.00	1	2								
Bellmawr Emergency Ballots	Total	0	0	0.00										
Bellmawr Borough	Total	3880	595	15.34	440	56	2							
Berlin Boro Dist 1	Total	294	12	4.08	5	6								

Board of Chosen Freeholders UNEX - DEM

		Registered	Ballots Cast	Turnout (%)	Melinda KANE	Kyle NASH	Write-In						
Berlin Boro Dist 2	Total	397	17	4.28	15	2							
Berlin Boro Dist 3	Total	464	29	6.25	23	3							
Berlin Boro Dist 4	Total	390	10	2.56	6	2							
Berlin Boro Dist 5	Total	219	15	6.85	13	2							
Berlin Boro Mail-In Ballot	Total	0	217	0.00	161	31							
Berlin Boro Provisional	Total	0	2	0.00	1	1							
Berlin Boro Emergency Ballots	Total	0	0	0.00									
Berlin Borough	Total	1764	302	17.12	224	47							
Berlin Twp Dist 1	Total	652	53	8.13	46	5							
Berlin Twp Dist 2	Total	292	30	10.27	19	6							
Berlin Twp Dist 3	Total	245	27	11.02	20	3							
Berlin Twp Dist 4	Total	545	26	4.77	17	5							
Berlin Twp Mail-In Ballot	Total	0	239	0.00	182	34	1						
Berlin Twp Provisional	Total	0	6	0.00	5	1							
Berlin Twp Emergency Ballots	Total	0	0	0.00									
Berlin Township	Total	1734	381	21.97	289	54	1						
Brooklawn Dist 1	Total	548	41	7.48	30	6							
Brooklawn Mail-In Ballot	Total	0	53	0.00	41	6							
Brooklawn Provisional	Total	0	0	0.00									
Brooklawn Emergency Ballots	Total	0	0	0.00									
Brooklawn Borough	Total	548	94	17.15	71	12							
Camden City W1 D1	Total	358	39	10.89	20	8							
Camden City W1 D2	Total	760	117	15.39	77	16							
Camden City W1 D3	Total	566	58	10.25	42	13							
Camden City W1 D4	Total	454	46	10.13	23	7							
Camden City W1 D5	Total	645	72	11.16	40	23							
Camden City W1 D6	Total	675	52	7.70	27	13							
Camden City W1 D7	Total	407	29	7.13	18	6							
Camden City W1 D8	Total	568	94	16.55	59	23							
Camden City W1 D9	Total	796	70	8.79	34	20							
Camden City W1 D10	Total	481	50	10.40	21	19							
Camden City Ward 1 Mail-In Ballot	Total	0	349	0.00	256	45	1						
Camden City Ward 1 Provisional	Total	0	15	0.00	6	4							
Camden City W1 Emergency Ballots	Total	0	0	0.00									
Camden City W2 D1	Total	422	55	13.03	28	17							
Camden City W2 D2	Total	557	64	11.49	39	15							
Camden City W2 D3	Total	660	130	19.70	76	33							
Camden City W2 D4	Total	383	55	14.36	36	9							
Camden City W2 D5	Total	467	54	11.56	30	18							
Camden City W2 D6	Total	825	121	14.67	83	24							

Board of Chosen Freeholders UNEX - DEM

		Registered	Ballots Cast	Turnout (%)	Melinda KANE	Kyle NASH	Write-In							
Camden City W2 D7	Total	641	92	14.35	57	17								
Camden City W2 D8	Total	872	89	10.21	62	13								
Camden City W2 D9	Total	843	74	8.78	55	8								
Camden City W2 D10	Total	405	40	9.88	22	11								
Camden City W2 D11	Total	396	48	12.12	29	9								
Camden City Ward 2 Mail-In Ballot	Total	0	400	0.00	313	41								
Camden City Ward 2 Provisional	Total	0	30	0.00	13	11								
Camden City W2 Emergency Ballots	Total	0	0	0.00										
Camden City W3 D1	Total	441	36	8.16	31	1								
Camden City W3 D2	Total	715	80	11.19	52	17	1							
Camden City W3 D3	Total	515	74	14.37	63	4								
Camden City W3 D4	Total	575	34	5.91	24	7								
Camden City W3 D5	Total	451	43	9.53	31	4								
Camden City W3 D6	Total	639	70	10.95	44	20	1							
Camden City W3 D7	Total	594	65	10.94	40	19								
Camden City W3 D8	Total	630	61	9.68	47	10								
Camden City W3 D9	Total	744	95	12.77	70	11								
Camden City Ward 3 Mail-In Ballot	Total	0	341	0.00	259	39								
Camden City Ward 3 Provisional	Total	0	15	0.00	12	1								
Camden City W3 Emergency Ballots	Total	0	0	0.00										
Camden City W4 D1	Total	476	57	11.97	45	5								
Camden City W4 D2	Total	498	38	7.63	29	2								
Camden City W4 D3	Total	590	96	16.27	81	1								
Camden City W4 D4	Total	618	74	11.97	52	13								
Camden City W4 D5	Total	494	47	9.51	38	4								
Camden City W4 D6	Total	569	37	6.50	26	4								
Camden City W4 D7	Total	544	42	7.72	34	5								
Camden City W4 D8	Total	573	42	7.33	30	4								
Camden City W4 D9	Total	560	55	9.82	36	11								
Camden City W4 D10	Total	562	49	8.72	29	15	1							
Camden City Ward 4 Mail-In Ballot	Total	0	268	0.00	197	30	1							
Camden City Ward 4 Provisional	Total	0	11	0.00	10									
Camden City W4 Emergency Ballots	Total	0	0	0.00										
Camden City	Total	22969	3973	17.30	2746	650	5							
Cherry Hill Dist 1	Total	457	77	16.85	52	17								
Cherry Hill Dist 2	Total	520	56	10.77	34	16								
Cherry Hill Dist 3	Total	451	32	7.10	24	6								
Cherry Hill Dist 4	Total	517	35	6.77	24	10								
Cherry Hill Dist 5	Total	538	67	12.45	46	18								
Cherry Hill Dist 6	Total	381	38	9.97	30	4								
Cherry Hill Dist 7	Total	475	40	8.42	30	10								

Board of Chosen Freeholders UNEX - DEM

		Registered	Ballots Cast	Turnout (%)	Melinda KANE	Kyle NASH	Write-In							
Cherry Hill Dist 8	Total	434	49	11.29	35	13								
Cherry Hill Dist 9	Total	792	70	8.84	47	19								
Cherry Hill Dist 10	Total	321	45	14.02	37	6								
Cherry Hill Dist 11	Total	528	88	16.67	58	25								
Cherry Hill Dist 12	Total	513	59	11.50	40	15								
Cherry Hill Dist 13	Total	386	47	12.18	32	12								
Cherry Hill Dist 14	Total	344	46	13.37	39	5								
Cherry Hill Dist 15	Total	600	56	9.33	37	17								
Cherry Hill Dist 16	Total	386	41	10.62	30	8								
Cherry Hill Dist 17	Total	565	67	11.86	40	23								
Cherry Hill Dist 18	Total	401	35	8.73	29	5								
Cherry Hill Dist 19	Total	501	85	16.97	62	19								
Cherry Hill Dist 20	Total	921	123	13.36	78	33								
Cherry Hill Dist 21	Total	546	72	13.19	42	28								
Cherry Hill Dist 22	Total	432	60	13.89	39	15								
Cherry Hill Dist 23	Total	618	61	9.87	47	12								
Cherry Hill Dist 24	Total	540	62	11.48	52	7								
Cherry Hill Dist 25	Total	434	62	14.29	44	17								
Cherry Hill Dist 26	Total	670	88	13.13	60	24								
Cherry Hill Dist 27	Total	486	76	15.64	63	11								
Cherry Hill Dist 28	Total	633	73	11.53	54	14								
Cherry Hill Dist 29	Total	630	72	11.43	43	23								
Cherry Hill Dist 30	Total	397	81	20.40	72	6	1							
Cherry Hill Dist 31	Total	761	77	10.12	61	13								
Cherry Hill Dist 32	Total	427	38	8.90	26	9								
Cherry Hill Dist 33	Total	586	63	10.75	40	19								
Cherry Hill Dist 34	Total	506	53	10.47	43	6								
Cherry Hill Dist 35	Total	430	46	10.70	20	24								
Cherry Hill Dist 36	Total	555	63	11.35	50	6								
Cherry Hill Dist 37	Total	528	79	14.96	62	11								
Cherry Hill Dist 38	Total	472	74	15.68	58	13								
Cherry Hill Dist 39	Total	616	75	12.18	58	15								
Cherry Hill Dist 40	Total	413	55	13.32	42	11								
Cherry Hill Dist 41	Total	374	39	10.43	31	7								
Cherry Hill Dist 42	Total	279	24	8.60	13	10								
Cherry Hill Dist 43	Total	416	52	12.50	39	10								
Cherry Hill Dist 44	Total	640	72	11.25	55	12								
Cherry Hill Dist 45	Total	812	87	10.71	67	19								
Cherry Hill Dist 46	Total	438	45	10.27	33	7								
Cherry Hill Dist 47	Total	580	78	13.45	64	9								
Cherry Hill Dist 48	Total	290	25	8.62	16	8								
Cherry Hill Mail-In Ballot	Total	0	3542	0.00	2798	551	4							
Cherry Hill Provisional	Total	0	111	0.00	85	19								
Cherry Hill Emergency Ballots	Total	0	0	0.00										
Cherry Hill Twp	Total	24540	6561	26.74	4981	1217	5							
Chesilhurst Dist 1	Total	633	170	26.86	94	24								
Chesilhurst Mail-In Ballot	Total	0	77	0.00	51	9								
Chesilhurst Provisional	Total	0	2	0.00										

Board of Chosen Freeholders UNEX - DEM

		Registered	Ballots Cast	Turnout (%)	Melinda KANE	Kyle NASH	Write-In							
Chesilhurst Emergency Ballots	Total	0	0	0.00										
Chesilhurst Borough	Total	633	249	39.34	145	33								
Clementon Dist 1	Total	385	22	5.71	18	3								
Clementon Dist 2	Total	427	24	5.62	18	3								
Clementon Dist 3	Total	577	34	5.89	27	2								
Clementon Mail-In Ballot	Total	0	110	0.00	85	17								
Clementon Provisional	Total	0	4	0.00	3	1								
Clementon Emergency Ballots	Total	0	0	0.00										
Clementon Borough	Total	1389	194	13.97	151	26								
Collingswood Dist 1	Total	381	108	28.35	44	58								
Collingswood Dist 2	Total	634	187	29.50	86	83								
Collingswood Dist 3	Total	347	69	19.88	32	33								
Collingswood Dist 4	Total	499	110	22.04	41	63								
Collingswood Dist 5	Total	588	71	12.07	51	15								
Collingswood Dist 6	Total	365	107	29.32	43	60								
Collingswood Dist 7	Total	525	119	22.67	43	74								
Collingswood Dist 8	Total	445	109	24.49	31	69								
Collingswood Dist 9	Total	713	172	24.12	87	79								
Collingswood Dist 10	Total	436	80	18.35	32	42								
Collingswood Dist 11	Total	484	110	22.73	42	67								
Collingswood Dist 12	Total	358	97	27.09	44	47								
Collingswood Mail-In Ballot	Total	0	614	0.00	382	206	1							
Collingswood Provisional	Total	0	41	0.00	14	22								
Collingswood Emergency Ballots	Total	0	0	0.00										
Collingswood Borough	Total	5775	1994	34.53	972	918	1							
Gibbsboro Dist 1	Total	368	27	7.34	20	4								
Gibbsboro Dist 2	Total	310	26	8.39	20	1								
Gibbsboro Mail-In Ballot	Total	0	76	0.00	55	16								
Gibbsboro Provisional	Total	0	0	0.00										
Gibbsboro Emergency Ballots	Total	0	0	0.00										
Gibbsboro Borough	Total	678	129	19.03	95	21								
Gloucester City W1 D1	Total	356	24	6.74	17	2								
Gloucester City W1 D2	Total	364	27	7.42	18	6								
Gloucester City W1 D3	Total	323	32	9.91	21	5								
Gloucester City Ward 1 Mail-In Ballot	Total	0	70	0.00	54	8								
Gloucester City Ward 1 Provisional	Total	0	3	0.00	2	1								

Board of Chosen Freeholders UNEX - DEM

		Registered	Ballots Cast	Turnout (%)	Melinda KANE	Kyle NASH	Write-In						
Gloucester City W1 Emergency Ballots	Total	0	0	0.00									
Gloucester City W2 D1	Total	324	16	4.94	14	1							
Gloucester City W2 D2	Total	426	34	7.98	24	5							
Gloucester City W2 D3	Total	458	20	4.37	15	3							
Gloucester City Ward 2 Mail- In Ballot	Total	0	103	0.00	78	17							
Gloucester City Ward 2 Provisional	Total	0	1	0.00		1							
Gloucester City W2 Emergency Ballots	Total	0	0	0.00									
Gloucester City W3 D1	Total	480	17	3.54	13	4							
Gloucester City W3 D2	Total	496	23	4.64	18	3							
Gloucester City Ward 3 Mail- In Ballot	Total	0	88	0.00	62	17							
Gloucester City Ward 3 Provisional	Total	0	3	0.00	1	1							
Gloucester City W3 Emergency Ballots	Total	0	0	0.00									
Gloucester City	Total	3227	461	14.29	337	74							
Gloucester Twp Dist 1	Total	281	31	11.03	17	11							
Gloucester Twp Dist 2	Total	316	38	12.03	20	13							
Gloucester Twp Dist 3	Total	315	20	6.35	10	7							
Gloucester Twp Dist 4	Total	443	79	17.83	42	28							
Gloucester Twp Dist 5	Total	556	52	9.35	34	14							
Gloucester Twp Dist 6	Total	611	35	5.73	15	14							
Gloucester Twp Dist 7	Total	430	59	13.72	31	20	1						
Gloucester Twp Dist 8	Total	582	43	7.39	29	9							
Gloucester Twp Dist 9	Total	529	43	8.13	33	7							
Gloucester Twp Dist 10	Total	402	38	9.45	18	12							
Gloucester Twp Dist 11	Total	417	32	7.67	18	8							
Gloucester Twp Dist 12	Total	539	73	13.54	47	19							
Gloucester Twp Dist 13	Total	737	38	5.16	24	8							
Gloucester Twp Dist 14	Total	683	64	9.37	50	8							
Gloucester Twp Dist 15	Total	534	83	15.54	45	28							
Gloucester Twp Dist 16	Total	445	46	10.34	28	17							
Gloucester Twp Dist 17	Total	982	53	5.40	29	16							
Gloucester Twp Dist 18	Total	673	41	6.09	32	6							
Gloucester Twp Dist 19	Total	634	47	7.41	38	8							
Gloucester Twp Dist 20	Total	581	55	9.47	34	15							
Gloucester Twp Dist 21	Total	288	18	6.25	11	2	1						
Gloucester Twp Dist 22	Total	428	38	8.88	28	7							
Gloucester Twp Dist 23	Total	657	60	9.13	43	15							
Gloucester Twp Dist 24	Total	506	45	8.89	28	14							
Gloucester Twp Dist 25	Total	496	59	11.90	34	13							
Gloucester Twp Dist 26	Total	384	30	7.81	16	12							
Gloucester Twp Dist 27	Total	397	39	9.82	27	6							
Gloucester Twp Dist 28	Total	597	26	4.36	19	6							
Gloucester Twp Dist 29	Total	589	47	7.98	36	9							
Gloucester Twp Dist 30	Total	534	50	9.36	34	12							

Board of Chosen Freeholders UNEX - DEM

		Registered	Ballots Cast	Turnout (%)	Melinda KANE	Kyle NASH	Write-In						
Gloucester Twp Dist 31	Total	383	34	8.88	15	15							
Gloucester Twp Dist 32	Total	596	48	8.05	33	10							
Gloucester Twp Dist 33	Total	660	55	8.33	42	11							
Gloucester Twp Dist 34	Total	459	30	6.54	24	5							
Gloucester Twp Dist 35	Total	729	55	7.54	36	11							
Gloucester Twp Dist 36	Total	432	63	14.58	40	16							
Gloucester Twp Dist 37	Total	275	24	8.73	21	2							
Gloucester Twp Dist 38	Total	278	30	10.79	24	4							
Gloucester Twp Dist 39	Total	247	7	2.83	5	1							
Gloucester Twp Dist 40	Total	535	51	9.53	32	15							
Gloucester Twp Mail-In Ballot	Total	0	2047	0.00	1607	297							
Gloucester Twp Provisional	Total	0	49	0.00	28	16							
Gloucester Twp Emergency Ballots	Total	0	0	0.00									
Gloucester Twp	Total	20160	3875	19.22	2777	767	2						
Haddon Twp Dist 1	Total	394	65	16.50	24	38							
Haddon Twp Dist 2	Total	325	70	21.54	32	35							
Haddon Twp Dist 3	Total	538	132	24.54	69	56							
Haddon Twp Dist 4	Total	329	46	13.98	24	20							
Haddon Twp Dist 5	Total	257	44	17.12	25	18							
Haddon Twp Dist 6	Total	293	64	21.84	47	9	1						
Haddon Twp Dist 7	Total	331	85	25.68	41	40	1						
Haddon Twp Dist 8	Total	423	62	14.66	34	20							
Haddon Twp Dist 9	Total	290	61	21.03	27	33							
Haddon Twp Dist 10	Total	316	61	19.30	35	22	1						
Haddon Twp Dist 11	Total	410	101	24.63	57	37	1						
Haddon Twp Dist 12	Total	554	110	19.86	57	47							
Haddon Twp Dist 13	Total	295	61	20.68	32	29							
Haddon Twp Dist 14	Total	338	85	25.15	39	36	3						
Haddon Twp Dist 15	Total	341	61	17.89	51	9							
Haddon Twp Mail-In Ballot	Total	0	586	0.00	426	129							
Haddon Twp Provisional	Total	0	44	0.00	22	20							
Haddon Twp Emergency Ballots	Total	0	0	0.00									
Haddon Twp	Total	5434	1738	31.98	1042	598	7						
Haddonfield Dist 1	Total	474	39	8.23	31	6							
Haddonfield Dist 2	Total	629	69	10.97	42	19	1						
Haddonfield Dist 3	Total	412	45	10.92	32	11							
Haddonfield Dist 4	Total	244	19	7.79	12	5							
Haddonfield Dist 5	Total	212	12	5.66	6	6							
Haddonfield Dist 6	Total	394	37	9.39	19	14							
Haddonfield Dist 7	Total	433	28	6.47	24	3							
Haddonfield Dist 8	Total	446	59	13.23	33	19	1						
Haddonfield Dist 9	Total	495	53	10.71	33	17							
Haddonfield Dist 10	Total	299	39	13.04	24	12							
Haddonfield Mail-In Ballot	Total	0	523	0.00	377	108	1						

Board of Chosen Freeholders UNEX - DEM

		Registered	Ballots Cast	Turnout (%)	Melinda KANE	Kyle NASH	Write-In							
Haddonfield Provisional	Total	0	24	0.00	12	11								
Haddonfield Emergency Ballots	Total	0	0	0.00										
Haddonfield Borough	Total	4038	947	23.45	645	231	3							
Haddon Heights Dist 1	Total	318	28	8.81	18	8								
Haddon Heights Dist 2	Total	333	34	10.21	25	7								
Haddon Heights Dist 3	Total	420	38	9.05	27	7								
Haddon Heights Dist 4	Total	285	18	6.32	15	1								
Haddon Heights Dist 5	Total	419	39	9.31	25	13								
Haddon Heights Dist 6	Total	398	46	11.56	33	12								
Haddon Heights Dist 7	Total	384	38	9.90	33	4								
Haddon Heights Mail-In Ballot	Total	0	283	0.00	224	41								
Haddon Heights Provisional	Total	0	10	0.00	6	2								
Haddon Heights Emergency Ballots	Total	0	0	0.00										
Haddon Heights Borough	Total	2557	534	20.88	406	95								
Hi-Nella Dist 1	Total	288	31	10.76	21	6								
Hi Nella Mail-In Ballot	Total	0	22	0.00	14	3								
Hi Nella Provisional	Total	0	0	0.00										
Hi Nella Emergency Ballots	Total	0	0	0.00										
Hi-Nella Borough	Total	288	53	18.40	35	9								
Laurel Springs Dist 1	Total	337	23	6.82	14	4								
Laurel Springs Dist 2	Total	263	20	7.60	16	2								
Laurel Springs Mail-In Ballot	Total	0	48	0.00	40	6								
Laurel Springs Provisional	Total	0	0	0.00										
Laurel Springs Emergency Ballots	Total	0	0	0.00										
Laurel Springs Borough	Total	600	91	15.17	70	12								
Lawnside Dist 1	Total	813	95	11.69	71	4								
Lawnside Dist 2	Total	858	115	13.40	98	4	1							
Lawnside Mail-In Ballot	Total	0	133	0.00	100	15								
Lawnside Provisional	Total	0	3	0.00	3									
Lawnside Emergency Ballots	Total	0	0	0.00										
Lawnside Borough	Total	1671	346	20.71	272	23	1							
Lindenwold Dist 1	Total	547	44	8.04	25	10	2							
Lindenwold Dist 2	Total	585	41	7.01	26	8	1							
Lindenwold Dist 3	Total	498	54	10.84	41	9								
Lindenwold Dist 4	Total	827	81	9.79	67	7								

Board of Chosen Freeholders UNEX - DEM

		Registered	Ballots Cast	Turnout (%)	Melinda KANE	Kyle NASH	Write-In							
Lindenwold Dist 5	Total	647	25	3.86	20	3								
Lindenwold Dist 6	Total	813	52	6.40	49	1								
Lindenwold Dist 7	Total	411	17	4.14	13	1								
Lindenwold Dist 8	Total	763	48	6.29	39	4								
Lindenwold Dist 9	Total	485	48	9.90	43	2								
Lindenwold Mail-In Ballot	Total	0	274	0.00	210	33	1							
Lindenwold Provisional	Total	0	13	0.00	8	3								
Lindenwold Emergency Ballots	Total	0	0	0.00										
Lindenwold Borough	Total	5576	697	12.50	541	81	4							
Magnolia Dist 1	Total	420	22	5.24	20	2								
Magnolia Dist 2	Total	295	24	8.14	23									
Magnolia Dist 3	Total	345	21	6.09	17	2								
Magnolia Dist 4	Total	385	35	9.09	29	3								
Magnolia Mail-In Ballot	Total	0	121	0.00	93	12								
Magnolia Provisional	Total	0	2	0.00	2									
Magnolia Emergency Ballots	Total	0	0	0.00										
Magnolia Borough	Total	1445	225	15.57	184	19								
Merchantville Dist 1	Total	581	54	9.29	35	17								
Merchantville Dist 2	Total	373	43	11.53	32	11								
Merchantville Dist 3	Total	346	38	10.98	28	9								
Merchantville Mail-In Ballot	Total	0	118	0.00	92	19								
Merchantville Provisional	Total	0	6	0.00	4	2								
Merchantville Emergency Ballots	Total	0	0	0.00										
Merchantville Borough	Total	1300	259	19.92	191	58								
Mt Ephraim Dist 1	Total	349	34	9.74	25	4								
Mt Ephraim Dist 2	Total	425	34	8.00	29	3								
Mt Ephraim Dist 3	Total	372	28	7.53	20	8								
Mt Ephraim Dist 4	Total	384	26	6.77	19	7								
Mt. Ephraim Mail-In Ballot	Total	0	142	0.00	119	18								
Mt. Ephraim Provisional	Total	0	2	0.00	1									
Mt. Ephraim Emergency Ballots	Total	0	0	0.00										
Mount Ephraim Borough	Total	1530	266	17.39	213	40								
Oaklyn Dist 1	Total	363	59	16.25	24	34								
Oaklyn Dist 2	Total	394	65	16.50	38	22								
Oaklyn Dist 3	Total	349	59	16.91	34	20								
Oaklyn Dist 4	Total	321	68	21.18	35	24								
Oaklyn Mail-In Ballot	Total	0	104	0.00	65	27								
Oaklyn Provisional	Total	0	23	0.00	14	9								

Board of Chosen Freeholders UNEX - DEM

		Registered	Ballots Cast	Turnout (%)	Melinda KANE	Kyle NASH	Write-In						
Oaklyn Emergency Ballots	Total	0	0	0.00									
Oaklyn Borough	Total	1427	378	26.49	210	136							
Pennsauken Dist 1	Total	571	49	8.58	38	6							
Pennsauken Dist 2	Total	881	83	9.42	64	10							
Pennsauken Dist 3	Total	516	49	9.50	43	2							
Pennsauken Dist 4	Total	799	51	6.38	44	4							
Pennsauken Dist 5	Total	369	31	8.40	26	4							
Pennsauken Dist 6	Total	534	72	13.48	55	9							
Pennsauken Dist 7	Total	624	41	6.57	30	10							
Pennsauken Dist 8	Total	485	28	5.77	20	7							
Pennsauken Dist 9	Total	439	23	5.24	17	4							
Pennsauken Dist 10	Total	464	38	8.19	28	3							
Pennsauken Dist 11	Total	471	46	9.77	37	9							
Pennsauken Dist 12	Total	460	35	7.61	26	6							
Pennsauken Dist 13	Total	380	31	8.16	26	3							
Pennsauken Dist 14	Total	607	70	11.53	57	6							
Pennsauken Dist 15	Total	676	55	8.14	36	12							
Pennsauken Dist 16	Total	434	40	9.22	30	6							
Pennsauken Dist 17	Total	664	57	8.58	43	9							
Pennsauken Dist 18	Total	667	55	8.25	38	15							
Pennsauken Dist 19	Total	315	23	7.30	19	4							
Pennsauken Dist 20	Total	474	63	13.29	51	7							
Pennsauken Dist 21	Total	390	53	13.59	38	6							
Pennsauken Dist 22	Total	456	72	15.79	59	9	1						
Pennsauken Dist 23	Total	430	33	7.67	31	2							
Pennsauken Dist 24	Total	316	16	5.06	15								
Pennsauken Mail-In Ballot	Total	0	896	0.00	712	111							
Pennsauken Provisional	Total	0	16	0.00	14	1							
Pennsauken Emergency Ballots	Total	0	0	0.00									
Pennsauken Twp	Total	12422	2026	16.31	1597	265	1						
Pine Hill Dist 1	Total	519	42	8.09	36	3							
Pine Hill Dist 2	Total	489	37	7.57	29	3							
Pine Hill Dist 3	Total	539	39	7.24	30	4							
Pine Hill Dist 4	Total	696	30	4.31	26	3							
Pine Hill Dist 5	Total	567	57	10.05	44	4							
Pine Hill Dist 6	Total	500	19	3.80	16	1							
Pine Hill Mail-In Ballot	Total	0	237	0.00	189	29							
Pine Hill Provisional	Total	0	8	0.00	7								
Pine Hill Emergency Ballots	Total	0	0	0.00									
Pine Hill Borough	Total	3310	469	14.17	377	47							
Pine Valley Dist 1	Total	3	0	0.00									
Pine Valley Mail-In Ballot	Total	0	2	0.00	2								

Board of Chosen Freeholders UNEX - DEM

		Registered	Ballots Cast	Turnout (%)	Melinda KANE	Kyle NASH	Write-In						
Pine Valley Provisional	Total	0	0	0.00									
Pine Valley Emergency Ballots	Total	0	0	0.00									
Pine Valley Borough	Total	3	2	66.67	2								
Runnemede Dist 1	Total	357	53	14.85	17	19							
Runnemede Dist 2	Total	518	84	16.22	50	15							
Runnemede Dist 3	Total	342	53	15.50	32	6							
Runnemede Dist 4	Total	497	116	23.34	52	31							
Runnemede Dist 5	Total	702	120	17.09	78	15							
Runnemede Dist 6	Total	581	136	23.41	75	17							
Runnemede Mail-In Ballot	Total	0	340	0.00	243	51	1						
Runnemede Provisional	Total	0	15	0.00	9	2							
Runnemede Emergency Ballots	Total	0	0	0.00									
Runnemede Borough	Total	2997	917	30.60	556	156	1						
Somerdale Dist 1	Total	740	61	8.24	42	10	1						
Somerdale Dist 2	Total	396	30	7.58	20	10							
Somerdale Dist 3	Total	462	65	14.07	53	6							
Somerdale Dist 4	Total	454	42	9.25	34	3							
Somerdale Mail-In Ballot	Total	0	193	0.00	153	26							
Somerdale Provisional	Total	0	5	0.00	3	2							
Somerdale Emergency Ballots	Total	0	0	0.00									
Somerdale Borough	Total	2052	396	19.30	305	57	1						
Stratford Dist 1	Total	211	28	13.27	22	2							
Stratford Dist 2	Total	344	28	8.14	15	9							
Stratford Dist 3	Total	368	26	7.07	19	3							
Stratford Dist 4	Total	390	33	8.46	29	2							
Stratford Dist 5	Total	305	13	4.26	13								
Stratford Dist 6	Total	344	31	9.01	26	1							
Stratford Mail-In Ballot	Total	0	209	0.00	175	20							
Stratford Provisional	Total	0	1	0.00	1								
Stratford Emergency Ballots	Total	0	0	0.00									
Stratford Borough	Total	1962	369	18.81	300	37							
Tavistock Dist 1	Total	3	0	0.00									
Tavistock Mail-In Ballot	Total	0	0	0.00									
Tavistock Provisional	Total	0	0	0.00									
Tavistock Emergency Ballots	Total	0	0	0.00									
Tavistock Borough	Total	3	0	0.00									

Board of Chosen Freeholders UNEX - DEM

		Registered	Ballots Cast	Turnout (%)	Melinda KANE	Kyle NASH	Write-In						
Voorhees Dist 1	Total	658	34	5.17	23	9							
Voorhees Dist 2	Total	551	45	8.17	31	8							
Voorhees Dist 3	Total	506	33	6.52	27	5							
Voorhees Dist 4	Total	578	43	7.44	31	4							
Voorhees Dist 5	Total	616	43	6.98	33	6	1						
Voorhees Dist 6	Total	485	20	4.12	13	7							
Voorhees Dist 7	Total	304	22	7.24	19	3							
Voorhees Dist 8	Total	710	45	6.34	33	10							
Voorhees Dist 9	Total	563	37	6.57	31	5							
Voorhees Dist 10	Total	453	47	10.38	34	11							
Voorhees Dist 11	Total	370	23	6.22	20	2							
Voorhees Dist 12	Total	416	22	5.29	15	6							
Voorhees Dist 13	Total	622	42	6.75	33	6							
Voorhees Dist 14	Total	387	20	5.17	16	2							
Voorhees Dist 15	Total	453	26	5.74	21	5							
Voorhees Dist 16	Total	315	20	6.35	16	3							
Voorhees Dist 17	Total	357	69	19.33	59	4							
Voorhees Dist 18	Total	429	18	4.20	15	2							
Voorhees Dist 19	Total	470	31	6.60	29	1							
Voorhees Mail-In Ballot	Total	0	1140	0.00	921	147							
Voorhees Provisional	Total	0	39	0.00	31	5							
Voorhees Emergency Ballots	Total	0	0	0.00									
Voorhees Twp	Total	9243	1819	19.68	1451	251	1						
Waterford Dist 1	Total	363	18	4.96	14	2							
Waterford Dist 2	Total	495	19	3.84	12	5							
Waterford Dist 3	Total	333	16	4.80	13	2							
Waterford Dist 4	Total	317	8	2.52	5	2							
Waterford Dist 5	Total	377	19	5.04	11	4							
Waterford Dist 6	Total	202	9	4.46	2	5							
Waterford Dist 7	Total	372	16	4.30	13	3							
Waterford Dist 8	Total	248	15	6.05	10	2							
Waterford Mail-In Ballot	Total	0	267	0.00	193	51							
Waterford Provisional	Total	0	2	0.00	2								
Waterford Emergency Ballots	Total	0	0	0.00									
Waterford Twp	Total	2707	389	14.37	275	76							
Winslow W1 D1	Total	371	16	4.31	12	2							
Winslow W1 D2	Total	397	20	5.04	11	6							
Winslow W1 D3	Total	293	10	3.41	5	3							
Winslow W1 D4	Total	581	35	6.02	24	3							
Winslow W1 D5	Total	468	33	7.05	27	3							
Winslow W1 D6	Total	384	20	5.21	17	2							
Winslow Ward 1 Mail-In Ballot	Total	0	280	0.00	220	38	1						
Winslow Ward 1 Provisional	Total	0	5	0.00	2	2							
Winslow W1 Emergency Ballots	Total	0	0	0.00									

Board of Chosen Freeholders UNEX - DEM

		Registered	Ballots Cast	Turnout (%)	Melinda KANE	Kyle NASH	Write-In							
Winslow W2 D1	Total	921	66	7.17	57	8								
Winslow W2 D2	Total	453	33	7.28	26	4	2							
Winslow W2 D3	Total	737	64	8.68	56	4								
Winslow W2 D4	Total	585	29	4.96	24	1	1							
Winslow W2 D5	Total	331	19	5.74	15									
Winslow W2 D6	Total	614	37	6.03	29	6								
Winslow Ward 2 Mail-In Ballot	Total	0	235	0.00	195	23	1							
Winslow Ward 2 Provisional	Total	0	11	0.00	4	6								
Winslow W2 Mail-In Ballot Rejected	Total	0	0	0.00										
Winslow W2 Provisional Rejected	Total	0	0	0.00										
Winslow W2 Emergency Ballots	Total	0	0	0.00										
Winslow W3 D1	Total	875	76	8.69	72	3								
Winslow W3 D2	Total	921	47	5.10	42	2								
Winslow W3 D3	Total	722	38	5.26	38									
Winslow W3 D4	Total	712	41	5.76	36	2								
Winslow W3 D5	Total	868	75	8.64	66	4	1							
Winslow Ward 3 Mail-In Ballot	Total	0	334	0.00	284	24								
Winslow Ward 3 Provisional	Total	0	6	0.00	5	1								
Winslow W3 Mail-In Ballot Rejected	Total	0	0	0.00										
Winslow W3 Provisional Rejected	Total	0	0	0.00										
Winslow W3 Emergency Ballots	Total	0	0	0.00										
Winslow W4 D1	Total	376	24	6.38	21	2								
Winslow W4 D2	Total	861	63	7.32	50	7	2							
Winslow W4 D3	Total	924	38	4.11	30	4								
Winslow W4 D4	Total	641	32	4.99	27	4								
Winslow W4 D5	Total	805	55	6.83	46	3								
Winslow Ward 4 Mail-In Ballot	Total	0	256	0.00	197	32								
Winslow Ward 4 Provisional	Total	0	5	0.00	4	1								
Winslow W4 Mail-In Ballot Rejected	Total	0	0	0.00										
Winslow W4 Provisional Rejected	Total	0	0	0.00										
Winslow W4 Emergency Ballots	Total	0	0	0.00										
Winslow Twp	Total	13840	2003	14.47	1642	200	8							
Woodlynne Dist 1	Total	506	108	21.34	66	18								
Woodlynne Dist 2	Total	406	99	24.38	50	23	1							
Woodlynne Mail-In Ballot	Total	0	34	0.00	21	8								
Woodlynne Provisional	Total	0	7	0.00	2	1								
Woodlynne Emergency Ballots	Total	0	0	0.00										
Woodlynne Borough	Total	912	248	27.19	139	50	1							

Board of Chosen Freeholders UNEX - DEM

	Registered	Ballots Cast	Turnout (%)	Melinda KANE	Kyle NASH	Write-In							
Total - TC-Election Day	168047	17115	10.18	11480	3913	31							
Total - TC-Emergency	168047	0	0.00										
Total - TC-Mail-In Ballot	168047	16301	9.70	12591	2437	14							
Total - TC-Provisional	168047	554	0.33	341	152								
Total - TC-Rejected Ballots	168047	0	0.00										
Contest Total	168047	33970	20.21	24412	6502	45							

Board of Chosen Freeholders - DEM

		Registered	Ballots Cast	Turnout (%)	Edward T. MC DONNELL	Carmen G. RODRIGUEZ	Randall J. MC GINNIS, JR.	Steven PANARELLO	Amanda SEMPLE	Jason A. WITTE	Write-In			
Audubon Boro Dist 1	Total	345	45	13.04	29	28	1	1	6	5	12			
Audubon Boro Dist 2	Total	241	20	8.30	11	11		1	2	2	5			
Audubon Boro Dist 3	Total	462	35	7.58	20	20	6	6	7	5				
Audubon Boro Dist 4	Total	261	28	10.73	18	16	1	1	5	2				
Audubon Boro Dist 5	Total	398	24	6.03	14	15	5	5	2					
Audubon Boro Dist 6	Total	475	25	5.26	14	15	3	3	4	4	2			
Audubon Boro Dist 7	Total	301	17	5.65	9	8	2	3	1	1	4			
Audubon Boro Dist 8	Total	384	28	7.29	17	18	3	4	5	4				
Audubon Boro Mail-In Ballot	Total	0	295	0.00	208	208	31	36	43	16	4			
Audubon Boro Provisional	Total	0	5	0.00	2	1	1	1						
Audubon Boro Emergency Ballots	Total	0	0	0.00										
Audubon Borough	Total	2867	522	18.21	342	340	53	61	75	39	27			
Audubon Park Dist 1	Total	437	52	11.90	33	32	3	6	5	1	5			
Audubon Park Mail-In Ballot	Total	0	28	0.00	21	20	3	4	3	3				
Audubon Park Provisional	Total	0	0	0.00										
Audubon Park Emergency Ballots	Total	0	0	0.00										
Audubon Park Borough	Total	437	80	18.31	54	52	6	10	8	4	5			
Barrington Dist 1	Total	471	38	8.07	26	25	2	2	5	2				
Barrington Dist 2	Total	367	23	6.27	15	16	3	3	2	1				
Barrington Dist 3	Total	429	32	7.46	18	20	5		6	6	2			
Barrington Dist 4	Total	622	46	7.40	31	30	3	1	4	4				
Barrington Dist 5	Total	240	25	10.42	16	17	4	2	4	3				
Barrington Mail-In Ballot	Total	0	219	0.00	163	165	20	23	19	14	4			
Barrington Provisional	Total	0	5	0.00	3	4	1							
Barrington Emergency Ballots	Total	0	0	0.00										
Barrington Borough	Total	2129	388	18.22	272	277	38	31	40	30	6			
Bellmawr Dist 1	Total	674	32	4.75	22	22	3	3	2	1				
Bellmawr Dist 2	Total	638	39	6.11	13	14	7	6	7	4				
Bellmawr Dist 3	Total	525	23	4.38	12	16	4	2	3	1	3			
Bellmawr Dist 4	Total	573	60	10.47	36	32	4	3	3	3	2			
Bellmawr Dist 5	Total	470	13	2.77	11	12								
Bellmawr Dist 6	Total	546	17	3.11	13	11	1	2						
Bellmawr Dist 7	Total	454	19	4.19	5	8	3	3	5	3	3			
Bellmawr Mail-In Ballot	Total	0	388	0.00	285	278	38	33	37	21	1			
Bellmawr Provisional	Total	0	4	0.00	1	1			1	1				
Bellmawr Emergency Ballots	Total	0	0	0.00										
Bellmawr Borough	Total	3880	595	15.34	398	394	60	52	58	34	9			

Board of Chosen Freeholders - DEM

		Registered	Ballots Cast	Turnout (%)	Edward T. MC DONNELL	Carmen G. RODRIGUEZ	Randall J. MC GINNIS, JR.	Steven PANARELLO	Amanda SEMPLE	Jason A. WITTE	Write-In			
Berlin Boro Dist 1	Total	294	12	4.08	5	4	2				8			
Berlin Boro Dist 2	Total	397	17	4.28	10	13	1	2	3	2				
Berlin Boro Dist 3	Total	464	29	6.25	19	19	2	2	7	5				
Berlin Boro Dist 4	Total	390	10	2.56	7	7	2	1						
Berlin Boro Dist 5	Total	219	15	6.85	7	11	2	2	3	1				
Berlin Boro Mail-In Ballot	Total	0	217	0.00	156	162	15	19	32	16				
Berlin Boro Provisional	Total	0	2	0.00	2	2								
Berlin Boro Emergency Ballots	Total	0	0	0.00										
Berlin Borough	Total	1764	302	17.12	206	218	24	26	45	24	8			
Berlin Twp Dist 1	Total	652	53	8.13	43	45	4	5	3					
Berlin Twp Dist 2	Total	292	30	10.27	16	16	5	5	7	4				
Berlin Twp Dist 3	Total	245	27	11.02	19	18	3	5	1	1				
Berlin Twp Dist 4	Total	545	26	4.77	15	16	3	3	5	4				
Berlin Twp Mail-In Ballot	Total	0	239	0.00	170	173	22	22	26	16	2			
Berlin Twp Provisional	Total	0	6	0.00	4	4			1	1				
Berlin Twp Emergency Ballots	Total	0	0	0.00										
Berlin Township	Total	1734	381	21.97	267	272	37	40	43	26	2			
Brooklawn Dist 1	Total	548	41	7.48	30	33	2	2		1	2			
Brooklawn Mail-In Ballot	Total	0	53	0.00	42	39	1	3	8	6				
Brooklawn Provisional	Total	0	0	0.00										
Brooklawn Emergency Ballots	Total	0	0	0.00										
Brooklawn Borough	Total	548	94	17.15	72	72	3	5	8	7	2			
Camden City W1 D1	Total	358	39	10.89	20	23	2	1	2	1				
Camden City W1 D2	Total	760	117	15.39	79	76	2	3	2					
Camden City W1 D3	Total	566	58	10.25	35	39	2	2	2	2				
Camden City W1 D4	Total	454	46	10.13	25	25	1	1	1					
Camden City W1 D5	Total	645	72	11.16	34	37	3	2	5	2	6			
Camden City W1 D6	Total	675	52	7.70	30	33	5	1	7	4				
Camden City W1 D7	Total	407	29	7.13	16	18	1	1						
Camden City W1 D8	Total	568	94	16.55	57	54	3	4	3	4				
Camden City W1 D9	Total	796	70	8.79	34	34	1	3	5	2	2			
Camden City W1 D10	Total	481	50	10.40	20	20	1		1	1				
Camden City Ward 1 Mail-In Ballot	Total	0	349	0.00	229	250	33	22	32	12	7			
Camden City Ward 1 Provisional	Total	0	15	0.00	8	9					2			
Camden City W1 Emergency Ballots	Total	0	0	0.00										

Board of Chosen Freeholders - DEM

		Registered	Ballots Cast	Turnout (%)	Edward T. MC DONNELL	Carmen G. RODRIGUEZ	Randall J. MC GINNIS, JR.	Steven PANARELLO	Amanda SEMPLE	Jason A. WITTE	Write-In			
Camden City W2 D1	Total	422	55	13.03	24	30	4	2	4	1	4			
Camden City W2 D2	Total	557	64	11.49	37	38	3	1	6	6	1			
Camden City W2 D3	Total	660	130	19.70	72	75	4	2	10	8				
Camden City W2 D4	Total	383	55	14.36	36	35	4	4	3	5				
Camden City W2 D5	Total	467	54	11.56	29	30		1	8	4				
Camden City W2 D6	Total	825	121	14.67	76	75	2	1	5	4				
Camden City W2 D7	Total	641	92	14.35	58	54	3	2	4	1				
Camden City W2 D8	Total	872	89	10.21	60	60	2	1	4	3				
Camden City W2 D9	Total	843	74	8.78	51	51	3	1	3	3				
Camden City W2 D10	Total	405	40	9.88	23	22	1	1	2	1				
Camden City W2 D11	Total	396	48	12.12	30	27	3	1	3	1				
Camden City Ward 2 Mail-In Ballot	Total	0	400	0.00	288	313	13	13	36	19				
Camden City Ward 2 Provisional	Total	0	30	0.00	13	15	4		3	3				
Camden City W2 Emergency Ballots	Total	0	0	0.00										
Camden City W3 D1	Total	441	36	8.16	27	31	3	1						
Camden City W3 D2	Total	715	80	11.19	47	57	8	1	6	4	2			
Camden City W3 D3	Total	515	74	14.37	61	61		1	1					
Camden City W3 D4	Total	575	34	5.91	27	27			1					
Camden City W3 D5	Total	451	43	9.53	31	30	1		1					
Camden City W3 D6	Total	639	70	10.95	37	44	4	3	3	2	1			
Camden City W3 D7	Total	594	65	10.94	43	38	2	1	2					
Camden City W3 D8	Total	630	61	9.68	45	49	3		3	2				
Camden City W3 D9	Total	744	95	12.77	72	78	4	1	5	3				
Camden City Ward 3 Mail-In Ballot	Total	0	341	0.00	230	275	20	17	37	19				
Camden City Ward 3 Provisional	Total	0	15	0.00	12	11			1	1				
Camden City W3 Emergency Ballots	Total	0	0	0.00										
Camden City W4 D1	Total	476	57	11.97	42	46	1		2	1				
Camden City W4 D2	Total	498	38	7.63	26	29	1	1	1	1				
Camden City W4 D3	Total	590	96	16.27	76	81	2	1	1					
Camden City W4 D4	Total	618	74	11.97	51	50	3	2	2	1				
Camden City W4 D5	Total	494	47	9.51	34	40	1	1	2	1				
Camden City W4 D6	Total	569	37	6.50	29	32	1	1	2	3				
Camden City W4 D7	Total	544	42	7.72	33	31	3	1			3			
Camden City W4 D8	Total	573	42	7.33	29	31	1	1	1					
Camden City W4 D9	Total	560	55	9.82	36	41	2	2	4	2				
Camden City W4 D10	Total	562	49	8.72	29	35	3	2	8	1	2			
Camden City Ward 4 Mail-In Ballot	Total	0	268	0.00	152	192	24	11	23	17	2			
Camden City Ward 4 Provisional	Total	0	11	0.00	9	9	2		1	1				
Camden City W4 Emergency Ballots	Total	0	0	0.00										
Camden City	Total	22969	3973	17.30	2562	2761	189	118	258	146	32			

Board of Chosen Freeholders - DEM

		Registered	Ballots Cast	Turnout (%)	Edward T. MC DONNELL	Carmen G. RODRIGUEZ	Randall J. MC GINNIS, JR.	Steven PANARELLO	Amanda SEMPLE	Jason A. WITTE	Write-In			
Cherry Hill Dist 1	Total	457	77	16.85	48	51	6	6	4	2	2			
Cherry Hill Dist 2	Total	520	56	10.77	27	31	7	3	10	5	6			
Cherry Hill Dist 3	Total	451	32	7.10	19	21	6	4	2					
Cherry Hill Dist 4	Total	517	35	6.77	23	26	2	1	6	2	2			
Cherry Hill Dist 5	Total	538	67	12.45	40	42	7	3	11	10				
Cherry Hill Dist 6	Total	381	38	9.97	24	26	2	2	3	3	2			
Cherry Hill Dist 7	Total	475	40	8.42	26	28	2		6	4	2			
Cherry Hill Dist 8	Total	434	49	11.29	29	34	6	3	5	3	2			
Cherry Hill Dist 9	Total	792	70	8.84	45	43	3	5	9	7	6			
Cherry Hill Dist 10	Total	321	45	14.02	37	34	3	3	1	1				
Cherry Hill Dist 11	Total	528	88	16.67	58	61	5	7	8	3	2			
Cherry Hill Dist 12	Total	513	59	11.50	40	44	3	3	4	1				
Cherry Hill Dist 13	Total	386	47	12.18	30	30	6	5	4	5				
Cherry Hill Dist 14	Total	344	46	13.37	30	33	4	2	8	6				
Cherry Hill Dist 15	Total	600	56	9.33	36	43	3	2	5	2	4			
Cherry Hill Dist 16	Total	386	41	10.62	29	31	2	2	4	2				
Cherry Hill Dist 17	Total	565	67	11.86	39	43	3	5	8	3	7			
Cherry Hill Dist 18	Total	401	35	8.73	25	27			4	2				
Cherry Hill Dist 19	Total	501	85	16.97	57	59	5	7	9	8	4			
Cherry Hill Dist 20	Total	921	123	13.36	77	84	4	5	11	6	6			
Cherry Hill Dist 21	Total	546	72	13.19	43	43	6	5	7	4	2			
Cherry Hill Dist 22	Total	432	60	13.89	39	41	4	4	6	2	3			
Cherry Hill Dist 23	Total	618	61	9.87	47	49	3	4	4	1	2			
Cherry Hill Dist 24	Total	540	62	11.48	45	45	5	3	7	4				
Cherry Hill Dist 25	Total	434	62	14.29	41	41	3	3			10			
Cherry Hill Dist 26	Total	670	88	13.13	60	55	5	7	5	5				
Cherry Hill Dist 27	Total	486	76	15.64	57	58	5	4	6	5				
Cherry Hill Dist 28	Total	633	73	11.53	54	54	2	1	4	1				
Cherry Hill Dist 29	Total	630	72	11.43	36	39	6	3	11	6	3			
Cherry Hill Dist 30	Total	397	81	20.40	69	69	2	4	3	1	1			
Cherry Hill Dist 31	Total	761	77	10.12	52	61	6	5	5	1				
Cherry Hill Dist 32	Total	427	38	8.90	19	21	3	3	6	3	2			
Cherry Hill Dist 33	Total	586	63	10.75	41	45	4	4	6	2	2			
Cherry Hill Dist 34	Total	506	53	10.47	36	37	8	7	1	4				
Cherry Hill Dist 35	Total	430	46	10.70	22	21	1	1	5	4	4			
Cherry Hill Dist 36	Total	555	63	11.35	43	46	1	2	1		1			
Cherry Hill Dist 37	Total	528	79	14.96	53	55	3	2	11	6	1			
Cherry Hill Dist 38	Total	472	74	15.68	57	55	3	2	2	1				
Cherry Hill Dist 39	Total	616	75	12.18	55	57	2	1	1	2	2			
Cherry Hill Dist 40	Total	413	55	13.32	37	39	5	4	5	4				
Cherry Hill Dist 41	Total	374	39	10.43	27	29	3	3	1	1	3			
Cherry Hill Dist 42	Total	279	24	8.60	16	16	2	2	1	1				
Cherry Hill Dist 43	Total	416	52	12.50	37	42	2	3	4	2	2			
Cherry Hill Dist 44	Total	640	72	11.25	48	51	1	1	5	2	2			
Cherry Hill Dist 45	Total	812	87	10.71	66	71	5	3	4		2			

Board of Chosen Freeholders - DEM

		Registered	Ballots Cast	Turnout (%)	Edward T. MC DONNELL	Carmen G. RODRIGUEZ	Randall J. MC GINNIS, JR.	Steven PANARELLO	Amanda SEMPLE	Jason A. WITTE	Write-In			
Cherry Hill Dist 46	Total	438	45	10.27	32	33	1	3	1	1	2			
Cherry Hill Dist 47	Total	580	78	13.45	63	61	3	2	5	4				
Cherry Hill Dist 48	Total	290	25	8.62	16	17	1	1	2	1				
Cherry Hill Mail-In Ballot	Total	0	3542	0.00	2528	2585	236	242	379	212	56			
Cherry Hill Provisional	Total	0	111	0.00	76	80	3	4	10	3	6			
Cherry Hill Emergency Ballots	Total	0	0	0.00										
Cherry Hill Twp	Total	24540	6561	26.74	4554	4707	413	401	630	358	151			
Chesilhurst Dist 1	Total	633	170	26.86	76	89	7	7	25	11				
Chesilhurst Mail-In Ballot	Total	0	77	0.00	41	45	9	6	9	6				
Chesilhurst Provisional	Total	0	2	0.00										
Chesilhurst Emergency Ballots	Total	0	0	0.00										
Chesilhurst Borough	Total	633	249	39.34	117	134	16	13	34	17				
Clementon Dist 1	Total	385	22	5.71	14	15	5	4	1	2	2			
Clementon Dist 2	Total	427	24	5.62	18	18		1	3	2				
Clementon Dist 3	Total	577	34	5.89	22	28	5	1	1					
Clementon Mail-In Ballot	Total	0	110	0.00	78	75	9	12	18	12				
Clementon Provisional	Total	0	4	0.00	2	2			2	2				
Clementon Emergency Ballots	Total	0	0	0.00										
Clementon Borough	Total	1389	194	13.97	134	138	19	18	25	18	2			
Collingswood Dist 1	Total	381	108	28.35	50	51	9	11	18	13	2			
Collingswood Dist 2	Total	634	187	29.50	96	100	13	15	21	14	9			
Collingswood Dist 3	Total	347	69	19.88	31	34	8	10	13	10	12			
Collingswood Dist 4	Total	499	110	22.04	45	45	8	8	21	20	11			
Collingswood Dist 5	Total	588	71	12.07	48	47	6	5	9	9	2			
Collingswood Dist 6	Total	365	107	29.32	40	44	11	13	17	8	11			
Collingswood Dist 7	Total	525	119	22.67	58	57	7	9	12	11	17			
Collingswood Dist 8	Total	445	109	24.49	41	42	7	7	11	6	17			
Collingswood Dist 9	Total	713	172	24.12	89	98	13	11	20	11	3			
Collingswood Dist 10	Total	436	80	18.35	37	41	8	9	8	4	6			
Collingswood Dist 11	Total	484	110	22.73	46	50	12	7	16	9	13			
Collingswood Dist 12	Total	358	97	27.09	49	49	3	3	15	12	3			
Collingswood Mail-In Ballot	Total	0	614	0.00	383	405	46	40	80	47	40			
Collingswood Provisional	Total	0	41	0.00	12	13	4	5	8	4				
Collingswood Emergency Ballots	Total	0	0	0.00										
Collingswood Borough	Total	5775	1994	34.53	1025	1076	155	153	269	178	146			

Board of Chosen Freeholders - DEM

		Registered	Ballots Cast	Turnout (%)	Edward T. MC DONNELL	Carmen G. RODRIGUEZ	Randall J. MC GINNIS, JR.	Steven PANARELLO	Amanda SEMPLE	Jason A. WITTE	Write-In			
Gibbsboro Dist 1	Total	368	27	7.34	20	21	2	3	3	1	2			
Gibbsboro Dist 2	Total	310	26	8.39	15	19	2	2	3	1				
Gibbsboro Mail-In Ballot	Total	0	76	0.00	54	51	8	9	8	4	2			
Gibbsboro Provisional	Total	0	0	0.00										
Gibbsboro Emergency Ballots	Total	0	0	0.00										
Gibbsboro Borough	Total	678	129	19.03	89	91	12	14	14	6	4			
Gloucester City W1 D1	Total	356	24	6.74	14	16	1	2	2					
Gloucester City W1 D2	Total	364	27	7.42	17	19		1	5	1				
Gloucester City W1 D3	Total	323	32	9.91	22	20	5	2	3	2				
Gloucester City Ward 1 Mail-In Ballot	Total	0	70	0.00	52	51	8	7	4	4				
Gloucester City Ward 1 Provisional	Total	0	3	0.00	1	1	1	1						
Gloucester City W1 Emergency Ballots	Total	0	0	0.00										
Gloucester City W2 D1	Total	324	16	4.94	11	10	2	1	2	2				
Gloucester City W2 D2	Total	426	34	7.98	26	27	4	2	1	3	1			
Gloucester City W2 D3	Total	458	20	4.37	13	13	2	2	2	3				
Gloucester City Ward 2 Mail-In Ballot	Total	0	103	0.00	69	71	9	4	15	7	6			
Gloucester City Ward 2 Provisional	Total	0	1	0.00				1		1				
Gloucester City W2 Emergency Ballots	Total	0	0	0.00										
Gloucester City W3 D1	Total	480	17	3.54	9	11	3	2	2	1				
Gloucester City W3 D2	Total	496	23	4.64	16	17	1	1	5	4				
Gloucester City Ward 3 Mail-In Ballot	Total	0	88	0.00	63	62	7	10	8	4	2			
Gloucester City Ward 3 Provisional	Total	0	3	0.00	1	1			1	1				
Gloucester City W3 Emergency Ballots	Total	0	0	0.00										
Gloucester City	Total	3227	461	14.29	314	319	43	36	50	33	9			
Gloucester Twp Dist 1	Total	281	31	11.03	17	20	2	4	3	1				
Gloucester Twp Dist 2	Total	316	38	12.03	16	17	5	5	7	6				
Gloucester Twp Dist 3	Total	315	20	6.35	12	10	1	1	3	1	2			
Gloucester Twp Dist 4	Total	443	79	17.83	41	43	5	5	5	4	8			
Gloucester Twp Dist 5	Total	556	52	9.35	32	33	2	4	5	2	4			
Gloucester Twp Dist 6	Total	611	35	5.73	17	16	1	2	5	3	2			
Gloucester Twp Dist 7	Total	430	59	13.72	26	28	6	5	8	8	4			
Gloucester Twp Dist 8	Total	582	43	7.39	32	29	4	1	2	1				
Gloucester Twp Dist 9	Total	529	43	8.13	30	33	3	2	1		2			
Gloucester Twp Dist 10	Total	402	38	9.45	21	21	1	1	3	3				
Gloucester Twp Dist 11	Total	417	32	7.67	19	18	2	2	2	3	2			

Board of Chosen Freeholders - DEM

		Registered	Ballots Cast	Turnout (%)	Edward T. MC DONNELL	Carmen G. RODRIGUEZ	Randall J. MC GINNIS, JR.	Steven PANARELLO	Amanda SEMPLE	Jason A. WITTE	Write-In			
Gloucester Twp Dist 12	Total	539	73	13.54	44	44	3	2	5	2	8			
Gloucester Twp Dist 13	Total	737	38	5.16	23	24	2	2	3	1				
Gloucester Twp Dist 14	Total	683	64	9.37	45	47	5	2	5	5				
Gloucester Twp Dist 15	Total	534	83	15.54	42	45	9	11	13	5	8			
Gloucester Twp Dist 16	Total	445	46	10.34	20	22	9	6	5	6	4			
Gloucester Twp Dist 17	Total	982	53	5.40	26	30	3	3	2	1	2			
Gloucester Twp Dist 18	Total	673	41	6.09	27	31			4	2	4			
Gloucester Twp Dist 19	Total	634	47	7.41	26	34	6	3	5	4	4			
Gloucester Twp Dist 20	Total	581	55	9.47	31	33	4	3	4	2	2			
Gloucester Twp Dist 21	Total	288	18	6.25	13	12					4			
Gloucester Twp Dist 22	Total	428	38	8.88	23	25	3	1	5	5	2			
Gloucester Twp Dist 23	Total	657	60	9.13	37	40	3	3	12	8				
Gloucester Twp Dist 24	Total	506	45	8.89	25	32	7	3	4	2	4			
Gloucester Twp Dist 25	Total	496	59	11.90	33	33	5	4	2	2	8			
Gloucester Twp Dist 26	Total	384	30	7.81	16	15	4	3	5	7				
Gloucester Twp Dist 27	Total	397	39	9.82	22	26	3	3	3	2				
Gloucester Twp Dist 28	Total	597	26	4.36	18	18		1	4	3				
Gloucester Twp Dist 29	Total	589	47	7.98	32	35	4	3	3	1				
Gloucester Twp Dist 30	Total	534	50	9.36	27	31	3	3	5	3	6			
Gloucester Twp Dist 31	Total	383	34	8.88	14	15	4	3	2	3	3			
Gloucester Twp Dist 32	Total	596	48	8.05	28	30	2	2	7	4	4			
Gloucester Twp Dist 33	Total	660	55	8.33	33	38	6	4	10	7	1			
Gloucester Twp Dist 34	Total	459	30	6.54	24	23	1	2						
Gloucester Twp Dist 35	Total	729	55	7.54	31	32	6	8	7	4	1			
Gloucester Twp Dist 36	Total	432	63	14.58	39	38	4	4	2	3				
Gloucester Twp Dist 37	Total	275	24	8.73	16	20	1	2	5	1				
Gloucester Twp Dist 38	Total	278	30	10.79	19	22	3	5	2	2	4			
Gloucester Twp Dist 39	Total	247	7	2.83	5	4		1						
Gloucester Twp Dist 40	Total	535	51	9.53	30	26	3	4	7	5	5			
Gloucester Twp Mail-In Ballot	Total	0	2047	0.00	1400	1463	192	205	225	121	31			
Gloucester Twp Provisional	Total	0	49	0.00	28	27	4	7	8	6	6			
Gloucester Twp Emergency Ballots	Total	0	0	0.00										
Gloucester Twp	Total	20160	3875	19.22	2460	2583	331	335	408	249	135			
Haddon Twp Dist 1	Total	394	65	16.50	23	22	4	5	11	7	10			
Haddon Twp Dist 2	Total	325	70	21.54	36	38	8	6	11	9	8			
Haddon Twp Dist 3	Total	538	132	24.54	81	81	9	7	7	4	12			
Haddon Twp Dist 4	Total	329	46	13.98	23	21	5	3	6	6	7			
Haddon Twp Dist 5	Total	257	44	17.12	24	30	1	2	6	2	2			
Haddon Twp Dist 6	Total	293	64	21.84	42	41	2	4	7	6	4			
Haddon Twp Dist 7	Total	331	85	25.68	49	45	2	3	9	9	6			
Haddon Twp Dist 8	Total	423	62	14.66	34	31	4	3	7	6	6			
Haddon Twp Dist 9	Total	290	61	21.03	25	25	3	2	7	10	26			
Haddon Twp Dist 10	Total	316	61	19.30	39	40	2	2	8	5	2			
Haddon Twp Dist 11	Total	410	101	24.63	58	58	3	3	14	10	4			

Board of Chosen Freeholders - DEM

		Registered	Ballots Cast	Turnout (%)	Edward T. MC DONNELL	Carmen G. RODRIGUEZ	Randall J. MC GINNIS, JR.	Steven PANARELLO	Amanda SEMPLE	Jason A. WITTE	Write-In			
Haddon Twp Dist 12	Total	554	110	19.86	58	62	11	7	10	7	14			
Haddon Twp Dist 13	Total	295	61	20.68	34	38	3	3	7	5	11			
Haddon Twp Dist 14	Total	338	85	25.15	49	47	3	4	11	7	9			
Haddon Twp Dist 15	Total	341	61	17.89	50	51	1	3	6	3				
Haddon Twp Mail-In Ballot	Total	0	586	0.00	404	407	37	39	72	38	33			
Haddon Twp Provisional	Total	0	44	0.00	24	22	6	4	4	2	3			
Haddon Twp Emergency Ballots	Total	0	0	0.00										
Haddon Twp	Total	5434	1738	31.98	1053	1059	104	100	203	136	157			
Haddonfield Dist 1	Total	474	39	8.23	29	30	1	1	5	5				
Haddonfield Dist 2	Total	629	69	10.97	35	43	4	6	13	6	2			
Haddonfield Dist 3	Total	412	45	10.92	31	35			8	4				
Haddonfield Dist 4	Total	244	19	7.79	10	12	1	1			1			
Haddonfield Dist 5	Total	212	12	5.66	5	5	1	2	1	1				
Haddonfield Dist 6	Total	394	37	9.39	17	19	7	6	4					
Haddonfield Dist 7	Total	433	28	6.47	17	20	1	2	5	3				
Haddonfield Dist 8	Total	446	59	13.23	31	33	5	4	11	5	1			
Haddonfield Dist 9	Total	495	53	10.71	33	33	2	2	8	3	2			
Haddonfield Dist 10	Total	299	39	13.04	22	23	5	5	2	1	6			
Haddonfield Mail-In Ballot	Total	0	523	0.00	343	377	33	43	75	37	28			
Haddonfield Provisional	Total	0	24	0.00	12	15	3	2	2	2	6			
Haddonfield Emergency Ballots	Total	0	0	0.00										
Haddonfield Borough	Total	4038	947	23.45	585	645	63	74	134	67	46			
Haddon Heights Dist 1	Total	318	28	8.81	21	22	2	2	2	1				
Haddon Heights Dist 2	Total	333	34	10.21	23	19	4	3	4	4				
Haddon Heights Dist 3	Total	420	38	9.05	28	27		1	6	4	4			
Haddon Heights Dist 4	Total	285	18	6.32	12	14	2	1	3	2				
Haddon Heights Dist 5	Total	419	39	9.31	24	30	1	1	8	3	2			
Haddon Heights Dist 6	Total	398	46	11.56	34	31	8	7	3	4				
Haddon Heights Dist 7	Total	384	38	9.90	28	28	4	5	4	2				
Haddon Heights Mail-In Ballot	Total	0	283	0.00	210	220	20	15	33	17	3			
Haddon Heights Provisional	Total	0	10	0.00	3	7		1	4	1				
Haddon Heights Emergency Ballots	Total	0	0	0.00										
Haddon Heights Borough	Total	2557	534	20.88	383	398	41	36	67	38	9			
Hi-Nella Dist 1	Total	288	31	10.76	17	18	6	3	3	2				
Hi Nella Mail-In Ballot	Total	0	22	0.00	13	12	4	2	2	1				
Hi Nella Provisional	Total	0	0	0.00										
Hi Nella Emergency Ballots	Total	0	0	0.00										

Board of Chosen Freeholders - DEM

		Registered	Ballots Cast	Turnout (%)	Edward T. MC DONNELL	Carmen G. RODRIGUEZ	Randall J. MC GINNIS, JR.	Steven PANARELLO	Amanda SEMPLE	Jason A. WITTE	Write-In			
Hi-Nella Borough	Total	288	53	18.40	30	30	10	5	5	3				
Laurel Springs Dist 1	Total	337	23	6.82	12	12	4	4	2	2				
Laurel Springs Dist 2	Total	263	20	7.60	13	12	2	2	2	1				
Laurel Springs Mail-In Ballot	Total	0	48	0.00	37	35	3	6	6	2				
Laurel Springs Provisional	Total	0	0	0.00										
Laurel Springs Emergency Ballots	Total	0	0	0.00										
Laurel Springs Borough	Total	600	91	15.17	62	59	9	12	10	5				
Lawnside Dist 1	Total	813	95	11.69	69	77	1	1	6	1				
Lawnside Dist 2	Total	858	115	13.40	83	84	10	5	4	3	1			
Lawnside Mail-In Ballot	Total	0	133	0.00	94	105	7	4	11	7				
Lawnside Provisional	Total	0	3	0.00	2	3			1					
Lawnside Emergency Ballots	Total	0	0	0.00										
Lawnside Borough	Total	1671	346	20.71	248	269	18	10	22	11	1			
Lindenwold Dist 1	Total	547	44	8.04	26	30	3	4	5	4	1			
Lindenwold Dist 2	Total	585	41	7.01	19	24	6	6	9	4				
Lindenwold Dist 3	Total	498	54	10.84	39	42	3	2	5	4	2			
Lindenwold Dist 4	Total	827	81	9.79	61	65	4	1	10	4				
Lindenwold Dist 5	Total	647	25	3.86	18	17	3		4	3				
Lindenwold Dist 6	Total	813	52	6.40	43	46	3	1	3	1				
Lindenwold Dist 7	Total	411	17	4.14	12	13	2	1		2				
Lindenwold Dist 8	Total	763	48	6.29	34	37	7	3	4					
Lindenwold Dist 9	Total	485	48	9.90	37	36	5	7	4	1				
Lindenwold Mail-In Ballot	Total	0	274	0.00	187	198	25	20	34	23	2			
Lindenwold Provisional	Total	0	13	0.00	7	8	2	1	1	1				
Lindenwold Emergency Ballots	Total	0	0	0.00										
Lindenwold Borough	Total	5576	697	12.50	483	516	63	46	79	47	5			
Magnolia Dist 1	Total	420	22	5.24	18	20	1		2	1				
Magnolia Dist 2	Total	295	24	8.14	22	22		2	1					
Magnolia Dist 3	Total	345	21	6.09	15	14	2	2	1	2				
Magnolia Dist 4	Total	385	35	9.09	29	27	2	2	1	1				
Magnolia Mail-In Ballot	Total	0	121	0.00	84	92	8	11	14	7				
Magnolia Provisional	Total	0	2	0.00	2	2								
Magnolia Emergency Ballots	Total	0	0	0.00										
Magnolia Borough	Total	1445	225	15.57	170	177	13	17	19	11				

Board of Chosen Freeholders - DEM

		Registered	Ballots Cast	Turnout (%)	Edward T. MC DONNELL	Carmen G. RODRIGUEZ	Randall J. MC GINNIS, JR.	Steven PANARELLO	Amanda SEMPLE	Jason A. WITTE	Write-In			
Merchantville Dist 1	Total	581	54	9.29	30	35	8	4	11	5	6			
Merchantville Dist 2	Total	373	43	11.53	28	30	3	4	6	3	6			
Merchantville Dist 3	Total	346	38	10.98	29	29	2	3	2	2	3			
Merchantville Mail-In Ballot	Total	0	118	0.00	81	95	4	7	21	6				
Merchantville Provisional	Total	0	6	0.00	2	4			3	2				
Merchantville Emergency Ballots	Total	0	0	0.00										
Merchantville Borough	Total	1300	259	19.92	170	193	17	18	43	18	15			
Mt Ephraim Dist 1	Total	349	34	9.74	22	27	1		2	2				
Mt Ephraim Dist 2	Total	425	34	8.00	26	24	5	5		1				
Mt Ephraim Dist 3	Total	372	28	7.53	16	17	4	3	3	1	2			
Mt Ephraim Dist 4	Total	384	26	6.77	19	17	4	3	2	2				
Mt. Ephraim Mail-In Ballot	Total	0	142	0.00	107	111	10	17	14	5	2			
Mt. Ephraim Provisional	Total	0	2	0.00	2	2								
Mt. Ephraim Emergency Ballots	Total	0	0	0.00										
Mount Ephraim Borough	Total	1530	266	17.39	192	198	24	28	21	11	4			
Oaklyn Dist 1	Total	363	59	16.25	30	34	4	3	12	9	1			
Oaklyn Dist 2	Total	394	65	16.50	36	34	9	6	13	9	6			
Oaklyn Dist 3	Total	349	59	16.91	34	32	5	6	6	4	4			
Oaklyn Dist 4	Total	321	68	21.18	39	44	4	5	13	6	2			
Oaklyn Mail-In Ballot	Total	0	104	0.00	62	63	18	15	10	5	10			
Oaklyn Provisional	Total	0	23	0.00	14	15	3		2	2				
Oaklyn Emergency Ballots	Total	0	0	0.00										
Oaklyn Borough	Total	1427	378	26.49	215	222	43	35	56	35	23			
Pennsauken Dist 1	Total	571	49	8.58	35	38	4	5	4	2				
Pennsauken Dist 2	Total	881	83	9.42	63	67	10	1	8	3				
Pennsauken Dist 3	Total	516	49	9.50	43	36	5	4	2	3				
Pennsauken Dist 4	Total	799	51	6.38	37	36	4	6	7	4				
Pennsauken Dist 5	Total	369	31	8.40	25	25			3	1				
Pennsauken Dist 6	Total	534	72	13.48	52	49	4	4	9	7	2			
Pennsauken Dist 7	Total	624	41	6.57	34	32	5	3	4	3				
Pennsauken Dist 8	Total	485	28	5.77	23	23	2	1	1		1			
Pennsauken Dist 9	Total	439	23	5.24	15	16	2	3	4	3				
Pennsauken Dist 10	Total	464	38	8.19	28	31		1	5	3				
Pennsauken Dist 11	Total	471	46	9.77	35	41	5	1	6	3				
Pennsauken Dist 12	Total	460	35	7.61	23	27	2	2	5	1	4			
Pennsauken Dist 13	Total	380	31	8.16	23	25		1	1	1				
Pennsauken Dist 14	Total	607	70	11.53	48	59	5	4	8	1	2			

Board of Chosen Freeholders - DEM

		Registered	Ballots Cast	Turnout (%)	Edward T. MC DONNELL	Carmen G. RODRIGUEZ	Randall J. MC GINNIS, JR.	Steven PANARELLO	Amanda SEMPLE	Jason A. WITTE	Write-In			
Pennsauken Dist 15	Total	676	55	8.14	35	43	2	3	7	2				
Pennsauken Dist 16	Total	434	40	9.22	27	30	3	2	2	4				
Pennsauken Dist 17	Total	664	57	8.58	43	43	3	3	3	3	2			
Pennsauken Dist 18	Total	667	55	8.25	36	43	2	6	10	4				
Pennsauken Dist 19	Total	315	23	7.30	17	17	2	3	3	1				
Pennsauken Dist 20	Total	474	63	13.29	48	55	6	2	4	3				
Pennsauken Dist 21	Total	390	53	13.59	40	41	3	6	5	3				
Pennsauken Dist 22	Total	456	72	15.79	49	54	6	2	7	2	2			
Pennsauken Dist 23	Total	430	33	7.67	28	29	1	2	3	1				
Pennsauken Dist 24	Total	316	16	5.06	13	16			1					
Pennsauken Mail-In Ballot	Total	0	896	0.00	642	685	70	48	91	39	6			
Pennsauken Provisional	Total	0	16	0.00	12	14	2	1						
Pennsauken Emergency Ballots	Total	0	0	0.00										
Pennsauken Twp	Total	12422	2026	16.31	1474	1575	145	114	203	97	19			
Pine Hill Dist 1	Total	519	42	8.09	27	30	3	3	7	4				
Pine Hill Dist 2	Total	489	37	7.57	27	24	4	3	2	1				
Pine Hill Dist 3	Total	539	39	7.24	25	27	6	4	4	4				
Pine Hill Dist 4	Total	696	30	4.31	22	24	3		5	2				
Pine Hill Dist 5	Total	567	57	10.05	41	44	4	3	4					
Pine Hill Dist 6	Total	500	19	3.80	17	12	3	1						
Pine Hill Mail-In Ballot	Total	0	237	0.00	165	178	26	18	27	14				
Pine Hill Provisional	Total	0	8	0.00	5	7			2					
Pine Hill Emergency Ballots	Total	0	0	0.00										
Pine Hill Borough	Total	3310	469	14.17	329	346	49	32	51	25				
Pine Valley Dist 1	Total	3	0	0.00										
Pine Valley Mail-In Ballot	Total	0	2	0.00	2	2								
Pine Valley Provisional	Total	0	0	0.00										
Pine Valley Emergency Ballots	Total	0	0	0.00										
Pine Valley Borough	Total	3	2	66.67	2	2								
Runnemede Dist 1	Total	357	53	14.85	22	17	8	4	5	6				
Runnemede Dist 2	Total	518	84	16.22	49	44	11	9	7	6	2			
Runnemede Dist 3	Total	342	53	15.50	32	31	2	6	4	2				
Runnemede Dist 4	Total	497	116	23.34	52	48	6	10	12	14				
Runnemede Dist 5	Total	702	120	17.09	73	73	10	5	6	6				
Runnemede Dist 6	Total	581	136	23.41	76	74	6	8	8	7				
Runnemede Mail-In Ballot	Total	0	340	0.00	219	221	31	32	32	28	7			
Runnemede Provisional	Total	0	15	0.00	8	9	1	1	1	1				

Board of Chosen Freeholders - DEM

		Registered	Ballots Cast	Turnout (%)	Edward T. MC DONNELL	Carmen G. RODRIGUEZ	Randall J. MC GINNIS, JR.	Steven PANARELLO	Amanda SEMPLE	Jason A. WITTE	Write-In			
Runnemede Emergency Ballots	Total	0	0	0.00										
Runnemede Borough	Total	2997	917	30.60	531	517	75	75	75	70	9			
Somerdale Dist 1	Total	740	61	8.24	40	44	8	6	7	4	4			
Somerdale Dist 2	Total	396	30	7.58	20	21	3	2	4	1				
Somerdale Dist 3	Total	462	65	14.07	50	51	4	2	1					
Somerdale Dist 4	Total	454	42	9.25	29	32	1	1	2	1				
Somerdale Mail-In Ballot	Total	0	193	0.00	149	149	14	13	17	7				
Somerdale Provisional	Total	0	5	0.00	2	5			2					
Somerdale Emergency Ballots	Total	0	0	0.00										
Somerdale Borough	Total	2052	396	19.30	290	302	30	24	33	13	4			
Stratford Dist 1	Total	211	28	13.27	16	18	3	4	4	1				
Stratford Dist 2	Total	344	28	8.14	15	16	4	4	5	4				
Stratford Dist 3	Total	368	26	7.07	16	16	3	3			2			
Stratford Dist 4	Total	390	33	8.46	21	22	5	4	3	1				
Stratford Dist 5	Total	305	13	4.26	11	11	1	1						
Stratford Dist 6	Total	344	31	9.01	21	22	2	3	3	1				
Stratford Mail-In Ballot	Total	0	209	0.00	165	162	15	12	25	11				
Stratford Provisional	Total	0	1	0.00				1	1					
Stratford Emergency Ballots	Total	0	0	0.00										
Stratford Borough	Total	1962	369	18.81	265	267	33	32	41	18	2			
Tavistock Dist 1	Total	3	0	0.00										
Tavistock Mail-In Ballot	Total	0	0	0.00										
Tavistock Provisional	Total	0	0	0.00										
Tavistock Emergency Ballots	Total	0	0	0.00										
Tavistock Borough	Total	3	0	0.00										
Voorhees Dist 1	Total	658	34	5.17	23	26	5	5	3	1				
Voorhees Dist 2	Total	551	45	8.17	29	32	2	2	6	3				
Voorhees Dist 3	Total	506	33	6.52	25	27	3	1	3	1	2			
Voorhees Dist 4	Total	578	43	7.44	24	24	3	4	10	4				
Voorhees Dist 5	Total	616	43	6.98	28	28	4	1	7	7	1			
Voorhees Dist 6	Total	485	20	4.12	9	11	3	2	7	4	2			
Voorhees Dist 7	Total	304	22	7.24	14	16	3	4	2	2				
Voorhees Dist 8	Total	710	45	6.34	32	33	3	1	5	1	2			
Voorhees Dist 9	Total	563	37	6.57	23	27	1	4	7	5				
Voorhees Dist 10	Total	453	47	10.38	33	34	4	4	5	2	1			
Voorhees Dist 11	Total	370	23	6.22	18	19	1	2	2	3				

Board of Chosen Freeholders - DEM

		Registered	Ballots Cast	Turnout (%)	Edward T. MC DONNELL	Carmen G. RODRIGUEZ	Randall J. MC GINNIS, JR.	Steven PANARELLO	Amanda SEMPLE	Jason A. WITTE	Write-In			
Voorhees Dist 12	Total	416	22	5.29	13	15	1	2	4	2				
Voorhees Dist 13	Total	622	42	6.75	35	36	1		2	3				
Voorhees Dist 14	Total	387	20	5.17	15	16	2	2	1	1				
Voorhees Dist 15	Total	453	26	5.74	22	19	2	4	1					
Voorhees Dist 16	Total	315	20	6.35	17	18			1					
Voorhees Dist 17	Total	357	69	19.33	54	52	1	4	5	1				
Voorhees Dist 18	Total	429	18	4.20	15	15			3	1				
Voorhees Dist 19	Total	470	31	6.60	26	26	1	1		1				
Voorhees Mail-In Ballot	Total	0	1140	0.00	818	855	91	98	134	60	6			
Voorhees Provisional	Total	0	39	0.00	23	26	4	3	8	2	2			
Voorhees Emergency Ballots	Total	0	0	0.00										
Voorhees Twp	Total	9243	1819	19.68	1296	1355	135	144	216	104	16			
Waterford Dist 1	Total	363	18	4.96	10	9	1	3	5	4				
Waterford Dist 2	Total	495	19	3.84	12	12	1	2	4	2				
Waterford Dist 3	Total	333	16	4.80	12	12		1	1					
Waterford Dist 4	Total	317	8	2.52	5	5	2	1	1	2				
Waterford Dist 5	Total	377	19	5.04	10	12	2	3	2		4			
Waterford Dist 6	Total	202	9	4.46	4	4		1	2	1				
Waterford Dist 7	Total	372	16	4.30	12	10	4	2	2	1				
Waterford Dist 8	Total	248	15	6.05	8	9	4	4	1					
Waterford Mail-In Ballot	Total	0	267	0.00	170	181	37	34	40	17	1			
Waterford Provisional	Total	0	2	0.00	1	2								
Waterford Emergency Ballots	Total	0	0	0.00										
Waterford Twp	Total	2707	389	14.37	244	256	51	51	58	27	5			
Winslow W1 D1	Total	371	16	4.31	13	11	1	2						
Winslow W1 D2	Total	397	20	5.04	10	8		3	4	3	4			
Winslow W1 D3	Total	293	10	3.41	7	7	2							
Winslow W1 D4	Total	581	35	6.02	21	23	5	4	2					
Winslow W1 D5	Total	468	33	7.05	23	26	3	1	2					
Winslow W1 D6	Total	384	20	5.21	15	17	1							
Winslow Ward 1 Mail-In Ballot	Total	0	280	0.00	181	189	37	41	43	17	1			
Winslow Ward 1 Provisional	Total	0	5	0.00	3	3	1			1				
Winslow W1 Emergency Ballots	Total	0	0	0.00										
Winslow W2 D1	Total	921	66	7.17	50	56	5	6	4	3				
Winslow W2 D2	Total	453	33	7.28	19	26	3	2	3	2	2			
Winslow W2 D3	Total	737	64	8.68	47	48	4	4	4	1	2			
Winslow W2 D4	Total	585	29	4.96	23	25	2							
Winslow W2 D5	Total	331	19	5.74	13	13		2	2	1	2			
Winslow W2 D6	Total	614	37	6.03	22	28	5	3	7	2				
Winslow Ward 2 Mail-In Ballot	Total	0	235	0.00	182	182	22	14	23	12	2			
Winslow Ward 2 Provisional	Total	0	11	0.00	3	6	2	1	3	2	1			

Board of Chosen Freeholders - DEM

		Registered	Ballots Cast	Turnout (%)	Edward T. MC DONNELL	Carmen G. RODRIGUEZ	Randall J. MC GINNIS, JR.	Steven PANARELLO	Amanda SEMPLE	Jason A. WITTE	Write-In			
Winslow W2 Mail-In Ballot Rejected	Total	0	0	0.00										
Winslow W2 Provisional Rejected	Total	0	0	0.00										
Winslow W2 Emergency Ballots	Total	0	0	0.00										
Winslow W3 D1	Total	875	76	8.69	65	70	1		7					
Winslow W3 D2	Total	921	47	5.10	39	40	4	1	1	1				
Winslow W3 D3	Total	722	38	5.26	30	34		2	4					
Winslow W3 D4	Total	712	41	5.76	30	35	3		4	1				
Winslow W3 D5	Total	868	75	8.64	56	63	4	1	5	4	2			
Winslow Ward 3 Mail-In Ballot	Total	0	334	0.00	251	263	26	21	35	13				
Winslow Ward 3 Provisional	Total	0	6	0.00	3	4		2	1					
Winslow W3 Mail-In Ballot Rejected	Total	0	0	0.00										
Winslow W3 Provisional Rejected	Total	0	0	0.00										
Winslow W3 Emergency Ballots	Total	0	0	0.00										
Winslow W4 D1	Total	376	24	6.38	18	19	3	1	2					
Winslow W4 D2	Total	861	63	7.32	44	45	3	5	11	6	3			
Winslow W4 D3	Total	924	38	4.11	22	29	6	1	8	2				
Winslow W4 D4	Total	641	32	4.99	22	23	4	4	6	1				
Winslow W4 D5	Total	805	55	6.83	41	44	3	3	3	2				
Winslow Ward 4 Mail-In Ballot	Total	0	256	0.00	175	191	23	27	40	14	3			
Winslow Ward 4 Provisional	Total	0	5	0.00	3	3	1	1	2					
Winslow W4 Mail-In Ballot Rejected	Total	0	0	0.00										
Winslow W4 Provisional Rejected	Total	0	0	0.00										
Winslow W4 Emergency Ballots	Total	0	0	0.00										
Winslow Twp	Total	13840	2003	14.47	1431	1531	174	152	226	88	22			
Woodlynne Dist 1	Total	506	108	21.34	56	63	7	6	5	4	4			
Woodlynne Dist 2	Total	406	99	24.38	41	44	5	4	9	7	7			
Woodlynne Mail-In Ballot	Total	0	34	0.00	18	23	5	4	5	5				
Woodlynne Provisional	Total	0	7	0.00	2	4								
Woodlynne Emergency Ballots	Total	0	0	0.00										
Woodlynne Borough	Total	912	248	27.19	117	134	17	14	19	16	11			
Total - TC-Election Day		168047	17115	10.18	10758	11265	1158	1016	1627	1008	599			
Total - TC-Emergency		168047	0	0.00										
Total - TC-Mail-In Ballot		168047	16301	9.70	11371	11879	1310	1279	1846	961	261			
Total - TC-Provisional		168047	554	0.33	307	341	45	37	73	40	26			
Total - TC-Rejected Ballots		168047	0	0.00										

Audubon Boro County Committee Man - DEM

		Registered	Ballots Cast	Turnout (%)	Robert JAKUBOWSKI	David ALEMI	Dominic CERRITO	Jamie DI FRANCESCO	Write-In					
Audubon Boro Dist 1	Total	345	45	13.04	39	36	36	38						
Audubon Boro Dist 2	Total	241	20	8.30	14	11	10	10						
Audubon Boro Dist 3	Total	462	35	7.58	28	27	27	26	4					
Audubon Boro Dist 4	Total	261	28	10.73	24	19	21	21						
Audubon Boro Dist 5	Total	398	24	6.03	20	19	19	19						
Audubon Boro Dist 6	Total	475	25	5.26	22	21	20	21	4					
Audubon Boro Dist 7	Total	301	17	5.65	13	14	12	12	1					
Audubon Boro Dist 8	Total	384	28	7.29	26	22	23	24						
Audubon Boro Mail-In Ballot	Total	0	295	0.00	268	258	252	254						
Audubon Boro Provisional	Total	0	5	0.00	2	2	2	2						
Audubon Boro Emergency Ballots	Total	0	0	0.00										
Audubon Borough	Total	2867	522	18.21	456	429	422	427	9					
Total - TC-Election Day		2867	222	7.74	186	169	168	171	9					
Total - TC-Emergency		2867	0	0.00										
Total - TC-Mail-In Ballot		2867	295	10.29	268	258	252	254						
Total - TC-Provisional		2867	5	0.17	2	2	2	2						
Total - TC-Rejected Ballots		2867	0	0.00										
Contest Total		2867	522	18.21	456	429	422	427	9					

Audubon Boro County Committee Woman - DEM

		Registered	Ballots Cast	Turnout (%)	Patricia WHALEN	Sonia GRYZEWSKI	Lauren SCHIAVO	Joanne PRINCE	Write-In					
Audubon Boro Dist 1	Total	345	45	13.04	39	37	37	38						
Audubon Boro Dist 2	Total	241	20	8.30	13	10	12	10						
Audubon Boro Dist 3	Total	462	35	7.58	27	28	29	27	4					
Audubon Boro Dist 4	Total	261	28	10.73	23	22	25	23						
Audubon Boro Dist 5	Total	398	24	6.03	20	19	19	20						
Audubon Boro Dist 6	Total	475	25	5.26	20	21	20	22	2					
Audubon Boro Dist 7	Total	301	17	5.65	12	12	12	13	1					
Audubon Boro Dist 8	Total	384	28	7.29	26	25	24	25						
Audubon Boro Mail-In Ballot	Total	0	295	0.00	267	261	265	261						
Audubon Boro Provisional	Total	0	5	0.00	2	2	3	2						
Audubon Boro Emergency Ballots	Total	0	0	0.00										
Audubon Borough	Total	2867	522	18.21	449	437	446	441	7					
Total - TC-Election Day		2867	222	7.74	180	174	178	178	7					
Total - TC-Emergency		2867	0	0.00										
Total - TC-Mail-In Ballot		2867	295	10.29	267	261	265	261						
Total - TC-Provisional		2867	5	0.17	2	2	3	2						
Total - TC-Rejected Ballots		2867	0	0.00										
Contest Total		2867	522	18.21	449	437	446	441	7					

Audubon Park Council - DEM

		Registered	Ballots Cast	Turnout (%)	Gloria A. JONES	Thomas GOEBEL	Write-In						
Audubon Park Dist 1	Total	437	52	11.90	38	34							
Audubon Park Mail-In Ballot	Total	0	28	0.00	26	27	1						
Audubon Park Provisional	Total	0	0	0.00									
Audubon Park Emergency Ballots	Total	0	0	0.00									
Audubon Park Borough	Total	437	80	18.31	64	61	1						
Total - TC-Election Day		437	52	11.90	38	34							
Total - TC-Emergency		437	0	0.00									
Total - TC-Mail-In Ballot		437	28	6.41	26	27	1						
Total - TC-Provisional		437	0	0.00									
Total - TC-Rejected Ballots		437	0	0.00									
Contest Total		437	80	18.31	64	61	1						

Audubon Park County Committee Man - DEM

		Registered	Ballots Cast	Turnout (%)	Mitchell SIEGEL	Edwin H. JONES, SR.	Write-In						
Audubon Park Dist 1	Total	437	52	11.90	33	12							
Audubon Park Mail-In Ballot	Total	0	28	0.00	17	10							
Audubon Park Provisional	Total	0	0	0.00									
Audubon Park Emergency Ballots	Total	0	0	0.00									
Audubon Park Borough	Total	437	80	18.31	50	22							
Total - TC-Election Day		437	52	11.90	33	12							
Total - TC-Emergency		437	0	0.00									
Total - TC-Mail-In Ballot		437	28	6.41	17	10							
Total - TC-Provisional		437	0	0.00									
Total - TC-Rejected Ballots		437	0	0.00									
Contest Total		437	80	18.31	50	22							

Audubon Park County Committee Woman - DEM

		Registered	Ballots Cast	Turnout (%)	Sandra HOOK	Judith DI PASQUALE	Write-In							
Audubon Park Dist 1	Total	437	52	11.90	33	13								
Audubon Park Mail-In Ballot	Total	0	28	0.00	16	12								
Audubon Park Provisional	Total	0	0	0.00										
Audubon Park Emergency Ballots	Total	0	0	0.00										
Audubon Park Borough	Total	437	80	18.31	49	25								
Total - TC-Election Day		437	52	11.90	33	13								
Total - TC-Emergency		437	0	0.00										
Total - TC-Mail-In Ballot		437	28	6.41	16	12								
Total - TC-Provisional		437	0	0.00										
Total - TC-Rejected Ballots		437	0	0.00										
Contest Total		437	80	18.31	49	25								

Barrington Mayor - DEM

		Registered	Ballots Cast	Turnout (%)	Patit HARRIS	Write-In							
Barrington Dist 1	Total	471	38	8.07	29	1							
Barrington Dist 2	Total	367	23	6.27	18								
Barrington Dist 3	Total	429	32	7.46	26	1							
Barrington Dist 4	Total	622	46	7.40	41								
Barrington Dist 5	Total	240	25	10.42	18	2							
Barrington Mail-In Ballot	Total	0	219	0.00	191	2							
Barrington Provisional	Total	0	5	0.00	4								
Barrington Emergency Ballots	Total	0	0	0.00									
Barrington Borough	Total	2129	388	18.22	327	6							
Total - TC-Election Day		2129	164	7.70	132	4							
Total - TC-Emergency		2129	0	0.00									
Total - TC-Mail-In Ballot		2129	219	10.29	191	2							
Total - TC-Provisional		2129	5	0.23	4								
Total - TC-Rejected Ballots		2129	0	0.00									
Contest Total		2129	388	18.22	327	6							

Barrington Council - DEM

		Registered	Ballots Cast	Turnout (%)	Michael BEACH	Wayne ROBENOLT	Write-In						
Barrington Dist 1	Total	471	38	8.07	31	25							
Barrington Dist 2	Total	367	23	6.27	19	19							
Barrington Dist 3	Total	429	32	7.46	26	24							
Barrington Dist 4	Total	622	46	7.40	36	37							
Barrington Dist 5	Total	240	25	10.42	19	19	4						
Barrington Mail-In Ballot	Total	0	219	0.00	204	199							
Barrington Provisional	Total	0	5	0.00	3	3							
Barrington Emergency Ballots	Total	0	0	0.00									
Barrington Borough	Total	2129	388	18.22	338	326	4						
Total - TC-Election Day		2129	164	7.70	131	124	4						
Total - TC-Emergency		2129	0	0.00									
Total - TC-Mail-In Ballot		2129	219	10.29	204	199							
Total - TC-Provisional		2129	5	0.23	3	3							
Total - TC-Rejected Ballots		2129	0	0.00									
Contest Total		2129	388	18.22	338	326	4						

Barrington County Committee Man - DEM

		Registered	Ballots Cast	Turnout (%)	Robert W. HARRIS	Shawn LUDWIG	George JONES	Write-In					
Barrington Dist 1	Total	471	38	8.07	29	26	24						
Barrington Dist 2	Total	367	23	6.27	19	19	20						
Barrington Dist 3	Total	429	32	7.46	25	25	24						
Barrington Dist 4	Total	622	46	7.40	38	34	34	1					
Barrington Dist 5	Total	240	25	10.42	19	20	19	1					
Barrington Mail-In Ballot	Total	0	219	0.00	200	195	196						
Barrington Provisional	Total	0	5	0.00	4	1	3						
Barrington Emergency Ballots	Total	0	0	0.00									
Barrington Borough	Total	2129	388	18.22	334	320	320	2					
Total - TC-Election Day		2129	164	7.70	130	124	121	2					
Total - TC-Emergency		2129	0	0.00									
Total - TC-Mail-In Ballot		2129	219	10.29	200	195	196						
Total - TC-Provisional		2129	5	0.23	4	1	3						
Total - TC-Rejected Ballots		2129	0	0.00									
Contest Total		2129	388	18.22	334	320	320	2					

Barrington County Committee Woman - DEM

		Registered	Ballots Cast	Turnout (%)	Felicia R. ROBENOLT	Patricia A. FARINELLA	Maureen BERGERON	Write-In					
Barrington Dist 1	Total	471	38	8.07	27	27	25						
Barrington Dist 2	Total	367	23	6.27	20	20	20						
Barrington Dist 3	Total	429	32	7.46	25	25	25						
Barrington Dist 4	Total	622	46	7.40	37	33	32						
Barrington Dist 5	Total	240	25	10.42	21	23	22						
Barrington Mail-In Ballot	Total	0	219	0.00	194	204	206						
Barrington Provisional	Total	0	5	0.00	3	3	4						
Barrington Emergency Ballots	Total	0	0	0.00									
Barrington Borough	Total	2129	388	18.22	327	335	334						
Total - TC-Election Day		2129	164	7.70	130	128	124						
Total - TC-Emergency		2129	0	0.00									
Total - TC-Mail-In Ballot		2129	219	10.29	194	204	206						
Total - TC-Provisional		2129	5	0.23	3	3	4						
Total - TC-Rejected Ballots		2129	0	0.00									
Contest Total		2129	388	18.22	327	335	334						

Bellmawr Council - DEM

		Registered	Ballots Cast	Turnout (%)	Raymond 'Ray' BIDER	James 'Janie' P. CASEY	Write-In						
Bellmawr Dist 1	Total	674	32	4.75	27	24							
Bellmawr Dist 2	Total	638	39	6.11	24	24							
Bellmawr Dist 3	Total	525	23	4.38	19	21							
Bellmawr Dist 4	Total	573	60	10.47	42	39							
Bellmawr Dist 5	Total	470	13	2.77	11	9							
Bellmawr Dist 6	Total	546	17	3.11	14	11							
Bellmawr Dist 7	Total	454	19	4.19	12	12	2						
Bellmawr Mail-In Ballot	Total	0	388	0.00	343	344	4						
Bellmawr Provisional	Total	0	4	0.00	2	2							
Bellmawr Emergency Ballots	Total	0	0	0.00									
Bellmawr Borough	Total	3880	595	15.34	494	486	6						
Total - TC-Election Day		3880	203	5.23	149	140	2						
Total - TC-Emergency		3880	0	0.00									
Total - TC-Mail-In Ballot		3880	388	10.00	343	344	4						
Total - TC-Provisional		3880	4	0.10	2	2							
Total - TC-Rejected Ballots		3880	0	0.00									
Contest Total		3880	595	15.34	494	486	6						

Bellmawr County Committee Man - DEM

		Registered	Ballots Cast	Turnout (%)	Robert MESSICK	Raymond STASZAK	Frank FILIPEK, JR.	Louis DI ANGELO	John STRAUB	Ryan DORAN	Write-In			
Bellmawr Dist 1	Total	674	32	4.75	25	25	25	26	26	24				
Bellmawr Dist 2	Total	638	39	6.11	24	23	23	25	22	21				
Bellmawr Dist 3	Total	525	23	4.38	16	15	15	19	18	19				
Bellmawr Dist 4	Total	573	60	10.47	43	43	38	41	37	35	1			
Bellmawr Dist 5	Total	470	13	2.77	12	11	11	12	11	11				
Bellmawr Dist 6	Total	546	17	3.11	13	14	11	14	12	12				
Bellmawr Dist 7	Total	454	19	4.19	11	11	11	13	9	13				
Bellmawr Mail-In Ballot	Total	0	388	0.00	332	324	324	336	327	322	6			
Bellmawr Provisional	Total	0	4	0.00	2	2	2	2	2	2				
Bellmawr Emergency Ballots	Total	0	0	0.00										
Bellmawr Borough	Total	3880	595	15.34	478	468	460	488	464	459	7			
Total - TC-Election Day		3880	203	5.23	144	142	134	150	135	135	1			
Total - TC-Emergency		3880	0	0.00										
Total - TC-Mail-In Ballot		3880	388	10.00	332	324	324	336	327	322	6			
Total - TC-Provisional		3880	4	0.10	2	2	2	2	2	2				
Total - TC-Rejected Ballots		3880	0	0.00										
Contest Total		3880	595	15.34	478	468	460	488	464	459	7			

Bellmawr County Committee Woman - DEM

		Registered	Ballots Cast	Turnout (%)	Annamarie STOLFO	Denise SAUTER	Lisa YOUNG	Jamie GIAMBANIS	Anna MOORE	Lauren DORAN	Write-In			
Bellmawr Dist 1	Total	674	32	4.75	24	25	24	25	24	24				
Bellmawr Dist 2	Total	638	39	6.11	25	25	26	22	25	23				
Bellmawr Dist 3	Total	525	23	4.38	19	17	17	17	19	19				
Bellmawr Dist 4	Total	573	60	10.47	41	43	43	42	48	36				
Bellmawr Dist 5	Total	470	13	2.77	11	11	11	10	11	11				
Bellmawr Dist 6	Total	546	17	3.11	13	14	13	14	12	11				
Bellmawr Dist 7	Total	454	19	4.19	11	11	11	12	12	12				
Bellmawr Mail-In Ballot	Total	0	388	0.00	330	332	330	327	328	323	11			
Bellmawr Provisional	Total	0	4	0.00	2	2	2	2	2	2				
Bellmawr Emergency Ballots	Total	0	0	0.00										
Bellmawr Borough	Total	3880	595	15.34	476	480	477	471	481	461	11			
Total - TC-Election Day		3880	203	5.23	144	146	145	142	151	136				
Total - TC-Emergency		3880	0	0.00										
Total - TC-Mail-In Ballot		3880	388	10.00	330	332	330	327	328	323	11			
Total - TC-Provisional		3880	4	0.10	2	2	2	2	2	2				
Total - TC-Rejected Ballots		3880	0	0.00										
Contest Total		3880	595	15.34	476	480	477	471	481	461	11			

Berlin Boro Mayor - DEM

		Registered	Ballots Cast	Turnout (%)	Write-In								
Berlin Boro Dist 1	Total	294	12	4.08	2								
Berlin Boro Dist 2	Total	397	17	4.28									
Berlin Boro Dist 3	Total	464	29	6.25									
Berlin Boro Dist 4	Total	390	10	2.56									
Berlin Boro Dist 5	Total	219	15	6.85									
Berlin Boro Mail-In Ballot	Total	0	217	0.00									
Berlin Boro Provisional	Total	0	2	0.00									
Berlin Boro Emergency Ballots	Total	0	0	0.00									
Berlin Borough	Total	1764	302	17.12	2								
Total - TC-Election Day		1764	83	4.71	2								
Total - TC-Emergency		1764	0	0.00									
Total - TC-Mail-In Ballot		1764	217	12.30									
Total - TC-Provisional		1764	2	0.11									
Total - TC-Rejected Ballots		1764	0	0.00									
Contest Total		1764	302	17.12	2								

Berlin Boro Council - DEM

		Registered	Ballots Cast	Turnout (%)	Write-In								
Berlin Boro Dist 1	Total	294	12	4.08	3								
Berlin Boro Dist 2	Total	397	17	4.28	1								
Berlin Boro Dist 3	Total	464	29	6.25									
Berlin Boro Dist 4	Total	390	10	2.56									
Berlin Boro Dist 5	Total	219	15	6.85									
Berlin Boro Mail-In Ballot	Total	0	217	0.00									
Berlin Boro Provisional	Total	0	2	0.00									
Berlin Boro Emergency Ballots	Total	0	0	0.00									
Berlin Borough	Total	1764	302	17.12	4								
Total - TC-Election Day		1764	83	4.71	4								
Total - TC-Emergency		1764	0	0.00									
Total - TC-Mail-In Ballot		1764	217	12.30									
Total - TC-Provisional		1764	2	0.11									
Total - TC-Rejected Ballots		1764	0	0.00									
Contest Total		1764	302	17.12	4								

Berlin Boro County Committee Man - DEM

		Registered	Ballots Cast	Turnout (%)	Donald CRAIG	David MC PEAK	Bill CARUSO	Write-In						
Berlin Boro Dist 1	Total	294	12	4.08	5	6	5							
Berlin Boro Dist 2	Total	397	17	4.28	14	13	15							
Berlin Boro Dist 3	Total	464	29	6.25	25	24	25							
Berlin Boro Dist 4	Total	390	10	2.56	6	5	6							
Berlin Boro Dist 5	Total	219	15	6.85	14	11	11							
Berlin Boro Mail-In Ballot	Total	0	217	0.00	183	183	185	3						
Berlin Boro Provisional	Total	0	2	0.00	2	2	2							
Berlin Boro Emergency Ballots	Total	0	0	0.00										
Berlin Borough	Total	1764	302	17.12	249	244	249	3						
Total - TC-Election Day		1764	83	4.71	64	59	62							
Total - TC-Emergency		1764	0	0.00										
Total - TC-Mail-In Ballot		1764	217	12.30	183	183	185	3						
Total - TC-Provisional		1764	2	0.11	2	2	2							
Total - TC-Rejected Ballots		1764	0	0.00										
Contest Total		1764	302	17.12	249	244	249	3						

Berlin Boro County Committee Woman - DEM

		Registered	Ballots Cast	Turnout (%)	Eileen CRAIG	Mary PAGE	Chris EARLE	Write-In						
Berlin Boro Dist 1	Total	294	12	4.08	6	5	5							
Berlin Boro Dist 2	Total	397	17	4.28	13	15	13							
Berlin Boro Dist 3	Total	464	29	6.25	27	24	25							
Berlin Boro Dist 4	Total	390	10	2.56	7	7	6							
Berlin Boro Dist 5	Total	219	15	6.85	14	11	11							
Berlin Boro Mail-In Ballot	Total	0	217	0.00	190	195	191							
Berlin Boro Provisional	Total	0	2	0.00	2	2	2							
Berlin Boro Emergency Ballots	Total	0	0	0.00										
Berlin Borough	Total	1764	302	17.12	259	259	253							
Total - TC-Election Day		1764	83	4.71	67	62	60							
Total - TC-Emergency		1764	0	0.00										
Total - TC-Mail-In Ballot		1764	217	12.30	190	195	191							
Total - TC-Provisional		1764	2	0.11	2	2	2							
Total - TC-Rejected Ballots		1764	0	0.00										
Contest Total		1764	302	17.12	259	259	253							

Berlin Twp Council - DEM

		Registered	Ballots Cast	Turnout (%)	Christopher T. MORRIS	Marion BODANZA	Write-In						
Berlin Twp Dist 1	Total	652	53	8.13	48	45							
Berlin Twp Dist 2	Total	292	30	10.27	24	26							
Berlin Twp Dist 3	Total	245	27	11.02	21	20							
Berlin Twp Dist 4	Total	545	26	4.77	22	22							
Berlin Twp Mail-In Ballot	Total	0	239	0.00	217	210	5						
Berlin Twp Provisional	Total	0	6	0.00	5	5	2						
Berlin Twp Emergency Ballots	Total	0	0	0.00									
Berlin Township	Total	1734	381	21.97	337	328	7						
Total - TC-Election Day		1734	136	7.84	115	113							
Total - TC-Emergency		1734	0	0.00									
Total - TC-Mail-In Ballot		1734	239	13.78	217	210	5						
Total - TC-Provisional		1734	6	0.35	5	5	2						
Total - TC-Rejected Ballots		1734	0	0.00									
Contest Total		1734	381	21.97	337	328	7						

Berlin Twp County Committee Man - DEM

		Registered	Ballots Cast	Turnout (%)	Dante MAGAZZU	Samuel SYKES	Jack TURNER	Write-In						
Berlin Twp Dist 1	Total	652	53	8.13	48	44	50							
Berlin Twp Dist 2	Total	292	30	10.27	23	26	23							
Berlin Twp Dist 3	Total	245	27	11.02	19	21	20							
Berlin Twp Dist 4	Total	545	26	4.77	23	21	23							
Berlin Twp Mail-In Ballot	Total	0	239	0.00	200	212	213	7						
Berlin Twp Provisional	Total	0	6	0.00	5	5	6	2						
Berlin Twp Emergency Ballots	Total	0	0	0.00										
Berlin Township	Total	1734	381	21.97	318	329	335	9						
Total - TC-Election Day		1734	136	7.84	113	112	116							
Total - TC-Emergency		1734	0	0.00										
Total - TC-Mail-In Ballot		1734	239	13.78	200	212	213	7						
Total - TC-Provisional		1734	6	0.35	5	5	6	2						
Total - TC-Rejected Ballots		1734	0	0.00										
Contest Total		1734	381	21.97	318	329	335	9						

Berlin Twp County Committee Woman - DEM

		Registered	Ballots Cast	Turnout (%)	Phyllis JEFFRIES MAGAZZU	Lindsey SHELLENBERGER	Marion BODANZA	Write-In					
Berlin Twp Dist 1	Total	652	53	8.13	47	45	44						
Berlin Twp Dist 2	Total	292	30	10.27	27	22	24						
Berlin Twp Dist 3	Total	245	27	11.02	22	20	22						
Berlin Twp Dist 4	Total	545	26	4.77	24	24	21						
Berlin Twp Mail-In Ballot	Total	0	239	0.00	211	212	213	7					
Berlin Twp Provisional	Total	0	6	0.00	5	5	5	3					
Berlin Twp Emergency Ballots	Total	0	0	0.00									
Berlin Township	Total	1734	381	21.97	336	328	329	10					
Total - TC-Election Day		1734	136	7.84	120	111	111						
Total - TC-Emergency		1734	0	0.00									
Total - TC-Mail-In Ballot		1734	239	13.78	211	212	213	7					
Total - TC-Provisional		1734	6	0.35	5	5	5	3					
Total - TC-Rejected Ballots		1734	0	0.00									
Contest Total		1734	381	21.97	336	328	329	10					

Brooklawn Council - DEM

		Registered	Ballots Cast	Turnout (%)	Patrick MOSES	John CLOTWORTHY	Write-In							
Brooklawn Dist 1	Total	548	41	7.48	33	37	2							
Brooklawn Mail-In Ballot	Total	0	53	0.00	49	46								
Brooklawn Provisional	Total	0	0	0.00										
Brooklawn Emergency Ballots	Total	0	0	0.00										
Brooklawn Borough	Total	548	94	17.15	82	83	2							
Total - TC-Election Day		548	41	7.48	33	37	2							
Total - TC-Emergency		548	0	0.00										
Total - TC-Mail-In Ballot		548	53	9.67	49	46								
Total - TC-Provisional		548	0	0.00										
Total - TC-Rejected Ballots		548	0	0.00										
Contest Total		548	94	17.15	82	83	2							

Brooklawn County Committee Man - DEM

		Registered	Ballots Cast	Turnout (%)	Kevin EVERHART	Write-In							
Brooklawn Dist 1	Total	548	41	7.48	32	2							
Brooklawn Mail-In Ballot	Total	0	53	0.00	49								
Brooklawn Provisional	Total	0	0	0.00									
Brooklawn Emergency Ballots	Total	0	0	0.00									
Brooklawn Borough	Total	548	94	17.15	81	2							
Total - TC-Election Day		548	41	7.48	32	2							
Total - TC-Emergency		548	0	0.00									
Total - TC-Mail-In Ballot		548	53	9.67	49								
Total - TC-Provisional		548	0	0.00									
Total - TC-Rejected Ballots		548	0	0.00									
Contest Total		548	94	17.15	81	2							

Brooklawn County Committee Woman - DEM

		Registered	Ballots Cast	Turnout (%)	Mary MEVOLI	Write-In							
Brooklawn Dist 1	Total	548	41	7.48	36	2							
Brooklawn Mail-In Ballot	Total	0	53	0.00	47	1							
Brooklawn Provisional	Total	0	0	0.00									
Brooklawn Emergency Ballots	Total	0	0	0.00									
Brooklawn Borough	Total	548	94	17.15	83	3							
Total - TC-Election Day		548	41	7.48	36	2							
Total - TC-Emergency		548	0	0.00									
Total - TC-Mail-In Ballot		548	53	9.67	47	1							
Total - TC-Provisional		548	0	0.00									
Total - TC-Rejected Ballots		548	0	0.00									
Contest Total		548	94	17.15	83	3							

Camden City Ward 1 Council - DEM

		Registered	Ballots Cast	Turnout (%)	Shaneka BOUCHER	Vance BOWMAN	Tina ISRAEL	Gloria G. MARSHALL	Write-In					
Camden City W1 D1	Total	358	39	10.89	17	18	1	1						
Camden City W1 D2	Total	760	117	15.39	71	30		2						
Camden City W1 D3	Total	566	58	10.25	38	14	2	1						
Camden City W1 D4	Total	454	46	10.13	28	11								
Camden City W1 D5	Total	645	72	11.16	40	21	5	1						
Camden City W1 D6	Total	675	52	7.70	29	13	1	6						
Camden City W1 D7	Total	407	29	7.13	14	12	1							
Camden City W1 D8	Total	568	94	16.55	56	27	2	5						
Camden City W1 D9	Total	796	70	8.79	34	25	3	5						
Camden City W1 D10	Total	481	50	10.40	16	29	1		1					
Camden City Ward 1 Mail-In Ballot	Total	0	349	0.00	225	44	12	18	1					
Camden City Ward 1 Provisional	Total	0	15	0.00	9	1								
Camden City W1 Emergency Ballots	Total	0	0	0.00										
Camden City	Total	5710	991	17.36	577	245	28	39	2					
Total - TC-Election Day		5710	627	10.98	343	200	16	21	1					
Total - TC-Emergency		5710	0	0.00										
Total - TC-Mail-In Ballot		5710	349	6.11	225	44	12	18	1					
Total - TC-Provisional		5710	15	0.26	9	1								
Total - TC-Rejected Ballots		5710	0	0.00										
Contest Total		5710	991	17.36	577	245	28	39	2					

Camden City Ward 2 Council - DEM

		Registered	Ballots Cast	Turnout (%)	Victor CARSTARPHEN	Theo SPENCER	Write-In						
Camden City W2 D1	Total	422	55	13.03	31	20							
Camden City W2 D2	Total	557	64	11.49	38	24							
Camden City W2 D3	Total	660	130	19.70	68	55							
Camden City W2 D4	Total	383	55	14.36	32	16							
Camden City W2 D5	Total	467	54	11.56	30	17							
Camden City W2 D6	Total	825	121	14.67	83	28							
Camden City W2 D7	Total	641	92	14.35	62	27							
Camden City W2 D8	Total	872	89	10.21	71	14							
Camden City W2 D9	Total	843	74	8.78	50	14							
Camden City W2 D10	Total	405	40	9.88	24	15							
Camden City W2 D11	Total	396	48	12.12	37	9							
Camden City Ward 2 Mail-In Ballot	Total	0	400	0.00	290	58							
Camden City Ward 2 Provisional	Total	0	30	0.00	16	11							
Camden City W2 Emergency Ballots	Total	0	0	0.00									
Camden City	Total	6471	1252	19.35	832	308							
Total - TC-Election Day		6471	822	12.70	526	239							
Total - TC-Emergency		6471	0	0.00									
Total - TC-Mail-In Ballot		6471	400	6.18	290	58							
Total - TC-Provisional		6471	30	0.46	16	11							
Total - TC-Rejected Ballots		6471	0	0.00									
Contest Total		6471	1252	19.35	832	308							

Camden City Ward 3 Council - DEM

		Registered	Ballots Cast	Turnout (%)	Marilyn TORRES	Matthew GOODWIN	Vida NEIL ROSJLI	Write-In						
Camden City W3 D1	Total	441	36	8.16	29	2	2							
Camden City W3 D2	Total	715	80	11.19	50	16	10	1						
Camden City W3 D3	Total	515	74	14.37	63	4	2							
Camden City W3 D4	Total	575	34	5.91	25	5	2							
Camden City W3 D5	Total	451	43	9.53	32	3	4							
Camden City W3 D6	Total	639	70	10.95	37	15	13							
Camden City W3 D7	Total	594	65	10.94	37	15	10							
Camden City W3 D8	Total	630	61	9.68	48	6	5							
Camden City W3 D9	Total	744	95	12.77	72	6	6							
Camden City Ward 3 Mail-In Ballot	Total	0	341	0.00	253	39	10							
Camden City Ward 3 Provisional	Total	0	15	0.00	10	1	1							
Camden City W3 Emergency Ballots	Total	0	0	0.00										
Camden City	Total	5304	914	17.23	656	112	65	1						
Total - TC-Election Day		5304	558	10.52	393	72	54	1						
Total - TC-Emergency		5304	0	0.00										
Total - TC-Mail-In Ballot		5304	341	6.43	253	39	10							
Total - TC-Provisional		5304	15	0.28	10	1	1							
Total - TC-Rejected Ballots		5304	0	0.00										
Contest Total		5304	914	17.23	656	112	65	1						

Camden City Ward 4 Council - DEM

		Registered	Ballots Cast	Turnout (%)	Felisha REYES-MORTON	Tison LAMBERTY	Write-In						
Camden City W4 D1	Total	476	57	11.97	47	5							
Camden City W4 D2	Total	498	38	7.63	34	2							
Camden City W4 D3	Total	590	96	16.27	81	4							
Camden City W4 D4	Total	618	74	11.97	54	13							
Camden City W4 D5	Total	494	47	9.51	42	2							
Camden City W4 D6	Total	569	37	6.50	33	1							
Camden City W4 D7	Total	544	42	7.72	34	2	2						
Camden City W4 D8	Total	573	42	7.33	29	6							
Camden City W4 D9	Total	560	55	9.82	39	11							
Camden City W4 D10	Total	562	49	8.72	38	10							
Camden City Ward 4 Mail-In Ballot	Total	0	268	0.00	205	28							
Camden City Ward 4 Provisional	Total	0	11	0.00	10								
Camden City W4 Emergency Ballots	Total	0	0	0.00									
Camden City	Total	5484	816	14.88	646	84	2						
Total - TC-Election Day		5484	537	9.79	431	56	2						
Total - TC-Emergency		5484	0	0.00									
Total - TC-Mail-In Ballot		5484	268	4.89	205	28							
Total - TC-Provisional		5484	11	0.20	10								
Total - TC-Rejected Ballots		5484	0	0.00									
Contest Total		5484	816	14.88	646	84	2						

Camden City Ward 1 County Committee - DEM

		Registered	Ballots Cast	Turnout (%)	Cam Co Dem Com	Demis of Cam Co	This Is The Time Lets Go							
Camden City W1 D1	Total	358	39	10.89	23	7	2							
Camden City W1 D2	Total	760	117	15.39	52	14	2							
Camden City W1 D3	Total	566	58	10.25	31	11	1							
Camden City W1 D4	Total	454	46	10.13	17	5	1							
Camden City W1 D5	Total	645	72	11.16	21	15	6							
Camden City W1 D6	Total	675	52	7.70	23	9	1							
Camden City W1 D7	Total	407	29	7.13	6	8	1							
Camden City W1 D8	Total	568	94	16.55	44	22	1							
Camden City W1 D9	Total	796	70	8.79	26	23	1							
Camden City W1 D10	Total	481	50	10.40	14	17	3							
Camden City Ward 1 Mail-In Ballot	Total	0	349	0.00	245	25	4							
Camden City Ward 1 Provisional	Total	0	15	0.00	10									
Camden City W1 Emergency Ballots	Total	0	0	0.00										
Camden City	Total	5710	991	17.36	512	156	23							
Total - TC-Election Day		5710	627	10.98	257	131	19							
Total - TC-Emergency		5710	0	0.00										
Total - TC-Mail-In Ballot		5710	349	6.11	245	25	4							
Total - TC-Provisional		5710	15	0.26	10									
Total - TC-Rejected Ballots		5710	0	0.00										
Contest Total		5710	991	17.36	512	156	23							

Camden City Ward 2 County Committee - DEM

		Registered	Ballots Cast	Turnout (%)	Cam Co Dem Com	Demis of Cam Co							
Camden City W2 D1	Total	422	55	13.03	23	8							
Camden City W2 D2	Total	557	64	11.49	30	14							
Camden City W2 D3	Total	660	130	19.70	49	24							
Camden City W2 D4	Total	383	55	14.36	24	7							
Camden City W2 D5	Total	467	54	11.56	22	11							
Camden City W2 D6	Total	825	121	14.67	53	28							
Camden City W2 D7	Total	641	92	14.35	43	10							
Camden City W2 D8	Total	872	89	10.21	46	6							
Camden City W2 D9	Total	843	74	8.78	37	8							
Camden City W2 D10	Total	405	40	9.88	15	10							
Camden City W2 D11	Total	396	48	12.12	20	8							
Camden City Ward 2 Mail-In Ballot	Total	0	400	0.00	293	27							
Camden City Ward 2 Provisional	Total	0	30	0.00	14	6							
Camden City W2 Emergency Ballots	Total	0	0	0.00									
Camden City	Total	6471	1252	19.35	669	167							
Total - TC-Election Day		6471	822	12.70	362	134							
Total - TC-Emergency		6471	0	0.00									
Total - TC-Mail-In Ballot		6471	400	6.18	293	27							
Total - TC-Provisional		6471	30	0.46	14	6							
Total - TC-Rejected Ballots		6471	0	0.00									
Contest Total		6471	1252	19.35	669	167							

Camden City Ward 3 County Committee - DEM

		Registered	Ballots Cast	Turnout (%)	Cam Co Dem Com	Demis of Cam Co							
Camden City W3 D1	Total	441	36	8.16	25	2							
Camden City W3 D2	Total	715	80	11.19	40	15							
Camden City W3 D3	Total	515	74	14.37	46	4							
Camden City W3 D4	Total	575	34	5.91	21	7							
Camden City W3 D5	Total	451	43	9.53	24	5							
Camden City W3 D6	Total	639	70	10.95	27	13							
Camden City W3 D7	Total	594	65	10.94	25	15							
Camden City W3 D8	Total	630	61	9.68	32	7							
Camden City W3 D9	Total	744	95	12.77	32	11							
Camden City Ward 3 Mail-In Ballot	Total	0	341	0.00	254	30							
Camden City Ward 3 Provisional	Total	0	15	0.00	10	1							
Camden City W3 Emergency Ballots	Total	0	0	0.00									
Camden City	Total	5304	914	17.23	536	110							
Total - TC-Election Day		5304	558	10.52	272	79							
Total - TC-Emergency		5304	0	0.00									
Total - TC-Mail-In Ballot		5304	341	6.43	254	30							
Total - TC-Provisional		5304	15	0.28	10	1							
Total - TC-Rejected Ballots		5304	0	0.00									
Contest Total		5304	914	17.23	536	110							

Camden City Ward 4 County Committee - DEM

		Registered	Ballots Cast	Turnout (%)	Cam Co Dem Comm	Demis of Cam Co							
Camden City W4 D1	Total	476	57	11.97	37	4							
Camden City W4 D2	Total	498	38	7.63	19	1							
Camden City W4 D3	Total	590	96	16.27	56	1							
Camden City W4 D4	Total	618	74	11.97	41	10							
Camden City W4 D5	Total	494	47	9.51	35	3							
Camden City W4 D6	Total	569	37	6.50	27								
Camden City W4 D7	Total	544	42	7.72	30	1							
Camden City W4 D8	Total	573	42	7.33	18	1							
Camden City W4 D9	Total	560	55	9.82	25	9							
Camden City W4 D10	Total	562	49	8.72	30	10							
Camden City Ward 4 Mail-In Ballot	Total	0	268	0.00	180	27							
Camden City Ward 4 Provisional	Total	0	11	0.00	8								
Camden City W4 Emergency Ballots	Total	0	0	0.00									
Camden City	Total	5484	816	14.88	506	67							
Total - TC-Election Day		5484	537	9.79	318	40							
Total - TC-Emergency		5484	0	0.00									
Total - TC-Mail-In Ballot		5484	268	4.89	180	27							
Total - TC-Provisional		5484	11	0.20	8								
Total - TC-Rejected Ballots		5484	0	0.00									
Contest Total		5484	816	14.88	506	67							

Cherry Hill Mayor - DEM

		Registered	Ballots Cast	Turnout (%)	Susan SHIN ANGLUO	Susan DRUCKENBROD	Write-In							
Cherry Hill Dist 1	Total	457	77	16.85	53	18								
Cherry Hill Dist 2	Total	520	56	10.77	36	17								
Cherry Hill Dist 3	Total	451	32	7.10	25	5								
Cherry Hill Dist 4	Total	517	35	6.77	24	11								
Cherry Hill Dist 5	Total	538	67	12.45	47	15								
Cherry Hill Dist 6	Total	381	38	9.97	31	4								
Cherry Hill Dist 7	Total	475	40	8.42	29	9								
Cherry Hill Dist 8	Total	434	49	11.29	33	10								
Cherry Hill Dist 9	Total	792	70	8.84	50	18								
Cherry Hill Dist 10	Total	321	45	14.02	38	6								
Cherry Hill Dist 11	Total	528	88	16.67	62	21								
Cherry Hill Dist 12	Total	513	59	11.50	42	14								
Cherry Hill Dist 13	Total	386	47	12.18	38	9								
Cherry Hill Dist 14	Total	344	46	13.37	34	8								
Cherry Hill Dist 15	Total	600	56	9.33	36	15								
Cherry Hill Dist 16	Total	386	41	10.62	32	8								
Cherry Hill Dist 17	Total	565	67	11.86	43	18								
Cherry Hill Dist 18	Total	401	35	8.73	30	4								
Cherry Hill Dist 19	Total	501	85	16.97	63	16								
Cherry Hill Dist 20	Total	921	123	13.36	89	28								
Cherry Hill Dist 21	Total	546	72	13.19	44	25								
Cherry Hill Dist 22	Total	432	60	13.89	40	15								
Cherry Hill Dist 23	Total	618	61	9.87	45	14								
Cherry Hill Dist 24	Total	540	62	11.48	50	7								
Cherry Hill Dist 25	Total	434	62	14.29	44	18								
Cherry Hill Dist 26	Total	670	88	13.13	62	21								
Cherry Hill Dist 27	Total	486	76	15.64	65	9								
Cherry Hill Dist 28	Total	633	73	11.53	55	13	1							
Cherry Hill Dist 29	Total	630	72	11.43	44	22								
Cherry Hill Dist 30	Total	397	81	20.40	66	8	1							
Cherry Hill Dist 31	Total	761	77	10.12	58	13								
Cherry Hill Dist 32	Total	427	38	8.90	22	10								
Cherry Hill Dist 33	Total	586	63	10.75	46	17								
Cherry Hill Dist 34	Total	506	53	10.47	43	7								
Cherry Hill Dist 35	Total	430	46	10.70	22	22								
Cherry Hill Dist 36	Total	555	63	11.35	54	3								
Cherry Hill Dist 37	Total	528	79	14.96	64	13								
Cherry Hill Dist 38	Total	472	74	15.68	64	10								
Cherry Hill Dist 39	Total	616	75	12.18	56	16								
Cherry Hill Dist 40	Total	413	55	13.32	44	10								
Cherry Hill Dist 41	Total	374	39	10.43	29	9								
Cherry Hill Dist 42	Total	279	24	8.60	14	8								
Cherry Hill Dist 43	Total	416	52	12.50	41	8								
Cherry Hill Dist 44	Total	640	72	11.25	54	12								
Cherry Hill Dist 45	Total	812	87	10.71	68	17								
Cherry Hill Dist 46	Total	438	45	10.27	36	7								
Cherry Hill Dist 47	Total	580	78	13.45	65	8								

Cherry Hill Mayor - DEM

		Registered	Ballots Cast	Turnout (%)	Susan SHIN ANGUILO	Susan DRUCKENBROD	Write-In						
Cherry Hill Dist 48	Total	290	25	8.62	16	6							
Cherry Hill Mail-In Ballot	Total	0	3542	0.00	2714	565	5						
Cherry Hill Provisional	Total	0	111	0.00	87	17							
Cherry Hill Emergency Ballots	Total	0	0	0.00									
Cherry Hill Twp	Total	24540	6561	26.74	4947	1184	7						
Total - TC-Election Day		24540	2908	11.85	2146	602	2						
Total - TC-Emergency		24540	0	0.00									
Total - TC-Mail-In Ballot		24540	3542	14.43	2714	565	5						
Total - TC-Provisional		24540	111	0.45	87	17							
Total - TC-Rejected Ballots		24540	0	0.00									
Contest Total		24540	6561	26.74	4947	1184	7						

Cherry Hill Council - DEM

		Registered	Ballots Cast	Turnout (%)	Michele GOLKOW	Brian BAUERLE	Jennifer APPELL	Chiyoung 'Ji Young' MIN	Nathaniel DE MARINO	Scott SOFFEN	Write-In			
Cherry Hill Dist 1	Total	457	77	16.85	52	51	51	19	20	18				
Cherry Hill Dist 2	Total	520	56	10.77	34	27	33	20	22	16				
Cherry Hill Dist 3	Total	451	32	7.10	21	19	22	7	7	6				
Cherry Hill Dist 4	Total	517	35	6.77	27	23	25	8	9	10				
Cherry Hill Dist 5	Total	538	67	12.45	41	38	45	20	17	20				
Cherry Hill Dist 6	Total	381	38	9.97	26	28	26	6	5	6				
Cherry Hill Dist 7	Total	475	40	8.42	27	27	27	11	10	11				
Cherry Hill Dist 8	Total	434	49	11.29	31	29	28	14	14	13				
Cherry Hill Dist 9	Total	792	70	8.84	48	46	45	21	18	23				
Cherry Hill Dist 10	Total	321	45	14.02	35	33	37	6	6	5				
Cherry Hill Dist 11	Total	528	88	16.67	59	53	58	27	25	24				
Cherry Hill Dist 12	Total	513	59	11.50	40	38	40	15	14	13				
Cherry Hill Dist 13	Total	386	47	12.18	33	33	33	11	13	10				
Cherry Hill Dist 14	Total	344	46	13.37	33	31	33	12	8	9				
Cherry Hill Dist 15	Total	600	56	9.33	33	33	33	22	18	18				
Cherry Hill Dist 16	Total	386	41	10.62	32	30	34	7	7	7				
Cherry Hill Dist 17	Total	565	67	11.86	43	37	42	21	21	21				
Cherry Hill Dist 18	Total	401	35	8.73	29	29	29	7	4	5				
Cherry Hill Dist 19	Total	501	85	16.97	60	55	54	21	18	20				
Cherry Hill Dist 20	Total	921	123	13.36	82	76	87	33	30	28				
Cherry Hill Dist 21	Total	546	72	13.19	42	41	43	26	27	26	1			
Cherry Hill Dist 22	Total	432	60	13.89	40	41	38	17	15	20				
Cherry Hill Dist 23	Total	618	61	9.87	46	44	50	13	8	13				
Cherry Hill Dist 24	Total	540	62	11.48	48	46	47	10	11	11				
Cherry Hill Dist 25	Total	434	62	14.29	42	41	42	17	18	16				
Cherry Hill Dist 26	Total	670	88	13.13	62	57	58	26	24	24				
Cherry Hill Dist 27	Total	486	76	15.64	61	58	64	12	9	11				
Cherry Hill Dist 28	Total	633	73	11.53	53	50	55	17	15	14				
Cherry Hill Dist 29	Total	630	72	11.43	40	41	39	23	25	26	1			
Cherry Hill Dist 30	Total	397	81	20.40	69	66	70	6	7	10	2			
Cherry Hill Dist 31	Total	761	77	10.12	56	53	54	15	16	14				
Cherry Hill Dist 32	Total	427	38	8.90	22	20	26	11	11	9				
Cherry Hill Dist 33	Total	586	63	10.75	42	42	44	21	18	19				
Cherry Hill Dist 34	Total	506	53	10.47	44	41	41	8	7	6				
Cherry Hill Dist 35	Total	430	46	10.70	24	20	22	23	19	22				
Cherry Hill Dist 36	Total	555	63	11.35	52	50	53	7	5	5				
Cherry Hill Dist 37	Total	528	79	14.96	65	56	67	12	10	12				
Cherry Hill Dist 38	Total	472	74	15.68	64	60	62	9	11	11				
Cherry Hill Dist 39	Total	616	75	12.18	59	59	60	14	14	15				
Cherry Hill Dist 40	Total	413	55	13.32	42	40	40	13	13	11	1			
Cherry Hill Dist 41	Total	374	39	10.43	29	29	29	8	8	8				
Cherry Hill Dist 42	Total	279	24	8.60	15	16	15	7	7	7				
Cherry Hill Dist 43	Total	416	52	12.50	44	39	44	8	8	9				
Cherry Hill Dist 44	Total	640	72	11.25	59	51	59	10	8	9				
Cherry Hill Dist 45	Total	812	87	10.71	64	58	67	20	18	21				
Cherry Hill Dist 46	Total	438	45	10.27	36	35	32	7	7	7				
Cherry Hill Dist 47	Total	580	78	13.45	68	64	70	8	6	7				
Cherry Hill Dist 48	Total	290	25	8.62	15	13	16	7	7	7				

Cherry Hill Council - DEM

		Registered	Ballots Cast	Turnout (%)	Michele GOLKOW	Brian BAUERLE	Jennifer APPELL	Chiyoung 'Ji Young' MIN	Nathaniel DE MARINO	Scott SOFFEN	Write-In			
Cherry Hill Mail-In Ballot	Total	0	3542	0.00	2732	2603	2783	644	637	644	13			
Cherry Hill Provisional	Total	0	111	0.00	89	81	87	21	18	23				
Cherry Hill Emergency Ballots	Total	0	0	0.00										
Cherry Hill Twp	Total	24540	6561	26.74	4910	4651	4959	1348	1293	1320	18			
Total - TC-Election Day		24540	2908	11.85	2089	1967	2089	683	638	653	5			
Total - TC-Emergency		24540	0	0.00										
Total - TC-Mail-In Ballot		24540	3542	14.43	2732	2603	2783	644	637	644	13			
Total - TC-Provisional		24540	111	0.45	89	81	87	21	18	23				
Total - TC-Rejected Ballots		24540	0	0.00										
Contest Total		24540	6561	26.74	4910	4651	4959	1348	1293	1320	18			

Cherry Hill County Committee - DEM

		Registered	Ballots Cast	Turnout (%)	Cam Co Dem Co	Dems of Cam Co							
Cherry Hill Dist 1	Total	457	77	16.85	43	20							
Cherry Hill Dist 2	Total	520	56	10.77	29	16							
Cherry Hill Dist 3	Total	451	32	7.10	19	4							
Cherry Hill Dist 4	Total	517	35	6.77	20	10							
Cherry Hill Dist 5	Total	538	67	12.45	38	19							
Cherry Hill Dist 6	Total	381	38	9.97	19	4							
Cherry Hill Dist 7	Total	475	40	8.42	24	9							
Cherry Hill Dist 8	Total	434	49	11.29	27	10							
Cherry Hill Dist 9	Total	792	70	8.84	34	20							
Cherry Hill Dist 10	Total	321	45	14.02	26	7							
Cherry Hill Dist 11	Total	528	88	16.67	47	23							
Cherry Hill Dist 12	Total	513	59	11.50	36	13							
Cherry Hill Dist 13	Total	386	47	12.18	22	13							
Cherry Hill Dist 14	Total	344	46	13.37	26	9							
Cherry Hill Dist 15	Total	600	56	9.33	34	19							
Cherry Hill Dist 16	Total	386	41	10.62	22	9							
Cherry Hill Dist 17	Total	565	67	11.86	30	24							
Cherry Hill Dist 18	Total	401	35	8.73	23	5							
Cherry Hill Dist 19	Total	501	85	16.97	53	18							
Cherry Hill Dist 20	Total	921	123	13.36	61	30							
Cherry Hill Dist 21	Total	546	72	13.19	30	24							
Cherry Hill Dist 22	Total	432	60	13.89	32	13							
Cherry Hill Dist 23	Total	618	61	9.87	38	10							
Cherry Hill Dist 24	Total	540	62	11.48	39	6							
Cherry Hill Dist 25	Total	434	62	14.29	35	14							
Cherry Hill Dist 26	Total	670	88	13.13	49	24							
Cherry Hill Dist 27	Total	486	76	15.64	50	8							
Cherry Hill Dist 28	Total	633	73	11.53	45	14							
Cherry Hill Dist 29	Total	630	72	11.43	37	24							
Cherry Hill Dist 30	Total	397	81	20.40	59	9							
Cherry Hill Dist 31	Total	761	77	10.12	40	13							
Cherry Hill Dist 32	Total	427	38	8.90	23	6							
Cherry Hill Dist 33	Total	586	63	10.75	40	17							
Cherry Hill Dist 34	Total	506	53	10.47	40	7							
Cherry Hill Dist 35	Total	430	46	10.70	15	23							
Cherry Hill Dist 36	Total	555	63	11.35	39	5							
Cherry Hill Dist 37	Total	528	79	14.96	49	12							
Cherry Hill Dist 38	Total	472	74	15.68	45	10							
Cherry Hill Dist 39	Total	616	75	12.18	41	16							
Cherry Hill Dist 40	Total	413	55	13.32	34	12							
Cherry Hill Dist 41	Total	374	39	10.43	21	7							
Cherry Hill Dist 42	Total	279	24	8.60	9	9							
Cherry Hill Dist 43	Total	416	52	12.50	33	9							
Cherry Hill Dist 44	Total	640	72	11.25	46	9							
Cherry Hill Dist 45	Total	812	87	10.71	53	18							
Cherry Hill Dist 46	Total	438	45	10.27	23	9							
Cherry Hill Dist 47	Total	580	78	13.45	51	8							
Cherry Hill Dist 48	Total	290	25	8.62	13	6							
Cherry Hill Mail-In Ballot	Total	0	3542	0.00	2508	695							

Cherry Hill County Committee - DEM

		Registered	Ballots Cast	Turnout (%)	Cam Co Dem Co	Dems of Cam Co							
Cherry Hill Provisional	Total	0	111	0.00	76	22							
Cherry Hill Emergency Ballots	Total	0	0	0.00									
Cherry Hill Twp	Total	24540	6561	26.74	4246	1341							
Total - TC-Election Day		24540	2908	11.85	1662	624							
Total - TC-Emergency		24540	0	0.00									
Total - TC-Mail-In Ballot		24540	3542	14.43	2508	695							
Total - TC-Provisional		24540	111	0.45	76	22							
Total - TC-Rejected Ballots		24540	0	0.00									
Contest Total		24540	6561	26.74	4246	1341							

Chesilhurst Mayor - DEM

		Registered	Ballots Cast	Turnout (%)	Jamila A. ODOM-GARNETT	Karen CHEW	Herbert LTTLES	Write-In						
Chesilhurst Dist 1	Total	633	170	26.86	82	58	15							
Chesilhurst Mail-In Ballot	Total	0	77	0.00	36	24	12	1						
Chesilhurst Provisional	Total	0	2	0.00	2									
Chesilhurst Emergency Ballots	Total	0	0	0.00										
Chesilhurst Borough	Total	633	249	39.34	120	82	27	1						
Total - TC-Election Day		633	170	26.86	82	58	15							
Total - TC-Emergency		633	0	0.00										
Total - TC-Mail-In Ballot		633	77	12.16	36	24	12	1						
Total - TC-Provisional		633	2	0.32	2									
Total - TC-Rejected Ballots		633	0	0.00										
Contest Total		633	249	39.34	120	82	27	1						

Chesilhurst Council - DEM

		Registered	Ballots Cast	Turnout (%)	Russell S. HIRN	Monica HOLMES	Write-In							
Chesilhurst Dist 1	Total	633	170	26.86	87	70	12							
Chesilhurst Mail-In Ballot	Total	0	77	0.00	59	43								
Chesilhurst Provisional	Total	0	2	0.00	1									
Chesilhurst Emergency Ballots	Total	0	0	0.00										
Chesilhurst Borough	Total	633	249	39.34	147	113	12							
Total - TC-Election Day		633	170	26.86	87	70	12							
Total - TC-Emergency		633	0	0.00										
Total - TC-Mail-In Ballot		633	77	12.16	59	43								
Total - TC-Provisional		633	2	0.32	1									
Total - TC-Rejected Ballots		633	0	0.00										
Contest Total		633	249	39.34	147	113	12							

Chesilhurst County Committee Man - DEM

		Registered	Ballots Cast	Turnout (%)	Matthew MARRONE	Write-In								
Chesilhurst Dist 1	Total	633	170	26.86	104									
Chesilhurst Mail-In Ballot	Total	0	77	0.00	58									
Chesilhurst Provisional	Total	0	2	0.00	1									
Chesilhurst Emergency Ballots	Total	0	0	0.00										
Chesilhurst Borough	Total	633	249	39.34	163									
Total - TC-Election Day		633	170	26.86	104									
Total - TC-Emergency		633	0	0.00										
Total - TC-Mail-In Ballot		633	77	12.16	58									
Total - TC-Provisional		633	2	0.32	1									
Total - TC-Rejected Ballots		633	0	0.00										
Contest Total		633	249	39.34	163									

Chesilhurst County Committee Woman - DEM

		Registered	Ballots Cast	Turnout (%)	Marie C. LITTLES	Write-In								
Chesilhurst Dist 1	Total	633	170	26.86	110									
Chesilhurst Mail-In Ballot	Total	0	77	0.00	53									
Chesilhurst Provisional	Total	0	2	0.00	1									
Chesilhurst Emergency Ballots	Total	0	0	0.00										
Chesilhurst Borough	Total	633	249	39.34	164									
Total - TC-Election Day		633	170	26.86	110									
Total - TC-Emergency		633	0	0.00										
Total - TC-Mail-In Ballot		633	77	12.16	53									
Total - TC-Provisional		633	2	0.32	1									
Total - TC-Rejected Ballots		633	0	0.00										
Contest Total		633	249	39.34	164									

Clementon Mayor - DEM

		Registered	Ballots Cast	Turnout (%)	Thomas J. WEAVER	Write-In								
Clementon Dist 1	Total	385	22	5.71	19									
Clementon Dist 2	Total	427	24	5.62	23									
Clementon Dist 3	Total	577	34	5.89	30									
Clementon Mail-In Ballot	Total	0	110	0.00	95	1								
Clementon Provisional	Total	0	4	0.00	3									
Clementon Emergency Ballots	Total	0	0	0.00										
Clementon Borough	Total	1389	194	13.97	170	1								
Total - TC-Election Day		1389	80	5.76	72									
Total - TC-Emergency		1389	0	0.00										
Total - TC-Mail-In Ballot		1389	110	7.92	95	1								
Total - TC-Provisional		1389	4	0.29	3									
Total - TC-Rejected Ballots		1389	0	0.00										
Contest Total		1389	194	13.97	170	1								

Clementon Council - DEM

		Registered	Ballots Cast	Turnout (%)	Thomas SHAW	Christopher HAMMOND	Write-In						
Clementon Dist 1	Total	385	22	5.71	18	20							
Clementon Dist 2	Total	427	24	5.62	21	20							
Clementon Dist 3	Total	577	34	5.89	28	28							
Clementon Mail-In Ballot	Total	0	110	0.00	96	100							
Clementon Provisional	Total	0	4	0.00	3	3							
Clementon Emergency Ballots	Total	0	0	0.00									
Clementon Borough	Total	1389	194	13.97	166	171							
Total - TC-Election Day		1389	80	5.76	67	68							
Total - TC-Emergency		1389	0	0.00									
Total - TC-Mail-In Ballot		1389	110	7.92	96	100							
Total - TC-Provisional		1389	4	0.29	3	3							
Total - TC-Rejected Ballots		1389	0	0.00									
Contest Total		1389	194	13.97	166	171							

Clementon County Committee Man - DEM

		Registered	Ballots Cast	Turnout (%)	Thomas SHAW	Mark ARMBRUSTER	Write-In							
Clementon Dist 1	Total	385	22	5.71	18	17								
Clementon Dist 2	Total	427	24	5.62	22	17								
Clementon Dist 3	Total	577	34	5.89	28	26								
Clementon Mail-In Ballot	Total	0	110	0.00	98	93	2							
Clementon Provisional	Total	0	4	0.00	3	2								
Clementon Emergency Ballots	Total	0	0	0.00										
Clementon Borough	Total	1389	194	13.97	169	155	2							
Total - TC-Election Day		1389	80	5.76	68	60								
Total - TC-Emergency		1389	0	0.00										
Total - TC-Mail-In Ballot		1389	110	7.92	98	93	2							
Total - TC-Provisional		1389	4	0.29	3	2								
Total - TC-Rejected Ballots		1389	0	0.00										
Contest Total		1389	194	13.97	169	155	2							

Clementon County Committee Woman - DEM

		Registered	Ballots Cast	Turnout (%)	Meaghan MILANO	Holly STROBL	Write-In						
Clementon Dist 1	Total	385	22	5.71	19	20							
Clementon Dist 2	Total	427	24	5.62	20	19							
Clementon Dist 3	Total	577	34	5.89	29	27							
Clementon Mail-In Ballot	Total	0	110	0.00	100	102	1						
Clementon Provisional	Total	0	4	0.00	3	3							
Clementon Emergency Ballots	Total	0	0	0.00									
Clementon Borough	Total	1389	194	13.97	171	171	1						
Total - TC-Election Day		1389	80	5.76	68	66							
Total - TC-Emergency		1389	0	0.00									
Total - TC-Mail-In Ballot		1389	110	7.92	100	102	1						
Total - TC-Provisional		1389	4	0.29	3	3							
Total - TC-Rejected Ballots		1389	0	0.00									
Contest Total		1389	194	13.97	171	171	1						

Collingswood County Committee - DEM

		Registered	Ballots Cast	Turnout (%)	Cam Co Dem Com	Demis of Cam Co							
Collingswood Dist 1	Total	381	108	28.35	40	64							
Collingswood Dist 2	Total	634	187	29.50	86	85							
Collingswood Dist 3	Total	347	69	19.88	22	34							
Collingswood Dist 4	Total	499	110	22.04	34	63							
Collingswood Dist 5	Total	588	71	12.07	41	17							
Collingswood Dist 6	Total	365	107	29.32	33	61							
Collingswood Dist 7	Total	525	119	22.67	38	71							
Collingswood Dist 8	Total	445	109	24.49	28	73							
Collingswood Dist 9	Total	713	172	24.12	76	76							
Collingswood Dist 10	Total	436	80	18.35	28	40							
Collingswood Dist 11	Total	484	110	22.73	29	69							
Collingswood Dist 12	Total	358	97	27.09	35	52							
Collingswood Mail-In Ballot	Total	0	614	0.00	370	213							
Collingswood Provisional	Total	0	41	0.00	11	27							
Collingswood Emergency Ballots	Total	0	0	0.00									
Collingswood Borough	Total	5775	1994	34.53	871	945							
Total - TC-Election Day		5775	1339	23.19	490	705							
Total - TC-Emergency		5775	0	0.00									
Total - TC-Mail-In Ballot		5775	614	10.63	370	213							
Total - TC-Provisional		5775	41	0.71	11	27							
Total - TC-Rejected Ballots		5775	0	0.00									
Contest Total		5775	1994	34.53	871	945							

Gibbsboro Mayor - DEM

		Registered	Ballots Cast	Turnout (%)	Write-In								
Gibbsboro Dist 1	Total	368	27	7.34	1								
Gibbsboro Dist 2	Total	310	26	8.39	1								
Gibbsboro Mail-In Ballot	Total	0	76	0.00									
Gibbsboro Provisional	Total	0	0	0.00									
Gibbsboro Emergency Ballots	Total	0	0	0.00									
Gibbsboro Borough	Total	678	129	19.03	2								
Total - TC-Election Day		678	53	7.82	2								
Total - TC-Emergency		678	0	0.00									
Total - TC-Mail-In Ballot		678	76	11.21									
Total - TC-Provisional		678	0	0.00									
Total - TC-Rejected Ballots		678	0	0.00									
Contest Total		678	129	19.03	2								

Gibbsboro Council - DEM

		Registered	Ballots Cast	Turnout (%)	Write-In								
Gibbsboro Dist 1	Total	368	27	7.34									
Gibbsboro Dist 2	Total	310	26	8.39	1								
Gibbsboro Mail-In Ballot	Total	0	76	0.00	1								
Gibbsboro Provisional	Total	0	0	0.00									
Gibbsboro Emergency Ballots	Total	0	0	0.00									
Gibbsboro Borough	Total	678	129	19.03	2								
Total - TC-Election Day		678	53	7.82	1								
Total - TC-Emergency		678	0	0.00									
Total - TC-Mail-In Ballot		678	76	11.21	1								
Total - TC-Provisional		678	0	0.00									
Total - TC-Rejected Ballots		678	0	0.00									
Contest Total		678	129	19.03	2								

Gibbsboro County Committee Man - DEM

		Registered	Ballots Cast	Turnout (%)	Dan KEASHEN	Write-In							
Gibbsboro Dist 1	Total	368	27	7.34	22								
Gibbsboro Dist 2	Total	310	26	8.39	22								
Gibbsboro Mail-In Ballot	Total	0	76	0.00	62								
Gibbsboro Provisional	Total	0	0	0.00									
Gibbsboro Emergency Ballots	Total	0	0	0.00									
Gibbsboro Borough	Total	678	129	19.03	106								
<hr/>													
Total - TC-Election Day		678	53	7.82	44								
Total - TC-Emergency		678	0	0.00									
Total - TC-Mail-In Ballot		678	76	11.21	62								
Total - TC-Provisional		678	0	0.00									
Total - TC-Rejected Ballots		678	0	0.00									
Contest Total		678	129	19.03	106								

Gibbsboro County Committee Woman - DEM

		Registered	Ballots Cast	Turnout (%)	Write-In								
Gibbsboro Dist 1	Total	368	27	7.34	4								
Gibbsboro Dist 2	Total	310	26	8.39	5								
Gibbsboro Mail-In Ballot	Total	0	76	0.00	1								
Gibbsboro Provisional	Total	0	0	0.00									
Gibbsboro Emergency Ballots	Total	0	0	0.00									
Gibbsboro Borough	Total	678	129	19.03	10								
Total - TC-Election Day		678	53	7.82	9								
Total - TC-Emergency		678	0	0.00									
Total - TC-Mail-In Ballot		678	76	11.21	1								
Total - TC-Provisional		678	0	0.00									
Total - TC-Rejected Ballots		678	0	0.00									
Contest Total		678	129	19.03	10								

Gloucester City Council At Large - DEM

		Registered	Ballots Cast	Turnout (%)	Day/ BAILE	John HUTCHINSON	Patrick J. KEATING	Write-In						
Gloucester City W1 D1	Total	356	24	6.74	20	18	16							
Gloucester City W1 D2	Total	364	27	7.42	24	22	23							
Gloucester City W1 D3	Total	323	32	9.91	28	28	30	1						
Gloucester City Ward 1 Mail-In Ballot	Total	0	70	0.00	63	66	67							
Gloucester City Ward 1 Provisional	Total	0	3	0.00	2	1	3	1						
Gloucester City W1 Emergency Ballots	Total	0	0	0.00										
Gloucester City W2 D1	Total	324	16	4.94	13	13	13							
Gloucester City W2 D2	Total	426	34	7.98	29	28	28	1						
Gloucester City W2 D3	Total	458	20	4.37	17	13	19							
Gloucester City Ward 2 Mail-In Ballot	Total	0	103	0.00	94	94	94							
Gloucester City Ward 2 Provisional	Total	0	1	0.00										
Gloucester City W2 Emergency Ballots	Total	0	0	0.00										
Gloucester City W3 D1	Total	480	17	3.54	13	13	13							
Gloucester City W3 D2	Total	496	23	4.64	20	19	21	2						
Gloucester City Ward 3 Mail-In Ballot	Total	0	88	0.00	75	71	73							
Gloucester City Ward 3 Provisional	Total	0	3	0.00	2	3	2							
Gloucester City W3 Emergency Ballots	Total	0	0	0.00										
Gloucester City	Total	3227	461	14.29	400	389	402	5						
Total - TC-Election Day		3227	193	5.98	164	154	163	4						
Total - TC-Emergency		3227	0	0.00										
Total - TC-Mail-In Ballot		3227	261	8.09	232	231	234							
Total - TC-Provisional		3227	7	0.22	4	4	5	1						
Total - TC-Rejected Ballots		3227	0	0.00										
Contest Total		3227	461	14.29	400	389	402	5						

Gloucester City Ward 1 County Committee Man - DEM

		Registered	Ballots Cast	Turnout (%)	Patrick HAGAN	Robert C. BOOTH	Write-In							
Gloucester City W1 D1	Total	356	24	6.74	17	19								
Gloucester City W1 D2	Total	364	27	7.42	22	22								
Gloucester City W1 D3	Total	323	32	9.91	28	26								
Gloucester City Ward 1 Mail-In Ballot	Total	0	70	0.00	69	67								
Gloucester City Ward 1 Provisional	Total	0	3	0.00	2	3								
Gloucester City W1 Emergency Ballots	Total	0	0	0.00										
Gloucester City	Total	1043	156	14.96	138	137								
Total - TC-Election Day		1043	83	7.96	67	67								
Total - TC-Emergency		1043	0	0.00										
Total - TC-Mail-In Ballot		1043	70	6.71	69	67								
Total - TC-Provisional		1043	3	0.29	2	3								
Total - TC-Rejected Ballots		1043	0	0.00										
Contest Total		1043	156	14.96	138	137								

Gloucester City Ward 1 County Committee Woman - DEM

		Registered	Ballots Cast	Turnout (%)	Lisa DEBUS	Roseann MICHEL	Write-In							
Gloucester City W1 D1	Total	356	24	6.74	20	17								
Gloucester City W1 D2	Total	364	27	7.42	22	22	1							
Gloucester City W1 D3	Total	323	32	9.91	25	29								
Gloucester City Ward 1 Mail-In Ballot	Total	0	70	0.00	67	67								
Gloucester City Ward 1 Provisional	Total	0	3	0.00	2	3								
Gloucester City W1 Emergency Ballots	Total	0	0	0.00										
Gloucester City	Total	1043	156	14.96	136	138	1							
Total - TC-Election Day		1043	83	7.96	67	68	1							
Total - TC-Emergency		1043	0	0.00										
Total - TC-Mail-In Ballot		1043	70	6.71	67	67								
Total - TC-Provisional		1043	3	0.29	2	3								
Total - TC-Rejected Ballots		1043	0	0.00										
Contest Total		1043	156	14.96	136	138	1							

Gloucester City Ward 2 County Committee Man - DEM

		Registered	Ballots Cast	Turnout (%)	William LEVINS	Theodore HOWARTH, JR	Write-In							
Gloucester City W2 D1	Total	324	16	4.94	13	14								
Gloucester City W2 D2	Total	426	34	7.98	30	27	1							
Gloucester City W2 D3	Total	458	20	4.37	18	18								
Gloucester City Ward 2 Mail-In Ballot	Total	0	103	0.00	93	92								
Gloucester City Ward 2 Provisional	Total	0	1	0.00										
Gloucester City W2 Emergency Ballots	Total	0	0	0.00										
Gloucester City	Total	1208	174	14.40	154	151	1							
Total - TC-Election Day		1208	70	5.79	61	59	1							
Total - TC-Emergency		1208	0	0.00										
Total - TC-Mail-In Ballot		1208	103	8.53	93	92								
Total - TC-Provisional		1208	1	0.08										
Total - TC-Rejected Ballots		1208	0	0.00										
Contest Total		1208	174	14.40	154	151	1							

Gloucester City Ward 2 County Committee Woman - DEM

		Registered	Ballots Cast	Turnout (%)	Jenai JOHNSON	Bernadette FLINN	Write-In						
Gloucester City W2 D1	Total	324	16	4.94	13	16							
Gloucester City W2 D2	Total	426	34	7.98	27	31	1						
Gloucester City W2 D3	Total	458	20	4.37	15	18							
Gloucester City Ward 2 Mail-In Ballot	Total	0	103	0.00	90	97							
Gloucester City Ward 2 Provisional	Total	0	1	0.00									
Gloucester City W2 Emergency Ballots	Total	0	0	0.00									
Gloucester City	Total	1208	174	14.40	145	162	1						
Total - TC-Election Day		1208	70	5.79	55	65	1						
Total - TC-Emergency		1208	0	0.00									
Total - TC-Mail-In Ballot		1208	103	8.53	90	97							
Total - TC-Provisional		1208	1	0.08									
Total - TC-Rejected Ballots		1208	0	0.00									
Contest Total		1208	174	14.40	145	162	1						

Gloucester City Ward 3 County Committee Man - DEM

		Registered	Ballots Cast	Turnout (%)	Jay F. BROPHY	Daniel COSNER	Write-In							
Gloucester City W3 D1	Total	480	17	3.54	13	12								
Gloucester City W3 D2	Total	496	23	4.64	20	20								
Gloucester City Ward 3 Mail-In Ballot	Total	0	88	0.00	80	79	1							
Gloucester City Ward 3 Provisional	Total	0	3	0.00	2	3								
Gloucester City W3 Emergency Ballots	Total	0	0	0.00										
Gloucester City	Total	976	131	13.42	115	114	1							
Total - TC-Election Day		976	40	4.10	33	32								
Total - TC-Emergency		976	0	0.00										
Total - TC-Mail-In Ballot		976	88	9.02	80	79	1							
Total - TC-Provisional		976	3	0.31	2	3								
Total - TC-Rejected Ballots		976	0	0.00										
Contest Total		976	131	13.42	115	114	1							

Gloucester City Ward 3 County Committee Woman - DEM

		Registered	Ballots Cast	Turnout (%)	Mary S. DE FONEY	Carol Lynn CAREY-LEE	Write-In						
Gloucester City W3 D1	Total	480	17	3.54	13	15							
Gloucester City W3 D2	Total	496	23	4.64	19	22	1						
Gloucester City Ward 3 Mail-In Ballot	Total	0	88	0.00	78	73							
Gloucester City Ward 3 Provisional	Total	0	3	0.00	2	3							
Gloucester City W3 Emergency Ballots	Total	0	0	0.00									
Gloucester City	Total	976	131	13.42	112	113	1						
Total - TC-Election Day		976	40	4.10	32	37	1						
Total - TC-Emergency		976	0	0.00									
Total - TC-Mail-In Ballot		976	88	9.02	78	73							
Total - TC-Provisional		976	3	0.31	2	3							
Total - TC-Rejected Ballots		976	0	0.00									
Contest Total		976	131	13.42	112	113	1						

Gloucester Twp Council - DEM

		Registered	Ballots Cast	Turnout (%)	Orlando MERCADO	Tracey L. TROTTO	Michael D. MIGNONE	Andrea L. STUBBS	Ellen F. REESE	Linda K. GILCH	Sam E. SWEET	Write-In		
Gloucester Twp Dist 1	Total	281	31	11.03	18	20	19	20	9	13	12			
Gloucester Twp Dist 2	Total	316	38	12.03	14	18	14	21	23	24	22			
Gloucester Twp Dist 3	Total	315	20	6.35	9	10	8	9	6	8	7	2		
Gloucester Twp Dist 4	Total	443	79	17.83	34	36	29	41	42	41	37	1		
Gloucester Twp Dist 5	Total	556	52	9.35	31	32	32	36	16	17	15			
Gloucester Twp Dist 6	Total	611	35	5.73	21	21	20	22	12	13	11	1		
Gloucester Twp Dist 7	Total	430	59	13.72	28	27	27	32	28	27	22			
Gloucester Twp Dist 8	Total	582	43	7.39	31	32	28	32	11	11	9			
Gloucester Twp Dist 9	Total	529	43	8.13	31	28	27	33	14	14	10			
Gloucester Twp Dist 10	Total	402	38	9.45	21	20	22	20	19	18	19			
Gloucester Twp Dist 11	Total	417	32	7.67	19	17	17	16	12	11	12			
Gloucester Twp Dist 12	Total	539	73	13.54	42	46	42	46	30	28	28			
Gloucester Twp Dist 13	Total	737	38	5.16	22	23	24	23	12	11	12			
Gloucester Twp Dist 14	Total	683	64	9.37	49	50	47	52	10	9	10			
Gloucester Twp Dist 15	Total	534	83	15.54	43	46	46	49	37	36	35	3		
Gloucester Twp Dist 16	Total	445	46	10.34	27	22	25	24	20	20	21	1		
Gloucester Twp Dist 17	Total	982	53	5.40	27	27	28	32	20	19	21			
Gloucester Twp Dist 18	Total	673	41	6.09	29	33	31	33	6	6	7			
Gloucester Twp Dist 19	Total	634	47	7.41	37	36	35	36	10	10	9	2		
Gloucester Twp Dist 20	Total	581	55	9.47	37	35	36	39	15	14	17	1		
Gloucester Twp Dist 21	Total	288	18	6.25	13	15	15	12	2	2	2	4		
Gloucester Twp Dist 22	Total	428	38	8.88	22	25	24	27	13	12	12			
Gloucester Twp Dist 23	Total	657	60	9.13	42	43	40	44	17	17	13			
Gloucester Twp Dist 24	Total	506	45	8.89	26	27	27	32	18	15	18			
Gloucester Twp Dist 25	Total	496	59	11.90	33	34	33	32	20	20	19			
Gloucester Twp Dist 26	Total	384	30	7.81	17	15	18	20	14	14	14			
Gloucester Twp Dist 27	Total	397	39	9.82	26	21	22	27	13	14	13			
Gloucester Twp Dist 28	Total	597	26	4.36	15	17	16	19	9	9	8			
Gloucester Twp Dist 29	Total	589	47	7.98	37	31	35	32	11	9	11			
Gloucester Twp Dist 30	Total	534	50	9.36	30	27	30	34	18	18	17			
Gloucester Twp Dist 31	Total	383	34	8.88	11	11	15	15	19	19	20			
Gloucester Twp Dist 32	Total	596	48	8.05	27	30	26	30	14	16	11	3		
Gloucester Twp Dist 33	Total	660	55	8.33	39	37	34	41	16	12	12			
Gloucester Twp Dist 34	Total	459	30	6.54	26	22	23	21	5	4	5			
Gloucester Twp Dist 35	Total	729	55	7.54	36	31	27	38	16	14	12			
Gloucester Twp Dist 36	Total	432	63	14.58	39	35	35	39	24	22	23	2		
Gloucester Twp Dist 37	Total	275	24	8.73	20	19	18	21	3	4	2			
Gloucester Twp Dist 38	Total	278	30	10.79	22	23	25	25	6	6	4	1		
Gloucester Twp Dist 39	Total	247	7	2.83	4	4	4	4	2	1	1			
Gloucester Twp Dist 40	Total	535	51	9.53	26	27	25	30	22	23	19			
Gloucester Twp Mail-In Ballot	Total	0	2047	0.00	1496	1549	1473	1606	504	491	386	22		
Gloucester Twp Provisional	Total	0	49	0.00	29	26	26	34	21	22	20	1		
Gloucester Twp Emergency Ballots	Total	0	0	0.00										
Gloucester Twp	Total	20160	3875	19.22	2606	2648	2548	2799	1139	1114	978	44		
Total - TC-Election Day		20160	1779	8.82	1081	1073	1049	1159	614	601	572	21		

Gloucester Twp Council - DEM

	Registered	Ballots Cast	Turnout (%)	Orlando MERCADO	Tracey L. TROTTO	Michael D. MIGNONE	Andrea L. STUBBS	Ellen F. REESE	Linda K. GILCH	Sam E. SWEET	Write-In		
Total - TC-Emergency	20160	0	0.00										
Total - TC-Mail-In Ballot	20160	2047	10.15	1496	1549	1473	1606	504	491	386	22		
Total - TC-Provisional	20160	49	0.24	29	26	26	34	21	22	20	1		
Total - TC-Rejected Ballots	20160	0	0.00										
Contest Total	20160	3875	19.22	2606	2648	2548	2799	1139	1114	978	44		

Gloucester Twp County Committee - DEM

		Registered	Ballots Cast	Turnout (%)	Cam Co Dem Com								
Gloucester Twp Dist 1	Total	281	31	11.03	21								
Gloucester Twp Dist 2	Total	316	38	12.03	24								
Gloucester Twp Dist 3	Total	315	20	6.35	9								
Gloucester Twp Dist 4	Total	443	79	17.83	38								
Gloucester Twp Dist 5	Total	556	52	9.35	33								
Gloucester Twp Dist 6	Total	611	35	5.73	13								
Gloucester Twp Dist 7	Total	430	59	13.72	24								
Gloucester Twp Dist 8	Total	582	43	7.39	27								
Gloucester Twp Dist 9	Total	529	43	8.13	30								
Gloucester Twp Dist 10	Total	402	38	9.45	18								
Gloucester Twp Dist 11	Total	417	32	7.67	17								
Gloucester Twp Dist 12	Total	539	73	13.54	33								
Gloucester Twp Dist 13	Total	737	38	5.16	18								
Gloucester Twp Dist 14	Total	683	64	9.37	38								
Gloucester Twp Dist 15	Total	534	83	15.54	48								
Gloucester Twp Dist 16	Total	445	46	10.34	27								
Gloucester Twp Dist 17	Total	982	53	5.40	23								
Gloucester Twp Dist 18	Total	673	41	6.09	26								
Gloucester Twp Dist 19	Total	634	47	7.41	31								
Gloucester Twp Dist 20	Total	581	55	9.47	31								
Gloucester Twp Dist 21	Total	288	18	6.25	11								
Gloucester Twp Dist 22	Total	428	38	8.88	24								
Gloucester Twp Dist 23	Total	657	60	9.13	38								
Gloucester Twp Dist 24	Total	506	45	8.89	26								
Gloucester Twp Dist 25	Total	496	59	11.90	28								
Gloucester Twp Dist 26	Total	384	30	7.81	18								
Gloucester Twp Dist 27	Total	397	39	9.82	24								
Gloucester Twp Dist 28	Total	597	26	4.36	16								
Gloucester Twp Dist 29	Total	589	47	7.98	29								
Gloucester Twp Dist 30	Total	534	50	9.36	27								
Gloucester Twp Dist 31	Total	383	34	8.88	13								
Gloucester Twp Dist 32	Total	596	48	8.05	26								
Gloucester Twp Dist 33	Total	660	55	8.33	39								
Gloucester Twp Dist 34	Total	459	30	6.54	20								
Gloucester Twp Dist 35	Total	729	55	7.54	35								
Gloucester Twp Dist 36	Total	432	63	14.58	32								
Gloucester Twp Dist 37	Total	275	24	8.73	19								
Gloucester Twp Dist 38	Total	278	30	10.79	21								
Gloucester Twp Dist 39	Total	247	7	2.83	3								
Gloucester Twp Dist 40	Total	535	51	9.53	28								
Gloucester Twp Mail-In Ballot	Total	0	2047	0.00	1633								
Gloucester Twp Provisional	Total	0	49	0.00	30								
Gloucester Twp Emergency Ballots	Total	0	0	0.00									
Gloucester Twp	Total	20160	3875	19.22	2669								
Total - TC-Election Day		20160	1779	8.82	1006								
Total - TC-Emergency		20160	0	0.00									

Gloucester Twp County Committee - DEM

	Registered	Ballots Cast	Turnout (%)	Cam Co Dem Com									
Total - TC-Mail-In Ballot	20160	2047	10.15	1633									
Total - TC-Provisional	20160	49	0.24	30									
Total - TC-Rejected Ballots	20160	0	0.00										
Contest Total	20160	3875	19.22	2669									

Haddon Heights Mayor - DEM

		Registered	Ballots Cast	Turnout (%)	Chris LINARIS	Write-In							
Haddon Heights Dist 1	Total	318	28	8.81	24								
Haddon Heights Dist 2	Total	333	34	10.21	30								
Haddon Heights Dist 3	Total	420	38	9.05	35								
Haddon Heights Dist 4	Total	285	18	6.32	16								
Haddon Heights Dist 5	Total	419	39	9.31	34								
Haddon Heights Dist 6	Total	398	46	11.56	41								
Haddon Heights Dist 7	Total	384	38	9.90	34								
Haddon Heights Mail-In Ballot	Total	0	283	0.00	251								
Haddon Heights Provisional	Total	0	10	0.00	8								
Haddon Heights Emergency Ballots	Total	0	0	0.00									
Haddon Heights Borough	Total	2557	534	20.88	473								
Total - TC-Election Day		2557	241	9.43	214								
Total - TC-Emergency		2557	0	0.00									
Total - TC-Mail-In Ballot		2557	283	11.07	251								
Total - TC-Provisional		2557	10	0.39	8								
Total - TC-Rejected Ballots		2557	0	0.00									
Contest Total		2557	534	20.88	473								

Haddon Heights Council - DEM

		Registered	Ballots Cast	Turnout (%)	Asiyah KURTZ	Tom OTTOSON	Write-In							
Haddon Heights Dist 1	Total	318	28	8.81	24	26								
Haddon Heights Dist 2	Total	333	34	10.21	30	29								
Haddon Heights Dist 3	Total	420	38	9.05	34	36								
Haddon Heights Dist 4	Total	285	18	6.32	16	16								
Haddon Heights Dist 5	Total	419	39	9.31	35	33								
Haddon Heights Dist 6	Total	398	46	11.56	44	42								
Haddon Heights Dist 7	Total	384	38	9.90	34	34								
Haddon Heights Mail-In Ballot	Total	0	283	0.00	262	261	2							
Haddon Heights Provisional	Total	0	10	0.00	8	6								
Haddon Heights Emergency Ballots	Total	0	0	0.00										
Haddon Heights Borough	Total	2557	534	20.88	487	483	2							
Total - TC-Election Day		2557	241	9.43	217	216								
Total - TC-Emergency		2557	0	0.00										
Total - TC-Mail-In Ballot		2557	283	11.07	262	261	2							
Total - TC-Provisional		2557	10	0.39	8	6								
Total - TC-Rejected Ballots		2557	0	0.00										
Contest Total		2557	534	20.88	487	483	2							

Haddon Heights County Committee Man - DEM

		Registered	Ballots Cast	Turnout (%)	Chris LINARIS	Scott SCHREIBER	Michael MADDEN	Tom OTTOSON	Write-In				
Haddon Heights Dist 1	Total	318	28	8.81	25	24	24	25					
Haddon Heights Dist 2	Total	333	34	10.21	30	30	30	30					
Haddon Heights Dist 3	Total	420	38	9.05	34	34	34	32	1				
Haddon Heights Dist 4	Total	285	18	6.32	17	16	16	17					
Haddon Heights Dist 5	Total	419	39	9.31	33	34	33	33					
Haddon Heights Dist 6	Total	398	46	11.56	42	41	42	40					
Haddon Heights Dist 7	Total	384	38	9.90	34	33	33	32					
Haddon Heights Mail-In Ballot	Total	0	283	0.00	256	258	255	255	2				
Haddon Heights Provisional	Total	0	10	0.00	8	8	8	7					
Haddon Heights Emergency Ballots	Total	0	0	0.00									
Haddon Heights Borough	Total	2557	534	20.88	479	478	475	471	3				
Total - TC-Election Day		2557	241	9.43	215	212	212	209	1				
Total - TC-Emergency		2557	0	0.00									
Total - TC-Mail-In Ballot		2557	283	11.07	256	258	255	255	2				
Total - TC-Provisional		2557	10	0.39	8	8	8	7					
Total - TC-Rejected Ballots		2557	0	0.00									
Contest Total		2557	534	20.88	479	478	475	471	3				

Haddon Heights County Committee Woman - DEM

		Registered	Ballots Cast	Turnout (%)	Casey ORLANDO	Coleen CLEARY COPPER	Maggie MC CANN	Holly CASS	Write-In				
Haddon Heights Dist 1	Total	318	28	8.81	25	26	25	25					
Haddon Heights Dist 2	Total	333	34	10.21	30	31	30	30					
Haddon Heights Dist 3	Total	420	38	9.05	36	34	35	36					
Haddon Heights Dist 4	Total	285	18	6.32	16	18	17	16					
Haddon Heights Dist 5	Total	419	39	9.31	34	33	33	35					
Haddon Heights Dist 6	Total	398	46	11.56	42	41	42	40					
Haddon Heights Dist 7	Total	384	38	9.90	35	35	35	35					
Haddon Heights Mail-In Ballot	Total	0	283	0.00	259	258	258	255					
Haddon Heights Provisional	Total	0	10	0.00	7	8	8	6					
Haddon Heights Emergency Ballots	Total	0	0	0.00									
Haddon Heights Borough	Total	2557	534	20.88	484	484	483	478					
Total - TC-Election Day		2557	241	9.43	218	218	217	217					
Total - TC-Emergency		2557	0	0.00									
Total - TC-Mail-In Ballot		2557	283	11.07	259	258	258	255					
Total - TC-Provisional		2557	10	0.39	7	8	8	6					
Total - TC-Rejected Ballots		2557	0	0.00									
Contest Total		2557	534	20.88	484	484	483	478					

Haddon Twp County Committee - DEM

		Registered	Ballots Cast	Turnout (%)	Cam Co Dem Corn	Dems of Cam Co							
Haddon Twp Dist 1	Total	394	65	16.50	21	36							
Haddon Twp Dist 2	Total	325	70	21.54	28	37							
Haddon Twp Dist 3	Total	538	132	24.54	72	53							
Haddon Twp Dist 4	Total	329	46	13.98	15	24							
Haddon Twp Dist 5	Total	257	44	17.12	20	19							
Haddon Twp Dist 6	Total	293	64	21.84	45	11							
Haddon Twp Dist 7	Total	331	85	25.68	36	42							
Haddon Twp Dist 8	Total	423	62	14.66	38	20							
Haddon Twp Dist 9	Total	290	61	21.03	19	33							
Haddon Twp Dist 10	Total	316	61	19.30	32	19							
Haddon Twp Dist 11	Total	410	101	24.63	52	40							
Haddon Twp Dist 12	Total	554	110	19.86	53	43							
Haddon Twp Dist 13	Total	295	61	20.68	30	22							
Haddon Twp Dist 14	Total	338	85	25.15	31	37							
Haddon Twp Dist 15	Total	341	61	17.89	49	7							
Haddon Twp Mail-In Ballot	Total	0	586	0.00	378	168							
Haddon Twp Provisional	Total	0	44	0.00	20	22							
Haddon Twp Emergency Ballots	Total	0	0	0.00									
Haddon Twp	Total	5434	1738	31.98	939	633							
Total - TC-Election Day		5434	1108	20.39	541	443							
Total - TC-Emergency		5434	0	0.00									
Total - TC-Mail-In Ballot		5434	586	10.78	378	168							
Total - TC-Provisional		5434	44	0.81	20	22							
Total - TC-Rejected Ballots		5434	0	0.00									
Contest Total		5434	1738	31.98	939	633							

Haddonfield County Committee Man - DEM

		Registered	Ballots Cast	Turnout (%)	Francis GRAMKOWSKI	Jack TARDITTI	Salvatore SICILIANO	Scott TRAYNOR	David SCHUMACHER	Eugene LEPORE, III	Theodore BECKER	Samuel SILVER	Write-In
Haddonfield Dist 1	Total	474	39	8.23	29	33	30	31	34	30	9	7	
Haddonfield Dist 2	Total	629	69	10.97	39	47	45	44	45	43	22	26	
Haddonfield Dist 3	Total	412	45	10.92	29	32	32	30	30	29	12	10	2
Haddonfield Dist 4	Total	244	19	7.79	11	15	15	12	12	11	4	4	
Haddonfield Dist 5	Total	212	12	5.66	4	5	7	5	6	6	5	7	
Haddonfield Dist 6	Total	394	37	9.39	22	24	25	25	22	23	15	17	
Haddonfield Dist 7	Total	433	28	6.47	21	20	23	23	20	20	6	7	
Haddonfield Dist 8	Total	446	59	13.23	32	39	34	37	36	38	24	23	
Haddonfield Dist 9	Total	495	53	10.71	35	35	38	37	38	36	20	17	
Haddonfield Dist 10	Total	299	39	13.04	21	20	23	27	27	28	14	15	
Haddonfield Mail-In Ballot	Total	0	523	0.00	373	403	393	393	396	376	132	142	4
Haddonfield Provisional	Total	0	24	0.00	13	14	14	17	16	16	10	10	
Haddonfield Emergency Ballots	Total	0	0	0.00									
Haddonfield Borough	Total	4038	947	23.45	629	687	679	681	682	656	273	285	6
Total - TC-Election Day		4038	400	9.91	243	270	272	271	270	264	131	133	2
Total - TC-Emergency		4038	0	0.00									
Total - TC-Mail-In Ballot		4038	523	12.95	373	403	393	393	396	376	132	142	4
Total - TC-Provisional		4038	24	0.59	13	14	14	17	16	16	10	10	
Total - TC-Rejected Ballots		4038	0	0.00									
Contest Total		4038	947	23.45	629	687	679	681	682	656	273	285	6

Haddonfield County Committee Woman - DEM

		Registered	Ballots Cast	Turnout (%)	Saba AFTAB	Susan BALTAKE	Colleen BIANCO BEZICH	Gladis ZAMBRANA	Kerry RICHARDS	Mishael AZAM	Susan HOCH	Write-In		
Haddonfield Dist 1	Total	474	39	8.23	30	32	33	33	33	32	10			
Haddonfield Dist 2	Total	629	69	10.97	42	47	53	49	50	49	25			
Haddonfield Dist 3	Total	412	45	10.92	31	32	36	32	32	30	14			
Haddonfield Dist 4	Total	244	19	7.79	13	13	12	13	15	12	4			
Haddonfield Dist 5	Total	212	12	5.66	4	6	6	6	5	5	5			
Haddonfield Dist 6	Total	394	37	9.39	18	26	24	24	26	23	17			
Haddonfield Dist 7	Total	433	28	6.47	21	25	23	26	27	24	10			
Haddonfield Dist 8	Total	446	59	13.23	35	41	42	39	42	39	24			
Haddonfield Dist 9	Total	495	53	10.71	37	37	39	38	38	39	17			
Haddonfield Dist 10	Total	299	39	13.04	22	27	27	25	28	25	16			
Haddonfield Mail-In Ballot	Total	0	523	0.00	387	407	422	412	405	401	162	5		
Haddonfield Provisional	Total	0	24	0.00	15	14	16	16	14	16	11			
Haddonfield Emergency Ballots	Total	0	0	0.00										
Haddonfield Borough	Total	4038	947	23.45	655	707	733	713	715	695	315	5		
Total - TC-Election Day		4038	400	9.91	253	286	295	285	296	278	142			
Total - TC-Emergency		4038	0	0.00										
Total - TC-Mail-In Ballot		4038	523	12.95	387	407	422	412	405	401	162	5		
Total - TC-Provisional		4038	24	0.59	15	14	16	16	14	16	11			
Total - TC-Rejected Ballots		4038	0	0.00										
Contest Total		4038	947	23.45	655	707	733	713	715	695	315	5		

Hi-Nella Mayor - DEM

		Registered	Ballots Cast	Turnout (%)	Michael J. SEGEREN	Write-In								
Hi-Nella Dist 1	Total	288	31	10.76	28									
Hi Nella Mail-In Ballot	Total	0	22	0.00	18									
Hi Nella Provisional	Total	0	0	0.00										
Hi Nella Emergency Ballots	Total	0	0	0.00										
Hi-Nella Borough	Total	288	53	18.40	46									
Total - TC-Election Day		288	31	10.76	28									
Total - TC-Emergency		288	0	0.00										
Total - TC-Mail-In Ballot		288	22	7.64	18									
Total - TC-Provisional		288	0	0.00										
Total - TC-Rejected Ballots		288	0	0.00										
Contest Total		288	53	18.40	46									

Hi-Nella County Committee Man - DEM

		Registered	Ballots Cast	Turnout (%)	Gary TOMAR	Write-In							
Hi-Nella Dist 1	Total	288	31	10.76	29								
Hi Nella Mail-In Ballot	Total	0	22	0.00	18								
Hi Nella Provisional	Total	0	0	0.00									
Hi Nella Emergency Ballots	Total	0	0	0.00									
Hi-Nella Borough	Total	288	53	18.40	47								
Total - TC-Election Day		288	31	10.76	29								
Total - TC-Emergency		288	0	0.00									
Total - TC-Mail-In Ballot		288	22	7.64	18								
Total - TC-Provisional		288	0	0.00									
Total - TC-Rejected Ballots		288	0	0.00									
Contest Total		288	53	18.40	47								

Hi-Nella County Committee Woman - DEM

		Registered	Ballots Cast	Turnout (%)	Irene WOLLOCK	Write-In							
Hi-Nella Dist 1	Total	288	31	10.76	28	1							
Hi Nella Mail-In Ballot	Total	0	22	0.00	16								
Hi Nella Provisional	Total	0	0	0.00									
Hi Nella Emergency Ballots	Total	0	0	0.00									
Hi-Nella Borough	Total	288	53	18.40	44	1							
Total - TC-Election Day		288	31	10.76	28	1							
Total - TC-Emergency		288	0	0.00									
Total - TC-Mail-In Ballot		288	22	7.64	16								
Total - TC-Provisional		288	0	0.00									
Total - TC-Rejected Ballots		288	0	0.00									
Contest Total		288	53	18.40	44	1							

Laurel Springs Mayor - DEM

		Registered	Ballots Cast	Turnout (%)	Thomas A. BARBERA	Write-In								
Laurel Springs Dist 1	Total	337	23	6.82	20	1								
Laurel Springs Dist 2	Total	263	20	7.60	19									
Laurel Springs Mail-In Ballot	Total	0	48	0.00	43									
Laurel Springs Provisional	Total	0	0	0.00										
Laurel Springs Emergency Ballots	Total	0	0	0.00										
Laurel Springs Borough	Total	600	91	15.17	82	1								
Total - TC-Election Day		600	43	7.17	39	1								
Total - TC-Emergency		600	0	0.00										
Total - TC-Mail-In Ballot		600	48	8.00	43									
Total - TC-Provisional		600	0	0.00										
Total - TC-Rejected Ballots		600	0	0.00										
Contest Total		600	91	15.17	82	1								

Laurel Springs Council - DEM

		Registered	Ballots Cast	Turnout (%)	Sarah BOLAM DI MARCO	Marc A. RIONDINO	Write-In							
Laurel Springs Dist 1	Total	337	23	6.82	16	16								
Laurel Springs Dist 2	Total	263	20	7.60	19	15								
Laurel Springs Mail-In Ballot	Total	0	48	0.00	45	41								
Laurel Springs Provisional	Total	0	0	0.00										
Laurel Springs Emergency Ballots	Total	0	0	0.00										
Laurel Springs Borough	Total	600	91	15.17	80	72								
Total - TC-Election Day		600	43	7.17	35	31								
Total - TC-Emergency		600	0	0.00										
Total - TC-Mail-In Ballot		600	48	8.00	45	41								
Total - TC-Provisional		600	0	0.00										
Total - TC-Rejected Ballots		600	0	0.00										
Contest Total		600	91	15.17	80	72								

Laurel Springs County Committee Man - DEM

		Registered	Ballots Cast	Turnout (%)	Thomas A. BARBERA	Write-In								
Laurel Springs Dist 1	Total	337	23	6.82	19									
Laurel Springs Dist 2	Total	263	20	7.60	19									
Laurel Springs Mail-In Ballot	Total	0	48	0.00	45									
Laurel Springs Provisional	Total	0	0	0.00										
Laurel Springs Emergency Ballots	Total	0	0	0.00										
Laurel Springs Borough	Total	600	91	15.17	83									
Total - TC-Election Day		600	43	7.17	38									
Total - TC-Emergency		600	0	0.00										
Total - TC-Mail-In Ballot		600	48	8.00	45									
Total - TC-Provisional		600	0	0.00										
Total - TC-Rejected Ballots		600	0	0.00										
Contest Total		600	91	15.17	83									

Laurel Springs County Committee Woman - DEM

		Registered	Ballots Cast	Turnout (%)	June E. DZIERZYNSKI	Write-In							
Laurel Springs Dist 1	Total	337	23	6.82	17								
Laurel Springs Dist 2	Total	263	20	7.60	20								
Laurel Springs Mail-In Ballot	Total	0	48	0.00	47								
Laurel Springs Provisional	Total	0	0	0.00									
Laurel Springs Emergency Ballots	Total	0	0	0.00									
Laurel Springs Borough	Total	600	91	15.17	84								
Total - TC-Election Day		600	43	7.17	37								
Total - TC-Emergency		600	0	0.00									
Total - TC-Mail-In Ballot		600	48	8.00	47								
Total - TC-Provisional		600	0	0.00									
Total - TC-Rejected Ballots		600	0	0.00									
Contest Total		600	91	15.17	84								

Lawnside Council - DEM

		Registered	Ballots Cast	Turnout (%)	Robert LEE	Steven T. POLLARD	Write-In						
Lawnside Dist 1	Total	813	95	11.69	76	78	1						
Lawnside Dist 2	Total	858	115	13.40	98	103	2						
Lawnside Mail-In Ballot	Total	0	133	0.00	114	112	2						
Lawnside Provisional	Total	0	3	0.00	3	3							
Lawnside Emergency Ballots	Total	0	0	0.00									
Lawnside Borough	Total	1671	346	20.71	291	296	5						
Total - TC-Election Day		1671	210	12.57	174	181	3						
Total - TC-Emergency		1671	0	0.00									
Total - TC-Mail-In Ballot		1671	133	7.96	114	112	2						
Total - TC-Provisional		1671	3	0.18	3	3							
Total - TC-Rejected Ballots		1671	0	0.00									
Contest Total		1671	346	20.71	291	296	5						

Lawnside County Committee Man - DEM

		Registered	Ballots Cast	Turnout (%)	Eric J. WILCOX, SR.	Robert LEE	Anthony ALL, JR.	Write-In					
Lawnside Dist 1	Total	813	95	11.69	76	75	75						
Lawnside Dist 2	Total	858	115	13.40	93	96	97						
Lawnside Mail-In Ballot	Total	0	133	0.00	116	113	117	2					
Lawnside Provisional	Total	0	3	0.00	3	3	3						
Lawnside Emergency Ballots	Total	0	0	0.00									
Lawnside Borough	Total	1671	346	20.71	288	287	292	2					
Total - TC-Election Day		1671	210	12.57	169	171	172						
Total - TC-Emergency		1671	0	0.00									
Total - TC-Mail-In Ballot		1671	133	7.96	116	113	117	2					
Total - TC-Provisional		1671	3	0.18	3	3	3						
Total - TC-Rejected Ballots		1671	0	0.00									
Contest Total		1671	346	20.71	288	287	292	2					

Lawnside County Committee Woman - DEM

		Registered	Ballots Cast	Turnout (%)	Rhonda WARDLOW-HURLEY	Bridgett KITTLES	Sydney A. HURLEY	Write-In					
Lawnside Dist 1	Total	813	95	11.69	77	77	71						
Lawnside Dist 2	Total	858	115	13.40	87	94	83	3					
Lawnside Mail-In Ballot	Total	0	133	0.00	112	106	99	2					
Lawnside Provisional	Total	0	3	0.00	3	3	3						
Lawnside Emergency Ballots	Total	0	0	0.00									
Lawnside Borough	Total	1671	346	20.71	279	280	256	5					
<hr/>													
Total - TC-Election Day		1671	210	12.57	164	171	154	3					
Total - TC-Emergency		1671	0	0.00									
Total - TC-Mail-In Ballot		1671	133	7.96	112	106	99	2					
Total - TC-Provisional		1671	3	0.18	3	3	3						
Total - TC-Rejected Ballots		1671	0	0.00									
Contest Total		1671	346	20.71	279	280	256	5					

Lindenwold Mayor - DEM

		Registered	Ballots Cast	Turnout (%)	Richard E. ROACH, JR.	Write-In							
Lindenwold Dist 1	Total	547	44	8.04	35	2							
Lindenwold Dist 2	Total	585	41	7.01	36								
Lindenwold Dist 3	Total	498	54	10.84	46								
Lindenwold Dist 4	Total	827	81	9.79	71	1							
Lindenwold Dist 5	Total	647	25	3.86	20								
Lindenwold Dist 6	Total	813	52	6.40	49								
Lindenwold Dist 7	Total	411	17	4.14	15								
Lindenwold Dist 8	Total	763	48	6.29	41								
Lindenwold Dist 9	Total	485	48	9.90	42	1							
Lindenwold Mail-In Ballot	Total	0	274	0.00	236	5							
Lindenwold Provisional	Total	0	13	0.00	9	1							
Lindenwold Emergency Ballots	Total	0	0	0.00									
Lindenwold Borough	Total	5576	697	12.50	600	10							
Total - TC-Election Day		5576	410	7.35	355	4							
Total - TC-Emergency		5576	0	0.00									
Total - TC-Mail-In Ballot		5576	274	4.91	236	5							
Total - TC-Provisional		5576	13	0.23	9	1							
Total - TC-Rejected Ballots		5576	0	0.00									
Contest Total		5576	697	12.50	600	10							

Lindenwold Council - DEM

		Registered	Ballots Cast	Turnout (%)	Joseph C. STRIPPOLI	Joseph DI DOMENICO	Write-In						
Lindenwold Dist 1	Total	547	44	8.04	30	36	2						
Lindenwold Dist 2	Total	585	41	7.01	34	30							
Lindenwold Dist 3	Total	498	54	10.84	48	47	2						
Lindenwold Dist 4	Total	827	81	9.79	66	71							
Lindenwold Dist 5	Total	647	25	3.86	22	21							
Lindenwold Dist 6	Total	813	52	6.40	45	50							
Lindenwold Dist 7	Total	411	17	4.14	13	14							
Lindenwold Dist 8	Total	763	48	6.29	42	41							
Lindenwold Dist 9	Total	485	48	9.90	45	40							
Lindenwold Mail-In Ballot	Total	0	274	0.00	250	250	4						
Lindenwold Provisional	Total	0	13	0.00	9	10							
Lindenwold Emergency Ballots	Total	0	0	0.00									
Lindenwold Borough	Total	5576	697	12.50	604	610	8						
Total - TC-Election Day		5576	410	7.35	345	350	4						
Total - TC-Emergency		5576	0	0.00									
Total - TC-Mail-In Ballot		5576	274	4.91	250	250	4						
Total - TC-Provisional		5576	13	0.23	9	10							
Total - TC-Rejected Ballots		5576	0	0.00									
Contest Total		5576	697	12.50	604	610	8						

Lindenwold County Committee - DEM

		Registered	Ballots Cast	Turnout (%)	Cam Co Dem Com								
Lindenwold Dist 1	Total	547	44	8.04	25								
Lindenwold Dist 2	Total	585	41	7.01	30								
Lindenwold Dist 3	Total	498	54	10.84	43								
Lindenwold Dist 4	Total	827	81	9.79	63								
Lindenwold Dist 5	Total	647	25	3.86	18								
Lindenwold Dist 6	Total	813	52	6.40	41								
Lindenwold Dist 7	Total	411	17	4.14	13								
Lindenwold Dist 8	Total	763	48	6.29	32								
Lindenwold Dist 9	Total	485	48	9.90	37								
Lindenwold Mail-In Ballot	Total	0	274	0.00	241								
Lindenwold Provisional	Total	0	13	0.00	10								
Lindenwold Emergency Ballots	Total	0	0	0.00									
Lindenwold Borough	Total	5576	697	12.50	553								
Total - TC-Election Day		5576	410	7.35	302								
Total - TC-Emergency		5576	0	0.00									
Total - TC-Mail-In Ballot		5576	274	4.91	241								
Total - TC-Provisional		5576	13	0.23	10								
Total - TC-Rejected Ballots		5576	0	0.00									
Contest Total		5576	697	12.50	553								

Magnolia Mayor - DEM

		Registered	Ballots Cast	Turnout (%)	BettyAnn COWLING-CARSON	Write-In							
Magnolia Dist 1	Total	420	22	5.24	21								
Magnolia Dist 2	Total	295	24	8.14	23								
Magnolia Dist 3	Total	345	21	6.09	20								
Magnolia Dist 4	Total	385	35	9.09	29								
Magnolia Mail-In Ballot	Total	0	121	0.00	108	4							
Magnolia Provisional	Total	0	2	0.00	2								
Magnolia Emergency Ballots	Total	0	0	0.00									
Magnolia Borough	Total	1445	225	15.57	203	4							
<hr/>													
Total - TC-Election Day		1445	102	7.06	93								
Total - TC-Emergency		1445	0	0.00									
Total - TC-Mail-In Ballot		1445	121	8.37	108	4							
Total - TC-Provisional		1445	2	0.14	2								
Total - TC-Rejected Ballots		1445	0	0.00									
Contest Total		1445	225	15.57	203	4							

Magnolia Council - DEM

		Registered	Ballots Cast	Turnout (%)	Paula BONAMASSA	Anthony DE PRINCE, III	Write-In							
Magnolia Dist 1	Total	420	22	5.24	20	21								
Magnolia Dist 2	Total	295	24	8.14	22	22								
Magnolia Dist 3	Total	345	21	6.09	16	18								
Magnolia Dist 4	Total	385	35	9.09	31	27								
Magnolia Mail-In Ballot	Total	0	121	0.00	105	103	5							
Magnolia Provisional	Total	0	2	0.00	2	2								
Magnolia Emergency Ballots	Total	0	0	0.00										
Magnolia Borough	Total	1445	225	15.57	196	193	5							
Total - TC-Election Day		1445	102	7.06	89	88								
Total - TC-Emergency		1445	0	0.00										
Total - TC-Mail-In Ballot		1445	121	8.37	105	103	5							
Total - TC-Provisional		1445	2	0.14	2	2								
Total - TC-Rejected Ballots		1445	0	0.00										
Contest Total		1445	225	15.57	196	193	5							

Magnolia County Committee Man - DEM

		Registered	Ballots Cast	Turnout (%)	Robert CARSON	Steven WHALEN	Write-In						
Magnolia Dist 1	Total	420	22	5.24	22	21							
Magnolia Dist 2	Total	295	24	8.14	22	23							
Magnolia Dist 3	Total	345	21	6.09	19	18							
Magnolia Dist 4	Total	385	35	9.09	30	29							
Magnolia Mail-In Ballot	Total	0	121	0.00	106	103	2						
Magnolia Provisional	Total	0	2	0.00	2	2							
Magnolia Emergency Ballots	Total	0	0	0.00									
Magnolia Borough	Total	1445	225	15.57	201	196	2						
Total - TC-Election Day		1445	102	7.06	93	91							
Total - TC-Emergency		1445	0	0.00									
Total - TC-Mail-In Ballot		1445	121	8.37	106	103	2						
Total - TC-Provisional		1445	2	0.14	2	2							
Total - TC-Rejected Ballots		1445	0	0.00									
Contest Total		1445	225	15.57	201	196	2						

Magnolia County Committee Woman - DEM

		Registered	Ballots Cast	Turnout (%)	Mary F. MARTZ	Terri SAXTON	Write-In						
Magnolia Dist 1	Total	420	22	5.24	22	21							
Magnolia Dist 2	Total	295	24	8.14	21	23							
Magnolia Dist 3	Total	345	21	6.09	19	18							
Magnolia Dist 4	Total	385	35	9.09	29	30							
Magnolia Mail-In Ballot	Total	0	121	0.00	107	106	4						
Magnolia Provisional	Total	0	2	0.00	2	2							
Magnolia Emergency Ballots	Total	0	0	0.00									
Magnolia Borough	Total	1445	225	15.57	200	200	4						
Total - TC-Election Day		1445	102	7.06	91	92							
Total - TC-Emergency		1445	0	0.00									
Total - TC-Mail-In Ballot		1445	121	8.37	107	106	4						
Total - TC-Provisional		1445	2	0.14	2	2							
Total - TC-Rejected Ballots		1445	0	0.00									
Contest Total		1445	225	15.57	200	200	4						

Merchantville Council - DEM

		Registered	Ballots Cast	Turnout (%)	Anthony J. PERNO, III	Raymond H. WOODS, III	Write-In							
Merchantville Dist 1	Total	581	54	9.29	43	43								
Merchantville Dist 2	Total	373	43	11.53	41	37								
Merchantville Dist 3	Total	346	38	10.98	35	33								
Merchantville Mail-In Ballot	Total	0	118	0.00	104	106								
Merchantville Provisional	Total	0	6	0.00	4	6								
Merchantville Emergency Ballots	Total	0	0	0.00										
Merchantville Borough	Total	1300	259	19.92	227	225								
Total - TC-Election Day		1300	135	10.38	119	113								
Total - TC-Emergency		1300	0	0.00										
Total - TC-Mail-In Ballot		1300	118	9.08	104	106								
Total - TC-Provisional		1300	6	0.46	4	6								
Total - TC-Rejected Ballots		1300	0	0.00										
Contest Total		1300	259	19.92	227	225								

Merchantville County Committee Man - DEM

		Registered	Ballots Cast	Turnout (%)	Daniel J. SPERAZZA	Louis J. Fiume, III	Write-In						
Merchantville Dist 1	Total	581	54	9.29	46	43							
Merchantville Dist 2	Total	373	43	11.53	38	36	1						
Merchantville Dist 3	Total	346	38	10.98	34	33							
Merchantville Mail-In Ballot	Total	0	118	0.00	104	101							
Merchantville Provisional	Total	0	6	0.00	5	5							
Merchantville Emergency Ballots	Total	0	0	0.00									
Merchantville Borough	Total	1300	259	19.92	227	218	1						
Total - TC-Election Day		1300	135	10.38	118	112	1						
Total - TC-Emergency		1300	0	0.00									
Total - TC-Mail-In Ballot		1300	118	9.08	104	101							
Total - TC-Provisional		1300	6	0.46	5	5							
Total - TC-Rejected Ballots		1300	0	0.00									
Contest Total		1300	259	19.92	227	218	1						

Merchantville County Committee Woman - DEM

		Registered	Ballots Cast	Turnout (%)	Maureen G. HIGGINS	Angela C. WALDRON	Write-In							
Merchantville Dist 1	Total	581	54	9.29	48	47								
Merchantville Dist 2	Total	373	43	11.53	37	36	1							
Merchantville Dist 3	Total	346	38	10.98	36	37								
Merchantville Mail-In Ballot	Total	0	118	0.00	110	108								
Merchantville Provisional	Total	0	6	0.00	6	5								
Merchantville Emergency Ballots	Total	0	0	0.00										
Merchantville Borough	Total	1300	259	19.92	237	233	1							
Total - TC-Election Day		1300	135	10.38	121	120	1							
Total - TC-Emergency		1300	0	0.00										
Total - TC-Mail-In Ballot		1300	118	9.08	110	108								
Total - TC-Provisional		1300	6	0.46	6	5								
Total - TC-Rejected Ballots		1300	0	0.00										
Contest Total		1300	259	19.92	237	233	1							

Mt Ephraim County Committee Man - DEM

		Registered	Ballots Cast	Turnout (%)	John SABAN	Samuel KEATING	Gary PRINSKI	Write-In					
Mt Ephraim Dist 1	Total	349	34	9.74	27	28	26						
Mt Ephraim Dist 2	Total	425	34	8.00	31	32	31						
Mt Ephraim Dist 3	Total	372	28	7.53	24	23	20	1					
Mt Ephraim Dist 4	Total	384	26	6.77	24	20	20						
Mt. Ephraim Mail-In Ballot	Total	0	142	0.00	129	129	129						
Mt. Ephraim Provisional	Total	0	2	0.00	2	2	2						
Mt. Ephraim Emergency Ballots	Total	0	0	0.00									
Mount Ephraim Borough	Total	1530	266	17.39	237	234	228	1					
Total - TC-Election Day		1530	122	7.97	106	103	97	1					
Total - TC-Emergency		1530	0	0.00									
Total - TC-Mail-In Ballot		1530	142	9.28	129	129	129						
Total - TC-Provisional		1530	2	0.13	2	2	2						
Total - TC-Rejected Ballots		1530	0	0.00									
Contest Total		1530	266	17.39	237	234	228	1					

Mt Ephraim County Committee Woman - DEM

		Registered	Ballots Cast	Turnout (%)	Barbara SCOTT	Kristina CAREY	Deborah WOLK	Write-In						
Mt Ephraim Dist 1	Total	349	34	9.74	31	30	29							
Mt Ephraim Dist 2	Total	425	34	8.00	34	31	31							
Mt Ephraim Dist 3	Total	372	28	7.53	23	23	24	1						
Mt Ephraim Dist 4	Total	384	26	6.77	21	22	22							
Mt. Ephraim Mail-In Ballot	Total	0	142	0.00	129	123	126							
Mt. Ephraim Provisional	Total	0	2	0.00	2	2	2							
Mt. Ephraim Emergency Ballots	Total	0	0	0.00										
Mount Ephraim Borough	Total	1530	266	17.39	240	231	234	1						
Total - TC-Election Day		1530	122	7.97	109	106	106	1						
Total - TC-Emergency		1530	0	0.00										
Total - TC-Mail-In Ballot		1530	142	9.28	129	123	126							
Total - TC-Provisional		1530	2	0.13	2	2	2							
Total - TC-Rejected Ballots		1530	0	0.00										
Contest Total		1530	266	17.39	240	231	234	1						

Oaklyn Mayor - DEM

		Registered	Ballots Cast	Turnout (%)	Greg BRANDLEY	Write-In							
Oaklyn Dist 1	Total	363	59	16.25	51	2							
Oaklyn Dist 2	Total	394	65	16.50	52								
Oaklyn Dist 3	Total	349	59	16.91	43	3							
Oaklyn Dist 4	Total	321	68	21.18	55	2							
Oaklyn Mail-In Ballot	Total	0	104	0.00	81	1							
Oaklyn Provisional	Total	0	23	0.00	15	1							
Oaklyn Emergency Ballots	Total	0	0	0.00									
Oaklyn Borough	Total	1427	378	26.49	297	9							
Total - TC-Election Day		1427	251	17.59	201	7							
Total - TC-Emergency		1427	0	0.00									
Total - TC-Mail-In Ballot		1427	104	7.29	81	1							
Total - TC-Provisional		1427	23	1.61	15	1							
Total - TC-Rejected Ballots		1427	0	0.00									
Contest Total		1427	378	26.49	297	9							

Oaklyn Council - DEM

		Registered	Ballots Cast	Turnout (%)	Sarah MC CLEERY-CAIRNS	Vincenzo 'Vince' ANGELUCCI	Write-In							
Oaklyn Dist 1	Total	363	59	16.25	49	47								
Oaklyn Dist 2	Total	394	65	16.50	48	49								
Oaklyn Dist 3	Total	349	59	16.91	42	43	4							
Oaklyn Dist 4	Total	321	68	21.18	49	57								
Oaklyn Mail-In Ballot	Total	0	104	0.00	76	80								
Oaklyn Provisional	Total	0	23	0.00	17	17								
Oaklyn Emergency Ballots	Total	0	0	0.00										
Oaklyn Borough	Total	1427	378	26.49	281	293	4							
Total - TC-Election Day		1427	251	17.59	188	196	4							
Total - TC-Emergency		1427	0	0.00										
Total - TC-Mail-In Ballot		1427	104	7.29	76	80								
Total - TC-Provisional		1427	23	1.61	17	17								
Total - TC-Rejected Ballots		1427	0	0.00										
Contest Total		1427	378	26.49	281	293	4							

Oaklyn County Committee Man - DEM

		Registered	Ballots Cast	Turnout (%)	Michael VALLANTI	Matthew GROCHOWSKI	Robert BENNETT	Daniel GORDON	Write-In					
Oaklyn Dist 1	Total	363	59	16.25	24	24	36	32						
Oaklyn Dist 2	Total	394	65	16.50	33	27	26	26						
Oaklyn Dist 3	Total	349	59	16.91	38	32	20	23						
Oaklyn Dist 4	Total	321	68	21.18	35	32	32	30						
Oaklyn Mail-In Ballot	Total	0	104	0.00	64	63	31	33						
Oaklyn Provisional	Total	0	23	0.00	12	12	11	9						
Oaklyn Emergency Ballots	Total	0	0	0.00										
Oaklyn Borough	Total	1427	378	26.49	206	190	156	153						
Total - TC-Election Day		1427	251	17.59	130	115	114	111						
Total - TC-Emergency		1427	0	0.00										
Total - TC-Mail-In Ballot		1427	104	7.29	64	63	31	33						
Total - TC-Provisional		1427	23	1.61	12	12	11	9						
Total - TC-Rejected Ballots		1427	0	0.00										
Contest Total		1427	378	26.49	206	190	156	153						

Oaklyn County Committee Woman - DEM

		Registered	Ballots Cast	Turnout (%)	Sarah MC CLEERY-CAIRNS	April Sandra MARINO	Lora GORDON	Courtney KNIGHT	Write-In					
Oaklyn Dist 1	Total	363	59	16.25	26	25	33	32						
Oaklyn Dist 2	Total	394	65	16.50	37	32	23	24						
Oaklyn Dist 3	Total	349	59	16.91	36	31	22	22	2					
Oaklyn Dist 4	Total	321	68	21.18	27	31	29	33						
Oaklyn Mail-In Ballot	Total	0	104	0.00	62	64	33	33						
Oaklyn Provisional	Total	0	23	0.00	13	14	9	9						
Oaklyn Emergency Ballots	Total	0	0	0.00										
Oaklyn Borough	Total	1427	378	26.49	201	197	149	153	2					
Total - TC-Election Day		1427	251	17.59	126	119	107	111	2					
Total - TC-Emergency		1427	0	0.00										
Total - TC-Mail-In Ballot		1427	104	7.29	62	64	33	33						
Total - TC-Provisional		1427	23	1.61	13	14	9	9						
Total - TC-Rejected Ballots		1427	0	0.00										
Contest Total		1427	378	26.49	201	197	149	153	2					

Pennsauken Twp. Committee - DEM

		Registered	Ballots Cast	Turnout (%)	Almar DYER	Write-In							
Pennsauken Dist 1	Total	571	49	8.58	38								
Pennsauken Dist 2	Total	881	83	9.42	69								
Pennsauken Dist 3	Total	516	49	9.50	38								
Pennsauken Dist 4	Total	799	51	6.38	46								
Pennsauken Dist 5	Total	369	31	8.40	29								
Pennsauken Dist 6	Total	534	72	13.48	59	2							
Pennsauken Dist 7	Total	624	41	6.57	37								
Pennsauken Dist 8	Total	485	28	5.77	27								
Pennsauken Dist 9	Total	439	23	5.24	20								
Pennsauken Dist 10	Total	464	38	8.19	34								
Pennsauken Dist 11	Total	471	46	9.77	42								
Pennsauken Dist 12	Total	460	35	7.61	27								
Pennsauken Dist 13	Total	380	31	8.16	25								
Pennsauken Dist 14	Total	607	70	11.53	64	1							
Pennsauken Dist 15	Total	676	55	8.14	47								
Pennsauken Dist 16	Total	434	40	9.22	32								
Pennsauken Dist 17	Total	664	57	8.58	50								
Pennsauken Dist 18	Total	667	55	8.25	49	1							
Pennsauken Dist 19	Total	315	23	7.30	19	1							
Pennsauken Dist 20	Total	474	63	13.29	51								
Pennsauken Dist 21	Total	390	53	13.59	39								
Pennsauken Dist 22	Total	456	72	15.79	58	1							
Pennsauken Dist 23	Total	430	33	7.67	29								
Pennsauken Dist 24	Total	316	16	5.06	16								
Pennsauken Mail-In Ballot	Total	0	896	0.00	779	2							
Pennsauken Provisional	Total	0	16	0.00	13								
Pennsauken Emergency Ballots	Total	0	0	0.00									
Pennsauken Twp	Total	12422	2026	16.31	1737	8							
Total - TC-Election Day		12422	1114	8.97	945	6							
Total - TC-Emergency		12422	0	0.00									
Total - TC-Mail-In Ballot		12422	896	7.21	779	2							
Total - TC-Provisional		12422	16	0.13	13								
Total - TC-Rejected Ballots		12422	0	0.00									
Contest Total		12422	2026	16.31	1737	8							

Pennsauken County Committee - DEM

		Registered	Ballots Cast	Turnout (%)	Cam Co Dem Com								
Pennsauken Dist 1	Total	571	49	8.58	34								
Pennsauken Dist 2	Total	881	83	9.42	66								
Pennsauken Dist 3	Total	516	49	9.50	37								
Pennsauken Dist 4	Total	799	51	6.38	41								
Pennsauken Dist 5	Total	369	31	8.40	24								
Pennsauken Dist 6	Total	534	72	13.48	47								
Pennsauken Dist 7	Total	624	41	6.57	36								
Pennsauken Dist 8	Total	485	28	5.77	20								
Pennsauken Dist 9	Total	439	23	5.24	18								
Pennsauken Dist 10	Total	464	38	8.19	26								
Pennsauken Dist 11	Total	471	46	9.77	40								
Pennsauken Dist 12	Total	460	35	7.61	24								
Pennsauken Dist 13	Total	380	31	8.16	23								
Pennsauken Dist 14	Total	607	70	11.53	51								
Pennsauken Dist 15	Total	676	55	8.14	43								
Pennsauken Dist 16	Total	434	40	9.22	28								
Pennsauken Dist 17	Total	664	57	8.58	46								
Pennsauken Dist 18	Total	667	55	8.25	39								
Pennsauken Dist 19	Total	315	23	7.30	19								
Pennsauken Dist 20	Total	474	63	13.29	46								
Pennsauken Dist 21	Total	390	53	13.59	29								
Pennsauken Dist 22	Total	456	72	15.79	47								
Pennsauken Dist 23	Total	430	33	7.67	25								
Pennsauken Dist 24	Total	316	16	5.06	15								
Pennsauken Mail-In Ballot	Total	0	896	0.00	746								
Pennsauken Provisional	Total	0	16	0.00	12								
Pennsauken Emergency Ballots	Total	0	0	0.00									
Pennsauken Twp	Total	12422	2026	16.31	1582								
Total - TC-Election Day		12422	1114	8.97	824								
Total - TC-Emergency		12422	0	0.00									
Total - TC-Mail-In Ballot		12422	896	7.21	746								
Total - TC-Provisional		12422	16	0.13	12								
Total - TC-Rejected Ballots		12422	0	0.00									
Contest Total		12422	2026	16.31	1582								

Pine Hill Mayor - DEM

		Registered	Ballots Cast	Turnout (%)	Christopher GREEN	Write-In								
Pine Hill Dist 1	Total	519	42	8.09	38									
Pine Hill Dist 2	Total	489	37	7.57	28									
Pine Hill Dist 3	Total	539	39	7.24	35	1								
Pine Hill Dist 4	Total	696	30	4.31	28									
Pine Hill Dist 5	Total	567	57	10.05	45	1								
Pine Hill Dist 6	Total	500	19	3.80	17									
Pine Hill Mail-In Ballot	Total	0	237	0.00	214	2								
Pine Hill Provisional	Total	0	8	0.00	7									
Pine Hill Emergency Ballots	Total	0	0	0.00										
Pine Hill Borough	Total	3310	469	14.17	412	4								
Total - TC-Election Day		3310	224	6.77	191	2								
Total - TC-Emergency		3310	0	0.00										
Total - TC-Mail-In Ballot		3310	237	7.16	214	2								
Total - TC-Provisional		3310	8	0.24	7									
Total - TC-Rejected Ballots		3310	0	0.00										
Contest Total		3310	469	14.17	412	4								

Pine Hill Council - DEM

		Registered	Ballots Cast	Turnout (%)	Charles WARRINGTON	Terence G. BURKE	Write-In							
Pine Hill Dist 1	Total	519	42	8.09	40	37								
Pine Hill Dist 2	Total	489	37	7.57	30	32								
Pine Hill Dist 3	Total	539	39	7.24	35	35	1							
Pine Hill Dist 4	Total	696	30	4.31	25	27								
Pine Hill Dist 5	Total	567	57	10.05	47	48								
Pine Hill Dist 6	Total	500	19	3.80	19	14								
Pine Hill Mail-In Ballot	Total	0	237	0.00	218	223	1							
Pine Hill Provisional	Total	0	8	0.00	8	8								
Pine Hill Emergency Ballots	Total	0	0	0.00										
Pine Hill Borough	Total	3310	469	14.17	422	424	2							
Total - TC-Election Day		3310	224	6.77	196	193	1							
Total - TC-Emergency		3310	0	0.00										
Total - TC-Mail-In Ballot		3310	237	7.16	218	223	1							
Total - TC-Provisional		3310	8	0.24	8	8								
Total - TC-Rejected Ballots		3310	0	0.00										
Contest Total		3310	469	14.17	422	424	2							

Pine Hill County Committee Man - DEM

		Registered	Ballots Cast	Turnout (%)	James T. WAKELEY	Michael HAGARTY	John ROBB	Robert HAGY	Terence G. BURKE	Write-In				
Pine Hill Dist 1	Total	519	42	8.09	37	36	35	35	35					
Pine Hill Dist 2	Total	489	37	7.57	34	32	32	29	32					
Pine Hill Dist 3	Total	539	39	7.24	34	34	34	34	34					
Pine Hill Dist 4	Total	696	30	4.31	28	28	26	26	25					
Pine Hill Dist 5	Total	567	57	10.05	47	47	49	48	49	2				
Pine Hill Dist 6	Total	500	19	3.80	15	15	14	14	13					
Pine Hill Mail-In Ballot	Total	0	237	0.00	210	211	210	206	211	1				
Pine Hill Provisional	Total	0	8	0.00	8	7	7	7	8					
Pine Hill Emergency Ballots	Total	0	0	0.00										
Pine Hill Borough	Total	3310	469	14.17	413	410	407	399	407	3				
Total - TC-Election Day		3310	224	6.77	195	192	190	186	188	2				
Total - TC-Emergency		3310	0	0.00										
Total - TC-Mail-In Ballot		3310	237	7.16	210	211	210	206	211	1				
Total - TC-Provisional		3310	8	0.24	8	7	7	7	8					
Total - TC-Rejected Ballots		3310	0	0.00										
Contest Total		3310	469	14.17	413	410	407	399	407	3				

Pine Hill County Committee Woman - DEM

		Registered	Ballots Cast	Turnout (%)	Sharon M. YOUNG	Joanne JONES	Linda SZCZESNIEWSKI	Patricia KNOTT	Ruth MC CULLEN	Write-In				
Pine Hill Dist 1	Total	519	42	8.09	38	37	35	36	37	5				
Pine Hill Dist 2	Total	489	37	7.57	35	32	30	30	32					
Pine Hill Dist 3	Total	539	39	7.24	34	34	33	34	34	4				
Pine Hill Dist 4	Total	696	30	4.31	28	27	27	26	25					
Pine Hill Dist 5	Total	567	57	10.05	51	49	47	52	50	4				
Pine Hill Dist 6	Total	500	19	3.80	17	14	14	14	18					
Pine Hill Mail-In Ballot	Total	0	237	0.00	216	216	211	223	220	5				
Pine Hill Provisional	Total	0	8	0.00	7	7	7	7	8					
Pine Hill Emergency Ballots	Total	0	0	0.00										
Pine Hill Borough	Total	3310	469	14.17	426	416	404	422	424	18				
Total - TC-Election Day		3310	224	6.77	203	193	186	192	196	13				
Total - TC-Emergency		3310	0	0.00										
Total - TC-Mail-In Ballot		3310	237	7.16	216	216	211	223	220	5				
Total - TC-Provisional		3310	8	0.24	7	7	7	7	8					
Total - TC-Rejected Ballots		3310	0	0.00										
Contest Total		3310	469	14.17	426	416	404	422	424	18				

Pine Valley County Committee Man - DEM

		Registered	Ballots Cast	Turnout (%)	Write-In								
Pine Valley Dist 1	Total	3	0	0.00									
Pine Valley Mail-In Ballot	Total	0	2	0.00									
Pine Valley Provisional	Total	0	0	0.00									
Pine Valley Emergency Ballots	Total	0	0	0.00									
Pine Valley Borough	Total	3	2	66.67									
Total - TC-Election Day		3	0	0.00									
Total - TC-Emergency		3	0	0.00									
Total - TC-Mail-In Ballot		3	2	66.67									
Total - TC-Provisional		3	0	0.00									
Total - TC-Rejected Ballots		3	0	0.00									
Contest Total		3	2	66.67									

Pine Valley County Committee Woman - DEM

		Registered	Ballots Cast	Turnout (%)	Write-In								
Pine Valley Dist 1	Total	3	0	0.00									
Pine Valley Mail-In Ballot	Total	0	2	0.00									
Pine Valley Provisional	Total	0	0	0.00									
Pine Valley Emergency Ballots	Total	0	0	0.00									
Pine Valley Borough	Total	3	2	66.67									
Total - TC-Election Day		3	0	0.00									
Total - TC-Emergency		3	0	0.00									
Total - TC-Mail-In Ballot		3	2	66.67									
Total - TC-Provisional		3	0	0.00									
Total - TC-Rejected Ballots		3	0	0.00									
Contest Total		3	2	66.67									

Runnemedede Council - DEM

		Registered	Ballots Cast	Turnout (%)	Robert FARRELL	Luis 'Rich' CEPERO	Ed WHITE	Write-In						
Runnemedede Dist 1	Total	357	53	14.85	19	21	40							
Runnemedede Dist 2	Total	518	84	16.22	58	50	42							
Runnemedede Dist 3	Total	342	53	15.50	32	32	29	1						
Runnemedede Dist 4	Total	497	116	23.34	51	62	73							
Runnemedede Dist 5	Total	702	120	17.09	89	77	42							
Runnemedede Dist 6	Total	581	136	23.41	71	72	77							
Runnemedede Mail-In Ballot	Total	0	340	0.00	263	238	104	4						
Runnemedede Provisional	Total	0	15	0.00	6	8	8							
Runnemedede Emergency Ballots	Total	0	0	0.00										
Runnemedede Borough	Total	2997	917	30.60	589	560	415	5						
Total - TC-Election Day		2997	562	18.75	320	314	303	1						
Total - TC-Emergency		2997	0	0.00										
Total - TC-Mail-In Ballot		2997	340	11.34	263	238	104	4						
Total - TC-Provisional		2997	15	0.50	6	8	8							
Total - TC-Rejected Ballots		2997	0	0.00										
Contest Total		2997	917	30.60	589	560	415	5						

Runnemede County Committee Man - DEM

		Registered	Ballots Cast	Turnout (%)	Joseph AUPPERLE	George BUTRICA	Bernard MOORE	Daniel WHITE	Write-In				
Runnemede Dist 1	Total	357	53	14.85	28	26	28	27					
Runnemede Dist 2	Total	518	84	16.22	63	62	62	60	1				
Runnemede Dist 3	Total	342	53	15.50	33	38	37	35					
Runnemede Dist 4	Total	497	116	23.34	74	71	71	70	1				
Runnemede Dist 5	Total	702	120	17.09	88	82	84	81					
Runnemede Dist 6	Total	581	136	23.41	95	85	85	87	2				
Runnemede Mail-In Ballot	Total	0	340	0.00	290	283	286	284	5				
Runnemede Provisional	Total	0	15	0.00	12	11	12	10					
Runnemede Emergency Ballots	Total	0	0	0.00									
Runnemede Borough	Total	2997	917	30.60	683	658	665	654	9				
Total - TC-Election Day		2997	562	18.75	381	364	367	360	4				
Total - TC-Emergency		2997	0	0.00									
Total - TC-Mail-In Ballot		2997	340	11.34	290	283	286	284	5				
Total - TC-Provisional		2997	15	0.50	12	11	12	10					
Total - TC-Rejected Ballots		2997	0	0.00									
Contest Total		2997	917	30.60	683	658	665	654	9				

Runnemede County Committee Woman - DEM

		Registered	Ballots Cast	Turnout (%)	Virginia 'Ginny' BETTERIDGE	Gladys BRITTON	Mary DODDS	Margaret ZAPPALA	Write-In				
Runnemede Dist 1	Total	357	53	14.85	29	30	27	28					
Runnemede Dist 2	Total	518	84	16.22	62	58	60	59					
Runnemede Dist 3	Total	342	53	15.50	42	37	34	36	2				
Runnemede Dist 4	Total	497	116	23.34	77	68	65	66					
Runnemede Dist 5	Total	702	120	17.09	85	84	83	82					
Runnemede Dist 6	Total	581	136	23.41	96	90	85	85	2				
Runnemede Mail-In Ballot	Total	0	340	0.00	288	283	287	287	2				
Runnemede Provisional	Total	0	15	0.00	11	12	11	10					
Runnemede Emergency Ballots	Total	0	0	0.00									
Runnemede Borough	Total	2997	917	30.60	690	662	652	653	6				
Total - TC-Election Day		2997	562	18.75	391	367	354	356	4				
Total - TC-Emergency		2997	0	0.00									
Total - TC-Mail-In Ballot		2997	340	11.34	288	283	287	287	2				
Total - TC-Provisional		2997	15	0.50	11	12	11	10					
Total - TC-Rejected Ballots		2997	0	0.00									
Contest Total		2997	917	30.60	690	662	652	653	6				

Somerdale Mayor - DEM

		Registered	Ballots Cast	Turnout (%)	GARY J. PASSANANTE	Write-In							
Somerdale Dist 1	Total	740	61	8.24	54	1							
Somerdale Dist 2	Total	396	30	7.58	25								
Somerdale Dist 3	Total	462	65	14.07	57								
Somerdale Dist 4	Total	454	42	9.25	38	1							
Somerdale Mail-In Ballot	Total	0	193	0.00	179	2							
Somerdale Provisional	Total	0	5	0.00	2								
Somerdale Emergency Ballots	Total	0	0	0.00									
Somerdale Borough	Total	2052	396	19.30	355	4							
Total - TC-Election Day		2052	198	9.65	174	2							
Total - TC-Emergency		2052	0	0.00									
Total - TC-Mail-In Ballot		2052	193	9.41	179	2							
Total - TC-Provisional		2052	5	0.24	2								
Total - TC-Rejected Ballots		2052	0	0.00									
Contest Total		2052	396	19.30	355	4							

Somerdale Council - DEM

		Registered	Ballots Cast	Turnout (%)	David ALEXANDER	Edward J. KAIN	Write-In						
Somerdale Dist 1	Total	740	61	8.24	52	50							
Somerdale Dist 2	Total	396	30	7.58	26	26							
Somerdale Dist 3	Total	462	65	14.07	58	51							
Somerdale Dist 4	Total	454	42	9.25	35	36							
Somerdale Mail-In Ballot	Total	0	193	0.00	182	182							
Somerdale Provisional	Total	0	5	0.00	3	1							
Somerdale Emergency Ballots	Total	0	0	0.00									
Somerdale Borough	Total	2052	396	19.30	356	346							
Total - TC-Election Day		2052	198	9.65	171	163							
Total - TC-Emergency		2052	0	0.00									
Total - TC-Mail-In Ballot		2052	193	9.41	182	182							
Total - TC-Provisional		2052	5	0.24	3	1							
Total - TC-Rejected Ballots		2052	0	0.00									
Contest Total		2052	396	19.30	356	346							

Somerdale County Committee Man - DEM

		Registered	Ballots Cast	Turnout (%)	George C. EHRMANN	Charles W. POPE	Christian ANNESE	Write-In					
Somerdale Dist 1	Total	740	61	8.24	50	49	50						
Somerdale Dist 2	Total	396	30	7.58	25	25	26						
Somerdale Dist 3	Total	462	65	14.07	55	52	48						
Somerdale Dist 4	Total	454	42	9.25	34	33	36						
Somerdale Mail-In Ballot	Total	0	193	0.00	177	178	173	2					
Somerdale Provisional	Total	0	5	0.00	3	3	2						
Somerdale Emergency Ballots	Total	0	0	0.00									
Somerdale Borough	Total	2052	396	19.30	344	340	335	2					
Total - TC-Election Day		2052	198	9.65	164	159	160						
Total - TC-Emergency		2052	0	0.00									
Total - TC-Mail-In Ballot		2052	193	9.41	177	178	173	2					
Total - TC-Provisional		2052	5	0.24	3	3	2						
Total - TC-Rejected Ballots		2052	0	0.00									
Contest Total		2052	396	19.30	344	340	335	2					

Somerdale County Committee Woman - DEM

		Registered	Ballots Cast	Turnout (%)	Catherine BROOKS	Nancy PERRY	Karen ALEXANDER	Write-In						
Somerdale Dist 1	Total	740	61	8.24	52	53	49							
Somerdale Dist 2	Total	396	30	7.58	26	25	24							
Somerdale Dist 3	Total	462	65	14.07	52	51	53							
Somerdale Dist 4	Total	454	42	9.25	36	37	35							
Somerdale Mail-In Ballot	Total	0	193	0.00	175	177	179							
Somerdale Provisional	Total	0	5	0.00	3	3	2							
Somerdale Emergency Ballots	Total	0	0	0.00										
Somerdale Borough	Total	2052	396	19.30	344	346	342							
Total - TC-Election Day		2052	198	9.65	166	166	161							
Total - TC-Emergency		2052	0	0.00										
Total - TC-Mail-In Ballot		2052	193	9.41	175	177	179							
Total - TC-Provisional		2052	5	0.24	3	3	2							
Total - TC-Rejected Ballots		2052	0	0.00										
Contest Total		2052	396	19.30	344	346	342							

Stratford Mayor - DEM

		Registered	Ballots Cast	Turnout (%)	Josh KEENAN	Write-In							
Stratford Dist 1	Total	211	28	13.27	24								
Stratford Dist 2	Total	344	28	8.14	23								
Stratford Dist 3	Total	368	26	7.07	17								
Stratford Dist 4	Total	390	33	8.46	29								
Stratford Dist 5	Total	305	13	4.26	11								
Stratford Dist 6	Total	344	31	9.01	27								
Stratford Mail-In Ballot	Total	0	209	0.00	186								
Stratford Provisional	Total	0	1	0.00	1								
Stratford Emergency Ballots	Total	0	0	0.00									
Stratford Borough	Total	1962	369	18.81	318								
Total - TC-Election Day		1962	159	8.10	131								
Total - TC-Emergency		1962	0	0.00									
Total - TC-Mail-In Ballot		1962	209	10.65	186								
Total - TC-Provisional		1962	1	0.05	1								
Total - TC-Rejected Ballots		1962	0	0.00									
Contest Total		1962	369	18.81	318								

Stratford Council - DEM

		Registered	Ballots Cast	Turnout (%)	Tina LOMANNNO	Linda HALL	Write-In						
Stratford Dist 1	Total	211	28	13.27	24	24							
Stratford Dist 2	Total	344	28	8.14	20	20	3						
Stratford Dist 3	Total	368	26	7.07	19	17	1						
Stratford Dist 4	Total	390	33	8.46	30	30	2						
Stratford Dist 5	Total	305	13	4.26	9	11							
Stratford Dist 6	Total	344	31	9.01	24	24	4						
Stratford Mail-In Ballot	Total	0	209	0.00	190	191							
Stratford Provisional	Total	0	1	0.00	1	1							
Stratford Emergency Ballots	Total	0	0	0.00									
Stratford Borough	Total	1962	369	18.81	317	318	10						
Total - TC-Election Day		1962	159	8.10	126	126	10						
Total - TC-Emergency		1962	0	0.00									
Total - TC-Mail-In Ballot		1962	209	10.65	190	191							
Total - TC-Provisional		1962	1	0.05	1	1							
Total - TC-Rejected Ballots		1962	0	0.00									
Contest Total		1962	369	18.81	317	318	10						

Stratford County Committee Man - DEM

		Registered	Ballots Cast	Turnout (%)	Robert BOVE	Stephen V. GAGLIARDI	John D. KEENAN, JR.	Write-In						
Stratford Dist 1	Total	211	28	13.27	23	25	23							
Stratford Dist 2	Total	344	28	8.14	21	23	20	1						
Stratford Dist 3	Total	368	26	7.07	16	20	19							
Stratford Dist 4	Total	390	33	8.46	30	30	27							
Stratford Dist 5	Total	305	13	4.26	10	10	10							
Stratford Dist 6	Total	344	31	9.01	25	26	24							
Stratford Mail-In Ballot	Total	0	209	0.00	191	191	181							
Stratford Provisional	Total	0	1	0.00	1	1	1							
Stratford Emergency Ballots	Total	0	0	0.00										
Stratford Borough	Total	1962	369	18.81	317	326	305	1						
Total - TC-Election Day		1962	159	8.10	125	134	123	1						
Total - TC-Emergency		1962	0	0.00										
Total - TC-Mail-In Ballot		1962	209	10.65	191	191	181							
Total - TC-Provisional		1962	1	0.05	1	1	1							
Total - TC-Rejected Ballots		1962	0	0.00										
Contest Total		1962	369	18.81	317	326	305	1						

Stratford County Committee Woman - DEM

		Registered	Ballots Cast	Turnout (%)	Terry ARMBRUSTER	Linda HALL	Tina LOMANNO	Write-In						
Stratford Dist 1	Total	211	28	13.27	26	22	22							
Stratford Dist 2	Total	344	28	8.14	22	22	19							
Stratford Dist 3	Total	368	26	7.07	18	16	19							
Stratford Dist 4	Total	390	33	8.46	32	30	30							
Stratford Dist 5	Total	305	13	4.26	11	11	9							
Stratford Dist 6	Total	344	31	9.01	27	25	25	2						
Stratford Mail-In Ballot	Total	0	209	0.00	191	186	184							
Stratford Provisional	Total	0	1	0.00	1	1	1							
Stratford Emergency Ballots	Total	0	0	0.00										
Stratford Borough	Total	1962	369	18.81	328	313	309	2						
Total - TC-Election Day		1962	159	8.10	136	126	124	2						
Total - TC-Emergency		1962	0	0.00										
Total - TC-Mail-In Ballot		1962	209	10.65	191	186	184							
Total - TC-Provisional		1962	1	0.05	1	1	1							
Total - TC-Rejected Ballots		1962	0	0.00										
Contest Total		1962	369	18.81	328	313	309	2						

Tavistock County Committee Man - DEM

		Registered	Ballots Cast	Turnout (%)	Write-In								
Tavistock Dist 1	Total	3	0	0.00									
Tavistock Mail-In Ballot	Total	0	0	0.00									
Tavistock Provisional	Total	0	0	0.00									
Tavistock Emergency Ballots	Total	0	0	0.00									
Tavistock Borough	Total	3	0	0.00									
Total - TC-Election Day		3	0	0.00									
Total - TC-Emergency		3	0	0.00									
Total - TC-Mail-In Ballot		3	0	0.00									
Total - TC-Provisional		3	0	0.00									
Total - TC-Rejected Ballots		3	0	0.00									
Contest Total		3	0	0.00									

Tavistock County Committee Woman - DEM

		Registered	Ballots Cast	Turnout (%)	Write-In								
Tavistock Dist 1	Total	3	0	0.00									
Tavistock Mail-In Ballot	Total	0	0	0.00									
Tavistock Provisional	Total	0	0	0.00									
Tavistock Emergency Ballots	Total	0	0	0.00									
Tavistock Borough	Total	3	0	0.00									
Total - TC-Election Day		3	0	0.00									
Total - TC-Emergency		3	0	0.00									
Total - TC-Mail-In Ballot		3	0	0.00									
Total - TC-Provisional		3	0	0.00									
Total - TC-Rejected Ballots		3	0	0.00									
Contest Total		3	0	0.00									

Voorhees Twp. Committee - DEM

		Registered	Ballots Cast	Turnout (%)	Jacklyn FETBROYT	Write-In								
Voorhees Dist 1	Total	658	34	5.17	30									
Voorhees Dist 2	Total	551	45	8.17	40									
Voorhees Dist 3	Total	506	33	6.52	29	1								
Voorhees Dist 4	Total	578	43	7.44	32									
Voorhees Dist 5	Total	616	43	6.98	36	1								
Voorhees Dist 6	Total	485	20	4.12	17	1								
Voorhees Dist 7	Total	304	22	7.24	21									
Voorhees Dist 8	Total	710	45	6.34	37	2								
Voorhees Dist 9	Total	563	37	6.57	33	1								
Voorhees Dist 10	Total	453	47	10.38	42									
Voorhees Dist 11	Total	370	23	6.22	23									
Voorhees Dist 12	Total	416	22	5.29	18									
Voorhees Dist 13	Total	622	42	6.75	34									
Voorhees Dist 14	Total	387	20	5.17	17									
Voorhees Dist 15	Total	453	26	5.74	24									
Voorhees Dist 16	Total	315	20	6.35	17									
Voorhees Dist 17	Total	357	69	19.33	61									
Voorhees Dist 18	Total	429	18	4.20	14									
Voorhees Dist 19	Total	470	31	6.60	27									
Voorhees Mail-In Ballot	Total	0	1140	0.00	989	5								
Voorhees Provisional	Total	0	39	0.00	35									
Voorhees Emergency Ballots	Total	0	0	0.00										
Voorhees Twp	Total	9243	1819	19.68	1576	11								
Total - TC-Election Day		9243	640	6.92	552	6								
Total - TC-Emergency		9243	0	0.00										
Total - TC-Mail-In Ballot		9243	1140	12.33	989	5								
Total - TC-Provisional		9243	39	0.42	35									
Total - TC-Rejected Ballots		9243	0	0.00										
Contest Total		9243	1819	19.68	1576	11								

Voorhees County Committee - DEM

		Registered	Ballots Cast	Turnout (%)	Cam Co Dem Com								
Voorhees Dist 1	Total	658	34	5.17	28								
Voorhees Dist 2	Total	551	45	8.17	33								
Voorhees Dist 3	Total	506	33	6.52	27								
Voorhees Dist 4	Total	578	43	7.44	27								
Voorhees Dist 5	Total	616	43	6.98	36								
Voorhees Dist 6	Total	485	20	4.12	18								
Voorhees Dist 7	Total	304	22	7.24	18								
Voorhees Dist 8	Total	710	45	6.34	39								
Voorhees Dist 9	Total	563	37	6.57	31								
Voorhees Dist 10	Total	453	47	10.38	36								
Voorhees Dist 11	Total	370	23	6.22	20								
Voorhees Dist 12	Total	416	22	5.29	18								
Voorhees Dist 13	Total	622	42	6.75	32								
Voorhees Dist 14	Total	387	20	5.17	15								
Voorhees Dist 15	Total	453	26	5.74	21								
Voorhees Dist 16	Total	315	20	6.35	16								
Voorhees Dist 17	Total	357	69	19.33	51								
Voorhees Dist 18	Total	429	18	4.20	14								
Voorhees Dist 19	Total	470	31	6.60	19								
Voorhees Mail-In Ballot	Total	0	1140	0.00	959								
Voorhees Provisional	Total	0	39	0.00	34								
Voorhees Emergency Ballots	Total	0	0	0.00									
Voorhees Twp	Total	9243	1819	19.68	1492								
Total - TC-Election Day		9243	640	6.92	499								
Total - TC-Emergency		9243	0	0.00									
Total - TC-Mail-In Ballot		9243	1140	12.33	959								
Total - TC-Provisional		9243	39	0.42	34								
Total - TC-Rejected Ballots		9243	0	0.00									
Contest Total		9243	1819	19.68	1492								

Waterford Twp. Committee - DEM

		Registered	Ballots Cast	Turnout (%)	Howard S. WILSON	Eric ROMOLINI	Write-In						
Waterford Dist 1	Total	363	18	4.96	16	16							
Waterford Dist 2	Total	495	19	3.84	16	15	1						
Waterford Dist 3	Total	333	16	4.80	13	13							
Waterford Dist 4	Total	317	8	2.52	6	5							
Waterford Dist 5	Total	377	19	5.04	19	18							
Waterford Dist 6	Total	202	9	4.46	8	8							
Waterford Dist 7	Total	372	16	4.30	12	12							
Waterford Dist 8	Total	248	15	6.05	12	12							
Waterford Mail-In Ballot	Total	0	267	0.00	235	236	2						
Waterford Provisional	Total	0	2	0.00	2	1							
Waterford Emergency Ballots	Total	0	0	0.00									
Waterford Twp	Total	2707	389	14.37	339	336	3						
Total - TC-Election Day		2707	120	4.43	102	99	1						
Total - TC-Emergency		2707	0	0.00									
Total - TC-Mail-In Ballot		2707	267	9.86	235	236	2						
Total - TC-Provisional		2707	2	0.07	2	1							
Total - TC-Rejected Ballots		2707	0	0.00									
Contest Total		2707	389	14.37	339	336	3						

Waterford County Committee Man - DEM

		Registered	Ballots Cast	Turnout (%)	Howard S. WILSON	Richard T. YEATMAN, SR.	Brian KRAUS	Michael WARD	Write-In				
Waterford Dist 1	Total	363	18	4.96	14	15	17	16	4				
Waterford Dist 2	Total	495	19	3.84	16	15	13	15					
Waterford Dist 3	Total	333	16	4.80	13	14	14	14					
Waterford Dist 4	Total	317	8	2.52	6	4	6	6					
Waterford Dist 5	Total	377	19	5.04	18	17	17	15					
Waterford Dist 6	Total	202	9	4.46	7	6	9	6					
Waterford Dist 7	Total	372	16	4.30	12	11	13	12					
Waterford Dist 8	Total	248	15	6.05	12	11	12	12					
Waterford Mail-In Ballot	Total	0	267	0.00	238	236	234	238	4				
Waterford Provisional	Total	0	2	0.00	1	1	1	2					
Waterford Emergency Ballots	Total	0	0	0.00									
Waterford Twp	Total	2707	389	14.37	337	330	336	336	8				
Total - TC-Election Day		2707	120	4.43	98	93	101	96	4				
Total - TC-Emergency		2707	0	0.00									
Total - TC-Mail-In Ballot		2707	267	9.86	238	236	234	238	4				
Total - TC-Provisional		2707	2	0.07	1	1	1	2					
Total - TC-Rejected Ballots		2707	0	0.00									
Contest Total		2707	389	14.37	337	330	336	336	8				

Waterford County Committee Woman - DEM

		Registered	Ballots Cast	Turnout (%)	Cynthia KLINE	Maryann MERLINO	Roseanna ILES	Linda WILSON	Write-In				
Waterford Dist 1	Total	363	18	4.96	17	15	14	16	4				
Waterford Dist 2	Total	495	19	3.84	15	15	15	14	1				
Waterford Dist 3	Total	333	16	4.80	14	13	14	14					
Waterford Dist 4	Total	317	8	2.52	6	5	7	6					
Waterford Dist 5	Total	377	19	5.04	19	17	18	18					
Waterford Dist 6	Total	202	9	4.46	9	8	7	5					
Waterford Dist 7	Total	372	16	4.30	12	12	12	13					
Waterford Dist 8	Total	248	15	6.05	12	14	12	12					
Waterford Mail-In Ballot	Total	0	267	0.00	241	236	233	239	6				
Waterford Provisional	Total	0	2	0.00	2	1	1	1					
Waterford Emergency Ballots	Total	0	0	0.00									
Waterford Twp	Total	2707	389	14.37	347	336	333	338	11				
Total - TC-Election Day		2707	120	4.43	104	99	99	98	5				
Total - TC-Emergency		2707	0	0.00									
Total - TC-Mail-In Ballot		2707	267	9.86	241	236	233	239	6				
Total - TC-Provisional		2707	2	0.07	2	1	1	1					
Total - TC-Rejected Ballots		2707	0	0.00									
Contest Total		2707	389	14.37	347	336	333	338	11				

Winslow Mayor - DEM

		Registered	Ballots Cast	Turnout (%)	Barry M. WRIGHT	Write-In								
Winslow W1 D1	Total	371	16	4.31	14									
Winslow W1 D2	Total	397	20	5.04	16									
Winslow W1 D3	Total	293	10	3.41	8									
Winslow W1 D4	Total	581	35	6.02	30									
Winslow W1 D5	Total	468	33	7.05	32									
Winslow W1 D6	Total	384	20	5.21	18									
Winslow Ward 1 Mail-In Ballot	Total	0	280	0.00	246	2								
Winslow Ward 1 Provisional	Total	0	5	0.00	5									
Winslow W1 Emergency Ballots	Total	0	0	0.00										
Winslow W2 D1	Total	921	66	7.17	62									
Winslow W2 D2	Total	453	33	7.28	29	2								
Winslow W2 D3	Total	737	64	8.68	61									
Winslow W2 D4	Total	585	29	4.96	26									
Winslow W2 D5	Total	331	19	5.74	15	1								
Winslow W2 D6	Total	614	37	6.03	35									
Winslow Ward 2 Mail-In Ballot	Total	0	235	0.00	219	2								
Winslow Ward 2 Provisional	Total	0	11	0.00	7									
Winslow W2 Mail-In Ballot Rejected	Total	0	0	0.00										
Winslow W2 Provisional Rejected	Total	0	0	0.00										
Winslow W2 Emergency Ballots	Total	0	0	0.00										
Winslow W3 D1	Total	875	76	8.69	75									
Winslow W3 D2	Total	921	47	5.10	45									
Winslow W3 D3	Total	722	38	5.26	37									
Winslow W3 D4	Total	712	41	5.76	40									
Winslow W3 D5	Total	868	75	8.64	70	2								
Winslow Ward 3 Mail-In Ballot	Total	0	334	0.00	316	1								
Winslow Ward 3 Provisional	Total	0	6	0.00	6									
Winslow W3 Mail-In Ballot Rejected	Total	0	0	0.00										
Winslow W3 Provisional Rejected	Total	0	0	0.00										
Winslow W3 Emergency Ballots	Total	0	0	0.00										
Winslow W4 D1	Total	376	24	6.38	20	1								
Winslow W4 D2	Total	861	63	7.32	53	2								
Winslow W4 D3	Total	924	38	4.11	33	1								
Winslow W4 D4	Total	641	32	4.99	32									
Winslow W4 D5	Total	805	55	6.83	49									
Winslow Ward 4 Mail-In Ballot	Total	0	256	0.00	237	2								
Winslow Ward 4 Provisional	Total	0	5	0.00	4									
Winslow W4 Mail-In Ballot Rejected	Total	0	0	0.00										
Winslow W4 Provisional Rejected	Total	0	0	0.00										
Winslow W4 Emergency Ballots	Total	0	0	0.00										
Winslow Twp	Total	13840	2003	14.47	1840	16								

Winslow Mayor - DEM

	Registered	Ballots Cast	Turnout (%)	Barry M. WRIGHT	Write-In								
Total - TC-Election Day	13840	871	6.29	800	9								
Total - TC-Emergency	13840	0	0.00										
Total - TC-Mail-In Ballot	13840	1105	7.98	1018	7								
Total - TC-Provisional	13840	27	0.20	22									
Total - TC-Rejected Ballots	13840	0	0.00										
Contest Total	13840	2003	14.47	1840	16								

Winslow County Committee Ward 1 - DEM

		Registered	Ballots Cast	Turnout (%)	Cam Co Dem Co								
Winslow W1 D1	Total	371	16	4.31	10								
Winslow W1 D2	Total	397	20	5.04	12								
Winslow W1 D3	Total	293	10	3.41	5								
Winslow W1 D4	Total	581	35	6.02	23								
Winslow W1 D5	Total	468	33	7.05	25								
Winslow W1 D6	Total	384	20	5.21	14								
Winslow Ward 1 Mail-In Ballot	Total	0	280	0.00	212								
Winslow Ward 1 Provisional	Total	0	5	0.00	4								
Winslow W1 Emergency Ballots	Total	0	0	0.00									
Winslow Twp	Total	2494	419	16.80	305								
Total - TC-Election Day		2494	134	5.37	89								
Total - TC-Emergency		2494	0	0.00									
Total - TC-Mail-In Ballot		2494	280	11.23	212								
Total - TC-Provisional		2494	5	0.20	4								
Total - TC-Rejected Ballots		2494	0	0.00									
Contest Total		2494	419	16.80	305								

Winslow County Committee Ward 2 - DEM

		Registered	Ballots Cast	Turnout (%)	Cam Co Dem Co								
Winslow W2 D1	Total	921	66	7.17	50								
Winslow W2 D2	Total	453	33	7.28	26								
Winslow W2 D3	Total	737	64	8.68	40								
Winslow W2 D4	Total	585	29	4.96	20								
Winslow W2 D5	Total	331	19	5.74	13								
Winslow W2 D6	Total	614	37	6.03	30								
Winslow Ward 2 Mail-In Ballot	Total	0	235	0.00	203								
Winslow Ward 2 Provisional	Total	0	11	0.00	8								
Winslow W2 Mail-In Ballot Rejected	Total	0	0	0.00									
Winslow W2 Provisional Rejected	Total	0	0	0.00									
Winslow W2 Emergency Ballots	Total	0	0	0.00									
Winslow Twp	Total	3641	494	13.57	390								
<hr/>													
Total - TC-Election Day		3641	248	6.81	179								
Total - TC-Emergency		3641	0	0.00									
Total - TC-Mail-In Ballot		3641	235	6.45	203								
Total - TC-Provisional		3641	11	0.30	8								
Total - TC-Rejected Ballots		3641	0	0.00									
Contest Total		3641	494	13.57	390								

Winslow County Committee Ward 3 - DEM

		Registered	Ballots Cast	Turnout (%)	Cam Co Dem Co								
Winslow W3 D1	Total	875	76	8.69	64								
Winslow W3 D2	Total	921	47	5.10	40								
Winslow W3 D3	Total	722	38	5.26	33								
Winslow W3 D4	Total	712	41	5.76	30								
Winslow W3 D5	Total	868	75	8.64	56								
Winslow Ward 3 Mail-In Ballot	Total	0	334	0.00	297								
Winslow Ward 3 Provisional	Total	0	6	0.00	4								
Winslow W3 Mail-In Ballot Rejected	Total	0	0	0.00									
Winslow W3 Provisional Rejected	Total	0	0	0.00									
Winslow W3 Emergency Ballots	Total	0	0	0.00									
Winslow Twp	Total	4098	617	15.06	524								
Total - TC-Election Day		4098	277	6.76	223								
Total - TC-Emergency		4098	0	0.00									
Total - TC-Mail-In Ballot		4098	334	8.15	297								
Total - TC-Provisional		4098	6	0.15	4								
Total - TC-Rejected Ballots		4098	0	0.00									
Contest Total		4098	617	15.06	524								

Winslow County Committee Ward 4 - DEM

		Registered	Ballots Cast	Turnout (%)	Cam Co Dem Co								
Winslow W4 D1	Total	376	24	6.38	17								
Winslow W4 D2	Total	861	63	7.32	49								
Winslow W4 D3	Total	924	38	4.11	31								
Winslow W4 D4	Total	641	32	4.99	27								
Winslow W4 D5	Total	805	55	6.83	42								
Winslow Ward 4 Mail-In Ballot	Total	0	256	0.00	214								
Winslow Ward 4 Provisional	Total	0	5	0.00	3								
Winslow W4 Mail-In Ballot Rejected	Total	0	0	0.00									
Winslow W4 Provisional Rejected	Total	0	0	0.00									
Winslow W4 Emergency Ballots	Total	0	0	0.00									
Winslow Twp	Total	3607	473	13.11	383								
Total - TC-Election Day		3607	212	5.88	166								
Total - TC-Emergency		3607	0	0.00									
Total - TC-Mail-In Ballot		3607	256	7.10	214								
Total - TC-Provisional		3607	5	0.14	3								
Total - TC-Rejected Ballots		3607	0	0.00									
Contest Total		3607	473	13.11	383								

Woodlynne Mayor - DEM

		Registered	Ballots Cast	Turnout (%)	Joseph CHUKWUEKE	Write-In							
Woodlynne Dist 1	Total	506	108	21.34	69	21							
Woodlynne Dist 2	Total	406	99	24.38	48	27							
Woodlynne Mail-In Ballot	Total	0	34	0.00	23	5							
Woodlynne Provisional	Total	0	7	0.00	2	3							
Woodlynne Emergency Ballots	Total	0	0	0.00									
Woodlynne Borough	Total	912	248	27.19	142	56							
Total - TC-Election Day		912	207	22.70	117	48							
Total - TC-Emergency		912	0	0.00									
Total - TC-Mail-In Ballot		912	34	3.73	23	5							
Total - TC-Provisional		912	7	0.77	2	3							
Total - TC-Rejected Ballots		912	0	0.00									
Contest Total		912	248	27.19	142	56							

Woodlynne Council - DEM

		Registered	Ballots Cast	Turnout (%)	Edwin FONTANEZ	Shana FELICANO	Write-In						
Woodlynne Dist 1	Total	506	108	21.34	77	66	24						
Woodlynne Dist 2	Total	406	99	24.38	47	48	32						
Woodlynne Mail-In Ballot	Total	0	34	0.00	28	24	6						
Woodlynne Provisional	Total	0	7	0.00	3	2	6						
Woodlynne Emergency Ballots	Total	0	0	0.00									
Woodlynne Borough	Total	912	248	27.19	155	140	68						
Total - TC-Election Day		912	207	22.70	124	114	56						
Total - TC-Emergency		912	0	0.00									
Total - TC-Mail-In Ballot		912	34	3.73	28	24	6						
Total - TC-Provisional		912	7	0.77	3	2	6						
Total - TC-Rejected Ballots		912	0	0.00									
Contest Total		912	248	27.19	155	140	68						

Woodlynne County Committee Man - DEM

		Registered	Ballots Cast	Turnout (%)	Pablo FUENTES	Ricardo HERNANDEZ	Jeffrey GOODWIN	Write-In						
Woodlynne Dist 1	Total	506	108	21.34	67	68	35	4						
Woodlynne Dist 2	Total	406	99	24.38	47	48	37	2						
Woodlynne Mail-In Ballot	Total	0	34	0.00	22	27	9							
Woodlynne Provisional	Total	0	7	0.00	2	2	5	1						
Woodlynne Emergency Ballots	Total	0	0	0.00										
Woodlynne Borough	Total	912	248	27.19	138	145	86	7						
Total - TC-Election Day		912	207	22.70	114	116	72	6						
Total - TC-Emergency		912	0	0.00										
Total - TC-Mail-In Ballot		912	34	3.73	22	27	9							
Total - TC-Provisional		912	7	0.77	2	2	5	1						
Total - TC-Rejected Ballots		912	0	0.00										
Contest Total		912	248	27.19	138	145	86	7						

Woodlynne County Committee Woman - DEM

		Registered	Ballots Cast	Turnout (%)	Sharon EARLEY	Gwendolyn TORRES	Veronica TUCKER	Lakisha FONTANEZ	Write-In				
Woodlynne Dist 1	Total	506	108	21.34	65	65	31	31	2				
Woodlynne Dist 2	Total	406	99	24.38	44	48	31	33	1				
Woodlynne Mail-In Ballot	Total	0	34	0.00	19	21	10	10					
Woodlynne Provisional	Total	0	7	0.00	2	3	3	3					
Woodlynne Emergency Ballots	Total	0	0	0.00									
Woodlynne Borough	Total	912	248	27.19	130	137	75	77	3				
Total - TC-Election Day		912	207	22.70	109	113	62	64	3				
Total - TC-Emergency		912	0	0.00									
Total - TC-Mail-In Ballot		912	34	3.73	19	21	10	10					
Total - TC-Provisional		912	7	0.77	2	3	3	3					
Total - TC-Rejected Ballots		912	0	0.00									
Contest Total		912	248	27.19	130	137	75	77	3				

General Assembly 4th District - REP

		Registered	Ballots Cast	Turnout (%)	Paul E. DILKS	Stephen H. PAKRADOONI, JR.	Write-In						
Chesilhurst Dist 1	Total	127	13	10.24	11	9							
Chesilhurst Mail-In Ballot	Total	0	18	0.00	18	17							
Chesilhurst Provisional	Total	0	0	0.00									
Chesilhurst Emergency Ballots	Total	0	0	0.00									
Chesilhurst Borough	Total	127	31	24.41	29	26							
Clementon Dist 1	Total	162	13	8.02	11	12							
Clementon Dist 2	Total	166	8	4.82	8	7							
Clementon Dist 3	Total	170	8	4.71	8	7							
Clementon Mail-In Ballot	Total	0	47	0.00	44	42	1						
Clementon Provisional	Total	0	0	0.00									
Clementon Emergency Ballots	Total	0	0	0.00									
Clementon Borough	Total	498	76	15.26	71	68	1						
Gloucester Twp Dist 1	Total	158	15	9.49	15	15							
Gloucester Twp Dist 2	Total	111	11	9.91	11	10							
Gloucester Twp Dist 3	Total	186	13	6.99	12	10	2						
Gloucester Twp Dist 4	Total	239	21	8.79	19	17							
Gloucester Twp Dist 5	Total	194	15	7.73	14	12							
Gloucester Twp Dist 6	Total	266	18	6.77	17	17							
Gloucester Twp Dist 7	Total	224	27	12.05	25	21	1						
Gloucester Twp Dist 8	Total	159	7	4.40	7	6							
Gloucester Twp Dist 9	Total	281	12	4.27	12	12							
Gloucester Twp Dist 10	Total	184	10	5.43	9	8							
Gloucester Twp Dist 11	Total	236	24	10.17	20	22							
Gloucester Twp Dist 12	Total	245	19	7.76	17	16							
Gloucester Twp Dist 13	Total	197	16	8.12	11	13	1						
Gloucester Twp Dist 14	Total	116	4	3.45	3	4							
Gloucester Twp Dist 15	Total	261	31	11.88	30	31							
Gloucester Twp Dist 16	Total	279	23	8.24	21	21							
Gloucester Twp Dist 17	Total	288	10	3.47	10	7							
Gloucester Twp Dist 18	Total	194	8	4.12	8	8							
Gloucester Twp Dist 19	Total	233	13	5.58	11	10							
Gloucester Twp Dist 20	Total	195	5	2.56	5	5							
Gloucester Twp Dist 21	Total	135	7	5.19	6	6	1						
Gloucester Twp Dist 22	Total	150	13	8.67	12	11							
Gloucester Twp Dist 23	Total	130	6	4.62	5	4							
Gloucester Twp Dist 24	Total	277	16	5.78	14	12	1						
Gloucester Twp Dist 25	Total	235	17	7.23	15	14							
Gloucester Twp Dist 26	Total	197	4	2.03	4	4							
Gloucester Twp Dist 27	Total	208	17	8.17	17	15							
Gloucester Twp Dist 28	Total	145	8	5.52	8	8							

General Assembly 4th District - REP

		Registered	Ballots Cast	Turnout (%)	Paul E. DILKS	Stephen H. PAKRADOONI, JR.	Write-In						
Gloucester Twp Dist 29	Total	265	18	6.79	14	14							
Gloucester Twp Dist 30	Total	257	25	9.73	24	20							
Gloucester Twp Dist 31	Total	163	9	5.52	7	6							
Gloucester Twp Dist 32	Total	232	15	6.47	13	14							
Gloucester Twp Dist 33	Total	141	8	5.67	8	6							
Gloucester Twp Dist 34	Total	157	6	3.82	6	5							
Gloucester Twp Dist 35	Total	202	13	6.44	12	9							
Gloucester Twp Dist 36	Total	176	8	4.55	8	8							
Gloucester Twp Dist 37	Total	33	2	6.06	2								
Gloucester Twp Dist 38	Total	89	7	7.87	7	7							
Gloucester Twp Dist 39	Total	120	1	0.83	1	1							
Gloucester Twp Dist 40	Total	191	5	2.62	4	4							
Gloucester Twp Mail-In Ballot	Total	0	725	0.00	689	675	2						
Gloucester Twp Provisional	Total	0	11	0.00	11	11							
Gloucester Twp Emergency Ballots	Total	0	0	0.00									
Gloucester Twp	Total	7749	1243	16.04	1164	1119	8						
Laurel Springs Dist 1	Total	133	9	6.77	8	8							
Laurel Springs Dist 2	Total	167	12	7.19	12	9							
Laurel Springs Mail-In Ballot	Total	0	24	0.00	23	23							
Laurel Springs Provisional	Total	0	0	0.00									
Laurel Springs Emergency Ballots	Total	0	0	0.00									
Laurel Springs Borough	Total	300	45	15.00	43	40							
Lindenwold Dist 1	Total	133	3	2.26	2	3							
Lindenwold Dist 2	Total	140	7	5.00	7	5							
Lindenwold Dist 3	Total	100	8	8.00	8	6							
Lindenwold Dist 4	Total	167	9	5.39	9	8							
Lindenwold Dist 5	Total	78	1	1.28	1	1							
Lindenwold Dist 6	Total	98	3	3.06	3	3							
Lindenwold Dist 7	Total	51	3	5.88	3	3							
Lindenwold Dist 8	Total	108	2	1.85	2	2							
Lindenwold Dist 9	Total	69	11	15.94	11	11							
Lindenwold Mail-In Ballot	Total	0	77	0.00	74	69							
Lindenwold Provisional	Total	0	1	0.00	1	1							
Lindenwold Emergency Ballots	Total	0	0	0.00									
Lindenwold Borough	Total	944	125	13.24	121	112							
Winslow W1 D1	Total	329	29	8.81	24	22							

General Assembly 4th District - REP

		Registered	Ballots Cast	Turnout (%)	Paul E. DILKS	Stephen H. PAKRADOONI, JR.	Write-In							
Winslow W1 D2	Total	315	11	3.49	11	8								
Winslow W1 D3	Total	171	6	3.51	6	6								
Winslow W1 D4	Total	297	15	5.05	15	11								
Winslow W1 D5	Total	305	6	1.97	6	4								
Winslow W1 D6	Total	113	4	3.54	4	4								
Winslow Ward 1 Mail-In Ballot	Total	0	174	0.00	171	160								
Winslow Ward 1 Provisional	Total	0	0	0.00										
Winslow W1 Emergency Ballots	Total	0	0	0.00										
Winslow W2 D1	Total	181	8	4.42	7	8								
Winslow W2 D2	Total	148	8	5.41	7	7								
Winslow W2 D3	Total	363	23	6.34	22	16								
Winslow W2 D4	Total	208	6	2.88	6	4								
Winslow W2 D5	Total	239	13	5.44	13	12								
Winslow W2 D6	Total	69	4	5.80	4	2								
Winslow Ward 2 Mail-In Ballot	Total	0	119	0.00	113	114	2							
Winslow Ward 2 Provisional	Total	0	0	0.00										
Winslow W2 Mail-In Ballot Rejected	Total	0	0	0.00										
Winslow W2 Provisional Rejected	Total	0	0	0.00										
Winslow W2 Emergency Ballots	Total	0	0	0.00										
Winslow W3 D1	Total	75	6	8.00	6	3								
Winslow W3 D2	Total	56	3	5.36	3	2								
Winslow W3 D3	Total	72	2	2.78	2	2								
Winslow W3 D4	Total	79	4	5.06	4	4								
Winslow W3 D5	Total	70	5	7.14	5	3								
Winslow Ward 3 Mail-In Ballot	Total	0	36	0.00	33	30								
Winslow Ward 3 Provisional	Total	0	0	0.00										
Winslow W3 Mail-In Ballot Rejected	Total	0	0	0.00										
Winslow W3 Provisional Rejected	Total	0	0	0.00										
Winslow W3 Emergency Ballots	Total	0	0	0.00										
Winslow W4 D1	Total	163	16	9.82	14	11								
Winslow W4 D2	Total	186	3	1.61	3	3								
Winslow W4 D3	Total	226	3	1.33	3	3								
Winslow W4 D4	Total	184	9	4.89	9	7								
Winslow W4 D5	Total	157	1	0.64	1	1								
Winslow Ward 4 Mail-In Ballot	Total	0	62	0.00	60	56								
Winslow Ward 4 Provisional	Total	0	0	0.00										
Winslow W4 Mail-In Ballot Rejected	Total	0	0	0.00										
Winslow W4 Provisional Rejected	Total	0	0	0.00										
Winslow W4 Emergency Ballots	Total	0	0	0.00										

General Assembly 4th District - REP

		Registered	Ballots Cast	Turnout (%)	Paul E. DILKS	Stephen H. PAKRADOONI, JR.	Write-In						
Winslow Twp	Total	4006	576	14.38	552	503	2						
Total - TC-Election Day		13624	802	5.89	743	670	6						
Total - TC-Emergency		13624	0	0.00									
Total - TC-Mail-In Ballot		13624	1282	9.41	1225	1186	5						
Total - TC-Provisional		13624	12	0.09	12	12							
Total - TC-Rejected Ballots		13624	0	0.00									
Contest Total		13624	2096	15.38	1980	1868	11						

General Assembly 5th District - REP

		Registered	Ballots Cast	Turnout (%)	Nicholas KUSH	Kevin EHRET	Write-In						
Audubon Boro Dist 1	Total	131	9	6.87	9	9							
Audubon Boro Dist 2	Total	125	4	3.20	4	4							
Audubon Boro Dist 3	Total	186	7	3.76	6	4							
Audubon Boro Dist 4	Total	117	7	5.98	7	5							
Audubon Boro Dist 5	Total	173	6	3.47	6	6							
Audubon Boro Dist 6	Total	223	9	4.04	9	8							
Audubon Boro Dist 7	Total	152	8	5.26	7	7							
Audubon Boro Dist 8	Total	158	8	5.06	7	8							
Audubon Boro Mail-In Ballot	Total	0	86	0.00	80	80							
Audubon Boro Provisional	Total	0	1	0.00	1	1							
Audubon Boro Emergency Ballots	Total	0	0	0.00									
Audubon Borough	Total	1265	145	11.46	136	132							
Audubon Park Dist 1	Total	106	22	20.75	20	20							
Audubon Park Mail-In Ballot	Total	0	10	0.00	10	10							
Audubon Park Provisional	Total	0	1	0.00	1	1							
Audubon Park Emergency Ballots	Total	0	0	0.00									
Audubon Park Borough	Total	106	33	31.13	31	31							
Barrington Dist 1	Total	234	9	3.85	9	8							
Barrington Dist 2	Total	194	11	5.67	10	11							
Barrington Dist 3	Total	198	11	5.56	9	9	2						
Barrington Dist 4	Total	215	8	3.72	6	6							
Barrington Dist 5	Total	111	2	1.80	2	2							
Barrington Mail-In Ballot	Total	0	90	0.00	85	87							
Barrington Provisional	Total	0	0	0.00									
Barrington Emergency Ballots	Total	0	0	0.00									
Barrington Borough	Total	952	131	13.76	121	123	2						
Bellmawr Dist 1	Total	210	8	3.81	8	7							
Bellmawr Dist 2	Total	205	9	4.39	9	7							
Bellmawr Dist 3	Total	196	3	1.53	3	3							
Bellmawr Dist 4	Total	117	6	5.13	5	6							
Bellmawr Dist 5	Total	139	3	2.16	3	3							
Bellmawr Dist 6	Total	156	7	4.49	5	7							
Bellmawr Dist 7	Total	159	0	0.00									
Bellmawr Mail-In Ballot	Total	0	93	0.00	90	84	2						
Bellmawr Provisional	Total	0	1	0.00	1	1							
Bellmawr Emergency Ballots	Total	0	0	0.00									
Bellmawr Borough	Total	1182	130	11.00	124	118	2						
Brooklawn Dist 1	Total	171	11	6.43	10	10							

General Assembly 5th District - REP

		Registered	Ballots Cast	Turnout (%)	Nicholas KUSH	Kevin EHRET	Write-In						
Brooklawn Mail-In Ballot	Total	0	15	0.00	14	12							
Brooklawn Provisional	Total	0	0	0.00									
Brooklawn Emergency Ballots	Total	0	0	0.00									
Brooklawn Borough	Total	171	26	15.20	24	22							
Camden City W1 D1	Total	14	2	14.29	2	1							
Camden City W1 D2	Total	44	5	11.36	3	2							
Camden City W1 D3	Total	39	3	7.69	2	2	1						
Camden City W1 D4	Total	35	3	8.57	2	1							
Camden City W1 D5	Total	59	1	1.69	1	1							
Camden City W1 D6	Total	47	1	2.13	1	1							
Camden City W1 D7	Total	26	2	7.69	2	1							
Camden City W1 D8	Total	20	1	5.00		1							
Camden City W1 D9	Total	38	1	2.63	1	1							
Camden City W1 D10	Total	53	1	1.89	1	1							
Camden City Ward 1 Mail-In Ballot	Total	0	16	0.00	13	14							
Camden City Ward 1 Provisional	Total	0	1	0.00	1								
Camden City W1 Emergency Ballots	Total	0	0	0.00									
Camden City W2 D1	Total	17	0	0.00									
Camden City W2 D2	Total	29	5	17.24	5	4							
Camden City W2 D3	Total	28	1	3.57	1	1							
Camden City W2 D4	Total	34	5	14.71	4	5							
Camden City W2 D5	Total	21	0	0.00									
Camden City W2 D6	Total	60	4	6.67	1	1							
Camden City W2 D7	Total	25	1	4.00	1	1							
Camden City W2 D8	Total	50	2	4.00	2	1							
Camden City W2 D9	Total	44	0	0.00									
Camden City W2 D10	Total	18	1	5.56	1	1							
Camden City W2 D11	Total	28	1	3.57	1	1							
Camden City Ward 2 Mail-In Ballot	Total	0	11	0.00	9	6							
Camden City Ward 2 Provisional	Total	0	0	0.00									
Camden City W2 Emergency Ballots	Total	0	0	0.00									
Camden City W3 D1	Total	52	0	0.00									
Camden City W3 D2	Total	69	4	5.80	2	3							
Camden City W3 D3	Total	32	2	6.25	1	2							
Camden City W3 D4	Total	39	1	2.56	1								
Camden City W3 D5	Total	42	1	2.38	1								
Camden City W3 D6	Total	31	0	0.00									
Camden City W3 D7	Total	60	0	0.00									
Camden City W3 D8	Total	67	0	0.00									
Camden City W3 D9	Total	50	0	0.00									
Camden City Ward 3 Mail-In Ballot	Total	0	17	0.00	15	17							
Camden City Ward 3 Provisional	Total	0	2	0.00	2	2							

General Assembly 5th District - REP

		Registered	Ballots Cast	Turnout (%)	Nicholas KUSH	Kevin EHRET	Write-In						
Camden City W3 Emergency Ballots	Total	0	0	0.00									
Camden City W4 D1	Total	30	0	0.00									
Camden City W4 D2	Total	37	0	0.00									
Camden City W4 D3	Total	47	3	6.38	2	3							
Camden City W4 D4	Total	48	1	2.08									
Camden City W4 D5	Total	36	0	0.00									
Camden City W4 D6	Total	50	0	0.00									
Camden City W4 D7	Total	58	1	1.72	1								
Camden City W4 D8	Total	48	4	8.33	4	2							
Camden City W4 D9	Total	42	4	9.52	4	3							
Camden City W4 D10	Total	63	0	0.00									
Camden City Ward 4 Mail-In Ballot	Total	0	12	0.00	11	10							
Camden City Ward 4 Provisional	Total	0	0	0.00									
Camden City Ward 4 Emergency Ballots	Total	0	0	0.00									
Camden City	Total	1630	120	7.36	98	89	1						
Gloucester City W1 D1	Total	81	5	6.17	4	2							
Gloucester City W1 D2	Total	94	6	6.38	6	6							
Gloucester City W1 D3	Total	100	5	5.00	5	3							
Gloucester City Ward 1 Mail-In Ballot	Total	0	13	0.00	13	12							
Gloucester City Ward 1 Provisional	Total	0	0	0.00									
Gloucester City W1 Emergency Ballots	Total	0	0	0.00									
Gloucester City W2 D1	Total	92	11	11.96	11	10							
Gloucester City W2 D2	Total	127	6	4.72	5	3							
Gloucester City W2 D3	Total	134	3	2.24	2	2							
Gloucester City Ward 2 Mail-In Ballot	Total	0	19	0.00	16	18	2						
Gloucester City Ward 2 Provisional	Total	0	0	0.00									
Gloucester City W2 Emergency Ballots	Total	0	0	0.00									
Gloucester City W3 D1	Total	122	4	3.28	4	3							
Gloucester City W3 D2	Total	159	6	3.77	5	4	1						
Gloucester City Ward 3 Mail-In Ballot	Total	0	17	0.00	17	14							
Gloucester City Ward 3 Provisional	Total	0	0	0.00									
Gloucester City W3 Emergency Ballots	Total	0	0	0.00									
Gloucester City	Total	909	95	10.45	88	77	3						
Haddon Heights Dist 1	Total	158	10	6.33	9	8							
Haddon Heights Dist 2	Total	134	9	6.72	9	9							
Haddon Heights Dist 3	Total	267	20	7.49	18	17							

General Assembly 5th District - REP

		Registered	Ballots Cast	Turnout (%)	Nicholas KUSH	Kevin EHRET	Write-In						
Haddon Heights Dist 4	Total	163	12	7.36	12	11							
Haddon Heights Dist 5	Total	192	9	4.69	9	8							
Haddon Heights Dist 6	Total	243	22	9.05	22	21							
Haddon Heights Dist 7	Total	240	17	7.08	16	16							
Haddon Heights Mail-In Ballot	Total	0	155	0.00	147	149							
Haddon Heights Provisional	Total	0	3	0.00	2	2							
Haddon Heights Emergency Ballots	Total	0	0	0.00									
Haddon Heights Borough	Total	1397	257	18.40	244	241							
Lawnside Dist 1	Total	37	1	2.70	1								
Lawnside Dist 2	Total	36	0	0.00									
Lawnside Mail-In Ballot	Total	0	5	0.00	5	4							
Lawnside Provisional	Total	0	0	0.00									
Lawnside Emergency Ballots	Total	0	0	0.00									
Lawnside Borough	Total	73	6	8.22	6	4							
Magnolia Dist 1	Total	106	7	6.60	7	6							
Magnolia Dist 2	Total	114	2	1.75	2	2							
Magnolia Dist 3	Total	134	7	5.22	7	5							
Magnolia Dist 4	Total	129	13	10.08	11	12							
Magnolia Mail-In Ballot	Total	0	33	0.00	29	30							
Magnolia Provisional	Total	0	0	0.00									
Magnolia Emergency Ballots	Total	0	0	0.00									
Magnolia Borough	Total	483	62	12.84	56	55							
Mt Ephraim Dist 1	Total	120	6	5.00	6	5							
Mt Ephraim Dist 2	Total	132	12	9.09	12	11							
Mt Ephraim Dist 3	Total	173	14	8.09	14	12							
Mt Ephraim Dist 4	Total	126	8	6.35	8	5							
Mt. Ephraim Mail-In Ballot	Total	0	43	0.00	43	41							
Mt. Ephraim Provisional	Total	0	0	0.00									
Mt. Ephraim Emergency Ballots	Total	0	0	0.00									
Mount Ephraim Borough	Total	551	83	15.06	83	74							
Runnemede Dist 1	Total	125	5	4.00	4	3							
Runnemede Dist 2	Total	150	7	4.67	7	6							
Runnemede Dist 3	Total	113	8	7.08	8	8							
Runnemede Dist 4	Total	120	5	4.17	4	3							
Runnemede Dist 5	Total	183	14	7.65	14	11							
Runnemede Dist 6	Total	164	15	9.15	14	11							
Runnemede Mail-In Ballot	Total	0	94	0.00	89	86							
Runnemede Provisional	Total	0	2	0.00	1	1							

General Assembly 5th District - REP

		Registered	Ballots Cast	Turnout (%)	Nicholas KUSH	Kevin EHRET	Write-In						
Runnemedede Emergency Ballots	Total	0	0	0.00									
Runnemedede Borough	Total	855	150	17.54	141	129							
Woodlynne Dist 1	Total	58	4	6.90	3	4							
Woodlynne Dist 2	Total	44	3	6.82	3	3							
Woodlynne Mail-In Ballot	Total	0	5	0.00	4	5							
Woodlynne Provisional	Total	0	1	0.00	1	1							
Woodlynne Emergency Ballots	Total	0	0	0.00									
Woodlynne Borough	Total	102	13	12.75	11	13							
Total - TC-Election Day		9676	505	5.22	463	420	4						
Total - TC-Emergency		9676	0	0.00									
Total - TC-Mail-In Ballot		9676	734	7.59	690	679	4						
Total - TC-Provisional		9676	12	0.12	10	9							
Total - TC-Rejected Ballots		9676	0	0.00									
Contest Total		9676	1251	12.93	1163	1108	8						

General Assembly 6th District - REP

		Registered	Ballots Cast	Turnout (%)	John PAPEIKA	Cynthia PLUCINSKI	Write-In							
Berlin Twp Dist 1	Total	305	17	5.57	16	15								
Berlin Twp Dist 2	Total	101	2	1.98	2	2								
Berlin Twp Dist 3	Total	113	5	4.42	4	5								
Berlin Twp Dist 4	Total	191	12	6.28	10	12								
Berlin Twp Mail-In Ballot	Total	0	68	0.00	63	67								
Berlin Twp Provisional	Total	0	1	0.00	1	1								
Berlin Twp Emergency Ballots	Total	0	0	0.00										
Berlin Township	Total	710	105	14.79	96	102								
Cherry Hill Dist 1	Total	215	15	6.98	15	13								
Cherry Hill Dist 2	Total	180	12	6.67	12	10								
Cherry Hill Dist 3	Total	194	14	7.22	11	11								
Cherry Hill Dist 4	Total	227	14	6.17	14	12								
Cherry Hill Dist 5	Total	190	11	5.79	9	10								
Cherry Hill Dist 6	Total	158	5	3.16	4	4								
Cherry Hill Dist 7	Total	169	12	7.10	11	9								
Cherry Hill Dist 8	Total	140	8	5.71	8	7								
Cherry Hill Dist 9	Total	318	16	5.03	14	12								
Cherry Hill Dist 10	Total	170	10	5.88	9	10								
Cherry Hill Dist 11	Total	234	16	6.84	16	14								
Cherry Hill Dist 12	Total	226	9	3.98	8	9								
Cherry Hill Dist 13	Total	299	19	6.35	17	18								
Cherry Hill Dist 14	Total	189	15	7.94	14	15								
Cherry Hill Dist 15	Total	215	12	5.58	9	10								
Cherry Hill Dist 16	Total	147	6	4.08	5	4								
Cherry Hill Dist 17	Total	188	16	8.51	15	16								
Cherry Hill Dist 18	Total	178	6	3.37	4	5								
Cherry Hill Dist 19	Total	149	14	9.40	11	12	2							
Cherry Hill Dist 20	Total	427	20	4.68	19	17								
Cherry Hill Dist 21	Total	226	9	3.98	9	9								
Cherry Hill Dist 22	Total	277	14	5.05	13	12								
Cherry Hill Dist 23	Total	220	15	6.82	14	14	1							
Cherry Hill Dist 24	Total	225	9	4.00	8	9								
Cherry Hill Dist 25	Total	194	9	4.64	8	7								
Cherry Hill Dist 26	Total	308	12	3.90	10	10								
Cherry Hill Dist 27	Total	197	12	6.09	11	10								
Cherry Hill Dist 28	Total	192	7	3.65	7	7								
Cherry Hill Dist 29	Total	278	15	5.40	15	9								
Cherry Hill Dist 30	Total	84	2	2.38	2	2								
Cherry Hill Dist 31	Total	243	5	2.06	5	4								
Cherry Hill Dist 32	Total	98	8	8.16	8	8								
Cherry Hill Dist 33	Total	254	18	7.09	17	16								
Cherry Hill Dist 34	Total	240	12	5.00	11	11								
Cherry Hill Dist 35	Total	341	27	7.92	24	22	1							
Cherry Hill Dist 36	Total	184	6	3.26	6	5								
Cherry Hill Dist 37	Total	174	12	6.90	11	11	2							
Cherry Hill Dist 38	Total	101	5	4.95	4	5								

General Assembly 6th District - REP

		Registered	Ballots Cast	Turnout (%)	John PAPEIKA	Cynthia PLUCINSKI	Write-In							
Cherry Hill Dist 39	Total	186	7	3.76	7	7								
Cherry Hill Dist 40	Total	168	14	8.33	14	14								
Cherry Hill Dist 41	Total	177	9	5.08	9	9								
Cherry Hill Dist 42	Total	167	7	4.19	7	6								
Cherry Hill Dist 43	Total	197	11	5.58	9	9	2							
Cherry Hill Dist 44	Total	208	11	5.29	9	10								
Cherry Hill Dist 45	Total	323	25	7.74	25	23								
Cherry Hill Dist 46	Total	246	20	8.13	12	12								
Cherry Hill Dist 47	Total	173	14	8.09	14	13								
Cherry Hill Dist 48	Total	87	2	2.30	1	1								
Cherry Hill Mail-In Ballot	Total	0	1028	0.00	974	980	9							
Cherry Hill Provisional	Total	0	10	0.00	10	9								
Cherry Hill Emergency Ballots	Total	0	0	0.00										
Cherry Hill Twp	Total	9981	1605	16.08	1499	1482	17							
Collingswood Dist 1	Total	108	10	9.26	9	8								
Collingswood Dist 2	Total	154	17	11.04	13	13								
Collingswood Dist 3	Total	73	7	9.59	7	6								
Collingswood Dist 4	Total	129	7	5.43	7	6								
Collingswood Dist 5	Total	88	1	1.14	1	1								
Collingswood Dist 6	Total	125	11	8.80	10	9								
Collingswood Dist 7	Total	149	11	7.38	10	10								
Collingswood Dist 8	Total	143	15	10.49	15	13	1							
Collingswood Dist 9	Total	154	17	11.04	15	16								
Collingswood Dist 10	Total	128	10	7.81	9	9								
Collingswood Dist 11	Total	135	14	10.37	11	9	3							
Collingswood Dist 12	Total	80	5	6.25	5	5								
Collingswood Mail-In Ballot	Total	0	113	0.00	105	107								
Collingswood Provisional	Total	0	2	0.00	2	2								
Collingswood Emergency Ballots	Total	0	0	0.00										
Collingswood Borough	Total	1466	240	16.37	219	214	4							
Gibbsboro Dist 1	Total	220	12	5.45	10	11	2							
Gibbsboro Dist 2	Total	170	7	4.12	6	6								
Gibbsboro Mail-In Ballot	Total	0	32	0.00	29	26								
Gibbsboro Provisional	Total	0	0	0.00										
Gibbsboro Emergency Ballots	Total	0	0	0.00										
Gibbsboro Borough	Total	390	51	13.08	45	43	2							
Haddon Twp Dist 1	Total	202	8	3.96	8	8								
Haddon Twp Dist 2	Total	111	11	9.91	9	10								
Haddon Twp Dist 3	Total	238	12	5.04	9	8	2							
Haddon Twp Dist 4	Total	113	11	9.73	11	10								

General Assembly 6th District - REP

		Registered	Ballots Cast	Turnout (%)	John PAPEIKA	Cynthia PLUCINSKI	Write-In							
Haddon Twp Dist 5	Total	75	7	9.33	7	5								
Haddon Twp Dist 6	Total	142	13	9.15	11	12								
Haddon Twp Dist 7	Total	119	12	10.08	12	11								
Haddon Twp Dist 8	Total	137	15	10.95	12	12								
Haddon Twp Dist 9	Total	93	5	5.38	5	4								
Haddon Twp Dist 10	Total	133	5	3.76	5	5								
Haddon Twp Dist 11	Total	195	12	6.15	12	11								
Haddon Twp Dist 12	Total	304	26	8.55	26	23								
Haddon Twp Dist 13	Total	150	9	6.00	8	7	1							
Haddon Twp Dist 14	Total	144	6	4.17	5	6								
Haddon Twp Dist 15	Total	150	18	12.00	18	15								
Haddon Twp Mail-In Ballot	Total	0	155	0.00	148	148								
Haddon Twp Provisional	Total	0	3	0.00	2	3								
Haddon Twp Emergency Ballots	Total	0	0	0.00										
Haddon Twp	Total	2306	328	14.22	308	298	3							
Haddonfield Dist 1	Total	293	8	2.73	6	7								
Haddonfield Dist 2	Total	296	25	8.45	20	22	2							
Haddonfield Dist 3	Total	185	6	3.24	5	6								
Haddonfield Dist 4	Total	278	6	2.16	6	5								
Haddonfield Dist 5	Total	229	7	3.06	7	5								
Haddonfield Dist 6	Total	245	5	2.04	4	4								
Haddonfield Dist 7	Total	192	7	3.65	5	7								
Haddonfield Dist 8	Total	222	3	1.35	3	3								
Haddonfield Dist 9	Total	242	15	6.20	14	15								
Haddonfield Dist 10	Total	215	9	4.19	9	9								
Haddonfield Mail-In Ballot	Total	0	204	0.00	196	194	1							
Haddonfield Provisional	Total	0	2	0.00	2	2								
Haddonfield Emergency Ballots	Total	0	0	0.00										
Haddonfield Borough	Total	2397	297	12.39	277	279	3							
Hi-Nella Dist 1	Total	107	7	6.54	6	7								
Hi Nella Mail-In Ballot	Total	0	1	0.00	1	1								
Hi Nella Provisional	Total	0	0	0.00										
Hi Nella Emergency Ballots	Total	0	0	0.00										
Hi-Nella Borough	Total	107	8	7.48	7	8								
Merchantville Dist 1	Total	229	12	5.24	12	10								
Merchantville Dist 2	Total	135	10	7.41	6	6	1							
Merchantville Dist 3	Total	106	5	4.72	5	5								
Merchantville Mail-In Ballot	Total	0	35	0.00	33	32								
Merchantville Provisional	Total	0	1	0.00	1	1								

General Assembly 6th District - REP

		Registered	Ballots Cast	Turnout (%)	John PAPEIKA	Cynthia PLUCINSKI	Write-In							
Merchantville Emergency Ballots	Total	0	0	0.00										
Merchantville Borough	Total	470	63	13.40	57	54	1							
Oaklyn Dist 1	Total	98	5	5.10	5	4								
Oaklyn Dist 2	Total	130	10	7.69	7	6								
Oaklyn Dist 3	Total	132	11	8.33	10	10								
Oaklyn Dist 4	Total	120	12	10.00	11	10								
Oaklyn Mail-In Ballot	Total	0	21	0.00	21	21								
Oaklyn Provisional	Total	0	0	0.00										
Oaklyn Emergency Ballots	Total	0	0	0.00										
Oaklyn Borough	Total	480	59	12.29	54	51								
Pennsauken Dist 1	Total	93	5	5.38	4	3								
Pennsauken Dist 2	Total	81	5	6.17	4	4								
Pennsauken Dist 3	Total	158	3	1.90	3	3								
Pennsauken Dist 4	Total	110	5	4.55	5	5								
Pennsauken Dist 5	Total	138	8	5.80	8	8								
Pennsauken Dist 6	Total	170	13	7.65	13	13								
Pennsauken Dist 7	Total	131	6	4.58	6	5								
Pennsauken Dist 8	Total	122	6	4.92	5	5								
Pennsauken Dist 9	Total	119	5	4.20	5	4								
Pennsauken Dist 10	Total	106	5	4.72	4	4	1							
Pennsauken Dist 11	Total	165	16	9.70	15	13								
Pennsauken Dist 12	Total	76	1	1.32										
Pennsauken Dist 13	Total	140	19	13.57	18	15	1							
Pennsauken Dist 14	Total	85	14	16.47	12	12	1							
Pennsauken Dist 15	Total	82	3	3.66	3	3								
Pennsauken Dist 16	Total	36	2	5.56	2	2								
Pennsauken Dist 17	Total	154	13	8.44	13	12								
Pennsauken Dist 18	Total	194	11	5.67	11	10								
Pennsauken Dist 19	Total	84	6	7.14	6	6								
Pennsauken Dist 20	Total	21	2	9.52		1	1							
Pennsauken Dist 21	Total	80	3	3.75	3	3								
Pennsauken Dist 22	Total	116	16	13.79	15	15								
Pennsauken Dist 23	Total	98	7	7.14	7	6								
Pennsauken Dist 24	Total	27	0	0.00										
Pennsauken Mail-In Ballot	Total	0	194	0.00	171	174	2							
Pennsauken Provisional	Total	0	6	0.00	4	6								
Pennsauken Emergency Ballots	Total	0	0	0.00										
Pennsauken Twp	Total	2586	374	14.46	337	332	6							
Somerdale Dist 1	Total	211	12	5.69	12	11								
Somerdale Dist 2	Total	99	3	3.03	3	3								

General Assembly 6th District - REP

		Registered	Ballots Cast	Turnout (%)	John PAPEIKA	Cynthia PLUCINSKI	Write-In							
Somerdale Dist 3	Total	64	4	6.25	4	4								
Somerdale Dist 4	Total	108	5	4.63	5	4								
Somerdale Mail-In Ballot	Total	0	38	0.00	37	37								
Somerdale Provisional	Total	0	0	0.00										
Somerdale Emergency Ballots	Total	0	0	0.00										
Somerdale Borough	Total	482	62	12.86	61	59								
Stratford Dist 1	Total	148	32	21.62	22	21								
Stratford Dist 2	Total	171	26	15.20	22	20								
Stratford Dist 3	Total	140	27	19.29	22	18	1							
Stratford Dist 4	Total	234	30	12.82	25	24								
Stratford Dist 5	Total	68	7	10.29	5	5								
Stratford Dist 6	Total	179	18	10.06	12	12								
Stratford Mail-In Ballot	Total	0	104	0.00	89	92								
Stratford Provisional	Total	0	0	0.00										
Stratford Emergency Ballots	Total	0	0	0.00										
Stratford Borough	Total	940	244	25.96	197	192	1							
Tavistock Dist 1	Total	2	0	0.00										
Tavistock Mail-In Ballot	Total	0	1	0.00	1	1								
Tavistock Provisional	Total	0	0	0.00										
Tavistock Emergency Ballots	Total	0	0	0.00										
Tavistock Borough	Total	2	1	50.00	1	1								
Voorhees Dist 1	Total	243	12	4.94	11	10								
Voorhees Dist 2	Total	283	19	6.71	18	18								
Voorhees Dist 3	Total	230	13	5.65	12	11	1							
Voorhees Dist 4	Total	201	10	4.98	10	9								
Voorhees Dist 5	Total	165	8	4.85	7	7								
Voorhees Dist 6	Total	301	16	5.32	14	14								
Voorhees Dist 7	Total	171	4	2.34	4	4								
Voorhees Dist 8	Total	246	12	4.88	11	12								
Voorhees Dist 9	Total	292	8	2.74	8	7								
Voorhees Dist 10	Total	173	4	2.31	4	4								
Voorhees Dist 11	Total	255	6	2.35	5	6								
Voorhees Dist 12	Total	199	8	4.02	8	7								
Voorhees Dist 13	Total	213	13	6.10	13	11								
Voorhees Dist 14	Total	151	6	3.97	6	6								
Voorhees Dist 15	Total	256	7	2.73	7	7								
Voorhees Dist 16	Total	195	3	1.54	3	3								
Voorhees Dist 17	Total	167	18	10.78	17	17								
Voorhees Dist 18	Total	139	3	2.16	3	3								
Voorhees Dist 19	Total	196	12	6.12	12	10								
Voorhees Mail-In Ballot	Total	0	405	0.00	387	385	1							

General Assembly 6th District - REP

		Registered	Ballots Cast	Turnout (%)	John PAPERIKA	Cynthia PLUCINSKI	Write-In						
Voorhees Provisional	Total	0	4	0.00	4	4							
Voorhees Emergency Ballots	Total	0	0	0.00									
Voorhees Twp	Total	4076	591	14.50	564	555	2						
Total - TC-Election Day		26393	1600	6.06	1441	1377	26						
Total - TC-Emergency		26393	0	0.00									
Total - TC-Mail-In Ballot		26393	2399	9.09	2255	2265	13						
Total - TC-Provisional		26393	29	0.11	26	28							
Total - TC-Rejected Ballots		26393	0	0.00									
Contest Total		26393	4028	15.26	3722	3670	39						

General Assembly 8th District - REP

		Registered	Ballots Cast	Turnout (%)	Ryan PETERS	Jean STANFIELD	R. Jason HUF	Joe HOWARTH	Write-In					
Berlin Boro Dist 1	Total	208	13	6.25	5	6	7	8						
Berlin Boro Dist 2	Total	332	22	6.63	13	11	6	11						
Berlin Boro Dist 3	Total	322	14	4.35	3	3	11	11						
Berlin Boro Dist 4	Total	308	21	6.82	15	10	5	10						
Berlin Boro Dist 5	Total	142	10	7.04	5	3	3	6						
Berlin Boro Mail-In Ballot	Total	0	159	0.00	119	96	29	49	3					
Berlin Boro Provisional	Total	0	1	0.00		1		1						
Berlin Boro Emergency Ballots	Total	0	0	0.00										
Berlin Borough	Total	1312	240	18.29	160	130	61	96	3					
Pine Hill Dist 1	Total	118	10	8.47	3	1	5	8						
Pine Hill Dist 2	Total	182	6	3.30	4	5	2	1						
Pine Hill Dist 3	Total	198	12	6.06	8	7	5	4						
Pine Hill Dist 4	Total	100	11	11.00	7	5	4	6						
Pine Hill Dist 5	Total	190	9	4.74	7	6	1	1						
Pine Hill Dist 6	Total	74	1	1.35			1	1						
Pine Hill Mail-In Ballot	Total	0	100	0.00	65	67	25	28	2					
Pine Hill Provisional	Total	0	0	0.00										
Pine Hill Emergency Ballots	Total	0	0	0.00										
Pine Hill Borough	Total	862	149	17.29	94	91	43	49	2					
Pine Valley Dist 1	Total	9	0	0.00										
Pine Valley Mail-In Ballot	Total	0	6	0.00	6	6								
Pine Valley Provisional	Total	0	0	0.00										
Pine Valley Emergency Ballots	Total	0	0	0.00										
Pine Valley Borough	Total	9	6	66.67	6	6								
Waterford Dist 1	Total	347	22	6.34	15	11	6	11						
Waterford Dist 2	Total	247	17	6.88	11	8	6	7						
Waterford Dist 3	Total	193	14	7.25	7	8	7	6						
Waterford Dist 4	Total	233	29	12.45	12	10	8	19						
Waterford Dist 5	Total	220	14	6.36	6	5	5	10						
Waterford Dist 6	Total	168	7	4.17	5	4	1	3						
Waterford Dist 7	Total	286	18	6.29	8	4	9	15						
Waterford Dist 8	Total	167	17	10.18	3	1	10	15						
Waterford Mail-In Ballot	Total	0	180	0.00	113	106	43	76						
Waterford Provisional	Total	0	3	0.00	2	2								
Waterford Emergency Ballots	Total	0	0	0.00										
Waterford Twp	Total	1861	321	17.25	182	159	95	162						
Total - TC-Election Day		4044	267	6.60	137	108	102	153						
Total - TC-Emergency		4044	0	0.00										

General Assembly 8th District - REP

	Registered	Ballots Cast	Turnout (%)	Ryan PETERS	Jean STANFIELD	R. Jason HUF	Joe HOWARTH	Write-In					
Total - TC-Mail-In Ballot	4044	445	11.00	303	275	97	153	5					
Total - TC-Provisional	4044	4	0.10	2	3		1						
Total - TC-Rejected Ballots	4044	0	0.00										
Contest Total	4044	716	17.71	442	386	199	307	5					

County Clerk - REP

		Registered	Ballots Cast	Turnout (%)	Roy GUSTAFSON	Write-In								
Audubon Boro Dist 1	Total	131	9	6.87	8									
Audubon Boro Dist 2	Total	125	4	3.20	4									
Audubon Boro Dist 3	Total	186	7	3.76	7									
Audubon Boro Dist 4	Total	117	7	5.98	7									
Audubon Boro Dist 5	Total	173	6	3.47	5									
Audubon Boro Dist 6	Total	223	9	4.04	9									
Audubon Boro Dist 7	Total	152	8	5.26	8									
Audubon Boro Dist 8	Total	158	8	5.06	8									
Audubon Boro Mail-In Ballot	Total	0	86	0.00	79									
Audubon Boro Provisional	Total	0	1	0.00	1									
Audubon Boro Emergency Ballots	Total	0	0	0.00										
Audubon Borough	Total	1265	145	11.46	136									
Audubon Park Dist 1	Total	106	22	20.75	20									
Audubon Park Mail-In Ballot	Total	0	10	0.00	10									
Audubon Park Provisional	Total	0	1	0.00	1									
Audubon Park Emergency Ballots	Total	0	0	0.00										
Audubon Park Borough	Total	106	33	31.13	31									
Barrington Dist 1	Total	234	9	3.85	9									
Barrington Dist 2	Total	194	11	5.67	10									
Barrington Dist 3	Total	198	11	5.56	8									
Barrington Dist 4	Total	215	8	3.72	7									
Barrington Dist 5	Total	111	2	1.80	2									
Barrington Mail-In Ballot	Total	0	90	0.00	87	1								
Barrington Provisional	Total	0	0	0.00										
Barrington Emergency Ballots	Total	0	0	0.00										
Barrington Borough	Total	952	131	13.76	123	1								
Bellmawr Dist 1	Total	210	8	3.81	8									
Bellmawr Dist 2	Total	205	9	4.39	8									
Bellmawr Dist 3	Total	196	3	1.53	3									
Bellmawr Dist 4	Total	117	6	5.13	6									
Bellmawr Dist 5	Total	139	3	2.16	3									
Bellmawr Dist 6	Total	156	7	4.49	7									
Bellmawr Dist 7	Total	159	0	0.00										
Bellmawr Mail-In Ballot	Total	0	93	0.00	87	1								
Bellmawr Provisional	Total	0	1	0.00	1									
Bellmawr Emergency Ballots	Total	0	0	0.00										
Bellmawr Borough	Total	1182	130	11.00	123	1								

County Clerk - REP

		Registered	Ballots Cast	Turnout (%)	Roy GUSTAFSON	Write-In							
Berlin Boro Dist 1	Total	208	13	6.25	8								
Berlin Boro Dist 2	Total	332	22	6.63	16								
Berlin Boro Dist 3	Total	322	14	4.35	12								
Berlin Boro Dist 4	Total	308	21	6.82	19								
Berlin Boro Dist 5	Total	142	10	7.04	7								
Berlin Boro Mail-In Ballot	Total	0	159	0.00	141	2							
Berlin Boro Provisional	Total	0	1	0.00									
Berlin Boro Emergency Ballots	Total	0	0	0.00									
Berlin Borough	Total	1312	240	18.29	203	2							
Berlin Twp Dist 1	Total	305	17	5.57	17								
Berlin Twp Dist 2	Total	101	2	1.98	2								
Berlin Twp Dist 3	Total	113	5	4.42	5								
Berlin Twp Dist 4	Total	191	12	6.28	12								
Berlin Twp Mail-In Ballot	Total	0	68	0.00	64								
Berlin Twp Provisional	Total	0	1	0.00	1								
Berlin Twp Emergency Ballots	Total	0	0	0.00									
Berlin Township	Total	710	105	14.79	101								
Brooklawn Dist 1	Total	171	11	6.43	10								
Brooklawn Mail-In Ballot	Total	0	15	0.00	14								
Brooklawn Provisional	Total	0	0	0.00									
Brooklawn Emergency Ballots	Total	0	0	0.00									
Brooklawn Borough	Total	171	26	15.20	24								
Camden City W1 D1	Total	14	2	14.29	1								
Camden City W1 D2	Total	44	5	11.36	3								
Camden City W1 D3	Total	39	3	7.69	2	1							
Camden City W1 D4	Total	35	3	8.57	2								
Camden City W1 D5	Total	59	1	1.69	1								
Camden City W1 D6	Total	47	1	2.13	1								
Camden City W1 D7	Total	26	2	7.69	1								
Camden City W1 D8	Total	20	1	5.00	1								
Camden City W1 D9	Total	38	1	2.63	1								
Camden City W1 D10	Total	53	1	1.89	1								
Camden City Ward 1 Mail-In Ballot	Total	0	16	0.00	13								
Camden City Ward 1 Provisional	Total	0	1	0.00	1								
Camden City W1 Emergency Ballots	Total	0	0	0.00									
Camden City W2 D1	Total	17	0	0.00									
Camden City W2 D2	Total	29	5	17.24	4	1							
Camden City W2 D3	Total	28	1	3.57	1								
Camden City W2 D4	Total	34	5	14.71	5								

County Clerk - REP

		Registered	Ballots Cast	Turnout (%)	Roy GUSTAFSON	Write-In								
Camden City W2 D5	Total	21	0	0.00										
Camden City W2 D6	Total	60	4	6.67	3									
Camden City W2 D7	Total	25	1	4.00	1									
Camden City W2 D8	Total	50	2	4.00										
Camden City W2 D9	Total	44	0	0.00										
Camden City W2 D10	Total	18	1	5.56	1									
Camden City W2 D11	Total	28	1	3.57	1									
Camden City Ward 2 Mail-In Ballot	Total	0	11	0.00	7									
Camden City Ward 2 Provisional	Total	0	0	0.00										
Camden City W2 Emergency Ballots	Total	0	0	0.00										
Camden City W3 D1	Total	52	0	0.00										
Camden City W3 D2	Total	69	4	5.80	2									
Camden City W3 D3	Total	32	2	6.25	2									
Camden City W3 D4	Total	39	1	2.56	1									
Camden City W3 D5	Total	42	1	2.38	1									
Camden City W3 D6	Total	31	0	0.00										
Camden City W3 D7	Total	60	0	0.00										
Camden City W3 D8	Total	67	0	0.00										
Camden City W3 D9	Total	50	0	0.00										
Camden City Ward 3 Mail-In Ballot	Total	0	17	0.00	17									
Camden City Ward 3 Provisional	Total	0	2	0.00	2									
Camden City W3 Emergency Ballots	Total	0	0	0.00										
Camden City W4 D1	Total	30	0	0.00										
Camden City W4 D2	Total	37	0	0.00										
Camden City W4 D3	Total	47	3	6.38	3									
Camden City W4 D4	Total	48	1	2.08										
Camden City W4 D5	Total	36	0	0.00										
Camden City W4 D6	Total	50	0	0.00										
Camden City W4 D7	Total	58	1	1.72										
Camden City W4 D8	Total	48	4	8.33	4									
Camden City W4 D9	Total	42	4	9.52	3									
Camden City W4 D10	Total	63	0	0.00										
Camden City Ward 4 Mail-In Ballot	Total	0	12	0.00	12									
Camden City Ward 4 Provisional	Total	0	0	0.00										
Camden City W4 Emergency Ballots	Total	0	0	0.00										
Camden City	Total	1630	120	7.36	98	2								
Cherry Hill Dist 1	Total	215	15	6.98	15									
Cherry Hill Dist 2	Total	180	12	6.67	11									
Cherry Hill Dist 3	Total	194	14	7.22	13									
Cherry Hill Dist 4	Total	227	14	6.17	14									

County Clerk - REP

		Registered	Ballots Cast	Turnout (%)	Roy GUSTAFSON	Write-In							
Cherry Hill Dist 5	Total	190	11	5.79	11								
Cherry Hill Dist 6	Total	158	5	3.16	4								
Cherry Hill Dist 7	Total	169	12	7.10	11								
Cherry Hill Dist 8	Total	140	8	5.71	8								
Cherry Hill Dist 9	Total	318	16	5.03	14								
Cherry Hill Dist 10	Total	170	10	5.88	10								
Cherry Hill Dist 11	Total	234	16	6.84	16								
Cherry Hill Dist 12	Total	226	9	3.98	9								
Cherry Hill Dist 13	Total	299	19	6.35	18								
Cherry Hill Dist 14	Total	189	15	7.94	15								
Cherry Hill Dist 15	Total	215	12	5.58	10	1							
Cherry Hill Dist 16	Total	147	6	4.08	5								
Cherry Hill Dist 17	Total	188	16	8.51	14								
Cherry Hill Dist 18	Total	178	6	3.37	4								
Cherry Hill Dist 19	Total	149	14	9.40	12								
Cherry Hill Dist 20	Total	427	20	4.68	18								
Cherry Hill Dist 21	Total	226	9	3.98	9								
Cherry Hill Dist 22	Total	277	14	5.05	13								
Cherry Hill Dist 23	Total	220	15	6.82	14								
Cherry Hill Dist 24	Total	225	9	4.00	9								
Cherry Hill Dist 25	Total	194	9	4.64	8								
Cherry Hill Dist 26	Total	308	12	3.90	12								
Cherry Hill Dist 27	Total	197	12	6.09	12								
Cherry Hill Dist 28	Total	192	7	3.65	7								
Cherry Hill Dist 29	Total	278	15	5.40	15								
Cherry Hill Dist 30	Total	84	2	2.38	2								
Cherry Hill Dist 31	Total	243	5	2.06	4								
Cherry Hill Dist 32	Total	98	8	8.16	8								
Cherry Hill Dist 33	Total	254	18	7.09	18								
Cherry Hill Dist 34	Total	240	12	5.00	11								
Cherry Hill Dist 35	Total	341	27	7.92	25								
Cherry Hill Dist 36	Total	184	6	3.26	6								
Cherry Hill Dist 37	Total	174	12	6.90	11	1							
Cherry Hill Dist 38	Total	101	5	4.95	5								
Cherry Hill Dist 39	Total	186	7	3.76	7								
Cherry Hill Dist 40	Total	168	14	8.33	14								
Cherry Hill Dist 41	Total	177	9	5.08	9								
Cherry Hill Dist 42	Total	167	7	4.19	6								
Cherry Hill Dist 43	Total	197	11	5.58	9	1							
Cherry Hill Dist 44	Total	208	11	5.29	10								
Cherry Hill Dist 45	Total	323	25	7.74	25								
Cherry Hill Dist 46	Total	246	20	8.13	13								
Cherry Hill Dist 47	Total	173	14	8.09	14								
Cherry Hill Dist 48	Total	87	2	2.30	1								
Cherry Hill Mail-In Ballot	Total	0	1028	0.00	957	8							
Cherry Hill Provisional	Total	0	10	0.00	10								
Cherry Hill Emergency Ballots	Total	0	0	0.00									
Cherry Hill Twp	Total	9981	1605	16.08	1496	11							

County Clerk - REP

		Registered	Ballots Cast	Turnout (%)	Roy GUSTAFSON	Write-In							
Chesilhurst Dist 1	Total	127	13	10.24	10	1							
Chesilhurst Mail-In Ballot	Total	0	18	0.00	18								
Chesilhurst Provisional	Total	0	0	0.00									
Chesilhurst Emergency Ballots	Total	0	0	0.00									
Chesilhurst Borough	Total	127	31	24.41	28	1							
Clementon Dist 1	Total	162	13	8.02	11								
Clementon Dist 2	Total	166	8	4.82	8								
Clementon Dist 3	Total	170	8	4.71	8								
Clementon Mail-In Ballot	Total	0	47	0.00	44								
Clementon Provisional	Total	0	0	0.00									
Clementon Emergency Ballots	Total	0	0	0.00									
Clementon Borough	Total	498	76	15.26	71								
Collingswood Dist 1	Total	108	10	9.26	10								
Collingswood Dist 2	Total	154	17	11.04	15								
Collingswood Dist 3	Total	73	7	9.59	6								
Collingswood Dist 4	Total	129	7	5.43	7								
Collingswood Dist 5	Total	88	1	1.14	1								
Collingswood Dist 6	Total	125	11	8.80	11								
Collingswood Dist 7	Total	149	11	7.38	9								
Collingswood Dist 8	Total	143	15	10.49	15								
Collingswood Dist 9	Total	154	17	11.04	15								
Collingswood Dist 10	Total	128	10	7.81	8	1							
Collingswood Dist 11	Total	135	14	10.37	11								
Collingswood Dist 12	Total	80	5	6.25	5								
Collingswood Mail-In Ballot	Total	0	113	0.00	112								
Collingswood Provisional	Total	0	2	0.00	2								
Collingswood Emergency Ballots	Total	0	0	0.00									
Collingswood Borough	Total	1466	240	16.37	227	1							
Gibbsboro Dist 1	Total	220	12	5.45	10	2							
Gibbsboro Dist 2	Total	170	7	4.12	7								
Gibbsboro Mail-In Ballot	Total	0	32	0.00	29								
Gibbsboro Provisional	Total	0	0	0.00									
Gibbsboro Emergency Ballots	Total	0	0	0.00									
Gibbsboro Borough	Total	390	51	13.08	46	2							
Gloucester City W1 D1	Total	81	5	6.17	5								
Gloucester City W1 D2	Total	94	6	6.38	6								

County Clerk - REP

		Registered	Ballots Cast	Turnout (%)	Roy GUSTAFSON	Write-In								
Gloucester City W1 D3	Total	100	5	5.00	5									
Gloucester City Ward 1 Mail-In Ballot	Total	0	13	0.00	13									
Gloucester City Ward 1 Provisional	Total	0	0	0.00										
Gloucester City W1 Emergency Ballots	Total	0	0	0.00										
Gloucester City W2 D1	Total	92	11	11.96	11									
Gloucester City W2 D2	Total	127	6	4.72	4									
Gloucester City W2 D3	Total	134	3	2.24	3									
Gloucester City Ward 2 Mail-In Ballot	Total	0	19	0.00	17	1								
Gloucester City Ward 2 Provisional	Total	0	0	0.00										
Gloucester City W2 Emergency Ballots	Total	0	0	0.00										
Gloucester City W3 D1	Total	122	4	3.28	4									
Gloucester City W3 D2	Total	159	6	3.77	4									
Gloucester City Ward 3 Mail-In Ballot	Total	0	17	0.00	17									
Gloucester City Ward 3 Provisional	Total	0	0	0.00										
Gloucester City W3 Emergency Ballots	Total	0	0	0.00										
Gloucester City	Total	909	95	10.45	89	1								
Gloucester Twp Dist 1	Total	158	15	9.49	15									
Gloucester Twp Dist 2	Total	111	11	9.91	11									
Gloucester Twp Dist 3	Total	186	13	6.99	12	1								
Gloucester Twp Dist 4	Total	239	21	8.79	18									
Gloucester Twp Dist 5	Total	194	15	7.73	15									
Gloucester Twp Dist 6	Total	266	18	6.77	17									
Gloucester Twp Dist 7	Total	224	27	12.05	25									
Gloucester Twp Dist 8	Total	159	7	4.40	7									
Gloucester Twp Dist 9	Total	281	12	4.27	12									
Gloucester Twp Dist 10	Total	184	10	5.43	9									
Gloucester Twp Dist 11	Total	236	24	10.17	20									
Gloucester Twp Dist 12	Total	245	19	7.76	16									
Gloucester Twp Dist 13	Total	197	16	8.12	13									
Gloucester Twp Dist 14	Total	116	4	3.45	4									
Gloucester Twp Dist 15	Total	261	31	11.88	30									
Gloucester Twp Dist 16	Total	279	23	8.24	22									
Gloucester Twp Dist 17	Total	288	10	3.47	9									
Gloucester Twp Dist 18	Total	194	8	4.12	8									
Gloucester Twp Dist 19	Total	233	13	5.58	13									
Gloucester Twp Dist 20	Total	195	5	2.56	5									
Gloucester Twp Dist 21	Total	135	7	5.19	6									
Gloucester Twp Dist 22	Total	150	13	8.67	12									
Gloucester Twp Dist 23	Total	130	6	4.62	6									
Gloucester Twp Dist 24	Total	277	16	5.78	15									

County Clerk - REP

		Registered	Ballots Cast	Turnout (%)	Roy GUSTAFSON	Write-In								
Gloucester Twp Dist 25	Total	235	17	7.23	16									
Gloucester Twp Dist 26	Total	197	4	2.03	4									
Gloucester Twp Dist 27	Total	208	17	8.17	16									
Gloucester Twp Dist 28	Total	145	8	5.52	8									
Gloucester Twp Dist 29	Total	265	18	6.79	15									
Gloucester Twp Dist 30	Total	257	25	9.73	23									
Gloucester Twp Dist 31	Total	163	9	5.52	7									
Gloucester Twp Dist 32	Total	232	15	6.47	13									
Gloucester Twp Dist 33	Total	141	8	5.67	8									
Gloucester Twp Dist 34	Total	157	6	3.82	5									
Gloucester Twp Dist 35	Total	202	13	6.44	12									
Gloucester Twp Dist 36	Total	176	8	4.55	8									
Gloucester Twp Dist 37	Total	33	2	6.06	2									
Gloucester Twp Dist 38	Total	89	7	7.87	7									
Gloucester Twp Dist 39	Total	120	1	0.83	1									
Gloucester Twp Dist 40	Total	191	5	2.62	4									
Gloucester Twp Mail-In Ballot	Total	0	725	0.00	695	4								
Gloucester Twp Provisional	Total	0	11	0.00	11									
Gloucester Twp Emergency Ballots	Total	0	0	0.00										
Gloucester Twp	Total	7749	1243	16.04	1175	5								
Haddon Twp Dist 1	Total	202	8	3.96	8									
Haddon Twp Dist 2	Total	111	11	9.91	10									
Haddon Twp Dist 3	Total	238	12	5.04	7									
Haddon Twp Dist 4	Total	113	11	9.73	11									
Haddon Twp Dist 5	Total	75	7	9.33	6									
Haddon Twp Dist 6	Total	142	13	9.15	13									
Haddon Twp Dist 7	Total	119	12	10.08	12									
Haddon Twp Dist 8	Total	137	15	10.95	12									
Haddon Twp Dist 9	Total	93	5	5.38	4	1								
Haddon Twp Dist 10	Total	133	5	3.76	5									
Haddon Twp Dist 11	Total	195	12	6.15	12									
Haddon Twp Dist 12	Total	304	26	8.55	25									
Haddon Twp Dist 13	Total	150	9	6.00	8									
Haddon Twp Dist 14	Total	144	6	4.17	6									
Haddon Twp Dist 15	Total	150	18	12.00	17									
Haddon Twp Mail-In Ballot	Total	0	155	0.00	150	1								
Haddon Twp Provisional	Total	0	3	0.00	2									
Haddon Twp Emergency Ballots	Total	0	0	0.00										
Haddon Twp	Total	2306	328	14.22	308	2								
Haddonfield Dist 1	Total	293	8	2.73	7									
Haddonfield Dist 2	Total	296	25	8.45	23	2								
Haddonfield Dist 3	Total	185	6	3.24	5									
Haddonfield Dist 4	Total	278	6	2.16	6									

County Clerk - REP

		Registered	Ballots Cast	Turnout (%)	Roy GUSTAFSON	Write-In							
Haddonfield Dist 5	Total	229	7	3.06	7								
Haddonfield Dist 6	Total	245	5	2.04	4								
Haddonfield Dist 7	Total	192	7	3.65	6								
Haddonfield Dist 8	Total	222	3	1.35	3								
Haddonfield Dist 9	Total	242	15	6.20	14								
Haddonfield Dist 10	Total	215	9	4.19	9								
Haddonfield Mail-In Ballot	Total	0	204	0.00	198								
Haddonfield Provisional	Total	0	2	0.00	2								
Haddonfield Emergency Ballots	Total	0	0	0.00									
Haddonfield Borough	Total	2397	297	12.39	284	2							
Haddon Heights Dist 1	Total	158	10	6.33	8								
Haddon Heights Dist 2	Total	134	9	6.72	9								
Haddon Heights Dist 3	Total	267	20	7.49	18								
Haddon Heights Dist 4	Total	163	12	7.36	12								
Haddon Heights Dist 5	Total	192	9	4.69	8								
Haddon Heights Dist 6	Total	243	22	9.05	22								
Haddon Heights Dist 7	Total	240	17	7.08	16								
Haddon Heights Mail-In Ballot	Total	0	155	0.00	147	1							
Haddon Heights Provisional	Total	0	3	0.00	2								
Haddon Heights Emergency Ballots	Total	0	0	0.00									
Haddon Heights Borough	Total	1397	257	18.40	242	1							
Hi-Nella Dist 1	Total	107	7	6.54	6								
Hi Nella Mail-In Ballot	Total	0	1	0.00	1								
Hi Nella Provisional	Total	0	0	0.00									
Hi Nella Emergency Ballots	Total	0	0	0.00									
Hi-Nella Borough	Total	107	8	7.48	7								
Laurel Springs Dist 1	Total	133	9	6.77	8								
Laurel Springs Dist 2	Total	167	12	7.19	11								
Laurel Springs Mail-In Ballot	Total	0	24	0.00	23								
Laurel Springs Provisional	Total	0	0	0.00									
Laurel Springs Emergency Ballots	Total	0	0	0.00									
Laurel Springs Borough	Total	300	45	15.00	42								
Lawnside Dist 1	Total	37	1	2.70									
Lawnside Dist 2	Total	36	0	0.00									
Lawnside Mail-In Ballot	Total	0	5	0.00	4								
Lawnside Provisional	Total	0	0	0.00									
Lawnside Emergency Ballots	Total	0	0	0.00									

County Clerk - REP

		Registered	Ballots Cast	Turnout (%)	Roy GUSTAFSON	Write-In								
Lawnside Borough	Total	73	6	8.22	4									
Lindenwold Dist 1	Total	133	3	2.26	3									
Lindenwold Dist 2	Total	140	7	5.00	6									
Lindenwold Dist 3	Total	100	8	8.00	7									
Lindenwold Dist 4	Total	167	9	5.39	9									
Lindenwold Dist 5	Total	78	1	1.28	1									
Lindenwold Dist 6	Total	98	3	3.06	3									
Lindenwold Dist 7	Total	51	3	5.88	3									
Lindenwold Dist 8	Total	108	2	1.85	2									
Lindenwold Dist 9	Total	69	11	15.94	11									
Lindenwold Mail-In Ballot	Total	0	77	0.00	72									
Lindenwold Provisional	Total	0	1	0.00	1									
Lindenwold Emergency Ballots	Total	0	0	0.00										
Lindenwold Borough	Total	944	125	13.24	118									
Magnolia Dist 1	Total	106	7	6.60	7									
Magnolia Dist 2	Total	114	2	1.75	2									
Magnolia Dist 3	Total	134	7	5.22	7									
Magnolia Dist 4	Total	129	13	10.08	11									
Magnolia Mail-In Ballot	Total	0	33	0.00	31									
Magnolia Provisional	Total	0	0	0.00										
Magnolia Emergency Ballots	Total	0	0	0.00										
Magnolia Borough	Total	483	62	12.84	58									
Merchantville Dist 1	Total	229	12	5.24	12									
Merchantville Dist 2	Total	135	10	7.41	7									
Merchantville Dist 3	Total	106	5	4.72	5									
Merchantville Mail-In Ballot	Total	0	35	0.00	32									
Merchantville Provisional	Total	0	1	0.00	1									
Merchantville Emergency Ballots	Total	0	0	0.00										
Merchantville Borough	Total	470	63	13.40	57									
Mt Ephraim Dist 1	Total	120	6	5.00	6									
Mt Ephraim Dist 2	Total	132	12	9.09	11									
Mt Ephraim Dist 3	Total	173	14	8.09	12									
Mt Ephraim Dist 4	Total	126	8	6.35	7									
Mt. Ephraim Mail-In Ballot	Total	0	43	0.00	42									
Mt. Ephraim Provisional	Total	0	0	0.00										
Mt. Ephraim Emergency Ballots	Total	0	0	0.00										

County Clerk - REP

		Registered	Ballots Cast	Turnout (%)	Roy GUSTAFSON	Write-In								
Mount Ephraim Borough	Total	551	83	15.06	78									
Oaklyn Dist 1	Total	98	5	5.10	5									
Oaklyn Dist 2	Total	130	10	7.69	8									
Oaklyn Dist 3	Total	132	11	8.33	11									
Oaklyn Dist 4	Total	120	12	10.00	11									
Oaklyn Mail-In Ballot	Total	0	21	0.00	20									
Oaklyn Provisional	Total	0	0	0.00										
Oaklyn Emergency Ballots	Total	0	0	0.00										
Oaklyn Borough	Total	480	59	12.29	55									
Pennsauken Dist 1	Total	93	5	5.38	5									
Pennsauken Dist 2	Total	81	5	6.17	4									
Pennsauken Dist 3	Total	158	3	1.90	3									
Pennsauken Dist 4	Total	110	5	4.55	5									
Pennsauken Dist 5	Total	138	8	5.80	8									
Pennsauken Dist 6	Total	170	13	7.65	13									
Pennsauken Dist 7	Total	131	6	4.58	6									
Pennsauken Dist 8	Total	122	6	4.92	5									
Pennsauken Dist 9	Total	119	5	4.20	5									
Pennsauken Dist 10	Total	106	5	4.72	4									
Pennsauken Dist 11	Total	165	16	9.70	16									
Pennsauken Dist 12	Total	76	1	1.32	1									
Pennsauken Dist 13	Total	140	19	13.57	18									
Pennsauken Dist 14	Total	85	14	16.47	11									
Pennsauken Dist 15	Total	82	3	3.66	3									
Pennsauken Dist 16	Total	36	2	5.56	2									
Pennsauken Dist 17	Total	154	13	8.44	13									
Pennsauken Dist 18	Total	194	11	5.67	11									
Pennsauken Dist 19	Total	84	6	7.14	6									
Pennsauken Dist 20	Total	21	2	9.52	1									
Pennsauken Dist 21	Total	80	3	3.75	3									
Pennsauken Dist 22	Total	116	16	13.79	15									
Pennsauken Dist 23	Total	98	7	7.14	7									
Pennsauken Dist 24	Total	27	0	0.00										
Pennsauken Mail-In Ballot	Total	0	194	0.00	173	1								
Pennsauken Provisional	Total	0	6	0.00	3									
Pennsauken Emergency Ballots	Total	0	0	0.00										
Pennsauken Twp	Total	2586	374	14.46	341	1								
Pine Hill Dist 1	Total	118	10	8.47	9									
Pine Hill Dist 2	Total	182	6	3.30	6									
Pine Hill Dist 3	Total	198	12	6.06	11									
Pine Hill Dist 4	Total	100	11	11.00	8									
Pine Hill Dist 5	Total	190	9	4.74	8									

County Clerk - REP

		Registered	Ballots Cast	Turnout (%)	Roy GUSTAFSON	Write-In								
Pine Hill Dist 6	Total	74	1	1.35	1									
Pine Hill Mail-In Ballot	Total	0	100	0.00	87	1								
Pine Hill Provisional	Total	0	0	0.00										
Pine Hill Emergency Ballots	Total	0	0	0.00										
Pine Hill Borough	Total	862	149	17.29	130	1								
Pine Valley Dist 1	Total	9	0	0.00										
Pine Valley Mail-In Ballot	Total	0	6	0.00	6									
Pine Valley Provisional	Total	0	0	0.00										
Pine Valley Emergency Ballots	Total	0	0	0.00										
Pine Valley Borough	Total	9	6	66.67	6									
Runnemedede Dist 1	Total	125	5	4.00	4									
Runnemedede Dist 2	Total	150	7	4.67	7									
Runnemedede Dist 3	Total	113	8	7.08	8									
Runnemedede Dist 4	Total	120	5	4.17	4									
Runnemedede Dist 5	Total	183	14	7.65	13									
Runnemedede Dist 6	Total	164	15	9.15	15									
Runnemedede Mail-In Ballot	Total	0	94	0.00	88									
Runnemedede Provisional	Total	0	2	0.00	1									
Runnemedede Emergency Ballots	Total	0	0	0.00										
Runnemedede Borough	Total	855	150	17.54	140									
Somerdale Dist 1	Total	211	12	5.69	11									
Somerdale Dist 2	Total	99	3	3.03	3									
Somerdale Dist 3	Total	64	4	6.25	4									
Somerdale Dist 4	Total	108	5	4.63	5									
Somerdale Mail-In Ballot	Total	0	38	0.00	36									
Somerdale Provisional	Total	0	0	0.00										
Somerdale Emergency Ballots	Total	0	0	0.00										
Somerdale Borough	Total	482	62	12.86	59									
Stratford Dist 1	Total	148	32	21.62	22									
Stratford Dist 2	Total	171	26	15.20	20									
Stratford Dist 3	Total	140	27	19.29	21									
Stratford Dist 4	Total	234	30	12.82	24									
Stratford Dist 5	Total	68	7	10.29	6									
Stratford Dist 6	Total	179	18	10.06	12									
Stratford Mail-In Ballot	Total	0	104	0.00	92									
Stratford Provisional	Total	0	0	0.00										
Stratford Emergency Ballots	Total	0	0	0.00										

County Clerk - REP

		Registered	Ballots Cast	Turnout (%)	Roy GUSTAFSON	Write-In							
Stratford Borough	Total	940	244	25.96	197								
Tavistock Dist 1	Total	2	0	0.00									
Tavistock Mail-In Ballot	Total	0	1	0.00	1								
Tavistock Provisional	Total	0	0	0.00									
Tavistock Emergency Ballots	Total	0	0	0.00									
Tavistock Borough	Total	2	1	50.00	1								
Voorhees Dist 1	Total	243	12	4.94	12								
Voorhees Dist 2	Total	283	19	6.71	18								
Voorhees Dist 3	Total	230	13	5.65	13								
Voorhees Dist 4	Total	201	10	4.98	8								
Voorhees Dist 5	Total	165	8	4.85	6								
Voorhees Dist 6	Total	301	16	5.32	15								
Voorhees Dist 7	Total	171	4	2.34	4								
Voorhees Dist 8	Total	246	12	4.88	12								
Voorhees Dist 9	Total	292	8	2.74	8								
Voorhees Dist 10	Total	173	4	2.31	4								
Voorhees Dist 11	Total	255	6	2.35	6								
Voorhees Dist 12	Total	199	8	4.02	8								
Voorhees Dist 13	Total	213	13	6.10	12								
Voorhees Dist 14	Total	151	6	3.97	6								
Voorhees Dist 15	Total	256	7	2.73	7								
Voorhees Dist 16	Total	195	3	1.54	3								
Voorhees Dist 17	Total	167	18	10.78	18								
Voorhees Dist 18	Total	139	3	2.16	3								
Voorhees Dist 19	Total	196	12	6.12	11								
Voorhees Mail-In Ballot	Total	0	405	0.00	386								
Voorhees Provisional	Total	0	4	0.00	4								
Voorhees Emergency Ballots	Total	0	0	0.00									
Voorhees Twp	Total	4076	591	14.50	564								
Waterford Dist 1	Total	347	22	6.34	17								
Waterford Dist 2	Total	247	17	6.88	15								
Waterford Dist 3	Total	193	14	7.25	14								
Waterford Dist 4	Total	233	29	12.45	23								
Waterford Dist 5	Total	220	14	6.36	11								
Waterford Dist 6	Total	168	7	4.17	7								
Waterford Dist 7	Total	286	18	6.29	15								
Waterford Dist 8	Total	167	17	10.18	12								
Waterford Mail-In Ballot	Total	0	180	0.00	154								
Waterford Provisional	Total	0	3	0.00	3								
Waterford Emergency Ballots	Total	0	0	0.00									
Waterford Twp	Total	1861	321	17.25	271								

County Clerk - REP

		Registered	Ballots Cast	Turnout (%)	Roy GUSTAFSON	Write-In								
Winslow W1 D1	Total	329	29	8.81	25									
Winslow W1 D2	Total	315	11	3.49	10									
Winslow W1 D3	Total	171	6	3.51	6									
Winslow W1 D4	Total	297	15	5.05	14									
Winslow W1 D5	Total	305	6	1.97	6									
Winslow W1 D6	Total	113	4	3.54	4									
Winslow Ward 1 Mail-In Ballot	Total	0	174	0.00	170									
Winslow Ward 1 Provisional	Total	0	0	0.00										
Winslow W1 Emergency Ballots	Total	0	0	0.00										
Winslow W2 D1	Total	181	8	4.42	8									
Winslow W2 D2	Total	148	8	5.41	7									
Winslow W2 D3	Total	363	23	6.34	19									
Winslow W2 D4	Total	208	6	2.88	6									
Winslow W2 D5	Total	239	13	5.44	13									
Winslow W2 D6	Total	69	4	5.80	4									
Winslow Ward 2 Mail-In Ballot	Total	0	119	0.00	113	1								
Winslow Ward 2 Provisional	Total	0	0	0.00										
Winslow W2 Mail-In Ballot Rejected	Total	0	0	0.00										
Winslow W2 Provisional Rejected	Total	0	0	0.00										
Winslow W2 Emergency Ballots	Total	0	0	0.00										
Winslow W3 D1	Total	75	6	8.00	6									
Winslow W3 D2	Total	56	3	5.36	3									
Winslow W3 D3	Total	72	2	2.78	2									
Winslow W3 D4	Total	79	4	5.06	4									
Winslow W3 D5	Total	70	5	7.14	5									
Winslow Ward 3 Mail-In Ballot	Total	0	36	0.00	34									
Winslow Ward 3 Provisional	Total	0	0	0.00										
Winslow W3 Mail-In Ballot Rejected	Total	0	0	0.00										
Winslow W3 Provisional Rejected	Total	0	0	0.00										
Winslow W3 Emergency Ballots	Total	0	0	0.00										
Winslow W4 D1	Total	163	16	9.82	16									
Winslow W4 D2	Total	186	3	1.61	3									
Winslow W4 D3	Total	226	3	1.33	3									
Winslow W4 D4	Total	184	9	4.89	9									
Winslow W4 D5	Total	157	1	0.64	1									
Winslow Ward 4 Mail-In Ballot	Total	0	62	0.00	61									
Winslow Ward 4 Provisional	Total	0	0	0.00										
Winslow W4 Mail-In Ballot Rejected	Total	0	0	0.00										
Winslow W4 Provisional Rejected	Total	0	0	0.00										
Winslow W4 Emergency Ballots	Total	0	0	0.00										

County Clerk - REP

		Registered	Ballots Cast	Turnout (%)	Roy GUSTAFSON	Write-In							
Winslow Twp	Total	4006	576	14.38	552	1							
Woodlynne Dist 1	Total	58	4	6.90	4								
Woodlynne Dist 2	Total	44	3	6.82	3								
Woodlynne Mail-In Ballot	Total	0	5	0.00	4								
Woodlynne Provisional	Total	0	1	0.00		1							
Woodlynne Emergency Ballots	Total	0	0	0.00									
Woodlynne Borough	Total	102	13	12.75	11	1							
Total - TC-Election Day		53737	3174	5.91	2889	13							
Total - TC-Emergency		53737	0	0.00									
Total - TC-Mail-In Ballot		53737	4860	9.04	4558	22							
Total - TC-Provisional		53737	57	0.11	49	1							
Total - TC-Rejected Ballots		53737	0	0.00									
Contest Total		53737	8091	15.06	7496	36							

Board of Chosen Freeholders UNEX - REP

		Registered	Ballots Cast	Turnout (%)	Keith CYBULSKI	Write-In								
Audubon Boro Dist 1	Total	131	9	6.87	8									
Audubon Boro Dist 2	Total	125	4	3.20	4									
Audubon Boro Dist 3	Total	186	7	3.76	6									
Audubon Boro Dist 4	Total	117	7	5.98	7									
Audubon Boro Dist 5	Total	173	6	3.47	6									
Audubon Boro Dist 6	Total	223	9	4.04	9									
Audubon Boro Dist 7	Total	152	8	5.26	8									
Audubon Boro Dist 8	Total	158	8	5.06	8									
Audubon Boro Mail-In Ballot	Total	0	86	0.00	83									
Audubon Boro Provisional	Total	0	1	0.00	1									
Audubon Boro Emergency Ballots	Total	0	0	0.00										
Audubon Borough	Total	1265	145	11.46	140									
Audubon Park Dist 1	Total	106	22	20.75	21									
Audubon Park Mail-In Ballot	Total	0	10	0.00	10									
Audubon Park Provisional	Total	0	1	0.00	1									
Audubon Park Emergency Ballots	Total	0	0	0.00										
Audubon Park Borough	Total	106	33	31.13	32									
Barrington Dist 1	Total	234	9	3.85	9									
Barrington Dist 2	Total	194	11	5.67	10									
Barrington Dist 3	Total	198	11	5.56	9									
Barrington Dist 4	Total	215	8	3.72	7									
Barrington Dist 5	Total	111	2	1.80	2									
Barrington Mail-In Ballot	Total	0	90	0.00	90									
Barrington Provisional	Total	0	0	0.00										
Barrington Emergency Ballots	Total	0	0	0.00										
Barrington Borough	Total	952	131	13.76	127									
Bellmawr Dist 1	Total	210	8	3.81	8									
Bellmawr Dist 2	Total	205	9	4.39	9									
Bellmawr Dist 3	Total	196	3	1.53	3									
Bellmawr Dist 4	Total	117	6	5.13	6									
Bellmawr Dist 5	Total	139	3	2.16	3									
Bellmawr Dist 6	Total	156	7	4.49	7									
Bellmawr Dist 7	Total	159	0	0.00										
Bellmawr Mail-In Ballot	Total	0	93	0.00	88	1								
Bellmawr Provisional	Total	0	1	0.00	1									
Bellmawr Emergency Ballots	Total	0	0	0.00										
Bellmawr Borough	Total	1182	130	11.00	125	1								
Berlin Boro Dist 1	Total	208	13	6.25	8									

Board of Chosen Freeholders UNEX - REP

		Registered	Ballots Cast	Turnout (%)	Keith CYBULSKI	Write-In								
Berlin Boro Dist 2	Total	332	22	6.63	18									
Berlin Boro Dist 3	Total	322	14	4.35	12									
Berlin Boro Dist 4	Total	308	21	6.82	20									
Berlin Boro Dist 5	Total	142	10	7.04	9									
Berlin Boro Mail-In Ballot	Total	0	159	0.00	151	2								
Berlin Boro Provisional	Total	0	1	0.00										
Berlin Boro Emergency Ballots	Total	0	0	0.00										
Berlin Borough	Total	1312	240	18.29	218	2								
Berlin Twp Dist 1	Total	305	17	5.57	17									
Berlin Twp Dist 2	Total	101	2	1.98	2									
Berlin Twp Dist 3	Total	113	5	4.42	5									
Berlin Twp Dist 4	Total	191	12	6.28	12									
Berlin Twp Mail-In Ballot	Total	0	68	0.00	68									
Berlin Twp Provisional	Total	0	1	0.00	1									
Berlin Twp Emergency Ballots	Total	0	0	0.00										
Berlin Township	Total	710	105	14.79	105									
Brooklawn Dist 1	Total	171	11	6.43	10	1								
Brooklawn Mail-In Ballot	Total	0	15	0.00	14									
Brooklawn Provisional	Total	0	0	0.00										
Brooklawn Emergency Ballots	Total	0	0	0.00										
Brooklawn Borough	Total	171	26	15.20	24	1								
Camden City W1 D1	Total	14	2	14.29	2									
Camden City W1 D2	Total	44	5	11.36	4									
Camden City W1 D3	Total	39	3	7.69	1	1								
Camden City W1 D4	Total	35	3	8.57	2									
Camden City W1 D5	Total	59	1	1.69	1									
Camden City W1 D6	Total	47	1	2.13	1									
Camden City W1 D7	Total	26	2	7.69	1									
Camden City W1 D8	Total	20	1	5.00										
Camden City W1 D9	Total	38	1	2.63	1									
Camden City W1 D10	Total	53	1	1.89	1									
Camden City Ward 1 Mail-In Ballot	Total	0	16	0.00	14									
Camden City Ward 1 Provisional	Total	0	1	0.00	1									
Camden City W1 Emergency Ballots	Total	0	0	0.00										
Camden City W2 D1	Total	17	0	0.00										
Camden City W2 D2	Total	29	5	17.24	5									
Camden City W2 D3	Total	28	1	3.57	1									
Camden City W2 D4	Total	34	5	14.71	5									
Camden City W2 D5	Total	21	0	0.00										
Camden City W2 D6	Total	60	4	6.67	2									

Board of Chosen Freeholders UNEX - REP

		Registered	Ballots Cast	Turnout (%)	Keith CYBULSKI	Write-In								
Camden City W2 D7	Total	25	1	4.00	1									
Camden City W2 D8	Total	50	2	4.00										
Camden City W2 D9	Total	44	0	0.00										
Camden City W2 D10	Total	18	1	5.56	1									
Camden City W2 D11	Total	28	1	3.57	1									
Camden City Ward 2 Mail-In Ballot	Total	0	11	0.00	10									
Camden City Ward 2 Provisional	Total	0	0	0.00										
Camden City W2 Emergency Ballots	Total	0	0	0.00										
Camden City W3 D1	Total	52	0	0.00										
Camden City W3 D2	Total	69	4	5.80	3									
Camden City W3 D3	Total	32	2	6.25	2									
Camden City W3 D4	Total	39	1	2.56	1									
Camden City W3 D5	Total	42	1	2.38	1									
Camden City W3 D6	Total	31	0	0.00										
Camden City W3 D7	Total	60	0	0.00										
Camden City W3 D8	Total	67	0	0.00										
Camden City W3 D9	Total	50	0	0.00										
Camden City Ward 3 Mail-In Ballot	Total	0	17	0.00	17									
Camden City Ward 3 Provisional	Total	0	2	0.00	2									
Camden City W3 Emergency Ballots	Total	0	0	0.00										
Camden City W4 D1	Total	30	0	0.00										
Camden City W4 D2	Total	37	0	0.00										
Camden City W4 D3	Total	47	3	6.38	3									
Camden City W4 D4	Total	48	1	2.08										
Camden City W4 D5	Total	36	0	0.00										
Camden City W4 D6	Total	50	0	0.00										
Camden City W4 D7	Total	58	1	1.72										
Camden City W4 D8	Total	48	4	8.33	3									
Camden City W4 D9	Total	42	4	9.52	3									
Camden City W4 D10	Total	63	0	0.00										
Camden City Ward 4 Mail-In Ballot	Total	0	12	0.00	10									
Camden City Ward 4 Provisional	Total	0	0	0.00										
Camden City W4 Emergency Ballots	Total	0	0	0.00										
Camden City	Total	1630	120	7.36	100	1								
Cherry Hill Dist 1	Total	215	15	6.98	14									
Cherry Hill Dist 2	Total	180	12	6.67	12									
Cherry Hill Dist 3	Total	194	14	7.22	13									
Cherry Hill Dist 4	Total	227	14	6.17	14									
Cherry Hill Dist 5	Total	190	11	5.79	11									
Cherry Hill Dist 6	Total	158	5	3.16	4									
Cherry Hill Dist 7	Total	169	12	7.10	11									

Board of Chosen Freeholders UNEX - REP

		Registered	Ballots Cast	Turnout (%)	Keith CYBULSKI	Write-In								
Cherry Hill Dist 8	Total	140	8	5.71	8									
Cherry Hill Dist 9	Total	318	16	5.03	15									
Cherry Hill Dist 10	Total	170	10	5.88	10									
Cherry Hill Dist 11	Total	234	16	6.84	16									
Cherry Hill Dist 12	Total	226	9	3.98	9									
Cherry Hill Dist 13	Total	299	19	6.35	19									
Cherry Hill Dist 14	Total	189	15	7.94	14									
Cherry Hill Dist 15	Total	215	12	5.58	10	1								
Cherry Hill Dist 16	Total	147	6	4.08	5									
Cherry Hill Dist 17	Total	188	16	8.51	16									
Cherry Hill Dist 18	Total	178	6	3.37	5									
Cherry Hill Dist 19	Total	149	14	9.40	12									
Cherry Hill Dist 20	Total	427	20	4.68	18									
Cherry Hill Dist 21	Total	226	9	3.98	9									
Cherry Hill Dist 22	Total	277	14	5.05	14									
Cherry Hill Dist 23	Total	220	15	6.82	15									
Cherry Hill Dist 24	Total	225	9	4.00	9									
Cherry Hill Dist 25	Total	194	9	4.64	9									
Cherry Hill Dist 26	Total	308	12	3.90	11									
Cherry Hill Dist 27	Total	197	12	6.09	11									
Cherry Hill Dist 28	Total	192	7	3.65	7									
Cherry Hill Dist 29	Total	278	15	5.40	14									
Cherry Hill Dist 30	Total	84	2	2.38	2									
Cherry Hill Dist 31	Total	243	5	2.06	5									
Cherry Hill Dist 32	Total	98	8	8.16	8									
Cherry Hill Dist 33	Total	254	18	7.09	18									
Cherry Hill Dist 34	Total	240	12	5.00	12									
Cherry Hill Dist 35	Total	341	27	7.92	26									
Cherry Hill Dist 36	Total	184	6	3.26	6									
Cherry Hill Dist 37	Total	174	12	6.90	11	1								
Cherry Hill Dist 38	Total	101	5	4.95	4									
Cherry Hill Dist 39	Total	186	7	3.76	7									
Cherry Hill Dist 40	Total	168	14	8.33	14									
Cherry Hill Dist 41	Total	177	9	5.08	9									
Cherry Hill Dist 42	Total	167	7	4.19	6									
Cherry Hill Dist 43	Total	197	11	5.58	9									
Cherry Hill Dist 44	Total	208	11	5.29	11									
Cherry Hill Dist 45	Total	323	25	7.74	25									
Cherry Hill Dist 46	Total	246	20	8.13	13									
Cherry Hill Dist 47	Total	173	14	8.09	14									
Cherry Hill Dist 48	Total	87	2	2.30	2									
Cherry Hill Mail-In Ballot	Total	0	1028	0.00	991	7								
Cherry Hill Provisional	Total	0	10	0.00	10									
Cherry Hill Emergency Ballots	Total	0	0	0.00										
Cherry Hill Twp	Total	9981	1605	16.08	1538	9								
Chesilhurst Dist 1	Total	127	13	10.24	10									
Chesilhurst Mail-In Ballot	Total	0	18	0.00	18									

Board of Chosen Freeholders UNEX - REP

		Registered	Ballots Cast	Turnout (%)	Keith CYBULSKI	Write-In								
Chesilhurst Provisional	Total	0	0	0.00										
Chesilhurst Emergency Ballots	Total	0	0	0.00										
Chesilhurst Borough	Total	127	31	24.41	28									
Clementon Dist 1	Total	162	13	8.02	11									
Clementon Dist 2	Total	166	8	4.82	8									
Clementon Dist 3	Total	170	8	4.71	8									
Clementon Mail-In Ballot	Total	0	47	0.00	43									
Clementon Provisional	Total	0	0	0.00										
Clementon Emergency Ballots	Total	0	0	0.00										
Clementon Borough	Total	498	76	15.26	70									
Collingswood Dist 1	Total	108	10	9.26	8									
Collingswood Dist 2	Total	154	17	11.04	14									
Collingswood Dist 3	Total	73	7	9.59	7									
Collingswood Dist 4	Total	129	7	5.43	7									
Collingswood Dist 5	Total	88	1	1.14	1									
Collingswood Dist 6	Total	125	11	8.80	10									
Collingswood Dist 7	Total	149	11	7.38	10									
Collingswood Dist 8	Total	143	15	10.49	14									
Collingswood Dist 9	Total	154	17	11.04	16									
Collingswood Dist 10	Total	128	10	7.81	8									
Collingswood Dist 11	Total	135	14	10.37	11									
Collingswood Dist 12	Total	80	5	6.25	5									
Collingswood Mail-In Ballot	Total	0	113	0.00	109									
Collingswood Provisional	Total	0	2	0.00	2									
Collingswood Emergency Ballots	Total	0	0	0.00										
Collingswood Borough	Total	1466	240	16.37	222									
Gibbsboro Dist 1	Total	220	12	5.45	10	1								
Gibbsboro Dist 2	Total	170	7	4.12	7									
Gibbsboro Mail-In Ballot	Total	0	32	0.00	29									
Gibbsboro Provisional	Total	0	0	0.00										
Gibbsboro Emergency Ballots	Total	0	0	0.00										
Gibbsboro Borough	Total	390	51	13.08	46	1								
Gloucester City W1 D1	Total	81	5	6.17	5									
Gloucester City W1 D2	Total	94	6	6.38	6									
Gloucester City W1 D3	Total	100	5	5.00	5									
Gloucester City Ward 1 Mail-In Ballot	Total	0	13	0.00	13									
Gloucester City Ward 1 Provisional	Total	0	0	0.00										

Board of Chosen Freeholders UNEX - REP

		Registered	Ballots Cast	Turnout (%)	Keith CYBULSKI	Write-In								
Gloucester City W1 Emergency Ballots	Total	0	0	0.00										
Gloucester City W2 D1	Total	92	11	11.96	11									
Gloucester City W2 D2	Total	127	6	4.72	4									
Gloucester City W2 D3	Total	134	3	2.24	2									
Gloucester City Ward 2 Mail- In Ballot	Total	0	19	0.00	18	1								
Gloucester City Ward 2 Provisional	Total	0	0	0.00										
Gloucester City W2 Emergency Ballots	Total	0	0	0.00										
Gloucester City W3 D1	Total	122	4	3.28	4									
Gloucester City W3 D2	Total	159	6	3.77	5									
Gloucester City Ward 3 Mail- In Ballot	Total	0	17	0.00	17									
Gloucester City Ward 3 Provisional	Total	0	0	0.00										
Gloucester City W3 Emergency Ballots	Total	0	0	0.00										
Gloucester City	Total	909	95	10.45	90	1								
Gloucester Twp Dist 1	Total	158	15	9.49	15									
Gloucester Twp Dist 2	Total	111	11	9.91	11									
Gloucester Twp Dist 3	Total	186	13	6.99	11									
Gloucester Twp Dist 4	Total	239	21	8.79	19									
Gloucester Twp Dist 5	Total	194	15	7.73	15									
Gloucester Twp Dist 6	Total	266	18	6.77	18									
Gloucester Twp Dist 7	Total	224	27	12.05	25									
Gloucester Twp Dist 8	Total	159	7	4.40	7									
Gloucester Twp Dist 9	Total	281	12	4.27	11									
Gloucester Twp Dist 10	Total	184	10	5.43	10									
Gloucester Twp Dist 11	Total	236	24	10.17	22									
Gloucester Twp Dist 12	Total	245	19	7.76	16									
Gloucester Twp Dist 13	Total	197	16	8.12	13									
Gloucester Twp Dist 14	Total	116	4	3.45	4									
Gloucester Twp Dist 15	Total	261	31	11.88	30									
Gloucester Twp Dist 16	Total	279	23	8.24	23									
Gloucester Twp Dist 17	Total	288	10	3.47	9									
Gloucester Twp Dist 18	Total	194	8	4.12	8									
Gloucester Twp Dist 19	Total	233	13	5.58	13									
Gloucester Twp Dist 20	Total	195	5	2.56	5									
Gloucester Twp Dist 21	Total	135	7	5.19	6									
Gloucester Twp Dist 22	Total	150	13	8.67	13									
Gloucester Twp Dist 23	Total	130	6	4.62	4									
Gloucester Twp Dist 24	Total	277	16	5.78	16									
Gloucester Twp Dist 25	Total	235	17	7.23	16									
Gloucester Twp Dist 26	Total	197	4	2.03	4									
Gloucester Twp Dist 27	Total	208	17	8.17	16									
Gloucester Twp Dist 28	Total	145	8	5.52	8									
Gloucester Twp Dist 29	Total	265	18	6.79	18									

Board of Chosen Freeholders UNEX - REP

		Registered	Ballots Cast	Turnout (%)	Keith CYBULSKI	Write-In								
Gloucester Twp Dist 30	Total	257	25	9.73	24									
Gloucester Twp Dist 31	Total	163	9	5.52	7									
Gloucester Twp Dist 32	Total	232	15	6.47	14									
Gloucester Twp Dist 33	Total	141	8	5.67	8									
Gloucester Twp Dist 34	Total	157	6	3.82	4									
Gloucester Twp Dist 35	Total	202	13	6.44	13									
Gloucester Twp Dist 36	Total	176	8	4.55	8									
Gloucester Twp Dist 37	Total	33	2	6.06	2									
Gloucester Twp Dist 38	Total	89	7	7.87	7									
Gloucester Twp Dist 39	Total	120	1	0.83	1									
Gloucester Twp Dist 40	Total	191	5	2.62	4									
Gloucester Twp Mail-In Ballot	Total	0	725	0.00	712	1								
Gloucester Twp Provisional	Total	0	11	0.00	11									
Gloucester Twp Emergency Ballots	Total	0	0	0.00										
Gloucester Twp	Total	7749	1243	16.04	1201	1								
Haddon Twp Dist 1	Total	202	8	3.96	8									
Haddon Twp Dist 2	Total	111	11	9.91	9									
Haddon Twp Dist 3	Total	238	12	5.04	7									
Haddon Twp Dist 4	Total	113	11	9.73	11									
Haddon Twp Dist 5	Total	75	7	9.33	7									
Haddon Twp Dist 6	Total	142	13	9.15	13									
Haddon Twp Dist 7	Total	119	12	10.08	12									
Haddon Twp Dist 8	Total	137	15	10.95	14									
Haddon Twp Dist 9	Total	93	5	5.38	4	1								
Haddon Twp Dist 10	Total	133	5	3.76	5									
Haddon Twp Dist 11	Total	195	12	6.15	12									
Haddon Twp Dist 12	Total	304	26	8.55	26									
Haddon Twp Dist 13	Total	150	9	6.00	7									
Haddon Twp Dist 14	Total	144	6	4.17	6									
Haddon Twp Dist 15	Total	150	18	12.00	18									
Haddon Twp Mail-In Ballot	Total	0	155	0.00	151									
Haddon Twp Provisional	Total	0	3	0.00	1									
Haddon Twp Emergency Ballots	Total	0	0	0.00										
Haddon Twp	Total	2306	328	14.22	311	1								
Haddonfield Dist 1	Total	293	8	2.73	7									
Haddonfield Dist 2	Total	296	25	8.45	24	1								
Haddonfield Dist 3	Total	185	6	3.24	6									
Haddonfield Dist 4	Total	278	6	2.16	5									
Haddonfield Dist 5	Total	229	7	3.06	7									
Haddonfield Dist 6	Total	245	5	2.04	4									
Haddonfield Dist 7	Total	192	7	3.65	6									
Haddonfield Dist 8	Total	222	3	1.35	3									
Haddonfield Dist 9	Total	242	15	6.20	15									

Board of Chosen Freeholders UNEX - REP

		Registered	Ballots Cast	Turnout (%)	Keith CYBULSKI	Write-In								
Haddonfield Dist 10	Total	215	9	4.19	9									
Haddonfield Mail-In Ballot	Total	0	204	0.00	201									
Haddonfield Provisional	Total	0	2	0.00	2									
Haddonfield Emergency Ballots	Total	0	0	0.00										
Haddonfield Borough	Total	2397	297	12.39	289	1								
Haddon Heights Dist 1	Total	158	10	6.33	8									
Haddon Heights Dist 2	Total	134	9	6.72	9									
Haddon Heights Dist 3	Total	267	20	7.49	19									
Haddon Heights Dist 4	Total	163	12	7.36	12									
Haddon Heights Dist 5	Total	192	9	4.69	9									
Haddon Heights Dist 6	Total	243	22	9.05	22									
Haddon Heights Dist 7	Total	240	17	7.08	16									
Haddon Heights Mail-In Ballot	Total	0	155	0.00	147									
Haddon Heights Provisional	Total	0	3	0.00	2									
Haddon Heights Emergency Ballots	Total	0	0	0.00										
Haddon Heights Borough	Total	1397	257	18.40	244									
Hi-Nella Dist 1	Total	107	7	6.54	7									
Hi Nella Mail-In Ballot	Total	0	1	0.00	1									
Hi Nella Provisional	Total	0	0	0.00										
Hi Nella Emergency Ballots	Total	0	0	0.00										
Hi-Nella Borough	Total	107	8	7.48	8									
Laurel Springs Dist 1	Total	133	9	6.77	9									
Laurel Springs Dist 2	Total	167	12	7.19	12									
Laurel Springs Mail-In Ballot	Total	0	24	0.00	23									
Laurel Springs Provisional	Total	0	0	0.00										
Laurel Springs Emergency Ballots	Total	0	0	0.00										
Laurel Springs Borough	Total	300	45	15.00	44									
Lawnside Dist 1	Total	37	1	2.70										
Lawnside Dist 2	Total	36	0	0.00										
Lawnside Mail-In Ballot	Total	0	5	0.00	5									
Lawnside Provisional	Total	0	0	0.00										
Lawnside Emergency Ballots	Total	0	0	0.00										
Lawnside Borough	Total	73	6	8.22	5									
Lindenwold Dist 1	Total	133	3	2.26	3									
Lindenwold Dist 2	Total	140	7	5.00	5									

Board of Chosen Freeholders UNEX - REP

		Registered	Ballots Cast	Turnout (%)	Keith CYBULSKI	Write-In								
Lindenwold Dist 3	Total	100	8	8.00	8									
Lindenwold Dist 4	Total	167	9	5.39	9									
Lindenwold Dist 5	Total	78	1	1.28	1									
Lindenwold Dist 6	Total	98	3	3.06	2									
Lindenwold Dist 7	Total	51	3	5.88	3									
Lindenwold Dist 8	Total	108	2	1.85	2									
Lindenwold Dist 9	Total	69	11	15.94	11									
Lindenwold Mail-In Ballot	Total	0	77	0.00	72									
Lindenwold Provisional	Total	0	1	0.00	1									
Lindenwold Emergency Ballots	Total	0	0	0.00										
Lindenwold Borough	Total	944	125	13.24	117									
Magnolia Dist 1	Total	106	7	6.60	7									
Magnolia Dist 2	Total	114	2	1.75	2									
Magnolia Dist 3	Total	134	7	5.22	7									
Magnolia Dist 4	Total	129	13	10.08	11									
Magnolia Mail-In Ballot	Total	0	33	0.00	32									
Magnolia Provisional	Total	0	0	0.00										
Magnolia Emergency Ballots	Total	0	0	0.00										
Magnolia Borough	Total	483	62	12.84	59									
Merchantville Dist 1	Total	229	12	5.24	12									
Merchantville Dist 2	Total	135	10	7.41	7									
Merchantville Dist 3	Total	106	5	4.72	5									
Merchantville Mail-In Ballot	Total	0	35	0.00	33									
Merchantville Provisional	Total	0	1	0.00	1									
Merchantville Emergency Ballots	Total	0	0	0.00										
Merchantville Borough	Total	470	63	13.40	58									
Mt Ephraim Dist 1	Total	120	6	5.00	6									
Mt Ephraim Dist 2	Total	132	12	9.09	11									
Mt Ephraim Dist 3	Total	173	14	8.09	12									
Mt Ephraim Dist 4	Total	126	8	6.35	7									
Mt. Ephraim Mail-In Ballot	Total	0	43	0.00	43									
Mt. Ephraim Provisional	Total	0	0	0.00										
Mt. Ephraim Emergency Ballots	Total	0	0	0.00										
Mount Ephraim Borough	Total	551	83	15.06	79									
Oaklyn Dist 1	Total	98	5	5.10	5									
Oaklyn Dist 2	Total	130	10	7.69	8									
Oaklyn Dist 3	Total	132	11	8.33	11									

Board of Chosen Freeholders UNEX - REP

		Registered	Ballots Cast	Turnout (%)	Keith CYBULSKI	Write-In								
Oaklyn Dist 4	Total	120	12	10.00	11									
Oaklyn Mail-In Ballot	Total	0	21	0.00	21									
Oaklyn Provisional	Total	0	0	0.00										
Oaklyn Emergency Ballots	Total	0	0	0.00										
Oaklyn Borough	Total	480	59	12.29	56									
Pennsauken Dist 1	Total	93	5	5.38	5									
Pennsauken Dist 2	Total	81	5	6.17	5									
Pennsauken Dist 3	Total	158	3	1.90	3									
Pennsauken Dist 4	Total	110	5	4.55	5									
Pennsauken Dist 5	Total	138	8	5.80	8									
Pennsauken Dist 6	Total	170	13	7.65	13									
Pennsauken Dist 7	Total	131	6	4.58	6									
Pennsauken Dist 8	Total	122	6	4.92	6									
Pennsauken Dist 9	Total	119	5	4.20	5									
Pennsauken Dist 10	Total	106	5	4.72	4									
Pennsauken Dist 11	Total	165	16	9.70	16									
Pennsauken Dist 12	Total	76	1	1.32										
Pennsauken Dist 13	Total	140	19	13.57	16									
Pennsauken Dist 14	Total	85	14	16.47	12									
Pennsauken Dist 15	Total	82	3	3.66	3									
Pennsauken Dist 16	Total	36	2	5.56	2									
Pennsauken Dist 17	Total	154	13	8.44	12									
Pennsauken Dist 18	Total	194	11	5.67	11									
Pennsauken Dist 19	Total	84	6	7.14	6									
Pennsauken Dist 20	Total	21	2	9.52	1									
Pennsauken Dist 21	Total	80	3	3.75	3									
Pennsauken Dist 22	Total	116	16	13.79	15									
Pennsauken Dist 23	Total	98	7	7.14	7									
Pennsauken Dist 24	Total	27	0	0.00										
Pennsauken Mail-In Ballot	Total	0	194	0.00	183	1								
Pennsauken Provisional	Total	0	6	0.00	5									
Pennsauken Emergency Ballots	Total	0	0	0.00										
Pennsauken Twp	Total	2586	374	14.46	352	1								
Pine Hill Dist 1	Total	118	10	8.47	10									
Pine Hill Dist 2	Total	182	6	3.30	6									
Pine Hill Dist 3	Total	198	12	6.06	12									
Pine Hill Dist 4	Total	100	11	11.00	10									
Pine Hill Dist 5	Total	190	9	4.74	7									
Pine Hill Dist 6	Total	74	1	1.35	1									
Pine Hill Mail-In Ballot	Total	0	100	0.00	95	1								
Pine Hill Provisional	Total	0	0	0.00										
Pine Hill Emergency Ballots	Total	0	0	0.00										
Pine Hill Borough	Total	862	149	17.29	141	1								

Board of Chosen Freeholders UNEX - REP

		Registered	Ballots Cast	Turnout (%)	Keith CYBULSKI	Write-In								
Pine Valley Dist 1	Total	9	0	0.00										
Pine Valley Mail-In Ballot	Total	0	6	0.00	6									
Pine Valley Provisional	Total	0	0	0.00										
Pine Valley Emergency Ballots	Total	0	0	0.00										
Pine Valley Borough	Total	9	6	66.67	6									
Runnemedede Dist 1	Total	125	5	4.00	4									
Runnemedede Dist 2	Total	150	7	4.67	7									
Runnemedede Dist 3	Total	113	8	7.08	8									
Runnemedede Dist 4	Total	120	5	4.17	4									
Runnemedede Dist 5	Total	183	14	7.65	13									
Runnemedede Dist 6	Total	164	15	9.15	15									
Runnemedede Mail-In Ballot	Total	0	94	0.00	91									
Runnemedede Provisional	Total	0	2	0.00	1									
Runnemedede Emergency Ballots	Total	0	0	0.00										
Runnemedede Borough	Total	855	150	17.54	143									
Somerdale Dist 1	Total	211	12	5.69	12									
Somerdale Dist 2	Total	99	3	3.03	3									
Somerdale Dist 3	Total	64	4	6.25	4									
Somerdale Dist 4	Total	108	5	4.63	5									
Somerdale Mail-In Ballot	Total	0	38	0.00	38									
Somerdale Provisional	Total	0	0	0.00										
Somerdale Emergency Ballots	Total	0	0	0.00										
Somerdale Borough	Total	482	62	12.86	62									
Stratford Dist 1	Total	148	32	21.62	21									
Stratford Dist 2	Total	171	26	15.20	21									
Stratford Dist 3	Total	140	27	19.29	21									
Stratford Dist 4	Total	234	30	12.82	25									
Stratford Dist 5	Total	68	7	10.29	6									
Stratford Dist 6	Total	179	18	10.06	12									
Stratford Mail-In Ballot	Total	0	104	0.00	91									
Stratford Provisional	Total	0	0	0.00										
Stratford Emergency Ballots	Total	0	0	0.00										
Stratford Borough	Total	940	244	25.96	197									
Tavistock Dist 1	Total	2	0	0.00										
Tavistock Mail-In Ballot	Total	0	1	0.00	1									
Tavistock Provisional	Total	0	0	0.00										

Board of Chosen Freeholders UNEX - REP

		Registered	Ballots Cast	Turnout (%)	Keith CYBULSKI	Write-In								
Tavistock Emergency Ballots	Total	0	0	0.00										
Tavistock Borough	Total	2	1	50.00	1									
Voorhees Dist 1	Total	243	12	4.94	11									
Voorhees Dist 2	Total	283	19	6.71	18									
Voorhees Dist 3	Total	230	13	5.65	13									
Voorhees Dist 4	Total	201	10	4.98	9									
Voorhees Dist 5	Total	165	8	4.85	6									
Voorhees Dist 6	Total	301	16	5.32	15									
Voorhees Dist 7	Total	171	4	2.34	4									
Voorhees Dist 8	Total	246	12	4.88	12									
Voorhees Dist 9	Total	292	8	2.74	8									
Voorhees Dist 10	Total	173	4	2.31	4									
Voorhees Dist 11	Total	255	6	2.35	6									
Voorhees Dist 12	Total	199	8	4.02	8									
Voorhees Dist 13	Total	213	13	6.10	13									
Voorhees Dist 14	Total	151	6	3.97	6									
Voorhees Dist 15	Total	256	7	2.73	7									
Voorhees Dist 16	Total	195	3	1.54	3									
Voorhees Dist 17	Total	167	18	10.78	17									
Voorhees Dist 18	Total	139	3	2.16	3									
Voorhees Dist 19	Total	196	12	6.12	12									
Voorhees Mail-In Ballot	Total	0	405	0.00	395									
Voorhees Provisional	Total	0	4	0.00	4									
Voorhees Emergency Ballots	Total	0	0	0.00										
Voorhees Twp	Total	4076	591	14.50	574									
Waterford Dist 1	Total	347	22	6.34	18									
Waterford Dist 2	Total	247	17	6.88	16									
Waterford Dist 3	Total	193	14	7.25	14									
Waterford Dist 4	Total	233	29	12.45	25									
Waterford Dist 5	Total	220	14	6.36	12									
Waterford Dist 6	Total	168	7	4.17	7									
Waterford Dist 7	Total	286	18	6.29	16									
Waterford Dist 8	Total	167	17	10.18	13									
Waterford Mail-In Ballot	Total	0	180	0.00	165									
Waterford Provisional	Total	0	3	0.00	3									
Waterford Emergency Ballots	Total	0	0	0.00										
Waterford Twp	Total	1861	321	17.25	289									
Winslow W1 D1	Total	329	29	8.81	25									
Winslow W1 D2	Total	315	11	3.49	11									
Winslow W1 D3	Total	171	6	3.51	6									
Winslow W1 D4	Total	297	15	5.05	14									
Winslow W1 D5	Total	305	6	1.97	5									

Board of Chosen Freeholders UNEX - REP

		Registered	Ballots Cast	Turnout (%)	Keith CYBULSKI	Write-In								
Winslow W1 D6	Total	113	4	3.54	4									
Winslow Ward 1 Mail-In Ballot	Total	0	174	0.00	169									
Winslow Ward 1 Provisional	Total	0	0	0.00										
Winslow W1 Emergency Ballots	Total	0	0	0.00										
Winslow W2 D1	Total	181	8	4.42	7									
Winslow W2 D2	Total	148	8	5.41	7	1								
Winslow W2 D3	Total	363	23	6.34	22									
Winslow W2 D4	Total	208	6	2.88	6									
Winslow W2 D5	Total	239	13	5.44	12									
Winslow W2 D6	Total	69	4	5.80	4									
Winslow Ward 2 Mail-In Ballot	Total	0	119	0.00	116	1								
Winslow Ward 2 Provisional	Total	0	0	0.00										
Winslow W2 Mail-In Ballot Rejected	Total	0	0	0.00										
Winslow W2 Provisional Rejected	Total	0	0	0.00										
Winslow W2 Emergency Ballots	Total	0	0	0.00										
Winslow W3 D1	Total	75	6	8.00	6									
Winslow W3 D2	Total	56	3	5.36	3									
Winslow W3 D3	Total	72	2	2.78	2									
Winslow W3 D4	Total	79	4	5.06	4									
Winslow W3 D5	Total	70	5	7.14	5									
Winslow Ward 3 Mail-In Ballot	Total	0	36	0.00	36									
Winslow Ward 3 Provisional	Total	0	0	0.00										
Winslow W3 Mail-In Ballot Rejected	Total	0	0	0.00										
Winslow W3 Provisional Rejected	Total	0	0	0.00										
Winslow W3 Emergency Ballots	Total	0	0	0.00										
Winslow W4 D1	Total	163	16	9.82	15									
Winslow W4 D2	Total	186	3	1.61	3									
Winslow W4 D3	Total	226	3	1.33	3									
Winslow W4 D4	Total	184	9	4.89	8									
Winslow W4 D5	Total	157	1	0.64	1									
Winslow Ward 4 Mail-In Ballot	Total	0	62	0.00	61									
Winslow Ward 4 Provisional	Total	0	0	0.00										
Winslow W4 Mail-In Ballot Rejected	Total	0	0	0.00										
Winslow W4 Provisional Rejected	Total	0	0	0.00										
Winslow W4 Emergency Ballots	Total	0	0	0.00										
Winslow Twp	Total	4006	576	14.38	555	2								
Woodlynne Dist 1	Total	58	4	6.90	4									
Woodlynne Dist 2	Total	44	3	6.82	3									
Woodlynne Mail-In Ballot	Total	0	5	0.00	5									
Woodlynne Provisional	Total	0	1	0.00		1								

Board of Chosen Freeholders UNEX - REP

		Registered	Ballots Cast	Turnout (%)	Keith CYBULSKI	Write-In							
Woodlynne Emergency Ballots	Total	0	0	0.00									
Woodlynne Borough	Total	102	13	12.75	12	1							
Total - TC-Election Day		53737	3174	5.91	2932	8							
Total - TC-Emergency		53737	0	0.00									
Total - TC-Mail-In Ballot		53737	4860	9.04	4686	15							
Total - TC-Provisional		53737	57	0.11	50	1							
Total - TC-Rejected Ballots		53737	0	0.00									
Contest Total		53737	8091	15.06	7668	24							

Board of Chosen Freeholders - REP

		Registered	Ballots Cast	Turnout (%)	Claire GUSTAFSON	Nicole NANCE	Write-In							
Audubon Boro Dist 1	Total	131	9	6.87	7	9	1							
Audubon Boro Dist 2	Total	125	4	3.20	4	4								
Audubon Boro Dist 3	Total	186	7	3.76	7	6								
Audubon Boro Dist 4	Total	117	7	5.98	7	5								
Audubon Boro Dist 5	Total	173	6	3.47	6	6								
Audubon Boro Dist 6	Total	223	9	4.04	8	9								
Audubon Boro Dist 7	Total	152	8	5.26	8	7								
Audubon Boro Dist 8	Total	158	8	5.06	7	8								
Audubon Boro Mail-In Ballot	Total	0	86	0.00	82	81	1							
Audubon Boro Provisional	Total	0	1	0.00	1	1								
Audubon Boro Emergency Ballots	Total	0	0	0.00										
Audubon Borough	Total	1265	145	11.46	137	136	2							
Audubon Park Dist 1	Total	106	22	20.75	20	19								
Audubon Park Mail-In Ballot	Total	0	10	0.00	9	10								
Audubon Park Provisional	Total	0	1	0.00	1	1								
Audubon Park Emergency Ballots	Total	0	0	0.00										
Audubon Park Borough	Total	106	33	31.13	30	30								
Barrington Dist 1	Total	234	9	3.85	9	7								
Barrington Dist 2	Total	194	11	5.67	10	9								
Barrington Dist 3	Total	198	11	5.56	9	9								
Barrington Dist 4	Total	215	8	3.72	8	7								
Barrington Dist 5	Total	111	2	1.80	2	2								
Barrington Mail-In Ballot	Total	0	90	0.00	89	90								
Barrington Provisional	Total	0	0	0.00										
Barrington Emergency Ballots	Total	0	0	0.00										
Barrington Borough	Total	952	131	13.76	127	124								
Bellmawr Dist 1	Total	210	8	3.81	8	7								
Bellmawr Dist 2	Total	205	9	4.39	8	7								
Bellmawr Dist 3	Total	196	3	1.53	3	3								
Bellmawr Dist 4	Total	117	6	5.13	5	6								
Bellmawr Dist 5	Total	139	3	2.16	2	2								
Bellmawr Dist 6	Total	156	7	4.49	5	7								
Bellmawr Dist 7	Total	159	0	0.00										
Bellmawr Mail-In Ballot	Total	0	93	0.00	88	89	2							
Bellmawr Provisional	Total	0	1	0.00	1	1								
Bellmawr Emergency Ballots	Total	0	0	0.00										
Bellmawr Borough	Total	1182	130	11.00	120	122	2							

Board of Chosen Freeholders - REP

		Registered	Ballots Cast	Turnout (%)	Claire GUSTAFSON	Nicole NANCE	Write-In							
Berlin Boro Dist 1	Total	208	13	6.25	8	8								
Berlin Boro Dist 2	Total	332	22	6.63	17	17								
Berlin Boro Dist 3	Total	322	14	4.35	12	12								
Berlin Boro Dist 4	Total	308	21	6.82	18	19								
Berlin Boro Dist 5	Total	142	10	7.04	7	8								
Berlin Boro Mail-In Ballot	Total	0	159	0.00	145	148	3							
Berlin Boro Provisional	Total	0	1	0.00										
Berlin Boro Emergency Ballots	Total	0	0	0.00										
Berlin Borough	Total	1312	240	18.29	207	212	3							
Berlin Twp Dist 1	Total	305	17	5.57	14	15								
Berlin Twp Dist 2	Total	101	2	1.98	2	2								
Berlin Twp Dist 3	Total	113	5	4.42	4	5								
Berlin Twp Dist 4	Total	191	12	6.28	11	12								
Berlin Twp Mail-In Ballot	Total	0	68	0.00	67	67								
Berlin Twp Provisional	Total	0	1	0.00	1	1								
Berlin Twp Emergency Ballots	Total	0	0	0.00										
Berlin Township	Total	710	105	14.79	99	102								
Brooklawn Dist 1	Total	171	11	6.43	10	9								
Brooklawn Mail-In Ballot	Total	0	15	0.00	15	13								
Brooklawn Provisional	Total	0	0	0.00										
Brooklawn Emergency Ballots	Total	0	0	0.00										
Brooklawn Borough	Total	171	26	15.20	25	22								
Camden City W1 D1	Total	14	2	14.29	1	1								
Camden City W1 D2	Total	44	5	11.36	2	4								
Camden City W1 D3	Total	39	3	7.69	2	2	2							
Camden City W1 D4	Total	35	3	8.57	2	2								
Camden City W1 D5	Total	59	1	1.69	1	1								
Camden City W1 D6	Total	47	1	2.13	1	1								
Camden City W1 D7	Total	26	2	7.69	1	1								
Camden City W1 D8	Total	20	1	5.00	1	1								
Camden City W1 D9	Total	38	1	2.63	1	1								
Camden City W1 D10	Total	53	1	1.89	1	1								
Camden City Ward 1 Mail-In Ballot	Total	0	16	0.00	14	15								
Camden City Ward 1 Provisional	Total	0	1	0.00										
Camden City W1 Emergency Ballots	Total	0	0	0.00										
Camden City W2 D1	Total	17	0	0.00										
Camden City W2 D2	Total	29	5	17.24	5	4								
Camden City W2 D3	Total	28	1	3.57	1	1								
Camden City W2 D4	Total	34	5	14.71	5	5								

Board of Chosen Freeholders - REP

		Registered	Ballots Cast	Turnout (%)	Claire GUSTAFSON	Nicole NANCE	Write-In							
Camden City W2 D5	Total	21	0	0.00										
Camden City W2 D6	Total	60	4	6.67	2	4								
Camden City W2 D7	Total	25	1	4.00	1	1								
Camden City W2 D8	Total	50	2	4.00										
Camden City W2 D9	Total	44	0	0.00										
Camden City W2 D10	Total	18	1	5.56	1	1								
Camden City W2 D11	Total	28	1	3.57	1	1								
Camden City Ward 2 Mail-In Ballot	Total	0	11	0.00	6	9								
Camden City Ward 2 Provisional	Total	0	0	0.00										
Camden City W2 Emergency Ballots	Total	0	0	0.00										
Camden City W3 D1	Total	52	0	0.00										
Camden City W3 D2	Total	69	4	5.80	2	2								
Camden City W3 D3	Total	32	2	6.25	2	2								
Camden City W3 D4	Total	39	1	2.56	1	1								
Camden City W3 D5	Total	42	1	2.38	1	1								
Camden City W3 D6	Total	31	0	0.00										
Camden City W3 D7	Total	60	0	0.00										
Camden City W3 D8	Total	67	0	0.00										
Camden City W3 D9	Total	50	0	0.00										
Camden City Ward 3 Mail-In Ballot	Total	0	17	0.00	16	16								
Camden City Ward 3 Provisional	Total	0	2	0.00	2	2								
Camden City W3 Emergency Ballots	Total	0	0	0.00										
Camden City W4 D1	Total	30	0	0.00										
Camden City W4 D2	Total	37	0	0.00										
Camden City W4 D3	Total	47	3	6.38	3	3								
Camden City W4 D4	Total	48	1	2.08	1									
Camden City W4 D5	Total	36	0	0.00										
Camden City W4 D6	Total	50	0	0.00										
Camden City W4 D7	Total	58	1	1.72										
Camden City W4 D8	Total	48	4	8.33	4	3								
Camden City W4 D9	Total	42	4	9.52	3	3								
Camden City W4 D10	Total	63	0	0.00										
Camden City Ward 4 Mail-In Ballot	Total	0	12	0.00	10	11								
Camden City Ward 4 Provisional	Total	0	0	0.00										
Camden City W4 Emergency Ballots	Total	0	0	0.00										
Camden City	Total	1630	120	7.36	94	100	2							
Cherry Hill Dist 1	Total	215	15	6.98	14	13								
Cherry Hill Dist 2	Total	180	12	6.67	12	10								
Cherry Hill Dist 3	Total	194	14	7.22	12	12								
Cherry Hill Dist 4	Total	227	14	6.17	14	13								

Board of Chosen Freeholders - REP

		Registered	Ballots Cast	Turnout (%)	Claire GUSTAFSON	Nicole NANCE	Write-In							
Cherry Hill Dist 5	Total	190	11	5.79	11	10								
Cherry Hill Dist 6	Total	158	5	3.16	4	3								
Cherry Hill Dist 7	Total	169	12	7.10	11	11								
Cherry Hill Dist 8	Total	140	8	5.71	8	7								
Cherry Hill Dist 9	Total	318	16	5.03	16	12								
Cherry Hill Dist 10	Total	170	10	5.88	10	9								
Cherry Hill Dist 11	Total	234	16	6.84	15	16								
Cherry Hill Dist 12	Total	226	9	3.98	7	8								
Cherry Hill Dist 13	Total	299	19	6.35	18	16								
Cherry Hill Dist 14	Total	189	15	7.94	15	14								
Cherry Hill Dist 15	Total	215	12	5.58	9	10								
Cherry Hill Dist 16	Total	147	6	4.08	6	5								
Cherry Hill Dist 17	Total	188	16	8.51	15	15								
Cherry Hill Dist 18	Total	178	6	3.37	4	5								
Cherry Hill Dist 19	Total	149	14	9.40	12	11								
Cherry Hill Dist 20	Total	427	20	4.68	16	16								
Cherry Hill Dist 21	Total	226	9	3.98	8	7								
Cherry Hill Dist 22	Total	277	14	5.05	14	10								
Cherry Hill Dist 23	Total	220	15	6.82	14	14								
Cherry Hill Dist 24	Total	225	9	4.00	8	9								
Cherry Hill Dist 25	Total	194	9	4.64	8	8								
Cherry Hill Dist 26	Total	308	12	3.90	11	9								
Cherry Hill Dist 27	Total	197	12	6.09	9	11								
Cherry Hill Dist 28	Total	192	7	3.65	7	7								
Cherry Hill Dist 29	Total	278	15	5.40	14	11								
Cherry Hill Dist 30	Total	84	2	2.38	2	2								
Cherry Hill Dist 31	Total	243	5	2.06	4	5								
Cherry Hill Dist 32	Total	98	8	8.16	8	8								
Cherry Hill Dist 33	Total	254	18	7.09	17	16								
Cherry Hill Dist 34	Total	240	12	5.00	11	11								
Cherry Hill Dist 35	Total	341	27	7.92	24	22								
Cherry Hill Dist 36	Total	184	6	3.26	5	6								
Cherry Hill Dist 37	Total	174	12	6.90	11	10	2							
Cherry Hill Dist 38	Total	101	5	4.95	4	5								
Cherry Hill Dist 39	Total	186	7	3.76	7	7								
Cherry Hill Dist 40	Total	168	14	8.33	14	13								
Cherry Hill Dist 41	Total	177	9	5.08	9	9								
Cherry Hill Dist 42	Total	167	7	4.19	7	6								
Cherry Hill Dist 43	Total	197	11	5.58	10	10								
Cherry Hill Dist 44	Total	208	11	5.29	9	9								
Cherry Hill Dist 45	Total	323	25	7.74	25	24								
Cherry Hill Dist 46	Total	246	20	8.13	12	13								
Cherry Hill Dist 47	Total	173	14	8.09	13	13								
Cherry Hill Dist 48	Total	87	2	2.30	1	1								
Cherry Hill Mail-In Ballot	Total	0	1028	0.00	952	984	7							
Cherry Hill Provisional	Total	0	10	0.00	10	10								
Cherry Hill Emergency Ballots	Total	0	0	0.00										
Cherry Hill Twp	Total	9981	1605	16.08	1477	1486	9							

Board of Chosen Freeholders - REP

		Registered	Ballots Cast	Turnout (%)	Claire GUSTAFSON	Nicole NANCE	Write-In							
Chesilhurst Dist 1	Total	127	13	10.24	10	10								
Chesilhurst Mail-In Ballot	Total	0	18	0.00	17	18								
Chesilhurst Provisional	Total	0	0	0.00										
Chesilhurst Emergency Ballots	Total	0	0	0.00										
Chesilhurst Borough	Total	127	31	24.41	27	28								
Clementon Dist 1	Total	162	13	8.02	12	11								
Clementon Dist 2	Total	166	8	4.82	7	8								
Clementon Dist 3	Total	170	8	4.71	8	7								
Clementon Mail-In Ballot	Total	0	47	0.00	42	46								
Clementon Provisional	Total	0	0	0.00										
Clementon Emergency Ballots	Total	0	0	0.00										
Clementon Borough	Total	498	76	15.26	69	72								
Collingswood Dist 1	Total	108	10	9.26	10	8								
Collingswood Dist 2	Total	154	17	11.04	14	13								
Collingswood Dist 3	Total	73	7	9.59	6	7								
Collingswood Dist 4	Total	129	7	5.43	5	7								
Collingswood Dist 5	Total	88	1	1.14	1	1								
Collingswood Dist 6	Total	125	11	8.80	10	10								
Collingswood Dist 7	Total	149	11	7.38	10	8								
Collingswood Dist 8	Total	143	15	10.49	15	13								
Collingswood Dist 9	Total	154	17	11.04	14	16								
Collingswood Dist 10	Total	128	10	7.81	8	7								
Collingswood Dist 11	Total	135	14	10.37	11	10								
Collingswood Dist 12	Total	80	5	6.25	5	5								
Collingswood Mail-In Ballot	Total	0	113	0.00	110	110								
Collingswood Provisional	Total	0	2	0.00	2	2								
Collingswood Emergency Ballots	Total	0	0	0.00										
Collingswood Borough	Total	1466	240	16.37	221	217								
Gibbsboro Dist 1	Total	220	12	5.45	9	10	1							
Gibbsboro Dist 2	Total	170	7	4.12	6	4								
Gibbsboro Mail-In Ballot	Total	0	32	0.00	29	30								
Gibbsboro Provisional	Total	0	0	0.00										
Gibbsboro Emergency Ballots	Total	0	0	0.00										
Gibbsboro Borough	Total	390	51	13.08	44	44	1							
Gloucester City W1 D1	Total	81	5	6.17	5	2								

Board of Chosen Freeholders - REP

		Registered	Ballots Cast	Turnout (%)	Claire GUSTAFSON	Nicole NANCE	Write-In							
Gloucester City W1 D2	Total	94	6	6.38	6	5								
Gloucester City W1 D3	Total	100	5	5.00	5	5								
Gloucester City Ward 1 Mail-In Ballot	Total	0	13	0.00	13	13								
Gloucester City Ward 1 Provisional	Total	0	0	0.00										
Gloucester City W1 Emergency Ballots	Total	0	0	0.00										
Gloucester City W2 D1	Total	92	11	11.96	11	11								
Gloucester City W2 D2	Total	127	6	4.72	3	4								
Gloucester City W2 D3	Total	134	3	2.24	3	2								
Gloucester City Ward 2 Mail-In Ballot	Total	0	19	0.00	18	18	2							
Gloucester City Ward 2 Provisional	Total	0	0	0.00										
Gloucester City W2 Emergency Ballots	Total	0	0	0.00										
Gloucester City W3 D1	Total	122	4	3.28	4	3								
Gloucester City W3 D2	Total	159	6	3.77	5	4								
Gloucester City Ward 3 Mail-In Ballot	Total	0	17	0.00	16	17								
Gloucester City Ward 3 Provisional	Total	0	0	0.00										
Gloucester City W3 Emergency Ballots	Total	0	0	0.00										
Gloucester City	Total	909	95	10.45	89	84	2							
Gloucester Twp Dist 1	Total	158	15	9.49	15	15								
Gloucester Twp Dist 2	Total	111	11	9.91	11	10								
Gloucester Twp Dist 3	Total	186	13	6.99	11	9								
Gloucester Twp Dist 4	Total	239	21	8.79	20	19	1							
Gloucester Twp Dist 5	Total	194	15	7.73	12	13								
Gloucester Twp Dist 6	Total	266	18	6.77	15	15								
Gloucester Twp Dist 7	Total	224	27	12.05	25	23								
Gloucester Twp Dist 8	Total	159	7	4.40	7	6								
Gloucester Twp Dist 9	Total	281	12	4.27	12	12								
Gloucester Twp Dist 10	Total	184	10	5.43	9	9								
Gloucester Twp Dist 11	Total	236	24	10.17	22	20								
Gloucester Twp Dist 12	Total	245	19	7.76	17	18								
Gloucester Twp Dist 13	Total	197	16	8.12	12	12								
Gloucester Twp Dist 14	Total	116	4	3.45	4	4								
Gloucester Twp Dist 15	Total	261	31	11.88	30	29								
Gloucester Twp Dist 16	Total	279	23	8.24	20	23								
Gloucester Twp Dist 17	Total	288	10	3.47	10	9								
Gloucester Twp Dist 18	Total	194	8	4.12	8	7								
Gloucester Twp Dist 19	Total	233	13	5.58	12	10								
Gloucester Twp Dist 20	Total	195	5	2.56	5	5								
Gloucester Twp Dist 21	Total	135	7	5.19	5	5	1							
Gloucester Twp Dist 22	Total	150	13	8.67	11	11								
Gloucester Twp Dist 23	Total	130	6	4.62	5	5								

Board of Chosen Freeholders - REP

		Registered	Ballots Cast	Turnout (%)	Claire GUSTAFSON	Nicole NANCE	Write-In							
Gloucester Twp Dist 24	Total	277	16	5.78	13	14								
Gloucester Twp Dist 25	Total	235	17	7.23	16	13								
Gloucester Twp Dist 26	Total	197	4	2.03	4	4								
Gloucester Twp Dist 27	Total	208	17	8.17	15	16								
Gloucester Twp Dist 28	Total	145	8	5.52	7	8								
Gloucester Twp Dist 29	Total	265	18	6.79	15	10								
Gloucester Twp Dist 30	Total	257	25	9.73	23	21								
Gloucester Twp Dist 31	Total	163	9	5.52	7	6								
Gloucester Twp Dist 32	Total	232	15	6.47	12	12								
Gloucester Twp Dist 33	Total	141	8	5.67	8	6								
Gloucester Twp Dist 34	Total	157	6	3.82	4	3								
Gloucester Twp Dist 35	Total	202	13	6.44	13	9								
Gloucester Twp Dist 36	Total	176	8	4.55	8	8								
Gloucester Twp Dist 37	Total	33	2	6.06		1								
Gloucester Twp Dist 38	Total	89	7	7.87	6	7	1							
Gloucester Twp Dist 39	Total	120	1	0.83	1	1								
Gloucester Twp Dist 40	Total	191	5	2.62	5	5								
Gloucester Twp Mail-In Ballot	Total	0	725	0.00	687	693	3							
Gloucester Twp Provisional	Total	0	11	0.00	11	11								
Gloucester Twp Emergency Ballots	Total	0	0	0.00										
Gloucester Twp	Total	7749	1243	16.04	1153	1137	6							
Haddon Twp Dist 1	Total	202	8	3.96	8	8								
Haddon Twp Dist 2	Total	111	11	9.91	9	9								
Haddon Twp Dist 3	Total	238	12	5.04	7	8								
Haddon Twp Dist 4	Total	113	11	9.73	11	9								
Haddon Twp Dist 5	Total	75	7	9.33	6	5								
Haddon Twp Dist 6	Total	142	13	9.15	13	10								
Haddon Twp Dist 7	Total	119	12	10.08	12	12								
Haddon Twp Dist 8	Total	137	15	10.95	12	13	1							
Haddon Twp Dist 9	Total	93	5	5.38	5	3								
Haddon Twp Dist 10	Total	133	5	3.76	5	5								
Haddon Twp Dist 11	Total	195	12	6.15	12	12								
Haddon Twp Dist 12	Total	304	26	8.55	24	25								
Haddon Twp Dist 13	Total	150	9	6.00	8	8								
Haddon Twp Dist 14	Total	144	6	4.17	5	6								
Haddon Twp Dist 15	Total	150	18	12.00	16	15								
Haddon Twp Mail-In Ballot	Total	0	155	0.00	150	152								
Haddon Twp Provisional	Total	0	3	0.00	3	1								
Haddon Twp Emergency Ballots	Total	0	0	0.00										
Haddon Twp	Total	2306	328	14.22	306	301	1							
Haddonfield Dist 1	Total	293	8	2.73	6	8								
Haddonfield Dist 2	Total	296	25	8.45	22	24	1							

Board of Chosen Freeholders - REP

		Registered	Ballots Cast	Turnout (%)	Claire GUSTAFSON	Nicole NANCE	Write-In							
Haddonfield Dist 3	Total	185	6	3.24	5	6								
Haddonfield Dist 4	Total	278	6	2.16	5	6								
Haddonfield Dist 5	Total	229	7	3.06	7	4								
Haddonfield Dist 6	Total	245	5	2.04	4	4								
Haddonfield Dist 7	Total	192	7	3.65	7	5								
Haddonfield Dist 8	Total	222	3	1.35	3	3								
Haddonfield Dist 9	Total	242	15	6.20	15	14								
Haddonfield Dist 10	Total	215	9	4.19	9	9								
Haddonfield Mail-In Ballot	Total	0	204	0.00	193	198								
Haddonfield Provisional	Total	0	2	0.00	2	2								
Haddonfield Emergency Ballots	Total	0	0	0.00										
Haddonfield Borough	Total	2397	297	12.39	278	283	1							
Haddon Heights Dist 1	Total	158	10	6.33	7	8								
Haddon Heights Dist 2	Total	134	9	6.72	9	8								
Haddon Heights Dist 3	Total	267	20	7.49	16	18								
Haddon Heights Dist 4	Total	163	12	7.36	11	11	1							
Haddon Heights Dist 5	Total	192	9	4.69	9	7								
Haddon Heights Dist 6	Total	243	22	9.05	22	22								
Haddon Heights Dist 7	Total	240	17	7.08	17	16								
Haddon Heights Mail-In Ballot	Total	0	155	0.00	148	146								
Haddon Heights Provisional	Total	0	3	0.00	2	2								
Haddon Heights Emergency Ballots	Total	0	0	0.00										
Haddon Heights Borough	Total	1397	257	18.40	241	238	1							
Hi-Nella Dist 1	Total	107	7	6.54	7	7								
Hi Nella Mail-In Ballot	Total	0	1	0.00	1	1								
Hi Nella Provisional	Total	0	0	0.00										
Hi Nella Emergency Ballots	Total	0	0	0.00										
Hi-Nella Borough	Total	107	8	7.48	8	8								
Laurel Springs Dist 1	Total	133	9	6.77	8	9								
Laurel Springs Dist 2	Total	167	12	7.19	12	9								
Laurel Springs Mail-In Ballot	Total	0	24	0.00	23	24								
Laurel Springs Provisional	Total	0	0	0.00										
Laurel Springs Emergency Ballots	Total	0	0	0.00										
Laurel Springs Borough	Total	300	45	15.00	43	42								
Lawnside Dist 1	Total	37	1	2.70										
Lawnside Dist 2	Total	36	0	0.00										

Board of Chosen Freeholders - REP

		Registered	Ballots Cast	Turnout (%)	Claire GUSTAFSON	Nicole NANCE	Write-In							
Lawnside Mail-In Ballot	Total	0	5	0.00	5	4								
Lawnside Provisional	Total	0	0	0.00										
Lawnside Emergency Ballots	Total	0	0	0.00										
Lawnside Borough	Total	73	6	8.22	5	4								
Lindenwold Dist 1	Total	133	3	2.26	2	3								
Lindenwold Dist 2	Total	140	7	5.00	4	5								
Lindenwold Dist 3	Total	100	8	8.00	5	8								
Lindenwold Dist 4	Total	167	9	5.39	8	9								
Lindenwold Dist 5	Total	78	1	1.28	1	1								
Lindenwold Dist 6	Total	98	3	3.06	2	2								
Lindenwold Dist 7	Total	51	3	5.88	3	3								
Lindenwold Dist 8	Total	108	2	1.85	2	2								
Lindenwold Dist 9	Total	69	11	15.94	11	11								
Lindenwold Mail-In Ballot	Total	0	77	0.00	74	70								
Lindenwold Provisional	Total	0	1	0.00	1	1								
Lindenwold Emergency Ballots	Total	0	0	0.00										
Lindenwold Borough	Total	944	125	13.24	113	115								
Magnolia Dist 1	Total	106	7	6.60	6	7								
Magnolia Dist 2	Total	114	2	1.75	2	2								
Magnolia Dist 3	Total	134	7	5.22	6	7								
Magnolia Dist 4	Total	129	13	10.08	12	12								
Magnolia Mail-In Ballot	Total	0	33	0.00	30	31								
Magnolia Provisional	Total	0	0	0.00										
Magnolia Emergency Ballots	Total	0	0	0.00										
Magnolia Borough	Total	483	62	12.84	56	59								
Merchantville Dist 1	Total	229	12	5.24	12	10								
Merchantville Dist 2	Total	135	10	7.41	7	7								
Merchantville Dist 3	Total	106	5	4.72	5	5								
Merchantville Mail-In Ballot	Total	0	35	0.00	31	33								
Merchantville Provisional	Total	0	1	0.00	1	1								
Merchantville Emergency Ballots	Total	0	0	0.00										
Merchantville Borough	Total	470	63	13.40	56	56								
Mt Ephraim Dist 1	Total	120	6	5.00	6	5								
Mt Ephraim Dist 2	Total	132	12	9.09	12	10								
Mt Ephraim Dist 3	Total	173	14	8.09	12	12								
Mt Ephraim Dist 4	Total	126	8	6.35	7	5								
Mt. Ephraim Mail-In Ballot	Total	0	43	0.00	42	43								

Board of Chosen Freeholders - REP

		Registered	Ballots Cast	Turnout (%)	CLAIRE GUSTAFSON	NICOLE NANCE	Write-In							
Mt. Ephraim Provisional	Total	0	0	0.00										
Mt. Ephraim Emergency Ballots	Total	0	0	0.00										
Mount Ephraim Borough	Total	551	83	15.06	79	75								
Oaklyn Dist 1	Total	98	5	5.10	5	3								
Oaklyn Dist 2	Total	130	10	7.69	9	6								
Oaklyn Dist 3	Total	132	11	8.33	11	10								
Oaklyn Dist 4	Total	120	12	10.00	12	11								
Oaklyn Mail-In Ballot	Total	0	21	0.00	21	21								
Oaklyn Provisional	Total	0	0	0.00										
Oaklyn Emergency Ballots	Total	0	0	0.00										
Oaklyn Borough	Total	480	59	12.29	58	51								
Pennsauken Dist 1	Total	93	5	5.38	5	4								
Pennsauken Dist 2	Total	81	5	6.17	5	5								
Pennsauken Dist 3	Total	158	3	1.90	3	3								
Pennsauken Dist 4	Total	110	5	4.55	5	5								
Pennsauken Dist 5	Total	138	8	5.80	8	8								
Pennsauken Dist 6	Total	170	13	7.65	13	11								
Pennsauken Dist 7	Total	131	6	4.58	5	6								
Pennsauken Dist 8	Total	122	6	4.92	5	5								
Pennsauken Dist 9	Total	119	5	4.20	5	5								
Pennsauken Dist 10	Total	106	5	4.72	4	4								
Pennsauken Dist 11	Total	165	16	9.70	15	14								
Pennsauken Dist 12	Total	76	1	1.32										
Pennsauken Dist 13	Total	140	19	13.57	18	15								
Pennsauken Dist 14	Total	85	14	16.47	11	13								
Pennsauken Dist 15	Total	82	3	3.66	3	3								
Pennsauken Dist 16	Total	36	2	5.56	2	2								
Pennsauken Dist 17	Total	154	13	8.44	12	12								
Pennsauken Dist 18	Total	194	11	5.67	11	11								
Pennsauken Dist 19	Total	84	6	7.14	6	6								
Pennsauken Dist 20	Total	21	2	9.52		1								
Pennsauken Dist 21	Total	80	3	3.75	3	3								
Pennsauken Dist 22	Total	116	16	13.79	15	15								
Pennsauken Dist 23	Total	98	7	7.14	7	7								
Pennsauken Dist 24	Total	27	0	0.00										
Pennsauken Mail-In Ballot	Total	0	194	0.00	169	178	2							
Pennsauken Provisional	Total	0	6	0.00	3	6								
Pennsauken Emergency Ballots	Total	0	0	0.00										
Pennsauken Twp	Total	2586	374	14.46	333	342	2							
Pine Hill Dist 1	Total	118	10	8.47	10	8								

Board of Chosen Freeholders - REP

		Registered	Ballots Cast	Turnout (%)	Clair GUSTAFSON	Nicole NANCE	Write-In							
Pine Hill Dist 2	Total	182	6	3.30	6	6								
Pine Hill Dist 3	Total	198	12	6.06	11	12								
Pine Hill Dist 4	Total	100	11	11.00	10	10								
Pine Hill Dist 5	Total	190	9	4.74	8	7								
Pine Hill Dist 6	Total	74	1	1.35		1								
Pine Hill Mail-In Ballot	Total	0	100	0.00	95	93	2							
Pine Hill Provisional	Total	0	0	0.00										
Pine Hill Emergency Ballots	Total	0	0	0.00										
Pine Hill Borough	Total	862	149	17.29	140	137	2							
Pine Valley Dist 1	Total	9	0	0.00										
Pine Valley Mail-In Ballot	Total	0	6	0.00	6	6								
Pine Valley Provisional	Total	0	0	0.00										
Pine Valley Emergency Ballots	Total	0	0	0.00										
Pine Valley Borough	Total	9	6	66.67	6	6								
Runnemede Dist 1	Total	125	5	4.00	4	3								
Runnemede Dist 2	Total	150	7	4.67	7	7								
Runnemede Dist 3	Total	113	8	7.08	8	8								
Runnemede Dist 4	Total	120	5	4.17	3	4								
Runnemede Dist 5	Total	183	14	7.65	13	12								
Runnemede Dist 6	Total	164	15	9.15	15	12								
Runnemede Mail-In Ballot	Total	0	94	0.00	88	90								
Runnemede Provisional	Total	0	2	0.00	1	1								
Runnemede Emergency Ballots	Total	0	0	0.00										
Runnemede Borough	Total	855	150	17.54	139	137								
Somerdale Dist 1	Total	211	12	5.69	12	11								
Somerdale Dist 2	Total	99	3	3.03	3	3								
Somerdale Dist 3	Total	64	4	6.25	4	4								
Somerdale Dist 4	Total	108	5	4.63	4	5								
Somerdale Mail-In Ballot	Total	0	38	0.00	37	37								
Somerdale Provisional	Total	0	0	0.00										
Somerdale Emergency Ballots	Total	0	0	0.00										
Somerdale Borough	Total	482	62	12.86	60	60								
Stratford Dist 1	Total	148	32	21.62	24	23								
Stratford Dist 2	Total	171	26	15.20	20	20								
Stratford Dist 3	Total	140	27	19.29	21	19								
Stratford Dist 4	Total	234	30	12.82	24	23								
Stratford Dist 5	Total	68	7	10.29	6	5								

Board of Chosen Freeholders - REP

		Registered	Ballots Cast	Turnout (%)	Claire GUSTAFSON	Nicole NANCE	Write-In							
Stratford Dist 6	Total	179	18	10.06	12	12								
Stratford Mail-In Ballot	Total	0	104	0.00	89	90								
Stratford Provisional	Total	0	0	0.00										
Stratford Emergency Ballots	Total	0	0	0.00										
Stratford Borough	Total	940	244	25.96	196	192								
Tavistock Dist 1	Total	2	0	0.00										
Tavistock Mail-In Ballot	Total	0	1	0.00	1	1								
Tavistock Provisional	Total	0	0	0.00										
Tavistock Emergency Ballots	Total	0	0	0.00										
Tavistock Borough	Total	2	1	50.00	1	1								
Voorhees Dist 1	Total	243	12	4.94	11	11								
Voorhees Dist 2	Total	283	19	6.71	18	18								
Voorhees Dist 3	Total	230	13	5.65	11	11								
Voorhees Dist 4	Total	201	10	4.98	9	10								
Voorhees Dist 5	Total	165	8	4.85	6	7								
Voorhees Dist 6	Total	301	16	5.32	14	16								
Voorhees Dist 7	Total	171	4	2.34	4	4								
Voorhees Dist 8	Total	246	12	4.88	12	11								
Voorhees Dist 9	Total	292	8	2.74	8	8								
Voorhees Dist 10	Total	173	4	2.31	4	4								
Voorhees Dist 11	Total	255	6	2.35	6	6								
Voorhees Dist 12	Total	199	8	4.02	7	7								
Voorhees Dist 13	Total	213	13	6.10	11	11								
Voorhees Dist 14	Total	151	6	3.97	5	6								
Voorhees Dist 15	Total	256	7	2.73	7	7								
Voorhees Dist 16	Total	195	3	1.54	3	3								
Voorhees Dist 17	Total	167	18	10.78	17	15								
Voorhees Dist 18	Total	139	3	2.16	3	3								
Voorhees Dist 19	Total	196	12	6.12	12	11								
Voorhees Mail-In Ballot	Total	0	405	0.00	391	391								
Voorhees Provisional	Total	0	4	0.00	3	4								
Voorhees Emergency Ballots	Total	0	0	0.00										
Voorhees Twp	Total	4076	591	14.50	562	564								
Waterford Dist 1	Total	347	22	6.34	18	18								
Waterford Dist 2	Total	247	17	6.88	16	16								
Waterford Dist 3	Total	193	14	7.25	14	14								
Waterford Dist 4	Total	233	29	12.45	24	25								
Waterford Dist 5	Total	220	14	6.36	12	11								
Waterford Dist 6	Total	168	7	4.17	7	7								
Waterford Dist 7	Total	286	18	6.29	16	15								
Waterford Dist 8	Total	167	17	10.18	13	11								

Board of Chosen Freeholders - REP

		Registered	Ballots Cast	Turnout (%)	Claire GUSTAFSON	Nicole NANCE	Write-In							
Waterford Mail-In Ballot	Total	0	180	0.00	161	163								
Waterford Provisional	Total	0	3	0.00	3	3								
Waterford Emergency Ballots	Total	0	0	0.00										
Waterford Twp	Total	1861	321	17.25	284	283								
Winslow W1 D1	Total	329	29	8.81	22	22								
Winslow W1 D2	Total	315	11	3.49	11	8								
Winslow W1 D3	Total	171	6	3.51	6	6								
Winslow W1 D4	Total	297	15	5.05	13	12								
Winslow W1 D5	Total	305	6	1.97	6	5								
Winslow W1 D6	Total	113	4	3.54	4	4								
Winslow Ward 1 Mail-In Ballot	Total	0	174	0.00	162	168								
Winslow Ward 1 Provisional	Total	0	0	0.00										
Winslow W1 Emergency Ballots	Total	0	0	0.00										
Winslow W2 D1	Total	181	8	4.42	7	8								
Winslow W2 D2	Total	148	8	5.41	7	7								
Winslow W2 D3	Total	363	23	6.34	18	19								
Winslow W2 D4	Total	208	6	2.88	6	5								
Winslow W2 D5	Total	239	13	5.44	10	12								
Winslow W2 D6	Total	69	4	5.80	4	4								
Winslow Ward 2 Mail-In Ballot	Total	0	119	0.00	112	112	2							
Winslow Ward 2 Provisional	Total	0	0	0.00										
Winslow W2 Mail-In Ballot Rejected	Total	0	0	0.00										
Winslow W2 Provisional Rejected	Total	0	0	0.00										
Winslow W2 Emergency Ballots	Total	0	0	0.00										
Winslow W3 D1	Total	75	6	8.00	6	6								
Winslow W3 D2	Total	56	3	5.36	2	3								
Winslow W3 D3	Total	72	2	2.78	2	2								
Winslow W3 D4	Total	79	4	5.06	4	3								
Winslow W3 D5	Total	70	5	7.14	4	4								
Winslow Ward 3 Mail-In Ballot	Total	0	36	0.00	34	32	1							
Winslow Ward 3 Provisional	Total	0	0	0.00										
Winslow W3 Mail-In Ballot Rejected	Total	0	0	0.00										
Winslow W3 Provisional Rejected	Total	0	0	0.00										
Winslow W3 Emergency Ballots	Total	0	0	0.00										
Winslow W4 D1	Total	163	16	9.82	15	13								
Winslow W4 D2	Total	186	3	1.61	3	3								
Winslow W4 D3	Total	226	3	1.33	3	2								
Winslow W4 D4	Total	184	9	4.89	9	8								
Winslow W4 D5	Total	157	1	0.64	1	1								
Winslow Ward 4 Mail-In Ballot	Total	0	62	0.00	57	58								
Winslow Ward 4 Provisional	Total	0	0	0.00										

Board of Chosen Freeholders - REP

		Registered	Ballots Cast	Turnout (%)	Claire GUSTAFSON	Nicole NANCE	Write-In						
Winslow W4 Mail-In Ballot Rejected	Total	0	0	0.00									
Winslow W4 Provisional Rejected	Total	0	0	0.00									
Winslow W4 Emergency Ballots	Total	0	0	0.00									
Winslow Twp	Total	4006	576	14.38	528	527	3						
Woodlynne Dist 1	Total	58	4	6.90	3	4							
Woodlynne Dist 2	Total	44	3	6.82	3	3							
Woodlynne Mail-In Ballot	Total	0	5	0.00	5	5							
Woodlynne Provisional	Total	0	1	0.00	1	1							
Woodlynne Emergency Ballots	Total	0	0	0.00									
Woodlynne Borough	Total	102	13	12.75	12	13							
Total - TC-Election Day		53737	3174	5.91	2824	2734	12						
Total - TC-Emergency		53737	0	0.00									
Total - TC-Mail-In Ballot		53737	4860	9.04	4550	4625	25						
Total - TC-Provisional		53737	57	0.11	49	51							
Total - TC-Rejected Ballots		53737	0	0.00									
Contest Total		53737	8091	15.06	7423	7410	37						

Audubon Park Council - REP

		Registered	Ballots Cast	Turnout (%)	Write-In								
Audubon Park Dist 1	Total	106	22	20.75									
Audubon Park Mail-In Ballot	Total	0	10	0.00									
Audubon Park Provisional	Total	0	1	0.00									
Audubon Park Emergency Ballots	Total	0	0	0.00									
Audubon Park Borough	Total	106	33	31.13									
Total - TC-Election Day		106	22	20.75									
Total - TC-Emergency		106	0	0.00									
Total - TC-Mail-In Ballot		106	10	9.43									
Total - TC-Provisional		106	1	0.94									
Total - TC-Rejected Ballots		106	0	0.00									
Contest Total		106	33	31.13									

Barrington Mayor - REP

		Registered	Ballots Cast	Turnout (%)	Write-In								
Barrington Dist 1	Total	234	9	3.85	3								
Barrington Dist 2	Total	194	11	5.67	2								
Barrington Dist 3	Total	198	11	5.56	1								
Barrington Dist 4	Total	215	8	3.72									
Barrington Dist 5	Total	111	2	1.80									
Barrington Mail-In Ballot	Total	0	90	0.00	3								
Barrington Provisional	Total	0	0	0.00									
Barrington Emergency Ballots	Total	0	0	0.00									
Barrington Borough	Total	952	131	13.76	9								
Total - TC-Election Day		952	41	4.31	6								
Total - TC-Emergency		952	0	0.00									
Total - TC-Mail-In Ballot		952	90	9.45	3								
Total - TC-Provisional		952	0	0.00									
Total - TC-Rejected Ballots		952	0	0.00									
Contest Total		952	131	13.76	9								

Barrington Council - REP

		Registered	Ballots Cast	Turnout (%)	Write-In								
Barrington Dist 1	Total	234	9	3.85	2								
Barrington Dist 2	Total	194	11	5.67	1								
Barrington Dist 3	Total	198	11	5.56									
Barrington Dist 4	Total	215	8	3.72	1								
Barrington Dist 5	Total	111	2	1.80									
Barrington Mail-In Ballot	Total	0	90	0.00	5								
Barrington Provisional	Total	0	0	0.00									
Barrington Emergency Ballots	Total	0	0	0.00									
Barrington Borough	Total	952	131	13.76	9								
Total - TC-Election Day		952	41	4.31	4								
Total - TC-Emergency		952	0	0.00									
Total - TC-Mail-In Ballot		952	90	9.45	5								
Total - TC-Provisional		952	0	0.00									
Total - TC-Rejected Ballots		952	0	0.00									
Contest Total		952	131	13.76	9								

Bellmawr Council - REP

		Registered	Ballots Cast	Turnout (%)	Write-In								
Bellmawr Dist 1	Total	210	8	3.81									
Bellmawr Dist 2	Total	205	9	4.39									
Bellmawr Dist 3	Total	196	3	1.53									
Bellmawr Dist 4	Total	117	6	5.13									
Bellmawr Dist 5	Total	139	3	2.16									
Bellmawr Dist 6	Total	156	7	4.49									
Bellmawr Dist 7	Total	159	0	0.00									
Bellmawr Mail-In Ballot	Total	0	93	0.00	2								
Bellmawr Provisional	Total	0	1	0.00									
Bellmawr Emergency Ballots	Total	0	0	0.00									
Bellmawr Borough	Total	1182	130	11.00	2								
Total - TC-Election Day		1182	36	3.05									
Total - TC-Emergency		1182	0	0.00									
Total - TC-Mail-In Ballot		1182	93	7.87	2								
Total - TC-Provisional		1182	1	0.08									
Total - TC-Rejected Ballots		1182	0	0.00									
Contest Total		1182	130	11.00	2								

Berlin Boro Mayor - REP

		Registered	Ballots Cast	Turnout (%)	Write-In								
Berlin Boro Dist 1	Total	208	13	6.25									
Berlin Boro Dist 2	Total	332	22	6.63									
Berlin Boro Dist 3	Total	322	14	4.35									
Berlin Boro Dist 4	Total	308	21	6.82	6								
Berlin Boro Dist 5	Total	142	10	7.04									
Berlin Boro Mail-In Ballot	Total	0	159	0.00	5								
Berlin Boro Provisional	Total	0	1	0.00	1								
Berlin Boro Emergency Ballots	Total	0	0	0.00									
Berlin Borough	Total	1312	240	18.29	12								
Total - TC-Election Day		1312	80	6.10	6								
Total - TC-Emergency		1312	0	0.00									
Total - TC-Mail-In Ballot		1312	159	12.12	5								
Total - TC-Provisional		1312	1	0.08	1								
Total - TC-Rejected Ballots		1312	0	0.00									
Contest Total		1312	240	18.29	12								

Berlin Boro Council - REP

		Registered	Ballots Cast	Turnout (%)	Write-In								
Berlin Boro Dist 1	Total	208	13	6.25									
Berlin Boro Dist 2	Total	332	22	6.63									
Berlin Boro Dist 3	Total	322	14	4.35									
Berlin Boro Dist 4	Total	308	21	6.82	3								
Berlin Boro Dist 5	Total	142	10	7.04									
Berlin Boro Mail-In Ballot	Total	0	159	0.00	8								
Berlin Boro Provisional	Total	0	1	0.00	2								
Berlin Boro Emergency Ballots	Total	0	0	0.00									
Berlin Borough	Total	1312	240	18.29	13								
Total - TC-Election Day		1312	80	6.10	3								
Total - TC-Emergency		1312	0	0.00									
Total - TC-Mail-In Ballot		1312	159	12.12	8								
Total - TC-Provisional		1312	1	0.08	2								
Total - TC-Rejected Ballots		1312	0	0.00									
Contest Total		1312	240	18.29	13								

Berlin Twp Council - REP

		Registered	Ballots Cast	Turnout (%)	Write-In								
Berlin Twp Dist 1	Total	305	17	5.57	2								
Berlin Twp Dist 2	Total	101	2	1.98									
Berlin Twp Dist 3	Total	113	5	4.42									
Berlin Twp Dist 4	Total	191	12	6.28	1								
Berlin Twp Mail-In Ballot	Total	0	68	0.00	2								
Berlin Twp Provisional	Total	0	1	0.00									
Berlin Twp Emergency Ballots	Total	0	0	0.00									
Berlin Township	Total	710	105	14.79	5								
Total - TC-Election Day		710	36	5.07	3								
Total - TC-Emergency		710	0	0.00									
Total - TC-Mail-In Ballot		710	68	9.58	2								
Total - TC-Provisional		710	1	0.14									
Total - TC-Rejected Ballots		710	0	0.00									
Contest Total		710	105	14.79	5								

Brooklawn Council - REP

		Registered	Ballots Cast	Turnout (%)	Write-In								
Brooklawn Dist 1	Total	171	11	6.43	1								
Brooklawn Mail-In Ballot	Total	0	15	0.00									
Brooklawn Provisional	Total	0	0	0.00									
Brooklawn Emergency Ballots	Total	0	0	0.00									
Brooklawn Borough	Total	171	26	15.20	1								
<hr/>													
Total - TC-Election Day		171	11	6.43	1								
Total - TC-Emergency		171	0	0.00									
Total - TC-Mail-In Ballot		171	15	8.77									
Total - TC-Provisional		171	0	0.00									
Total - TC-Rejected Ballots		171	0	0.00									
Contest Total		171	26	15.20	1								

Camden City Ward 1 Council - REP

		Registered	Ballots Cast	Turnout (%)	Write-In								
Camden City W1 D1	Total	14	2	14.29									
Camden City W1 D2	Total	44	5	11.36									
Camden City W1 D3	Total	39	3	7.69	1								
Camden City W1 D4	Total	35	3	8.57									
Camden City W1 D5	Total	59	1	1.69									
Camden City W1 D6	Total	47	1	2.13									
Camden City W1 D7	Total	26	2	7.69									
Camden City W1 D8	Total	20	1	5.00									
Camden City W1 D9	Total	38	1	2.63									
Camden City W1 D10	Total	53	1	1.89									
Camden City Ward 1 Mail-In Ballot	Total	0	16	0.00	1								
Camden City Ward 1 Provisional	Total	0	1	0.00									
Camden City W1 Emergency Ballots	Total	0	0	0.00									
Camden City	Total	375	37	9.87	2								
Total - TC-Election Day		375	20	5.33	1								
Total - TC-Emergency		375	0	0.00									
Total - TC-Mail-In Ballot		375	16	4.27	1								
Total - TC-Provisional		375	1	0.27									
Total - TC-Rejected Ballots		375	0	0.00									
Contest Total		375	37	9.87	2								

Camden City Ward 2 Council - REP

		Registered	Ballots Cast	Turnout (%)	Write-In								
Camden City W2 D1	Total	17	0	0.00									
Camden City W2 D2	Total	29	5	17.24	1								
Camden City W2 D3	Total	28	1	3.57									
Camden City W2 D4	Total	34	5	14.71									
Camden City W2 D5	Total	21	0	0.00									
Camden City W2 D6	Total	60	4	6.67									
Camden City W2 D7	Total	25	1	4.00									
Camden City W2 D8	Total	50	2	4.00									
Camden City W2 D9	Total	44	0	0.00									
Camden City W2 D10	Total	18	1	5.56									
Camden City W2 D11	Total	28	1	3.57									
Camden City Ward 2 Mail-In Ballot	Total	0	11	0.00									
Camden City Ward 2 Provisional	Total	0	0	0.00									
Camden City W2 Emergency Ballots	Total	0	0	0.00									
Camden City	Total	354	31	8.76	1								
Total - TC-Election Day		354	20	5.65	1								
Total - TC-Emergency		354	0	0.00									
Total - TC-Mail-In Ballot		354	11	3.11									
Total - TC-Provisional		354	0	0.00									
Total - TC-Rejected Ballots		354	0	0.00									
Contest Total		354	31	8.76	1								

Camden City Ward 3 Council - REP

		Registered	Ballots Cast	Turnout (%)	Write-In								
Camden City W3 D1	Total	52	0	0.00									
Camden City W3 D2	Total	69	4	5.80									
Camden City W3 D3	Total	32	2	6.25									
Camden City W3 D4	Total	39	1	2.56									
Camden City W3 D5	Total	42	1	2.38									
Camden City W3 D6	Total	31	0	0.00									
Camden City W3 D7	Total	60	0	0.00									
Camden City W3 D8	Total	67	0	0.00									
Camden City W3 D9	Total	50	0	0.00									
Camden City Ward 3 Mail-In Ballot	Total	0	17	0.00									
Camden City Ward 3 Provisional	Total	0	2	0.00									
Camden City W3 Emergency Ballots	Total	0	0	0.00									
Camden City	Total	442	27	6.11									
Total - TC-Election Day		442	8	1.81									
Total - TC-Emergency		442	0	0.00									
Total - TC-Mail-In Ballot		442	17	3.85									
Total - TC-Provisional		442	2	0.45									
Total - TC-Rejected Ballots		442	0	0.00									
Contest Total		442	27	6.11									

Camden City Ward 4 Council - REP

		Registered	Ballots Cast	Turnout (%)	Write-In								
Camden City W4 D1	Total	30	0	0.00									
Camden City W4 D2	Total	37	0	0.00									
Camden City W4 D3	Total	47	3	6.38									
Camden City W4 D4	Total	48	1	2.08									
Camden City W4 D5	Total	36	0	0.00									
Camden City W4 D6	Total	50	0	0.00									
Camden City W4 D7	Total	58	1	1.72									
Camden City W4 D8	Total	48	4	8.33									
Camden City W4 D9	Total	42	4	9.52									
Camden City W4 D10	Total	63	0	0.00									
Camden City Ward 4 Mail-In Ballot	Total	0	12	0.00									
Camden City Ward 4 Provisional	Total	0	0	0.00									
Camden City W4 Emergency Ballots	Total	0	0	0.00									
Camden City	Total	459	25	5.45									
Total - TC-Election Day		459	13	2.83									
Total - TC-Emergency		459	0	0.00									
Total - TC-Mail-In Ballot		459	12	2.61									
Total - TC-Provisional		459	0	0.00									
Total - TC-Rejected Ballots		459	0	0.00									
Contest Total		459	25	5.45									

Cherry Hill Mayor - REP

		Registered	Ballots Cast	Turnout (%)	Nancy FELLER ODOWD	Write-In								
Cherry Hill Dist 1	Total	215	15	6.98	15									
Cherry Hill Dist 2	Total	180	12	6.67	10									
Cherry Hill Dist 3	Total	194	14	7.22	12									
Cherry Hill Dist 4	Total	227	14	6.17	14									
Cherry Hill Dist 5	Total	190	11	5.79	11									
Cherry Hill Dist 6	Total	158	5	3.16	4									
Cherry Hill Dist 7	Total	169	12	7.10	10									
Cherry Hill Dist 8	Total	140	8	5.71	8									
Cherry Hill Dist 9	Total	318	16	5.03	16									
Cherry Hill Dist 10	Total	170	10	5.88	10									
Cherry Hill Dist 11	Total	234	16	6.84	16									
Cherry Hill Dist 12	Total	226	9	3.98	9									
Cherry Hill Dist 13	Total	299	19	6.35	18									
Cherry Hill Dist 14	Total	189	15	7.94	14									
Cherry Hill Dist 15	Total	215	12	5.58	11	1								
Cherry Hill Dist 16	Total	147	6	4.08	5									
Cherry Hill Dist 17	Total	188	16	8.51	12									
Cherry Hill Dist 18	Total	178	6	3.37	4									
Cherry Hill Dist 19	Total	149	14	9.40	11									
Cherry Hill Dist 20	Total	427	20	4.68	18									
Cherry Hill Dist 21	Total	226	9	3.98	8									
Cherry Hill Dist 22	Total	277	14	5.05	13									
Cherry Hill Dist 23	Total	220	15	6.82	15									
Cherry Hill Dist 24	Total	225	9	4.00	8									
Cherry Hill Dist 25	Total	194	9	4.64	9									
Cherry Hill Dist 26	Total	308	12	3.90	11									
Cherry Hill Dist 27	Total	197	12	6.09	12									
Cherry Hill Dist 28	Total	192	7	3.65	6									
Cherry Hill Dist 29	Total	278	15	5.40	14									
Cherry Hill Dist 30	Total	84	2	2.38	2									
Cherry Hill Dist 31	Total	243	5	2.06	5									
Cherry Hill Dist 32	Total	98	8	8.16	8									
Cherry Hill Dist 33	Total	254	18	7.09	17									
Cherry Hill Dist 34	Total	240	12	5.00	10									
Cherry Hill Dist 35	Total	341	27	7.92	24									
Cherry Hill Dist 36	Total	184	6	3.26	5									
Cherry Hill Dist 37	Total	174	12	6.90	11	1								
Cherry Hill Dist 38	Total	101	5	4.95	5									
Cherry Hill Dist 39	Total	186	7	3.76	7									
Cherry Hill Dist 40	Total	168	14	8.33	13									
Cherry Hill Dist 41	Total	177	9	5.08	8									
Cherry Hill Dist 42	Total	167	7	4.19	7									
Cherry Hill Dist 43	Total	197	11	5.58	8									
Cherry Hill Dist 44	Total	208	11	5.29	10									
Cherry Hill Dist 45	Total	323	25	7.74	25									
Cherry Hill Dist 46	Total	246	20	8.13	19									
Cherry Hill Dist 47	Total	173	14	8.09	14									

Cherry Hill Mayor - REP

		Registered	Ballots Cast	Turnout (%)	Nancy FELLER O'DOWD	Write-In								
Cherry Hill Dist 48	Total	87	2	2.30	2									
Cherry Hill Mail-In Ballot	Total	0	1028	0.00	969	7								
Cherry Hill Provisional	Total	0	10	0.00	10									
Cherry Hill Emergency Ballots	Total	0	0	0.00										
Cherry Hill Twp	Total	9981	1605	16.08	1503	9								
Total - TC-Election Day		9981	567	5.68	524	2								
Total - TC-Emergency		9981	0	0.00										
Total - TC-Mail-In Ballot		9981	1028	10.30	969	7								
Total - TC-Provisional		9981	10	0.10	10									
Total - TC-Rejected Ballots		9981	0	0.00										
Contest Total		9981	1605	16.08	1503	9								

Cherry Hill Council - REP

		Registered	Ballots Cast	Turnout (%)	Joshua D. DUVAL	Steven J. LEVER	Mary Ellen LITTON	Write-In					
Cherry Hill Dist 1	Total	215	15	6.98	13	12	11						
Cherry Hill Dist 2	Total	180	12	6.67	11	11	9						
Cherry Hill Dist 3	Total	194	14	7.22	12	11	10						
Cherry Hill Dist 4	Total	227	14	6.17	14	13	13						
Cherry Hill Dist 5	Total	190	11	5.79	11	10	10						
Cherry Hill Dist 6	Total	158	5	3.16	5	2	3						
Cherry Hill Dist 7	Total	169	12	7.10	11	11	11						
Cherry Hill Dist 8	Total	140	8	5.71	7	7	8						
Cherry Hill Dist 9	Total	318	16	5.03	15	14	13						
Cherry Hill Dist 10	Total	170	10	5.88	10	10	10						
Cherry Hill Dist 11	Total	234	16	6.84	16	15	14						
Cherry Hill Dist 12	Total	226	9	3.98	7	8	7						
Cherry Hill Dist 13	Total	299	19	6.35	18	17	16						
Cherry Hill Dist 14	Total	189	15	7.94	14	14	13						
Cherry Hill Dist 15	Total	215	12	5.58	11	11	12						
Cherry Hill Dist 16	Total	147	6	4.08	6	5	5						
Cherry Hill Dist 17	Total	188	16	8.51	15	13	12						
Cherry Hill Dist 18	Total	178	6	3.37	5	4	4	1					
Cherry Hill Dist 19	Total	149	14	9.40	11	11	12						
Cherry Hill Dist 20	Total	427	20	4.68	18	17	17						
Cherry Hill Dist 21	Total	226	9	3.98	8	9	9						
Cherry Hill Dist 22	Total	277	14	5.05	12	10	12						
Cherry Hill Dist 23	Total	220	15	6.82	14	15	15						
Cherry Hill Dist 24	Total	225	9	4.00	8	6	7						
Cherry Hill Dist 25	Total	194	9	4.64	8	7	7						
Cherry Hill Dist 26	Total	308	12	3.90	10	11	11						
Cherry Hill Dist 27	Total	197	12	6.09	10	10	10						
Cherry Hill Dist 28	Total	192	7	3.65	7	7	7						
Cherry Hill Dist 29	Total	278	15	5.40	14	12	11						
Cherry Hill Dist 30	Total	84	2	2.38	2	2	2						
Cherry Hill Dist 31	Total	243	5	2.06	4	5	5						
Cherry Hill Dist 32	Total	98	8	8.16	8	6	7						
Cherry Hill Dist 33	Total	254	18	7.09	16	16	15	1					
Cherry Hill Dist 34	Total	240	12	5.00	11	11	11						
Cherry Hill Dist 35	Total	341	27	7.92	24	20	20						
Cherry Hill Dist 36	Total	184	6	3.26	5	5	6						
Cherry Hill Dist 37	Total	174	12	6.90	11	11	10	3					
Cherry Hill Dist 38	Total	101	5	4.95	5	5	5						
Cherry Hill Dist 39	Total	186	7	3.76	7	7	7						
Cherry Hill Dist 40	Total	168	14	8.33	14	13	12						
Cherry Hill Dist 41	Total	177	9	5.08	9	9	9						
Cherry Hill Dist 42	Total	167	7	4.19	7	6	6						
Cherry Hill Dist 43	Total	197	11	5.58	11	9	9						
Cherry Hill Dist 44	Total	208	11	5.29	9	10	8						
Cherry Hill Dist 45	Total	323	25	7.74	25	24	24						
Cherry Hill Dist 46	Total	246	20	8.13	19	19	19						
Cherry Hill Dist 47	Total	173	14	8.09	14	13	13						
Cherry Hill Dist 48	Total	87	2	2.30	1	1	1						
Cherry Hill Mail-In Ballot	Total	0	1028	0.00	984	978	983	10					

Cherry Hill Council - REP

		Registered	Ballots Cast	Turnout (%)	Joshua D. DUVALL	Steven J. LEVER	Mary Ellen LITTON	Write-In					
Cherry Hill Provisional	Total	0	10	0.00	10	10	9						
Cherry Hill Emergency Ballots	Total	0	0	0.00									
Cherry Hill Twp	Total	9981	1605	16.08	1517	1483	1480	15					
Total - TC-Election Day		9981	567	5.68	523	495	488	5					
Total - TC-Emergency		9981	0	0.00									
Total - TC-Mail-In Ballot		9981	1028	10.30	984	978	983	10					
Total - TC-Provisional		9981	10	0.10	10	10	9						
Total - TC-Rejected Ballots		9981	0	0.00									
Contest Total		9981	1605	16.08	1517	1483	1480	15					

Chesilhurst Mayor - REP

		Registered	Ballots Cast	Turnout (%)	Write-In								
Chesilhurst Dist 1	Total	127	13	10.24	3								
Chesilhurst Mail-In Ballot	Total	0	18	0.00	3								
Chesilhurst Provisional	Total	0	0	0.00									
Chesilhurst Emergency Ballots	Total	0	0	0.00									
Chesilhurst Borough	Total	127	31	24.41	6								
Total - TC-Election Day		127	13	10.24	3								
Total - TC-Emergency		127	0	0.00									
Total - TC-Mail-In Ballot		127	18	14.17	3								
Total - TC-Provisional		127	0	0.00									
Total - TC-Rejected Ballots		127	0	0.00									
Contest Total		127	31	24.41	6								

Chesilhurst Council - REP

		Registered	Ballots Cast	Turnout (%)	Write-In								
Chesilhurst Dist 1	Total	127	13	10.24	1								
Chesilhurst Mail-In Ballot	Total	0	18	0.00									
Chesilhurst Provisional	Total	0	0	0.00									
Chesilhurst Emergency Ballots	Total	0	0	0.00									
Chesilhurst Borough	Total	127	31	24.41	1								
Total - TC-Election Day		127	13	10.24	1								
Total - TC-Emergency		127	0	0.00									
Total - TC-Mail-In Ballot		127	18	14.17									
Total - TC-Provisional		127	0	0.00									
Total - TC-Rejected Ballots		127	0	0.00									
Contest Total		127	31	24.41	1								

Clementon Mayor - REP

		Registered	Ballots Cast	Turnout (%)	Write-In								
Clementon Dist 1	Total	162	13	8.02									
Clementon Dist 2	Total	166	8	4.82	1								
Clementon Dist 3	Total	170	8	4.71	1								
Clementon Mail-In Ballot	Total	0	47	0.00	1								
Clementon Provisional	Total	0	0	0.00									
Clementon Emergency Ballots	Total	0	0	0.00									
Clementon Borough	Total	498	76	15.26	3								
Total - TC-Election Day		498	29	5.82	2								
Total - TC-Emergency		498	0	0.00									
Total - TC-Mail-In Ballot		498	47	9.44	1								
Total - TC-Provisional		498	0	0.00									
Total - TC-Rejected Ballots		498	0	0.00									
Contest Total		498	76	15.26	3								

Clementon Council - REP

		Registered	Ballots Cast	Turnout (%)	Write-In								
Clementon Dist 1	Total	162	13	8.02	1								
Clementon Dist 2	Total	166	8	4.82									
Clementon Dist 3	Total	170	8	4.71									
Clementon Mail-In Ballot	Total	0	47	0.00									
Clementon Provisional	Total	0	0	0.00									
Clementon Emergency Ballots	Total	0	0	0.00									
Clementon Borough	Total	498	76	15.26	1								
Total - TC-Election Day		498	29	5.82	1								
Total - TC-Emergency		498	0	0.00									
Total - TC-Mail-In Ballot		498	47	9.44									
Total - TC-Provisional		498	0	0.00									
Total - TC-Rejected Ballots		498	0	0.00									
Contest Total		498	76	15.26	1								

Gibbsboro Mayor - REP

		Registered	Ballots Cast	Turnout (%)	Write-In								
Gibbsboro Dist 1	Total	220	12	5.45									
Gibbsboro Dist 2	Total	170	7	4.12									
Gibbsboro Mail-In Ballot	Total	0	32	0.00									
Gibbsboro Provisional	Total	0	0	0.00									
Gibbsboro Emergency Ballots	Total	0	0	0.00									
Gibbsboro Borough	Total	390	51	13.08									
<hr/>													
Total - TC-Election Day		390	19	4.87									
Total - TC-Emergency		390	0	0.00									
Total - TC-Mail-In Ballot		390	32	8.21									
Total - TC-Provisional		390	0	0.00									
Total - TC-Rejected Ballots		390	0	0.00									
Contest Total		390	51	13.08									

Gibbsboro Council - REP

		Registered	Ballots Cast	Turnout (%)	Write-In								
Gibbsboro Dist 1	Total	220	12	5.45									
Gibbsboro Dist 2	Total	170	7	4.12									
Gibbsboro Mail-In Ballot	Total	0	32	0.00									
Gibbsboro Provisional	Total	0	0	0.00									
Gibbsboro Emergency Ballots	Total	0	0	0.00									
Gibbsboro Borough	Total	390	51	13.08									
<hr/>													
Total - TC-Election Day		390	19	4.87									
Total - TC-Emergency		390	0	0.00									
Total - TC-Mail-In Ballot		390	32	8.21									
Total - TC-Provisional		390	0	0.00									
Total - TC-Rejected Ballots		390	0	0.00									
Contest Total		390	51	13.08									

Gloucester City Council At Large - REP

		Registered	Ballots Cast	Turnout (%)	Write-In								
Gloucester City W1 D1	Total	81	5	6.17									
Gloucester City W1 D2	Total	94	6	6.38									
Gloucester City W1 D3	Total	100	5	5.00									
Gloucester City Ward 1 Mail-In Ballot	Total	0	13	0.00	8								
Gloucester City Ward 1 Provisional	Total	0	0	0.00									
Gloucester City W1 Emergency Ballots	Total	0	0	0.00									
Gloucester City W2 D1	Total	92	11	11.96									
Gloucester City W2 D2	Total	127	6	4.72									
Gloucester City W2 D3	Total	134	3	2.24									
Gloucester City Ward 2 Mail-In Ballot	Total	0	19	0.00									
Gloucester City Ward 2 Provisional	Total	0	0	0.00									
Gloucester City W2 Emergency Ballots	Total	0	0	0.00									
Gloucester City W3 D1	Total	122	4	3.28									
Gloucester City W3 D2	Total	159	6	3.77									
Gloucester City Ward 3 Mail-In Ballot	Total	0	17	0.00									
Gloucester City Ward 3 Provisional	Total	0	0	0.00									
Gloucester City W3 Emergency Ballots	Total	0	0	0.00									
Gloucester City	Total	909	95	10.45	8								
Total - TC-Election Day		909	46	5.06									
Total - TC-Emergency		909	0	0.00									
Total - TC-Mail-In Ballot		909	49	5.39	8								
Total - TC-Provisional		909	0	0.00									
Total - TC-Rejected Ballots		909	0	0.00									
Contest Total		909	95	10.45	8								

Gloucester Twp Council - REP

		Registered	Ballots Cast	Turnout (%)	Joseph F. DAMICO, III	Edward L. SMALL	Write-In						
Gloucester Twp Dist 1	Total	158	15	9.49	14	14							
Gloucester Twp Dist 2	Total	111	11	9.91	11	10							
Gloucester Twp Dist 3	Total	186	13	6.99	10	11	2						
Gloucester Twp Dist 4	Total	239	21	8.79	20	20	2						
Gloucester Twp Dist 5	Total	194	15	7.73	14	10							
Gloucester Twp Dist 6	Total	266	18	6.77	17	17	2						
Gloucester Twp Dist 7	Total	224	27	12.05	25	24							
Gloucester Twp Dist 8	Total	159	7	4.40	7	6							
Gloucester Twp Dist 9	Total	281	12	4.27	12	12							
Gloucester Twp Dist 10	Total	184	10	5.43	9	9	3						
Gloucester Twp Dist 11	Total	236	24	10.17	21	21							
Gloucester Twp Dist 12	Total	245	19	7.76	17	16	3						
Gloucester Twp Dist 13	Total	197	16	8.12	11	11							
Gloucester Twp Dist 14	Total	116	4	3.45	4	4							
Gloucester Twp Dist 15	Total	261	31	11.88	29	30							
Gloucester Twp Dist 16	Total	279	23	8.24	23	19	3						
Gloucester Twp Dist 17	Total	288	10	3.47	9	10	1						
Gloucester Twp Dist 18	Total	194	8	4.12	8	8							
Gloucester Twp Dist 19	Total	233	13	5.58	10	12							
Gloucester Twp Dist 20	Total	195	5	2.56	5	5							
Gloucester Twp Dist 21	Total	135	7	5.19	5	5							
Gloucester Twp Dist 22	Total	150	13	8.67	11	11							
Gloucester Twp Dist 23	Total	130	6	4.62	4	5							
Gloucester Twp Dist 24	Total	277	16	5.78	15	14							
Gloucester Twp Dist 25	Total	235	17	7.23	16	16							
Gloucester Twp Dist 26	Total	197	4	2.03	4	4							
Gloucester Twp Dist 27	Total	208	17	8.17	16	15							
Gloucester Twp Dist 28	Total	145	8	5.52	8	8							
Gloucester Twp Dist 29	Total	265	18	6.79	15	11							
Gloucester Twp Dist 30	Total	257	25	9.73	23	19							
Gloucester Twp Dist 31	Total	163	9	5.52	7	6							
Gloucester Twp Dist 32	Total	232	15	6.47	11	14							
Gloucester Twp Dist 33	Total	141	8	5.67	7	7							
Gloucester Twp Dist 34	Total	157	6	3.82	4	3							
Gloucester Twp Dist 35	Total	202	13	6.44	12	11							
Gloucester Twp Dist 36	Total	176	8	4.55	8	8							
Gloucester Twp Dist 37	Total	33	2	6.06	1	2							
Gloucester Twp Dist 38	Total	89	7	7.87	7	7	2						
Gloucester Twp Dist 39	Total	120	1	0.83	1	1							
Gloucester Twp Dist 40	Total	191	5	2.62	5	5	2						
Gloucester Twp Mail-In Ballot	Total	0	725	0.00	693	692	24						
Gloucester Twp Provisional	Total	0	11	0.00	11	11	4						
Gloucester Twp Emergency Ballots	Total	0	0	0.00									
Gloucester Twp	Total	7749	1243	16.04	1160	1144	48						
Total - TC-Election Day		7749	507	6.54	456	441	20						

Gloucester Twp Council - REP

	Registered	Ballots Cast	Turnout (%)	Joseph F. DAMICO, III	Edward L. SMALL	Write-In							
Total - TC-Emergency	7749	0	0.00										
Total - TC-Mail-In Ballot	7749	725	9.36	693	692	24							
Total - TC-Provisional	7749	11	0.14	11	11	4							
Total - TC-Rejected Ballots	7749	0	0.00										
Contest Total	7749	1243	16.04	1160	1144	48							

Haddon Heights Mayor - REP

		Registered	Ballots Cast	Turnout (%)	Michael VALVARDI	Write-In							
Haddon Heights Dist 1	Total	158	10	6.33	9								
Haddon Heights Dist 2	Total	134	9	6.72	8								
Haddon Heights Dist 3	Total	267	20	7.49	18								
Haddon Heights Dist 4	Total	163	12	7.36	11								
Haddon Heights Dist 5	Total	192	9	4.69	9								
Haddon Heights Dist 6	Total	243	22	9.05	21								
Haddon Heights Dist 7	Total	240	17	7.08	17								
Haddon Heights Mail-In Ballot	Total	0	155	0.00	149								
Haddon Heights Provisional	Total	0	3	0.00	3								
Haddon Heights Emergency Ballots	Total	0	0	0.00									
Haddon Heights Borough	Total	1397	257	18.40	245								
Total - TC-Election Day		1397	99	7.09	93								
Total - TC-Emergency		1397	0	0.00									
Total - TC-Mail-In Ballot		1397	155	11.10	149								
Total - TC-Provisional		1397	3	0.21	3								
Total - TC-Rejected Ballots		1397	0	0.00									
Contest Total		1397	257	18.40	245								

Haddon Heights Council - REP

		Registered	Ballots Cast	Turnout (%)	Kathy LANGE	Jennifer MOORE	Write-In						
Haddon Heights Dist 1	Total	158	10	6.33	8	8							
Haddon Heights Dist 2	Total	134	9	6.72	9	9							
Haddon Heights Dist 3	Total	267	20	7.49	19	16							
Haddon Heights Dist 4	Total	163	12	7.36	12	11							
Haddon Heights Dist 5	Total	192	9	4.69	9	7							
Haddon Heights Dist 6	Total	243	22	9.05	21	22							
Haddon Heights Dist 7	Total	240	17	7.08	16	17							
Haddon Heights Mail-In Ballot	Total	0	155	0.00	148	148							
Haddon Heights Provisional	Total	0	3	0.00	3	3							
Haddon Heights Emergency Ballots	Total	0	0	0.00									
Haddon Heights Borough	Total	1397	257	18.40	245	241							
Total - TC-Election Day		1397	99	7.09	94	90							
Total - TC-Emergency		1397	0	0.00									
Total - TC-Mail-In Ballot		1397	155	11.10	148	148							
Total - TC-Provisional		1397	3	0.21	3	3							
Total - TC-Rejected Ballots		1397	0	0.00									
Contest Total		1397	257	18.40	245	241							

Hi-Nella Mayor - REP

		Registered	Ballots Cast	Turnout (%)	Write-In								
Hi-Nella Dist 1	Total	107	7	6.54									
Hi Nella Mail-In Ballot	Total	0	1	0.00	1								
Hi Nella Provisional	Total	0	0	0.00									
Hi Nella Emergency Ballots	Total	0	0	0.00									
Hi-Nella Borough	Total	107	8	7.48	1								
Total - TC-Election Day		107	7	6.54									
Total - TC-Emergency		107	0	0.00									
Total - TC-Mail-In Ballot		107	1	0.93	1								
Total - TC-Provisional		107	0	0.00									
Total - TC-Rejected Ballots		107	0	0.00									
Contest Total		107	8	7.48	1								

Laurel Springs Mayor - REP

		Registered	Ballots Cast	Turnout (%)	Write-In								
Laurel Springs Dist 1	Total	133	9	6.77									
Laurel Springs Dist 2	Total	167	12	7.19	2								
Laurel Springs Mail-In Ballot	Total	0	24	0.00	4								
Laurel Springs Provisional	Total	0	0	0.00									
Laurel Springs Emergency Ballots	Total	0	0	0.00									
Laurel Springs Borough	Total	300	45	15.00	6								
Total - TC-Election Day		300	21	7.00	2								
Total - TC-Emergency		300	0	0.00									
Total - TC-Mail-In Ballot		300	24	8.00	4								
Total - TC-Provisional		300	0	0.00									
Total - TC-Rejected Ballots		300	0	0.00									
Contest Total		300	45	15.00	6								

Laurel Springs Council - REP

		Registered	Ballots Cast	Turnout (%)	Write-In								
Laurel Springs Dist 1	Total	133	9	6.77									
Laurel Springs Dist 2	Total	167	12	7.19	2								
Laurel Springs Mail-In Ballot	Total	0	24	0.00	3								
Laurel Springs Provisional	Total	0	0	0.00									
Laurel Springs Emergency Ballots	Total	0	0	0.00									
Laurel Springs Borough	Total	300	45	15.00	5								
Total - TC-Election Day		300	21	7.00	2								
Total - TC-Emergency		300	0	0.00									
Total - TC-Mail-In Ballot		300	24	8.00	3								
Total - TC-Provisional		300	0	0.00									
Total - TC-Rejected Ballots		300	0	0.00									
Contest Total		300	45	15.00	5								

Lawnside Council - REP

		Registered	Ballots Cast	Turnout (%)	Write-In								
Lawnside Dist 1	Total	37	1	2.70									
Lawnside Dist 2	Total	36	0	0.00									
Lawnside Mail-In Ballot	Total	0	5	0.00									
Lawnside Provisional	Total	0	0	0.00									
Lawnside Emergency Ballots	Total	0	0	0.00									
Lawnside Borough	Total	73	6	8.22									
Total - TC-Election Day		73	1	1.37									
Total - TC-Emergency		73	0	0.00									
Total - TC-Mail-In Ballot		73	5	6.85									
Total - TC-Provisional		73	0	0.00									
Total - TC-Rejected Ballots		73	0	0.00									
Contest Total		73	6	8.22									

Lindenwold Mayor - REP

		Registered	Ballots Cast	Turnout (%)	Write-In								
Lindenwold Dist 1	Total	133	3	2.26									
Lindenwold Dist 2	Total	140	7	5.00	2								
Lindenwold Dist 3	Total	100	8	8.00	3								
Lindenwold Dist 4	Total	167	9	5.39									
Lindenwold Dist 5	Total	78	1	1.28									
Lindenwold Dist 6	Total	98	3	3.06	1								
Lindenwold Dist 7	Total	51	3	5.88	1								
Lindenwold Dist 8	Total	108	2	1.85	1								
Lindenwold Dist 9	Total	69	11	15.94	2								
Lindenwold Mail-In Ballot	Total	0	77	0.00	1								
Lindenwold Provisional	Total	0	1	0.00	1								
Lindenwold Emergency Ballots	Total	0	0	0.00									
Lindenwold Borough	Total	944	125	13.24	12								
Total - TC-Election Day		944	47	4.98	10								
Total - TC-Emergency		944	0	0.00									
Total - TC-Mail-In Ballot		944	77	8.16	1								
Total - TC-Provisional		944	1	0.11	1								
Total - TC-Rejected Ballots		944	0	0.00									
Contest Total		944	125	13.24	12								

Lindenwold Council - REP

		Registered	Ballots Cast	Turnout (%)	Write-In								
Lindenwold Dist 1	Total	133	3	2.26									
Lindenwold Dist 2	Total	140	7	5.00	2								
Lindenwold Dist 3	Total	100	8	8.00	1								
Lindenwold Dist 4	Total	167	9	5.39									
Lindenwold Dist 5	Total	78	1	1.28									
Lindenwold Dist 6	Total	98	3	3.06	1								
Lindenwold Dist 7	Total	51	3	5.88	2								
Lindenwold Dist 8	Total	108	2	1.85									
Lindenwold Dist 9	Total	69	11	15.94	2								
Lindenwold Mail-In Ballot	Total	0	77	0.00									
Lindenwold Provisional	Total	0	1	0.00									
Lindenwold Emergency Ballots	Total	0	0	0.00									
Lindenwold Borough	Total	944	125	13.24	8								
Total - TC-Election Day		944	47	4.98	8								
Total - TC-Emergency		944	0	0.00									
Total - TC-Mail-In Ballot		944	77	8.16									
Total - TC-Provisional		944	1	0.11									
Total - TC-Rejected Ballots		944	0	0.00									
Contest Total		944	125	13.24	8								

Magnolia Mayor - REP

		Registered	Ballots Cast	Turnout (%)	Write-In								
Magnolia Dist 1	Total	106	7	6.60									
Magnolia Dist 2	Total	114	2	1.75									
Magnolia Dist 3	Total	134	7	5.22									
Magnolia Dist 4	Total	129	13	10.08									
Magnolia Mail-In Ballot	Total	0	33	0.00									
Magnolia Provisional	Total	0	0	0.00									
Magnolia Emergency Ballots	Total	0	0	0.00									
Magnolia Borough	Total	483	62	12.84									
Total - TC-Election Day		483	29	6.00									
Total - TC-Emergency		483	0	0.00									
Total - TC-Mail-In Ballot		483	33	6.83									
Total - TC-Provisional		483	0	0.00									
Total - TC-Rejected Ballots		483	0	0.00									
Contest Total		483	62	12.84									

Magnolia Council - REP

		Registered	Ballots Cast	Turnout (%)	Write-In								
Magnolia Dist 1	Total	106	7	6.60									
Magnolia Dist 2	Total	114	2	1.75									
Magnolia Dist 3	Total	134	7	5.22									
Magnolia Dist 4	Total	129	13	10.08									
Magnolia Mail-In Ballot	Total	0	33	0.00									
Magnolia Provisional	Total	0	0	0.00									
Magnolia Emergency Ballots	Total	0	0	0.00									
Magnolia Borough	Total	483	62	12.84									
Total - TC-Election Day		483	29	6.00									
Total - TC-Emergency		483	0	0.00									
Total - TC-Mail-In Ballot		483	33	6.83									
Total - TC-Provisional		483	0	0.00									
Total - TC-Rejected Ballots		483	0	0.00									
Contest Total		483	62	12.84									

Merchantville Council - REP

		Registered	Ballots Cast	Turnout (%)	Write-In								
Merchantville Dist 1	Total	229	12	5.24									
Merchantville Dist 2	Total	135	10	7.41									
Merchantville Dist 3	Total	106	5	4.72									
Merchantville Mail-In Ballot	Total	0	35	0.00	5								
Merchantville Provisional	Total	0	1	0.00									
Merchantville Emergency Ballots	Total	0	0	0.00									
Merchantville Borough	Total	470	63	13.40	5								
Total - TC-Election Day		470	27	5.74									
Total - TC-Emergency		470	0	0.00									
Total - TC-Mail-In Ballot		470	35	7.45	5								
Total - TC-Provisional		470	1	0.21									
Total - TC-Rejected Ballots		470	0	0.00									
Contest Total		470	63	13.40	5								

Oaklyn Mayor - REP

		Registered	Ballots Cast	Turnout (%)	Write-In								
Oaklyn Dist 1	Total	98	5	5.10									
Oaklyn Dist 2	Total	130	10	7.69	1								
Oaklyn Dist 3	Total	132	11	8.33									
Oaklyn Dist 4	Total	120	12	10.00									
Oaklyn Mail-In Ballot	Total	0	21	0.00									
Oaklyn Provisional	Total	0	0	0.00									
Oaklyn Emergency Ballots	Total	0	0	0.00									
Oaklyn Borough	Total	480	59	12.29	1								
Total - TC-Election Day		480	38	7.92	1								
Total - TC-Emergency		480	0	0.00									
Total - TC-Mail-In Ballot		480	21	4.38									
Total - TC-Provisional		480	0	0.00									
Total - TC-Rejected Ballots		480	0	0.00									
Contest Total		480	59	12.29	1								

Oaklyn Council - REP

		Registered	Ballots Cast	Turnout (%)	Write-In								
Oaklyn Dist 1	Total	98	5	5.10									
Oaklyn Dist 2	Total	130	10	7.69	2								
Oaklyn Dist 3	Total	132	11	8.33									
Oaklyn Dist 4	Total	120	12	10.00									
Oaklyn Mail-In Ballot	Total	0	21	0.00									
Oaklyn Provisional	Total	0	0	0.00									
Oaklyn Emergency Ballots	Total	0	0	0.00									
Oaklyn Borough	Total	480	59	12.29	2								
Total - TC-Election Day		480	38	7.92	2								
Total - TC-Emergency		480	0	0.00									
Total - TC-Mail-In Ballot		480	21	4.38									
Total - TC-Provisional		480	0	0.00									
Total - TC-Rejected Ballots		480	0	0.00									
Contest Total		480	59	12.29	2								

Pennsauken Twp. Committee - REP

		Registered	Ballots Cast	Turnout (%)	Nhuau VAN	Write-In							
Pennsauken Dist 1	Total	93	5	5.38	4	1							
Pennsauken Dist 2	Total	81	5	6.17	5								
Pennsauken Dist 3	Total	158	3	1.90	1								
Pennsauken Dist 4	Total	110	5	4.55	4								
Pennsauken Dist 5	Total	138	8	5.80	5								
Pennsauken Dist 6	Total	170	13	7.65	5								
Pennsauken Dist 7	Total	131	6	4.58	3	1							
Pennsauken Dist 8	Total	122	6	4.92	4								
Pennsauken Dist 9	Total	119	5	4.20	2								
Pennsauken Dist 10	Total	106	5	4.72									
Pennsauken Dist 11	Total	165	16	9.70	5								
Pennsauken Dist 12	Total	76	1	1.32									
Pennsauken Dist 13	Total	140	19	13.57	8								
Pennsauken Dist 14	Total	85	14	16.47	11								
Pennsauken Dist 15	Total	82	3	3.66									
Pennsauken Dist 16	Total	36	2	5.56									
Pennsauken Dist 17	Total	154	13	8.44	6	1							
Pennsauken Dist 18	Total	194	11	5.67	5								
Pennsauken Dist 19	Total	84	6	7.14	3								
Pennsauken Dist 20	Total	21	2	9.52									
Pennsauken Dist 21	Total	80	3	3.75									
Pennsauken Dist 22	Total	116	16	13.79	11								
Pennsauken Dist 23	Total	98	7	7.14	5								
Pennsauken Dist 24	Total	27	0	0.00									
Pennsauken Mail-In Ballot	Total	0	194	0.00	111	6							
Pennsauken Provisional	Total	0	6	0.00	1								
Pennsauken Emergency Ballots	Total	0	0	0.00									
Pennsauken Twp	Total	2586	374	14.46	199	9							
Total - TC-Election Day		2586	174	6.73	87	3							
Total - TC-Emergency		2586	0	0.00									
Total - TC-Mail-In Ballot		2586	194	7.50	111	6							
Total - TC-Provisional		2586	6	0.23	1								
Total - TC-Rejected Ballots		2586	0	0.00									
Contest Total		2586	374	14.46	199	9							

Pine Hill Mayor - REP

		Registered	Ballots Cast	Turnout (%)	Write-In								
Pine Hill Dist 1	Total	118	10	8.47	2								
Pine Hill Dist 2	Total	182	6	3.30									
Pine Hill Dist 3	Total	198	12	6.06									
Pine Hill Dist 4	Total	100	11	11.00									
Pine Hill Dist 5	Total	190	9	4.74	2								
Pine Hill Dist 6	Total	74	1	1.35									
Pine Hill Mail-In Ballot	Total	0	100	0.00									
Pine Hill Provisional	Total	0	0	0.00									
Pine Hill Emergency Ballots	Total	0	0	0.00									
Pine Hill Borough	Total	862	149	17.29	4								
Total - TC-Election Day		862	49	5.68	4								
Total - TC-Emergency		862	0	0.00									
Total - TC-Mail-In Ballot		862	100	11.60									
Total - TC-Provisional		862	0	0.00									
Total - TC-Rejected Ballots		862	0	0.00									
Contest Total		862	149	17.29	4								

Pine Hill Council - REP

		Registered	Ballots Cast	Turnout (%)	Write-In								
Pine Hill Dist 1	Total	118	10	8.47	2								
Pine Hill Dist 2	Total	182	6	3.30									
Pine Hill Dist 3	Total	198	12	6.06									
Pine Hill Dist 4	Total	100	11	11.00									
Pine Hill Dist 5	Total	190	9	4.74	2								
Pine Hill Dist 6	Total	74	1	1.35									
Pine Hill Mail-In Ballot	Total	0	100	0.00									
Pine Hill Provisional	Total	0	0	0.00									
Pine Hill Emergency Ballots	Total	0	0	0.00									
Pine Hill Borough	Total	862	149	17.29	4								
Total - TC-Election Day		862	49	5.68	4								
Total - TC-Emergency		862	0	0.00									
Total - TC-Mail-In Ballot		862	100	11.60									
Total - TC-Provisional		862	0	0.00									
Total - TC-Rejected Ballots		862	0	0.00									
Contest Total		862	149	17.29	4								

Runnemede Council - REP

		Registered	Ballots Cast	Turnout (%)	Write-In								
Runnemede Dist 1	Total	125	5	4.00	1								
Runnemede Dist 2	Total	150	7	4.67									
Runnemede Dist 3	Total	113	8	7.08	1								
Runnemede Dist 4	Total	120	5	4.17	2								
Runnemede Dist 5	Total	183	14	7.65									
Runnemede Dist 6	Total	164	15	9.15	4								
Runnemede Mail-In Ballot	Total	0	94	0.00	3								
Runnemede Provisional	Total	0	2	0.00									
Runnemede Emergency Ballots	Total	0	0	0.00									
Runnemede Borough	Total	855	150	17.54	11								
Total - TC-Election Day		855	54	6.32	8								
Total - TC-Emergency		855	0	0.00									
Total - TC-Mail-In Ballot		855	94	10.99	3								
Total - TC-Provisional		855	2	0.23									
Total - TC-Rejected Ballots		855	0	0.00									
Contest Total		855	150	17.54	11								

Somerdale Mayor - REP

		Registered	Ballots Cast	Turnout (%)	Write-In								
Somerdale Dist 1	Total	211	12	5.69									
Somerdale Dist 2	Total	99	3	3.03									
Somerdale Dist 3	Total	64	4	6.25									
Somerdale Dist 4	Total	108	5	4.63									
Somerdale Mail-In Ballot	Total	0	38	0.00									
Somerdale Provisional	Total	0	0	0.00									
Somerdale Emergency Ballots	Total	0	0	0.00									
Somerdale Borough	Total	482	62	12.86									
Total - TC-Election Day		482	24	4.98									
Total - TC-Emergency		482	0	0.00									
Total - TC-Mail-In Ballot		482	38	7.88									
Total - TC-Provisional		482	0	0.00									
Total - TC-Rejected Ballots		482	0	0.00									
Contest Total		482	62	12.86									

Somerdale Council - REP

		Registered	Ballots Cast	Turnout (%)	Write-In								
Somerdale Dist 1	Total	211	12	5.69									
Somerdale Dist 2	Total	99	3	3.03									
Somerdale Dist 3	Total	64	4	6.25									
Somerdale Dist 4	Total	108	5	4.63									
Somerdale Mail-In Ballot	Total	0	38	0.00									
Somerdale Provisional	Total	0	0	0.00									
Somerdale Emergency Ballots	Total	0	0	0.00									
Somerdale Borough	Total	482	62	12.86									
<hr/>													
Total - TC-Election Day		482	24	4.98									
Total - TC-Emergency		482	0	0.00									
Total - TC-Mail-In Ballot		482	38	7.88									
Total - TC-Provisional		482	0	0.00									
Total - TC-Rejected Ballots		482	0	0.00									
Contest Total		482	62	12.86									

Stratford Mayor - REP

		Registered	Ballots Cast	Turnout (%)	David GRAY	Alan COHEN	Write-In						
Stratford Dist 1	Total	148	32	21.62	25	6							
Stratford Dist 2	Total	171	26	15.20	22	4							
Stratford Dist 3	Total	140	27	19.29	13	12							
Stratford Dist 4	Total	234	30	12.82	19	9							
Stratford Dist 5	Total	68	7	10.29	6	1							
Stratford Dist 6	Total	179	18	10.06	15	2							
Stratford Mail-In Ballot	Total	0	104	0.00	70	24	1						
Stratford Provisional	Total	0	0	0.00									
Stratford Emergency Ballots	Total	0	0	0.00									
Stratford Borough	Total	940	244	25.96	170	58	1						
Total - TC-Election Day		940	140	14.89	100	34							
Total - TC-Emergency		940	0	0.00									
Total - TC-Mail-In Ballot		940	104	11.06	70	24	1						
Total - TC-Provisional		940	0	0.00									
Total - TC-Rejected Ballots		940	0	0.00									
Contest Total		940	244	25.96	170	58	1						

Stratford Council - REP

		Registered	Ballots Cast	Turnout (%)	Gregory MIRENDA	John D. DUDLEY	Rob STONE	Paul SCHUKAY	Write-In				
Stratford Dist 1	Total	148	32	21.62	23	23	8	6					
Stratford Dist 2	Total	171	26	15.20	21	16	7	4					
Stratford Dist 3	Total	140	27	19.29	12	11	14	12					
Stratford Dist 4	Total	234	30	12.82	20	18	10	11					
Stratford Dist 5	Total	68	7	10.29	6	6	1	1					
Stratford Dist 6	Total	179	18	10.06	10	10	4	7					
Stratford Mail-In Ballot	Total	0	104	0.00	70	76	30	24					
Stratford Provisional	Total	0	0	0.00									
Stratford Emergency Ballots	Total	0	0	0.00									
Stratford Borough	Total	940	244	25.96	162	160	74	65					
Total - TC-Election Day		940	140	14.89	92	84	44	41					
Total - TC-Emergency		940	0	0.00									
Total - TC-Mail-In Ballot		940	104	11.06	70	76	30	24					
Total - TC-Provisional		940	0	0.00									
Total - TC-Rejected Ballots		940	0	0.00									
Contest Total		940	244	25.96	162	160	74	65					

Voorhees Twp. Committee - REP

		Registered	Ballots Cast	Turnout (%)	Erick FORD	Write-In							
Voorhees Dist 1	Total	243	12	4.94	11								
Voorhees Dist 2	Total	283	19	6.71	19								
Voorhees Dist 3	Total	230	13	5.65	12	1							
Voorhees Dist 4	Total	201	10	4.98	9								
Voorhees Dist 5	Total	165	8	4.85	5								
Voorhees Dist 6	Total	301	16	5.32	14								
Voorhees Dist 7	Total	171	4	2.34	4								
Voorhees Dist 8	Total	246	12	4.88	11								
Voorhees Dist 9	Total	292	8	2.74	8								
Voorhees Dist 10	Total	173	4	2.31	4								
Voorhees Dist 11	Total	255	6	2.35	5	1							
Voorhees Dist 12	Total	199	8	4.02	8								
Voorhees Dist 13	Total	213	13	6.10	13								
Voorhees Dist 14	Total	151	6	3.97	6								
Voorhees Dist 15	Total	256	7	2.73	7								
Voorhees Dist 16	Total	195	3	1.54	3								
Voorhees Dist 17	Total	167	18	10.78	17								
Voorhees Dist 18	Total	139	3	2.16	3								
Voorhees Dist 19	Total	196	12	6.12	12								
Voorhees Mail-In Ballot	Total	0	405	0.00	397	1							
Voorhees Provisional	Total	0	4	0.00	4								
Voorhees Emergency Ballots	Total	0	0	0.00									
Voorhees Twp	Total	4076	591	14.50	572	3							
Total - TC-Election Day		4076	182	4.47	171	2							
Total - TC-Emergency		4076	0	0.00									
Total - TC-Mail-In Ballot		4076	405	9.94	397	1							
Total - TC-Provisional		4076	4	0.10	4								
Total - TC-Rejected Ballots		4076	0	0.00									
Contest Total		4076	591	14.50	572	3							

Waterford Twp. Committee - REP

		Registered	Ballots Cast	Turnout (%)	William A. RICHARDSON, JR.	Mary SURA	Write-In						
Waterford Dist 1	Total	347	22	6.34	19	16							
Waterford Dist 2	Total	247	17	6.88	14	16							
Waterford Dist 3	Total	193	14	7.25	12	13	2						
Waterford Dist 4	Total	233	29	12.45	21	25							
Waterford Dist 5	Total	220	14	6.36	10	10	2						
Waterford Dist 6	Total	168	7	4.17	6	7							
Waterford Dist 7	Total	286	18	6.29	14	16							
Waterford Dist 8	Total	167	17	10.18	11	12							
Waterford Mail-In Ballot	Total	0	180	0.00	161	158	4						
Waterford Provisional	Total	0	3	0.00	3	3							
Waterford Emergency Ballots	Total	0	0	0.00									
Waterford Twp	Total	1861	321	17.25	271	276	8						
Total - TC-Election Day		1861	138	7.42	107	115	4						
Total - TC-Emergency		1861	0	0.00									
Total - TC-Mail-In Ballot		1861	180	9.67	161	158	4						
Total - TC-Provisional		1861	3	0.16	3	3							
Total - TC-Rejected Ballots		1861	0	0.00									
Contest Total		1861	321	17.25	271	276	8						

Winslow Mayor - REP

		Registered	Ballots Cast	Turnout (%)	Write-In								
Winslow W1 D1	Total	329	29	8.81	1								
Winslow W1 D2	Total	315	11	3.49									
Winslow W1 D3	Total	171	6	3.51	1								
Winslow W1 D4	Total	297	15	5.05	2								
Winslow W1 D5	Total	305	6	1.97	1								
Winslow W1 D6	Total	113	4	3.54									
Winslow Ward 1 Mail-In Ballot	Total	0	174	0.00	8								
Winslow Ward 1 Provisional	Total	0	0	0.00									
Winslow W1 Emergency Ballots	Total	0	0	0.00									
Winslow W2 D1	Total	181	8	4.42	2								
Winslow W2 D2	Total	148	8	5.41	2								
Winslow W2 D3	Total	363	23	6.34									
Winslow W2 D4	Total	208	6	2.88									
Winslow W2 D5	Total	239	13	5.44	1								
Winslow W2 D6	Total	69	4	5.80	1								
Winslow Ward 2 Mail-In Ballot	Total	0	119	0.00	2								
Winslow Ward 2 Provisional	Total	0	0	0.00									
Winslow W2 Mail-In Ballot Rejected	Total	0	0	0.00									
Winslow W2 Provisional Rejected	Total	0	0	0.00									
Winslow W2 Emergency Ballots	Total	0	0	0.00									
Winslow W3 D1	Total	75	6	8.00									
Winslow W3 D2	Total	56	3	5.36									
Winslow W3 D3	Total	72	2	2.78									
Winslow W3 D4	Total	79	4	5.06									
Winslow W3 D5	Total	70	5	7.14									
Winslow Ward 3 Mail-In Ballot	Total	0	36	0.00	1								
Winslow Ward 3 Provisional	Total	0	0	0.00									
Winslow W3 Mail-In Ballot Rejected	Total	0	0	0.00									
Winslow W3 Provisional Rejected	Total	0	0	0.00									
Winslow W3 Emergency Ballots	Total	0	0	0.00									
Winslow W4 D1	Total	163	16	9.82	1								
Winslow W4 D2	Total	186	3	1.61									
Winslow W4 D3	Total	226	3	1.33									
Winslow W4 D4	Total	184	9	4.89									
Winslow W4 D5	Total	157	1	0.64									
Winslow Ward 4 Mail-In Ballot	Total	0	62	0.00									
Winslow Ward 4 Provisional	Total	0	0	0.00									
Winslow W4 Mail-In Ballot Rejected	Total	0	0	0.00									
Winslow W4 Provisional Rejected	Total	0	0	0.00									
Winslow W4 Emergency Ballots	Total	0	0	0.00									
Winslow Twp	Total	4006	576	14.38	23								

Winslow Mayor - REP

	Registered	Ballots Cast	Turnout (%)	Write-In									
Total - TC-Election Day	4006	185	4.62	12									
Total - TC-Emergency	4006	0	0.00										
Total - TC-Mail-In Ballot	4006	391	9.76	11									
Total - TC-Provisional	4006	0	0.00										
Total - TC-Rejected Ballots	4006	0	0.00										
Contest Total	4006	576	14.38	23									

Woodlynne Mayor - REP

		Registered	Ballots Cast	Turnout (%)	Write-In								
Woodlynne Dist 1	Total	58	4	6.90									
Woodlynne Dist 2	Total	44	3	6.82									
Woodlynne Mail-In Ballot	Total	0	5	0.00	1								
Woodlynne Provisional	Total	0	1	0.00	1								
Woodlynne Emergency Ballots	Total	0	0	0.00									
Woodlynne Borough	Total	102	13	12.75	2								
Total - TC-Election Day		102	7	6.86									
Total - TC-Emergency		102	0	0.00									
Total - TC-Mail-In Ballot		102	5	4.90	1								
Total - TC-Provisional		102	1	0.98	1								
Total - TC-Rejected Ballots		102	0	0.00									
Contest Total		102	13	12.75	2								

Woodlynne Council - REP

		Registered	Ballots Cast	Turnout (%)	Write-In								
Woodlynne Dist 1	Total	58	4	6.90									
Woodlynne Dist 2	Total	44	3	6.82									
Woodlynne Mail-In Ballot	Total	0	5	0.00									
Woodlynne Provisional	Total	0	1	0.00	2								
Woodlynne Emergency Ballots	Total	0	0	0.00									
Woodlynne Borough	Total	102	13	12.75	2								
Total - TC-Election Day		102	7	6.86									
Total - TC-Emergency		102	0	0.00									
Total - TC-Mail-In Ballot		102	5	4.90									
Total - TC-Provisional		102	1	0.98	2								
Total - TC-Rejected Ballots		102	0	0.00									
Contest Total		102	13	12.75	2								

CAM_20190604_E

June 4, 2019

**Personal Choice Detail by Political Subdivision
Camden County**

General Assembly 4th District Democratic Vote for Two
--

Political Subdivision: Legislative Dist 4

Write-in Name	Machine	Voter Tag
JUDITH A JONES	25160	XNRRR
JUDITH A JONES	25160	XNRRR
XXX	25165	XNHFN
XXX	25165	XNHFN
SWEET	25165	XNNHH
SWEET	25165	XNNHH
JOSEPH PILLO	25176	XNNCJ
SAM SWEET	25176	XNNCJ
VOID	25225	XNNHM
STOPP NORCROSS	25320	XNHTN
STOP NORCROSS	25320	XNHTN
VOID	25323	XNNCN
GRITTY	25445	XNNHM
AL SWEARENGEN	25475	XNRMZ
RAIN DROP	25476	XNHTX
BOB HOPE	25476	XNHTX
KEITH MCPAUL	25479	XNHTN
M MOUSE	25479	XNHTN
DAVID EVANS	25483	XNHFX
SHANE FAMILIE	25484	XNRFN
SEAN HENGST	25484	XNRFN
SEAN HENGST	25500	XNRMF
LILLIAM SWEET	25500	XNRMF
VOID	25502	XNNCH
BENJAMIN PERLOFF	25547	XNRRR
VOID	25548	XNHTJ
VOID	25550	XNNMF
GEORGE-WASHINGTON	25644	XNNHX
NANCY HART-ESPOSITO	25650	XNRMZ
MARK ESPOSITO	25650	XNRMZ
ANGELA M BROWN	25651	XNHFZ
DONALD-DUCK	25651	XNRFX
MICKEY-MOUSE	25651	XNRFX
SUE ALTMAN	25653	XNRRM
RONSHA DICKERSON	25653	XNRRM
PAULDS'	25665	XNNCN
PAUL DILKS	25674	XNHTM
STEPHEN H PAKRADOONI	25674	XNHTM
GUSTAFSON	25674	XNRMF

CAM_20190604_E

June 4, 2019

**Personal Choice Detail by Political Subdivision
Camden County**

**General Assembly 4th District
Democratic
Vote for Two**

Political Subdivision: Legislative Dist 4

Write-in Name	Machine	Voter Tag
DILKS PAKRADOONI	25674	XNRMF
CHARLES SWEENEY	25677	XNNHF

**County Clerk
Democratic
Vote for One**

Political Subdivision: County

Write-in Name	Machine	Voter Tag
KRISHNA	25072	XNRRM
RENA-MARGULIS	25155	XNNCN
XXX	25165	XNHFN
THO BISHOP	25191	XNRFC
ANYONE BUT	25212	XNRFH
BEN PERLOFF	25222	XNNCN
VOID	25267	XNHTC
CASEY MCALEER	25338	XNRMX
NANCY-PELOSI	25345	XNNHF
JENNIFER O'DONNELL	25502	XNNCC
BENJAMIN PERLOFF	25547	XNRRR
HOWARD LONG	25618	XNNHX
ALYSSA GRANATO	25670	XNNCJ
ROY GUSTAFSON	25674	XNHTM
CYBULSKI	25674	XNRMF

**Board of Chosen Freeholders UNEX
Democratic
Vote For One**

Political Subdivision: County

Write-in Name	Machine	Voter Tag
MICHAEL LOVETT	25003	XNRFN
VEDRA CHANDLER	25070	XNHTX
DAN REGANATA	25100	XNNCN
XXX	25165	XNHFN
MICHAELLOVETT	25194	XNCRM
MICHAEL LOVETT	25198	XNHTZ
BEN PERLOFF	25222	XNNCN
VOID	25267	XNHTC
ALEX LAW	25282	XNHFN
ELMO FUDD	25296	XNNHM

CAM_20190604_E

June 4, 2019

**Personal Choice Detail by Political Subdivision
Camden County**

**Board of Chosen Freeholders UNEX
Democratic
Vote For One**

Political Subdivision: County

Write-in Name	Machine	Voter Tag
NANCY-PELOSI	25345	XNNHF
NOBODY	25378	XNHTN
BRO. ZAWDIE ABDUL-MALIK	25382	XNHFR
BABY SHARK	25476	XNHTX
MICHAEL LOVETT	25515	XNNCN
MICHAEL-LOVETT	25516	XNHTC
MICHAEL LOVETT	25520	XNRRR
MICHAEL LOVETT	25523	XNHTC
MICHAEL LOVETT	25523	XNNHR
MICHAEL LOVETT	25526	XNNHC
JENNIIFER O'DONNELL	25532	XNHFN
FELICIA MASON	25546	XNNMN
BENJAMIN PERLOFF	25547	XNRRR
MICHAEL LOVETT	25548	XNNCN
MICHAEL LOVETT	25652	XNHTN
MICHAEL LOVETT	25652	XNNHZ
MICHAEL-LOVETT	25656	XNHTM
JOSE ZARAZUA	25670	XNNCJ
KEITH CYBULSKI	25674	XNHTM
GUSTAFSON	25674	XNRMF
NICHOLAS KUSH	25685	XNNRR

**Board of Chosen Freeholders
Democratic
Vote for Two**

Political Subdivision: County

Write-in Name	Machine	Voter Tag
HELENE ADAMS	23717	XNHTN
NONE	23717	XNHTN
JENNIFER O'DONNELL	23717	XNNHZ
MICHAEL LOVETT	23717	XNNHZ
JENNIFER O'DONNELL	23717	XNNMN
PAUL MCALPIN	23717	XNNRT
JOHN MCALPIN	23717	XNNRT
ROGER ADAMS	23724	XNNHC
HELENE ADAMS	23724	XNNHC
PHANATIC	23724	XNRFX
GRITTY	23724	XNRFX
MICHAEL LOVETT	25000	XNHTN

CAM_20190604_E

June 4, 2019

**Personal Choice Detail by Political Subdivision
Camden County**

Board of Chosen Freeholders Democratic Vote for Two
--

Political Subdivision: County

Write-in Name	Machine	Voter Tag
JENNIFER O DONNELL	25000	XNHTN
O'DONNELL	25000	XNNMX
LOVE	25000	XNNMX
MICHAEL LOVETT	25000	XNRFH
JENNIFER O'DONNELL	25000	XNRFH
MICHAEL	25001	XNNHT
JENNIFER O'DONNELL	25001	XNNHT
JENNIFER O'DONNELL	25006	XNHTC
MICHAEL LOVETT	25006	XNHTC
MICHAEL LOVETT	25006	XNRFC
JENNIFER O'DONNELL	25006	XNRFC
MICHAEL LOVETT	25008	XNNMZ
JENNIFER O'DONNELL	25008	XNNMZ
JENNIFER O'DONNELL	25008	XNRFX
JENNIFER-ODONNELL	25011	XNNCJ
MICHAEL-LOVETT	25011	XNNCJ
MICHAEL LOVETT	25016	XNRFN
JENNIFER O, DONNELL	25017	XNHTJ
MICHAEL LOVETT	25017	XNHTJ
ONE SUPERINTENDENT	25021	XNHTC
LOWER TAXES	25021	XNHTC
JOSEPH MIKOLAITIS II	25030	XNNHX
ALEXIS MIKOLAITIS	25030	XNNHX
VEDRA CHANDLER	25035	XNHTN
SEAN BROWN	25035	XNHTN
MICHAEL LOVETT	25035	XNRMZ
JENNIFER O'DONNELL	25035	XNRMZ
GWENNE BAILE	25039	XNHTJ
SUE ALTMAN	25039	XNHTJ
FODAY KARGBO	25042	XNNCH
VEDRA CHANDLER	25070	XNHTX
ERIN JOHNSON	25070	XNHTX
KYLE NASH	25074	XNHTZ
SUSAN DRUCKENBROD	25074	XNHTZ
MICHAEL LOVETT	25077	XNNHM
JENNIFER O'DONNELL	25077	XNNHM
JARRETT-ESTILL	25078	XNRRM
LARRISA-ROUSEESTILL	25078	XNRRM
MICHAEL LOVETT	25079	XNRRR

CAM_20190604_E

June 4, 2019

**Personal Choice Detail by Political Subdivision
Camden County**

Board of Chosen Freeholders Democratic Vote for Two
--

Political Subdivision: County

Write-in Name	Machine	Voter Tag
JENNIFER O'DONNELL	25079	XNNRR
JENNIFER O'DONNELL	25081	XNHTR
MICHAEL LOVETT	25081	XNHTR
MICHAEL LOVETT	25085	XNNHX
JENNIFER O'DONNELL	25085	XNNHX
JENNIFER O'DONNELL	25089	XNCCM
MICHAEL LOVETT	25089	XNCCM
JENNIFER O'DONNELL	25091	XNHFX
MICHAEL LOVETT	25091	XNHFX
JENNIFER O'DONNELL	25092	XNNCC
MICHAEL LOVETT	25092	XNRMZ
JENNIFER O'DONNELL	25092	XNRMZ
JENNIFER O'DONNELL	25095	XNHTN
MICHAEL LOVEH	25095	XNHTN
JENNIFER O'DONNELL	25095	XNHTT
MICHAEL LOVETT	25095	XNHTT
JENNIFER O'DONNELL	25095	XNRMT
MICHAEL LOVETT	25095	XNRMT
DAN REGANATA	25100	XNNCN
MICHAEL LOVETT	25102	XNCMT
JENNIFER O'DONNELL	25102	XNCMT
JENNIFER O'DONNELL	25103	XNNCM
MICHAEL LOVETT	25103	XNNCM
MICHAEL LOVETT	25105	XNNCJ
JENNIFER O'DONNELL	25105	XNNCJ
JENNIFER O'DONNELL	25105	XNRFN
MICHAEL LOVETT	25105	XNRFN
ODONNELL	25106	XNNHR
JENNIFER O'DONNELL	25107	XNHTC
JENNIFER O'DONNELL	25113	XNHTX
MICHAEL LOVETT	25113	XNHTX
JESSE-MAINWARING	25124	XNCCC
RACHEL-MAINWARING	25124	XNCCC
GRAHAM PHILLIPS	25124	XNCCF
MICHAEL LOVETT	25124	XNNRM
MICHAEL LOVETT	25124	XNNRT
JENNIFER O'DONNELL	25124	XNNRT
LOVETT	25125	XNHFN
MCCDONNELL	25125	XNHFN

CAM_20190604_E

June 4, 2019

**Personal Choice Detail by Political Subdivision
Camden County**

Board of Chosen Freeholders Democratic Vote for Two
--

Political Subdivision: County

Write-in Name	Machine	Voter Tag
JENNIFER O'DONNELL	25125	XNHTM
MICHAEL LOVETT	25125	XNHTM
JENNIFER O DONNELL	25125	XNRFX
MICHAEL LOVEH	25125	XNRFX
FRIDA-KHALO	25126	XNCCM
JEN O'DONNELL	25126	XNHTJ
MIKE LOVETT	25126	XNHTJ
JENNIFER O'DONNELL	25126	XNRRR
MICHAEL LOVETT	25126	XNRRR
DEENA CASWELL	25127	XNHFJ
CHRIS D HALE	25127	XNHFJ
JENNIFER-ODONNELL	25129	XNCCM
MICHAEL-LOVETT	25129	XNCCM
JENNIFER O'DONNELL	25129	XNHFR
MICHEAL LOVETT	25129	XNHFR
TIM CASALE	25129	XNHTC
MICHAEL LOVETT	25129	XNNCM
JENNIFER O'DONNELL	25129	XNNCM
MICHAEL LOVETT	25129	XNNHM
CHRIS ROCCO	25129	XNNRC
JENNIFER.ODONNELL	25130	XNCCM
MICHAEL.LOVETT	25130	XNCCM
MICHAEL LOVETT	25130	XNHFM
JENNIFER ODONNELL	25130	XNHFM
JENNIFER O'DONNELL	25130	XNRMF
MICHAEL LOVETT	25130	XNRMF
LOVETT	25131	XNHFH
O'DONNELL	25131	XNHFH
LIZ LEMON	25131	XNJZT
JEROME TAYLOR	25132	XNRRM
JENNIFER O'DONNELL	25132	XNRRM
JENNIFER O'DONNELL	25134	XNNHT
MICHAEL LOVETT	25134	XNNHT
MICHAEL LOVETT	25135	XNHHT
JENNIFER O'DONNELL	25135	XNHHT
LOVETT	25147	XNNCM
O'DONNELL	25147	XNNCM
JENNIFER ODONNEL	25148	XNCCT
MICHAEL LOVETT	25148	XNCCT

CAM_20190604_E

June 4, 2019

**Personal Choice Detail by Political Subdivision
Camden County**

Board of Chosen Freeholders Democratic Vote for Two
--

Political Subdivision: County

Write-in Name	Machine	Voter Tag
JENNIER-O'DONNELL	25148	XNCMX
MICHAEL-LOVETT	25148	XNCMX
MICHAEL LOVETT	25148	XNJTX
JENNIFER ODONNNELL	25148	XNJTX
JENNIFER ODONNELL	25148	XNNHC
MICHAEL LOVETT	25148	XNNHC
MICHAEL LOVETT	25149	XNRFJ
JENNIFER O'DONNELL	25149	XNRFJ
MICHAEL LOVETT	25149	XNRRM
JENNIFER ODONNELL	25149	XNRRM
LOVETT	25151	XNRFJ
ODONNELL	25151	XNRFJ
JENNIFEERODONNELL	25155	XNNCN
MICHAELLOVETT	25155	XNNCN
JENNIFER ODONELL	25156	XNHFN
MICHAEL LOVETT	25156	XNHFN
MICHAEL LOVETT	25156	XNNHR
JENNIFER O'DONNELL	25156	XNNHR
MICHAEL LOVETT	25156	XNRFJ
JENNIFER ODONNELL	25156	XNRFJ
JENNIFER O'DONNELL	25160	XNNHZ
MICHAEL LOVETT	25160	XNNHZ
MICHAEL LOVETT	25160	XNNMF
JENNIFER O'DONNELL	25160	XNNMF
MICHAEL LOVETT	25162	XNRMF
JENNIFER ODONNELL	25162	XNRMF
MIKE LOVEJOY	25163	XNHTC
JENNIFER ODONNELL	25163	XNHTC
XXX	25165	XNHFN
XXX	25165	XNHFN
SWEET	25165	XNNHH
SWEET	25165	XNNHH
JENNIFER O'DONNELL	25168	XNHTH
MICHAEL LOVETT	25168	XNHTH
JENNIFER ODONNELL	25169	XNNCM
MICHAEL LOVETT	25169	XNNCM
MJCHAEL LOVETT	25174	XNHFN
JENNIFER O'DONNELL	25174	XNHFN
JENNIFER ODONNELL	25176	XNHTJ

CAM_20190604_E

June 4, 2019

**Personal Choice Detail by Political Subdivision
Camden County**

Board of Chosen Freeholders Democratic Vote for Two
--

Political Subdivision: County

Write-in Name	Machine	Voter Tag
MICHAEL LOVETT	25176	XNHTJ
JENNIFER,ODONELL	25177	XNNCN
BARBELLA	25179	XNHFH
JENNIFER ODONNELL	25182	XNRMT
MICHAEL LOVETT	25182	XNRMT
JENNIFER ODONNELL	25184	XNHTR
MICHAEL LOVETT	25184	XNHTR
JAIME SCHLUSSEL	25185	XNHTH
MICHAEL LOVETT	25185	XNHTX
JENNIFER O'DONNELL	25185	XNHTX
MICHAEL LOVETT	25185	XNNHT
JENNIFER O'DONNELL	25185	XNNHT
REBECCA SELIGMAN	25185	XNRFJ
MICHAELLOVETT	25186	XNHTM
JENNIFER O'DONNELL	25186	XNNHM
MICHAEL LOVETT	25186	XNNHM
LOVETT	25186	XNRFH
ODONNELL	25186	XNRFH
MIKE-IMPERATO	25187	XNCCM
MICHAEL LOVETT	25187	XNHFC
MICHAEL LOVETT	25187	XNHTT
JENNIFER O'DONNELL	25187	XNHTT
MICHAEL LOVETT	25187	XNNHF
JENNIFER O'DONNELL	25187	XNNHF
JENNIFER O'DONNELL	25187	XNNHR
MICHAEL LOVETT	25187	XNNHR
JENNIFER O'DONNELL	25187	XNNRC
MICHAEL LOVETT	25187	XNNRC
DUMP SWEENEY	25187	XNNRH
STOP NORCROSS	25187	XNNRH
MICHAEL LOVETT	25188	XNHFM
MICHAEL LOVETT	25188	XNRRM
JENNIFER O, DONNELL	25188	XNRRM
MIMI HOANG	25189	XNHTJ
RYAN LINHART	25189	XNHTJ
JENNIFER O'DONNELL	25190	XNHFJ
MICHAEL LOVETT	25190	XNHFJ
MICHAEL LOVETT	25191	XNRFH
MICHAEL LOVETT	25191	XNRFJ

CAM_20190604_E

June 4, 2019

**Personal Choice Detail by Political Subdivision
Camden County**

Board of Chosen Freeholders Democratic Vote for Two
--

Political Subdivision: County

Write-in Name	Machine	Voter Tag
JENNIFER O'DONNELL	25192	XNHTC
MICHAEL LOVETT	25192	XNHTC
JENNIFER O'DONNELL	25192	XNNHX
MICHAEL LOVETT	25192	XNNHX
MICHAEL LOVETT	25192	XNRRM
JENNIFER O'DONNELL	25192	XNRRM
JENNIFER-O'DONNELL	25193	XNHFJ
MICHAEL-LOVETT	25193	XNHFJ
MCHAELOVETT	25193	XNHFN
JENNIFER O'DONNELL	25193	XNHFN
MARTIN	25193	XNHTM
JENNIFER O'DONNELL	25193	XNNHR
MICHAEL LOVETT	25193	XNNHR
JENNIERODONNELL	25193	XNRFH
MICHAEL LOVETT	25193	XNRFN
ROLLAND C COUTINHO	25193	XNRFN
MICHAEL LOVETT	25193	XNRMX
JENNIFER O'DONNELL	25193	XNRMX
LOVETT	25195	XNJZT
ODONNELL	25195	XNJZT
JENNIFER O'DONNELL	25196	XNCMH
MICHAEL LOVETT	25196	XNCMH
JENNIFER O'DONNELL	25196	XNHTF
MICHAELY LOVETT	25196	XNHTF
BAMBI	25196	XNNCR
GRITY	25196	XNNCR
JENNIFER O'DONNELL	25196	XNRMX
MICHAEL LOVETT	25196	XNRMX
MICHAEL LOVETT	25197	XNHTN
JENNIFER O'DONNELL	25197	XNHTN
JENNIFER O DONNELL	25197	XNNHR
MICHAEL LOVETT	25197	XNNHR
JENNIFER O'DONNELL	25197	XNRFN
MICHAEL LOVETT	25197	XNRFN
COUTINHO	25198	XNHFH
COUTINHO	25198	XNHFH
MICHAEL-LOVETT	25198	XNNHF
MICHAEL-LOVETT	25198	XNNMF
MICHAEL LOVETT	25198	XNNMZ

CAM_20190604_E

June 4, 2019

**Personal Choice Detail by Political Subdivision
Camden County**

Board of Chosen Freeholders Democratic Vote for Two
--

Political Subdivision: County

Write-in Name	Machine	Voter Tag
MIKE LOVITT	25201	XNHTH
JENNIFER O'DONNELL	25207	XNHTR
JENNIFER O'DONNELL	25208	XNNHT
JENNIFER O'DONNELL	25209	XNHTR
MICHAEL LOVETT	25209	XNHTR
JEROME TAYLOR	25209	XNRRR
JENNIFER O'DONNELL	25209	XNRRR
JENNIFER O'DONNELL	25235	XNHTN
JEROME TAYLOR	25235	XNHTN
MICHAEL LOVETT	25235	XNHTR
JENNIFER O'DONNELL	25235	XNHTR
JEROME TAYLOR	25235	XNNHC
JENNIFER O'DONNELL	25235	XNNHC
MICHAEL LOVETT	25236	XNHTC
JENNIFER O'DONNELL	25236	XNHTC
JEROME TAYLOR	25236	XNHTZ
JENNIFER O'DONNELL	25236	XNHTZ
JENNIFER O'DONNELL	25236	XNRFC
MICHAEL LOVETT	25236	XNRFC
KELLY FRAKE	25251	XNNHZ
FRANKLIN FRAKE	25251	XNNHZ
MICHAEL LOVETT	25257	XNNCC
JENNIFER O'DONNELL	25257	XNNCC
FANNIE LOU HAMER	25262	XNHFC
IDA B. WELLS	25262	XNHFC
VOID	25267	XNHTC
VOID	25267	XNHTC
JENNIFER O'DONNELL	25282	XNHFN
MICHAEL LOVETT	25282	XNHFN
JENNIFER O'DONNELL	25282	XNRFX
MICHAEL LOVETT	25282	XNRFX
BIANCA INGRAM	25294	XNRRM
KYLE INGRAM	25294	XNRRM
ELLIE FUDD	25296	XNNHM
KYLE INGRAM	25299	XNRFN
JENNIFER O'CONNELL	25315	XNRFX
MICHAEL LOVETT	25315	XNRFX
ODONNELL	25320	XNHTN
LOVETT	25320	XNHTN

CAM_20190604_E

June 4, 2019

**Personal Choice Detail by Political Subdivision
Camden County**

Board of Chosen Freeholders Democratic Vote for Two
--

Political Subdivision: County

Write-in Name	Machine	Voter Tag
JENNIFER O'DONNELL	25325	XNHFC
MICHAEL LOVETT	25325	XNHFC
MICHAEL LOVETT	25325	XNNCM
JENNIFER O'DONNELL	25325	XNNCM
JENNIFER O'DONNELL	25325	XNRFH
MICHAEL LOVETT	25325	XNRFH
MICHAEL LOVETT	25326	XNNCN
JENNIFER O'DONNELL	25326	XNRRM
MICHAEL LOVETT	25326	XNRRM
JENNIFER O'DONNELL	25330	XNNHR
MICHAEL LOVETT	25330	XNNHR
MICHAEL LOVETT	25333	XNHTF
JENNIFER O'DONNELL	25333	XNHTF
LOVETT	25341	XNRFN
O'DONNELL	25341	XNRFN
ODONNELL	25345	XNHTC
NANCY-PELOSI	25345	XNNHF
NANCY-PELOSI	25345	XNNHF
MICHAELLOVETT	25346	XNNCJ
JENNIFERODONELL	25346	XNNCJ
JENNIFER-ODONNELL	25346	XNRFN
MICHAEL-LOVETT	25346	XNRFN
MICHAEL LOVETT	25346	XNRMT
JENNIFER O'DONNELL	25346	XNRMT
VEDRA CHANDLER	25360	XNHTT
SEAN BROWN	25360	XNHTT
GIORIA SMITH	25366	XNHFJ
AFI SMITH	25366	XNHFJ
COLLEEN CHATMAN	25366	XNRMF
SARAN CARRINGTON	25366	XNRMF
NOBODY	25378	XNHTN
NO-BODY	25378	XNNRZ
BRO.	25382	XNHFR
NOT COLUMN ONE	25392	XNNHF
MICHAEL LOVETT	25392	XNRFJ
JENNIFER O'DONNELL	25392	XNRFJ
MICHAEL LOVETT	25396	XNNCJ
JENNIFER O'DONNELL	25396	XNNCJ
MICHAEL LOVETT	25397	XNHFC

CAM_20190604_E

June 4, 2019

**Personal Choice Detail by Political Subdivision
Camden County**

Board of Chosen Freeholders Democratic Vote for Two
--

Political Subdivision: County

Write-in Name	Machine	Voter Tag
JENNIFER O'DONNELL	25397	XNHFC
MIKE LOVETT	25397	XNNCM
JENNIFER O'DONNELL	25397	XNNCM
JENNIFER-O'DONNELL	25397	XNRMT
MICHEAL-LOVETT	25397	XNRMT
MICHAEL LOVETT	25401	XNNCH
JENNIFER O'DONNELL	25401	XNNCH
JENNIFERODONNELL	25404	XNNCN
MIKELOVETT	25404	XNNCN
MICHAEL LOVETT	25404	XNNHN
JENIFER O'DONNELL	25404	XNNHN
JENNIFER O'DONNELL	25410	XNRRR
MICHAEL LOVETT	25410	XNRRR
JENNIFER-O'DONNELL	25412	XNHTM
JENNIFER O'DONNELL	25412	XNNHF
MICHAEL LOVETT	25412	XNNHF
SCOTT SOFFEN	25412	XNNHR
BUGGS BUNNY	25412	XNNHR
LOVETT	25412	XNRMT
O'DONNELL	25412	XNRMT
JENNIFER O'DONNELL	25414	XNHFN
MICHAEL LOVETT	25414	XNHFN
LEVITT	25415	XNHFF
O'DONNELL	25415	XNHFF
MCHAEAL-LOVETT	25415	XNNCC
JENNIFER-O'OONNELL	25415	XNNCC
LOVETT	25415	XNRFC
ODONNELL	25415	XNRFC
JENNIFFER-O'DONNELL	25418	XNRMZ
MICHAEL-LOVETT	25418	XNRMZ
BRIAN K EVERETT	25420	XNHTN
ALEX LAW	25420	XNHTN
JENNIFER O'DONNELL	25420	XNNHC
MICHAEL LOVETT	25420	XNNHC
LOVETT	25424	XNHTJ
JENNIFER O'DONNELL	25424	XNHTJ
VIVIENE-DANDE	25424	XNRMZ
JENNIFER O'DONNELL	25434	XNNRN
MICHAEL LOVETT	25434	XNNRN

CAM_20190604_E

June 4, 2019

**Personal Choice Detail by Political Subdivision
Camden County**

Board of Chosen Freeholders Democratic Vote for Two
--

Political Subdivision: County

Write-in Name	Machine	Voter Tag
JENNIFER O'DONNELL	25436	XNHFC
JENNIFER O'DONNELL	25436	XNNMF
MICHAEL LOVETT	25436	XNNMF
JENNIFERODONNELL	25439	XNHFN
MICHAEL-LOVETT	25439	XNHFN
JENNIFER O'DONNELL	25440	XNRMZ
MICHAEL LOVETT	25440	XNRMZ
JENNIFER-ODONNELL	25441	XNHFC
MICHAEL-LOVETT	25441	XNHFC
JENNIFER O'DONNELL	25445	XNNHM
MICHAEL LOVETT	25445	XNNHM
JENNIFER-ODONNELL	25448	XNRMT
MICHAEL-LOVETT	25448	XNRMT
JESSE-MAINWARING	25449	XNCMR
RACHEL-MAINWARING	25449	XNCMR
JENNIFER O DONNELE	25449	XNRFEX
BRYAN EGGERT	25450	XNNCN
JENNIFER O'DONNELL	25450	XNNHF
MICHAEL LOVETT	25450	XNNHF
MARGULIS	25450	XNRMZ
MICHAEL LOVETT	25450	XNRRM
JENNIFER O'DONNELL	25450	XNRRM
JENNIFER O'DONNELL	25451	XNNMN
MICHAEL LOVETT	25451	XNNMN
JENNIFER O'DONNELL	25451	XNRFC
MICHAEL LOVETT	25451	XNRFC
JENNIFER O'DONNELL	25451	XNRMZ
MICHAEL LOVETT	25451	XNRMZ
MICHEAL LOVETT	25454	XNNCN
JENNIFER O'DONNELL	25454	XNNCN
JENNIFER-ODONNELL	25454	XNNHF
MICHAEL-LOVETTE	25454	XNNHF
JENNIFER O'DONNELL	25454	XNNHM
MICHAEL LOVETT	25454	XNNHM
JENNIFER-ODONNELL	25454	XNRFEX
MICHAEL-LOVETT	25454	XNRFEX
MICHAEL LOVETT	25455	XNCMM
JENNIFER O'DONNELL	25455	XNCMM
FREEHOLDERS	25455	XNCMT

CAM_20190604_E

June 4, 2019

**Personal Choice Detail by Political Subdivision
Camden County**

Board of Chosen Freeholders Democratic Vote for Two
--

Political Subdivision: County

Write-in Name	Machine	Voter Tag
MICHAEL LOVETT	25455	XNHFC
JENNIFER O'DONNELL	25455	XNHFC
WILLIAM-JOHNSON	25455	XNHTC
DANIE-MOSS-VELASCO	25455	XNHTC
JENNIFER O'DONNELL	25455	XNNCJ
MICHAEL LOVETT	25455	XNNCJ
JENNIFERODONELL	25455	XNNHF
MICHAELLOVETT	25455	XNNHF
JENNIFER O'DONNELL	25457	XNNMJ
JEROME TAYLOR	25457	XNNMJ
JENNIFER O'DONNELL	25457	XNNRF
MICHAEL LOVETT	25457	XNNRF
ALLISON LACOVARA	25458	XNCMF
VINCENT LACOVARA	25458	XNCMF
JUSTINE ROSE	25458	XNCMN
AARON ROSE	25458	XNCMN
JENNIFER O'DONNELL	25458	XNCRR
MICHAEL LOVETT	25458	XNCRR
MICHAEL LOVETT	25458	XNNCN
JENNIFER O'DONNELL	25458	XNNCN
O-CONNEL	25459	XNNHC
MICHAEL	25475	XNNCH
JENNIFER O'DONNELL	25475	XNNCH
LOVETT	25476	XNHTM
O'DONNELL	25476	XNHTM
JENNIFER O'DONNELL	25478	XNNHX
MICHAEL LOVETT	25478	XNNHX
MICHAEL LOVETT	25481	XNNHN
JENNIFER O'DONNELL	25481	XNNHN
LOVETT, MICHAEL	25484	XNHTR
O'DONNELL, JENNIFER	25484	XNHTR
MICHAEL LOVETT	25484	XNNCH
JENNIFER O'DONNELL	25484	XNNCH
MICHAEL LOVETT	25484	XNRFN
JENNIFER O'DONNELL	25484	XNRFN
MICHAEL LOVETT	25484	XNRMF
JENNIFER O'DONNELL	25484	XNRMF
JENNIFER-ODONNELL	25486	XNNCM
MICHAEL-LOVETT	25486	XNNCM

CAM_20190604_E

June 4, 2019

**Personal Choice Detail by Political Subdivision
Camden County**

Board of Chosen Freeholders Democratic Vote for Two
--

Political Subdivision: County

Write-in Name	Machine	Voter Tag
JENIFER ODONNELL	25487	XNHTT
MICHEAL LOVETT	25487	XNHTT
MICHAEL LOVETT	25488	XNHTM
JENNIFER ODONNELL	25488	XNHTM
JENNIFER-ODONELL	25489	XNRMX
MICHAEL-LOVETT	25489	XNRMX
MICHAEL LOVETT	25491	XNNCC
JENNIFER O'DONNELL	25491	XNNCC
MICHAEL LOVETT	25493	XNHTX
JENNIFER ODONNELL	25493	XNHTX
JENNIFER ODONNELL	25494	XNNCN
MICHAEL LOVETT	25494	XNNCN
JENNIFER ODONNELL	25494	XNNHC
MICHAEL LOVETT	25494	XNNHC
MICHAEL LOVETT	25494	XNRRM
JENNIFER O'DONNELL	25494	XNRRM
JENNIFER O'DONNELL	25499	XNNCN
MICHAEL LOVETT	25499	XNNCN
JENNIFER O DONNELL	25499	XNNHC
MICHAEL LOVETT	25499	XNNHC
JENNIFERODONELL	25500	XNNCN
MIKE LOVETT	25500	XNRMF
JENNIFER ODONNELL	25500	XNRMF
MICHAEL LOVETT	25501	XNNRN
JENNIFER O'DONNELL	25501	XNNRN
JENNIFER O'DONNELL	25507	XNNHR
MICHAEL LOVETT	25507	XNNHR
MICHAEL LOVETT	25509	XNHFC
JENNIFER O'DONNELL	25509	XNHFC
JENNIFER-O'DONNELL	25509	XNRRR
MICHAEL LOVETT	25511	XNHFJ
JENNIFER O'DONNELL	25511	XNHFJ
MICHAEL LOVETT	25511	XNRFH
MICHAEL LOVETT	25513	XNHTF
MICHAEL LOVETT	25513	XNHTT
JENNIFER O'DONNELL	25513	XNHTT
MICHAEL-LOVETT	25513	XNRFN
MICHAEL LOVETT	25515	XNNCN
MICHAEL LOVETT	25515	XNNCN

CAM_20190604_E

June 4, 2019

**Personal Choice Detail by Political Subdivision
Camden County**

Board of Chosen Freeholders Democratic Vote for Two
--

Political Subdivision: County

Write-in Name	Machine	Voter Tag
MICHAEL LOVETT	25516	XNHTN
MICHAEL LOVETT	25516	XNNHN
MICHEAL LOVETT	25516	XNNRR
JENNIFER O'DONNELL	25516	XNNRR
JENNIFER O'DONNELL	25518	XNHTN
MICHAEL LOVETT	25518	XNHTN
HEATHER MARTIN	25518	XNNCC
ROLLAND COUTINHO	25518	XNNCC
JENNIFER O'DONNELL	25518	XNNCJ
MICHAEL LOVETT	25518	XNNCJ
JENNIFER O'DONNELL	25518	XNNHN
MICHAEL LOVETT	25518	XNNHN
JENNIFER O'DONNELL	25518	XNRFH
MICHAEL LOVETT	25518	XNRFH
JENNIFER O'DONNELL	25518	XNRMT
MICHAEL LOVETT	25518	XNRMT
JENNIFER O'DONNELL	25518	XNRRR
MICHAEL LOVETT	25518	XNRRR
JENNIFER O'DONNELL	25519	XNNCH
MICHAEL LOVETT	25519	XNNCH
JENNIFER O'DONNELL	25520	XNNHC
MICHAEL LOVETT	25520	XNNHC
JENNIFER O'DONNELL	25521	XNCHF
MICHAEL LOVETT	25521	XNCHF
JENNIFER O'DONNELL	25521	XNCRM
MICHAEL LOVETT	25521	XNCRM
JENNIFER O'DONNELL	25521	XNNRF
MICHAEL LOVETT	25521	XNNRF
JENNIFER O'DONNELL	25522	XNNHH
MICHAEL LOVETT	25522	XNNHH
MICHAEL LOVETT	25522	XNNHX
JENNIFER O'DONNDLL	25522	XNRMZ
MICHAEL LOVETT	25522	XNRMZ
MICHAEL LOVETT	25523	XNCMX
MICHAEL LOVETT	25523	XNNHZ
MICHAEL LOVETT	25523	XNNMJ
MICHAEL LOVETT	25523	XNRMT
ROSS ANGILELLA	25526	XNCRR
GRITTY	25528	XNRFEX

CAM_20190604_E

June 4, 2019

**Personal Choice Detail by Political Subdivision
Camden County**

Board of Chosen Freeholders Democratic Vote for Two
--

Political Subdivision: County

Write-in Name	Machine	Voter Tag
JENNIFER-ODONNELL	25533	XNHTF
JEROME TAYLOR	25534	XNRFN
JENNIFER O'DONNELL	25534	XNRFN
JENNIFER O'DONNELL	25537	XNNCR
MICHAEL LOVETT	25537	XNNCR
JENNIFER O'DONNELL	25537	XNNHZ
MICHAEL LOVETT	25537	XNNHZ
JENNIFER O'DONNELL	25539	XNRRR
MICHAEL LOVETT	25539	XNRRR
FELICIA MASON	25546	XNNMN
BENJAMIN PERLOFF	25547	XNRRR
JENNIFER	25549	XNRFN
MICHAEL LOVETT	25549	XNRFN
JENNIFER O'DONNELL	25562	XNNCM
MICHAEL LOVETT	25562	XNNCM
JENNIFER O'DONNELL	25562	XNNHX
JENNIFER O'DONNELL	25565	XNNCC
MICHAEL LOVETT	25565	XNNCC
ODONNELL	25567	XNRFN
MICHAEL LOVETT	25568	XNHTF
FRED BARTLING	25568	XNNCH
JENNIFER O'DONNELL	25568	XNNMX
MICHAEL LOVETT	25568	XNNMX
JENNIFER O'DONNELL	25568	XNNRR
MICHAEL LOVETT	25568	XNNRR
JENNIFER O'DONNELL	25569	XNNCJ
MICHAEL LOVETT	25569	XNNCJ
JENNA VOLOSIN	25569	XNRFX
JASON VOLOSIN	25569	XNRFX
LOVETT	25570	XNNHM
ODONNELL	25570	XNNHM
CHRISTIAN MCGARRY	25584	XNNHX
CHRISTIAN MCGARRY	25584	XNNHX
ROBERT GIOSA	25602	XNNMN
ROBERT GIOSA	25602	XNNMN
JENNIFER-O'DONNELL	25613	XNNCC
MICHAEL-LOVETT	25613	XNNCC
JENNIFER O'DONNELL	25622	XNNHF
MICHAEL LOVETT	25622	XNNHF

CAM_20190604_E

June 4, 2019

**Personal Choice Detail by Political Subdivision
Camden County**

Board of Chosen Freeholders Democratic Vote for Two
--

Political Subdivision: County

Write-in Name	Machine	Voter Tag
KYLE INGRAM	25624	XNRFN
JENNIFER O'DONNELL	25640	XNHFR
MICHAEL LOVETT	25640	XNHFR
JENNIFER O'DONNELL	25645	XNNCN
MICHAEL LOVETT	25645	XNNCN
KARL WALKO	25653	XNRRM
FRANCIS PALLANTE	25653	XNRRM
JENNIFER O'DONNELL	25654	XNCJH
MICHAEL LOVETT	25654	XNCJH
JENNIFER O'DONNELL	25659	XNCRM
MICHAEL LOVETT	25659	XNCRM
JOSE ZARAZUA	25670	XNNCJ
ALYSSA GRANATO	25670	XNNCJ
CLAIRE GUSTAFSON	25674	XNHTM
NICOLE NANDE	25674	XNHTM
GUSTAFSON	25674	XNRMF
KAREN-MILLER	25683	XNHTX
CLYDE-COOK	25683	XNHTX
KAREN MILLER	25683	XNRMF
CLYDE COOK	25683	XNRMF
JEFF-GOODWIN	25685	XNCMC
VERONICA-TUCKER	25685	XNCMC
KAREN MILLER	25685	XNRFC
CLYDE COOK	25685	XNRFC
CLYDE COOK	25685	XNRFN
CLYDE COOK	25685	XNRFN
CLYDE COOK	25685	XNRMZ
E.JULIAN JORDAN III	25689	XNHFM
JENNIFER O'DONNELL	25696	XNRMT
MICHAEL LOVETT	25696	XNRMT
KYLE NASH	25699	XNRRR
JAMES R DILORETO	25743	XNRRM
MICHAEL LOVETT	25766	XNNHT
JENNIFER O'DONNELL	25766	XNNHT
JENNIFER-O'DONNELL	25766	XNRMT
MICHAEL-LOVETT	25766	XNRMT

CAM_20190604_E

June 4, 2019

**Personal Choice Detail by Political Subdivision
Camden County**

**Audubon Boro County Committee Man
Democratic
Vote For Four**

Political Subdivision: Audubon Boro

Write-in Name	Machine	Voter Tag
SCOTT BEALS	25002	XNCMZ
PENN REAGAN	25002	XNCMZ
PAT MOONEY	25002	XNCMZ
STEPHEN WILSON	25002	XNCMZ
STEPHEN WILSON	25330	XNNHR
PAT MOONEY	25330	XNNHR
BOB LAW	25330	XNNHR
JOHN W LAKE	25330	XNRFH
ROB WITTMAN	25331	XNHTN

**Audubon Boro County Committee Woman
Democratic
Vote For Four**

Political Subdivision: Audubon Boro

Write-in Name	Machine	Voter Tag
TAMARA CHRISTENSON	25002	XNCMZ
NICOLE POPONI	25002	XNCMZ
JILL MCCLENNEN	25002	XNCMZ
COURTNEY BURKE-COADY	25002	XNCMZ
GWENNE BAILE	25006	XNNCN
JULIA MOONEY	25330	XNNHR
JILL MCCLENNEN	25330	XNNHR

**Camden City Ward 1 Council
Democratic
Vote for One**

Political Subdivision: Camden City W1

Write-in Name	Machine	Voter Tag
ROBERT FOBELL	25365	XNHFJ

**General Assembly 4th District
Republican
Vote for Two**

Political Subdivision: Legislative Dist 4

Write-in Name	Machine	Voter Tag
REESE	25147	XNRMF
GILCH	25147	XNRMF
MICHAEL ARCAROLI	25151	XNHTN
VOID	25157	XNHFH

CAM_20190604_E

June 4, 2019

**Personal Choice Detail by Political Subdivision
Camden County**

**General Assembly 4th District
Republican
Vote for Two**

Political Subdivision: Legislative Dist 4

Write-in Name	Machine	Voter Tag
VOID	25165	XNNHC
STEPHEN PAKADONNI	25493	XNRFC

**County Clerk
Republican
Vote for One**

Political Subdivision: County

Write-in Name	Machine	Voter Tag
OBAMA	25033	XNNMJ
ANTHONY DECUZZI	25085	XNRFJ
RIPA	25119	XNNHR
THOMAS BOLAND	25132	XNRMT
RIPA	25135	XNHFJ
MICKEY-MQUSE	25135	XNRFJ
SWEET	25147	XNRMF
ILISE FEITSHANS	25201	XNNCR
DANIEL F RILEY	25201	XNRFJ
MOHAMMAD KABIR	25367	XNNHF
NO	25432	XNNHN
JOSEPH RIPA	25438	XNNHH
MICHAEL SKABLA	25518	XNCMF

**Board of Chosen Freeholders UNEX
Republican
Vote For One**

Political Subdivision: County

Write-in Name	Machine	Voter Tag
BEYONCE	25033	XNNMJ
ADOLF HITLER	25085	XNRFJ
RODRIGUEZ	25135	XNHFJ
ILISE FEITSHANS	25201	XNNCR
VOID	25355	XNNCM
NO	25432	XNNHN
LILLIAN SKABLA	25518	XNCMF
MICHAEL LOVETT	25652	XNHTT

CAM_20190604_E

June 4, 2019

**Personal Choice Detail by Political Subdivision
Camden County**

**Board of Chosen Freeholders
Republican
Vote for Two**

Political Subdivision: County

Write-in Name	Machine	Voter Tag
MICHELLE	25033	XNNMJ
KELLY	25033	XNNMJ
KEASHEN	25135	XNHFJ
SWEET	25148	XNNRN
JENNIFERODNELL	25165	XNNCR
BRUCE SPRINGSTEIN	25182	XNNCJ
ILISE FEITSHANS	25201	XNNCR
MICHAEL MYLES	25325	XNHTC
NO	25432	XNNHN
NO	25432	XNNHN
JAMES-BRESCH	25517	XNNHH
RODRIGUEZ	25538	XNRMF

**Camden City Ward 1 Council
Republican
Vote for One**

Political Subdivision: Camden City W1

Write-in Name	Machine	Voter Tag
MARCUS	25033	XNNMJ

**General Assembly 5th District
Democratic
Vote for Two**

Political Subdivision: Legislative Dist 5

Write-in Name	Machine	Voter Tag
LORI CONLEY	25004	XNRMZ
ALEXIS MIKOLAITIS	25030	XNNHX
JOSEPH MIKOLAITIS II	25030	XNNHX
VOID	25032	XNRMF
BUZZ LIGHTYEAR	25035	XNNHM
MICKEY MOUSE	25035	XNNHM
E. JULIAN JORDAN	25035	XNRMZ
DANIE MOSS-VELASCO	25035	XNRMZ
ELTON CUSTIS	25042	XNHTM
ELTON CUSTIS	25042	XNHTM
FODAY KARGBO	25042	XNNCH
ANDREW	25042	XNRRR
ANDREE SELBY	25042	XNRRR
AYINDE MERRILL	25053	XNNHZ

CAM_20190604_E

June 4, 2019

**Personal Choice Detail by Political Subdivision
Camden County**

**General Assembly 5th District
Democratic
Vote for Two**

Political Subdivision: Legislative Dist 5

Write-in Name	Machine	Voter Tag
JORDAN MERRILL	25053	XNNHZ
AASIM-JOHNSON	25070	XNNHM
STEVE	25138	XNHTJ
PATRICK HAGAN	25139	XNNHR
TOM-KNOCKE	25143	XNRMT
SHAWN CALLAHAN	25281	XNHFC
SEAN TIGHE	25281	XNHFC
EO WHITE	25281	XNNMT
VOID	25326	XNNHC
KUSH	25337	XNHTX
ALEXANDRIA MCCORMICK	25338	XNRMT
STEVEN TETI	25338	XNRMT
MOSS-VELASCO	25341	XNRFN
JORDAN,III	25341	XNRFN
NANCY-PELOSI	25345	XNNHF
NANCY-PELOSI	25345	XNNHF
SEAN BROWN	25360	XNHFH
SHEILAH GREEN	25366	XNHFJ
COLLEEN CHATMAN	25366	XNRMF
SARAN CARRINGTON	25366	XNRMF
SMITH	25369	XNHTJ
SMITH	25369	XNHTJ
GEORGES BOY	25378	XNHTN
BOOKERS	25378	XNHTN
JAY F. BROPHY	25469	XNHFC
JOHN P. SCHMIDT	25469	XNHFC
FELICIA MASON	25546	XNNMN
AMES EFFERSON	25566	XNHTJ
ROBERT	25602	XNNMN
CLYDE COOK	25683	XNCRM
WILLIAMSPERMAN	25683	XNNCM
FATHER JOSEPH GANIEL	25686	XNNMF
MONSIGNOR JOSEPH PAKUSA	25686	XNNMF
JAMES R DILORETO	25743	XNRRM

CAM_20190604_E

June 4, 2019

**Personal Choice Detail by Political Subdivision
Camden County**

**General Assembly 5th District
Republican
Vote for Two**

Political Subdivision: Legislative Dist 5

Write-in Name	Machine	Voter Tag
TERRY	25033	XNNMJ
VOID	25144	XNNCC
SQUIDWARD	25336	XNRRR
NICK FOLES	25336	XNRRR

**Camden City Ward 2 Council
Republican
Vote for One**

Political Subdivision: Camden City W2

Write-in Name	Machine	Voter Tag
THEO SPENCER	25367	XNNHF

**General Assembly 6th District
Democratic
Vote for Two**

Political Subdivision: Legislative Dist 6

Write-in Name	Machine	Voter Tag
STEVE FRETT	25072	XNRRM
DONALD TRUMP	25072	XNRRM
CHANI BLACKSTEIN	25079	XNNHX
MICKEYMOUSE	25094	XNRFC
PEPEKIAPLUCINSKI----	25099	XNRFC
DAN REGANATA	25100	XNNCN
VOID	25101	XNNCM
DONALD-TRUMP	25117	XNNHH
MINDY-LEHER	25131	XNJTH
ANY BODY ELSE	25186	XNHTJ
MOSS-VELASCO	25209	XNRMZ
VOID	25258	XNHTF
VOID	25258	XNHTR
VOID	25267	XNHTC
VOID	25267	XNHTC
ELMER FUDD	25296	XNNHM
GINA M WINTERS	25408	XNHFR
JOHN CORZINE	25448	XNNCM
KERRY OCONNOR	25520	XNNMZ
MICHAEL LOVETT	25568	XNHTF
MICHAEL LOVETT	25568	XNHTF
ROURKE DECKER	25612	XNHTR

CAM_20190604_E

June 4, 2019

**Personal Choice Detail by Political Subdivision
Camden County**

**General Assembly 6th District
Democratic
Vote for Two**

Political Subdivision: Legislative Dist 6

Write-in Name	Machine	Voter Tag
VOID	25618	XNNCJ
STUART PLATT	25618	XNNHX
MARIO DINATALE	25618	XNNHX

**Barrington Mayor
Democratic
Vote for One**

Political Subdivision: Barrington

Write-in Name	Machine	Voter Tag
KIRK POPIOLEK	25011	XNHFN
JASON HOUCK	25334	XNHFN
STEVEN TETI	25338	XNRMT
JOHN RINK	25338	XNRRR

**Barrington Council
Democratic
Vote for Two**

Political Subdivision: Barrington

Write-in Name	Machine	Voter Tag
STEVEN TETI	25338	XNRMT
ALEXANDRIA MCCORMICK	25338	XNRMT
JARED PIZZARO	25338	XNRMX
CASEY MCALEER	25338	XNRMX

**Barrington County Committee Man
Democratic
Vote for Three**

Political Subdivision: Barrington

Write-in Name	Machine	Voter Tag
VOID	25012	XNRMF
NO NORCROSS PUPPETS	25338	XNRMX

**Camden City Ward 3 Council
Democratic
Vote for One**

Political Subdivision: Camden City W3

Write-in Name	Machine	Voter Tag
THOMAS-RAPAKI	25378	XNNRZ

CAM_20190604_E

June 4, 2019

**Personal Choice Detail by Political Subdivision
Camden County**

**General Assembly 6th District
Republican
Vote for Two**

Political Subdivision: Legislative Dist 6

Write-in Name	Machine	Voter Tag
DON TRUMP	25089	XNNHZ
ROONEY,MATT	25130	XNCMT
LAMPITT	25135	XNHFJ
GREEWALD	25135	XNHFJ
HOWARD-STERN	25197	XNHTM
DANIEL F RILEY	25201	XNRFJ
DANIEL F RILEY	25201	XNRFJ
CHESTER-HICKS	25236	XNRMF
MICKEY	25255	XNHTR
VOID	25265	XNNHF
STEPHEN-V-GAGLIARDI	25288	XNHTR
ROBERT SUNSTROM	25294	XNHFJ
VOID	25414	XNHFM
ASHLEY J CAMERON	25418	XNHFN
VOID	25430	XNRFX
NO	25432	XNNHN
NO	25432	XNNHN
PAMELA LAMPITT	25438	XNNHH
LOUIS GREENWALD	25438	XNNHH
VOID	25458	XNHFF
VOID	25512	XNRFJ
MICHAEL LOVETT	25512	XNRMF
SAMUEL F. CARNEY	25583	XNRMF
FLEENG-QTES	25584	XNNHM

**Barrington Mayor
Republican
Vote for One**

Political Subdivision: Barrington

Write-in Name	Machine	Voter Tag
LIAM SCHRAMM	25009	XNHTN
MATT KALISS	25009	XNNHF
RYAN MONAHAN	25009	XNRFX
JASON HOUCK	25011	XNRFX
JOSEPH R KOERNER, JR	25335	XNNCR
JARED BOLLING	25335	XNRMF

CAM_20190604_E

June 4, 2019

**Personal Choice Detail by Political Subdivision
Camden County**

**Barrington Council
Republican
Vote for Two**

Political Subdivision: Barrington

Write-in Name	Machine	Voter Tag
RICHARD CAIRO	25009	XNHTN
RYAN MONAHAN	25009	XNRFJ
JARED BOLLING	25335	XNRMF
JON BISOM	25337	XNHTJ

**General Assembly 8th District
Democratic
Vote for Two**

Political Subdivision: Legislative Dist 8

Write-in Name	Machine	Voter Tag
NO	25021	XNHTC
JUSTINE MARIE SHUEY	25311	XNHTJ
VOID	25702	XNHTR

**Bellmawr Council
Democratic
Vote for Two**

Political Subdivision: Bellmawr

Write-in Name	Machine	Voter Tag
LOVETT	25345	XNHTC
JANINE SWOOPE	25345	XNHTN

**Bellmawr County Committee Man
Democratic
Vote for Six**

Political Subdivision: Bellmawr

Write-in Name	Machine	Voter Tag
JASON HIGINS	25017	XNHTM

**Camden City Ward 4 Council
Democratic
Vote for One**

Political Subdivision: Camden City W4

Write-in Name	Machine	Voter Tag
LUIS GAITAN	25392	XNNHF
LUIS GAITAN	25392	XNRFJ

CAM_20190604_E

June 4, 2019

**Personal Choice Detail by Political Subdivision
Camden County**

**Berlin Boro Mayor
Democratic
Vote for One**

Political Subdivision: Berlin Boro

Write-in Name	Machine	Voter Tag
FIREWORKS	25021	XNHTC
FIREWORKSWINKWINKRICK	25346	XNNCJ

**Berlin Boro Council
Democratic
Vote for Two**

Political Subdivision: Berlin Boro

Write-in Name	Machine	Voter Tag
NO FRACKEN	25021	XNHTC
FIX FRANKLIN SWHP	25021	XNHTC
KAREN MARINER	25022	XNHTX
WILLISMELLGASINMYWATER	25346	XNNCJ

**Gloucester City Ward 1 County Committee Woman
Democratic
Vote for Two**

Political Subdivision: Gloucester City W1

Write-in Name	Machine	Voter Tag
RSTU	25138	XNHTJ

**Berlin Boro Mayor
Republican
Vote for One**

Political Subdivision: Berlin Boro

Write-in Name	Machine	Voter Tag
RYAN THOMAS PETERS	25024	XNHFR
JOSEPH FOCHI	25024	XNRFC
JOSEPH FOCHI	25024	XNRFY
CARLWCANFIELDJR	25349	XNHTX
RICK MILLER	25349	XNNCM
ABC	25349	XNNCN

**Berlin Boro Council
Republican
Vote for Two**

Political Subdivision: Berlin Boro

Write-in Name	Machine	Voter Tag
CARLWCANFIELDJR	25349	XNHTX
JIM PEARCE	25349	XNNCM

CAM_20190604_E

June 4, 2019

**Personal Choice Detail by Political Subdivision
Camden County**

**Berlin Boro Council
Republican
Vote for Two**

Political Subdivision: Berlin Boro

Write-in Name	Machine	Voter Tag
ANDY SIMONE	25349	XNNCM

**Gloucester City Ward 2 County Committee Man
Democratic
Vote for Two**

Political Subdivision: Gloucester City W2

Write-in Name	Machine	Voter Tag
JAMES R DILORETO	25743	XNRRM

**Gloucester City Ward 2 County Committee Woman
Democratic
Vote for Two**

Political Subdivision: Gloucester City W2

Write-in Name	Machine	Voter Tag
MOKEY DILORETO	25743	XNRRM

**Berlin Twp Council
Republican
Vote for Two**

Political Subdivision: Berlin Twp

Write-in Name	Machine	Voter Tag
DANIEL NEEL	25026	XNHTZ
KEITH B TODD	25351	XNNMX
LARRY STETTLER	25354	XNRFY

**Brooklawn Council
Democratic
Vote for Two**

Political Subdivision: Brooklawn

Write-in Name	Machine	Voter Tag
JOSEPH MIKOLAITIS II	25030	XNNHX
ALEXIS MIKOLAITIS	25030	XNNHX

**Brooklawn County Committee Man
Democratic
Vote for One**

Political Subdivision: Brooklawn

Write-in Name	Machine	Voter Tag
JOSEPH MIKOLAITIS II	25030	XNNHX

CAM_20190604_E

June 4, 2019

**Personal Choice Detail by Political Subdivision
Camden County**

Brooklawn County Committee Man
Democratic
Vote for One

Political Subdivision: Brooklawn

Write-in Name	Machine	Voter Tag
E. NORMA STITZ	25030	XNRMZ

Brooklawn County Committee Woman
Democratic
Vote for One

Political Subdivision: Brooklawn

Write-in Name	Machine	Voter Tag
ALEXIS MIKOLAITIS	25030	XNNHX
VOID	25355	XNHTJ

Gloucester City Ward 3 County Committee Woman
Democratic
Vote for Two

Political Subdivision: Gloucester City W3

Write-in Name	Machine	Voter Tag
KELLIE FERRY	25469	XNHFC

Brooklawn Council
Republican
Vote for Two

Political Subdivision: Brooklawn

Write-in Name	Machine	Voter Tag
WILLIAM KINDER III	25355	XNHTT

Cherry Hill Mayor
Democratic
Vote for One

Political Subdivision: Cherry Hill

Write-in Name	Machine	Voter Tag
JOHNPAPEIKA	25098	XNHTX
DAN REGANATA	25100	XNNCN

Cherry Hill Council
Democratic
Vote for Three

Political Subdivision: Cherry Hill

Write-in Name	Machine	Voter Tag
STEVEN DAMBROSIO	25091	XNCMJ
VOID	25099	XNHTR

CAM_20190604_E

June 4, 2019

**Personal Choice Detail by Political Subdivision
Camden County**

**Cherry Hill Council
Democratic
Vote for Three**

Political Subdivision: Cherry Hill

Write-in Name	Machine	Voter Tag
KATHY REGANATA	25100	XNNCN
DAN REGANATA	25100	XNNCN
SHANIN GROSS	25435	XNNHF

**Cherry Hill Mayor
Republican
Vote for One**

Political Subdivision: Cherry Hill

Write-in Name	Machine	Voter Tag
ROBERT DECUZZI	25085	XNRFJ
NO	25432	XNNHN

**Cherry Hill Council
Republican
Vote for Three**

Political Subdivision: Cherry Hill

Write-in Name	Machine	Voter Tag
TYLER WILDE	25103	XNNCR
VOID	25413	XNRMX
NO	25432	XNNHN
NO	25432	XNNHN
NO	25432	XNNHN

**Chesilhurst Council
Democratic
Vote for Two**

Political Subdivision: Chesilhurst

Write-in Name	Machine	Voter Tag
ROCHELLE PARKS	25119	XNNHF
ROCHELLE PARKS	25119	XNNRR
ROCHELLE PARKS	25119	XNRFN
ROCHELLE PARKS	25444	XNCRH
ROCHELLE PARKS	25444	XNHTN
ROCHELLE PARKS	25444	XNHTR
ROCHELLE PARKS	25444	XNHTZ
ROCHELLE PARKS	25444	XNJTJ
ROCHELLE PARKS	25444	XNNHZ
ROCHELLE PARKS	25444	XNNRM
ROCHELLE PARKS	25444	XNRFH

CAM_20190604_E

June 4, 2019

**Personal Choice Detail by Political Subdivision
Camden County**

**Chesilhurst Council
Democratic
Vote for Two**

Political Subdivision: Chesilhurst

Write-in Name	Machine	Voter Tag
ROCHELLEPARKS	25444	XNRFJ

**Chesilhurst Mayor
Republican
Vote for One**

Political Subdivision: Chesilhurst

Write-in Name	Machine	Voter Tag
KAREN	25119	XNHTX
ODOM-GARNETT	25119	XNNHR
ODOM-GARNETT	25444	XNCCJ

**Chesilhurst Council
Republican
Vote for Two**

Political Subdivision: Chesilhurst

Write-in Name	Machine	Voter Tag
MONICA HOLMES	25444	XNCCJ

**Clementon Mayor
Republican
Vote for One**

Political Subdivision: Clementon

Write-in Name	Machine	Voter Tag
KETH CYBULSKI	25121	XNRMF
JOANNE SMITH	25447	XNRFC

**Clementon Council
Republican
Vote for Two**

Political Subdivision: Clementon

Write-in Name	Machine	Voter Tag
AMARJIT	25120	XNNHM

**Gibbsboro Mayor
Democratic
Vote for One**

Political Subdivision: Gibbsboro

Write-in Name	Machine	Voter Tag
ELLENEAGAN	25135	XNHTR

CAM_20190604_E

June 4, 2019

**Personal Choice Detail by Political Subdivision
Camden County**

**Gibbsboro Mayor
Democratic
Vote for One**

Political Subdivision: Gibbsboro

Write-in Name	Machine	Voter Tag
DAN KEASHEN	25461	XNRFC

**Gibbsboro Council
Democratic
Vote for Two**

Political Subdivision: Gibbsboro

Write-in Name	Machine	Voter Tag
KERRY MOHRIEN	25461	XNRFC

**Gibbsboro County Committee Woman
Democratic
Vote for One**

Political Subdivision: Gibbsboro

Write-in Name	Machine	Voter Tag
MARYANN-PROCAJLO	25135	XNHTJ
ELLEN'EAGAN	25135	XNHTR
HAILEY COLLIER	25135	XNRMT
HAILEYCOLLIER	25136	XNHFN
HAILEY COLLIER	25136	XNHTJ
HAILEY COLLIER	25136	XNHTN
MARYANN PROCAJLO	25460	XNNHZ
HAILEY COLLIER	25461	XNRFC
HAILEY COLLIER	25461	XNRMZ

**Gloucester City Council At Large
Democratic
Vote For Three**

Political Subdivision: Gloucester City

Write-in Name	Machine	Voter Tag
PAT HAGAN	25139	XNNHR
EDWARD GLASSMAN	25469	XNHFC
CHARLES BILLINGHAM	25469	XNHFC
JAMES R DILORETO	25743	XNRRM

CAM_20190604_E

June 4, 2019

**Personal Choice Detail by Political Subdivision
Camden County**

**Gloucester Twp Council
Democratic
Vote for Four**

Political Subdivision: Gloucester Twp

Write-in Name	Machine	Voter Tag
STACI WENGER	25147	XNHTJ
EDWARD JANKOWSKI	25147	XNNHM
DAVID JOHNSON	25148	XNCCT
JUDITH A JONES	25160	XNRRR
XXX	25165	XNHFN
XXX	25165	XNHFN
XXX	25165	XNHFN
SWEET	25165	XNNHH
JOSEPH ALLEN	25176	XNHTJ
JASON POLINSKY	25176	XNNCN
JENN O'DONNELL	25180	XNHFN
VOID	25475	XNHTF
SEAN HENGST	25484	XNRFN
SEAN HENGST	25484	XNRMF
SEAN HENGST	25488	XNHTM
JENNIFER O DONNEL	25488	XNRFH
LOVETT	25489	XNRFC
JASON-POLINSKY	25501	XNNHT
MICKEY MOUSE	25507	XNNHR
JENNIFER O'DONELL	25767	XNRRR

**Gloucester Twp Council
Republican
Vote for Four**

Political Subdivision: Gloucester Twp

Write-in Name	Machine	Voter Tag
REESE	25148	XNNRN
GILCH	25148	XNNRN
BOB STAVOLA	25150	XNRMX
AMANDA WARD	25150	XNRMX
MICHAEL ROACH	25154	XNHTX
MIKE EHRIE	25154	XNRMZ
MICHAEL JAMES EHRIE	25154	XNRMZ
DIANE NAFIS	25156	XNNMZ
SAM SWEET	25160	XNNCN
LINDA GILCH	25160	XNNCN
ELLEN REESE	25160	XNNCN
KEVIN DILKS	25161	XNHTJ
JOHN SMITH	25182	XNNCJ

CAM_20190604_E

June 4, 2019

**Personal Choice Detail by Political Subdivision
Camden County**

**Gloucester Twp Council
Republican
Vote for Four**

Political Subdivision: Gloucester Twp

Write-in Name	Machine	Voter Tag
BRUCE SPRINGSTEIN	25182	XNNCJ
SAM SWEET	25184	XNNHN
JEN O'DONNELL	25184	XNNHN
PRISCILLA PEREZ	25472	XNHTX
PRISCILLA PEREZ	25472	XNHTX
DIANE NAFIS	25481	XNCMN
VOID	25481	XNNHR

**Haddonfield County Committee Man
Democratic
Vote for Six**

Political Subdivision: Haddonfield

Write-in Name	Machine	Voter Tag
WILLIAM H TUCKER	25527	XNHTN
OUT W GEORGE	25527	XNHTN

**Haddon Heights County Committee Man
Democratic
Vote for Four**

Political Subdivision: Haddon Heights

Write-in Name	Machine	Voter Tag
BEN MAHER	25537	XNRFX

**Hi-Nella County Committee Woman
Democratic
Vote for One**

Political Subdivision: Hi-Nella

Write-in Name	Machine	Voter Tag
VOID	25542	XNHTZ

**Laurel Springs Mayor
Democratic
Vote for One**

Political Subdivision: Laurel Springs

Write-in Name	Machine	Voter Tag
BRIAN HOFACKER	25218	XNHTR

CAM_20190604_E

June 4, 2019

**Personal Choice Detail by Political Subdivision
Camden County**

Laurel Springs Mayor
Republican
Vote for One

Political Subdivision: Laurel Springs

Write-in Name	Machine	Voter Tag
DANIEL BURKE	25219	XNNCC
ELEANORFOLEYERMEL	25544	XNHTM

Laurel Springs Council
Republican
Vote for Two

Political Subdivision: Laurel Springs

Write-in Name	Machine	Voter Tag
DANIEL BURKE	25219	XNNCC
DANIEL	25219	XNNCC

Lawnside Council
Democratic
Vote for Two

Political Subdivision: Lawnside

Write-in Name	Machine	Voter Tag
DIANE RAYSOR	25221	XNNCC
JOEY MORRIS	25545	XNHTT
FELICIA MASON	25546	XNNMN

Lawnside County Committee Woman
Democratic
Vote for Three

Political Subdivision: Lawnside

Write-in Name	Machine	Voter Tag
FELICIA MASON	25546	XNNMN
FELICIA MASON	25546	XNNMN
FEICIA MASON	25546	XNNMN

Lindenwold Mayor
Democratic
Vote for One

Political Subdivision: Lindenwold

Write-in Name	Machine	Voter Tag
TREVOR-SHAW	25222	XNRRM
JOHN WOLICK	25230	XNHTM
BENJAMIN PERLOFF	25547	XNRRR
CARLTON	25550	XNNRX

CAM_20190604_E

June 4, 2019

**Personal Choice Detail by Political Subdivision
Camden County**

**Lindenwold Council
Democratic
Vote for Two**

Political Subdivision: Lindenwold

Write-in Name	Machine	Voter Tag
RON-BURROWS	25222	XNRRM
BENJAMIN PERLOFF	25547	XNRRR
SWEET	25549	XNRFN
GLITCH	25549	XNRFN

**Lindenwold Mayor
Republican
Vote for One**

Political Subdivision: Lindenwold

Write-in Name	Machine	Voter Tag
JOSEPH DACCIAIO	25223	XNHTN
TROYBISHOP	25224	XNHFM
JOE DACCIAIO	25224	XNHTX
TROY BISHOP	25224	XNRFJ
ANDRE MCKOY	25228	XNNCM
JOE DACCIAIO	25229	XNNHT
JOSEPH DACCIAIO	25548	XNRFC
JOE DACCIAIO	25552	XNNCN
JOSEPH BACCIAIO	25555	XNHTZ
ANDREW SMITH	25555	XNRMT

**Lindenwold Council
Republican
Vote for Two**

Political Subdivision: Lindenwold

Write-in Name	Machine	Voter Tag
JOSEPH HAMMELL	25223	XNHTN
BEAU MILLER	25224	XNNCN
ANDRE MCKOY	25228	XNNCM
ANDRE MCKOY	25228	XNNCM
HARAMSE	25230	XNNCH
JOSEPH HAMMELL	25548	XNRFC
JOE HAMELL	25552	XNNCN
JOSEPH RAMMELL	25555	XNHTZ

CAM_20190604_E

June 4, 2019

**Personal Choice Detail by Political Subdivision
Camden County**

**Merchantville County Committee Man
Democratic
Vote for Two**

Political Subdivision: Merchantville

Write-in Name	Machine	Voter Tag
MICHAEL LOVETT	25561	XNNCC

**Merchantville County Committee Woman
Democratic
Vote for Two**

Political Subdivision: Merchantville

Write-in Name	Machine	Voter Tag
JENNIFER O'DONNELL	25561	XNNCC

**Mt Ephraim County Committee Man
Democratic
Vote for Three**

Political Subdivision: Mt Ephraim

Write-in Name	Machine	Voter Tag
MICHAEL LOVETT	25565	XNRMX

**Mt Ephraim County Committee Woman
Democratic
Vote for Three**

Political Subdivision: Mt Ephraim

Write-in Name	Machine	Voter Tag
JENNIFER O'DONNELL	25565	XNRMX

**Oaklyn Mayor
Democratic
Vote for One**

Political Subdivision: Oaklyn

Write-in Name	Machine	Voter Tag
ELIZABETH BENNETT	25242	XNHTJ
AIEX BILICKI	25244	XNNCJ
BOB FORBES	25245	XNHTT
TIM OMALLEY	25567	XNRMX
DIRT WOLF	25569	XNCMT
JENNA VOLOSIN	25569	XNRFX
BOB FORBES	25570	XNHTM

CAM_20190604_E

June 4, 2019

**Personal Choice Detail by Political Subdivision
Camden County**

**Oaklyn Council
Democratic
Vote for Two**

Political Subdivision: Oaklyn

Write-in Name	Machine	Voter Tag
DAN KASTIN	25244	XNNCJ
NO	25569	XNCMT
JENNA VOLOSIN	25569	XNRFY
JASON VOLOSIN	25569	XNRFY

**Oaklyn County Committee Woman
Democratic
Vote for Two**

Political Subdivision: Oaklyn

Write-in Name	Machine	Voter Tag
SOMEONE ELSE	25569	XNCMT
ANY	25569	XNCMT

**Oaklyn Mayor
Republican
Vote for One**

Political Subdivision: Oaklyn

Write-in Name	Machine	Voter Tag
NICK FOLES	25568	XNRMT

**Oaklyn Council
Republican
Vote for Two**

Political Subdivision: Oaklyn

Write-in Name	Machine	Voter Tag
ERIC LINDROS	25568	XNRMT
CHASE UTLEY	25568	XNRMT

**Pennsauken Twp. Committee
Democratic
Vote for One**

Political Subdivision: Pennsauken

Write-in Name	Machine	Voter Tag
FRANKLIN FRAKE	25251	XNNHZ
FRANKLIN FRAKE	25251	XNNRX
RACHEL TURNER	25263	XNHTM
A CAMPAIGNER	25264	XNHTM
VOID	25267	XNHTC
CHRISTIAN MCGARRY	25584	XNNHX

CAM_20190604_E

June 4, 2019

**Personal Choice Detail by Political Subdivision
Camden County**

**Pennsauken Twp. Committee
Republican
Vote for One**

Political Subdivision: Pennsauken

Write-in Name	Machine	Voter Tag
JOHN-LYNN	25252	XNRFX
LISA ECKEL	25571	XNHTZ
ORLANDO MONACO	25587	XNNHM

**Pine Hill Mayor
Democratic
Vote for One**

Political Subdivision: Pine Hill

Write-in Name	Machine	Voter Tag
FELIX JAMES	25272	XNNHR
ANNA CORDERO	25599	XNNHR

**Pine Hill Council
Democratic
Vote for Two**

Political Subdivision: Pine Hill

Write-in Name	Machine	Voter Tag
RYAN SOWELL	25272	XNNHR

**Pine Hill County Committee Man
Democratic
Vote for Five**

Political Subdivision: Pine Hill

Write-in Name	Machine	Voter Tag
MARTIN MENNETA	25274	XNHTF
ANGELA NOLAN-COOPER	25274	XNHTF

**Pine Hill County Committee Woman
Democratic
Vote for Five**

Political Subdivision: Pine Hill

Write-in Name	Machine	Voter Tag
RHONDA BECKETT	25272	XNNHR
LOIS H PARKER	25272	XNNHR
ANGELA NOLAN COOPER	25272	XNNHR
ALISHA R SMITH	25272	XNNHR
LORI CORRY	25274	XNHTF
RHONOA BECKETT	25595	XNHTM
LOIR H PARKER	25595	XNHTM

CAM_20190604_E

June 4, 2019

**Personal Choice Detail by Political Subdivision
Camden County**

**Pine Hill County Committee Woman
Democratic
Vote for Five**

Political Subdivision: Pine Hill

Write-in Name	Machine	Voter Tag
KIMBERLY MARRIOT	25595	XNHTM
ANGELA E NOLAN COOPER	25595	XNHTM
ALISA R SMITH	25595	XNHTM
ANNA CORDERO	25599	XNNHR
LOIS H PARKER	25599	XNNHT
ANQELA COOPER	25599	XNNHT

**Pine Hill Mayor
Republican
Vote for One**

Political Subdivision: Pine Hill

Write-in Name	Machine	Voter Tag
SCOTT-GARPIEL	25595	XNHFJ
CHRIS-GREEN	25599	XNHTR
JAMES CARMICHEAL	25599	XNNCC
PHILLIES	25748	XNNCC

**Pine Hill Council
Republican
Vote for Two**

Political Subdivision: Pine Hill

Write-in Name	Machine	Voter Tag
SCOTTGARPIEL	25595	XNHFJ
JOHN TOTORO	25599	XNNCC
CRYHTEN LANGHORNE	25599	XNNCC
RON TOMMASELLO	25748	XNNCC

**Runnemedede Council
Democratic
Vote for Two**

Political Subdivision: Runnemedede

Write-in Name	Machine	Voter Tag
DENISE BUZZ	25603	XNRMF

CAM_20190604_E

June 4, 2019

**Personal Choice Detail by Political Subdivision
Camden County**

**Runnemede County Committee Man
Democratic
Vote for Four**

Political Subdivision: Runnemede

Write-in Name	Machine	Voter Tag
LARRY WASHART	25281	XNCRR
ROBERT GIOSA	25602	XNNMN
ROBERT HENRY	25606	XNRFC
SAMANTHA SPAULDING	25686	XNHTJ

**Runnemede County Committee Woman
Democratic
Vote for Four**

Political Subdivision: Runnemede

Write-in Name	Machine	Voter Tag
JIM PANICO	25603	XNNCC
DENISE BUZZ	25603	XNRMF
SAMANTHA SPAULDING	25606	XNRFC
ANGEL BEEBE	25606	XNRFC

**Runnemede Council
Republican
Vote for Two**

Political Subdivision: Runnemede

Write-in Name	Machine	Voter Tag
VOID	25276	XNHTF
MELONIE SHAW	25281	XNNRC
JACK SHAW	25281	XNNRC
JOHN WENTZEL	25604	XNNRH
ED-WHITE	25604	XNNRT
MELONIE SHAW	25606	XNCRR
JACK SHAW	25606	XNCRR
ED WHITE	25698	XNNCJ

**Somerdale Mayor
Democratic
Vote for One**

Political Subdivision: Somerdale

Write-in Name	Machine	Voter Tag
JAMES KAISER	25282	XNNCM
CHRISTINE KLENK	25610	XNCRM

CAM_20190604_E

June 4, 2019

**Personal Choice Detail by Political Subdivision
Camden County**

**Stratford Council
Democratic
Vote for Two**

Political Subdivision: Stratford

Write-in Name	Machine	Voter Tag
STEVE-GAGLIARDI	25287	XNRRR
MICHAEL-REDFEARN	25287	XNRRR
STEPHEN V. GAGLIARDI	25288	XNRFC
STEPHEN-GAGLIARDI	25289	XNHTZ
STEVE GAGLIARDI	25291	XNNCR
STEVE GAGLIARDI	25291	XNNCR
ROURKE DECKER	25612	XNHTR
STEPHAN GAGLIARDI	25614	XNNHN
MICHAEL GOLDIN	25616	XNRFX
BEN ANGELI	25616	XNRFX

**Stratford County Committee Man
Democratic
Vote for Three**

Political Subdivision: Stratford

Write-in Name	Machine	Voter Tag
ROURKE DECKER	25612	XNHTR

**Stratford County Committee Woman
Democratic
Vote for Three**

Political Subdivision: Stratford

Write-in Name	Machine	Voter Tag
STEVE GAGLIARDI	25291	XNNCR
STEVE GAGLIARDI	25291	XNNCR

**Voorhees Twp. Committee
Democratic
Vote for One**

Political Subdivision: Voorhees

Write-in Name	Machine	Voter Tag
DAUSUEL,GREGORY	25296	XNHHT
KYLE INGRAM	25299	XNRFN
RICK-HORNER	25300	XNNCN
JOSHUA KUMAR	25619	XNNHZ
FETBROYT	25622	XNNHF
BIANCA INGRAM	25624	XNRFN

CAM_20190604_E

June 4, 2019

**Personal Choice Detail by Political Subdivision
Camden County**

**Voorhees Twp. Committee
Republican
Vote for One**

Political Subdivision: Voorhees

Write-in Name	Machine	Voter Tag
AAA	25294	XNNHZ
CARMINE VALENTINO	25302	XNNCN

**Waterford Twp. Committee
Democratic
Vote for Two**

Political Subdivision: Waterford

Write-in Name	Machine	Voter Tag
BOB PASSARELLA	25637	XNRFJ

**Waterford County Committee Man
Democratic
Vote for Four**

Political Subdivision: Waterford

Write-in Name	Machine	Voter Tag
BILL PAXTON	25311	XNHTJ
BILL NYE	25311	XNHTJ
BILL MURRAY	25311	XNHTJ
BILL GATES	25311	XNHTJ

**Waterford County Committee Woman
Democratic
Vote for Four**

Political Subdivision: Waterford

Write-in Name	Machine	Voter Tag
BILLIE PIPER	25311	XNHTJ
BILLIE LOURD	25311	XNHTJ
BILLIE JEAN KING	25311	XNHTJ
BILLIE HOLIDAY	25311	XNHTJ
SUE DANSON	25637	XNRFJ

**Waterford Twp. Committee
Republican
Vote for Two**

Political Subdivision: Waterford

Write-in Name	Machine	Voter Tag
STEPHANIEBELCHER	25313	XNNHC
STEPHBELCHER	25313	XNNHC
CHRIS-LEMASNEY	25640	XNCRM

CAM_20190604_E

June 4, 2019

**Personal Choice Detail by Political Subdivision
Camden County**

**Waterford Twp. Committee
Republican
Vote for Two**

Political Subdivision: Waterford

Write-in Name	Machine	Voter Tag
CHRIS-LEMASNEY	25640	XNHTZ

**Winslow Mayor
Democratic
Vote for One**

Political Subdivision: Winslow

Write-in Name	Machine	Voter Tag
MICE	25652	XNNCR
AMBER PALLANTE	25653	XNRRM
VOID	25659	XNNCJ
JOSE ZARAZUA	25670	XNNCJ
JOANA RUVALCABA	25671	XNHFC
DEBORAH MITCHELL-FUSSELL	25672	XNNHF
LORI CASTRATARO	25674	XNHTM
LORI CASTRATARO	25674	XNRMF
CHARLES SWEENEY	25677	XNNHF

**Winslow Mayor
Republican
Vote for One**

Political Subdivision: Winslow

Write-in Name	Machine	Voter Tag
YIAYIA-DUBLE	25644	XNHTJ
RICHARD THORNE	25646	XNRRR
CINDY DOUGHERTY	25647	XNHTZ
TIMOTHY DOUGHERTY	25647	XNNHF
JOHN P HARRIMAN SR	25648	XNRFC
RONALD FARREN	25650	XNNCR
SNOOPY	25650	XNRRM
RICHARD R ROUNDS	25652	XNHTZ
ROUNDS	25653	XNHTT
JOSEPH-BENTSEN	25659	XNCMT
DOUG-STUART	25660	XNNCH
KING COLE	25673	XNHTF

CAM_20190604_E

June 4, 2019

**Personal Choice Detail by Political Subdivision
Camden County**

Woodlynne Mayor
Democratic
Vote for One

Political Subdivision: Woodlynne

Write-in Name	Machine	Voter Tag
CLYDE-COOK	25682	XNCRR
CLY	25682	XNHFF
CLYDE COOK	25682	XNHFR
CLYDE-COOK	25682	XNHFX
SAMANTHA KIRBY	25682	XNHTC
CLYDE COOK	25682	XNHTJ
CLYDE COOK	25682	XNHTT
CLYDE COOK	25682	XNNCM
CLYDE COOK	25682	XNNHX
CLYDE COOK	25682	XNRFJ
CLYDE COOK	25682	XNRMT
CLYDE-COOK	25683	XNHFC
CLYDE COOK	25683	XNHTJ
JENNIFER-GONZALEZ	25683	XNHTX
SAMANTHA KIRBY	25683	XNNCN
CLYDDE-COOK	25683	XNNHC
C.COOK	25683	XNNHT
CLYDE COOK	25683	XNNMF
COOK	25683	XNNMN
CLYDE COOK	25683	XNRFH
JENIFER GONZALEZ	25683	XNRMF
CLYDE COOK	25684	XNHTJ
CLYDE COOK	25684	XNHTM
CLRDDCOOK	25684	XNHTR
CLYDE COOK	25684	XNNCN
CLYDE COOKE	25684	XNNCR
CLYDE COOK	25684	XNNHC
CLYDE COOKE	25684	XNNHF
CLYDE COOK	25684	XNNHH
CLYDE COOK	25684	XNRFC
CLYDE COOK	25684	XNRFH
CLYDE COOKE	25684	XNRFJ
CLYDE COOK	25684	XNRMT
CLYDECOOK	25684	XNRRM
CLYDE COOK	25685	XNCJH
CLYDE-COOK	25685	XNCMC
COOK	25685	XNCMF
CLYDE COOK	25685	XNCMX
CLYDE-COOOK	25685	XNHTR

CAM_20190604_E

June 4, 2019

**Personal Choice Detail by Political Subdivision
Camden County**

**Woodlynne Mayor
Democratic
Vote for One**

Political Subdivision: Woodlynne

Write-in Name	Machine	Voter Tag
CLYDE COOK	25685	XNHTZ
CLYDE COOK	25685	XNNHJ
CLYDE-COOK	25685	XNNHN
CLYDE COOK	25685	XNNHZ
CLYDECOOK	25685	XNNRC
CLYDE COOK	25685	XNNRT
CLYDE COOK	25685	XNRFN
CLYDE-COOK	25685	XNRMX
CLYDE COOK	25685	XNRRR

**Woodlynne Council
Democratic
Vote for Two**

Political Subdivision: Woodlynne

Write-in Name	Machine	Voter Tag
KAREN-MILLER	25682	XNCRR
JENIFER-GONZALEZ	25682	XNCRR
KAREN-MILLER	25682	XNHFX
KAREN MILLER	25682	XNHTC
KAREN MILLER	25682	XNHTJ
JENNIFER GONZALEZ	25682	XNHTJ
JENIFER GONZALEZ	25682	XNHTT
KAREN MILLER	25682	XNHTT
JENIFER GONZALEZ	25682	XNNHX
KAREN MILLER	25682	XNNHX
KAREN MILLER	25682	XNRFJ
JENIFER GONZALEZ	25682	XNRFJ
KAREN MILLER	25682	XNRMT
JENIFERGONZALEZ	25682	XNRMT
CYLDE COOK	25682	XNRMX
KAREN MILLER	25682	XNRMX
KAREN-MILLER	25683	XNHFC
KAREN MILLER	25683	XNNCN
JENIFERGONZONALEZ	25683	XNNCR
KAREN-MILLER	25683	XNNHC
KAREN MILLER	25683	XNNMF
JENIFER GONZALEZ	25683	XNNMF
KAREN MILLER	25683	XNRFH
JENIFER GONZALEZ	25683	XNRFH

CAM_20190604_E

June 4, 2019

**Personal Choice Detail by Political Subdivision
Camden County**

**Woodlynne Council
Democratic
Vote for Two**

Political Subdivision: Woodlynne

Write-in Name	Machine	Voter Tag
KAREN MILLER	25684	XNHTJ
JENIFER GONZALEZ	25684	XNHTJ
KAREN MILLER	25684	XNHTM
JENIFER GONZALEZ	25684	XNHTM
KAREN MILLER	25684	XNNHC
JENIFER GONZALEZ	25684	XNNHC
KAREN MILLER	25684	XNNHH
JENIFER GONZALEZ	25684	XNNHH
KAREN MILLER	25684	XNRFH
JENIFER GONZALEZ	25684	XNRFH
KAREN MILLER	25684	XNRMT
JENIFER GONZALEZ	25684	XNRMT
JENIFER GONZALES	25685	XNCJH
KAREN MILLER	25685	XNCJH
KAREN-MILLER	25685	XNCMC
JENIFER-GONZALEZ	25685	XNCMC
KAREN MILLER	25685	XNCMX
KAREN--MILLER	25685	XNHTR
JENIFER-GONZALER	25685	XNHTR
JEFFREY-GOODWI	25685	XNHTX
KAREN MILLER	25685	XNHTZ
JENIFER GONZALEZ	25685	XNHTZ
KAREN MILLER	25685	XNNHJ
JENIFER GONZALEZ	25685	XNNHJ
KAREN-MILLER	25685	XNNHN
JENIFER-GONZALEZ	25685	XNNHN
KAREN MILLER	25685	XNNHZ
JENNIFER GONZALEZ	25685	XNNHZ
KAREN MILLER	25685	XNNRT
JENNIFER GONZALEZ	25685	XNNRT
KAREN MILLER	25685	XNRFN
JENIFER GONZALEZ	25685	XNRFN

**Woodlynne County Committee Man
Democratic
Vote for Two**

Political Subdivision: Woodlynne

Write-in Name	Machine	Voter Tag
JEFF GOODWIN	25682	XNHTJ

CAM_20190604_E

June 4, 2019

**Personal Choice Detail by Political Subdivision
Camden County**

**Woodlynne County Committee Man
Democratic
Vote for Two**

Political Subdivision: Woodlynne

Write-in Name	Machine	Voter Tag
JENNIFER GONLAEZ	25682	XNRMX
JENIFER-GONZALEZ	25683	XNHFC
JENIFER-GONZALEZ	25683	XNNHC
KAREN MILLER	25685	XNNRC
CLDE COOK	25685	XNRMT

**Woodlynne County Committee Woman
Democratic
Vote for Two**

Political Subdivision: Woodlynne

Write-in Name	Machine	Voter Tag
VERONICA TUCKER	25682	XNHTJ
LAKEISHA FONTANEZ	25682	XNHTJ
KAREN-MILLER	25685	XNRMX

WRITE INS PRIMARY ELECTION 6-04-19**TOWN:**

Bellmawr

PARTY:))

RACE	CANDIDATES	TALLY
Council	Petra Clark	1
Council	Tracy Sharp	1
Council	Jennifer Sharp	1
(Male) County Committee	Mark Sharp Jr	1
(Female) County Committee	Sara Sharp	1
" "	Rita Stupper	1
" "	Carol Green	1
" "	Rose Houton	1
" "	Maria Stupper	1
" "	Susan Robertshaw	1
Assembly	Dominick Melchiorre III	1
Assembly	Loei Beth Melchiorre	1
Clerk	Dominick Melchiorre III	
Freeholder (Group)	Dominick Melchiorre III	
Freeholder	Dominick Melchiorre III	

WRITE INS PRIMARY ELECTION 6-04-19

TOWN: *Bellmawr*

PARTY: *D*

RACE	CANDIDATES	TALLY
<i>Council</i>	<i>Dominick Melchior III</i>	<i>1</i>
<i>(Malell Council Committee</i>	<i>Dominick Melchior III</i>	<i>1/1</i>
<i>" "</i>	<i>Nicholas Giamboni</i>	<i>1</i>
<i>" "</i>	<i>Richard Kibler</i>	<i>1</i>
<i>" "</i>	<i>Nick Rizzo</i>	<i>1</i>
<i>Female Council Committee</i>	<i>Lori Beth Melchior</i>	<i>1</i>
<i>" "</i>	<i>Sheri Ann Dumette</i>	<i>1</i>
<i>" "</i>	<i>Stephanie Zippel</i>	<i>1</i>
<i>" "</i>	<i>Cheryle Cardone</i>	<i>1</i>
<i>" "</i>	<i>Annette Granado</i>	<i>1</i>

WRITE INS PRIMARY ELECTION 6-04-19**TOWN:** Berlin Township**PARTY:**

RACE	CANDIDATES	TALLY
Male County Committee	Palmer Carpenter	1
Female County Committee	Susan Carpenter	1
Council	Cristine Mason	1
Council	Holly Murrenbucke	1
Male County Committee	Tomc Mason	
" "	Quinn Murrenbucke	,
" "	Brian Daly	,
Female County Committee	Liz Moese	,
" "	Dina Alfano	,
" "	Barbara Kirk	,
Assembly	Keith B Todd	1
Assembly	Delbert F Todd	1
Clerk	Larry Garrity	1
Freeholder (Group)	Kim Schultz	1
Freeholder	Donald J Trump	1

WRITE INS PRIMARY ELECTION 6-04-19

TOWN: Berlin Township

PARTY: D

RACE	CANDIDATES	TALLY
Freeholder	Catmarnee Petus	1
Council	Michael Petos	
" "	Gene Petos	
Male County Committee	Jill C Todd	1
" "	Jim Gunn	1
" "	Larry Bararity	1
Female County Committee	Sean Bararity	1
" "	Jim Law	1
" "	Darty Law	1

WRITE INS PRIMARY ELECTION 6-04-19

TOWN: *Camden Ward 1*

PARTY: *D*

RACE	CANDIDATES	TALLY
<i>Freeholder</i>	<i>Mickey Mouse</i>	<i>1</i>
<i>Freeholder</i>	<i>Mini Mouse</i>	<i>1</i>
<i>Member Board of County</i>	<i>Donald R Jones</i>	<i>1</i>
<i>Member of Board of</i>	<i>Blank</i>	
<i>County Clerk</i>	<i>Blank</i>	
<i>Freeholder</i>	<i>Blank</i>	<i>11</i>
<i>Member of Council</i>	<i>Blank</i>	<i>11</i>
<i>Freeholder</i>	<i>Felix Monticelli</i>	<i>1</i>
<i>Assembly</i>	<i>Dane Mass Velasco</i>	<i>1</i>
<i>Assembly</i>	<i>E Julian Jordan III</i>	<i>1</i>
<i>Freeholder</i>	<i>Michael Lovett</i>	<i>1</i>
<i>Freeholder</i>	<i>Jennifer O'Donnell</i>	<i>1</i>

WRITE INS PRIMARY ELECTION 6-04-19

TOWN: Camden Ward 2

PARTY: D

RACE	CANDIDATES	TALLY
Assembly	Mohammad Khatib	1
Assembly	Kyle Nash	1
Assembly	Deborah Pearson Polk	1
Assembly	Elton Curtis	1
Assembly	Tylisha Lewis	1
Assembly	Blank	1
Assembly	Bertrude Gould	1

WRITE INS PRIMARY ELECTION 6-04-19

TOWN: Cherry Hill

PARTY: D

RACE	CANDIDATES	TALLY
Assembly	Thomas Szymanski	11
Clerk	Thomas Szymanski	11
Freeholder	Thomas Szymanski	11
Council	Thomas Szymanski	11
Freeholder	Jennifer O'Donnell	### IIII ### IIII
Freeholder	Michael Lovett	### IIII ### IIII
Council	Jeanne Renczias	1
Assembly	William Atcheson	1
Mayor	Thomas Szymanski	1
Assembly	James Maier	1
Assembly	Drew Koch	1
Clerk	James McAleer	1
Freeholder	Jos. Wolf	1
Freeholder	Andrew Sloan	1
Freeholder	Jos Dougherty	1

page 1

WRITE INS PRIMARY ELECTION 6-04-19

TOWN: Cherry Hill

PARTY: D

RACE	CANDIDATES	TALLY
Mayor	Brian Sloan	1
Council	Faith Diluigi	1
Council	James Mahra	1
Council	Drew Koch	1
Freeholder	James H Glass	1
Mayor	Any one but	1
Freeholder	Griffy	11
Assembly	Kubily Ulucan	1111
Freeholder	Kubily Ulucan	1111
Mayor	Kubily Ulucan	1
Council	Kubily Ulucan	1111
Council	Blank	1
Council	Ailene Udorman	1
Freeholder	Dan Connor	1
Freeholder	Calvin Smith	

WRITE INS PRIMARY ELECTION 6-04-19

TOWN:

Clementon

PARTY: D

RACE	CANDIDATES	TALLY
County Committee	Keith Harvard	1
County Committee	Kathy Price	1
Assembly	Mickey Mouse	1
Mayor	Mickey Mouse	1
County Committee	Mickey Mouse	1

WRITE INS PRIMARY ELECTION 6-04-19

TOWN:

Bibbsboro

PARTY:

D

RACE	CANDIDATES	TALLY
Mayor	Ann Braddock	1
County Committee	Beth L Kaufman	1
Freeholder	Michael Egan	1
Freeholder	Thomas Egan	1
Council	Ann Braddock	1
County Committee	Beth L Kaufman	1
County Committee	Hailey Poillon	1

WRITE INS PRIMARY ELECTION 6-04-19

TOWN: Gloucester Twp

PARTY: D

RACE	CANDIDATES	TALLY
Council	Bruce Springsteen	1
Council	Jason Gillow	1
Freeholder	Michael Lovett	
Freeholder	Jennifer O'Donnell	
Council	Sean Hengst	
Council	Meghan Fitzgerald	11
Assembly	William Adams	1
Assembly	Laura Roslin	1
Clerk	Kara Thrace	1
Council	Sean Hengst	11
Assembly	Sam Sweet	11
Assembly	Carole Pettigrew	11
Assembly	Paul D. Murriarty	1
Assembly	Gabriela M Mosqueras	1
Council	Any one Else	1

page 1

WRITE INS PRIMARY ELECTION 6-04-19

TOWN: Gloucester Twp

PARTY: D

RACE	CANDIDATES	TALLY
Assembly	Anyone else	1
Council	Lori A Hendrickson	1
Council	Crystal Evans	111
Assembly	Shane Famille	1
Assembly	Sean Hengst	1
Freeholder	Shane Famille	1
Freeholder	Sean Hengst	1
Council	Shane Famille	
Council	Stacey Hengst	
Council	Sam E Swant	
Gen Assembly	Mickey Mouse	11
" "	Donald Duck	11
Bd. Freeholders	Jer O'Donnell	11

WRITE INS PRIMARY ELECTION 6-04-19

TOWN: Haddon twp

PARTY: 1

RACE	CANDIDATES	TALLY
Freeholder	Michael Lovett	1
Freeholder	Jennifer O'Donnell	1
Freeholder	Edmund Burke	1
Freeholder	B. DiRacchi	1
Freeholder	Jerome Taylor	1

WRITE INS PRIMARY ELECTION 6-04-19

TOWN: Haddonfield

PARTY: D

RACE	CANDIDATES	TALLY
Freeholder	Kevin Glover	1
Freeholder	Chris Martin	1
County Committee	Matt Young	1
County Committee	Charles Clements	1
County Committee	Samatha Sukowick	1
County Committee	Jen Young	1
County Committee	Tawny Clements	1
County Committee	Ashley Evangelisti	1
County Committee	Maurice Traynor	1
Freeholder	Jennifer O'Donnell	1
Freeholder	J&Rome Taylor	11
Freeholder	Michael Lovett	1111
Freeholder	Lauren Bell	1
County Committee	Michael Maloy	1

WRITE INS PRIMARY ELECTION 6-04-19

TOWN: *Lawnside*

PARTY: *D*

RACE	CANDIDATES	TALLY
<i>Assembly</i>	<i>Anthony Bland</i>	<i>1</i>
<i>Council</i>	<i>Anthony Bland</i>	<i>1</i>
<i>County Committee (male)</i>	<i>Anthony Bland</i>	<i>1</i>
<i>County Committee (female)</i>	<i>Diane Raysor</i>	<i>1</i>
<i>County Committee (female)</i>	<i>Ketchell Johnson</i>	<i>1</i>
<i>County Committee (male)</i>	<i>John B Chemello III</i>	<i>1</i>
<i>Council</i>	<i>E. Mears</i>	<i>1</i>

WRITE INS PRIMARY ELECTION 6-04-19**TOWN:** Lindenwold**PARTY:** D

RACE	CANDIDATES	TALLY
Mayor	JOEY HAND	1
Council	JOEY HAND	1
Mayor	BENITA S. FLORES	1
Mayor	TREVOR SHAW	1
Council	RON BURROWS	1
Council	WARREN WAYWOOD	1
Assembly	ROBERT M STEELMAN	1
Clerk	IAN STEELMAN	1
Freeholder (Unexpired)	WILLIAM R MCKEAN	1
Mayor	LES ENGELS	1
Gen Assembly	SUSAN SMITH	1
Bd Freeholders	MARCI BLAKEY	1
.....	WILLA DAVIS	1
Mayor	ROBERT STOEHLER	1
Council	CORY HOWELL	1

WRITE INS PRIMARY ELECTION 6-04-19

TOWN: *Pennsauken*

PARTY: *D*

RACE	CANDIDATES	TALLY
<i>Freeholder</i>	<i>Jerome Taylor</i>	<i>1</i>
<i>Freeholder</i>	<i>Jennifer O'Donnell</i>	<i>1</i>
<i>Twp Committee</i>	<i>Janet Fisher-Hughes</i>	<i>1</i>
<i>Freeholder</i>	<i>Edward Brennan</i>	<i>1</i>
<i>Freeholder</i>	<i>Gordon Shumway</i>	<i>1</i>

WRITE INS PRIMARY ELECTION 6-04-19

TOWN: Pine Hill

PARTY: 1)

RACE	CANDIDATES	TALLY
Mayor	Will Capriotti	1
Mayor	Les Gallagher	1
Council	Martin Mendetta	1
(Male) County Committee	Felix James	1
(Female) County Committee	Angela E. Nolan Cooper	1
" "	Lois H Parker	1
" "	Alisa R Smith	1
" "	Kimberly Marriot	1
" "	Rhonda Beckett	1

WRITE INS PRIMARY ELECTION 6-04-19**TOWN:**

Runnemede

PARTY:

D

RACE	CANDIDATES	TALLY
Council	Scott Denny	1
County Committee	Deanna Lips	1
Assembly	Robert F Baur	1
Clerk	Robert F Baur	1
Freeholder	Robert F Baur	1
Committee	Robert F Baur	1
County Committee	Robert F Baur	1
Freeholders	Michael Lovett	111
Freeholders	Jennifer O'Donnell	111
Council	William Obert	1
male County Comm	William Obert	1
" "	Ed White	1
" "	John Gunn	1
" "	Colleen Kurth	1
Council	Kevin Moriarty	1

WRITE INS PRIMARY ELECTION 6-04-19

TOWN: Voorhees

PARTY: D

RACE	CANDIDATES	TALLY
Assembly	Blank	
Clerk	Blank	
Freeholders	Blank	
Freeholder	George W Peterson Jr	
Freeholder	Christina Maria Santagobbi	
County Comm Unexpired term	Blank	
Freeholders	Blank	
Freeholders	Blank	
Freeholders	Jennifer O'Donnell	
"	Michael Lavett	
Assembly	John Papetka	
"	Cynthia Plucinski	
Clerk	Gustafson	
Unexpired term Freeholder	Cybulski	
Freeholders	Clara Gustafson	

WRITE INS PRIMARY ELECTION 6-04-19

TOWN: *Waterford*

PARTY: *D*

RACE	CANDIDATES	TALLY
<i>Assembly</i>	<i>James Board</i>	<i>1</i>
<i>Twp Committee</i>	<i>Bill Gates</i>	<i>1</i>
<i>County Committee</i>	<i>Harry Truman</i>	<i>1</i>
<i>Male County Committee</i>	<i>Babe Lincoln</i>	<i>1</i>
<i>Female County Committee</i>	<i>Tom Duffy</i>	<i>1</i>
<i>Female County Committee</i>	<i>Thomas Jefferson</i>	<i>1</i>
<i>Female County Committee</i>	<i>Bea Franklin</i>	<i>1</i>
<i>Freeholder</i>	<i>Michael Lovett</i>	<i>1</i>

WRITE INS PRIMARY ELECTION 6-04-19

TOWN:

Winslow Twp Ward 4

PARTY:

D

RACE	CANDIDATES	TALLY
Mayor	me no s heedde	1
Clerk	Minnie Mouse	1
Assembly	Donald Duck	
Freeholder	Gay Frasier	1
Freeholder	Sarah Carrington	1
Mayor	Pdleen Craftman	1

WRITE INS PRIMARY ELECTION 6-04-19

TOWN: Woodlyn

PARTY: D

RACE	CANDIDATES	TALLY
Mayor	Robert Strautber	111
Council	Robert Strautber	111
Mayor	Samatha Kirby	1
Council	Samatha Kirby	1
Mayor	Clyde Cook	1
Council	Jennifer Gonzalez	1
Council	Karen Miller	1

WRITE INS PRIMARY ELECTION 6-04-19

TOWN: Bellmawr Borough

PARTY: R

RACE	CANDIDATES	TALLY
Assembly	William Spearman	1
Assembly	William Moen, Jr	1
Clerk	Joseph Ripa	1
Freeholder (Unexpired)	Melinda Kane	1
Freeholder	Amanda Semple	1
Freeholder	Carmen Rodriguez	1
Council	Raymond Bidore	1
Council	James Casey	1

WRITE INS PRIMARY ELECTION 6-04-19**TOWN:**

Beelin Borough

PARTY:

R

RACE	CANDIDATES	TALLY
Clerk	John Ryan	1
Mayor	Cindy Williams	1
Council	Cindy Williams	1
Council	Anthony Sylvester	1
Mayor	Virgil Johnson	1
Council	Jack Straub	1
Council	Carl Canfield Sr.	1
Assembly	Randy S Cline	1
Freeholder	Randy S Cline	11
Clerk	Michael E Denomme	1
Mayor	Michael E Denomme	11
Council	Michael E Denomme	11

WRITE INS PRIMARY ELECTION 6-04-19

TOWN: *Beelin Twp*

PARTY: *R*

RACE	CANDIDATES	TALLY
<i>Council</i>	<i>Karl Avery</i>	<i>1</i>
<i>Council</i>	<i>Joseph Batten</i>	<i>1</i>

WRITE INS PRIMARY ELECTION 6-04-19**TOWN:**

Cherry Hill

PARTY:

R

RACE	CANDIDATES	TALLY
Freeholder	Henry J Zappile	11
Mayor	HJ Zappile	11
Council	HJ Zappile	1111
Freeholder (unexpired)	Villate MacKittrick	1
Freeholder	Benny Chico	1
Clerk	Joseph Ripa	11
Mayor	Susan Chin Angus	111
Clerk	Harry Chung, ESQ	1
Freeholder	Joseph C. Ward	1
Mayor	Susan Drudkenbrod	1
Assembly	H. J Zappile	11
Clerk	H. J Zappile	1
Freeholder (unexp.)	HJ Zappile	1
Freeholder	HJ Zappile	11
Assembly	Nick Saban	

WRITE INS PRIMARY ELECTION 6-04-19**TOWN:** Cherry Hill Township**PARTY:** R

RACE	CANDIDATES	TALLY
Freeholder (Unexpired)	Judd Scrotta	1
Freeholder (Unexpired)	Linda Fox	1
Freeholder	Linda Fox	1
Assembly	Dani Moss - Velasco	11
Assembly	E Julian Jordan III	11
Clerk	Rene Margulio	11
Freeholder (Unexpired)	Kyle Nash	11
Freeholder	Jennifer O'Donnell	11
Mayor	Druckon Brad	1
Council	Scott Saffin	11
Council	Chi Yancy	11
Council	Nathaniel DeMariano	11
Assembly	Henry J Zappile	11
Clerk	Henry J. Zappile	1
Freeholder (Unexpired)	Henry J. Zappile	11

WRITE INS PRIMARY ELECTION 6-04-19

TOWN: Colchester City Ward 1

PARTY: R

RACE	CANDIDATES	TALLY
Council-at-large	Patricia A Snyder Varra	1
Council-at-large	John Varra	1
" "	Blank	111
" "	Daryl Baile	
" "	John Hutchinson	
" "	Patrick Keating	

WRITE INS PRIMARY ELECTION 6-04-19

TOWN: *Gloucester City Ward 2*

PARTY: *R*

RACE	CANDIDATES	TALLY
<i>Assembly</i>	<i>Marks</i>	<i>1</i>
<i>Plork</i>	<i>Marks</i>	<i>1</i>
<i>Freeholder (unexp)</i>	<i>Marks</i>	<i>1</i>
<i>Freeholder</i>	<i>Marks</i>	<i>11</i>

WRITE INS PRIMARY ELECTION 6-04-19**TOWN:** Gloucester Township**PARTY:** R

RACE	CANDIDATES	TALLY
Council	Joseph Berravic	1
Council	Elliot M Rosen	1
Council	Christopher Lucas	1
Assembly	Paul Murrarty	1
Assembly	Gabriela Mosquera	1
Clerk	Joseph Ripa	1
Freeholders (Atty pro)	Kyle Nash	1
Freeholders	Amanda Semple	1
" "	Jason Witte	1
Council	Ellen Reese	1
Council	Linda Gilch	1
Council	Sam Sweet	1
Council	Crystal Edams	1
Clerk	Marc Anselmi	11
Council	Shelly Lovett	111

page 1

WRITE INS PRIMARY ELECTION 6-04-19**TOWN:** Gloucester Twp**PARTY:** R

RACE	CANDIDATES	TALLY
Council	R John Custodio	1
Clerk	Joseph Ripa	1
Council	Jennifer O'Donnell	1
Council	Peter Heinbaugh	1
Clerk	John Wayne	11
Freeholder	Nancy Reagan	11
Council	Alex Conaway	11
Council	Jean-Luc Picard	11
Council	Joseph A Pettinello	1
Council	Paul Wentz	1
Council	Michelle M Griffin	1
Council	Ray Di Bartola	1
Council	Kern Grwald	1
Council	Scott Weidner	1
Council	Shawn McConrad	1

page 2

WRITE INS PRIMARY ELECTION 6-04-19

TOWN: *Pennsauken*

PARTY: *R*

RACE	CANDIDATES	TALLY
<i>Twp Committee</i>	<i>Jeffery B Love</i>	<i>11</i>
<i>Twp Committee</i>	<i>Blank</i>	<i>1</i>
<i>Assembly</i>	<i>Nh uan Van</i>	<i>1</i>
<i>" "</i>	<i>William Chester</i>	<i>1</i>
<i>Clerk</i>	<i>Ken Stieburg</i>	<i>1</i>
<i>Freeholder (Unexp)</i>	<i>Robert Pichard</i>	<i>1</i>
<i>Freeholder</i>	<i>Ken Stieburg</i>	<i>1</i>
<i>" "</i>	<i>NH uan Van</i>	<i>1</i>
<i>Twp Committee</i>	<i>Brad Engwe</i>	<i>1</i>
<i>" "</i>	<i>William Finnegan</i>	<i>1</i>
<i>" "</i>	<i>Hector Nieves</i>	<i>11</i>

WRITE INS PRIMARY ELECTION 6-04-19

TOWN: Pine Hill

PARTY: R

RACE	CANDIDATES	TALLY
Assembly	Ryan Reynolds	1
Assembly	Chas Pratt	1
Clerk	Mark Zuckerman	1
Freeholders	Burt Reynolds	1
Freeholders	Tom Belleck	1
Freeholders	Dolf Lundgren	1

WRITE INS PRIMARY ELECTION 6-04-19

TOWN: Winstan Ward 1

PARTY: R

RACE	CANDIDATES	TALLY
Mayor	Bernard McMann	1
Mayor	Barry Wong	11
Mayor	WMA righter	11
Mayor	Evelyn Leverett	1
Mayor	Charles Leps	1
Freeholder (unexpired)	Charles Leps	1
Mayor	Ryan Wallace	1

WRITE INS PRIMARY ELECTION 6-04-19

TOWN:

Winstow Ward A

PARTY:

R

RACE	CANDIDATES	TALLY
Assembly	Cheri Smith	11
Clerk	Helen Hart - Maguire	1
Freeholder (Uninc)	Helen Hart Maguire	1
Freeholder	Mark Caliguire	1
"	Joseph Hart Knight	1
Mayor	"	1

WRITE INS PRIMARY ELECTION 6-04-19

TOWN: *Winslow W 3*

PARTY: *R*

RACE	CANDIDATES	TALLY
<i>Freeholder</i>	<i>Pat Norway</i>	<i>1</i>
<i>Mayor</i>	<i>Jennifer Norway</i>	<i>1</i>

PROVISIONALS PRIMARY ELECTION 6-04-19

TOWN: Barrington

PARTY: DEM

RACE	CANDIDATES	TALLY
Mem Gen Assy	Blank	1
Co. Clerk	Blank	1
Chosen Freeholder Unexpired	"	1
Mem. of Bd of Chosen Freeholders	"	1
Mayor	"	1
Council	"	1
Male Member Co. Committee	"	1
Female Member Co. Committee	"	1

PROVISIONALS PRIMARY ELECTION 6-04-19

TOWN: Woodlynne

PARTY: DEM

RACE	CANDIDATES	TALLY
Mayor	Cyde Cook	1
Council	Karen Miller	111
"	Jennifer Gonzalez	111
Male Co. Committe	Clyde Cook	1
Female Co. Comm	Karen	1
"	Jennifer	1
Mayor	Clyde Cook	11

DEMOCRATIC PARTY

GENERAL ASSEMBLY

Legislative District 4

State of New Jersey
County Clerk Statement
 Primary Election - June 4, 2019

Statement of the results of a primary election held in the several districts and wards of the several cities, townships, and boroughs, in the County of Camden, to nominate a candidate for the Office of Member of the General Assembly for the State of New Jersey.


Figures

The total number of Democratic voters in the Camden County portion of the Legislative District is:		42,198
The total number of Democratic ballots, (including mail-in, provisional & emergency) cast in the Camden County portion of the Legislative District is:		7,109
The total number of Democratic ballots rejected in the Camden County portion of the Legislative District is:		78
The total number of Election Districts in the Camden County portion of the Legislative District is:		77
Nominations for the Office of Member of the General Assembly	State the number of votes received (including mail-in, provisional, and emergency) written out in words and repeat in outer column in figures.	
Paul D. Moriarty	Five thousand nine hundred eighty-nine	5,989
Gabriela M. Mosquera	Five thousand eight hundred forty-three	5,843

I, John W. Schmidt, Deputy Clerk of the County of Camden, State of New Jersey, **DO HEREBY CERTIFY**, that the foregoing is a true and correct statement of the results of the Primary Election held in the several districts and wards of the several cities, townships, and boroughs, in the County of Camden, as taken from the statements filed in my office.

Date: June 11, 2019

Attest: _____, **Deputy Clerk**



DEMOCRATIC PARTY

GENERAL ASSEMBLY

Legislative District 5

State of New Jersey
County Clerk Statement
 Primary Election - June 4, 2019

Statement of the results of a primary election held in the several districts and wards of the several cities, townships, and boroughs, in the County of Camden, to nominate a candidate for the Office of Member of the General Assembly for the State of New Jersey.

Figures

The total number of Democratic voters in the Camden County portion of the Legislative District is:		47,169
The total number of Democratic ballots, (including mail-in, provisional & emergency) cast in the Camden County portion of the Legislative District is:		8,649
The total number of Democratic ballots rejected in the Camden County portion of the Legislative District is:		130
The total number of Election Districts in the Camden County portion of the Legislative District is:		95
Nominations for the Office of Member of the General Assembly	State the number of votes received (including mail-in, provisional, and emergency) written out in words and repeat in outer column in figures.	
William W. Spearman	Seven thousand five	7,005
William F. Moen	Six thousand six hundred twenty-six	6,626

I, John W. Schmidt, Deputy Clerk of the County of Camden, State of New Jersey, **DO HEREBY CERTIFY**, that the foregoing is a true and correct statement of the results of the Primary Election held in the several districts and wards of the several cities, townships, and boroughs, in the County of Camden, as taken from the statements filed in my office.

Date: June 11, 2019

Attest:  Deputy Clerk

DEMOCRATIC PARTY

GENERAL ASSEMBLY

Legislative District 6

State of New Jersey
County Clerk Statement
 Primary Election - June 4, 2019


Statement of the results of a primary election held in the several districts and wards of the several cities, townships, and boroughs, in the County of Camden, to nominate a candidate for the Office of Member of the General Assembly for the State of New Jersey.

Figures

The total number of Democratic voters in the Camden County portion of the Legislative District is:		70,896
The total number of Democratic ballots, (including mail-in, provisional & emergency) cast in the Camden County portion of the Legislative District is:		17,050
The total number of Democratic ballots rejected in the Camden County portion of the Legislative District is:		187
The total number of Election Districts in the Camden County portion of the Legislative District is:		153
Nominations for the Office of Member of the General Assembly	State the number of votes received (including mail-in, provisional, and emergency) written out in words and repeat in outer column in figures.	
Louis D. Greenwald	Twelve thousand two hundred eighty-three	12,283
Pamela R. Lampitt	Twelve thousand one hundred sixty-seven	12,167
Danie Moss-Velasco	Three thousand nine hundred seventy-seven	3,977
E. Julian Jordan III	Three thousand five hundred eighty-seven	3,587

I, John W. Schmidt, Deputy Clerk of the County of Camden, State of New Jersey, **DO HEREBY CERTIFY**, that the foregoing is a true and correct statement of the results of the Primary Election held in the several districts and wards of the several cities, townships, and boroughs, in the County of Camden, as taken from the statements filed in my office.

Date: June 11, 2019

Attest:  Deputy Clerk

DEMOCRATIC PARTY GENERAL ASSEMBLY

Legislative District **8**

State of New Jersey
County Clerk Statement
 Primary Election - June 4, 2019

Statement of the results of a primary election held in the several districts and wards of the several cities, townships, and boroughs, in the County of Camden, to nominate a candidate for the Office of Member of the General Assembly for the State of New Jersey.


Figures


The total number of Democratic voters in the Camden County portion of the Legislative District is:		7,784
The total number of Democratic ballots, (including mail-in, provisional & emergency) cast in the Camden County portion of the Legislative District is:		1,162
The total number of Democratic ballots rejected in the Camden County portion of the Legislative District is:		16
The total number of Election Districts in the Camden County portion of the Legislative District is:		20
Nominations for the Office of Member of the General Assembly	State the number of votes received (including mail-in, provisional, and emergency) written out in words and repeat in outer column in figures.	
Gina LaPlaca	Nine hundred thirty-nine	939
Mark Natale	Eight hundred ninety-three	893
Johnny Bravo	One hundred sixty-six	166

I, John W. Schmidt, Deputy Clerk of the County of Camden, State of New Jersey, **DO HEREBY CERTIFY**, that the foregoing is a true and correct statement of the results of the Primary Election held in the several districts and wards of the several cities, townships, and boroughs, in the County of Camden, as taken from the statements filed in my office.

Date: June 11, 2019

Attest:  _____, Deputy Clerk

REPUBLICAN PARTY		GENERAL ASSEMBLY
Legislative District 4		
<p>State of New Jersey County Clerk Statement Primary Election - June 4, 2019</p>		
<p>Statement of the results of a primary election held in the several districts and wards of the several cities, townships, and boroughs, in the County of Camden, to nominate a candidate for the Office of Member of the General Assembly for the State of New Jersey.</p>		
		Figures
The total number of Republican voters in the Camden County portion of the Legislative District is:		13,624
The total number of Republican ballots, (including mail-in, provisional & emergency) cast in the Camden County portion of the Legislative District is:		2,096
The total number of Republican ballots rejected in the Camden County portion of the Legislative District is:		31
The total number of Election Districts in the Camden County portion of the Legislative District is:		77
Nominations for the Office of Member of the General Assembly	State the number of votes received (including mail-in, provisional, and emergency) written out in words and repeat in outer column in figures.	
Paul E. Dilks	One thousand nine hundred eighty	1,980
Stephen H. Pakradooni, Jr.	One thousand eight hundred sixty-eight	1,868
<p>I, John W. Schmidt, Deputy Clerk of the County of Camden, State of New Jersey, DO HEREBY CERTIFY, that the foregoing is a true and correct statement of the results of the Primary Election held in the several districts and wards of the several cities, townships, and boroughs, in the County of Camden, as taken from the statements filed in my office.</p>		
Date: June 11, 2019	Attest: 	Deputy Clerk
<p><small>NJ Division of Elections-5/2019</small></p>		

REPUBLICAN PARTY		GENERAL ASSEMBLY
Legislative District 5		
<p>State of New Jersey County Clerk Statement Primary Election - June 4, 2019</p>		
<p>Statement of the results of a primary election held in the several districts and wards of the several cities, townships, and boroughs, in the County of Camden, to nominate a candidate for the Office of Member of the General Assembly for the State of New Jersey.</p>		
		Figures
The total number of Republican voters in the Camden County portion of the Legislative District is:		9,676
The total number of Republican ballots, (including mail-in, provisional & emergency) cast in the Camden County portion of the Legislative District is:		1,251
The total number of Republican ballots rejected in the Camden County portion of the Legislative District is:		28
The total number of Election Districts in the Camden County portion of the Legislative District is:		95
Nominations for the Office of Member of the General Assembly	State the number of votes received (including mail-in, provisional, and emergency) written out in words and repeat in outer column in figures.	
Nicholas Kush	One thousand one hundred sixty-three	1,163
Kevin Ehret	One thousand one hundred eight	1,108
<p>I, John W. Schmidt, Deputy Clerk of the County of Camden, State of New Jersey, DO HEREBY CERTIFY, that the foregoing is a true and correct statement of the results of the Primary Election held in the several districts and wards of the several cities, townships, and boroughs, in the County of Camden, as taken from the statements filed in my office.</p>		
Date: June 11, 2019	Attest: 	Deputy Clerk

REPUBLICAN PARTY

GENERAL ASSEMBLY

Legislative District **6**

State of New Jersey
County Clerk Statement
 Primary Election - June 4, 2019


Statement of the results of a primary election held in the several districts and wards of the several cities, townships, and boroughs, in the County of Camden, to nominate a candidate for the Office of Member of the General Assembly for the State of New Jersey.


Figures

The total number of Republican voters in the Camden County portion of the Legislative District is:		26,393
The total number of Republican ballots, (including mail-in, provisional & emergency) cast in the Camden County portion of the Legislative District is:		4,028
The total number of Republican ballots rejected in the Camden County portion of the Legislative District is:		87
The total number of Election Districts in the Camden County portion of the Legislative District is:		153
Nominations for the Office of Member of the General Assembly	State the number of votes received (including mail-in, provisional, and emergency) written out in words and repeat in outer column in figures.	
John Papeika	Three thousand seven hundred twenty-two	3,722
Cynthia Plucinski	Three thousand six hundred seventy	3,670

I, John W. Schmidt, Deputy Clerk of the County of Camden, State of New Jersey, **DO HEREBY CERTIFY**, that the foregoing is a true and correct statement of the results of the Primary Election held in the several districts and wards of the several cities, townships, and boroughs, in the County of Camden, as taken from the statements filed in my office.

Date: June 11, 2019

Attest:  , Deputy Clerk

REPUBLICAN PARTY		GENERAL ASSEMBLY
Legislative District 8		
<p>State of New Jersey County Clerk Statement Primary Election - June 4, 2019</p>		
<p>Statement of the results of a primary election held in the several districts and wards of the several cities, townships, and boroughs, in the County of Camden, to nominate a candidate for the Office of Member of the General Assembly for the State of New Jersey.</p>		
		Figures
The total number of Republican voters in the Camden County portion of the Legislative District is:		4,044
The total number of Republican ballots, (including mail-in, provisional & emergency) cast in the Camden County portion of the Legislative District is:		716
The total number of Republican ballots rejected in the Camden County portion of the Legislative District is:		4
The total number of Election Districts in the Camden County portion of the Legislative District is:		20
Nominations for the Office of Member of the General Assembly	State the number of votes received (including mail-in, provisional, and emergency) written out in words and repeat in outer column in figures.	
Ryan Peters	Four hundred forty-two	442
Jean Stanfield	Three hundred eighty-six	386
R. Jason Huf	One hundred ninety-nine	199
Joe Howarth	Three hundred seven	307
<p>I, John W. Schmidt, Deputy Clerk of the County of Camden, State of New Jersey, DO HEREBY CERTIFY, that the foregoing is a true and correct statement of the results of the Primary Election held in the several districts and wards of the several cities, townships, and boroughs, in the County of Camden, as taken from the statements filed in my office.</p>		
Date: June 11, 2019	Attest: 	Deputy Clerk
<p><small>NJ Division of Elections-5/2019</small></p>		

